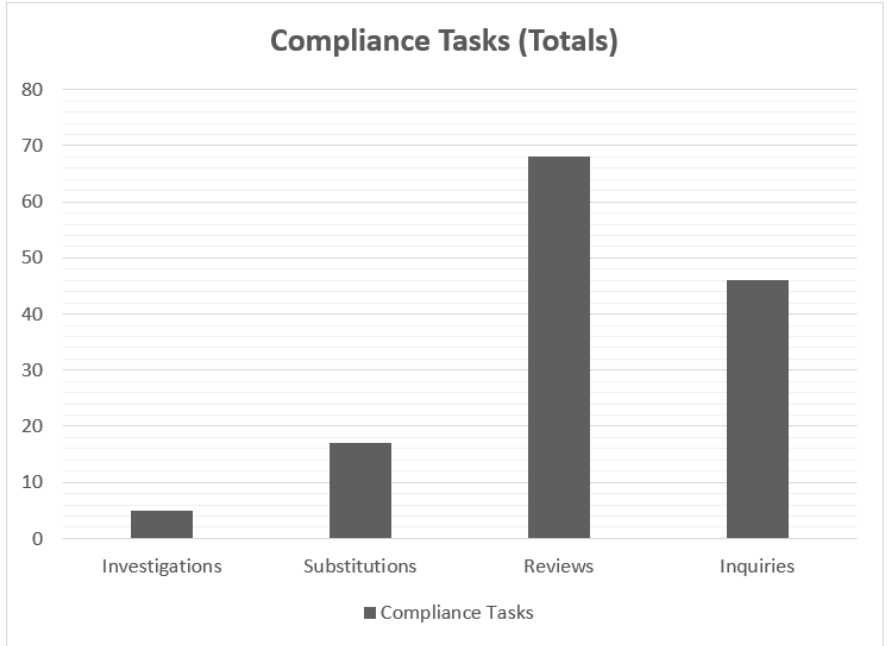


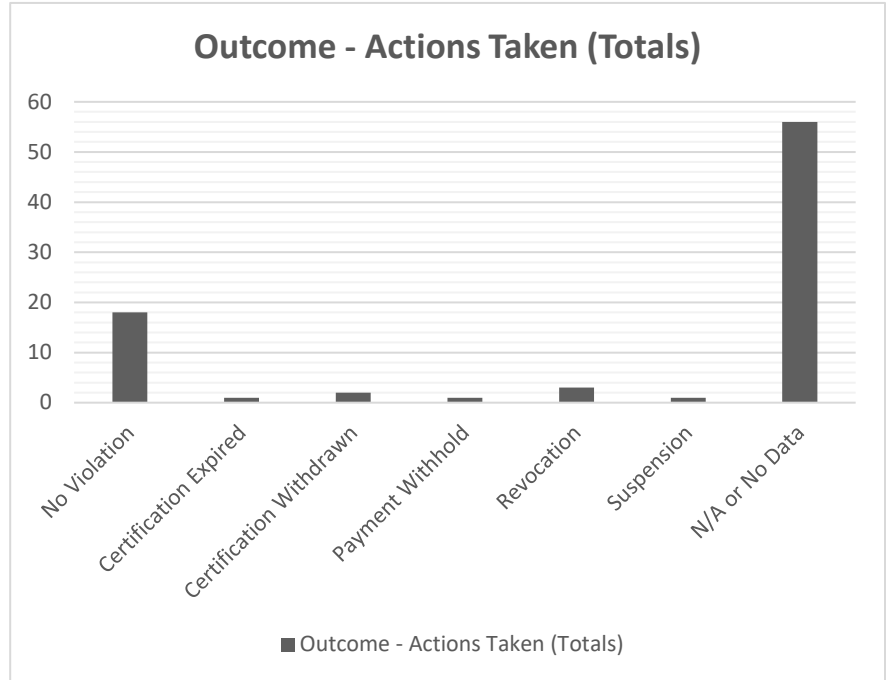
Compliance Statistics - Yearly Report (2023)

Office of Small Business and Disabled Veteran Business Enterprises

Compliance Task - Totals	
Investigations	5
Substitutions	17
Reviews	68
Inquiries	46



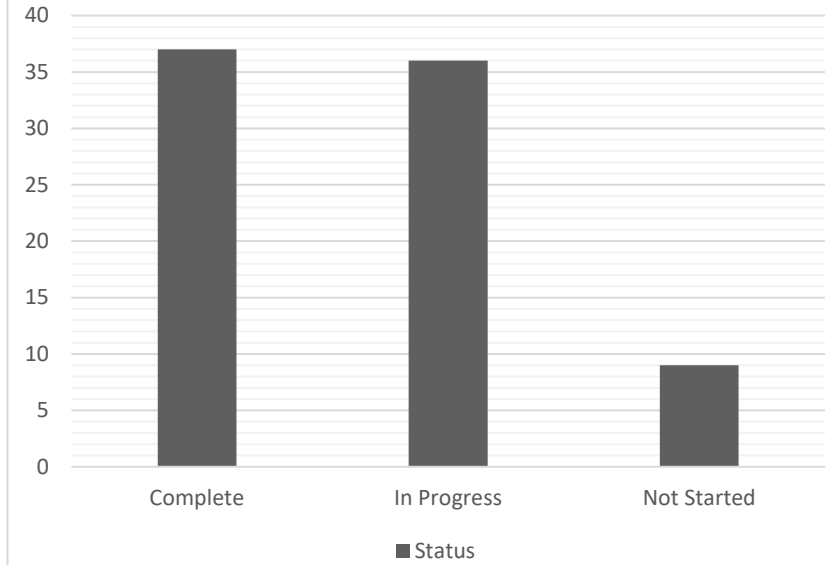
Outcome – Actions Taken (Totals)	
No Violation	18
Certification Expired	1
Certification Withdrawn	2
Payment Withhold	1
Revocation	3
Suspension	1
N/A or No Data	56



Outcome – Status (Totals)

Complete	37
In Progress	36
Not Started	9

Outcome - Status (Totals)

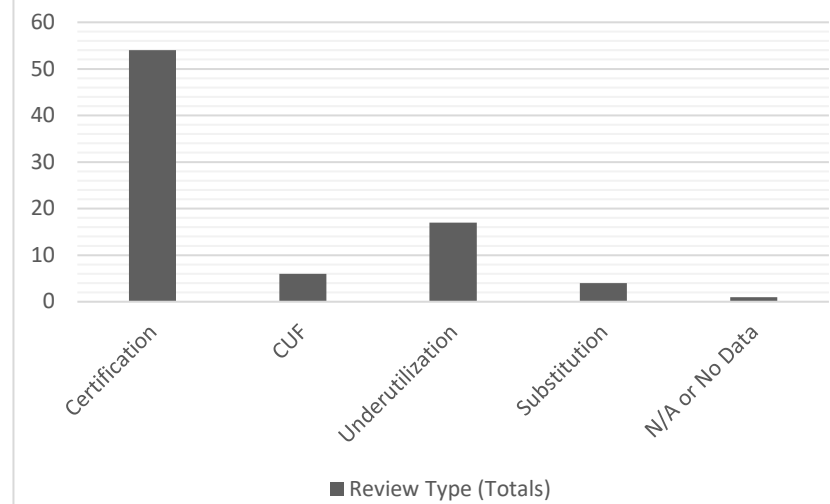


Review Type (Totals)

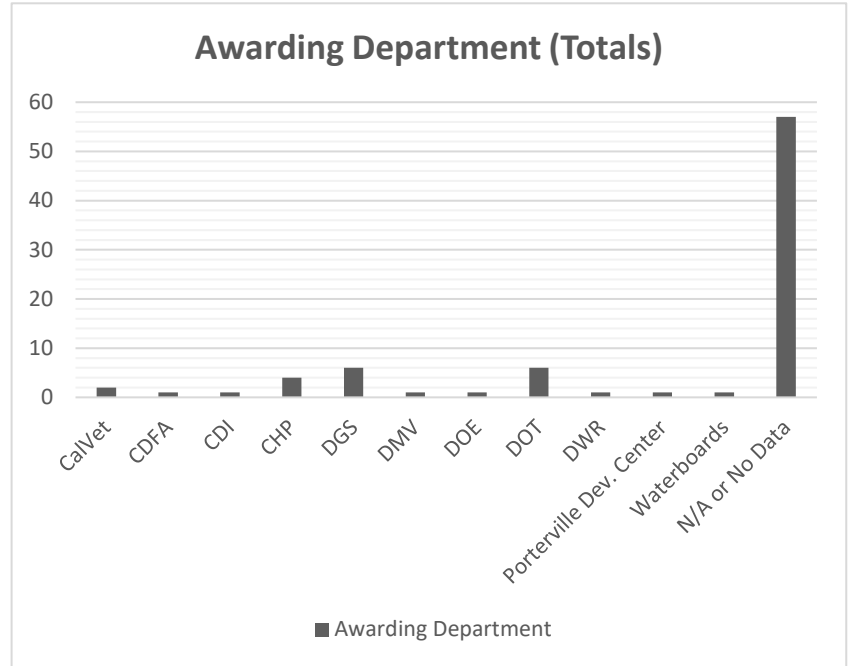
Totals - All Statuses

Certification	54
CUF	6
Underutilization	17
Substitution	4
N/A or No Data	1

Review Type (Totals)



Awarding Department (Totals)	
CalVet	2
CDFA	1
CDI	1
CHP	4
DGS	6
DMV	1
DOE	1
DOT	6
DWR	1
Porterville Dev. Center	1
Waterboards	1
N/A or No Data	57



Firm Type (Totals)	
Construction (Only)	10
Non-Manufacturer (Only)	15
Service (Only)	31
Construction & Non-Manufacturer	1
Construction & Service	14
Service & Non-Manufacturer	4
Construction, Non-Manufacturer, Service	3
N/A or No Data	4

