

State Allocation Board Meeting Notice and Agenda



Michael Watanabe, Deputy Executive Officer
Office of Public School Construction
707 3rd Street, 4th Floor
West Sacramento, CA 95605

Hybrid Public Meeting
Wednesday, January 24, 2024
East End Complex
1500 Capitol Mall, Auditorium*
Sacramento, CA 95814
4:00 p.m.*

The upcoming meeting of the State Allocation Board will be in person and also conducted by way of Zoom meeting. This is consistent with Senate Bill 544 (Chapter 216, Statutes of 2023). The physical, publicly accessible in person location from which members of the public may observe and offer public comment is reflected above.

Interested persons may observe the meeting by going to Zoom Meeting at:

Join from a PC, Mac, iPad, iPhone or Android device:

<https://us06web.zoom.us/j/84303841655?pwd=P10ulp3cQYM8MRnylEtF4sS6YMCxUj.1>

Passcode: 487776

Or Telephone:

Dial:

USA 213 787 0529 US Toll

USA 888 808 6929 US Toll-free

Conference code: 991990

The Board will meet in Closed Session pursuant to Government Code Section 11126(e)(1).

General Information

(916) 376-1771

For further information, please contact your Project Manager.

*Meeting location and time subject to change.

Individuals who need auxiliary aids for effective participation are invited to make their requests and preferences known to Ms. Lisa Jones at (916) 376-1771 or OPSCCommunications@dgs.ca.gov five days prior to the meeting.

A copy of the 10-Day Meeting Notice can be found on [OPSC's website](#).

January 24, 2024

AGENDA

CLOSED SESSION

Pursuant to Government Code Section 11126(e)(1), the State Allocation Board will meet in Closed Session for the purpose of conferring with and receiving advice from legal counsel regarding pending litigation.

<u>SUBJECT</u>	<u>PRESENTER</u>	<u>PAGE</u>
Call Meeting to Order	Chair	
Roll Call	Secretary	
Table of Contents		i - ii
Alphabetical Listing		iii
Minutes of December 4, 2023		1 - 32
Executive Officer Statement		33

CONSENT AGENDA

SCHOOL FACILITY PROGRAM

Resolution		34
Eligibility Approvals		35 - 46
Amended Approval		47
Substantial Progress Time Extensions		48 - 57
Facility Hardship/Rehabilitation Program		58 - 61
Member Request (Lynwood Unified School District)		62 - 66

CALIFORNIA PRESCHOOL, TRANSITIONAL KINDERGARTEN AND FULL-DAY KINDERGARTEN FACILITIES GRANT PROGRAM

Resolution		67
Amended Design Approvals		68 - 70

OTHER PROGRAMS

Site Sale Proceeds		71 - 76
--------------------	--	---------

NEXT MONTHLY STATE ALLOCATION BOARD MEETING – FEBRUARY 28, 2024

January 24, 2024

AGENDA

<u>SUBJECT</u>	<u>PAGE</u>
<u>FINANCIAL REPORTS</u>	77 – 95
<u>APPEAL ITEMS</u>	
JACOBY CREEK ELEMENTARY/HUMBOLDT 50/62893-00-001 AND 57/62893-00-002	96 - 116
<p>To present the District’s request for approval of Financial Hardship status based upon “other evidence of reasonable effort as approved by the State Allocation Board.”</p>	
<u>ACTION ITEMS</u>	
ANNUAL ADJUSTMENT TO SCHOOL FACILITY PROGRAM GRANTS	117 – 125
<p>To adopt the annual adjustment in the School Facility Program (SFP) grants based on the change in construction costs pursuant to Education Code and SFP Regulations.</p>	
INDEX ADJUSTMENT ON THE ASSESSMENT FOR DEVELOPMENT	126 – 127
<p>To report the index adjustment on the assessment for development, which may be levied pursuant to Education Code Section 17620.</p>	
<u>REPORTS, DISCUSSIONS, AND INFORMATION ITEMS</u>	
State Allocation Board Three-Month Projected Workload	128 – 129
Dates for 2024 State Allocation Board Meetings	130
School Facility Program Unfunded List (Regulation Section 1859.95)	131 – 133
School Facility Program Workload List	134 – 145
California Preschool, Transitional Kindergarten and Full-Day Kindergarten Facilities Grant Workload List	146 – 154
School Facility Program Acknowledged List (Regulation Section 1859.95.1)	155 – 172
Facility Hardship/Rehabilitation Approvals Without Funding	173 – 174
School Facility Program Financial Hardship Regulation Section 1859.81	175 – 178

January 24, 2024 AGENDA

School District	County	Category	Page No.
ALAMEDA CITY UNIFIED	ALAMEDA	SFP - New Constr.	Consent 37
ANAHEIM UNION HIGH	ORANGE	SFP - Mod.	Consent 58
CAMPBELL UNION HIGH	SANTA CLARA	SFP - Mod.	Consent 37
CHICAGO PARK ELEMENTARY	NEVADA	FDK - New Constr.	Consent 68
GARDEN GROVE UNIFIED	ORANGE	SFP - Mod.	Consent 37
GUADALUPE UNION ELEMENTARY	SANTA BARBARA	SFP - New Constr.	Consent 55
IMPERIAL COUNTY OFFICE OF ED.	IMPERIAL	SFP - New Constr.	Consent 48
IMPERIAL COUNTY OFFICE OF ED.	IMPERIAL	SFP - New Constr.	Consent 48
INGLEWOOD UNIFIED	LOS ANGELES	SFP - Mod.	Consent 37
KONOCTI UNIFIED	LAKE	SFP - Mod.	Consent 37
LIBERTY ELEMENTARY	TULARE	SFP - New Constr.	Consent 37
LIVERMORE VALLEY JOINT UNIFIED	ALAMEDA	SFP - New Constr.	Consent 37
LIVERMORE VALLEY JOINT UNIFIED	ALAMEDA	SFP - Mod.	Consent 37
LOS ANGELES UNIFIED	LOS ANGELES	SFP - Mod.	Consent 37
LYNWOOD UNIFIED	LOS ANGELES	MBR Request	Consent 62
MILLVILLE ELEMENTARY	SHASTA	SFP - Mod.	Consent 37
MILLVILLE ELEMENTARY	SHASTA	SFP - New Constr.	Consent 37
MONROE ELEMENTARY	FRESNO	SFP - Mod.	Consent 48
MONSON-SULTANA JT. UN. ELEM.	TULARE	SFP - Mod.	Consent 47
OAK GROVE ELEMENTARY	SANTA CLARA		Consent 71
OCEANSIDE CITY UNIFIED	SAN DIEGO	SFP - Mod.	Consent35/37
PLUMAS ELEMENTARY	YUBA	SFP - New Constr.	Consent 37
REDWOOD CITY ELEMENTARY	SAN MATEO	SFP - Mod.	Consent 35
RIO DELL ELEMENTARY	HUMBOLDT	SFP - Mod.	Consent35/37
RIO ELEMENTARY	VENTURA	SFP - New Constr.	Consent 37
ROSEVILLE JOINT UNION HIGH	PLACER	SFP - Mod.	Consent 35
SANTA MONICA-MALIBU UNIFIED	LOS ANGELES	SFP - Mod.	Consent 37
THERMALITO UNION	BUTTE	FDK - New Constr.	Consent 69
TULARE CITY ELEMENTARY	TULARE	SFP - Mod.	Consent 35
VAL VERDE UNIFIED	RIVERSIDE	SFP - Mod.	Consent 35

OPSC PROGRAM CODES

SCHOOL FACILITY PROGRAM (SFP)

- 50 – NEW CONSTRUCTION
- 51 – FACILITY HARDSHIP NEW CONSTRUCTION
- 52 – SFP JOINT-USE
- 53 – CRITICALLY OVERCROWDED SCHOOLS
- 54 – CHARTER SCHOOL FACILITIES PROGRAM
- 55 – CAREER TECH NEW CONSTRUCTION
- 56 – OVERCROWDING RELIEF GRANT PROGRAM
- 57 – MODERNIZATION
- 58 – FACILITY HARDSHIP MODERNIZATION
- 59 – CAREER TECH MODERNIZATION

OTHER PROGRAMS

- 25 – STATE RELOCATABLE CLASSROOM PROGRAM
- 34 – AIR CONDITIONING AND/OR INSULATION PROGRAM
- 40 – DEFERRED MAINTENANCE PROGRAM
- 61 – EMERGENCY REPAIR PROGRAM
- 70 – FULL-DAY KINDERGARTEN FACILITIES GRANT PROGRAM NEW
CONSTRUCTION
- 71 – FULL-DAY KINDERGARTEN FACILITIES GRANT PROGRAM RETROFIT

Minutes

MINUTES

State Allocation Board

December 4, 2023

Upon notice duly given, the meeting of the State Allocation Board (SAB) was held at the Department of Finance, located at 1021 O Street, Suite 3110, in Sacramento, California on December 4, 2023 at 3:00 p.m.

Ms. Gayle Miller, the SAB Chair, announced that pursuant to Senate Bill 143 (Chapter 196, Statutes of 2023) this meeting would be conducted by way of teleconference/Zoom meeting. The meeting was physically webcast from the Department of Finance, located at 1021 O Street, Suite 3110, in Sacramento for anyone that would have liked to provide public comment in person.

Members of the SAB were present in order to establish a quorum for the meeting as follows:

- Gayle Miller, Chief Deputy Director, Policy, Department of Finance (DOF), designated representative for Joe Stephenshaw, Director, DOF
- Ana Lasso, Director, Department of General Services
- Juan Mireles, Director, School Facilities and Transportation Services Division, California Department of Education, designated representative for Tony Thurmond, Superintendent of Public Instruction
- Jeremy Smith, Governor's appointee
- Senator Scott Wilk
- Senator Josh Newman
- Assembly Member Al Muratsuchi
- Assembly Member Laurie Davies
- Assembly Member David Alvarez

Members of the SAB absent were as follows:

- Senator John Laird

Representative of the SAB was as follows:

- Lisa Silverman, Executive Officer

Representatives of the Department of General Services, Office of Public School Construction (OPSC), were as follows:

- Lisa Silverman, Executive Officer
- Michael Watanabe, Deputy Executive Officer

Representative of the Department of General Services, Office of Legal Services, was as follows:

- Ephraim Egan, Staff Counsel

With a quorum present, Ms. Miller, Chair, called the meeting to order at 3:07 p.m.

PRESENTATION OF RESOLUTION

The Chair presented a resolution from the SAB to Ms. Lisa Silverman recognizing her 39 years of public service, of which 14 years she provided leadership as the Executive Officer of OPSC.

SAB members Ana Lasso, Assembly Member Muratsuchi and Juan Mireles shared appreciation for Ms. Silverman’s dedicated service to not only the SAB and OPSC, but to the State of California as well.

PRIOR MINUTES

A motion was made, and seconded, to approve the September 27, 2023 meeting Minutes. The Chair called for a roll-call vote and the motion carried per the following votes:

MEMBER	AYE	NAY	ABSTAIN	ABSENT
Senator Wilk	X			
Senator Laird				X
Senator Newman	X			
Assembly Member Muratsuchi	X			
Assembly Member Davies	X			
Assembly Member Alvarez			X	
Juan Mireles	X			
Jeremy Smith	X			
Ana Lasso	X			
Gayle Miller	X			
Total	8		1	1

Motion:

Carried X
Failed

EXECUTIVE OFFICER’S STATEMENT

The Executive Officer informed the SAB of the following:

Priority Funding Apportionments

This month’s agenda included Apportionments from the Fall General Obligation Bond sale which occurred in September. There was \$167.2 million in Apportionments for 16 unique projects representing 10 school districts and qualifying applicants.

Applicants receiving Apportionments are required to submit a valid *Fund Release Authorization* (Form SAB 50-05) to OPSC prior to 11:59 p.m. on March 4, 2024.

Second Round Apportionments For California Preschool, Transitional Kindergarten and Full Day Kindergarten Facilities Grant Program

The second filing round of the California Preschool, Transitional Kindergarten and Full-Day Kindergarten Facilities Grant Program (Program) occurred from February 1, 2023 through March 2, 2023. There was \$367 million available to allocate to eligible applications in this round.

EXECUTIVE OFFICER’S STATEMENT (cont.)

Next Meeting

The next meeting is scheduled for Wednesday, January 24, 2024 at 4:00 p.m. The location of the meeting will be determined and announced at a later date.

Ms. Silverman addressed and thanked the SAB, the prior and current administrations, and the numerous SAB Chairs that she worked with over the years at the Department of Finance. She highlighted the many positive changes implemented under her leadership and is the longest-serving Executive Officer of both OPSC and the SAB.

CONSENT ITEMS

A motion was made, and seconded, to approve the Consent calendar as presented. In addition, the two Action Items (Priority Funding School Construction Apportionments and California Preschool, Transitional Kindergarten and Full-Day Kindergarten Facilities Grant Program Apportionments) were included with the Consent calendar approval. It was noted however, that the San Bernardino City Unified School District, application number 57/67876-00-109 on stamped page 305, was withdrawn by the District. The Chair called for a roll-call vote and the motion carried per the following votes:

MEMBER	AYE	NAY	ABSTAIN	ABSENT
Senator Wilk	X			
Senator Laird				X
Senator Newman	X			
Assembly Member Muratsuchi	X			
Assembly Member Davies	X			
Assembly Member Alvarez	X			
Juan Mireles	X			
Jeremy Smith	X			
Ana Lasso	X			
Gayle Miller	X			
Total	9			1

Motion:

Carried X
Failed

FINANCIAL REPORTS

The SAB accepted the Financial Reports as presented.

ACTION ITEMS

Priority Funding School Construction Apportionments

A motion was made, and seconded, to approve staff’s recommendations which 1) approved Apportionments for the projects as shown on Attachment B in the amount of \$167.2 million; and 2) declared that all applications receiving Apportionments would be subject to the new construction grant adjustment pursuant to Education Code Section 17072.11(b) and would not be considered full and final until the SAB has made the adjustment. In addition, the modernization project for the San Bernardino City Unified School District, application number 57/67876-00-109 on stamped page 305, was withdrawn by the District. The Chair called for a roll-call vote and the motion carried per the following votes:

MEMBER	AYE	NAY	ABSTAIN	ABSENT
Senator Wilk	X			
Senator Laird				X
Senator Newman	X			
Assembly Member Muratsuchi	X			
Assembly Member Davies	X			
Assembly Member Alvarez	X			
Juan Mireles	X			
Jeremy Smith	X			
Ana Lasso	X			
Gayle Miller	X			
Total	9			1

Motion:

Carried X
Failed

California Preschool, Transitional Kindergarten and Full-Day Kindergarten Facilities Grant Program Apportionments

A motion was made, and seconded, to approve staff’s recommendations which 1) approved the Apportionments for Program projects in the amount of \$28,786,513.28 as shown on Attachment B; 2) for an Apportionment with request for an advance fund release for design, the school district must submit a valid Fund Release Authorization (Form SAB 70-02) within 12 months of the first Apportionment; and 3) for an Apportionment with a request for an advance fund release for design, the school district must submit a Form SAB 70-02 within 180 days of the first Apportionment.

ACTION ITEMS (cont.)

California Preschool, Transitional Kindergarten and Full-Day Kindergarten Facilities Grant Program Apportionments (cont.)

The Chair called for a roll-call vote and the motion carried per the following votes:

MEMBER	AYE	NAY	ABSTAIN	ABSENT
Senator Wilk	X			
Senator Laird				X
Senator Newman	X			
Assembly Member Muratsuchi	X			
Assembly Member Davies	X			
Assembly Member Alvarez	X			
Juan Mireles	X			
Jeremy Smith	X			
Ana Lasso	X			
Gayle Miller	X			
Total	9			1

Motion:

Carried X
Failed

REPORTS, DISCUSSION ITEMS, AND INFORMATION ITEMS

The SAB acknowledged the following reports:

- ***State Allocation Board Three-Month Projected Workload***
- ***State Allocation Board Meeting Dates for the 2024 Calendar Year***
- ***School Facility Program Unfunded List as of September 27, 2023***
- ***School Facility Program Workload List of Applications Received Through October 31, 2023***
- ***California Preschool, Transitional Kindergarten and Full-Day Kindergarten Facilities Grant Program Workload List of Applications Received Through October 31, 2023***
- ***School Facility Program Applications Received Beyond Bond Authority List as of October 31, 2023***

ADJOURNMENT

There being no further business to come before the SAB, the Chair adjourned the meeting at 3:30 p.m.



ATTACHMENT A

Approved Consent Items on 12/04/2023

Program	Application No.	School District	County Name
Unused Sites	92/66761-00-000	ACKERMAN ELEMENTARY	PLACER
Unused Sites	92/67587-00-000	ADELANTO ELEMENTARY	SAN BERNARDINO
Unused Sites	92/65961-00-000	ALISAL UNION	MONTEREY
Unused Sites	92/71795-00-000	ALLENSWORTH ELEMENTARY	TULARE
SFP - New Constr.	50/71803-00-001	ALPAUGH UNIFIED	TULARE
SFP - New Constr.	51/71803-00-001	ALPAUGH UNIFIED	TULARE
SFP - New Constr.	51/71803-00-002	ALPAUGH UNIFIED	TULARE
Unused Sites	92/71803-00-000	ALPAUGH UNIFIED	TULARE
SFP - Mod.	58/66423-00-003	ANAHEIM ELEMENTARY	ORANGE
SFP - New Constr.	50/66423-00-011	ANAHEIM ELEMENTARY	ORANGE
SFP - New Constr.	50/66423-00-000	ANAHEIM ELEMENTARY	ORANGE
Unused Sites	92/66431-00-000	ANAHEIM UNION HIGH	ORANGE
Unused Sites	92/71472-00-000	ANTELOPE ELEMENTARY	TEHAMA
Unused Sites	92/64246-00-000	ANTELOPE VALLEY UNION HIGH	LOS ANGELES
Unused Sites	92/61648-00-000	ANTIOCH UNIFIED	CONTRA COSTA
Unused Sites	92/75077-00-000	APPLE VALLEY UNIFIED	SAN BERNARDINO
Unused Sites	92/62679-00-000	ARCATA ELEMENTARY	HUMBOLDT
Unused Sites	92/65557-00-000	ARENA UNION ELEMENTARY	MENDOCINO

ATTACHMENT A

Approved Consent Items on 12/04/2023

Program	Application No.	School District	County Name
Unused Sites	92/63875-00-000	ARMONA UNION ELEMENTARY	KINGS
SFP - New Constr.	50/63313-00-000	ARVIN UNION ELEMENTARY	KERN
SFP - Mod.	57/63313-00-002	ARVIN UNION ELEMENTARY	KERN
SFP - Mod.	57/63313-00-000	ARVIN UNION ELEMENTARY	KERN
Unused Sites	92/65631-00-000	ATWATER ELEMENTARY	MERCED
Unused Sites	92/66787-00-000	AUBURN UNION ELEMENTARY	PLACER
SFP - Mod.	57/64279-00-030	AZUSA UNIFIED	LOS ANGELES
Unused Sites	92/64279-00-000	AZUSA UNIFIED	LOS ANGELES
Unused Sites	92/73858-00-000	BAKER VALLEY UNIFIED	SAN BERNARDINO
Unused Sites	92/63321-00-000	BAKERSFIELD CITY ELEMENTARY	KERN
Unused Sites	92/66985-00-000	BANNING UNIFIED	RIVERSIDE
SFP - New Constr.	50/77388-00-001	BANTA UNIFIED	SAN JOAQUIN
SFP - New Constr.	50/77388-00-000	BANTA UNIFIED	SAN JOAQUIN
Unused Sites	92/67611-00-000	BARSTOW UNIFIED	SAN BERNARDINO
Unused Sites	92/66993-00-000	BEAUMONT UNIFIED	RIVERSIDE
SFP - Mod.	57/70524-00-017	BENICIA UNIFIED	SOLANO
Unused Sites	92/70524-00-000	BENICIA UNIFIED	SOLANO
Unused Sites	92/69377-00-000	BERRYESSA UNION ELEMENTARY	SANTA CLARA

ATTACHMENT A

Approved Consent Items on 12/04/2023

Program	Application No.	School District	County Name
Unused Sites	92/64089-00-000	BIG VALLEY JOINT UNIFIED	LASSEN
Unused Sites	92/76851-00-000	BONSALL UNIFIED	SAN DIEGO
Unused Sites	92/67983-00-000	BORREGO SPRINGS UNIFIED	SAN DIEGO
Unused Sites	92/63073-00-000	BRAWLEY ELEMENTARY	IMPERIAL
Unused Sites	92/61665-00-000	BRENTWOOD UNION	CONTRA COSTA
Unused Sites	92/61556-00-000	BRET HARTE UNION HIGH	CALAVERAS
Unused Sites	92/67991-00-000	CAJON VALLEY UNION ELEMENTARY	SAN DIEGO
Unused Sites	92/61564-00-000	CALAVERAS UNIFIED	CALAVERAS
SFP - New Constr.	50/63099-00-004	CALEXICO UNIFIED	IMPERIAL
SFP - New Constr.	50/63099-00-000	CALEXICO UNIFIED	IMPERIAL
Unused Sites	92/63107-00-000	CALIPATRIA UNIFIED	IMPERIAL
Unused Sites	92/69385-00-000	CAMBRIAN	SANTA CLARA
Unused Sites	92/69393-00-000	CAMPBELL UNION ELEMENTARY	SANTA CLARA
SFP - Mod.	57/69401-00-024	CAMPBELL UNION HIGH	SANTA CLARA
SFP - Mod.	57/69401-00-026	CAMPBELL UNION HIGH	SANTA CLARA
SFP - Mod.	57/69401-00-025	CAMPBELL UNION HIGH	SANTA CLARA
SFP - Mod.	57/69401-00-000	CAMPBELL UNION HIGH	SANTA CLARA
Unused Sites	92/65987-00-000	CARMEL UNIFIED	MONTEREY

ATTACHMENT A

Approved Consent Items on 12/04/2023

Program	Application No.	School District	County Name
Unused Sites	92/69146-00-000	CARPINTERIA UNIFIED	SANTA BARBARA
Unused Sites	92/94345-00-000	CASTAIC UNION	LOS ANGELES
SFP - Mod.	57/61150-00-030	CASTRO VALLEY UNIFIED	ALAMEDA
Unused Sites	92/73965-00-000	CENTRAL UNIFIED	FRESNO
Unused Sites	92/63115-00-000	CENTRAL UNION HIGH	IMPERIAL
Unused Sites	92/67652-00-000	CHAFFEY JOINT UNION HIGH	SAN BERNARDINO
Unused Sites	92/61424-00-000	CHICO UNIFIED	BUTTE
Continued Use	91/61424-00-000	CHICO UNIFIED	BUTTE
SFP - New Constr.	50/61424-00-000	CHICO UNIFIED	BUTTE
SFP - New Constr.	50/61424-00-011	CHICO UNIFIED	BUTTE
SFP - Mod.	57/67678-00-032	CHINO VALLEY UNIFIED	SAN BERNARDINO
SFP - Mod.	57/67678-00-031	CHINO VALLEY UNIFIED	SAN BERNARDINO
SFP - Mod.	57/67678-00-000	CHINO VALLEY UNIFIED	SAN BERNARDINO
Unused Sites	92/67686-00-000	COLTON JOINT UNIFIED	SAN BERNARDINO
SFP - New Constr.	50/62117-00-029	CLOVIS UNIFIED	FRESNO
Unused Sites	92/62117-00-000	CLOVIS UNIFIED	FRESNO
Unused Sites	92/73676-00-000	COACHELLA VALLEY UNIFIED	RIVERSIDE
Unused Sites	92/66795-00-000	COLFAX UNIFIED	PLACER

ATTACHMENT A

Approved Consent Items on 12/04/2023

Program	Application No.	School District	County Name
Unused Sites	92/72348-00-000	COLUMBIA UNION ELEMENTARY	TUOLUMNE
Unused Sites	92/73437-00-000	COMPTON UNIFIED	LOS ANGELES
Unused Sites	92/73759-00-000	CONEJO VALLEY UNIFIED	VENTURA
SFP - New Constr.	50/67033-04-002	CORONA-NORCO UNIFIED	RIVERSIDE
SFP - New Constr.	50/67033-04-000	CORONA-NORCO UNIFIED	RIVERSIDE
Unused Sites	92/67033-00-000	CORONA-NORCO UNIFIED	RIVERSIDE
Unused Sites	92/68031-00-000	CORONADO UNIFIED	SAN DIEGO
Unused Sites	92/73882-00-000	COTATI-ROHNERT PARK UNIFIED	SONOMA
SFP - Mod.	57/64444-00-018	CULVER CITY UNIFIED	LOS ANGELES
SFP - Mod.	57/64444-00-019	CULVER CITY UNIFIED	LOS ANGELES
SFP - Mod.	57/64444-00-020	CULVER CITY UNIFIED	LOS ANGELES
SFP - Mod.	57/64444-00-000	CULVER CITY UNIFIED	LOS ANGELES
Unused Sites	92/64444-00-000	CULVER CITY UNIFIED	LOS ANGELES
Unused Sites	92/69419-00-000	CUPERTINO UNION	SANTA CLARA
Unused Sites	92/72355-00-000	CURTIS CREEK ELEMENTARY	TUOLUMNE
Unused Sites	92/75010-00-000	CUYAMA JOINT UNIFIED	SANTA BARBARA
Unused Sites	92/66480-00-000	CYPRESS ELEMENTARY	ORANGE
Unused Sites	92/72678-00-000	DAVIS JOINT UNIFIED	YOLO

ATTACHMENT A

Approved Consent Items on 12/04/2023

Program	Application No.	School District	County Name
Unused Sites	92/68049-00-000	DEHESA	SAN DIEGO
Unused Sites	92/61820-00-000	DEL NORTE COUNTY UNIFIED	DEL NORTE
Unused Sites	92/63412-00-000	DELANO JOINT UNION HIGH	KERN
Unused Sites	92/63404-00-000	DELANO UNION ELEMENTARY	KERN
FDK - New Constr.	70/75366-00-001	DELHI UNIFIED	MERCED
SFP - Mod.	57/67058-00-022	DESERT SANDS UNIFIED	RIVERSIDE
SFP - Mod.	57/67058-00-000	DESERT SANDS UNIFIED	RIVERSIDE
Unused Sites	92/67058-00-000	DESERT SANDS UNIFIED	RIVERSIDE
SFP - Mod.	57/75531-00-000	DINUBA UNIFIED	TULARE
SFP - New Constr.	50/71373-00-000	EAST NICOLAUS JOINT UNION HIGH	SUTTER
SFP - Mod.	57/69427-00-039	EAST SIDE UNION HIGH	SANTA CLARA
Unused Sites	92/64477-00-000	EASTSIDE UNION	LOS ANGELES
Unused Sites	92/10090-00-000	EL DORADO COUNTY OFFICE OF EDUCATION	EL DORADO
Unused Sites	92/94527-00-000	EL RANCHO UNIFIED	LOS ANGELES
Unused Sites	92/67314-00-000	ELK GROVE UNIFIED	SACRAMENTO
SFP - New Constr.	50/68098-00-010	ESCONDIDO UNION ELEMENTARY	SAN DIEGO
SFP - New Constr.	50/68098-00-000	ESCONDIDO UNION ELEMENTARY	SAN DIEGO
Unused Sites	92/72686-00-000	ESPARTO UNIFIED	YOLO

ATTACHMENT A

Approved Consent Items on 12/04/2023

Program	Application No.	School District	County Name
Unused Sites	92/75515-00-000	EUREKA CITY UNIFIED	HUMBOLDT
Unused Sites	92/71522-00-000	EVERGREEN UNION ELEMENTARY	TEHAMA
SFP - Mod.	57/76836-00-002	EXETER UNIFIED	TULARE
SFP - Mod.	57/76836-00-000	EXETER UNIFIED	TULARE
SFP - Mod.	57/70540-00-000	FAIRFIELD-SUISUN UNIFIED	SOLANO
SFP - Mod.	57/70540-00-024	FAIRFIELD-SUISUN UNIFIED	SOLANO
Unused Sites	92/75325-00-000	FARMERSVILLE UNIFIED	TULARE
FDK - New Constr.	70/71530-00-001	FLOURNOY UNION ELEMENTARY	TEHAMA
SFP - New Constr.	50/67330-21-000	FOLSOM-CORDOVA UNIFIED	SACRAMENTO
SFP - Mod.	57/67330-00-000	FOLSOM-CORDOVA UNIFIED	SACRAMENTO
SFP - Mod.	57/67330-00-011	FOLSOM-CORDOVA UNIFIED	SACRAMENTO
Unused Sites	92/66837-00-000	FOREST UNION ELEMENTARY	PLACER
Unused Sites	92/70292-00-000	FORKS OF SALMON ELEMENTARY	SISKIYOU
SFP - Mod.	57/66498-00-020	FOUNTAIN VALLEY ELEMENTARY	ORANGE
SFP - New Constr.	50/66498-00-001	FOUNTAIN VALLEY ELEMENTARY	ORANGE
SFP - Mod.	57/66498-00-018	FOUNTAIN VALLEY ELEMENTARY	ORANGE
SFP - Mod.	57/66498-00-019	FOUNTAIN VALLEY ELEMENTARY	ORANGE
SFP - Mod.	57/66498-00-000	FOUNTAIN VALLEY ELEMENTARY	ORANGE

ATTACHMENT A

Approved Consent Items on 12/04/2023

Program	Application No.	School District	County Name
SFP - New Constr.	50/66498-00-000	FOUNTAIN VALLEY ELEMENTARY	ORANGE
SFP - Mod.	57/66498-00-021	FOUNTAIN VALLEY ELEMENTARY	ORANGE
Unused Sites	92/61176-00-000	FREMONT UNIFIED	ALAMEDA
Unused Sites	92/69468-00-000	FREMONT UNION HIGH	SANTA CLARA
Unused Sites	92/62166-00-000	FRESNO UNIFIED	FRESNO
Unused Sites	92/67348-00-000	GALT JOINT UNION ELEMENTARY	SACRAMENTO
SFP - Mod.	57/66522-00-000	GARDEN GROVE UNIFIED	ORANGE
SFP - Mod.	57/66522-00-107	GARDEN GROVE UNIFIED	ORANGE
SFP - Mod.	57/66522-00-106	GARDEN GROVE UNIFIED	ORANGE
SFP - Mod.	57/66522-00-104	GARDEN GROVE UNIFIED	ORANGE
SFP - Mod.	57/66522-00-105	GARDEN GROVE UNIFIED	ORANGE
SFP - New Constr.	50/62836-00-004	GARFIELD ELEMENTARY	HUMBOLDT
SFP - New Constr.	50/62836-00-000	GARFIELD ELEMENTARY	HUMBOLDT
Unused Sites	92/75267-00-000	GATEWAY UNIFIED	SHASTA
Unused Sites	92/64568-00-000	GLENDALE UNIFIED	LOS ANGELES
Unused Sites	92/69484-00-000	GILROY UNIFIED	SANTA CLARA
Unused Sites	92/75234-00-000	GOLDEN PLAINS UNIFIED	FRESNO
SFP - New Constr.	50/75580-00-000	GOLDEN VALLEY UNIFIED	MADERA

ATTACHMENT A

Approved Consent Items on 12/04/2023

Program	Application No.	School District	County Name
SFP - New Constr.	50/75580-00-004	GOLDEN VALLEY UNIFIED	MADERA
Unused Sites	92/69195-00-000	GOLETA UNION ELEMENTARY	SANTA BARBARA
Unused Sites	92/63503-00-000	GREENFIELD UNION	KERN
Unused Sites	92/75507-00-000	GRIDLEY UNIFIED	BUTTE
SFP - Mod.	57/68130-00-039	GROSSMONT UNION HIGH	SAN DIEGO
SFP - Mod.	57/68130-00-000	GROSSMONT UNION HIGH	SAN DIEGO
Unused Sites	92/73445-00-000	HACIENTA LA PUENTE UNIFIED	LOS ANGELES
SFP - Mod.	57/70334-00-001	HAPPY CAMP UNION ELEMENTARY	SISKIYOU
SFP - Mod.	57/69757-00-000	HAPPY VALLEY ELEMENTARY	SANTA CRUZ
SFP - Mod.	57/69757-00-001	HAPPY VALLEY ELEMENTARY	SANTA CRUZ
FDK - New Constr.	70/63131-00-001	HEBER ELEMENTARY	IMPERIAL
Unused Sites	92/67082-00-000	HEMET UNIFIED	RIVERSIDE
Unused Sites	92/75044-00-000	HESPERIA UNIFIED	SAN BERNARDINO
Unused Sites	92/71100-00-000	HICKMAN ELEMENTARY	STANISLAUS
Unused Sites	92/71944-00-000	HOPE ELEMENTARY	TULARE
SFP - Mod.	57/66530-00-020	HUNTINGTON BEACH CITY ELEMENTARY	ORANGE
Unused Sites	92/10132-00-000	IMPERIAL COUNTY OFFICE OF EDUCATION	IMPERIAL
Unused Sites	92/70037-00-000	INDIAN SPRINGS ELEMENTARY	SHASTA

ATTACHMENT A

Approved Consent Items on 12/04/2023

Program	Application No.	School District	County Name
SFP - New Constr.	50/73650-00-018	IRVINE UNIFIED	ORANGE
FDK - New Constr.	70/64105-00-001	JANESVILLE UNION ELEMENTARY	LASSEN
SFP - New Constr.	50/68544-00-000	JEFFERSON ELEMENTARY	SAN JOAQUIN
Unused Sites	92/68924-00-000	JEFFERSON UNION HIGH	SAN MATEO
SFP - New Constr.	50/67090-00-017	JURUPA UNIFIED	RIVERSIDE
Unused Sites	92/64642-00-000	KEPPEL UNION ELEMENTARY	LOS ANGELES
Unused Sites	92/10157-00-000	KERN COUNTY OFFICE OF EDUCATION	KERN
SFP - New Constr.	50/63529-00-015	KERN HIGH	KERN
SFP - New Constr.	50/63529-00-014	KERN HIGH	KERN
SFP - New Constr.	50/63529-00-013	KERN HIGH	KERN
SFP - New Constr.	50/63529-00-000	KERN HIGH	KERN
Unused Sites	92/63529-00-000	KERN HIGH	KERN
SFP - Mod.	57/71134-00-002	KEYES UNION ELEMENTARY	STANISLAUS
SFP - Mod.	57/71134-00-000	KEYES UNION ELEMENTARY	STANISLAUS
Unused Sites	92/62265-00-000	KINGS CANYON JOINT UNIFIED	FRESNO
SFP - Mod.	57/63941-00-000	KINGS RIVER-HARDWICK UNION ELEMENTARY	KINGS
SFP - New Constr.	50/63941-00-000	KINGS RIVER-HARDWICK UNION ELEMENTARY	KINGS
SFP - New Constr.	50/63941-00-002	KINGS RIVER-HARDWICK UNION ELEMENTARY	KINGS

ATTACHMENT A

Approved Consent Items on 12/04/2023

Program	Application No.	School District	County Name
SFP - Mod.	57/71142-00-001	KNIGHTS FERRY ELEMENTARY	STANISLAUS
SFP - New Constr.	50/71142-00-001	KNIGHTS FERRY ELEMENTARY	STANISLAUS
SFP - Mod.	57/64022-00-000	KONOCTI UNIFIED	LAKE
Unused Sites	92/64659-00-000	LA CANADA UNIFIED	LOS ANGELES
Unused Sites	92/75176-00-000	LAKE ELSINORE UNIFIED	RIVERSIDE
Unused Sites	92/63552-00-000	LAKESIDE UNION	KERN
Unused Sites	92/64667-00-000	LANCASTER ELEMENTARY	LOS ANGELES
Unused Sites	92/65367-00-000	LARKSPUR-CORTE MADERA	MARIN
Unused Sites	92/68957-00-000	LAS LOMITAS ELEMENTARY	SAN MATEO
SFP - New Constr.	50/63974-00-000	LEMOORE UNION ELEMENTARY	KINGS
SFP - New Constr.	50/61721-00-000	LIBERTY UNION HIGH	CONTRA COSTA
SFP - Mod.	57/61721-00-000	LIBERTY UNION HIGH	CONTRA COSTA
Unused Sites	92/61721-00-000	LIBERTY UNION HIGH	CONTRA COSTA
SFP - Mod.	57/61721-00-004	LIBERTY UNION HIGH	CONTRA COSTA
SFP - Mod.	57/64717-00-016	LITTLE LAKE CITY ELEMENTARY	LOS ANGELES
SFP - Mod.	57/64717-00-013	LITTLE LAKE CITY ELEMENTARY	LOS ANGELES
SFP - Mod.	57/64717-00-014	LITTLE LAKE CITY ELEMENTARY	LOS ANGELES
SFP - Mod.	57/64717-00-017	LITTLE LAKE CITY ELEMENTARY	LOS ANGELES

ATTACHMENT A

Approved Consent Items on 12/04/2023

Program	Application No.	School District	County Name
SFP - Mod.	57/64717-00-015	LITTLE LAKE CITY ELEMENTARY	LOS ANGELES
SFP - Mod.	57/64717-00-000	LITTLE LAKE CITY ELEMENTARY	LOS ANGELES
Unused Sites	92/64717-00-000	LITTLE LAKE CITY ELEMENTARY	LOS ANGELES
Unused Sites	92/65748-00-000	LIVINGSTON UNION	MERCED
Unused Sites	92/68585-00-000	LODI UNIFIED	SAN JOAQUIN
Unused Sites	92/69229-00-000	LOMPOC UNIFIED	SANTA BARBARA
SFP - Charter	54/69229-00-001	LOMPOC UNIFIED	SANTA BARBARA
SFP - Mod.	57/64725-00-044	LONG BEACH UNIFIED	LOS ANGELES
SFP - Mod.	57/64725-00-042	LONG BEACH UNIFIED	LOS ANGELES
SFP - Mod.	57/64725-00-043	LONG BEACH UNIFIED	LOS ANGELES
SFP - Mod.	57/64725-00-045	LONG BEACH UNIFIED	LOS ANGELES
SFP - Mod.	57/64725-00-000	LONG BEACH UNIFIED	LOS ANGELES
SFP - Mod.	57/73924-00-000	LOS ALAMITOS UNIFIED	ORANGE
SFP - Mod.	57/73924-00-017	LOS ALAMITOS UNIFIED	ORANGE
SFP - Mod.	57/73924-00-019	LOS ALAMITOS UNIFIED	ORANGE
SFP - Mod.	57/73924-00-018	LOS ALAMITOS UNIFIED	ORANGE
Unused Sites	92/69518-00-000	LOS ALTOS ELEMENTARY	SANTA CLARA
SFP - Mod.	57/64733-00-731	LOS ANGELES UNIFIED	LOS ANGELES

ATTACHMENT A

Approved Consent Items on 12/04/2023

Program	Application No.	School District	County Name
SFP - Mod.	57/64733-24-000	LOS ANGELES UNIFIED	LOS ANGELES
SFP - Mod.	57/64733-00-000	LOS ANGELES UNIFIED	LOS ANGELES
Unused Sites	92/64733-00-000	LOS ANGELES UNIFIED	LOS ANGELES
Unused Sites	92/69534-00-000	LOS GATOS-SARATOGA JOINT UNION HIGH	SANTA CLARA
SFP - Mod.	57/64766-00-002	LOWELL JOINT ELEMENTARY	LOS ANGELES
SFP - Mod.	57/64766-00-000	LOWELL JOINT ELEMENTARY	LOS ANGELES
Unused Sites	92/64766-00-000	LOWELL JOINT ELEMENTARY	LOS ANGELES
Unused Sites	92/68759-00-000	LUCIA DEL MAR	SAN LUIS OBISPO
FDK - New Constr.	70/69542-00-004	LUTHER BURBANK ELEMENTARY	SANTA CLARA
Unused Sites	92/65243-00-000	MADERA UNIFIED	MADERA
Unused Sites	92/73692-00-000	MAMMOTH UNIFIED	MONO
Unused Sites	92/75333-00-000	MANHATTAN BEACH UNIFIED	LOS ANGELES
Unused Sites	92/68593-00-000	MANTECA UNIFIED	SAN JOAQUIN
Unused Sites	92/63628-00-000	MARICOPA UNIFIED	KERN
Unused Sites	92/65532-00-000	MARIPOSA COUNTY UNIFIED	MARIPOSA
Unused Sites	92/61572-00-000	MARK TWAIN UNION ELEMENTARY	CALAVERAS
SFP - Mod.	57/61739-00-011	MARTINEZ UNIFIED	CONTRA COSTA
SFP - Mod.	57/61739-00-000	MARTINEZ UNIFIED	CONTRA COSTA

ATTACHMENT A

Approved Consent Items on 12/04/2023

Program	Application No.	School District	County Name
Unused Sites	92/72736-00-000	MARYSVILLE JOINT UNIFIED	YUBA
Unused Sites	92/65581-00-000	MENDOCINO UNIFIED	MENDOCINO
SFP - New Constr.	50/75127-00-005	MENDOTA UNIFIED	FRESNO
SFP - New Constr.	50/67116-00-016	MENIFEE UNION ELEMENTARY	RIVERSIDE
SFP - Mod.	57/67116-00-001	MENIFEE UNION ELEMENTARY	RIVERSIDE
SFP - New Constr.	50/67116-00-017	MENIFEE UNION ELEMENTARY	RIVERSIDE
SFP - Mod.	57/67116-00-000	MENIFEE UNION ELEMENTARY	RIVERSIDE
SFP - New Constr.	50/67116-00-000	MENIFEE UNION ELEMENTARY	RIVERSIDE
SFP - Mod.	57/65771-00-000	MERCED CITY ELEMENTARY	MERCED
SFP - Mod.	57/65771-00-016	MERCED CITY ELEMENTARY	MERCED
SFP - Mod.	57/65771-00-017	MERCED CITY ELEMENTARY	MERCED
Unused Sites	92/65771-00-000	MERCED CITY ELEMENTARY	MERCED
Unused Sites	92/65789-00-000	MERCED UNION HIGH	MERCED
Unused Sites	92/65391-00-000	MILL VALLEY ELEMENTARY	MARIN
Unused Sites	92/68973-00-000	MILLBRAE	SAN MATEO
Unused Sites	92/65318-00-000	MILLER CREEK ELEMENTARY	MARIN
Unused Sites	92/73387-00-000	MILPITAS UNIFIED	SANTA CLARA
Unused Sites	92/73585-00-000	MODOC JOINT UNIFIED	MODOC

ATTACHMENT A

Approved Consent Items on 12/04/2023

Program	Application No.	School District	County Name
Unused Sites	92/63677-00-000	MOJAVE UNIFIED	KERN
SFP - Mod.	57/70417-00-002	MONTAGUE ELEMENTARY	SISKIYOU
SFP - Mod.	57/66092-00-040	MONTEREY PENINSULA UNIFIED	MONTEREY
Unused Sites	92/66092-00-000	MONTEREY PENINSULA UNIFIED	MONTEREY
Unused Sites	92/73940-00-000	MOORPARK UNIFIED	VENTURA
SFP - Mod.	57/61747-00-006	MORAGA ELEMENTARY	CONTRA COSTA
SFP - Mod.	57/61747-00-000	MORAGA ELEMENTARY	CONTRA COSTA
Unused Sites	92/69575-00-000	MORELAND ELEMENTARY	SANTA CLARA
SFP - Mod.	57/69583-00-015	MORGAN HILL UNIFIED	SANTA CLARA
SFP - New Constr.	50/69583-00-004	MORGAN HILL UNIFIED	SANTA CLARA
SFP - New Constr.	50/69583-00-000	MORGAN HILL UNIFIED	SANTA CLARA
SFP - Mod.	57/69583-00-000	MORGAN HILL UNIFIED	SANTA CLARA
Unused Sites	92/67777-00-000	MORONGO UNIFIED	SAN BERNARDINO
SFP - New Constr.	51/68213-00-001	MOUNTAIN EMPIRE UNIFIED	SAN DIEGO
SFP - Mod.	57/64816-00-017	MOUNTAIN VIEW ELEMENTARY	LOS ANGELES
SFP - Mod.	57/64816-00-018	MOUNTAIN VIEW ELEMENTARY	LOS ANGELES
SFP - Mod.	57/64816-00-016	MOUNTAIN VIEW ELEMENTARY	LOS ANGELES
Unused Sites	92/69591-00-000	MOUNTAIN VIEW-WHISMAN ELEMENTARY	SANTA CLARA

ATTACHMENT A

Approved Consent Items on 12/04/2023

Program	Application No.	School District	County Name
Unused Sites	92/61754-00-000	MT. DIABLO UNIFIED	CONTRA COSTA
Unused Sites	92/66266-00-000	NAPA VALLEY UNIFIED	NAPA
SFP - New Constr.	50/75283-00-025	NATOMAS UNIFIED	SACRAMENTO
SFP - New Constr.	50/75283-00-000	NATOMAS UNIFIED	SACRAMENTO
Unused Sites	92/75283-00-000	NATOMAS UNIFIED	SACRAMENTO
Unused Sites	92/67801-00-000	NEEDLES UNIFIED	SAN BERNARDINO
Unused Sites	92/66340-00-000	NEVADA CITY	NEVADA
Unused Sites	92/61242-00-000	NEW HAVEN UNIFIED	ALAMEDA
Unused Sites	92/63693-00-000	NORRIS	KERN
SFP - Mod.	57/70078-00-001	NORTH COW CREEK ELEMENTARY	SHASTA
SFP - Mod.	57/70078-00-002	NORTH COW CREEK ELEMENTARY	SHASTA
Unused Sites	92/73825-00-000	NORTH MONTEREY COUNTY UNIFIED	MONTEREY
Unused Sites	92/64840-00-000	NORWALK-LA MIRADA UNIFIED	LOS ANGELES
Unused Sites	92/69625-00-000	OAK GROVE ELEMENTARY	SANTA CLARA
SFP - Mod.	57/70086-00-000	OAK RUN ELEMENTARY	SHASTA
SFP - Mod.	57/70086-00-001	OAK RUN ELEMENTARY	SHASTA
Unused Sites	92/75564-00-000	OAKDALE JOINT UNIFIED	STANISLAUS
SFP - Mod.	57/61259-00-000	OAKLAND UNIFIED	ALAMEDA

ATTACHMENT A

Approved Consent Items on 12/04/2023

Program	Application No.	School District	County Name
SFP - Mod.	57/61259-00-071	OAKLAND UNIFIED	ALAMEDA
Unused Sites	92/61762-00-000	OAKLEY UNION ELEMENTARY	CONTRA COSTA
Unused Sites	92/66613-00-000	OCEAN VIEW ELEMENTARY	ORANGE
SFP - Mod.	57/67819-00-000	ONTARIO-MONTCLAIR	SAN BERNARDINO
SFP - Mod.	57/67819-00-000	ONTARIO-MONTCLAIR	SAN BERNARDINO
Unused Sites	92/66621-00-000	ORANGE UNIFIED	ORANGE
Unused Sites	92/70094-00-000	PACHECO UNION ELEMENTARY	SHASTA
Unused Sites	92/67173-00-000	PALM SPRINGS UNIFIED	RIVERSIDE
Unused Sites	92/64857-00-000	PALMDALE ELEMENTARY	LOS ANGELES
Unused Sites	92/69641-00-000	PALO ALTO UNIFIED	SANTA CLARA
SFP - Mod.	57/69641-00-031	PALO ALTO UNIFIED	SANTA CLARA
Unused Sites	92/64865-00-000	PALOS VERDES PENINSULA UNIFIED	LOS ANGELES
Unused Sites	92/61531-00-000	PARADISE UNIFIED	BUTTE
Unused Sites	92/62364-00-000	PARLIER UNIFIED	FRESNO
Unused Sites	92/64881-00-000	PASADENA UNIFIED	LOS ANGELES
Unused Sites	92/75457-00-000	PASO ROBLES JOINT UNIFIED	SAN LUIS OBISPO
Unused Sites	92/71217-00-000	PATTERSON JOINT UNIFIED	STANISLAUS
Unused Sites	92/67207-00-000	PERRIS UNION HIGH	RIVERSIDE

ATTACHMENT A

Approved Consent Items on 12/04/2023

Program	Application No.	School District	County Name
SFP - Mod.	57/61614-00-009	PIERCE JOINT UNIFIED	COLUSA
SFP - Mod.	57/61614-00-000	PIERCE JOINT UNIFIED	COLUSA
Unused Sites	92/61788-00-000	PITTSBURG UNIFIED	CONTRA COSTA
Unused Sites	92/66373-00-000	PLEASANT RIDGE UNION ELEMENTARY	NEVADA
Unused Sites	92/75101-00-000	PLEASANTON UNIFIED	ALAMEDA
SFP - Mod.	57/66969-00-000	PLUMAS UNIFIED	PLUMAS
SFP - Mod.	57/66969-00-009	PLUMAS UNIFIED	PLUMAS
Unused Sites	92/66969-00-000	PLUMAS UNIFIED	PLUMAS
SFP - Mod.	57/64907-00-000	POMONA UNIFIED	LOS ANGELES
Unused Sites	92/75523-00-000	PORTERVILLE UNIFIED	TULARE
Unused Sites	92/68296-00-000	POWAY UNIFIED	SAN DIEGO
Unused Sites	92/62646-00-000	PRINCETON JOINT UNIFIED	GLENN
Unused Sites	92/68312-00-000	RANCHO SANTA FE ELEMENTARY	SAN DIEGO
SFP - Mod.	57/70110-00-000	REDDING ELEMENTARY	SHASTA
Unused Sites	92/67843-00-000	REDLANDS UNIFIED	SAN BERNARDINO
Unused Sites	92/75341-00-000	REDONDO BEACH UNIFIED	LOS ANGELES
SFP - Mod.	57/69005-00-011	REDWOOD CITY ELEMENTARY	SAN MATEO
SFP - Mod.	57/69005-00-000	REDWOOD CITY ELEMENTARY	SAN MATEO

ATTACHMENT A

Approved Consent Items on 12/04/2023

Program	Application No.	School District	County Name
Unused Sites	92/73932-00-000	REEF-SUNSET UNIFIED	KINGS
Unused Sites	92/61978-00-000	RESCUE UNION ELEMENTARY	EL DORADO
Unused Sites	92/63578-00-000	RICHLAND UNION ELEMENTARY	KERN
Unused Sites	92/67868-00-000	RIM OF THE WORLD UNIFIED	SAN BERNARDINO
SFP - New Constr.	50/75408-00-000	RIVERDALE JOINT UNIFIED	FRESNO
Unused Sites	92/75408-00-000	RIVERDALE JOINT UNIFIED	FRESNO
Unused Sites	92/10330-00-000	RIVERSIDE COUNTY OFFICE OF EDUCATION	RIVERSIDE
Unused Sites	92/67215-00-000	RIVERSIDE UNIFIED	RIVERSIDE
Unused Sites	92/71233-00-000	ROBERTS FERRY UNION ELEMENTARY	STANISLAUS
Unused Sites	92/67421-00-000	ROBLA ELEMENTARY	SACRAMENTO
Unused Sites	92/72090-00-000	ROCKFORD ELEMENTARY	TULARE
Unused Sites	92/67231-00-000	ROMOLAND ELEMENTARY	RIVERSIDE
SFP - Mod.	57/64931-00-017	ROSEMEAD ELEMENTARY	LOS ANGELES
SFP - Mod.	57/64931-00-018	ROSEMEAD ELEMENTARY	LOS ANGELES
SFP - New Constr.	50/66910-00-016	ROSEVILLE CITY ELEMENTARY	PLACER
SFP - New Constr.	50/66910-00-000	ROSEVILLE CITY ELEMENTARY	PLACER
Unused Sites	92/66928-00-000	ROSEVILLE JOINT UNION HIGH	PLACER
Unused Sites	92/75002-00-000	ROSS VALLEY	MARIN

ATTACHMENT A

Approved Consent Items on 12/04/2023

Program	Application No.	School District	County Name
SFP - Mod.	57/73452-00-034	ROWLAND UNIFIED	LOS ANGELES
Unused Sites	92/67439-00-000	SACRAMENTO CITY UNIFIED	SACRAMENTO
SFP - New Constr.	50/10348-00-003	SACRAMENTO COUNTY OFFICE OF EDUCATION	SACRAMENTO
SFP - New Constr.	50/10348-00-000	SACRAMENTO COUNTY OFFICE OF EDUCATION	SACRAMENTO
Unused Sites	92/71266-00-000	SALIDA UNION ELEMENTARY	STANISLAUS
Unused Sites	92/66159-00-000	SALINAS UNION HIGH	MONTEREY
SFP - New Constr.	50/67876-00-079	SAN BERNARDINO CITY UNIFIED	SAN BERNARDINO
SFP - New Constr.	50/67876-00-003	SAN BERNARDINO CITY UNIFIED	SAN BERNARDINO
SFP - New Constr.	50/67876-00-073	SAN BERNARDINO CITY UNIFIED	SAN BERNARDINO
SFP - New Constr.	50/67876-00-075	SAN BERNARDINO CITY UNIFIED	SAN BERNARDINO
SFP - New Constr.	50/67876-00-078	SAN BERNARDINO CITY UNIFIED	SAN BERNARDINO
SFP - New Constr.	50/67876-00-076	SAN BERNARDINO CITY UNIFIED	SAN BERNARDINO
SFP - ORG	56/67876-00-001	SAN BERNARDINO CITY UNIFIED	SAN BERNARDINO
Unused Sites	92/10363-00-000	SAN BERNARDINO COUNTY OFFICE OF ED.	SAN BERNARDINO
Unused Sites	92/69013-00-000	SAN BRUNO PARK ELEMENTARY	SAN MATEO
SFP - Charter	54/68338-06-002	SAN DIEGO UNIFIED	SAN DIEGO
SFP - Charter	54/68338-06-001	SAN DIEGO UNIFIED	SAN DIEGO
Unused Sites	92/68338-00-000	SAN DIEGO UNIFIED	SAN DIEGO

ATTACHMENT A

Approved Consent Items on 12/04/2023

Program	Application No.	School District	County Name
SFP - Mod.	57/68346-00-009	SAN DIEGUITO UNION HIGH	SAN DIEGO
SFP - New Constr.	50/68346-00-000	SAN DIEGUITO UNION HIGH	SAN DIEGO
SFP - Mod.	57/68478-00-000	SAN FRANCISCO UNIFIED	SAN FRANCISCO
SFP - Mod.	57/68478-00-061	SAN FRANCISCO UNIFIED	SAN FRANCISCO
SFP - Mod.	57/68478-00-065	SAN FRANCISCO UNIFIED	SAN FRANCISCO
Unused Sites	92/68478-00-000	SAN FRANCISCO UNIFIED	SAN FRANCISCO
Unused Sites	92/67249-00-000	SAN JACINTO UNIFIED	RIVERSIDE
SFP - Mod.	57/69666-00-000	SAN JOSE UNIFIED	SANTA CLARA
Unused Sites	92/69666-00-000	SAN JOSE UNIFIED	SANTA CLARA
SFP - Mod.	57/69666-00-055	SAN JOSE UNIFIED	SANTA CLARA
SFP - Charter	54/61309-00-003	SAN LORENZO UNIFIED	ALAMEDA
Unused Sites	92/61309-00-000	SAN LORENZO UNIFIED	ALAMEDA
Unused Sites	92/66183-00-000	SAN LUCAS UNION ELEMENTARY	MONTEREY
Unused Sites	92/68809-00-000	SAN LUIS COASTAL UNIFIED	SAN LUIS OBISPO
Unused Sites	92/69047-00-000	SAN MATEO UNION HIGH	SAN MATEO
Unused Sites	92/69039-00-000	SAN MATEO-FOSTER CITY	SAN MATEO
Unused Sites	92/63214-00-000	SAN PASQUAL VALLEY UNIFIED	IMPERIAL
SFP - Mod.	57/61804-00-000	SAN RAMON VALLEY UNIFIED	CONTRA COSTA

ATTACHMENT A

Approved Consent Items on 12/04/2023

Program	Application No.	School District	County Name
SFP - Mod.	57/62414-00-019	SANGER UNIFIED	FRESNO
SFP - New Constr.	50/62414-00-028	SANGER UNIFIED	FRESNO
SFP - Mod.	57/66670-00-065	SANTA ANA UNIFIED	ORANGE
SFP - Mod.	57/66670-00-000	SANTA ANA UNIFIED	ORANGE
Unused Sites	92/66670-00-000	SANTA ANA UNIFIED	ORANGE
SFP - New Constr.	50/66670-00-000	SANTA ANA UNIFIED	ORANGE
SFP - Mod.	57/76786-00-000	SANTA BARBARA UNIFIED	SANTA BARBARA
SFP - Mod.	57/76786-00-017	SANTA BARBARA UNIFIED	SANTA BARBARA
SFP - Mod.	57/76786-00-016	SANTA BARBARA UNIFIED	SANTA BARBARA
Unused Sites	92/76786-00-000	SANTA BARBARA UNIFIED	SANTA BARBARA
Unused Sites	92/69674-00-000	SANTA CLARA UNIFIED	SANTA CLARA
SFP - Mod.	57/69815-00-009	SANTA CRUZ CITY ELEMENTARY	SANTA CRUZ
SFP - Mod.	57/69815-00-000	SANTA CRUZ CITY ELEMENTARY	SANTA CRUZ
SFP - Mod.	57/69815-00-010	SANTA CRUZ CITY ELEMENTARY	SANTA CRUZ
Unused Sites	92/64980-00-000	SANTA MONICA-MALIBU UNIFIED	LOS ANGELES
SFP - Mod.	57/76828-00-006	SANTA PAULA UNIFIED	VENTURA
SFP - Mod.	57/76828-00-000	SANTA PAULA UNIFIED	VENTURA
Unused Sites	92/76828-00-000	SANTA PAULA UNIFIED	VENTURA

ATTACHMENT A

Approved Consent Items on 12/04/2023

Program	Application No.	School District	County Name
Unused Sites	92/70912-00-000	SANTA ROSA ELEMENTARY	SONOMA
SFP - Mod.	57/70920-00-000	SANTA ROSA HIGH	SONOMA
Unused Sites	92/68361-00-000	SANTEE ELEMENTARY	SAN DIEGO
SFP - Mod.	57/68361-00-000	SANTEE ELEMENTARY	SAN DIEGO
SFP - Mod.	57/68361-00-014	SANTEE ELEMENTARY	SAN DIEGO
SFP - Mod.	57/68361-00-016	SANTEE ELEMENTARY	SAN DIEGO
SFP - Mod.	57/68361-00-013	SANTEE ELEMENTARY	SAN DIEGO
SFP - Mod.	57/69062-00-000	SEQUOIA UNION HIGH	SAN MATEO
Unused Sites	92/69062-00-000	SEQUOIA UNION HIGH	SAN MATEO
SFP - Charter	54/70136-02-001	SHASTA UNION HIGH	SHASTA
Unused Sites	92/73742-00-000	SIERRA SANDS UNIFIED	KERN
Unused Sites	92/72603-00-000	SIMI VALLEY UNIFIED	VENTURA
Unused Sites	92/73957-00-000	SNOWLINE JOINT UNIFIED	SAN BERNARDINO
Unused Sites	92/72611-00-000	SOMIS UNION ELEMENTARY	VENTURA
SFP - New Constr.	50/10496-00-057	SONOMA COUNTY OFFICE OF EDUCATION	SONOMA
SFP - Mod.	57/10496-00-005	SONOMA COUNTY OFFICE OF EDUCATION	SONOMA
SFP - Mod.	57/10496-00-000	SONOMA COUNTY OFFICE OF EDUCATION	SONOMA
Unused Sites	92/72389-00-000	SONORA UNION HIGH	TUOLUMNE

ATTACHMENT A

Approved Consent Items on 12/04/2023

Program	Application No.	School District	County Name
SFP - Mod.	57/63032-00-000	SOUTH BAY UNION ELEMENTARY	HUMBOLDT
SFP - New Constr.	50/63784-00-002	SOUTH FORK UNION	KERN
SFP - New Constr.	50/63784-00-000	SOUTH FORK UNION	KERN
Unused Sites	92/65029-00-000	SOUTH PASADENA UNIFIED	LOS ANGELES
Unused Sites	92/69070-00-000	SOUTH SAN FRANCISCO UNIFIED	SAN MATEO
FDK - Retrofit	71/63776-00-001	SOUTHERN KERN UNIFIED	KERN
Unused Sites	92/63776-00-000	SOUTHERN KERN UNIFIED	KERN
Unused Sites	92/73833-00-000	SOUTHERN TRINITY JOINT UNIFIED	TRINITY
Unused Sites	92/72132-00-000	SPRINGVILLE UNION ELEMENTARY	TULARE
Unused Sites	92/63792-00-000	STANDARD ELEMENTARY	KERN
Unused Sites	92/68676-00-000	STOCKTON UNIFIED	SAN JOAQUIN
SFP - New Constr.	50/68676-05-000	STOCKTON UNIFIED	SAN JOAQUIN
SFP - New Constr.	50/68676-05-004	STOCKTON UNIFIED	SAN JOAQUIN
SFP - New Constr.	50/68676-05-003	STOCKTON UNIFIED	SAN JOAQUIN
Unused Sites	92/69690-00-000	SUNNYVALE	SANTA CLARA
Unused Sites	92/65896-00-000	SURPRISE VALLEY JOINT UNIFIED	MODOC
Unused Sites	92/68411-00-000	SWEETWATER UNION HIGH	SAN DIEGO
Unused Sites	92/71290-00-000	SYLVAN UNION ELEMENTARY	STANISLAUS

ATTACHMENT A

Approved Consent Items on 12/04/2023

Program	Application No.	School District	County Name
Unused Sites	92/66944-00-000	TAHOE-TRUCKEE UNIFIED	PLACER
Unused Sites	92/65482-00-000	TAMALPAIS UNION HIGH	MARIN
Unused Sites	92/63826-00-000	TEHACHAPI UNIFIED	KERN
Unused Sites	92/10520-00-000	TEHAMA COUNTY OFFICE OF EDUCATION	TEHAMA
Unused Sites	92/75192-00-000	TEMECULA VALLEY UNIFIED	RIVERSIDE
Unused Sites	92/70565-00-000	TRAVIS UNIFIED	SOLANO
SFP - Mod.	57/72231-00-012	TULARE CITY ELEMENTARY	TULARE
SFP - Mod.	57/72231-00-000	TULARE CITY ELEMENTARY	TULARE
SFP - New Constr.	50/72231-00-000	TULARE CITY ELEMENTARY	TULARE
Unused Sites	92/72231-00-000	TULARE CITY ELEMENTARY	TULARE
Unused Sites	92/75739-00-000	TURLOCK UNIFIED	STANISLAUS
SFP - New Constr.	50/73643-00-023	TUSTIN UNIFIED	ORANGE
Unused Sites	92/76505-00-000	TWIN RIVERS UNIFIED	SACRAMENTO
Unused Sites	92/69708-00-000	UNION ELEMENTARY	SANTA CLARA
Unused Sites	92/70573-00-000	VACAVILLE UNIFIED	SOLANO
Unused Sites	92/75242-00-000	VAL VERDE UNIFIED	RIVERSIDE
Unused Sites	92/61580-00-000	VALLECITO UNION ELEMENTARY	CALAVERAS
SFP - Charter	54/70581-00-004	VALLEJO CITY UNIFIED	SOLANO

ATTACHMENT A

Approved Consent Items on 12/04/2023

Program	Application No.	School District	County Name
SFP - Charter	54/70581-00-005	VALLEJO CITY UNIFIED	SOLANO
SFP - Charter	54/70581-00-007	VALLEJO CITY UNIFIED	SOLANO
SFP - Charter	54/70581-00-006	VALLEJO CITY UNIFIED	SOLANO
Unused Sites	92/70581-00-000	VALLEJO CITY UNIFIED	SOLANO
Unused Sites	92/75614-00-000	VALLEY CENTER-PAUMA	SAN DIEGO
Unused Sites	92/72652-00-000	VENTURA UNIFIED	VENTURA
Unused Sites	92/67918-00-000	VICTOR ELEMENTARY	SAN BERNARDINO
Unused Sites	92/72256-00-000	VISALIA UNIFIED	TULARE
Unused Sites	92/69344-00-000	VISTA DEL MAR UNION ELEMENTARY	SANTA BARBARA
Unused Sites	92/63859-00-000	WASCO UNION HIGH	KERN
Unused Sites	92/76778-00-000	WASHINGTON UNIFIED	FRESNO
Unused Sites	92/72694-00-000	WASHINGTON UNIFIED	YOLO
Unused Sites	92/61796-00-000	WEST CONTRA COSTA UNIFIED	CONTRA COSTA
SFP - Mod.	57/66951-00-005	WESTERN PLACER UNIFIED	PLACER
SFP - New Constr.	50/66951-00-013	WESTERN PLACER UNIFIED	PLACER
SFP - Mod.	57/66951-00-000	WESTERN PLACER UNIFIED	PLACER
Unused Sites	92/65102-00-000	WESTSIDE UNION ELEMENTARY	LOS ANGELES
Unused Sites	92/64204-00-000	WESTWOOD UNIFIED	LASSEN

ATTACHMENT A

Approved Consent Items on 12/04/2023

Program	Application No.	School District	County Name
Unused Sites	92/72769-00-000	WHEATLAND UNION HIGH	YUBA
SFP - Mod.	57/65110-00-000	WHITTIER CITY	LOS ANGELES
SFP - Mod.	57/65110-00-024	WHITTIER CITY	LOS ANGELES
SFP - Mod.	57/65110-00-023	WHITTIER CITY	LOS ANGELES
SFP - Mod.	57/65110-00-027	WHITTIER CITY	LOS ANGELES
Unused Sites	92/65136-00-000	WILLIAM S. HART UNION HIGH	LOS ANGELES
Unused Sites	92/72702-00-000	WINTERS JOINT UNIFIED	YOLO
Unused Sites	92/71464-00-000	YUBA CITY UNIFIED	SUTTER

Executive Officer Statement

EXECUTIVE OFFICER STATEMENT
State Allocation Board Meeting, January 24, 2024

GOVERNOR'S PROPOSED 2024/2025 STATE BUDGET

On January 10, 2024, Governor Newsom released his first budget proposal for the 2024/2025 fiscal year. The following are impacts to State Allocation Board:

- The proposed budget reduces the planned 2024/2025 investment for the School Facility Program (SFP) from \$875 million to \$375 million in one-time General Fund moneys.
- The proposed budget delays the \$550 million planned for 2024/2025 to 2025/2026 for the California Preschool, Transitional Kindergarten and Full-Day Kindergarten Facilities Grant Program.

The Governor has also stated that this spring, the Administration expects to enter into negotiations with the Legislature on their education facilities bond proposals to reach agreement on a bond proposal to be considered in the November 2024 election.

These proposals are contingent on approval by the Legislature during the annual budget approval process.

ANNUAL ADJUSTMENT TO THE SCHOOL FACILITY PROGRAM GRANTS AND INDEX ADJUSTMENT ON THE ASSESSMENT FOR DEVELOPMENT

As part of today's Agenda, we are presenting the annual adjustment to the SFP grants based on the statewide cost index for Class B construction. The adjustment recommended is a decrease of 1.33 percent.

Additionally, we are presenting the biannual index adjustment on the maximum Level I assessment for development. The adjustment recommended is an increase of 7.84 percent.

NEXT MEETING

The next meeting is scheduled for Wednesday, February 28, 2024. The time and location of the meeting will be determined and announced at a later date.

Consent

State of California
State Allocation Board
School Facility Program

This Resolution of the State Allocation Board (hereafter referred to as the "Board") is applicable to the appropriate sections of the Education Code and is described and filed in the office of the Executive Officer and will be made available to all interested parties as the Resolution pertains to the documents attached hereto. Said documents were acted upon by the Board at its meeting on January 24, 2024.

WHEREAS, the Board has previously approved or determined to be approvable a number of projects for construction or modernization eligibility of facilities for school districts and is making apportionments and/or unfunded approvals for the grant amounts for projects that meet the Board's criteria for the apportionment of grants pursuant to Education Code Sections 17072.10, 17078.52, 17078.70, 17079 or 17074.10 or Board Regulations 1859.81.1 or 1859.83;

WHEREAS, Treasury Regulations Section 1.150-2 require the State (on whose behalf the Board is acting) to declare its reasonable intent to provide grant funding to school districts, in accordance with Board policy and law, for costs of the projects with proceeds of State bonds;

NOW THEREFORE, BE IT RESOLVED:

1. This Resolution is adopted by the Board for the purposes of establishing compliance with Treasury Regulations Section 1.150-2, and this Resolution does not bind the Board to make any additional apportionment, or bind the State to incur any indebtedness.
2. The Board anticipates that some or all of the school districts listed on the list of "Projects" referred to in this Resolution will pay certain capital expenditures in connection with some or all of the project costs prior to the issuance of bonds by the State to pay for the grants for the projects. The reimbursement of such costs is consistent with the State's budgetary and financial circumstances, and in accordance with Board policy, as no other funds or accounts of the State have been budgeted or are available to pay the costs of the projects on either a short-term or a long-term basis.
3. The Board, acting on behalf of the State, hereby declares that it is the State's official intent to use proceeds of general obligation bonds and/or General Fund proceeds that may become available for such purpose, consistent with the requirements of law that are in effect at the time the funds are available, to provide grants, in accordance with applicable laws and regulations.
4. This Resolution shall be continuously available for inspection by the general public during normal business hours at the offices of the Board at 707 3rd Street, 4th Floor, West Sacramento, California, commencing within one week after the date of enactment of this Resolution.
5. Any eligibility determination does not constitute a commitment of future funding by the Board.

I, the undersigned, duly authorized as the Deputy Executive Officer of the Office of Public School Construction, on behalf of the State Allocation Board, do hereby certify the foregoing to be true and correct, and that this Resolution was adopted at a meeting of said Board on January 24, 2024 at Sacramento, California.



Michael Watanabe
Deputy Executive Officer
Office of Public School Construction, on behalf of the
State Allocation Board

SCHOOL FACILITY PROGRAM ELIGIBILITY ESTABLISHMENTS

PURPOSE OF REPORT

To present the Districts' requests for School Facility Program (SFP) eligibility approval.

DESCRIPTION

The school districts shown on the Attachment have complied with State Allocation Board (Board) regulations regarding new construction or modernization eligibility determinations for the projects listed.

RECOMMENDATIONS

1. Approve the eligibility determinations for the districts/projects shown on the Attachment.
2. Provide that this approval of eligibility determination for the districts/projects listed does not constitute a commitment for future funding by the Board.
3. For purposes of any application for funding, provide that the district must comply with all requirements of law and regulations pertaining to the SFP.

ELIGIBILITY APPROVALS MODERNIZATION

<u>District</u>	<u>School Name</u>	<u>County</u>	<u>Application Number</u> <u>57/</u>	<u>Justification Document</u> <u>Date</u>	<u>Site Baseline Eligibility</u> <u>K-6</u>	<u>Site Baseline Eligibility</u> <u>7-8</u>	<u>Site Baseline Eligibility</u> <u>9-12</u>	<u>Site Baseline Eligibility</u> <u>Non Severe</u>	<u>Site Baseline Eligibility</u> <u>Severe</u>
Oceanside City Unified	Stuart Mesa Elementary	San Diego	73569-00-000	11/16/2023	424	64	0	49	19
Redwood City Elementary	Roosevelt Elementary	San Mateo	69005-00-000	10/06/2023	418	111	0	0	18
Rio Dell Elem.	Monument Middle	Humboldt	63008-00-000	11/08/2023	0	98	0	0	0
Roseville Joint Union High	Granite Bay High	Placer	66928-00-000	04/21/2023	0	0	181	1	1
Tulare City Elementary	Live Oak Middle	Tulare	72231-00-000	12/01/2020	0	431	0	0	0
Val Verde Unified	Rivera (Tomas) Middle	Riverside	75242-00-000	11/17/2023	0	702	0	65	0
Val Verde Unified	Vista Verde Middle	Riverside	75242-00-000	11/16/2023	0	784	0	63	37

SCHOOL FACILITY PROGRAM ELIGIBILITY ADJUSTMENTS

PURPOSE OF REPORT

To adjust the baseline eligibility for new construction and modernization projects under the Leroy F. Greene School Facilities Act of 1998.

DESCRIPTION

The districts listed on Attachment A have received eligibility approval for new construction. There has been a change in their baseline in accordance with the California Code of Regulations relating to the Leroy F. Greene School Facilities Act of 1998, Section 1859.51.

The districts listed on Attachment B have received eligibility approval for modernization. There has been a change in their baseline in accordance with the California Code of Regulations relating to the Leroy F. Greene School Facilities Act of 1998, Section 1859.61.

RECOMMENDATIONS

1. Approve an adjustment to the new construction eligibility baseline determination as shown on Attachment A.
2. Approve an adjustment to the modernization eligibility baseline determination as shown on Attachment B.
3. Provide that this approval of adjusted eligibility determination does not constitute a commitment for future funding by the State Allocation Board.

KEY TO ADJUSTMENTS

NEW CONSTRUCTION ONLY

- (a) Reduced by the number of pupils provided grants in a new construction School Facility Program (SFP) project and by the number of pupils that received a Preliminary Apportionment pursuant to Section 1859.140 or a Preliminary Charter School Apportionment pursuant to Regulation Section 1859.162.2.
- (b) Reduced by the number of pupils housed, based on the loading standards pursuant to Ed. Code Section 17071.25(a)(2)(A), in a new construction LPP project funded under the provisions of the LPP pursuant to Regulation Section 1859.12 or 1859.13.
- (c) Reduced by the number of pupils housed in additional classrooms constructed or purchased based on the loading standards, pursuant to Ed. Code Section 17071.25(a)(2)(A), in a modernization SFP project.
- (d) Adjusted as a result of audit findings made pursuant to Regulation Sections 1859.90 and 1859.105.
- (e) Increased/decreased by changes in projected enrollment in subsequent enrollment reporting years, except as provided in (j) below.
- (f) Adjusted as a result of errors or omissions by the district or by the Office of Public School Construction (OPSC).
- (g) Adjusted as result of amendments to the SFP Regulations that affect the eligibility.
- (h) Increased by the number of pupils eligible for grants pursuant to Regulation Section 1859.82.1(b)(4)(A) or 1859.82.2(b)(4)(A).
- (i) Reduced by the number of pupils housed in classrooms provided after the baseline eligibility was determined by the State Allocation Board, with 12 exceptions at Regulation Section 1859.51(i).
- (j) For Small School Districts, following a **3-year period after the district's eligibility was approved by the Board**, decreased by any reduction in projected enrollment, and by any increase in pupils in the latest CDE operational grant report per Ed. Code Sec. 42268.
- (k) Adjusted for any changes in classroom inventory as a result of a reorganization election.
- (l) For classroom loading standards adopted by the Board for non-severely and severely disabled individuals with exceptional needs.
- (m) As directed by the SAB due to finding a Material Inaccuracy pursuant to Section 1859.104.1.
- (n) Increased by the number of pupils that received a Preliminary Apportionment that was rescinded pursuant to Section 1859.148 or a Preliminary Charter School Apportionment that was rescinded pursuant to Section 1859.166.
- (o) Adjusted for operational grant changes as determined/provided by the California Department of Education.
- (p) For High School Attendance Area (HSAA) districts with Preliminary Apportionments within the 2002 or 2004 Critically Overcrowded School Facilities Account, adjusted in accordance with Regulation Section 1859.51(p)(1), (2), or (3).
- (q) Adjusted by the difference between the Alternative Enrollment Projection for the current enrollment reporting year and the projected enrollment determined pursuant to Section 1859.42 for the current enrollment reporting year, or by the eligibility remaining from this calculation that can no longer be utilized if the funds made available pursuant to EC Section 17071.75(a)(1)(A) have been exhausted.
- (r) Adjusted per Ed. Code Sec. 17071.75(b)(2) by the number of pupils housed, based on the loading standards per Ed. Code Sec. 17071.25(a)(2)(A), in any classroom(s) where title was relinquished to the School District receiving the transferred classrooms.
- (s) Increased by the capacity of classrooms included in an approved application, with two qualifiers that must be met in Regulation Section 1859.51(s).

KEY TO ADJUSTMENTS

MODERNIZATION ONLY

- (a) Reduced by the number of pupils provided grants in a modernization SFP project or CSFP Rehabilitation project at the specific site.
- (b) Reduced by the number of pupils housed, based on the loading standard pursuant to EC Section 17071.25(a)(2), in a modernization LPP project funded under the LPP pursuant to Regulation Section 1859.14 and 1859.15.
- (c) Increased by changes in projected enrollment in subsequent enrollment reporting years.
- (d) (1) Increased for additional facilities not previously modernized with State funds, that become 25 years old, if permanent, or 20 years old, if portable or, (2) as a result of audit findings made pursuant to Regulation Sections 1859.90 and 1859.105.
- (e) Adjusted as a result of errors or omissions by the district or by the OPSC.
- (f) Adjusted as result of amendments to the Subgroup 5.5 Regulations that affect the eligibility.
- (g) For classroom loading standards adopted by the Board for non-severely and severely disabled individuals with exceptional needs.
- (h) As directed by the SAB due to finding a Material Inaccuracy pursuant to Regulation Section 1859.104.1.
- (i) Increased for facilities previously modernized with State funds, which qualify for an additional modernization apportionment pursuant to Regulation Section 1859.78.8.
- (j) Adjusted as a result of the Reconfiguration of an existing high school under the Small High School Program.
- (k) Decreased for facilities that were deemed eligible for modernization pursuant to Regulation Sections 1859.60 and 1859.61(d) and subsequently replaced, or will be replaced under a signed contract for construction or acquisition of facilities, in a project funded by the district without participation from the State.
- (l) Adjusted as a result of replaced eligible portables funded with the Overcrowding Relief Grant, per Ed. Code Section 17079 et seq.
- (m) Adjusted upon Board approval of the local school board resolution acknowledging that the buildings have been removed from K-12 use.

State Allocation Board Meeting, January 24, 2024
ATTACHMENT A

District: Alameda City Unified
Attendance Area: Encinal
County: Alameda
Application Number: 50/61119-02-000

	<i>Adjustment Type</i>	<i>K-6</i>	<i>7-8</i>	<i>9-12</i>	<i>Non-Severe</i>	<i>Severe</i>
<i>Current Baseline Eligibility</i>		-1,761	-1,150	-306	50	-11
<i>Adjustment Per This Item</i>	e	706	472	428	-116	8
<i>Net Baseline Eligibility</i>		-1,055	-678	122	-66	-3

District: Liberty Elementary
Attendance Area: District-Wide
County: Tulare
Application Number: 50/71985-00-000

	<i>Adjustment Type</i>	<i>K-6</i>	<i>7-8</i>	<i>9-12</i>	<i>Non-Severe</i>	<i>Severe</i>
<i>Current Baseline Eligibility</i>		233	110	0	0	0
<i>Adjustment Per This Item</i>	e	-552	-77	0	0	0
<i>Net Baseline Eligibility</i>		-319	33	0	0	0

District: Livermore Valley Joint Unified
Attendance Area: District-Wide
County: Alameda
Application Number: 50/61200-00-000

	<i>Adjustment Type</i>	<i>K-6</i>	<i>7-8</i>	<i>9-12</i>	<i>Non-Severe</i>	<i>Severe</i>
<i>Current Baseline Eligibility</i>		-854	177	-27	-177	70
<i>Adjustment Per This Item</i>	e	634	-242	-636	287	137
<i>Net Baseline Eligibility</i>		-220	-65	-663	110	207

District: Millville Elementary
Attendance Area: District-Wide
County: Shasta
Application Number: 50/70052-00-000

	<i>Adjustment Type</i>	<i>K-6</i>	<i>7-8</i>	<i>9-12</i>	<i>Non-Severe</i>	<i>Severe</i>
<i>Current Baseline Eligibility</i>		262	29	0	0	0
<i>Adjustment Per This Item</i>	e	-244	-52	0	0	0
<i>Net Baseline Eligibility</i>		18	-23	0	0	0

State Allocation Board Meeting, January 24, 2024
ATTACHMENT A

District: Plumas Elementary
 Attendance Area: District-Wide
 County: Yuba
 Application Number: 50/72744-00-000

	<i>Adjustment Type</i>	<i>K-6</i>	<i>7-8</i>	<i>9-12</i>	<i>Non-Severe</i>	<i>Severe</i>
<i>Current Baseline Eligibility</i>		1,040	302	0	0	0
<i>Adjustment Per This Item</i>	e	801	243	0	0	0
<i>Net Baseline Eligibility</i>		1,841	545	0	0	0

District: Rio Elementary
 Attendance Area: District-Wide
 County: Ventura
 Application Number: 50/72561-00-000

	<i>Adjustment Type</i>	<i>K-6</i>	<i>7-8</i>	<i>9-12</i>	<i>Non-Severe</i>	<i>Severe</i>
<i>Current Baseline Eligibility</i>		425	14	0	57	51
<i>Adjustment Per This Item</i>	e	577	-38	0	43	-3
<i>Net Baseline Eligibility</i>		1,002	-24	0	100	48

State Allocation Board Meeting, January 24, 2024
ATTACHMENT B

District: Campbell Union High
 School Name: Westmont High
 County: Santa Clara
 Application Number: 57/69401-00-000

	<i>Adjustment Type</i>	<i>K-6</i>	<i>7-8</i>	<i>9-12</i>	<i>Non-Severe</i>	<i>Severe</i>
<i>Current Baseline Eligibility</i>		0	0	-69	0	0
<i>Adjustment Per This Item</i>	d1	0	0	23	2	0
<i>Adjustment Per This Item</i>	c	0	0	77	-126	-16
<i>Net Baseline Eligibility</i>		0	0	31	-124	-16

District: Garden Grove Unified
 School Name: Stanford Elementary
 County: Orange
 Application Number: 57/66522-00-000

	<i>Adjustment Type</i>	<i>K-6</i>	<i>7-8</i>	<i>9-12</i>	<i>Non-Severe</i>	<i>Severe</i>
<i>Current Baseline Eligibility</i>		0	0	0	0	0
<i>Adjustment Per This Item</i>	d1	19	0	0	0	0
<i>Net Baseline Eligibility</i>		19	0	0	0	0

District: Inglewood Unified
 School Name: Oak Street Elementary
 County: Los Angeles
 Application Number: 57/64634-00-000

	<i>Adjustment Type</i>	<i>K-6</i>	<i>7-8</i>	<i>9-12</i>	<i>Non-Severe</i>	<i>Severe</i>
<i>Current Baseline Eligibility</i>		50	0	0	0	0
<i>Adjustment Per This Item</i>	g	0	0	0	0	0
<i>Adjustment Per This Item</i>	d1	810	0	0	0	0
<i>Net Baseline Eligibility</i>		860	0	0	0	0

District: Konocti Unified
 School Name: East Lake Elementary
 County: Lake
 Application Number: 57/64022-00-000

	<i>Adjustment Type</i>	<i>K-6</i>	<i>7-8</i>	<i>9-12</i>	<i>Non-Severe</i>	<i>Severe</i>
<i>Current Baseline Eligibility</i>		-52	96	0	2	8
<i>Adjustment Per This Item</i>	e	18	-42	0	-2	-8
<i>Adjustment Per This Item</i>	e	-32	-10	0	0	7
<i>Adjustment Per This Item</i>	d1	32	11	0	0	1
<i>Net Baseline Eligibility</i>		-34	55	0	0	8

State Allocation Board Meeting, *January 24, 2024*
ATTACHMENT B

District: Livermore Valley Joint Unified
 School Name: East Avenue Middle
 County: Alameda
 Application Number: 57/61200-00-000

	<i>Adjustment Type</i>	<i>K-6</i>	<i>7-8</i>	<i>9-12</i>	<i>Non-Severe</i>	<i>Severe</i>
<i>Current Baseline Eligibility</i>		0	0	0	0	0
<i>Adjustment Per This Item</i>	g	0	0	0	0	0
<i>Adjustment Per This Item</i>	d1	0	206	0	14	4
<i>Net Baseline Eligibility</i>		0	206	0	14	4

District: Los Angeles Unified
 School Name: Blythe Street Elementary
 County: Los Angeles
 Application Number: 57/64733-00-000

	<i>Adjustment Type</i>	<i>K-6</i>	<i>7-8</i>	<i>9-12</i>	<i>Non-Severe</i>	<i>Severe</i>
<i>Current Baseline Eligibility</i>		245	0	0	0	0
<i>Adjustment Per This Item</i>	e	-105	0	0	-1	0
<i>Adjustment Per This Item</i>	d1	147	0	0	1	0
<i>Net Baseline Eligibility</i>		287	0	0	0	0

District: Los Angeles Unified
 School Name: Marianna Avenue Elementary
 County: Los Angeles
 Application Number: 57/64733-00-000

	<i>Adjustment Type</i>	<i>K-6</i>	<i>7-8</i>	<i>9-12</i>	<i>Non-Severe</i>	<i>Severe</i>
<i>Current Baseline Eligibility</i>		120	0	0	9	-7
<i>Adjustment Per This Item</i>	f	0	0	0	-7	7
<i>Net Baseline Eligibility</i>		120	0	0	2	0

State Allocation Board Meeting, *January 24, 2024*
ATTACHMENT B

District: Los Angeles Unified
 School Name: Norwood Street Elementary
 County: Los Angeles
 Application Number: 57/64733-00-000

	<i>Adjustment Type</i>	<i>K-6</i>	<i>7-8</i>	<i>9-12</i>	<i>Non-Severe</i>	<i>Severe</i>
<i>Current Baseline Eligibility</i>		480	0	0	12	6
<i>Adjustment Per This Item</i>	e	-2	0	0	0	0
<i>Adjustment Per This Item</i>	e	40	0	0	0	0
<i>Adjustment Per This Item</i>	d1	420	0	0	9	3
<i>Net Baseline Eligibility</i>		938	0	0	21	9

District: Millville Elementary
 School Name: Millville Elementary
 County: Shasta
 Application Number: 57/70052-00-000

	<i>Adjustment Type</i>	<i>K-6</i>	<i>7-8</i>	<i>9-12</i>	<i>Non-Severe</i>	<i>Severe</i>
<i>Current Baseline Eligibility</i>		0	0	0	0	0
<i>Adjustment Per This Item</i>	c	8	-4	0	0	0
<i>Net Baseline Eligibility</i>		8	-4	0	0	0

District: Oceanside City Unified
 School Name: North Terrace Elementary
 County: San Diego
 Application Number: 57/73569-00-000

	<i>Adjustment Type</i>	<i>K-6</i>	<i>7-8</i>	<i>9-12</i>	<i>Non-Severe</i>	<i>Severe</i>
<i>Current Baseline Eligibility</i>		0	0	0	0	0
<i>Adjustment Per This Item</i>	d1	31	0	0	0	0
<i>Adjustment Per This Item</i>	c	-113	117	0	101	0
<i>Net Baseline Eligibility</i>		-82	117	0	101	0

District: Rio Dell Elementary
 School Name: Eagle Prairie Elementary
 County: Humboldt
 Application Number: 57/63008-00-000

	<i>Adjustment Type</i>	<i>K-6</i>	<i>7-8</i>	<i>9-12</i>	<i>Non-Severe</i>	<i>Severe</i>
<i>Current Baseline Eligibility</i>		0	0	0	0	0
<i>Adjustment Per This Item</i>	c	122	-80	0	2	0
<i>Adjustment Per This Item</i>	f	7	1	0	-8	0
<i>Adjustment Per This Item</i>	g	-7	-1	0	8	0
<i>Adjustment Per This Item</i>	e	0	0	0	0	0
<i>Net Baseline Eligibility</i>		122	-80	0	2	0

State Allocation Board Meeting, *January 24, 2024*
ATTACHMENT B

District: Santa Monica-Malibu Unified
 School Name: Grant Elementary
 County: Los Angeles
 Application Number: 57/64980-00-000

	<i>Adjustment Type</i>	<i>K-6</i>	<i>7-8</i>	<i>9-12</i>	<i>Non-Severe</i>	<i>Severe</i>
<i>Current Baseline Eligibility</i>		25	0	0	-25	0
<i>Adjustment Per This Item</i>	g	-25	0	0	13	0
<i>Adjustment Per This Item</i>	f	0	0	0	12	0
<i>Adjustment Per This Item</i>	d1	56	0	0	12	0
<i>Net Baseline Eligibility</i>		56	0	0	12	0

District: Val Verde Unified
 School Name: Mead Valley Elementary
 County: Riverside
 Application Number: 57/75242-00-000

	<i>Adjustment Type</i>	<i>K-6</i>	<i>7-8</i>	<i>9-12</i>	<i>Non-Severe</i>	<i>Severe</i>
<i>Current Baseline Eligibility</i>		0	0	0	0	0
<i>Adjustment Per This Item</i>	g	0	0	0	0	0
<i>Adjustment Per This Item</i>	d1	150	0	0	20	0
<i>Net Baseline Eligibility</i>		150	0	0	20	0

District: Val Verde Unified
 School Name: Rivera (Tomas) Middle
 County: Riverside
 Application Number: 57/75242-00-000

	<i>Adjustment Type</i>	<i>K-6</i>	<i>7-8</i>	<i>9-12</i>	<i>Non-Severe</i>	<i>Severe</i>
<i>Current Baseline Eligibility</i>		0	702	0	65	0
<i>Adjustment Per This Item</i>	c	0	0	0	0	0
<i>Adjustment Per This Item</i>	d1	0	108	0	0	0
<i>Net Baseline Eligibility</i>		0	810	0	65	0

State Allocation Board Meeting, *January 24, 2024*
ATTACHMENT B

District: Val Verde Unified
 School Name: Val Verde Elementary
 County: Riverside
 Application Number: 57/75242-00-000

<i>Adjustment Type</i>	<i>K-6</i>	<i>7-8</i>	<i>9-12</i>	<i>Non-Severe</i>	<i>Severe</i>
<i>Current Baseline Eligibility</i>	0	0	0	0	0
<i>Adjustment Per This Item</i> g	-75	0	0	26	9
<i>Adjustment Per This Item</i> f	75	0	0	-26	-9
<i>Adjustment Per This Item</i> d1	325	0	0	0	0
<i>Adjustment Per This Item</i> c	0	0	0	-7	-9
<i>Adjustment Per This Item</i> d1	332	0	0	0	0
<i>Net Baseline Eligibility</i>	657	0	0	-7	-9

District: Val Verde Unified
 School Name: Vista Verde Middle
 County: Riverside
 Application Number: 57/75242-00-000

<i>Adjustment Type</i>	<i>K-6</i>	<i>7-8</i>	<i>9-12</i>	<i>Non-Severe</i>	<i>Severe</i>
<i>Current Baseline Eligibility</i>	0	784	0	63	37
<i>Adjustment Per This Item</i> d1	0	73	0	5	3
<i>Net Baseline Eligibility</i>	0	857	0	68	40

APPLICANT DATA

Applicant:	Monson-Sultana Joint Union Elementary	PTN:	72009 - 4
Application No:	57/72009-00-002	County:	Tulare
School Name:	Monson-Sultana Elementary		

HISTORY OF PROJECT FUNDING

	Fund Code	Proposition	Previously Authorized	Authorized This Action	State Apportionment This Action
State Share					
Mod/Add. Grant	001-2223	GF	\$ 1,261,647.00		
Mod Design Grant	051-570	51	118,437.00		
Applicant Share					
District Contribution			53,074.00		
Financial Hardship	001-2223	GF	837,444.00	\$ (910.00)	\$ (910.00)
Financial Hardship	051-570	51	30,448.00		
Total			\$ 2,301,050.00	\$ (910.00)	\$ (910.00)

Funding Sources: Proposition 51 Bonds/2016-Nov.; General Funds FY 2022/2023

APPLICATION DATA

Type of Project:	Middle School
Pupils Assigned Under 50 Yrs:	K-6: 44 7-8: 70
Pupils Assigned Over 50 Yrs:	K-6: 23 7-8: 38

PROGRAM GRANT DATA

Accessibility Fire Grant	\$ 37,576.00
Base Grant - Over 50Yr	\$ 1,252,542.00
Fire Detection	\$ 34,650.00
Project Assistance	\$ 5,214.00
Small Size Project	\$ 50,102.00
Total State Share (60%)	1,380,084.00
Applicant Share (40%)	920,056.00
Total Project Cost	\$ 2,300,140.00

Recommended Acres: 14.7
Existing Acres: 16.82

STIPULATED TERMS & NEXT STEPS

A valid Fund Release Authorization (Form SAB 50-05) must be signed by the designated District Representative and must be received by the Office of Public School Construction prior to 11:59 p.m. within 365 calendar days of SAB approval of the Apportionment for this project. The form may be submitted electronically via OPSC Online or via email to OPSCApplicationReviewTeam@dgs.ca.gov.

The Applicant shall ensure that it is in compliance with all applicable laws, regulations and certifications it made on the program forms.

The Applicant is required to submit a signed Grant Agreement for the project prior to or concurrent with a valid Fund Release Authorization (Form SAB 50-05). Failure to submit an executed Grant Agreement and valid Form SAB 50-05 prior to the deadline shall result in the Apportionment being rescinded without further board action.

The Applicant is responsible for ensuring that the project is compliant with Prevailing Wage Monitoring and/or Labor Compliance Program requirements at the time construction contracts are executed and/or construction commenced.

The Applicant qualifies for financial hardship pursuant to School Facility Program Regulation Section 1859.81(c)(4). The Applicant's total bonding capacity as of July 24, 2023, is \$5 million or less.

This item is being amended to reduce the Applicant Share by \$910 to correct a previous calculation error.

SCHOOL FACILITY PROGRAM SUBSTANTIAL PROGRESS TIME EXTENSIONS (Design/Site)

PURPOSE OF REPORT

To present the District's request for a time extension to show substantial progress for the School Facility Program (SFP) project attached.

DESCRIPTION

The SFP regulations requires that a District which receives a design grant approval must demonstrate substantial progress has been made on the project within 18 months of receiving the fund release. Evidence of substantial progress can be demonstrated by showing any of the following:

1. Submittal of an approved New Construction or Modernization Adjusted Grant funding application.
2. Submittal of a Districts certification that the final building plans for the project have been submitted to and accepted by the Division of the State Architect (DSA) for review and approval.
3. Submittal of an approved separate site funding application pursuant to Section 1859.81.1(a) or an approved environmental hardship funding application pursuant to Section 1859.75.1.
4. Submittal to the Office of Public School Construction (OPSC) of evidence satisfactory to the State Allocation Board (SAB) detailing the reason(s) that plans have not been completed and accepted by the DSA.

AUTHORITY

Pursuant to Regulation Section 1859.105 (c)(4), sufficient evidence of substantial progress shall include other evidence satisfactory to the SAB detailing the reason(s) that plans have not been completed and accepted by the DSA. If the SAB determines that substantial progress has been made, the SAB shall condition its finding of substantial progress upon the District commitment to complete and submit an Approved Adjusted Grant application within 18 months from the date of the SAB's determination of substantial progress.

STAFF COMMENTS

The Attachment represents the project application in which the Districts received a design grant apportionment and a subsequent fund release. The Districts have submitted acceptable explanation of why a substantial progress extension is required. Staff recommends approval of the request for additional time to submit evidence that Substantial Progress has been met on the design grant.

RECOMMENDATIONS

1. Approve the District's request for a determination of substantial progress with regard to the SFP applications, as indicated on the Attachments.
2. Failure to comply with either requirement as indicated on the Attachments will result in the projects apportionment being reduced to costs incurred or rescinded.

ATTACHMENT

Substantial Progress Time Extensions
SCHOOL FACILITY PROGRAM
 State Allocation Board Meeting, January 24, 2024

	Project Number(s)	School District / County / School Name(s)	Summary of School District Narrative	Staff Recommendation(s)
Design Grant	57/62323-00-001	Monroe Elementary/ Fresno/ Monroe Elementary	<p>The District received design funding on May 27, 2022.</p> <p>Monroe Elementary is a one school, school district in Fresno County with an ADA of 140. The elementary school was established in 1885; 125 years ago. It is in a rural area of San Joaquin Valley near Monmouth. This single school district serves students in kindergarten through eighth grades. Monroe Elementary has a population consisting of 95 percent Hispanic and 05 percent Caucasian. Ninety percent of the students receive free or reduced breakfast and/or lunches. Fifty-eight percent of the students are English Language Learners. Ninety-Five percent of the students are classified at a low socioeconomic level. The eligibility for this project was generated by the main building housing students in a “pod-like” single structure erected in 1970. This modernization project will be the first of its kind and given its age, is in desperate need.</p> <p>The underlying cause of the delay began with the architect. The District initially hired local architectural firm SIM-PBK, but with a recent merger they become PBK. Because PBK was now based out of state, they no longer had the support of the local Fresno-area architects who serviced the area in the previous 20 years. In</p>	<ol style="list-style-type: none"> 1. Require the District to submit acceptable plans to the DSA by May 27, 2024. 2. Require the District to submit a complete and approvable Adjusted Grant funding application to the OPSC by July 24, 2025. <p>If both conditions are not met by July 24, 2025, the OPSC will proceed to rescind or reduce this project to costs incurred.</p>

	Project Number(s)	School District / County / School Name(s)	Summary of School District Narrative	Staff Recommendation(s)
			<p>February 2023 PBK notified the District it would pull out of the project due to its inability to find subcontractors in the area.</p> <p>Due to PBK's inability to continue the project, the District had to start over and search for a new architectural firm. In June of 2023, the District hired Gonzalez Architects to complete the project. It is anticipated the new architect will submit plans to the Division of State Architect (DSA) by January 2024. Therefore, the District is respectfully requesting an extension of Substantial Progress due date to no later than May 27, 2024.</p>	

	Project Number(s)	School District / County / School Name(s)	Summary of School District Narrative	Staff Recommendation(s)
Design Grant	50/10132-02-002	Imperial County Office of Education (COE)/ Imperial/ Cross Elementary	<p>The Imperial COE received design funding on May 6, 2022. The COE has experienced significant delays in executing the steps necessary to achieve the required Substantial Progress milestone. As a result, the COE lost a significant portion of the 18 months allotted for preparing the required project plans for submittal to the Division of State Architect (DSA). The funds for the project were received while the COE began addressing structural challenges of the current regional program model of services operated by the COE on behalf of the SELPA member districts. The restructuring of the SELPA program and special education services required a steady amount of time to ensure students with disabilities maintained the least restricted environment.</p> <p>The COE also suffered a series of operational challenges and uncertainties due to the COVID-19 pandemic since Imperial COE provides services to students with disabilities on a scale greater than a regular school district. Exceptional precautions and safety procedures were required to ensure students had sufficient access and participation to their education program.</p>	<ol style="list-style-type: none"> 1. Require the District to submit acceptable plans to the DSA by July 24, 2025. 2. Require the District to submit a complete and approvable Adjusted Grant funding application to the OPSC by July 24, 2025. <p>If both conditions are not met by July 24, 2025 the OPSC will proceed to rescind or reduce this project to costs incurred.</p>

	<i>Project Number(s)</i>	<i>School District / County / School Name(s)</i>	<i>Summary of School District Narrative</i>	<i>Staff Recommendation(s)</i>
			<p>Due COVID-19 and time devoted to the restructuring of its special education service, the COE was unable to accomplish the complex and critical task for the plans to be completed and submitted to DSA. Therefore, the COE is requesting an extension of Substantial Progress due date to no later than July 24, 2025.</p>	

	Project Number(s)	School District / County / School Name(s)	Summary of School District Narrative	Staff Recommendation(s)
Design Grant	50/10132-03-008	Imperial County Office of Education (COE)/ Imperial/ De Anza 9 th Grade Academy	<p>The Imperial COE received design funding on May 6, 2022. The COE has experienced significant delays in executing the steps necessary to achieve the required Substantial Progress milestone. As a result, the COE lost a significant portion of the 18 months allotted for preparing the required project plans for submittal to the Division of State Architect (DSA). The funds for the projects were received while the COE began addressing structural challenges of the current regional program model of services operated by the COE on behalf of the SELPA member districts. The restructuring of the SELPA program and special education services required a steady amount of time to ensure students with disabilities maintained the least restricted environment.</p> <p>The COE also suffered a series of operational challenges and uncertainties due to the COVID-19 pandemic since Imperial COE provides services to students with disabilities on a scale greater than a regular school district. Exceptional precautions and safety procedures were required to ensure students had sufficient access and participation to their education program.</p>	<ol style="list-style-type: none"> 1. Require the District to submit acceptable plans to the DSA by July 24, 2025 2. Require the District to submit a complete and approvable Adjusted Grant funding application to the OPSC by July 24, 2025. <p>If both conditions are not met by July 24, 2025, the OPSC will proceed to rescind or reduce this project to costs incurred.</p>

	Project Number(s)	School District / County / School Name(s)	Summary of School District Narrative	Staff Recommendation(s)
			<p>Due COVID-19 and time devoted to the restructuring of its special education service, the COE was unable to accomplish the complex and critical task for the plans to be completed and submitted to DSA. Therefore, the COE is requesting an extension of Substantial Progress due date to no later than July 24, 2025.</p>	

SCHOOL FACILITY PROGRAM SUBSTANTIAL PROGRESS TIME EXTENSIONS (Adjusted Grant)

PURPOSE OF REPORT

To present the District's request for a time extension to show substantial progress for the School Facility Program (SFP) project attached.

DESCRIPTION

The SFP regulations requires that Districts which receive an adjusted grant approval must demonstrate substantial progress has been made on the project within 18 months of receiving the fund release. Evidence of substantial progress can be demonstrated by showing any of the following:

1. At least 75 percent of all site development work that is necessary prior to building construction activity is complete.
2. At least 90 percent of the building construction activities are under contract unless the building construction activities are delayed as a result of necessary site development work.
3. All construction activities are at least 50 percent complete.
4. Submittal to the Office of Public School Construction of evidence satisfactory to the State Allocation Board (Board) detailing the circumstance(s) beyond the control of the district that precludes substantial progress being made.

AUTHORITY

Pursuant to Regulation Section 1859.105 (a)(4), other evidence satisfactory to the Board detailing the reason(s) and circumstance(s) beyond the control of the district that precludes substantial progress being made. If the Board determines that substantial progress has been made pursuant to Education Code Section 17076.10(b), the Board shall condition its finding of substantial progress upon the District commitment to complete and submit satisfactory evidence that the district meets the provisions of Section 1859.105(a)(1) through (a)(3) within the period not to exceed 18 months from the date of the Board's determination of substantial progress.

STAFF COMMENTS

The Attachment represents the project application in which the District has received an adjusted grant apportionment and a subsequent fund release. These districts have submitted acceptable explanation of why a substantial progress extension is required. Staff recommends approval of the request for additional time to submit evidence that Substantial Progress has been met on the adjusted grant.

RECOMMENDATIONS

1. Approve the District's request for a determination of substantial progress with regard to the SFP application, as indicated on the Attachment.
2. Failure to comply with either requirement as indicated on the Attachment will result in the project apportionment being reduced to costs incurred or rescinded.

ATTACHMENT

Substantial Progress Time Extensions
SCHOOL FACILITY PROGRAM
 State Allocation Board Meeting, January 24, 2024

	Project Number(s)	School District / County / School Name(s)	Summary of School District Narrative	Staff Recommendation(s)
Adjusted Grant	50/69203-00-001	Guadalupe Union/ Santa Barbara/ New Middle School	<p>The District received its Adjusted Grant fund release on May 13, 2022. The District is requesting an extension to the Substantial Progress 18 month reporting deadline due to construction delays based on site development issues, contractor termination of the original contract and a reduction in scope of work due to escalating costs and budget.</p> <p>The District was required to have soil remediation to construct on the site. As part of the soil treatment procedure, a geotechnical study had to be performed and submitted to both the California Geological Survey (CGS) and the Department of State Architect (DSA) for final approval. The soil work was completed in the spring/summer of 2022 and submitted to CGS for approval. CGS promptly approved the soil report. The final information and approval for the soil report were then sent to DSA. However, DSA took seven months to approve the final report. On June 12, 2023, DSA finally approved the report.</p>	<ol style="list-style-type: none"> 1. Require the District to submit evidence that substantial progress has been made on the project based on provisions of Section 1859.105(a)(1) through (a)(3) by July 24, 2025. 2. Require the District to submit an expenditure report annually on May 13, pursuant to Section 1859.104. As a reminder, the final expenditure by May 13, 2026. <p>If both conditions are not met by July 24, 2025, the OPSC will proceed to rescind or reduce this project to costs incurred.</p>

	Project Number(s)	School District / County / School Name(s)	Summary of School District Narrative	Staff Recommendation(s)
			<p>Also, in June 2023, the original lease-leaseback contractor Vernon Edwards informed the District he was retiring from the business, therefore the lease-leaseback contract was terminated on August 9, 2023, at the regularly scheduled District Board meeting.</p> <p>In addition, with the escalating costs of construction, the District determined the project could not be constructed as originally approved. The scope of work was reduced on the administration building and library, and the kitchen had to be taken out of the current project plans. A new bid to replace the lease-leaseback contractor had to be place.</p> <p>The project was put out to bid for a new lease-leaseback contractor on July 26, 2023, and the District's Board approved the new contractor on September 18, 2023.</p> <p>The modular contract was put out to bid on September 29, 2023 and will go to the District's Board on November 8, 2023. The District estimates that 90 percent of the work for site and stick-built portion will be under contract by November 13, 2023. Therefore, the District is requesting an 18 month extension to demonstrate substantial progress.</p>	

Facility Hardship / Rehabilitation Program

FACILITY HARDSHIP / REHABILITATION PROGRAM

SCHOOL DISTRICT DATA

School District: Anaheim Union High
Application Number: 58/66431-00-001
Total District Enrollment: 27,748
County: Orange

School Name: Magnolia High
Project Grade Level: 9-12
Financial Hardship: No

TYPE OF REQUEST

State Allocation Board (Board) Apportionment for a School Facility Program (SFP) Facility Hardship Program rehabilitation project.

Total Project Cost: \$4,935,843.33
Cost to the State: \$2,961,506.00

DESCRIPTION

DESCRIPTION OF HEALTH AND SAFETY THREAT

A report by ENCORP, dated June 27, 2022, noted that site visits to the Magnolia High site were conducted on March 29, 2021, September 1, 2021 and January 28, 2022 to conduct an asbestos inspection and contamination assessment in response to asbestos cement pipe deterioration activities at the pool facility within the Magnolia High School campus. The report indicates, on March 29, 2021, District Maintenance staff observed suspected cement pipe deterioration in the pool water and cement pipe circulation lines during maintenance repair activities and concluded that deterioration in asbestos transite inner pipe had occurred and that the suspected debris found in the pool filters and in the pool water was possible cross-contamination resulting from the deteriorated asbestos cement piping. The report further states, "Asbestos is a general term applied to a group of naturally occurring minerals which separate into fibers" and that, "Asbestos has a tendency to break into a dust of tiny fibers which can float in the air and be inhaled or swallowed." The report further indicates, "Asbestos inhalation exposure has been shown to increase the risk of developing lung cancer, mesothelioma (cancer of the lining of the lung and/or abdomen) and asbestosis (chronic lung disease), as well as other damage to the lungs." The report concludes that the "Damaged asbestos cement pipe lines have impacted the associated pool facility, returns and water circulation systems" and that the removal of the underground cement lines will have to be performed under an approved South Coast Air Quality Management Division (SCAQMD) Procedure 5 plan.

SCOPE OF PROJECT

A Licensed Abatement contractor was contracted to perform the abatement and decontamination cleanup activities under the required Procedure 5 plan, as approved by the SCAQMD. The Procedure 5 abatement work was performed as the minimum project scope to mitigate the health and safety hazard and includes the excavation, removal, and disposal of approximately 120 square feet of 8" cement pipes as encountered below the pool structure, resulting in the demolition and replacement of the pool deck and pool bottom.

STATUS OF SCHOOL SITE

The project was completed on October 3, 2023.

QUALIFYING CRITERIA

GOVERNMENT/STATE LEVEL CONCURRENCE

The Scope of Removal per the Procedure 5 report (Notification Number 710594) was approved by SCAQMD on August 16, 2022 and serves as governmental concurrence to the minimum work required to mitigate the asbestos contamination health and safety risk determined at Magnolia High.

Staff Supports the District's Request: Yes

SITE VISIT COMPLETED BY STAFF

Staff accepted a detailed report from an industry specialist in lieu of a site visit.

AUTHORITY

See Attachment A

RECOMMENDATION

Approve the District's request for an Apportionment to replace the existing pool and related pool facilities at the Magnolia High site, pursuant to SFP Regulation Section 1859.82.1, as shown on Attachment B.

ATTACHMENT A

AUTHORITY

Facility Hardship Program – Rehabilitation Projects (as of August 31, 2020)

Education Code (EC) Section 17075.10(a) states:

A school district may apply for hardship assistance in cases of extraordinary circumstances. Extraordinary circumstances may include, but are not limited to, the need to repair, reconstruct, or replace the most vulnerable school facilities that are identified as a Category 2 building, as defined in the report submitted pursuant to Section 17317, determined by the department to pose an unacceptable risk of injury to its occupants in the event of a seismic event.

SFP Regulation Section 1859.82 states, “A school district may apply for Facility Hardship, including Seismic Mitigation, Program assistance in cases of extraordinary circumstances that have caused an imminent health and safety threat.”

SFP Regulation Section 1859.82.1 states that “a district is eligible for Facility Hardship funding to repair, replace, or construct School Buildings or related required components that are currently causing a health and safety threat to the students and/or staff. Projects solely to replace components that have reached the end of their useful life, perform routine maintenance or repair, issues resulting from the deferment of routine maintenance or repair, lack of current code compliance, or the addition of components that were not previously existing, do not meet the qualifying criteria of the program. However, this work may be incorporated into a qualifying Facility Hardship application if it is required to be completed to gain DSA approval.”

SFP Regulation Section 1859.82.1(c) states,

Districts may qualify for funding to rehabilitate their School Buildings, components of School Buildings, or school site conditions. Factors to be considered by the Board may include (1) or (2) below:

- (1) School Buildings where the minimum cost to mitigate the health and safety threat and remain in the School Building is 50 percent or less of the Current Replacement Cost.
- (2) Components of the School Buildings or school sites conditions are causing a health and safety threat to students and/or staff.

APPLICANT DATA

Applicant: Anaheim Union High **PTN:** 66431 - 158
Application No: 58/66431-00-001 **County:** Orange
School Name: Magnolia High

HISTORY OF PROJECT FUNDING

	Fund Code	Proposition	Previously Authorized	Authorized This Action	State Apportionment This Action
State Share					
Facility Hardship Grant	001-2324	GF	\$	\$ 2,961,506.00	\$ 2,961,506.00
Applicant Share					
District Contribution				1,974,337.33	
Total			\$ <u>0.00</u>	\$ <u>4,935,843.33</u>	\$ <u>2,961,506.00</u>
Funding Source:	General Funds 2023/2024				

APPLICATION DATA

Type of Project: High School

Recommended Acres: 45.3

Existing Acres: 44.01

PROGRAM GRANT DATA

Rehabilitation	\$ 2,961,506.00
Total State Share (60%)	2,961,506.00
Applicant Share (40%)	1,974,337.33
Total Project Cost	\$ <u>4,935,843.33</u>

STIPULATED TERMS & NEXT STEPS

A valid Fund Release Authorization (Form SAB 50-05) must be signed by the designated District Representative and must be received by the Office of Public School Construction prior to 11:59 p.m. within 180 calendar days of SAB approval of the Apportionment for this project. The form may be submitted electronically via OPSC Online or via email to OPSCApplicationReviewTeam@dgs.ca.gov.

The Applicant shall ensure that it is in compliance with all applicable laws, regulations and certifications it made on the program forms.

The Applicant is required to submit a signed Grant Agreement for the project prior to or concurrent with a valid Fund Release Authorization (Form SAB 50-05). Failure to submit an executed Grant Agreement and valid Form SAB 50-05 prior to the deadline shall result in the Apportionment being rescinded without further board action.

The Applicant is responsible for ensuring that the project is compliant with Prevailing Wage Monitoring and/or Labor Compliance Program requirements at the time construction contracts are executed and/or construction commenced.

LYNWOOD UNIFIED SCHOOL DISTRICT APPORTIONMENT

SCHOOL DISTRICT DATA

School District: Lynwood Unified
Application Number: 64/64774-00-001
Total District Enrollment: 11,967
County: Los Angeles

School Name: Lynwood High
Project Grade Level: 9-12
Financial Hardship: No

Total cost to State: \$6,496,601.43

PURPOSE OF REPORT

To request State Allocation Board (Board) approval of the Lynwood Unified School District's (District) request for approval for funding at Lynwood High School for the demolition of Building G.

AUTHORITY

See Attachment A.

BACKGROUND

Section 135 of Assembly Bill 181 (Chapter 52, Statutes of 2022) approved for the 2022–23 fiscal year, provides two hundred fifty million dollars (\$250,000,000) from the General Fund in the 2021–22 fiscal year to the Board to be available for allocation to the Lynwood Unified School District. The District may only use these moneys to support the reconstruction and rehabilitation of Lynwood High School.

In June 2020, a section of exterior roofing panels fell from the main classroom building (Building G) at Lynwood High School. A subsequent engineering review of Lynwood High School campus also revealed the collapse of exterior soffit ceiling panels. This led to further inspections revealing extensive structural issues and additional issues related to the original contractor's failure to construct the buildings in accordance with the approved plans and specifications. The defects were significant enough that they could potentially lead to collapse of the buildings affected.

Most of the facilities on the Lynwood High School campus will need to be replaced; however, some of the facilities can be rehabilitated to remove the collapse risk to students and staff. Students and staff are being housed in temporary facilities at Hosler and Chavez Middle School campuses within the District.

This application would approve \$6,496,601.43 of the available \$250,000,000, which would leave \$243,503,398.57 available for the remaining work needed to replace or repair all of the affected facilities at Lynwood High School. The work will physically take place in phases and funding will be requested over the course of several applications to the Office of Public School Construction.

STAFF ANALYSIS/STATEMENTS

Scope of Project

Given the significant health and safety threat to students and staff posed by the significant structural issues in Building G, the District determined that the best and most cost-effective method to mitigate these threats would be to remove and rebuild Building G at the current site location. This application is only funding the demolition and removal of Building G.

Status of Project

The District began demolition of Building G in August of 2023 and expects it to be completed in January or February 2024.

RECOMMENDATION

Staff recommends that the Board provide an Apportionment of \$6,496,601.43 from the General Fund allocation as part of Section 135 of Assembly Bill 181 (Chapter 52, Statutes of 2022) for the demolition and removal of Building G on the Lynwood High School campus as shown on Attachment B.

ATTACHMENT A

Section 135 of Assembly Bill 181 (Chapter 52, Statutes of 2022)

For the 2022–23 fiscal year, the sum of two hundred fifty million dollars (\$250,000,000) is hereby appropriated from the General Fund in the 2021–22 fiscal year to the State Allocation Board to be available for allocation to the Lynwood Unified School District. The Lynwood Unified School District shall use these moneys to support the reconstruction and rehabilitation of Lynwood High School, subject to the following requirements:

- (a) The Lynwood Unified School District shall submit to the Office of Public School Construction for review and approval, a detailed construction cost estimate that aligns to an industry standard construction cost estimating guide, and to the scope of work represented in the construction drawings approved by the Division of the State Architect, if applicable. The Lynwood Unified School District may choose to submit multiple phases of work, each with a distinct cost estimate. If multiple phases are submitted, each phase shall be subject to a separate fund release.
- (b) Prior to the release of any funds, the Lynwood Unified School District shall execute a grant agreement with the Office of Public School Construction and demonstrate that at least 50 percent of construction costs represented in each cost estimate are under binding contract.
- (c) (1) The scope of work funded at the high school campus shall not exceed the original number of classrooms or the original type of core facilities that existed at the Lynwood High School site as of May 2020.
(2) In the event the Lynwood Unified School District opts to build fewer classrooms than the original number of classrooms at the Lynwood High School site as of May 2020, the classrooms not replaced may be removed from the Lynwood Unified School District's School Facility Program inventory if previously included.
- (d) Funds allocated are subject to meeting substantial progress and expenditure reporting requirements consistent with the terms of the required grant agreement.
- (e) Funds not allocated or spent in accordance with program requirements, or savings achieved from funds appropriated pursuant to this section, shall revert to the General Fund after June 30, 2028.
- (f) Interim housing costs for pupils impacted by the reconstruction and rehabilitation project are eligible uses of the funds available for allocation.
- (g) Other eligible expenditures for the funds available shall include the cost of design, engineering, testing, inspection, plan checking, construction management, site development, evaluation and response action costs relating to hazardous substances at the existing schoolsite, demolition, construction, acquisition and installation of portable classrooms, landscaping, necessary utility costs, utility connections and other fees, equipment including telecommunication equipment to increase school security, furnishings, and the upgrading of electrical systems or the wiring or cabling of classrooms in order to accommodate educational technology. Funding received by the school district pursuant to this section may also be used for the costs of designs and materials that promote the efficient use of energy and water, the maximum use of natural lighting and indoor air quality, the use of recycled materials and materials that emit a minimum of toxic substances, the use of acoustics conducive to teaching and learning, and other characteristics of high performance schools.

ATTACHMENT A

(h) The Lynwood Unified School District shall ensure that it retains all financial accounts, documents, and records necessary for an audit of any projects funded pursuant to this section. For purposes of this subdivision and in compliance with any applicable state and federal standards, the Lynwood Unified School District may maintain records electronically.

(i) The Lynwood Unified School District shall engage an independent auditor to perform a financial and compliance audit performed in accordance with General Accounting Office standards for financial and compliance audits within one year of final submission of the final expenditure report. The audit shall be filed and certified by the Controller in accordance with the procedures outlined in subdivision (c) of Section 41024 of the Education Code, as applicable. The auditor shall ensure that the project is in compliance with the terms of the grant agreement and the requirements of this section. The Office of Public School Construction shall provide technical assistance to the Lynwood Unified School District, as needed.

(j) The Lynwood Unified School District shall adhere to all laws pertaining to the construction of public schools and public works projects, including, but not limited to, those applicable laws in the Public Contract Code, the Labor Code, and the Education Code. The Lynwood Unified School District shall obtain written approval of the State Department of Education that the building plans and specifications comply with the standards adopted by the department pursuant to subdivision (c) of Section 17251 of the Education Code.

(k) Buildings replaced with funds appropriated pursuant to this section for the applicable project, including interim housing facilities that are not temporary in nature, shall not also be eligible for new construction program funds under the Leroy F. Greene School Facilities Act of 1998, also known as the School Facility Program. Buildings replaced with funds from this section for the applicable project shall not also be eligible for modernization program funding under the School Facility Program for the same scope of work.

APPLICANT DATA

Applicant: Lynwood Unified **PTN:** N/A
Application No: 64/64774-00-001 **County:** Los Angeles
School Name: Lynwood High

HISTORY OF PROJECT FUNDING

	Fund Code	Proposition	Previously Authorized	Authorized This Action	State Apportionment This Action
<u>State Share</u>	001-6477	GF	\$	\$ 6,496,601.43	\$ 6,496,601.43
<u>Applicant Share</u>					
District Contribution					
Total			\$ <u>0.00</u>	\$ <u>6,496,601.43</u>	\$ <u>6,496,601.43</u>
Funding Source:	General Funds 2022/2023				

APPLICATION DATA

PROGRAM GRANT DATA

Type of Project:	High School	Demolition	\$ 6,496,601.43
		Total Project Cost	\$ <u>6,496,601.43</u>

STIPULATED TERMS & NEXT STEPS

The Applicant shall ensure that it is in compliance with all applicable laws, codes, and regulations.

The Applicant is responsible for ensuring that the project is compliant with Prevailing Wage Monitoring and/or Labor Compliance Program requirements at the time construction contracts are executed and/or construction commenced.

Prior to the release of any funds, the Applicant shall execute a grant agreement and demonstrate that at least 50 percent of construction costs represented in each cost estimate are under binding contract.

Funds not allocated or spent in accordance with program requirements, or savings achieved from funds appropriated pursuant to Section 135 of AB 181 (Statutes of 2022), shall revert back to the General Fund after June 30, 2028.

State of California
State Allocation Board

CALIFORNIA PRESCHOOL, TRANSITIONAL
KINDERGARTEN AND FULL-DAY
KINDERGARTEN FACILITIES GRANT PROGRAM

This Resolution of the State Allocation Board (hereafter referred to as the "Board") is applicable to the appropriate sections of the Education Code and is described and filed in the office of the Executive Officer and will be made available to all interested parties as the Resolution pertains to the documents attached hereto. Said documents were acted upon by the Board at its meeting on January 24, 2024.

WHEREAS, the Board has determined to be approvable a number of projects for new construction or retrofit eligibility of kindergarten facilities for school districts, it is making apportionments and/or adjustments for the grant amounts for projects that meet the Board's criteria for the apportionment of grants pursuant to Education Code Section 17375.

NOW THEREFORE, BE IT RESOLVED:

1. The Board anticipates that the school district(s) will pay certain capital expenditures in connection with some or all of the project(s) cost.
2. The Board, acting on behalf of the State, hereby declares that it is the State's official intent to use General Fund proceeds that are available for such purpose, consistent with the requirements of law that are in effect at the time the funds are available, to provide grants, in accordance with applicable laws and regulations.
3. This Resolution shall be continuously available for inspection by the general public during normal business hours at the office of the Board at 707 3rd Street, 4th Floor, West Sacramento, California, commencing within one week after the date of enactment of this Resolution.

I, the undersigned, duly authorized as the Deputy Executive Officer of the Office of Public School Construction, on behalf of the State Allocation Board, do hereby certify the foregoing to be true and correct, and that this Resolution was adopted at a meeting of said Board on January 24, 2024 at Sacramento, California.



Michael Watanabe
Deputy Executive Officer
Office of Public School
Construction, on behalf of the
State Allocation Board

SCHOOL DISTRICT DATA

Application No: 70/66316-00-001

County: Nevada

School District: Chicago Park Elementary

School Name: Chicago Park Elementary

PROJECT DATA

Type of Project:	New Construction	Application Filing Basis:	Site Specific
Total Pupils Assigned:	25	Total Classrooms:	1
Preschool:	0	Preschool:	0
Transitional K:	25	Transitional K:	1
Kindergarten:	0	Kindergarten:	0
Financial Hardship Requested:	Yes	Recommended Acres:	
Preference Points:	40	Existing Acres:	

ADJUSTED GRANT DATA

PROJECT FINANCING

TK New Construction	\$ 365,575.00	State Share	
Fire Detection/Alarm	425.00	This Project	\$ 754,341.00
Project Assistance	8,943.00	District Share	
Site Development	127,951.00	Cash Contribution	
Conversion Grant	251,447.00	Financial Hardship	251,447.00
State Grant Total	<u>754,341.00</u>	Total Project Cost	<u><u>\$1,005,788.00</u></u>
District Share	251,447.00		
Total Project Cost	<u><u>\$1,005,788.00</u></u>		

HISTORY OF PROJECT COST AND APPORTIONMENT

	Fund Code	Previously Authorized	Authorized This Action	Apportionment This Action
State Share				
New Construction/Additional Grant	1027-2122	\$ 763,529.00	\$ (9,188.00)	\$(9,188.00)
District Share				
Cash Contribution				
Financial Hardship	1027-2122	254,509.00	(3,062.00)	(3,062.00)
Total		<u>\$ 1,018,038.00</u>	<u>\$ (12,250.00)</u>	<u>\$ (12,250.00)</u>

Funding Source: General Fund California Preschool, Transitional Kindergarten and Full-Day Kindergarten Facilities Grant Program

This project is being amended as a result of the removal of the previously authorized additional grant for automatic sprinkler system, which was not included in the approved plans and specifications.

The District shall ensure that it is in compliance with all applicable laws, regulations and certifications it made on the program forms.

This project is subject to the Grant Agreement submittal pursuant to Regulation Section 1860.17.

The District is responsible for ensuring that the project is compliant with Prevailing Wage Monitoring and/or Labor Compliance Program requirements at the time construction contracts are executed and/or construction commenced.

The District qualifies for financial hardship pursuant to Regulation Section 1860.14(a)(3). The District has demonstrated it is financially unable to provide all or a part of the matching funds and is levying the developer fees or equal alternative revenue source justified by law. The District's total bonding capacity as of March 9, 2022 is \$5 million or less.

Advance funds in the amount of \$146,230.00 were previously released to the District. The remaining funds in the amount of \$859,558.00 (\$1,005,788.00 less advance funds released and available district contribution) will be released by OPSC upon the receipt of a valid, signed Grant Agreement as specified in Regulation Section 1860.17 and a complete *Fund Release Request* (Form SAB 70-02).

Pursuant to Regulation Section 1860.19(b)(4), any savings, including interest, unexpended or unencumbered after one year from the completion of the project, as specified in Section 1860.18, must be returned to the State.

SCHOOL DISTRICT DATA

Application No: 70/61549-00-001

County: Butte

School District: Thermalito Union Elementary

School Name: Poplar Avenue Elementary

PROJECT DATA

Type of Project:	New Construction	Application Filing Basis:	Site Specific
Total Pupils Assigned:	125	Total Classrooms:	5
Preschool:	0	Preschool:	0
Transitional K:	100	Transitional K:	4
Kindergarten:	25	Kindergarten:	1
Financial Hardship Requested:	Yes	Recommended Acres:	
Preference Points:	67	Existing Acres:	

ADJUSTED GRANT DATA

PROJECT FINANCING

TK New Construction	\$1,462,300.00	State Share	
FDK New Construction	365,575.00	This Project	\$3,471,073.00
Fire Detection/Alarm	2,125.00	District Share	
Project Assistance	8,943.00	Cash Contribution	31,246.00
Site Development	639,756.00	Financial Hardship	1,455,079.00
Conversion Grant	992,374.00	Total Project Cost	<u>\$4,957,398.00</u>
State Grant Total	<u>3,471,073.00</u>		
District Share	1,486,325.00		
Total Project Cost	<u>\$4,957,398.00</u>		

HISTORY OF PROJECT COST AND APPORTIONMENT

	Fund Code	Previously Authorized	Authorized This Action	Apportionment This Action
<u>State Share</u>				
New Construction/Additional Grant	1027-2122	\$3,513,948.00	\$(42,875.00)	\$(42,875.00)
<u>District Share</u>				
Cash Contribution		31,246.00		
Financial Hardship	1027-2122	1,473,454.00	(18,375.00)	(18,375.00)
Total		<u>\$5,018,648.00</u>	<u>\$(61,250.00)</u>	<u>\$(61,250.00)</u>

Funding Source: General Fund California Preschool, Transitional Kindergarten and Full-Day Kindergarten Facilities Grant Program

This project is being amended as a result of the removal of the previously authorized additional grant for automatic sprinkler system, which was not included in the approved plans and specifications.

The District shall ensure that it is in compliance with all applicable laws, regulations and certifications it made on the program forms.

This project is subject to the Grant Agreement submittal pursuant to Regulation Section 1860.17.

The District is responsible for ensuring that the project is compliant with Prevailing Wage Monitoring and/or Labor Compliance Program requirements at the time construction contracts are executed and/or construction commenced.

The District qualifies for financial hardship pursuant to Regulation Section 1860.14(a)(1). The District has demonstrated it is financially unable to provide all or a part of the matching funds and is levying the developer fees or equal alternative revenue source **justified by law**. **The District's outstanding bonded indebtedness at the date of request** (November 4, 2022) is at least 60 percent of its total bonding capacity.

Advance funds in the amount of \$731,150.00 were previously released to the District. The remaining funds in the amount of \$4,195,002.00 (\$4,957,398.00 less advance funds released and available district contribution) will be released by OPSC upon the receipt of a valid, signed Grant Agreement as specified in Regulation Section 1860.17 and a complete *Fund Release Request* (Form SAB 70-02).

With the exception of School Districts receiving Financial Hardship funding, a portion of the School District's required matching share will be equal to a 75 percent State share and a 50 percent State share for New Construction, pursuant to Regulation Sections 1860.11 and 1860.13.

Pursuant to Regulation Section 1860.19(b)(4), any savings, including interest, unexpended or unencumbered after one year from the completion of the project, as specified in Section 1860.18, must be returned to the State.

SURPLUS SITE SALE PROCEEDS

PURPOSE OF REPORT

To present the Oak Grove School District's (District) request to deposit proceeds from the sale of surplus real property (Miner Elementary school), which was purchased with local funds, into the District's General Fund.

DESCRIPTION

The District is requesting State Allocation Board approval for the transfer of surplus real property sale proceeds into its General Fund for one-time expenditures as identified on Attachment A. The District requests this approval under the authority of Education Code (EC) Section 17463.7.

AUTHORITY

See Attachment B.

BACKGROUND

EC Section 17463.7 eliminates the five-year lockout from the School Facility Program imposed under EC Section 17462 if the surplus property was purchased entirely with local funds. EC Section 17463.7 authorizes the use of surplus real estate sale proceeds for one-time general fund purposes as long as the costs are not related to a school district's on-going operations. The school district must also present a plan to its local governing board regarding the one-time expenditures and explain why these expenditures will not result in on-going fiscal obligations for the school district.

Under EC Section 17463.7, school districts are ineligible for School Facility Program financial hardship funding after the proceeds are deposited into the General Fund. In addition, a school district's financial hardship assistance shall be reduced by an amount equal to that of a school district's one-time expenditure(s). A school district must certify the following:

- that the site sale does not violate local bond restrictions; and
- that the real property is not suitable to meet projected school construction needs for the next ten years.

STAFF ANALYSIS/STATEMENTS

The District has submitted all required documents to support its request.

RECOMMENDATIONS

1. Approve the request to transfer surplus real property proceeds to the District's General Fund as identified on Attachment A.
2. Accept the District's governing board certifications as outlined in the narrative.

ATTACHMENT A

SURPLUS SITE SALE PROCEEDS
State Allocation Board Meeting, January 24, 2024

Oak Grove School District - 50/69625-00-000

The table shown below provides a breakdown of sale proceeds for the District:

Sale proceeds	\$14,700,000.00
General Fund purpose	<14,641,932.33>
<hr/>	
Remaining Balance of the General Fund Reserve	\$58,067.67

The District must submit a separate request, pursuant to Education Code Section 17463.7, if at any time all or any portion(s) of the General Fund Reserve of \$58,067.67 will be expended for one-time only General Fund purposes in the future.

Breakdown of General Fund purpose:

• Early Retirement Incentive	\$5,250,000.00
• Textbook Adoption	2,500,000.00
• Technology – Computer Purchases	2,891,932.33
• Technology – Infrastructure	1,250,000.00
• Vehicles	1,000,000.00
• Green Initiatives	1,750,000.00
Total:	\$14,641,932.33

ATTACHMENT B

Authority

California Education Code Section 17463.7

(as of September 18, 2020)

- (a) Notwithstanding any other law, a school district may deposit the proceeds from the sale or lease of surplus real property, together with any personal property located on the property, purchased with nonstate funds, into the general fund of the school district and may use the proceeds for any one-time general fund purpose. If the purchase of the property was made using the proceeds of a local general obligation bond or revenue derived from developer fees, the amount of the proceeds of the transaction that may be deposited into the general fund of the school district may not exceed the percentage computed by the difference between the purchase price of the property and the proceeds from the transaction, divided by the amount of the proceeds of the transaction. For purposes of this section, proceeds of the transaction means either of the following, as appropriate:
- (1) The amount realized from the sale of property after reasonable expenses related to the sale.
 - (2) For a transaction that does not result in a lump-sum payment of the proceeds of the transaction, the proceeds of the transaction shall be calculated as the net present value of the future cashflow generated by the transaction.
- (b) The State Allocation Board shall reduce an apportionment of hardship assistance awarded to the particular school district pursuant to Article 8 (commencing with Section 17075.10), except an apportionment of hardship assistance awarded pursuant to paragraph (2) of subdivision (b) of Section 17075.10, by an amount equal to the amount of the sale of surplus real property used for a one-time expenditure of the school district pursuant to this section.
- (c) Before a school district exercises the authority granted pursuant to this section, the governing board of the school district shall first submit to the State Allocation Board documents certifying both of the following:
- (1) The sale of real property pursuant to this section does not violate the provisions of a local bond act.
 - (2) The real property is not suitable to meet projected school construction needs for the next 10 years.
- (d) Before the school district exercises the authority granted pursuant to this section, the governing board of the school district shall adopt a plan at a public meeting for expending one-time resources pursuant to this section. The plan shall identify the source and the intended use of the surplus property proceeds and describe the reasons why the expenditure will not result in ongoing fiscal obligations for the school district.
- (e) (1) Except for the sale or lease of surplus real property that has previously operated, or was constructed to be operated, as an early childhood education facility or a school for elementary and secondary instruction, the governing board of a school district shall not be required to appoint a district advisory committee pursuant to Article 1.5 (commencing with Section 17387).
- (2) It is the intent of the Legislature to allow a school district to meet the requirements to offer surplus properties set forth in the Education and Government Codes by making an offer simultaneously to all applicable entities.

- (f) The Office of Public School Construction shall submit an interim and a final report to the State Allocation Board and the budget, education policy, and fiscal committees of the Legislature that identifies the school districts that have exercised the authority granted by this section, the amount of proceeds involved, and the purposes for which those proceeds were used. The interim report shall be submitted by June 1, 2022, and the final report shall be submitted by January 1, 2026.
- (g) For any transaction for the sale or lease of surplus property a school district initiates pursuant to this section before June 30, 2024, the proceeds from the sale or lease transaction that are received after June 30, 2024, shall be considered proceeds that can be deposited in accordance with this section.
- (h) Subdivisions (a) to (e), inclusive, shall become inoperative on July 1, 2024, subdivision (f) shall become inoperative on January 15, 2026, and this section as of January 1, 2027, is repealed.

(Added by Stats. 2020, Ch. 24, Sec. 14. (SB 98) Effective June 29, 2020. Amended by Stats. 2020, Ch. 110, Sec. 8 (SB 820) Effective September 18, 2020. Repealed as of January 1, 2027, by its own provisions.)

ATTACHMENT B
Authority
Title 2. Administration
Division 2. Financial Operations
Chapter 3. Department of General Services
Subchapter 4. Office of Public School Construction
Group 1. State Allocation Board
Subgroup 3.5. Regulations Relating to Surplus School Property; Use of Proceeds;
Return of Moneys from a State School Facilities Fund Program

Section 1700. Definitions.

For the purpose of the provisions of Education Code Sections 17462, and 17462.3, and 17463.7, the terms set forth below shall have the following meanings:

“Apportionment” means a reservation of funds for the purpose of the purchase of real property, modernization of real property, or construction of improvements on real property, that is approved by the Board for a school district, county office of education or Charter School.

“Board” means the State Allocation Board as established by Section 15490 of the Government Code.

“Charter School” shall mean a school as established in California pursuant to Education Code Section 47600, et seq.

“District Representative” means a member of the a school district, county office of education or Charter School staff or other agent authorized on behalf of the school district, county office of education or Charter School to serve as the “District Representative” to execute and file forms with the Board on behalf of the school district, county office of education, or Charter School and/or act as a liaison between the Board and the school district, county office of education or Charter School.

“Form SAB 308” means the *Return of Real Property Sale Proceeds Notification*, Form SAB 308 (New 06/14), which is incorporated by reference.

“Office of Public School Construction (OPSC)” means the State office within the Department of General Services that assists the Board as necessary on behalf of the Director.

“One-time Expenditures” means costs paid by the general funds of a school district that are nonrecurring in nature and do not commit the school district to incur costs in the future, and are exclusive of Ongoing Expenditures.

“Ongoing Expenditures” means costs paid by the general or special funds of a school district in support of employee salaries, benefits and other costs that are associated with ongoing and sustained operations and services except, if approved by the State Allocation Board, a single and one-time payment toward reducing a district’s existing unfunded liability for postemployment benefits other than pensions will be considered a one-time expenditure and not an ongoing expenditure if the following conditions are also met: (1) the unfunded liability was incurred prior to January 1, 2007, (2) the unfunded liability has been determined using actuarial measurement methods as defined in Governmental Accounting Standards Board Statement 45, and (3) the payment is consistent with any plan made by the district according to Assembly Bill 1802, Chapter 79, Section 43(a)(6)(A), Statutes of 2006

(Committee on Budget), as amended by Senate Bill 1131, Chapter 371, Statutes of 2006 (Committee on Budget and Fiscal Review), or a similar plan adopted by the district's governing board.

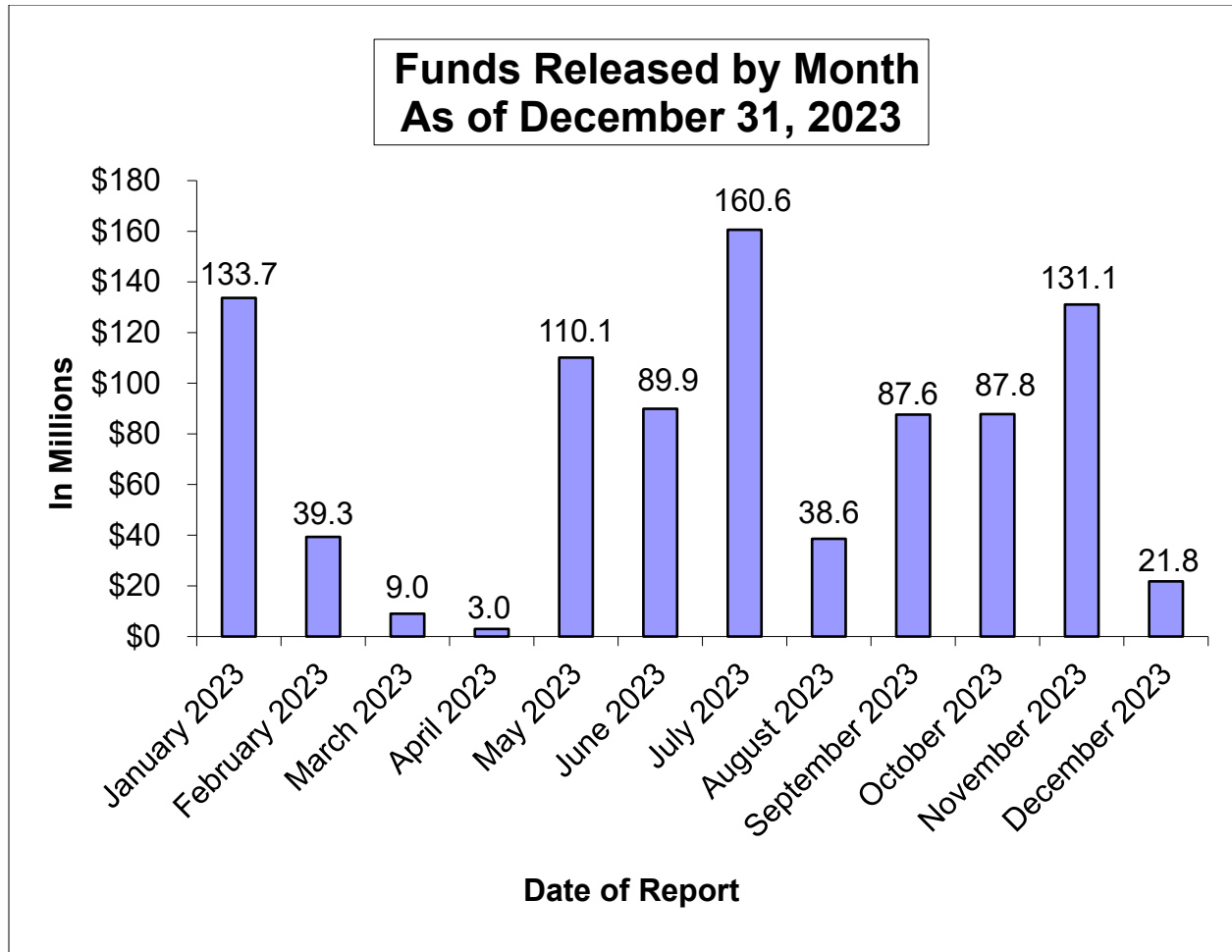
"Portable Facility" means a building of one or more stories that is designed and constructed to be relocatable and transportable over public streets, and with respect to a single story portable building, is designed and constructed for relocation without the separation of the roof or floor from the building and when measured at the most exterior walls, has a floor area not in excess of 2,000 square feet.

Note: Authority cited: Sections 17462, and 17462.3 and 17463.7, Education Code, Section 15490, Government Code.

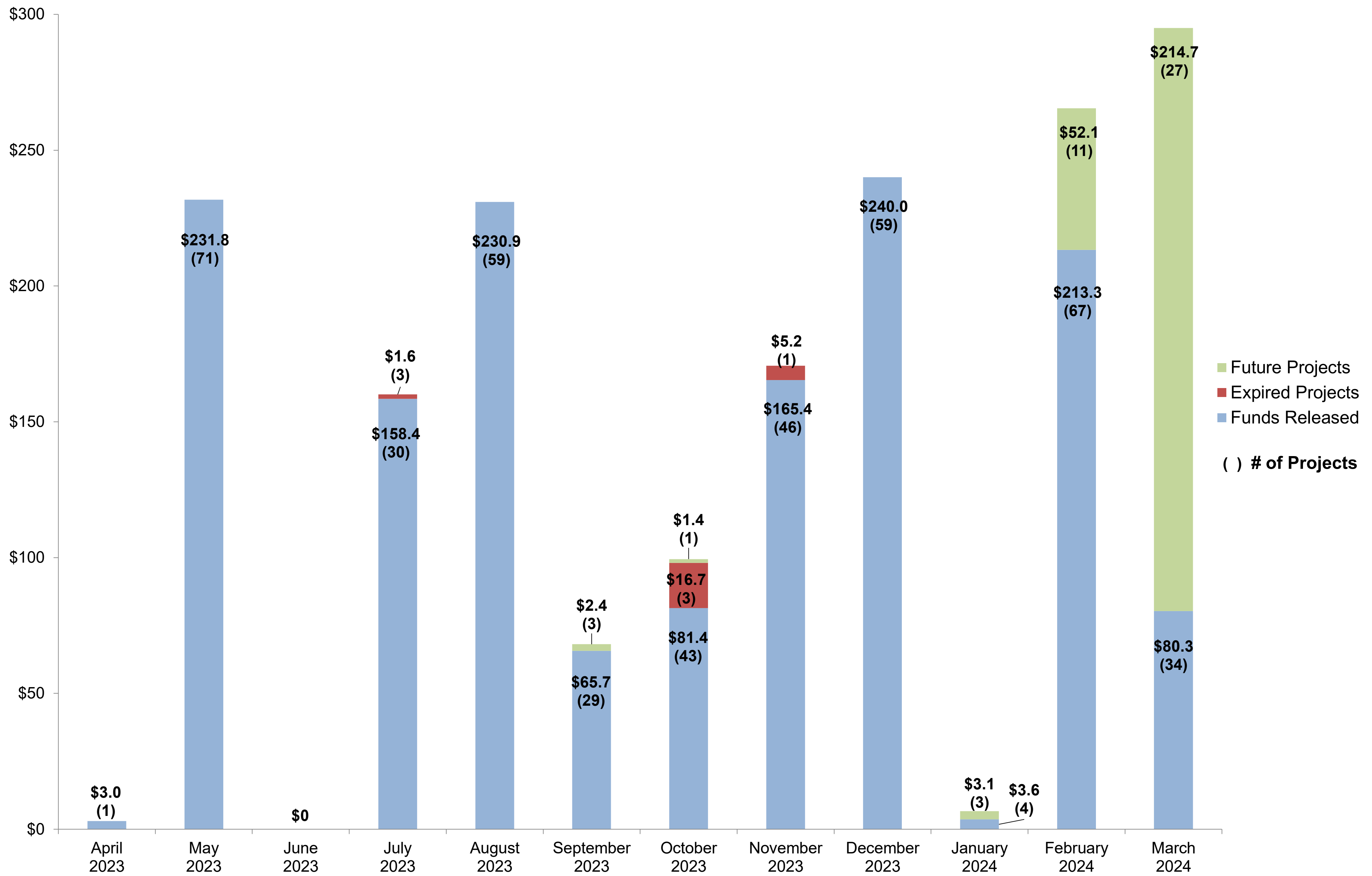
Reference: Sections 17462, 17462.3, 17463.7 and 17463.8, Education Code.

Financial Reports

STATUS OF FUND RELEASES



Status of School Facility Program Apportionments Set to Expire
 due to Time Limit on Fund Release, as of December 4, 2023 SAB
 (in millions of dollars)



SCHOOL FACILITY PROGRAM
Available Funds (in Millions) As of January 24, 2024

AB 181 - Leroy F. Greene School Facilities Act of 1998									
Program	Original Bond Allocation	Remaining Bond Authority as of December 4, 2023	Estimated Approvals for January 24, 2024	Special Items/PIF	Remaining Bond Authority as of January 24, 2024 (excludes Unfunded Approvals)	Accumulated Unfunded Approvals as of December 4, 2023	Estimated Unfunded Approvals for January 24, 2024	Special Items/PIF	Remaining Bond Authority as of January 24, 2024 (includes Unfunded Approvals)
General Fund FY 22/23	\$1,300.0	\$0.0			\$0.0				\$0.0
General Fund FY 23/24	1,960.5	1,578.8	-\$3.0		1,575.8				1,575.8
General Fund FY 24/25	875.0	875.0			875.0				875.0
SUBTOTAL	\$4,135.5	\$2,453.8	-\$3.0	\$0.0	\$2,450.8 ^A	\$0.0	\$0.0	\$0.0	\$2,450.8
Prop. 51 - \$7 Billion - November 2016									
Program	Original Bond Allocation	Remaining Bond Authority as of December 4, 2023	Estimated Approvals for January 24, 2024	Special Items/PIF	Remaining Bond Authority as of January 24, 2024 (excludes Unfunded Approvals)	Accumulated Unfunded Approvals as of December 4, 2023	Estimated Unfunded Approvals for January 24, 2024	Special Items/PIF	Remaining Bond Authority as of January 24, 2024 (includes Unfunded Approvals)
New Construction	\$3,000.0	\$5.2			\$5.2				\$5.2
Modernization	3,000.0	9.1			9.1				9.1
Career Technical Education	500.0	7.4			7.4				7.4
Charter School	500.0	147.0			147.0	-\$129.2			17.8
General Fund FY 21/22	250.0	0.0			0.0				0.0
SUBTOTAL	\$7,250.0	\$168.7	\$0.0	\$0.0	\$168.7 ^A	-\$129.2	\$0.0	\$0.0	\$39.5
Prop. 1D - \$7.3 Billion - November 2006									
Program	Original Bond Allocation	Remaining Bond Authority as of December 4, 2023	Estimated Approvals for January 24, 2024	Special Items/PIF	Remaining Bond Authority as of January 24, 2024 (excludes Unfunded Approvals)	Accumulated Unfunded Approvals as of December 4, 2023	Estimated Unfunded Approvals for January 24, 2024	Special Items/PIF	Remaining Bond Authority as of January 24, 2024 (includes Unfunded Approvals)
New Construction	\$1,900.0	\$0.0			\$0.0				\$0.0
Seismic Repair		0.0			0.0				0.0
Modernization	3,300.0	0.0			0.0				0.0
Career Technical Education	500.0	0.1			0.1				0.1
High Performance Schools	100.0	0.0			0.0				0.0
Overcrowding Relief	1,000.0	6.3			6.3				6.3
Charter School	500.0	105.3			105.3	-\$104.7			0.6
Joint Use	57.5 ^B	0.0			0.0				0.0
SUBTOTAL	\$7,357.5	\$111.7	\$0.0	\$0.0	\$111.7 ^A	-\$104.7	\$0.0	\$0.0	\$7.0
Prop. 55 - \$10 Billion - March 2004									
Program	Original Bond Allocation	Remaining Bond Authority as of December 4, 2023	Estimated Approvals for January 24, 2024	Special Items/PIF	Remaining Bond Authority as of January 24, 2024 (excludes Unfunded Approvals)	Accumulated Unfunded Approvals as of December 4, 2023	Estimated Unfunded Approvals for January 24, 2024	Special Items/PIF	Remaining Bond Authority as of January 24, 2024 (includes Unfunded Approvals)
New Construction	\$4,965.8 ^C	\$11.0 ^D			\$11.0				\$11.0
Modernization	2,250.0	0.0			0.0				0.0
Critically Overcrowded Schools	2,440.0	0.0			0.0				0.0
Charter School	300.0	38.6			38.6	-\$37.3			1.3
Joint Use	66.7 ^E	0.0			0.0				0.0
SUBTOTAL	\$10,022.5	\$49.6	\$0.0	\$0.0	\$49.6 ^A	-\$37.3	\$0.0	\$0.0	\$12.3
TOTAL PAGE 1	\$28,765.5	\$2,783.8	-\$3.0	\$0.0	\$2,780.8	-\$271.2	\$0.0	\$0.0	\$2,509.6

A. Balance of bonding authority excludes unfunded approvals.

B. The original bond allocation of \$29 million augmented by \$21 million from Prior Bond Funds to Joint Use at the 06/27/07 SAB meeting and \$7.5 million at the 7/23/08 SAB meeting pursuant to Assembly Bill 127, Chapter 35, Statutes of 2006 (Perata/Nunez).

C. The original bond allocation of \$4,960,000,000 augmented by \$5,831,911 from Prior Bonds at the 10/6/2010 SAB meeting.

D. It includes the transfer of Critically Overcrowded School Facilities Program Funds to New Construction (transfers in Prop. 55 includes: \$268.8 million approved at the 1/25/2006 SAB meeting, \$318.3 million approved at the 9/23/2009 SAB meeting, \$225 million approved at the 8/4/2010 SAB meeting, \$211.7 million approved at the 12/15/2010 SAB meeting, \$145 million at the 4/25/2012 SAB meeting, \$30.4 million after the 3/20/2013 SAB meeting, and \$32,297 after the 3/26/2014 SAB meeting per SFP Regulation Sections 1859.154 (c)).

E. Original bond allocation of \$50,000,000 augmented by \$15,547,233 from the State School Building Aid Fund at the 2/28/2007 SAB meeting and by \$1,232,224 from Prior Bonds at the 10/6/2010 SAB meeting.

F. Total authority is not available at this time due to outstanding accounts receivable. Proposition 51 \$102,416 for Modernization, Proposition 1D \$44,895 for New Construction and \$97,192 for Charter.

Proposition 55 \$10,754,350 for New Construction and \$391,040 for Charter School.

SCHOOL FACILITY PROGRAM
Available Funds (in Millions) As of January 24, 2024

Prop. 47 - \$11.4 Billion - November 2002									
Program	Original Bond Allocation	Remaining Bond Authority as of December 4, 2023	Estimated Approvals for January 24, 2024	Special Items/PIF	Remaining Bond Authority as of January 24, 2024 (excludes Unfunded Approvals)	Accumulated Unfunded Approvals as of December 4, 2023	Estimated Unfunded Approvals for January 24, 2024	Special Items/PIF	Remaining Bond Authority as of January 24, 2024 (includes Unfunded Approvals)
New Construction	\$6,250.0	\$0.2			\$0.2				\$0.2
Modernization	3,300.0	0.0			0.0				0.0
Critically Overcrowded Schools	1,700.0	0.0			0.0				0.0
Charter School	100.0	7.0			7.0	-\$6.7			0.3
Joint Use	50.0	0.0			0.0				0.0
SUBTOTAL	\$11,400.0	\$7.2	\$0.0	\$0.0	\$7.2^A	-\$6.7	\$0.0	\$0.0	\$0.5

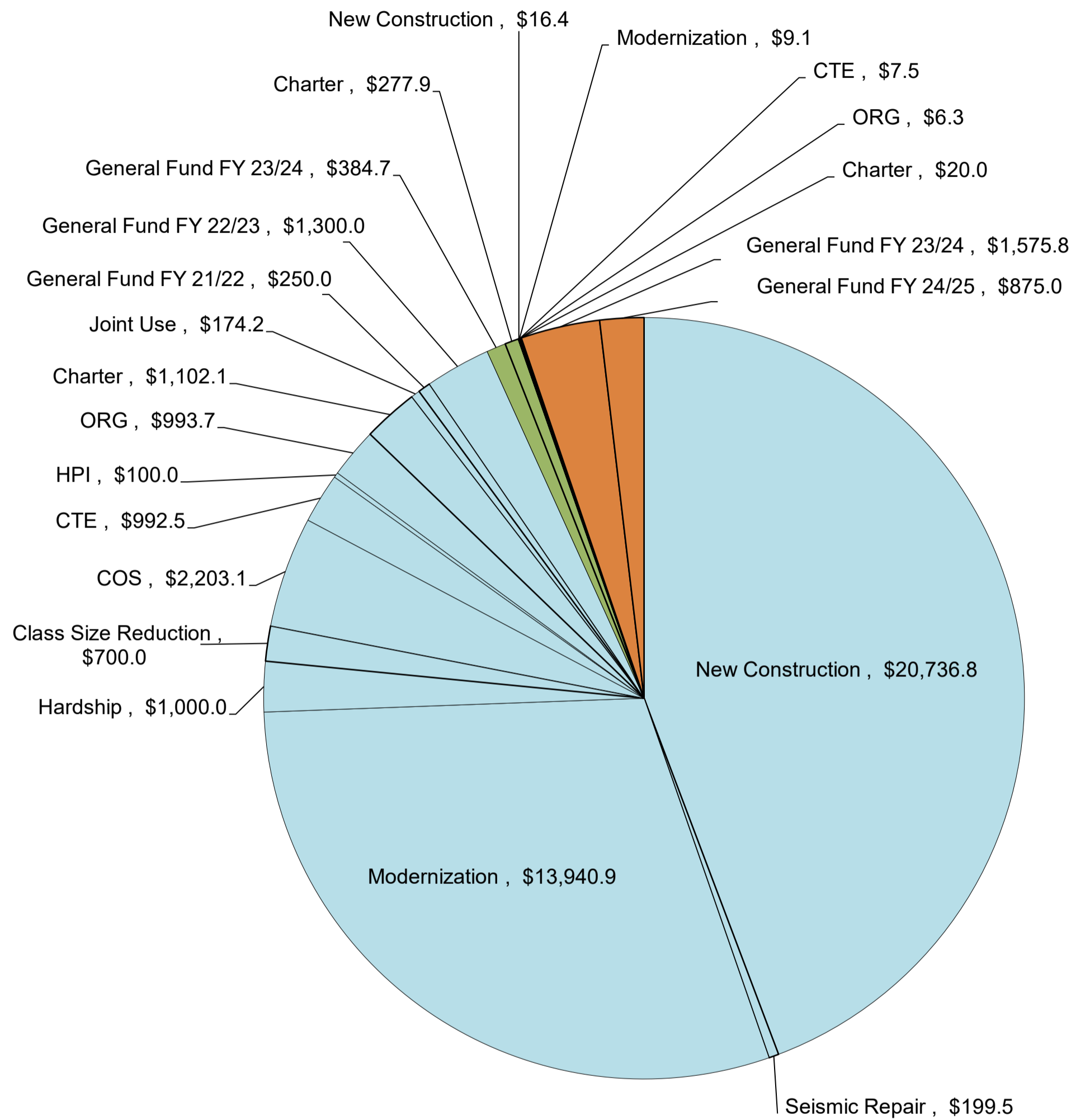
Prop. 1A - \$6.7 Billion - November 1998									
Program	Original Bond Allocation	Remaining Bond Authority as of December 4, 2023	Estimated Approvals for January 24, 2024	Special Items/PIF	Remaining Bond Authority as of January 24, 2024 (excludes Unfunded Approvals)	Accumulated Unfunded Approvals as of December 4, 2023	Estimated Unfunded Approvals for January 24, 2024	Special Items/PIF	Remaining Bond Authority as of January 24, 2024 (includes Unfunded Approvals)
New Construction	\$2,900.0	\$0.0			\$0.0				\$0.0
Modernization	2,100.0	0.0			0.0				0.0
Hardship	1,000.0	0.0			0.0				0.0
Class Size Reduction	700.0	0.0			0.0				0.0
SUBTOTAL	\$6,700.0	\$0.0	\$0.0	\$0.0	\$0.0^A	\$0.0	\$0.0	\$0.0	\$0.0
TOTAL PAGE 2	\$18,100.0	\$7.2	\$0.0	\$0.0	\$7.2	-\$6.7	\$0.0	\$0.0	\$0.5
TOTAL FROM PAGE 1	\$28,765.5	\$2,783.8	-\$3.0	\$0.0	\$2,780.8	-\$271.2	\$0.0	\$0.0	\$2,509.6
GRAND TOTAL	\$46,865.5	\$2,791.0	-\$3.0	\$0.0	\$2,788.0	-\$277.9	\$0.0	\$0.0	\$2,510.1

California Preschool, Transitional and Full-Day Kindergarten Facilities Grant Program

Program	Appropriation	Remaining Authority as of December 4, 2023	Estimated Approvals for January 24, 2024	Miscellaneous Adjustments for January 24, 2024	Remaining Authority as of January 24, 2024
Chapter 32, Statutes of 2018 (AB 1808) - Full-Day Kindergarten (FY 18/19)	\$100.0	\$0.0			\$0.0
AB 130 California Preschool, Transitional and Full-Day Kindergarten FY 21-22	490.0	0.0	\$0.1		\$0.1
AB 181 California Preschool, Transitional and Full-Day Kindergarten FY 22-23	100.0	0.0			\$0.0
SB 114 California Preschool, Transitional and Full-Day Kindergarten FY 24-25	550.0	550.0			\$550.0
TOTAL	\$1,240.0	\$550.0	\$0.1	\$0.0	\$550.1

A. Balance of Bonding Authority Excludes Unfunded Approvals.

AB 181, Proposition 51, 1D, 55, 47, and 1A
 Bond Authority - \$46.866 billion
 (in millions of dollars)

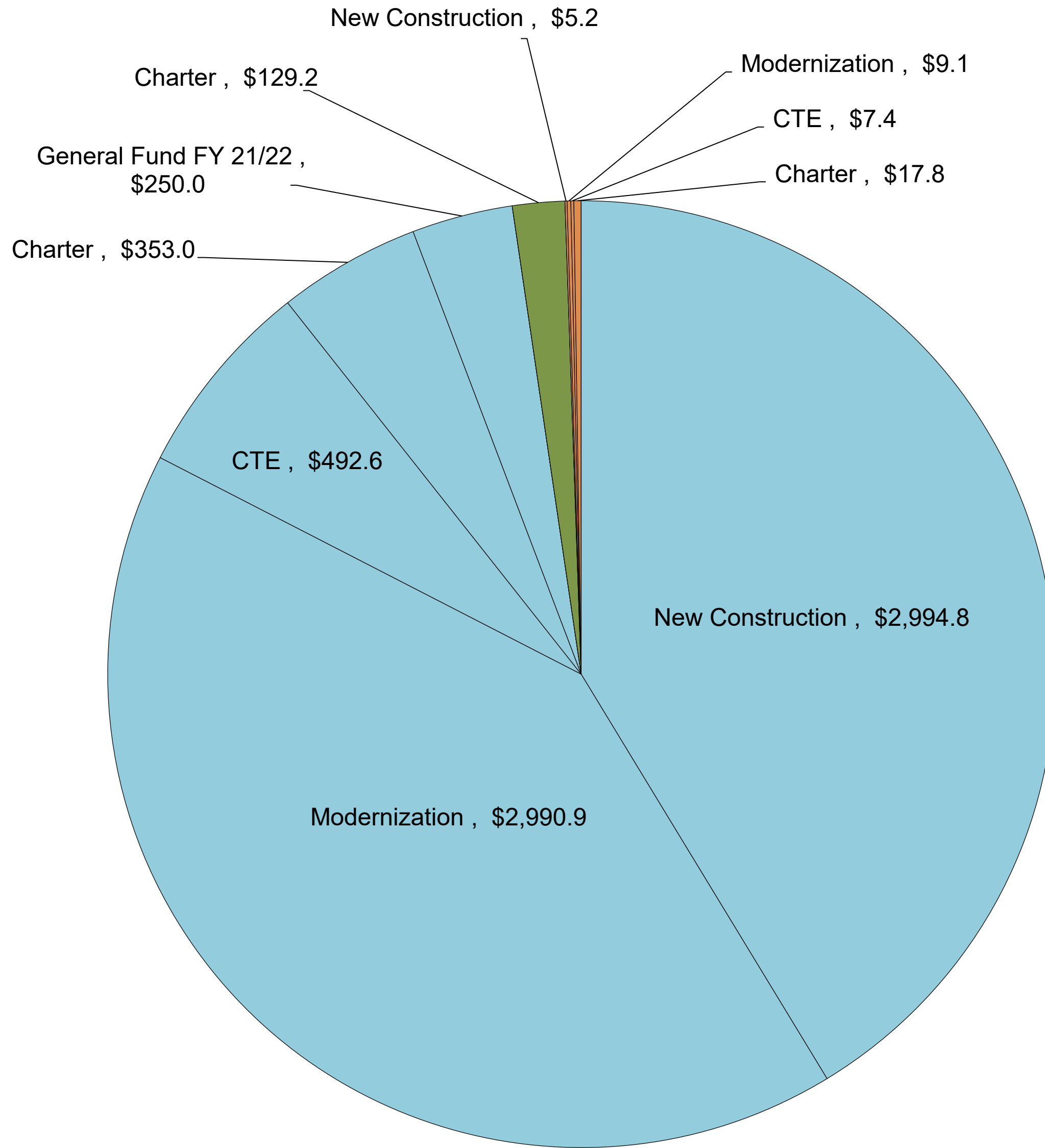


AB 181, Proposition 51, 1D, 55, 47, and 1A Totals		
New Construction*	\$ 20,736.8	
<i>Seismic Repair</i>	\$ 199.5	
Modernization	\$ 13,940.9	
Hardship	\$ 1,000.0	
Class Size Reduction	\$ 700.0	
COS	\$ 2,203.1	
CTE	\$ 992.5	
HPI	\$ 100.0	
ORG	\$ 993.7	
Charter	\$ 1,102.1	
Joint Use	\$ 174.2	
General Fund FY 21/22	\$ 250.0	
General Fund FY 22/23	\$ 1,300.0	
General Fund FY 23/24	\$ 384.7	
General Fund FY 24/25	\$ -	
Apportioned	\$ 44,077.5	94.1%
New Construction	\$ -	
<i>Seismic Repair</i>	\$ -	
Modernization	\$ -	
Hardship	\$ -	
Class Size Reduction	\$ -	
COS	\$ -	
CTE	\$ -	
HPI	\$ -	
ORG	\$ -	
Charter	\$ 277.9	
Joint Use	\$ -	
General Fund FY 21/22	\$ -	
General Fund FY 22/23	\$ -	
General Fund FY 23/24	\$ -	
General Fund FY 24/25	\$ -	
Unfunded Approvals	\$ 277.9	0.6%
New Construction	\$ 16.4	
<i>Seismic Repair</i>	\$ -	
Modernization	\$ 9.1	
Hardship	\$ -	
Class Size Reduction	\$ -	
COS	\$ -	
CTE	\$ 7.5	
HPI	\$ -	
ORG	\$ 6.3	
Charter	\$ 20.0	
Joint Use	\$ -	
General Fund FY 21/22	\$ -	
General Fund FY 22/23	\$ -	
General Fund FY 23/24	\$ 1,575.8	
General Fund FY 24/25	\$ 875.0	
Remaining Bond Authority	\$ 2,510.1	5.4%
Grand Total	\$ 46,866	100.0%

*Includes Energy Efficiency, Small High Schools, Seismic Repair, and the transfer of Critically Overcrowded School Facilities Program Funds to New Construction (\$700 million and \$68.1 million from Prop. 47; \$268.8 million, \$318.3 million, \$225 million, \$211.7 million, \$145 million, and \$30.4 million from Prop. 55). Also, Prop 55 includes \$5.8 million from the Lease Purchase Program on October 6, 2010.

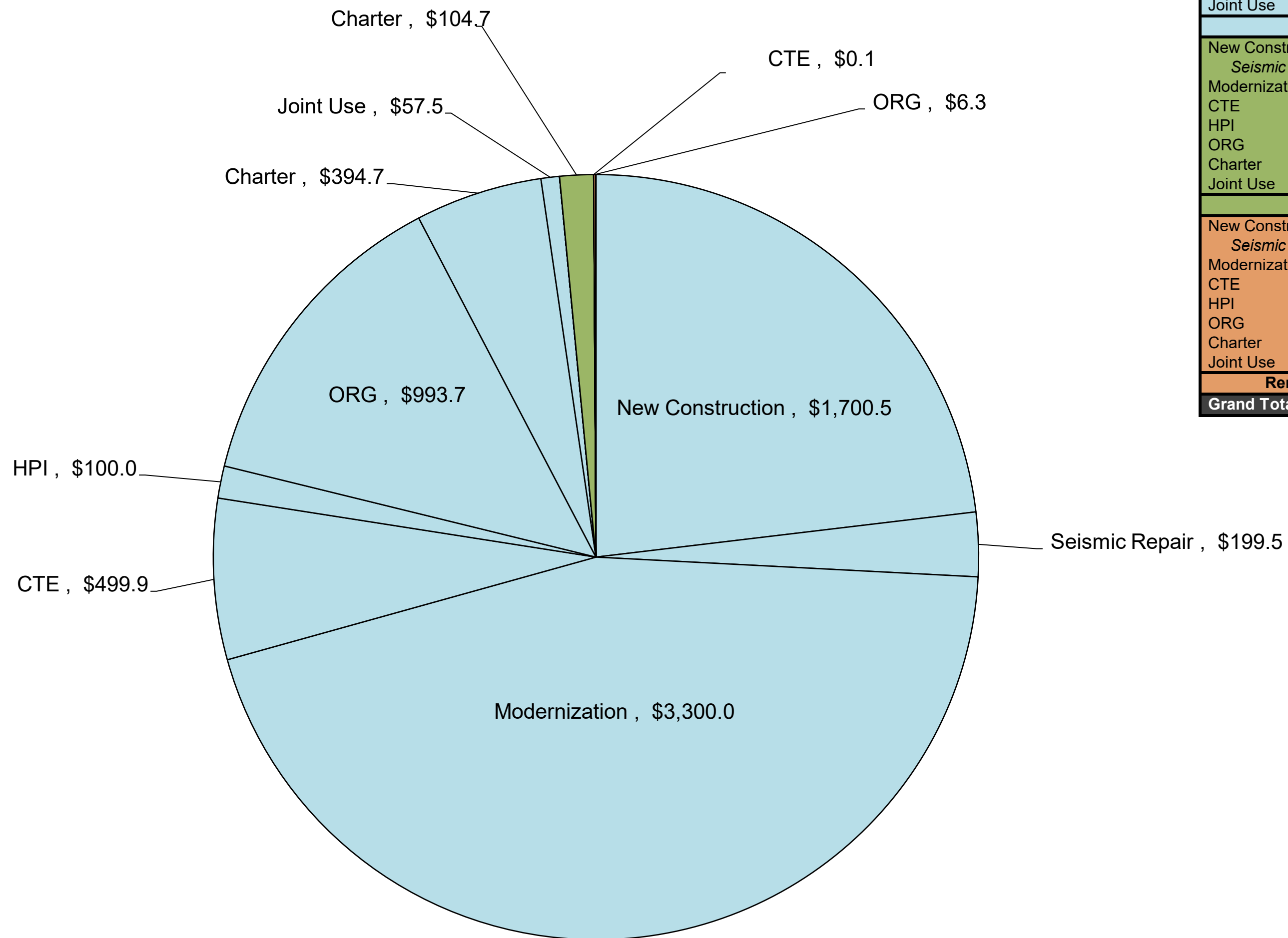
Proposition 51 Bond Authority - \$7.250 billion

(in millions of dollars)



Proposition 51 Totals		
New Construction	\$ 2,994.8	
Modernization	\$ 2,990.9	
CTE	\$ 492.6	
Charter	\$ 353.0	
General Fund FY 21/22	\$ 250.0	
Apportioned	\$ 7,081.3	97.7%
New Construction	\$ -	
Modernization	\$ -	
CTE	\$ -	
Charter	\$ 129.2	
General Fund FY 21/22	\$ -	
Unfunded Approvals	\$ 129.2	1.8%
New Construction	\$ 5.2	
Modernization	\$ 9.1	
CTE	\$ 7.4	
Charter	\$ 17.8	
General Fund FY 21/22	\$ -	
Remaining Bond Authority	\$ 39.5	0.5%
Grand Total	\$ 7,250	100.0%

Proposition 1D Bond Authority - \$7.358 billion (in millions of dollars)

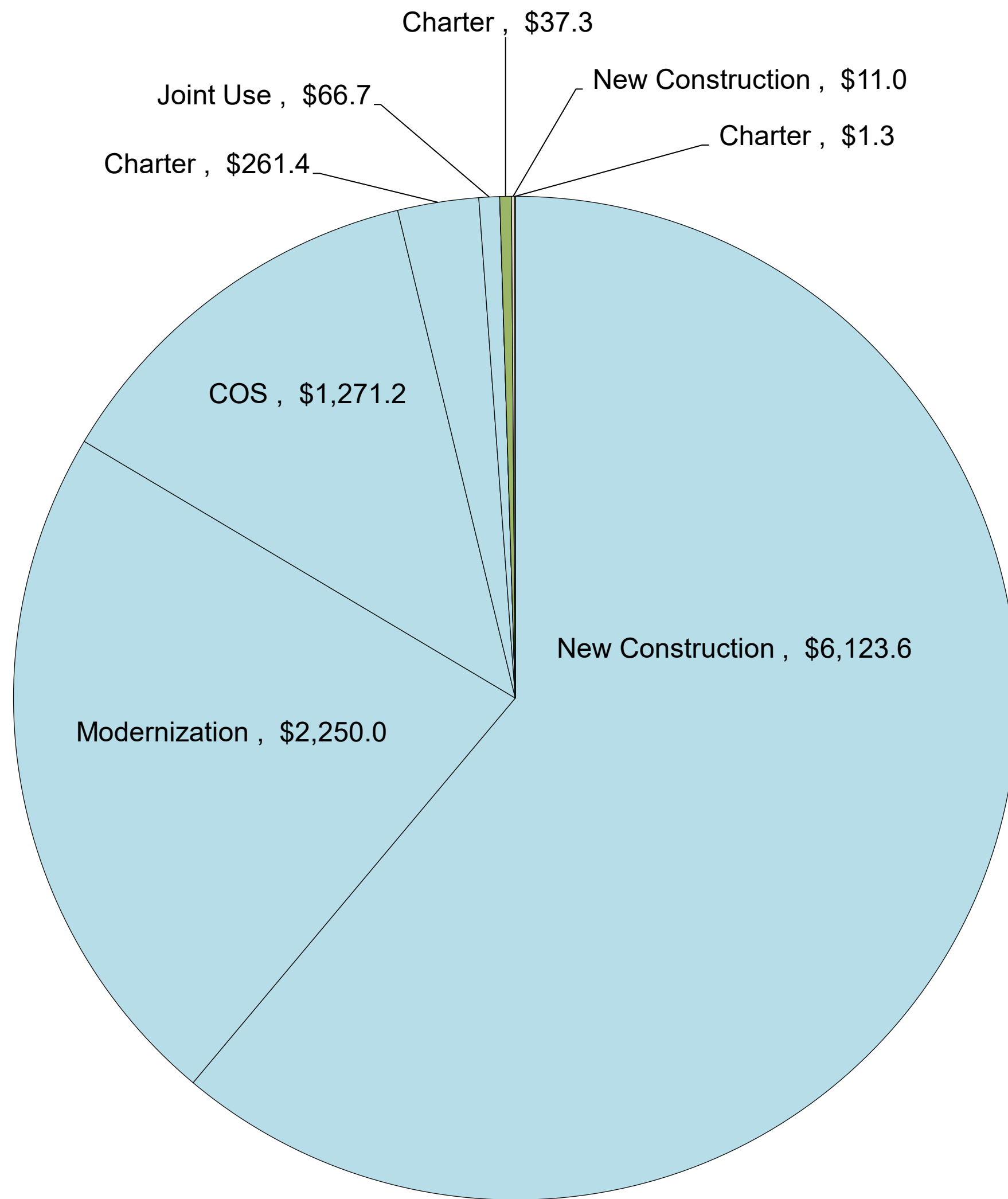


Proposition 1D Totals		
New Construction	\$ 1,700.5	
<i>Seismic Repair</i>	\$ 199.5	
Modernization	\$ 3,300.0	
CTE	\$ 499.9	
HPI	\$ 100.0	
ORG	\$ 993.7	
Charter	\$ 394.7	
Joint Use	\$ 57.5	
Apportioned	\$ 7,245.8	98.5%
New Construction	\$ -	
<i>Seismic Repair</i>	\$ -	
Modernization	\$ -	
CTE	\$ -	
HPI	\$ -	
ORG	\$ -	
Charter	\$ 104.7	
Joint Use	\$ -	
Unfunded Approvals	\$ 104.7	1.4%
New Construction	\$ -	
<i>Seismic Repair</i>	\$ -	
Modernization	\$ -	
CTE	\$ 0.1	
HPI	\$ -	
ORG	\$ 6.3	
Charter	\$ 0.6	
Joint Use	\$ -	
Remaining Bond Authority	\$ 7.0	0.1%
Grand Total	\$ 7,358	100.0%

Proposition 55

Bond Authority - \$10.023 billion

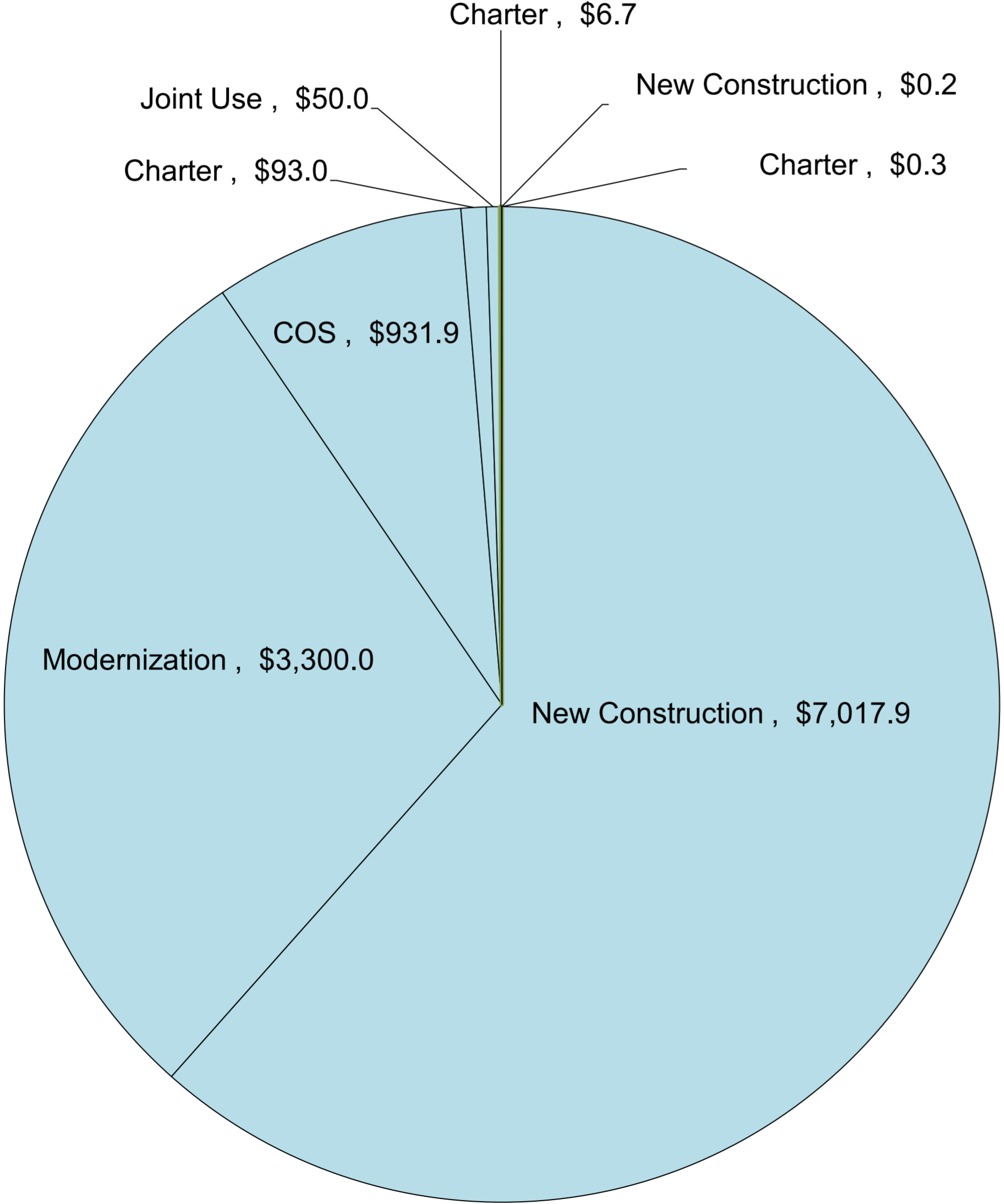
(in millions of dollars)



Proposition 55 Totals		
New Construction	\$ 6,123.6	
Modernization	\$ 2,250.0	
COS	\$ 1,271.2	
Charter	\$ 261.4	
Joint Use	\$ 66.7	
Apportioned	\$ 9,972.9	99.5%
New Construction	\$ -	
Modernization	\$ -	
COS	\$ -	
Charter	\$ 37.3	
Joint Use	\$ -	
Unfunded Approvals	\$ 37.3	0.4%
New Construction	\$ 11.0	
Modernization	\$ -	
COS	\$ -	
Charter	\$ 1.3	
Joint Use	\$ -	
Remaining Bond Authority	\$ 12.3	0.1%
Grand Total	\$ 10,023	100.0%

Proposition 47 Bond Authority - \$11.400 billion

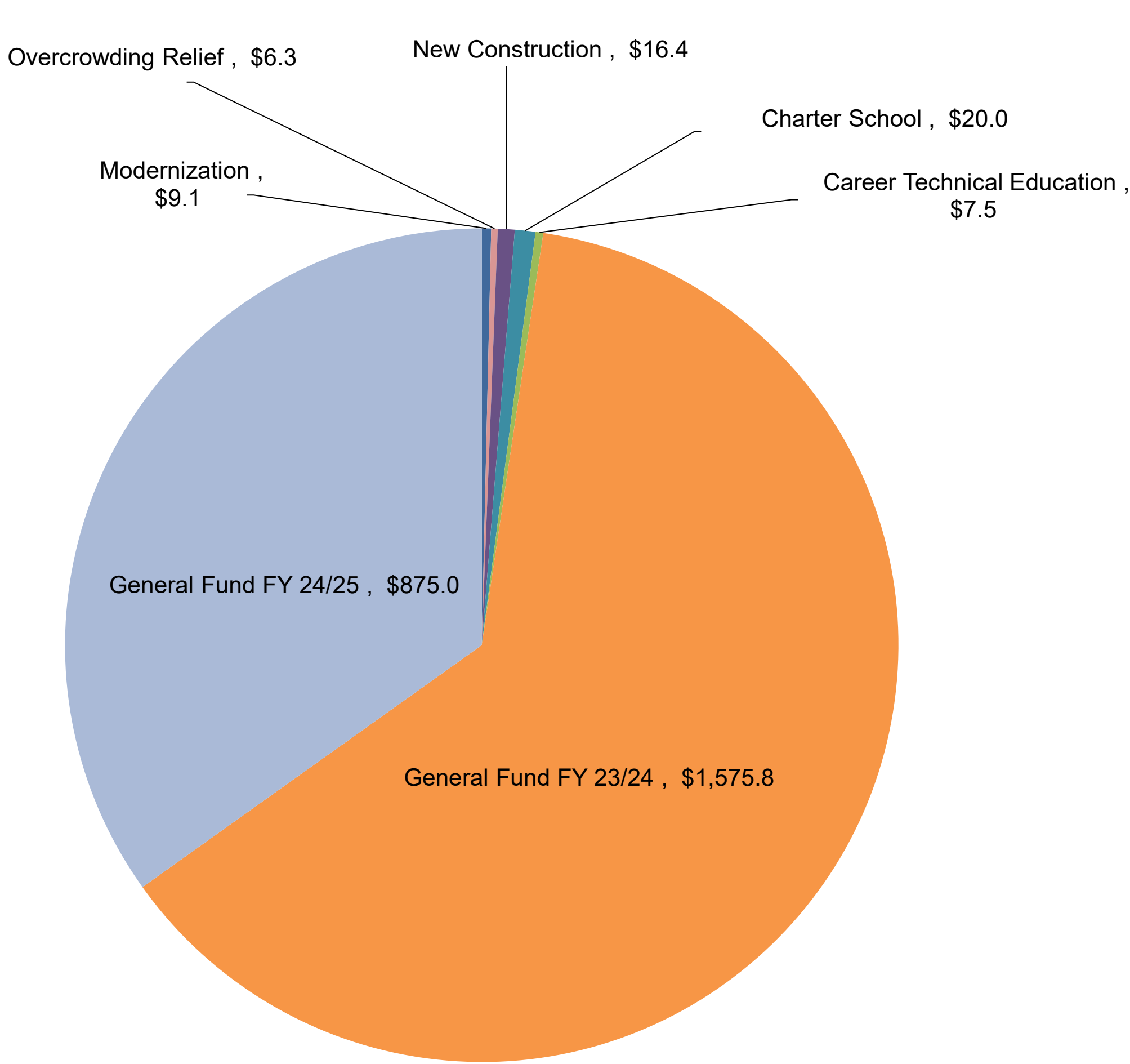
(in millions of dollars)



Proposition 47 Totals		
New Construction	\$ 7,017.9	
Modernization	\$ 3,300.0	
COS	\$ 931.9	
Charter	\$ 93.0	
Joint Use	\$ 50.0	
Apportioned	\$ 11,392.8	99.9%
New Construction	\$ -	
Modernization	\$ -	
COS	\$ -	
Charter	\$ 6.7	
Joint Use	\$ -	
Unfunded Approvals	\$ 6.7	0.1%
New Construction	\$ 0.2	
Modernization	\$ -	
COS	\$ -	
Charter	\$ 0.3	
Joint Use	\$ -	
Remaining Bond Authority	\$ 0.5	0.0%
Grand Total	\$ 11,400	100.0%

Remaining Bond Authority - \$2,510.1 million

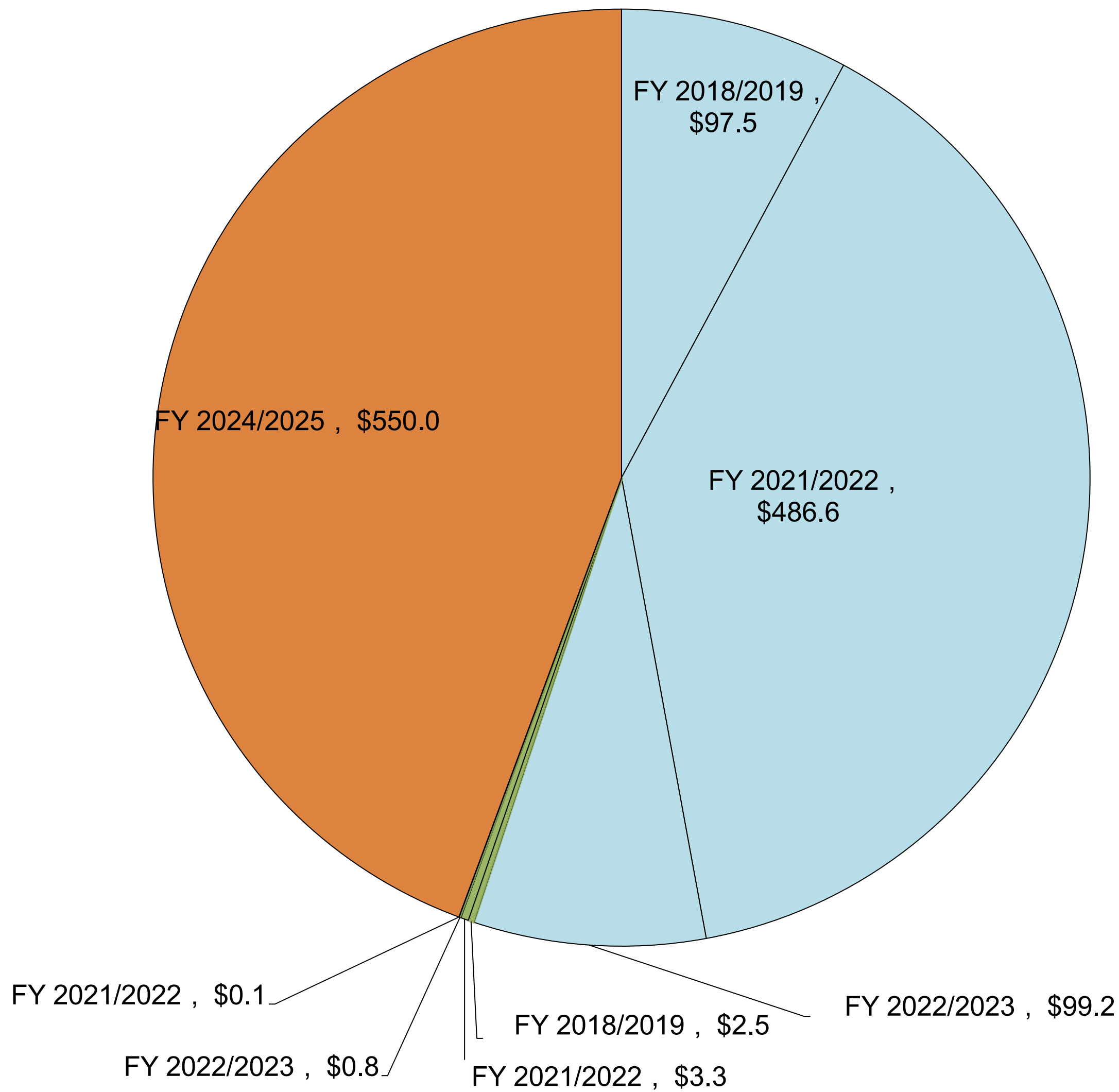
(by program, in millions)
As of January 24, 2024 SAB



Remaining Bond Authority (in millions)	
Modernization	\$ 9.1
Overcrowding Relief	\$ 6.3
Seismic Repair	\$ -
New Construction	\$ 16.4
Charter School	\$ 20.0
High Performance Schools	\$ -
Critically Overcrowded Schools	\$ -
Hardship	\$ -
Career Technical Education	\$ 7.5
General Fund FY 21/22	\$ -
General Fund FY 22/23	\$ -
General Fund FY 23/24	\$ 1,575.8
General Fund FY 24/25	\$ 875.0
Grand Total	\$ 2,510.1

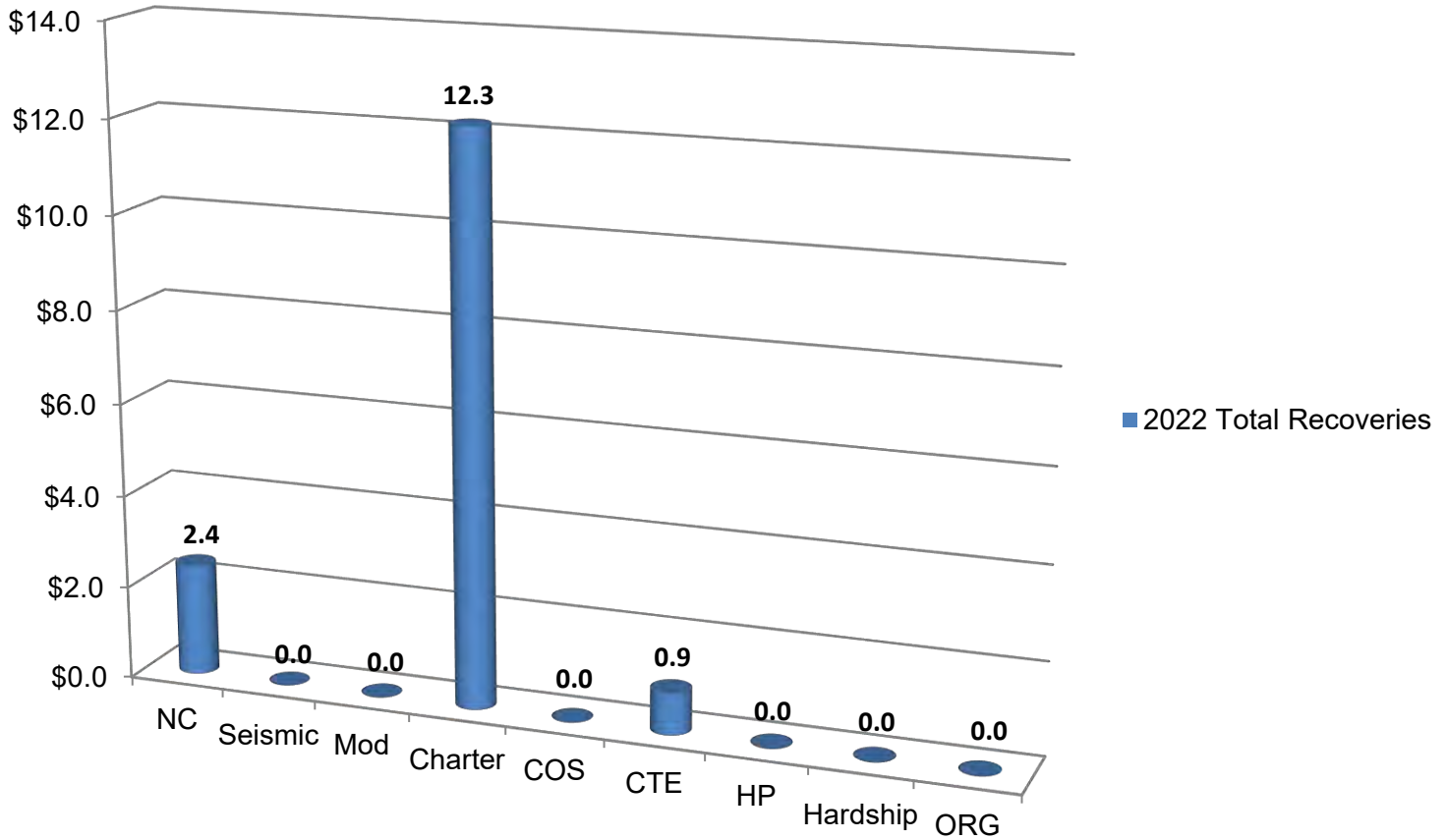
California Preschool, Transitional and Full-Day Kindergarten Facilities Grant Program - \$1,240 million

(in millions of dollars)



California Preschool, Transitional and Full-Day Kindergarten Facilities Grant Program Totals		
FY 2018/2019	\$ 97.5	
FY 2021/2022	\$ 486.6	
FY 2022/2023	\$ 99.2	
FY 2024/2025	\$ -	
Apportioned	\$ 683.3	55.1%
FY 2018/2019	\$ 2.5	
FY 2021/2022	\$ 3.3	
FY 2022/2023	\$ 0.8	
FY 2024/2025	\$ -	
Administrative Costs	\$ 6.6	0.5%
FY 2018/2019	\$ -	
FY 2021/2022	\$ 0.1	
FY 2022/2023	\$ -	
FY 2024/2025	\$ 550.0	
Remaining Authority	\$ 550.1	44.4%
Grand Total	\$ 1,240	100.0%

Fund Recoveries* – 2022 (Totals represented in millions of dollars)



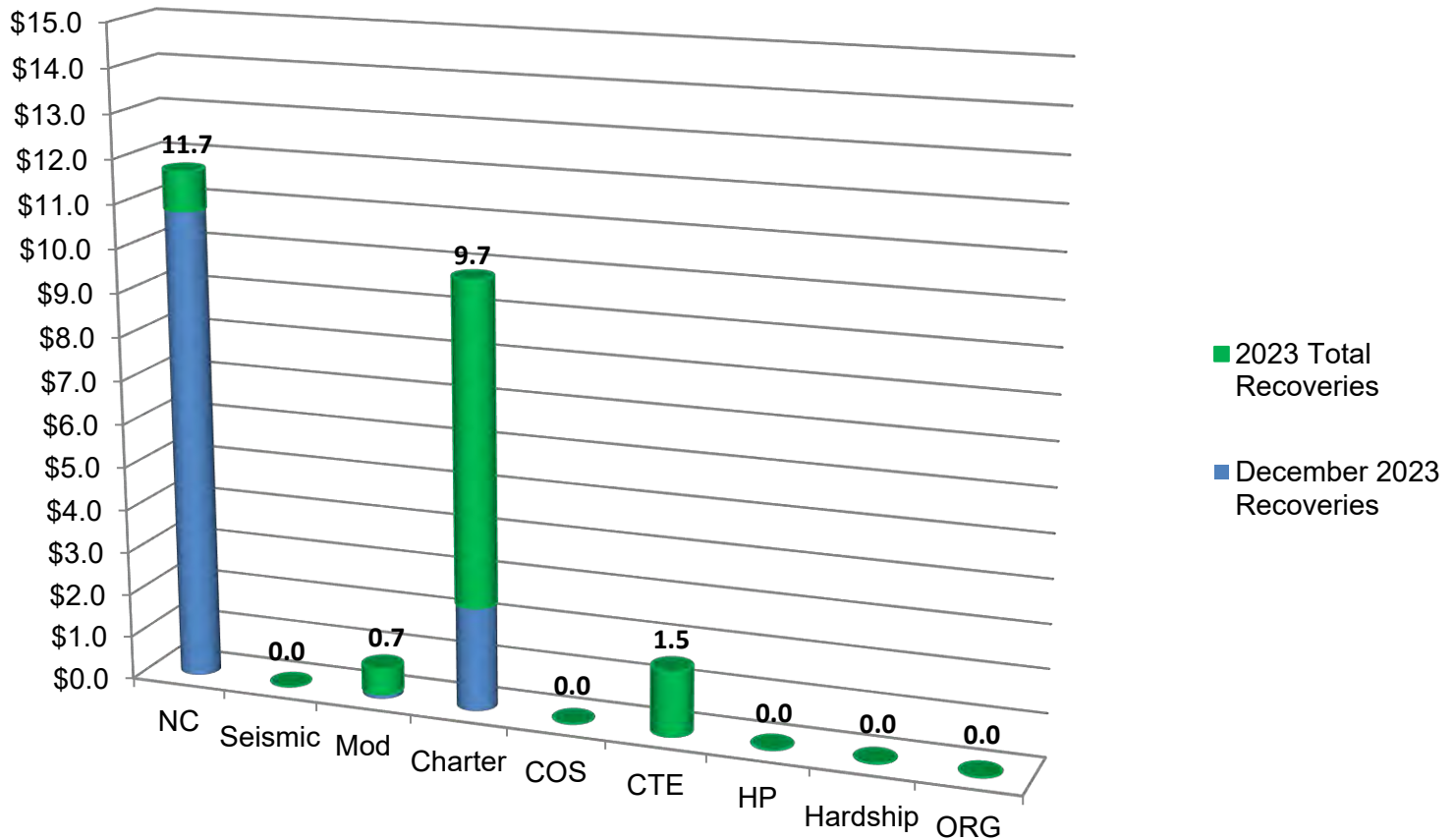
	2022 Totals**
NC	\$2,368,808
<i>Seismic</i>	\$0
Modernization	\$0
Charter	\$12,250,413
COS	\$0
CTE	\$867,647
HP	\$0
Hardship	\$0
ORG	\$0
Total	\$15,486,868

*Includes bond proceeds returned (authority may not be available) to the program through reductions to cost incurred, close-outs, loan repayments, rescissions, and special education local plan area transfers.

** 2022 Totals does not reflect any reallocation of authority. For current availability of bond authority, see Status of Funds.

Fund Recoveries* – as of December 04, 2023 SAB

(Totals represented in millions of dollars)



December 2023	1A	47	55	1D	51	Totals	2023 Totals**
NC	\$0	\$0	\$10,754,350	\$44,895	\$0	\$10,799,245	\$11,701,340
Seismic	\$0	\$0	\$0	\$0	\$0	\$0	\$48,279
Modernization	\$0	\$0	\$0	\$0	\$102,416	\$102,416	\$667,288
Charter	\$0	\$653,809	\$827,559	\$797,906	\$82,655	\$2,361,929	\$9,743,706
COS	\$0	\$0	\$0	\$0	\$0	\$0	\$0
CTE	\$0	\$0	\$0	\$0	\$0	\$0	\$1,471,935
HP	\$0	\$0	\$0	\$0	\$0	\$0	\$0
Hardship	\$0	\$0	\$0	\$0	\$0	\$0	\$0
ORG	\$0	\$0	\$0	\$0	\$0	\$0	\$0
Total						\$13,263,590	\$23,632,548

*Includes bond proceeds returned (authority may not be available) to the program through reductions to cost incurred, close-outs, loan repayments, rescissions, and special education local plan area transfers.

** 2023 Totals does not reflect any reallocation of authority. For current availability of bond authority, see Status of Funds.

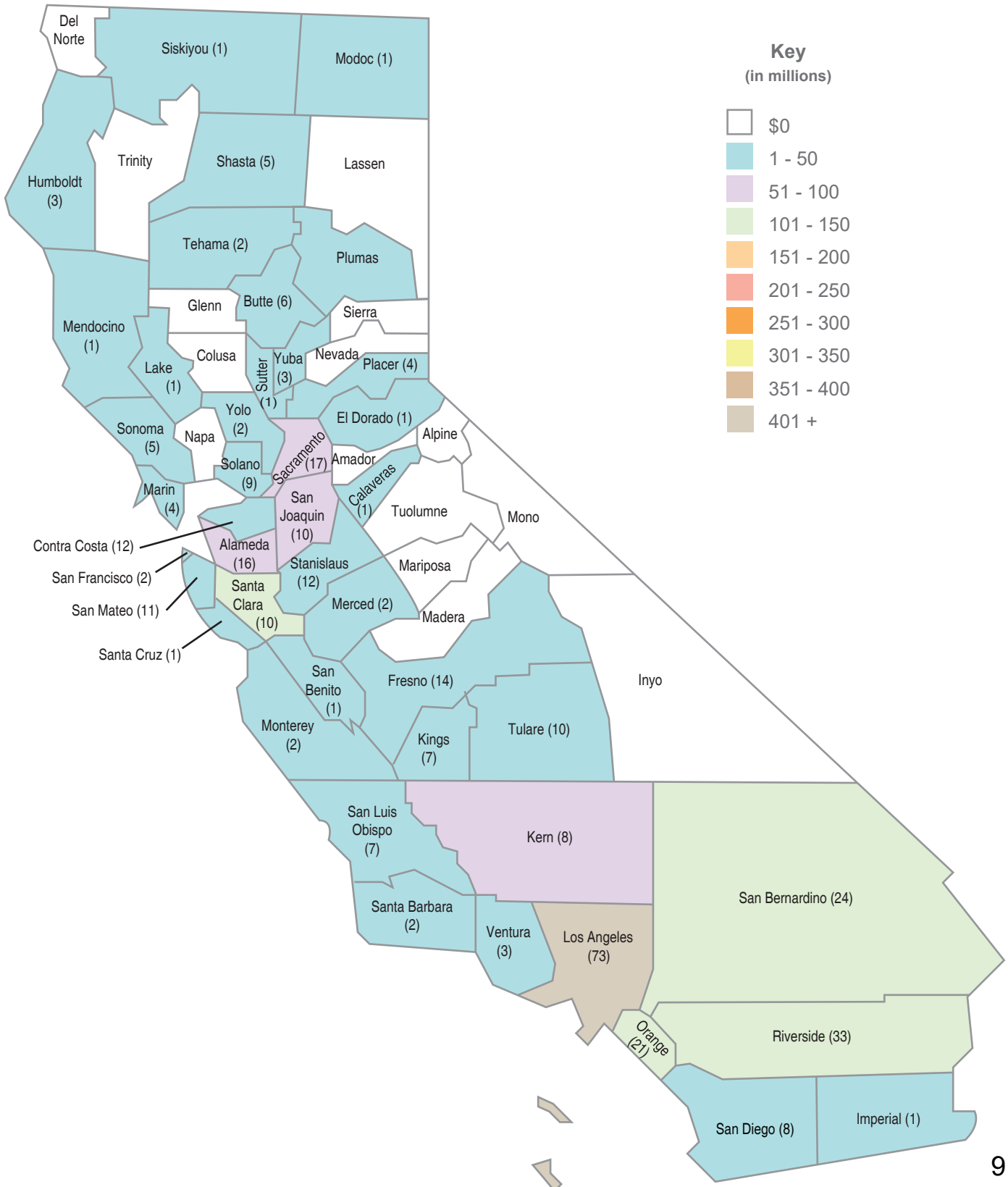
School Facility Program Proposition 51 Apportionments by County

The graphic below displays the amount Apportioned (\$7.86 billion) for 2,535 School Facility Program projects from 482 school districts as of December 31, 2023. The data includes only bond authority provided by Proposition 51 approved by voters in November 2016.



School Facility Program Proposition 51 Current Workload by County

The graphic below displays the Office of Public School Construction’s Workload List for New Construction and Modernization (\$1.6 billion) for 357 School Facility Program projects from 153 school districts as of December 31, 2023. The projects are anticipated to be allocated from bond authority provided by Proposition 51 approved by voters in November 2016.



**Proposition 51 and General Fund Distribution
As of 12/31/2023**

County	Apportioned		Unfunded		Workload List	
	Project Count	Dollar Amount	Project Count	Dollar Amount	Project Count	Dollar Amount
Alameda	82	\$ 334,209,667.51	0	\$ -	16	\$ 52,431,141.80
Alpine	0	\$ -	0	\$ -	0	\$ -
Amador	2	\$ 5,892,241.00	0	\$ -	0	\$ -
Butte	37	\$ 73,631,613.20	0	\$ -	6	\$ 19,868,792.20
Calaveras	0	\$ -	0	\$ -	1	\$ 895,071.00
Colusa	9	\$ 15,560,906.33	0	\$ -	0	\$ -
Contra Costa	75	\$ 177,408,056.45	0	\$ -	12	\$ 43,870,780.05
Del Norte	13	\$ 7,973,300.60	0	\$ -	0	\$ -
El Dorado	15	\$ 25,631,328.00	0	\$ -	1	\$ 436,875.00
Fresno	136	\$ 374,766,513.10	0	\$ -	14	\$ 19,955,631.60
Glenn	14	\$ 32,734,502.00	0	\$ -	0	\$ -
Humboldt	26	\$ 49,663,618.93	0	\$ -	3	\$ 12,749,117.80
Imperial	29	\$ 109,247,412.14	0	\$ -	1	\$ 1,465,576.00
Inyo	0	\$ -	0	\$ -	0	\$ -
Kern	83	\$ 329,643,072.90	0	\$ -	8	\$ 97,930,380.41
Kings	33	\$ 82,343,470.37	0	\$ -	7	\$ 38,651,757.00
Lake	14	\$ 21,700,405.00	0	\$ -	1	\$ 966,364.80
Lassen	1	\$ 38,056.00	0	\$ -	0	\$ -
Los Angeles	463	\$ 1,325,065,930.77	0	\$ -	73	\$ 413,844,203.80
Madera	10	\$ 97,380,173.77	0	\$ -	0	\$ -
Marin	31	\$ 53,296,353.00	0	\$ -	4	\$ 4,717,621.00
Mariposa	0	\$ -	0	\$ -	0	\$ -
Mendocino	11	\$ 9,658,928.63	0	\$ -	1	\$ 1,822,028.00
Merced	50	\$ 105,958,728.36	0	\$ -	2	\$ 4,758,165.00
Modoc	0	\$ -	0	\$ -	1	\$ 154,968.33
Mono	0	\$ -	0	\$ -	0	\$ -
Monterey	43	\$ 101,776,395.74	0	\$ -	2	\$ 6,120,523.00
Napa	10	\$ 31,808,742.78	0	\$ -	0	\$ -
Nevada	6	\$ 15,881,076.33	0	\$ -	0	\$ -
Orange	231	\$ 881,814,282.42	0	\$ -	21	\$ 109,593,133.80
Placer	45	\$ 264,427,481.45	0	\$ -	4	\$ 25,219,063.00
Plumas	3	\$ 5,307,924.00	0	\$ -	0	\$ -
Riverside	143	\$ 668,644,051.83	0	\$ -	33	\$ 146,827,949.49
Sacramento	101	\$ 352,688,088.67	0	\$ -	17	\$ 55,208,440.00
San Benito	13	\$ 45,251,691.57	0	\$ -	1	\$ 16,259,235.46
San Bernardino	110	\$ 331,376,935.75	0	\$ -	24	\$ 109,333,797.47
San Diego	115	\$ 436,174,009.52	0	\$ -	8	\$ 48,012,311.93
San Francisco	24	\$ 101,159,522.11	0	\$ -	2	\$ 12,159,823.80
San Joaquin	46	\$ 172,965,775.25	0	\$ -	10	\$ 68,761,828.00
San Luis Obispo	23	\$ 58,597,344.32	0	\$ -	7	\$ 12,563,874.00
San Mateo	40	\$ 107,298,610.77	0	\$ -	11	\$ 18,701,807.20
Santa Barbara	44	\$ 110,309,840.21	0	\$ -	2	\$ 2,500,072.80
Santa Clara	65	\$ 129,732,883.41	0	\$ -	10	\$ 103,058,311.62
Santa Cruz	23	\$ 31,590,126.33	0	\$ -	1	\$ 1,097,306.00
Shasta	13	\$ 10,944,436.43	0	\$ -	5	\$ 10,527,394.40
Sierra	0	\$ -	0	\$ -	0	\$ -
Siskiyou	15	\$ 34,064,988.83	0	\$ -	1	\$ 1,466,396.67
Solano	29	\$ 66,107,060.00	0	\$ -	9	\$ 31,108,911.20
Sonoma	25	\$ 30,667,318.15	0	\$ -	5	\$ 18,422,541.00
Stanislaus	32	\$ 48,708,453.45	0	\$ -	12	\$ 31,443,158.93
Sutter	5	\$ 6,965,413.00	0	\$ -	1	\$ 3,264,810.00
Tehama	13	\$ 25,212,542.29	0	\$ -	2	\$ 2,859,616.60
Trinity	11	\$ 89,535,642.59	0	\$ -	0	\$ -
Tulare	103	\$ 325,178,467.86	0	\$ -	10	\$ 29,602,615.00
Tuolumne	3	\$ 6,366,544.00	0	\$ -	0	\$ -
Ventura	37	\$ 107,102,044.00	0	\$ -	3	\$ 13,396,327.00
Yolo	12	\$ 22,820,696.00	0	\$ -	2	\$ 7,697,078.00
Yuba	18	\$ 12,304,106.67	0	\$ -	3	\$ 3,126,386.00
Total	2,535	\$ 7,864,586,773.79	0	\$ -	357	\$ 1,602,851,186.16

School Facility Program Bond Authority from Proposition 51 and General Fund

(in millions of dollars, as of December 31, 2023)

New Construction

Legend

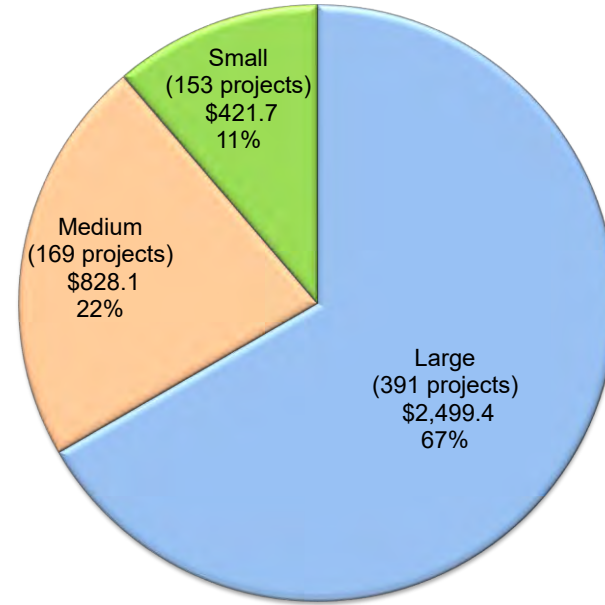
Small School Districts – ADA < 2,500 pupils

Medium School Districts – ADA > 2,500 pupils < 10,000 pupils

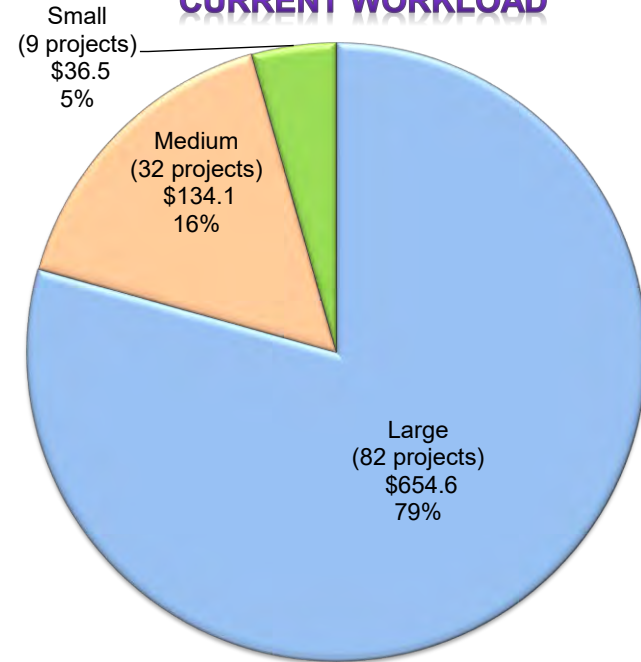
Large School Districts – ADA > 10,000 pupils

District Size (based on 2022/23 Enrollment)
 (# of projects)
 (in millions)

APPORTIONED



CURRENT WORKLOAD



School Facility Program Bond Authority from Proposition 51 and General Fund

(in millions of dollars, as of December 31, 2023)

Modernization

Legend

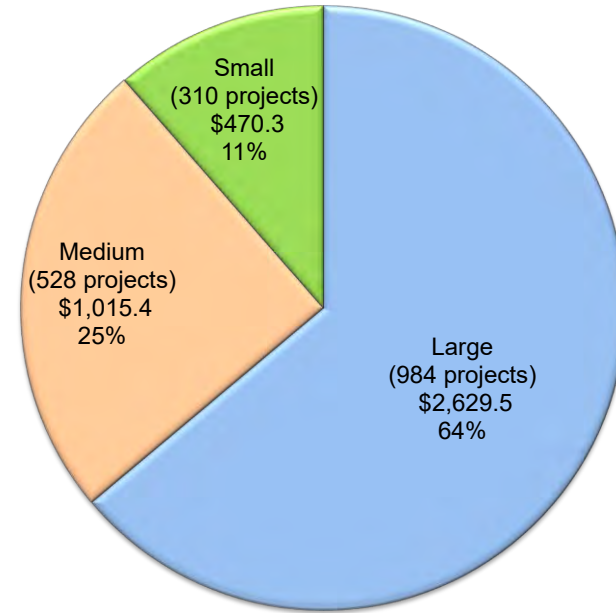
Small School Districts – ADA < 2,500 pupils

Medium School Districts – ADA > 2,500 pupils < 10,000 pupils

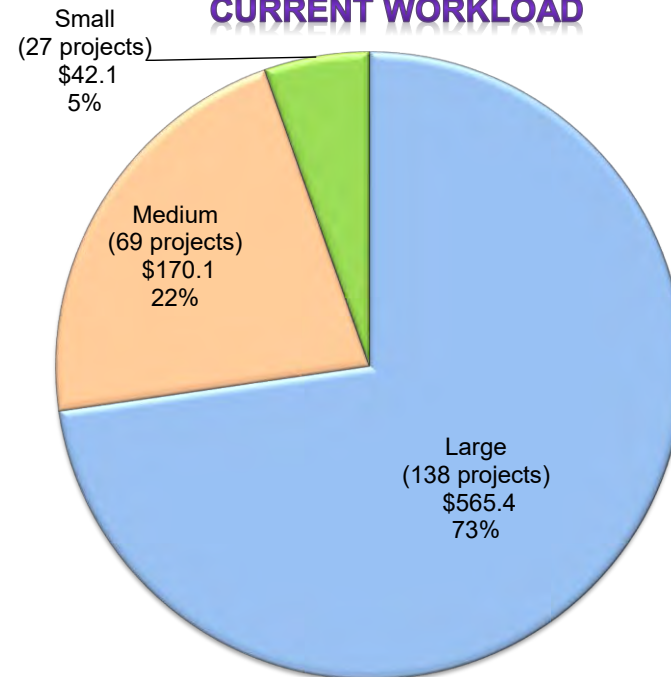
Large School Districts – ADA > 10,000 pupils

District Size (based on 2022/23 Enrollment)
 (# of projects)
 (in millions)

APPORTIONED



CURRENT WORKLOAD



Unique School Districts (USD) Receiving Proposition 51 and General Fund Funds (As of December 31, 2023)

New Construction

2022/23 Enrollment	School Districts Statewide		
	#	%	Enrollment
Small – ADA < 2,500 pupils	581	57%	412,361
Medium – ADA > 2,500 pupils < 10,000 pupils	275	27%	1,435,750
Large – ADA > 10,000 pupils	162	16%	4,004,433
	1,018	100%	5,852,544

Apportioned					
# of USD	Enrollment	\$ Amount	By Size*	Size vs. All**	Students***
86	81,806	\$ 421,744,919	33.0%	8.4%	1.4%
85	457,733	\$ 828,095,339	32.6%	8.3%	7.8%
90	2,552,265	\$ 2,499,446,387	34.5%	8.8%	43.6%
261	3,091,804	\$ 3,749,286,645	100.0%	25.6%	52.8%

Workload					
# of USD	Enrollment	\$ Amount	By Size*	Size vs. All**	Students***
8	5,734	\$ 36,504,443	10.8%	0.8%	0.1%
22	139,272	\$ 134,086,578	29.7%	2.2%	2.4%
44	1,536,789	\$ 654,580,353	59.5%	4.3%	26.3%
74	1,681,795	\$ 825,171,375	100.0%	7.3%	28.7%

Modernization

2022/23 Enrollment	School Districts Statewide		
	#	%	Enrollment
Small – ADA < 2,500 pupils	581	57%	412,361
Medium – ADA > 2,500 pupils < 10,000 pupils	275	27%	1,435,750
Large – ADA > 10,000 pupils	162	16%	4,004,433
	1,018	100%	5,852,544

Apportioned					
# of USD	Enrollment	\$ Amount	By Size*	Size vs. All**	Students***
164	154,051	\$ 470,338,379	39.7%	16.1%	2.6%
139	741,754	\$ 1,015,425,942	33.7%	13.7%	12.7%
110	3,182,655	\$ 2,629,535,808	26.6%	10.8%	54.4%
413	4,078,460	\$ 4,115,300,128	100.0%	40.6%	69.7%

Workload					
# of USD	Enrollment	\$ Amount	By Size*	Size vs. All**	Students***
23	17,838	\$ 42,147,825	20.5%	2.3%	0.3%
35	204,689	\$ 170,107,662	31.3%	3.4%	3.5%
54	2,001,080	\$ 565,424,324	48.2%	5.3%	34.2%
112	2,223,607	\$ 777,679,812	100.0%	11.0%	38.0%

*Percentage of funding to small, medium or large school districts

** Percentage of funding to small, medium, and large school district vs. all school districts statewide

***Percentage of students statewide

Appeal Items

REPORT OF THE EXECUTIVE OFFICER
State Allocation Board Meeting, January 24, 2024

SCHOOL DISTRICT DATA

School District: Jacoby Creek Elementary
Application Numbers: 50/62893-00-001 and
57/62893-00-002
Total District Enrollment: 459

County: Humboldt
School Name: Jacoby Creek Elementary
Project Grade Level: K-8
Financial Hardship: TBD

PURPOSE OF REPORT

To present the District's request for approval of Financial Hardship status based upon "other evidence of reasonable effort as approved by the State Allocation Board."

DESCRIPTION

On August 25, 2023, the District submitted a *School District Appeal Request* (Form SAB 189) (Attachment A) for Financial Hardship status request for Financial Hardship funding for their full-funding request for a New Construction project and a Modernization project at the Jacoby Creek Elementary School site.

The Office of Public School Construction (OPSC) reviewed the request and determined the District is levying the maximum developer fee under the law, but does not meet the qualifying criteria for Financial Hardship funding for the following reasons:

- The District has long-term debt at 56.47 percent of debt capacity, which is below the 60 percent threshold,
- The District has not passed a Proposition 39 bond measure within the last two years, and
- The District has a debt capacity of \$5,515,785, which is in excess of the \$5 million threshold.

As a result, the District is not eligible for Financial Hardship assistance under standard criteria. The District is therefore requesting consideration for Financial Hardship status based on "other evidence".

The total District matching share for the two applications is \$5,690,633.67. The District has \$29,899.00 available to contribute toward its projects and \$609,417.51 available as contribution due to expenditures. If the appeal request is approved, the total Financial Hardship grant would be \$5,051,317.16. If the appeal request is not approved, the District states that they would not be able to move forward with the projects.

AUTHORITY

See Attachment B.

BACKGROUND

Application for Funding History

Jacoby Creek Elementary School is an elementary school serving Kindergarten through Eighth Grade. This school is in Jacoby Creek Elementary School District, which is a one-school school district located in an unincorporated rural area of Humboldt County. The District currently serves a student population of 459. The District notes that the majority of the buildings at the site have not been modernized in about 30 years.

On September 7, 2018, the District submitted a separate funding request for design costs for a School Facility Program (SFP) new construction application (Application Number 50/62893-00-001) and a design funding request for a SFP modernization application (Application Number 57/62893-00-002) to OPSC. The two design funding requests were returned to the District on March 15, 2022, due to the Financial Hardship review determination that the District did not meet at least one of the qualifying criteria in SFP Regulation Section 1859.81(c), which is a requirement to be eligible to receive a separate apportionment for design costs.

On October 2, 2020, the District submitted the full-funding request for these two SFP applications to OPSC. As part of these full grant requests, the District requested financial hardship status. These full-funding requests are the subject of this appeal request.

The scope of the new construction application is the construction of eight new classrooms, while the scope of the modernization application involves the conversion of a standard classroom to a transitional kindergarten classroom and modernization of four buildings. The plan sets approved by the Division of the State Architect (DSA) that encompasses these two applications also involve work to bring the site into compliance with current building codes, including path of travel and accessibility improvements, fire and life safety improvements, and installation of new fire alarm systems.

The District has started and completed a portion of the work totaling \$1,831,338 included in the DSA-approved plan sets, mostly to address more urgent work such as roofing, fire and life safety improvements, access compliance (ADA), and playground work. The District has not issued contracts for the completion of the project, stating that they cannot proceed with the remainder of the project scope without Financial Hardship assistance for both applications.

Attempts to Obtain Local Match

Since the establishment of the SFP in 1998, the District has attempted a total of three bond initiatives, with the only successful attempt being in 2016 for a \$2.7 million bond that passed with 58.15 percent of the voters voting “yes”. Prior to 1998, the District attempted three bond initiatives (one in 1989 and two in 1995), with only the 1989 initiative for a \$600,000 bond being successful. The results of the bond initiatives attempted since 1998 are listed below.

BACKGROUND (cont.)

Election Date	Bond Amount	Yes	No	Percentage of Yes Votes Required to Pass	Passed?
November 7, 2006	\$2,500,000	46.28% (678 votes)	53.72% (787 votes)	55%	No
November 4, 2014	\$2,500,000	45.49% (534 votes)	54.51% (640 votes)	55%	No
November 8, 2016	\$2,700,000	58.15% (960 votes)	41.85% (691 votes)	55%	Yes

STAFF ANALYSIS/STATEMENTS

District’s Position

Jacoby Creek Elementary School District is seeking Financial Hardship status under “other evidence”. The District states that “it has made considerable effort to provide its matching share”. The District highlights the following points in their request for Financial Hardship under “other evidence”:

- The District is levying the maximum developer fee as justified in their developer fee study.
- The District “barely misses most of the standard requirements to qualify for financial hardship”, with their bonding capacity being \$515,000 over the \$5 million threshold that has not been adjusted since the inception of the SFP in 1998 and their bonded indebtedness being 3.7 percent below the 60 percent requirement in SFP regulations.
- The District demonstrated their local efforts to address facilities needs by issuing a bond in 2016 for the maximum amount that could be sold at the time.
- The Humboldt County Office of Education (HCOE) does not support the District taking on more debt. In a letter dated October 20, 2023 (included in Attachment A), the HCOE stated the following:

“HCOE does not recommend the district to take on more long-term debt at this time. Maintaining the General Fund reserve is key to the district’s long-term financial viability and solvency. The award of state financial hardship assistance would ensure the financial stability of the district.”

The full text of the District’s appeal request is included as Attachment A.

STAFF ANALYSIS/STATEMENTS (cont.)

Staff's Position

The District has requested consideration under the “other evidence” of reasonable effort provision in the Financial Hardship regulations, which requires Board approval. Staff is providing the following overview of the District’s ability to meet the standard financial hardship criteria for the Board’s consideration of its request and is seeking direction from the Board.

Financial Hardship Qualification and History of “Other Evidence” Appeals

School districts may qualify for the Financial Hardship program by levying the maximum developer fees allowed by law and by meeting one of the four criteria outlined in regulation. The District is levying developer fees justified by their developer fee study and meets this qualifying criterion. However, the District does not meet any of the secondary criteria, as illustrated below:

Secondary Qualifying Criteria	District Status	Meets Criteria	Does Not Meet Criteria
District has successfully passed a Proposition 39 bond measure for the maximum amount allowed within two previous years	The District has not attempted a bond measure since 2016. The \$2.7 million bond attempted in 2016 passed with 58.15% of the vote.		X
Total district bonding capacity of less than \$5 million	*The District’s total bonding capacity is \$5,515,785, which is in excess of the \$5 million threshold set in statute.		X
A bonding indebtedness of at least 60% of the district’s total bonding capacity	The District’s current bonded indebtedness is at 56.47%, which is below the 60% requirement in SFP regulations.		X
Other evidence as approved by the Board	The District is currently appealing for approval under other evidence.	Under Appeal	

There have been 15 prior requests for Financial Hardship status under “other evidence” considered by the Board. There are no set criteria to qualify for Financial Hardship status under “other evidence.” Each district presented unique circumstances surrounding its request. Of these requests, seven were approved as requested and three partially approved. The remaining five were not approved.

A full summary of all prior “other evidence” appeals and their outcomes is included as Attachment C.

District Funding Request

Based on the above criteria, OPSC has determined that the District does not meet the minimum qualifications for Financial Hardship status under the standard provisions in SFP Regulation Section 1859.81.

STAFF ANALYSIS/STATEMENTS (cont.)

Because the District is appealing the decision of the initial Financial Hardship review, Staff proceeded with phase two of the Financial Hardship review to determine the amount of local funds that would be potentially available for the project, and the amount of Financial Hardship assistance necessary should the Board grant the District’s appeal.

Staff has confirmed that the District has \$29,899.00 available to contribute toward its projects and \$609,417.51 available as contribution due to expenditures to contribute towards the two applications. The total District’s share for the new construction application and the modernization application is \$5,690,633.67. If the District’s appeal is approved, the District would contribute \$639,316.51 towards the projects and the total Financial Hardship grant would be \$5,051,317.16. The projects are detailed in the table below.

Application Number	Estimated State Share	Estimated District Share	Estimated Project Cost
50/62893-00-001	\$3,958,955.00	\$3,958,955.00	\$7,917,910.00
57/62893-00-002	\$2,597,518.00	\$1,731,678.67	\$4,329,196.67

Summary

SFP Regulation Section 1859.81(c) state that “all reasonable efforts to fund its matching share of the project” must be made in order to qualify for Financial Hardship status.

The District has a total bonding capacity is \$5,515,785, which is in excess of the \$5 million threshold set in statute. In its appeal, the District notes that it has been under this threshold until 2021/2022. The \$5 million threshold has existed since the inception of the SFP and cannot be adjusted by the Board as it would require a statutory change. Provisions to increase the threshold and adjust it annually are currently included in the two bond bills proposed in the current Legislative session.

The District’s current bonded indebtedness is at 56.47 percent, below the 60 percent requirement of SFP Regulation Section 1859.81(c)(1). The District would have to borrow approximately \$194,627 to pass this threshold. As stated in the October 20, 2023 letter, HCOE does not support the District taking on more long-term debt as it could impact the District’s long-term financial stability.

The District has not passed a successful Proposition 39 bond within the past two years. In its appeal, the District argues that the local community “demonstrated their willingness at the local level to raise the funds necessary to address facility needs” by passing the 2016 bond initiative and that it does not believe it is likely that the local community would pass a bond initiative due to current “economic uncertainties and frustrations”. While a local bond passed in 2016 with a 58.15 percent “yes” vote, the District has not attempted another bond since. By not attempting a bond initiative in over seven years and not planning on seeking one in the near future, this may not

STAFF ANALYSIS/STATEMENTS (cont.)

present a strong case that the District has made all reasonable efforts to obtain local funds.

Conclusion

Staff is unable to administratively approve the District's request. Typically, Staff only supports requests for Financial Hardship status under "other evidence" in unique or severe circumstances and is therefore seeking Board direction.

Absent an approval of the District's appeal, the District applications are eligible for state funding on a 50/50 (State/District) matching basis for the new construction application and on a 60/40 (State/District) matching basis for the modernization application (Option 2).

BOARD OPTIONS

Pursuant to the Rules and Procedures of the State Allocation Board, "Staff is providing the following options for the Board's consideration. A positive vote by six members is required for the Board to take action that is an alternative to Staff's administrative action. Absent a positive vote by six members of the Board, Staff's administrative action will stand and the school district's appeal will be considered closed."

Option 1: Grant the District's appeal and approve the District's request for Financial Hardship status based on "other evidence". Approve the Apportionment for the new construction application (Application Number 50/62893-00-001), in the total amount of \$7,465,399.78, as shown on Attachment D1. Approve the Apportionment for the modernization application (Application Number 57/62893-00-002), in the total amount of \$4,142,390.38, as shown on Attachment D2.

Option 2: Approve the Apportionment for the new construction application (Application Number 50/62893-00-001) on a 50/50 state and local match basis, in the total amount of \$3,958,955.00, as shown on Attachment E1. Approve the Apportionment for the modernization application (Application Number 57/62893-00-002) on a 60/40 state and local match basis, in the total amount of \$2,597,518.00, as shown on Attachment E2.

BOARD ACTION

In considering this Item, the Board approved Option #1, which would grant the District's appeal and approve the District's request for Financial Hardship status based on "other evidence." In addition, the Board's approval includes Apportionments for the new construction application (50/62893-00-001) in the amount of \$7,465,399.78 and the modernization application (57/62893-00-002) in the amount of \$4,142,390.38 as shown on Attachments D1 and D2, respectively. Attachments E1 and E2 were not acted upon and are not approved.

STATE OF CALIFORNIA
SCHOOL DISTRICT APPEAL REQUEST

SAB 189 (REV 10/09)

<small>SCHOOL DISTRICT</small> Jacoby Creek Elementary	<small>APPLICATION NUMBER</small> 50/62893-00-001 and 57/62893-00-002
<small>SCHOOL NAME</small> Jacoby Creek Elementary	<small>COUNTY</small> Humboldt
<small>DISTRICT REPRESENTATIVE</small> Melanie Nannizzi	<small>E-MAIL ADDRESS</small> mnannizzi@jcsk8.org

Purpose of Request:


The district is respectfully requesting the State Allocation Board to approve the district for financial hardship status under other evidence of reasonable effort pursuant to School Facility Program Regulation Section 1859.81(c)(5).

Basis of Request:

- Law (Statute) 17075.10(b)(1)
- Regulation 1859.81(c)(5)
- Other (specify) _____

Description:

See Attachment

<small>SIGNATURE OF AUTHORIZED DISTRICT REPRESENTATIVE</small> 	<small>DATE</small> August 16, 2023
---	--

ATTACHMENT A

ATTACHMENT to FORM SAB 189 Jacoby Creek Elementary School District

Reason for Request

The Jacoby Creek Elementary School District is respectfully requesting the State Allocation Board (SAB or Board) to approve the district for financial hardship assistance under “other evidence of reasonable effort” pursuant to Education Code Section 17075.15(d)(5) and School Facility Program (SFP) Regulation Section 1859.81(c)(5). The district believes it has made considerable effort to provide its matching share. It is currently levying a developer fee as justified in its developer fee study, it passed a local bond for the maximum tax rate allowed under Proposition 39 in 2016, its bonded indebtedness is 56.3% of its bonding capacity currently, and its bonding capacity is just above the \$5 million threshold to qualify for financial hardship.

District Information

Jacoby Creek Elementary School District is comprised of a single K-8 school located in Bayside, an unincorporated rural area approximately 2.25 miles south-southeast of the city of Arcata in Humboldt County. The 2022-2023 enrollment in the district was 459 students. Most of the buildings on the campus have not been modernized in approximately 30 years.

The district currently has two applications under review at OPSC that include a request for financial hardship assistance.

Application	State Grant Request	Local Matching Share Required	Total Project Amount
Modernization 57/62893-00-002	\$2,597,305	\$1,731,537	\$4,328,842
New Construction 50/62893-00-001	\$3,939,110	\$3,939,110	\$7,878,220
Combined Total	\$6,536,415	\$5,670,647	\$12,207,062

The match requirement of \$5.67 million far exceeds all available district funds.

District Position

The district is requesting approval pursuant to Education Code Section 17075.15(d)(5) and SFP Regulation 1859.81(c)(5) for financial hardship under other evidence of reasonable effort to make its matching share based on the following factors:

- The district is levying the maximum developer fee,
- The district’s bonding capacity is only \$515,000 over the \$5 million threshold to qualify for financial hardship review (a threshold that has not been adjusted in over two decades),
- The district’s bonded indebtedness is at 56.3% of its bonding capacity, just under the 60% threshold to qualify for financial hardship,
- The Humboldt County Office of Education does not support the district taking on more debt, and
- The district has demonstrated its local efforts to address facilities needs by issuing a bond in 2016 for the maximum amount that could be sold at the time.

The district barely misses most of the standard requirements to qualify for financial hardship. In fact, of the 10 prior projects approved by the SAB for financial hardship under other evidence, Jacoby Creek ESD is the only district that almost meets 3 of the 4 standard ways to qualify for financial hardship as reflected on the attached listing. All other districts approved for financial hardship under other evidence either didn’t meet any or almost met only 1 or 2 of the standard ways to qualify.

ATTACHMENT A

Developer fees

The district's justification study supports the district levying a maximum developer fee of \$4.41 per square foot for all new single-family development, \$2.92 per square foot for all new multi-family development, and \$0.780 per square foot for all commercial/industrial development except self-storage which is maxed at \$0.066 per square foot. Upon receipt of the study, at the December 2022 board meeting, the district adopted the maximum possible fee amounts. While the fees have been adopted, the district has not collected any fees for impacts as there is little to no development that results in the payment of fees. Thus, little to no funds are earned to support the district's facilities.

After demonstration that a district is levying the maximum allowable developer fees, the financial hardship program provides several options under which a district may qualify for financial hardship assistance. As outlined below, the district finds itself just short of meeting the administrative requirements but believes that its actions and circumstances as a whole have demonstrated maximum effort to meet the local matching share requirement.

Bonding Capacity

The district's bonding capacity is just \$515,785 over the \$5 million threshold to qualify for financial hardship assistance. The district has been under the \$5 million threshold since the inception of the School Facility Program in 1998 until 2021-2022, enabling the district to qualify for financial hardship assistance for 22 years. At the time the district submitted its funding application in October 2020, based on bonding capacity under \$5 million, the district qualified for financial hardship review. However, in the 2021-2022 year the district's bonding capacity increased to \$5.077 million causing the district to no longer qualify. The chart below shows the district's bonding capacity from 2002 through the current year.

Year	Assessed Valuation	Growth Over Prior Year	Bonding Capacity
			0.0125
2002-2003	178,966,073	-	2,237,076
2003-2004	190,821,143	6.6%	2,385,264
2004-2005	202,746,970	6.2%	2,534,337
2005-2006	220,074,172	8.5%	2,750,927
2006-2007	241,692,787	9.8%	3,021,160
2007-2008	259,738,433	7.5%	3,246,730
2008-2009	277,011,672	6.7%	3,462,646
2009-2010	287,677,427	3.9%	3,595,968
2010-2011	291,332,018	1.3%	3,641,650
2011-2012	293,482,373	0.7%	3,668,530
2012-2013	301,991,285	2.9%	3,774,891
2013-2014	306,255,745	1.4%	3,828,197
2014-2015	314,395,337	2.7%	3,929,942
2015-2016	324,222,725	3.1%	4,052,784
2016-2017	337,713,340	4.2%	4,221,417
2017-2018	351,313,349	4.0%	4,391,417
2018-2019	364,011,026	3.6%	4,550,138
2019-2020	377,300,039	3.7%	4,716,250
2020-2021	393,512,011	4.3%	4,918,900
2021-2022	406,193,454	3.2%	5,077,418
2022-2023	420,195,397	3.4%	5,252,442
2023-2024	441,262,790	5.0%	5,515,785
TOTAL	22 Year Period	92.7%	

ATTACHMENT A

The \$5 million bonding capacity threshold, which was established in 1998, is the only threshold and grant in the SFP that isn't increased for inflation or through changes in costs captured in a construction cost index. Bonding capacity is based on property values within the school district. Property values have increased significantly throughout the state, most recently due to inflation and other economic forces such as supply chain and demand issues in construction materials and the overall housing market that resulted from the pandemic. But the threshold to qualify for financial hardship has not changed in 25 years even though assessed valuations have increased over 100 percent over the same time period. This has had the effect of reducing the number of districts and types of communities this program provision was originally trying to help. This issue also has been compounded by the fact that applications are no longer processed at the time they are submitted. Applicants must typically wait three to four years due to the backlog of projects awaiting funding. The original statute for the program did not contemplate that a district may proceed with submitting an application and qualify for financial hardship consideration but not ultimately be able to move forward with the project due to the length of time spent waiting for funds.

OPSC staff has noted the issue of the \$5 million threshold not being updated in several other appeals for consideration of financial hardship under other evidence in the past several years. Proposition 13, the bond measure agreed to by both the administration and the Legislature which failed passage in 2020, would have increased the \$5 million threshold to \$15 million with annual adjustments for inflation. This proposed change is also included in both versions of the bond bills that are currently being considered by the Legislature.

The \$5m bonding capacity option was written exactly for districts such as Jacoby Creek, but lack of inflation increases has had the unintended consequence of preventing the district from qualifying. While this has larger policy implications, this is a real-time, real-world problem for the district. If the district cannot access financial hardship funding to assist with the matching share requirement, the current projects cannot go forward. With the uncertainty of future program funding, not funding this application or having the district re-apply at a later date when it can meet the current or future financial hardship administrative criteria is a severe penalty that would result from an acknowledged flawed provision of the program. The project funding will be used to replace additional leaking roofs and outdated HVAC systems, create much needed additional classroom space for things such as an appropriately sized transitional kindergarten classroom, a science lab, resource and speech pull out rooms, and will provide other necessary facility improvements that will ensure students can learn in adequate facilities that meet the needs of 21st Century learners.

Bonded Indebtedness

The district's current bonded indebtedness is 56.3 percent of its bonding capacity, just under the 60% threshold to qualify for financial hardship. The financial hardship program requires a district to look at local avenues such as bonding or other forms of borrowing to make its matching share before seeking financial hardship assistance from the program. The district has done this, but the local funds have been exhausted by other urgent and pressing projects like some roofing, fire/life safety improvements, access compliance (ADA), and playground work as well as costs to prepare the designs for the state projects that are the subject of this request.

Additional Debt

The district would need to borrow (indebt itself) another \$205,000 to meet the 60% threshold of indebtedness to qualify for financial hardship. While this may appear to be a small amount of money, for a small district with just 459 students, every dollar counts. The district already has over \$539,000 in capital outlay debt and over \$2.5 million in outstanding long-term debt comprising pension, lease, and postemployment benefit liabilities. Therefore, the Humboldt County Office of Education does not recommend the district to incur additional debt as reflected in the attached letter.

ATTACHMENT A

Successful Bond Election

The Jacoby Creek School District community approved the district's local bond Measure K in November 2016 for \$2.7 million. The district and its voters demonstrated their willingness at the local level to raise the funds necessary to address facility needs. The bond passed with a slim margin of just 3% over the required 55% threshold and with strong opposition from a local taxpayer's association. In fact, prior to this bond passage, the district placed five bonds on the ballot¹---all but one failed---but the district did not give up and committed to getting a bond passed. The amount of the bond was chosen because it was the maximum amount that could be sold at the time. The community is paying the maximum tax rate of \$30 per \$100,000 in assessed valuation for the existing bonds.

While the district has not passed a new bond within the two-year period outlined for administrative approval of financial hardship status, it was only in 2021/2022 that the district's bonding capacity exceeded the \$5 million threshold. The district submitted its funding application in October 2020 when its bonding capacity was under \$5 million. The district did not anticipate needing to propose another bond to its community; but even if we had, we truly believe a bond would not have passed if presented to the voters then and even now. Passing another bond in this small community during the economic uncertainties and frustrations caused by global supply chain issues, wars, losses in the stock market and falling capital gains, high gas prices, and other political influences makes for the perfect storm of voter apathy and even disdain. Further, given the current climate we do not think it makes financial sense for the district to spend \$25,000 to \$50,000 to place a bond on the ballot---when we believe it has little chance of passing---to show reasonable effort.

Conclusion

Without financial hardship assistance, the district cannot move forward with its projects. The financial hardship program has been a critical piece of the SFP that allows eligible districts of many types to be able to participate in the funding program and meet their facility needs. This aspect of the program is especially important for small school districts with limited funding options at the local level, such as Jacoby Creek. The exponential increase in property values over the past two decades, without a corresponding increase in the bonding capacity threshold to qualify for financial hardship status, has essentially eliminated districts from the financial hardship program that were supposed to be covered by this provision. Fortunately, the potential for unique circumstances were contemplated, and the statute provides specific authority for the board to evaluate this type of financial hardship request on a case-by-case basis. Until the bonding threshold issue can be addressed more globally in the statute, and because of the demonstrated local efforts the district has taken to meet its local matching share obligation, the district respectfully requests that the Board use the flexibility provided by the "other evidence of reasonable effort" provision in the SFP Regulations and the statute to grant the district's request.

¹ March 1989 - \$600,000 PASSED
March 1995 - \$600,000 FAILED
November 1995 - \$590,000 FAILED
November 2006 - \$2,500,000 FAILED
November 2014 - \$2,500,000 FAILED
November 2016 - \$2,700,000 PASSED

ATTACHMENT A

District	SAB Meeting Date to Hear Appeal	Required Criteria: Levy Max Developer Fee	Qualifying Criteria				5. Other Evidence - Unique Circumstance(s)	SAB Approval Status
			1. 60% or More Capital Outlay Debt	2. Successful Prop 39 Bond Election	3. County Superintendent of Schools	4. Bonding Capacity Less than \$5 Million		
Jacoby Creek Elementary	1.24.24	Yes	56.30%	Passed bond in Nov 2016 & March 1989; +4 failed bond attempts	No	\$5.5M in 2023 Did not exceed \$5M in year of application	- Barely doesn't meet 3 of the 4 standard ways to qualify for financial hardship. - HCOE doesn't support district taking on more debt. - 50% of the families live in non-taxable area that would benefit JCESD's bonding capacity and have no financial accountability for a local bond	Pending
Central Union Elementary	9.21.22	Yes	0%	No bond passage	No	\$8.58M Exceeded \$5M in year of application	- Debt not much over \$5M when applied - Not reasonable to attempt a bond due to median household income (\$24,167) and non-taxable areas (fed; employment residency option under EC) - Can't take on debt	Approved
Trinity Alps Unified	2.26.20	Yes	0%	No bond passage, but attempted March 2020	No	\$26.2M	- Facility hardship project	Approved
Biggs Unified	6.26.19	Yes	0%	No bond passage, but attempted Feb & Nov 2008, June 2012, Nov 2018	No	\$17.1M	- Unable to pass a bond - Impacted by students displaced by Camp Fire - Continual instability of district's fiscal situation	Approved
Central Union Elementary	12.11.18	Yes	0%	No bond passage	No	\$5.58M Exceeded \$5M in year of application	- Bond capacity not much over \$5M when applied - Not reasonable to attempt a bond due to median household income (\$24,167) and non-taxable areas (fed; employment residency option under EC) - Can't take on debt	Approved
Mountain Valley Unified	8.23.17	Yes	0%	No bond passage until after fin hardship. \$5.95M in Nov 2017	No	\$6.0M Exceeded \$5M in year of application	- Facility hardship project	Approved
Biggs Unified	1.27.10	Yes	0%	2 failed bond measures Feb 2008 & Nov 2008	No	\$11.3M	- Lacked matching funds to design project - Instability of district's fiscal situation	Approved for design grants
Needles Unified	1.27.07	No	45%	Bond attempt requested by SAB; bond failed passage	No	No	- Facility hardship project	Approved for new construction grants, but not modernization
Needles Unified	10.26.05	No	51%	No bond passage or attempt	No	No	- Facility hardship project	Approved for design grants
Galt Joint Union High	8.25.04	Yes	0%	3 Failed bond measures	No	No	- 3 Failed bond measures - Levying maximum developer fees - In danger of becoming AB1200 district (fiscal instability)	Approved
Monterey Peninsula Unified	1.22.03	Yes	No	1 failed bond attempt March 2002	No	No	- Closure of military base - Los of \$10 million in annual federal aid - AB 1200 district	Approved
Lompoc Unified	5.27.20	Yes	17%	No bond passage; attempted 3 bonds	No	\$130.70	- Unable to pass a bond	Not Approved
Sierra Plumas Joint Unified	3.20.13	Yes*	0%	1 failed bond attempt Nov 2010	No	No	- Unable to pass a bond - Funding for health and safety related work * Not able to meet criteria to levy Level 1 fees	Not Approved
Aromas-San Juan Unified	3.28.12	Yes?	35%	Passed bond in No 2010 to pay off COP (not considered a reasonable effort)	No	No	- Facility hardship project	Not Approved
Acton-Aqua Dulce Unified	10.26.05	Yes	11%	No bond passage; attempted 3 bonds	No	\$32M	- Previously under state receivership - Non-Field Act facility - No cafeteria	Withdrawn by district
Mariposa County Unified	2.26.03	Yes	0%	1 failed bond attempt 1999	No	\$33M	- Financial hardship rules changed from Dec 1999 to June 2002 - No capital outlay debt - Never attempted Prop 39 bond	Not Approved

Michael Watanabe
Deputy Executive Officer
Office of Public-School Construction
707 Third Street
West Sacramento, CA 95605

October 20, 2023

Dear Mr. Watanabe,

The Humboldt County Office of Education (HCOE) has reviewed the Jacoby Creek Elementary School District's budget, most recent financial statement, and General Fund reserves. This letter is to share our observations in light of upcoming facility projects and their funding.

The district has maintained healthy reserves over the required minimums. The district currently is projecting to end 2023-24 with approximately \$554,199 in reserves. The district projects that it will have \$565,354 in reserves by the end of 2024-25 and \$958,220 by the end of 2025-26. While this is commendable, these are estimates/projections only and cannot be relied on as a guaranteed funding source. Further, these reserves assume that the district does not fully fund the health and welfare insurance provided to the staff, something the district has historically provided. As this would be a substantial cost, we believe the reserves are overstated.

The district's reserves are also historically used to retain high-quality teachers and teacher salaries. Without the ability to retain the teachers, the enrollment of the district could easily decrease as its teachers, student grades, and test scores are the reasons why the district draws students from both inside and outside the district. A loss of quality teachers, and therefore enrollment, would reduce this non-basic aid district's funding.

Further, the district has mandatory annual capital outlay payments of over \$43,700 for the next 14 years and over \$2.5 million in outstanding long-term debt comprising pension, lease, and post-employment benefit liabilities.

Therefore, HCOE does not recommend the district to take on more long-term debt at this time. Maintaining the General Fund reserve is key to the district's long-term financial viability and solvency. The award of state financial hardship assistance would ensure the financial stability of the district.

Please let me know if you require any further information regarding our review of Jacoby Creek Elementary School District's budget and financial statement.

Sincerely,



Corey Weber
Assistant Superintendent of Business Services
Humboldt County Office of Education
Tel: (707)445-7066 E-mail: cweber@hcoe.org

ATTACHMENT B

AUTHORITY

Education Code Section 17075.10(b)(1)(B) states that "...the school district has made all reasonable efforts to impose levels of local debt capacity and developer fees, and that the school district is, therefore, unable to participate in the program pursuant to this chapter except as set forth in this article."

EC Section 17075.15(d) states:

Further, regulations shall also specify a method for determining required level of local effort to obtain matching funds. The regulations shall include consideration of at least all of the following factors:

(1) Whether the school district has passed a bond measure within the two-year period immediately preceding the application for funding under this article, the proceeds of which are substantially available for use in the project to be funded under this chapter, but remains unable to provide the necessary matching share requirement.

(2) Whether the principal amount of the current outstanding bonded indebtedness issued for the purpose of constructing school facilities for the school district and secured by property within the school district or by revenues of, or available to, the school district, which shall include general obligation bonds, Mello-Roos bonds, school facility improvement district bonds, certificates of participation, and other debt instruments issued for the purpose of constructing school facilities for the school district and for which owners of property within the school district or the school district are paying debt service is at least 60 percent of the school district's total bonding capacity, as determined by the board.

(3) Whether the total bonding capacity, as defined in Section 15102 or 15106, as applicable, is five million dollars (\$5,000,000) or less, in which case, the school district shall be deemed eligible for financial hardship.

(4) Whether the application for funding under this article is from a county superintendent of schools.

(5) Whether the school district submits other evidence of substantial local effort acceptable to the board.

(6) The value of any unused local general obligation debt capacity, and developer fees added to the needs analysis to reflect the district's financial hardship, available for the purposes of school facilities financing."

School Facility Program (SFP) Regulation Section 1859.81(c) states

(c) "...The district has made all reasonable efforts to fund its matching share of the project by demonstrating it is levying the developer fee justified under law or an alternative revenue source equal to or greater than the developer fee otherwise justified under law at the time of request for hardship and the district meets at least one of the following:

(1) The current outstanding bonded indebtedness of the district issued for the purpose of constructing school facilities in accordance with Education code Section 17072.35 or 17074.25 as appropriate, at the time of request for financial hardship status, is at least 60 percent of the district's total bonding capacity. Outstanding bonded indebtedness includes that part of general obligation bonds, Mello-Roos Bonds, School Facility Improvement District Bonds and certificates of participation which the district is paying a debt service that was issued for capital

ATTACHMENT B

outlay school facility purposes.

(2) The district had a successful registered voter bond election for at least the maximum amount allowed under Proposition 39 within the previous two years from the date of request for financial hardship status. The proceeds from the bond election that represent the maximum amount allowed under the provisions of Proposition 39 must be used to fund the district's matching share requirement for SFP project(s).

(3) It is a County Superintendent of Schools.

(4) The district's total bonding capacity at the time of the request for financial hardship status is \$5 million or less.

(5) Other evidence of reasonable effort as approved by the SAB.

SFP Regulation Section 1859.90 states that "a district must submit the Form SAB 50-05 and a Grant Agreement, within 18 months of the Apportionment of the SFP grant for the project or the entire...apportionment shall be rescinded without further Board action...."

ATTACHMENT C
District's Seeking Financial Hardship Status – Other Evidence

District	District FH Request	Unique Situation	SAB Meeting Date	Board Action
Monterey Peninsula	New construction project – full construction funding	<ul style="list-style-type: none"> • Closure of Fort Ord • Loss of \$10 million in annual federal aid 	January 22, 2003	<ul style="list-style-type: none"> • FH status approved
Mariposa County Unified	Three modernization projects – full construction funding	<ul style="list-style-type: none"> • No bonded Indebtedness • Never attempted prop. 39 bond 	February 26, 2003	<ul style="list-style-type: none"> • FH Status not approved
Galt Joint Union High	Two new construction projects – full construction funding	<ul style="list-style-type: none"> • Three Failed bond measures • Levying max. developer fees • In danger of becoming AB 1200¹ district 	August 25, 2004	<ul style="list-style-type: none"> • FH status approved
Needles Unified	New construction project – full construction funding	Facility Hardship project, school needed to be relocated because of hazardous transportation route to site and remote location.	October 26, 2005	<ul style="list-style-type: none"> • Approved Design grant only • Board directed District to pass local bond before seeking FH for construction phase
Acton-Aqua Dulce Unified	New construction project – full construction funding	<ul style="list-style-type: none"> • Previously under State receivership • Gym was non-Field Act compliant & shut down by DSA • No cafeteria 	October 26, 2005	<ul style="list-style-type: none"> • Board seeking further information • Item was scheduled again for 3/22/06 SAB meeting • District withdrew appeal with understanding that they needed to first seek a local bond measure
Needles Unified	New construction project & two modernization projects – full construction funding	<ul style="list-style-type: none"> • Facility Hardship project, entire school was relocated because of hazardous transportation route to site and remote location 	January 24, 2007	<ul style="list-style-type: none"> • Approved new construction Parker Dam project only • Modernization projects not approved
Biggs Unified	New construction project – full construction funding	<ul style="list-style-type: none"> • Lacked matching funds to move forward • Instability of District's fiscal situation 	January 27, 2010	<ul style="list-style-type: none"> • Approved for Design grant only • Board directed District to seek local funding sources prior to requesting FH for construction phase
Aromas- San Juan Unified	Facility Hardship project-Design Funding with Advance Funding for Evaluation and RA	<ul style="list-style-type: none"> • Facility Hardship project involves buildings defined as "Most Vulnerable Category 2 Building 	March 28, 2012	<ul style="list-style-type: none"> • Board took no action • FH status not approved
Sierra Plumas Joint Unified	Facility Hardship project- full construction funding	<ul style="list-style-type: none"> • Unable to pass a bond due to county demographics and history • Requesting funding for health and safety related rehabilitation work 	March 20, 2013	<ul style="list-style-type: none"> • FH status not approved

ATTACHMENT C
District's Seeking Financial Hardship Status – Other Evidence

Mountain Valley Unified	Two facility Hardship projects-full construction funding	Facility Hardship project, portions of a remotely located school were closed for mold mitigation.	August 23, 2017	<ul style="list-style-type: none"> • FH status approved • Approved for immediate Apportionment
Central Union Elementary	One modernization project – full construction funding	<ul style="list-style-type: none"> • Unable to pass a bond due to county demographics • State funding leveraged Federal Office of Economic Adjustment project funding 	December 11, 2018	<ul style="list-style-type: none"> • FH status approved • Approved for immediate apportionment
Biggs Unified	Four modernization projects – full construction funding	<ul style="list-style-type: none"> • Unable to pass a local bond • Impacted by students displaced by the Camp Fire • Continual instability of District's fiscal situation 	June 26, 2019	<ul style="list-style-type: none"> • FH status approved
Trinity Alps Unified	Facility Hardship project – Design funding plus advance approval for three future projects.	<ul style="list-style-type: none"> • District planned March 2020 bond but receipt of proceeds would not be quick enough to resolve health and safety issue. Bond would offset future projects if approved. 	February 26, 2020	<ul style="list-style-type: none"> • FH Approved for project and three future projects. • Approved for immediate apportionment
Lompoc Unified	Full Day Kindergarten Facilities project—full construction funding	<ul style="list-style-type: none"> • Unable to pass a bond 	May 27, 2020	<ul style="list-style-type: none"> • FH status not approved
Central Union Elementary	One modernization project – Design funding	<ul style="list-style-type: none"> • Unable to pass a bond due to county demographics • State funding leveraged Federal Office of Economic Adjustment project funding 	September 21, 2022	<ul style="list-style-type: none"> • FH status approved • Approved for immediate apportionment

¹AB 1200 District – Law passed in 1991 that defined fiscal accountability for school districts and county offices of education to prevent bankruptcy. Districts are required to submit interim reports of their financial health to their County offices.

ATTACHMENT D1

SAB Meeting:

January 24, 2024

New Construction - Adjusted Grant Approval

APPLICANT DATA

Applicant:	Jacoby Creek Elementary	PTN:	62893 - 8
Application No:	50/62893-00-001	County:	Humboldt
School Name:	Jacoby Creek Elementary	Filing Basis:	District-wide

HISTORY OF PROJECT FUNDING

	Fund Code	Proposition	Previously Authorized	Authorized This Action	State Apportionment This Action
<u>State Share</u>					
NC/Add. Grant	001-2324	GF	\$	\$ 3,958,955.00	\$ 3,958,955.00
<u>Applicant Share</u>					
District Contribution				452,510.22	
Financial Hardship	001-2324	GF		3,506,444.78	3,506,444.78
Total			\$ <u>0.00</u>	\$ <u>7,917,910.00</u>	\$ <u>7,465,399.78</u>
Funding Source:	General Funds 2023/2024				

APPLICATION DATA

Type of Project: Elementary School

Pupils Assigned: K-6: 177
7-8: 18

Number of Classrooms: 8

Addition to Existing Site: No

Use of Grants 1859.77.3(a): No

Use of Grants 1859.77.3(b): Yes

Master Plan Acres: 12.7

Recommended Acres: 12.7

Existing Acres: 6.6

Proposed Acres: 0.0

PROGRAM GRANT DATA

Automatic Sprinkler System	\$ 53,178.00
Base Grant	\$ 3,133,263.00
Fire Detection	\$ 3,813.00
Project Assistance	\$ 9,775.00
Service Site Development	\$ 758,926.00
Total State Share (50%)	<u>3,958,955.00</u>
Applicant Share (50%)	<u>3,958,955.00</u>
Total Project Cost	\$ <u>7,917,910.00</u>

STIPULATED TERMS & NEXT STEPS

A valid Fund Release Authorization (Form SAB 50-05) must be signed by the designated District Representative and must be received by the Office of Public School Construction prior to 11:59 p.m. within 365 calendar days of SAB approval of the Apportionment for this project. The form may be submitted electronically via OPSC Online or via email to OPSCApplicationReviewTeam@dgs.ca.gov.

The Applicant shall ensure that it is in compliance with all applicable laws, regulations and certifications it made on the program forms.

The Applicant is required to submit a signed Grant Agreement for the project prior to or concurrent with a valid Fund Release Authorization (Form SAB 50-05). Failure to submit an executed Grant Agreement and valid Form SAB 50-05 prior to the deadline shall result in the Apportionment being rescinded without further board action.

The Applicant is responsible for ensuring that the project is compliant with Prevailing Wage Monitoring and/or Labor Compliance Program requirements at the time construction contracts are executed and/or construction commenced.

The Applicant qualifies for financial hardship pursuant to School Facility Program Regulation Section 1859.81(c)(5). The Applicant qualifies for financial hardship using other evidence of reasonable effort as approved by the Board on January 24, 2024.

ATTACHMENT D2

SAB Meeting:

January 24, 2024

Modernization - Adjusted Grant Approval

APPLICANT DATA

Applicant:	Jacoby Creek Elementary	PTN:	62893 - 8
Application No:	57/62893-00-002	County:	Humboldt
School Name:	Jacoby Creek Elementary		

HISTORY OF PROJECT FUNDING

	Fund Code	Proposition	Previously Authorized	Authorized This Action	State Apportionment This Action
State Share					
Mod/Add. Grant	001-2324	GF	\$	\$ 2,597,518.00	\$ 2,597,518.00
Applicant Share					
District Contribution				186,806.29	
Financial Hardship	001-2324	GF		1,544,872.38	\$ 1,544,872.38
Total			\$ <u>0.00</u>	\$ <u>4,329,196.67</u>	\$ <u>4,142,390.38</u>

Funding Source: General Funds 2023/2024

APPLICATION DATA

Type of Project:	Elementary School	
Pupils Assigned Under 50 Yrs:	K-6:	237
	7-8:	100
Recommended Acres:	13.0	
Existing Acres:	6.6	

PROGRAM GRANT DATA

Accessibility Fire Grant	\$	62,579.00
Base Grant - Under 50Yr	\$	2,085,982.00
Fire Detection	\$	66,726.00
Project Assistance	\$	5,214.00
Urban / Security / Impacted Site	\$	377,017.00
Total State Share (60%)		<u>2,597,518.00</u>
Applicant Share (40%)		<u>1,731,678.67</u>
Total Project Cost	\$	<u>4,329,196.67</u>

STIPULATED TERMS & NEXT STEPS

A valid Fund Release Authorization (Form SAB 50-05) must be signed by the designated District Representative and must be received by the Office of Public School Construction prior to 11:59 p.m. within 365 calendar days of SAB approval of the Apportionment for this project. The form may be submitted electronically via OPSC Online or via email to OPSCApplicationReviewTeam@dgs.ca.gov.

The Applicant shall ensure that it is in compliance with all applicable laws, regulations and certifications it made on the program forms.

The Applicant is required to submit a signed Grant Agreement for the project prior to or concurrent with a valid Fund Release Authorization (Form SAB 50-05). Failure to submit an executed Grant Agreement and valid Form SAB 50-05 prior to the deadline shall result in the Apportionment being rescinded without further board action.

The Applicant is responsible for ensuring that the project is compliant with Prevailing Wage Monitoring and/or Labor Compliance Program requirements at the time construction contracts are executed and/or construction commenced.

The Applicant qualifies for financial hardship pursuant to School Facility Program Regulation Section 1859.81(c)(5). The Applicant qualifies for financial hardship using other evidence of reasonable effort as approved by the Board on January 24, 2024.

ATTACHMENT E1

SAB Meeting:

January 24, 2024

New Construction - Adjusted Grant Approval

APPLICANT DATA

Applicant:	Jacoby Creek Elementary	PTN:	62893 - 8
Application No:	50/62893-00-001	County:	Humboldt
School Name:	Jacoby Creek Elementary	Filing Basis:	District-wide

HISTORY OF PROJECT FUNDING

	Fund Code	Proposition	Previously Authorized	Authorized This Action	State Apportionment This Action
<u>State Share</u>					
NC/Add. Grant	001-2324	GF	\$	\$ 3,958,955.00	\$ 3,958,955.00
<u>Applicant Share</u>					
District Contribution				3,958,955.00	
Total			\$ <u>0.00</u>	\$ <u>7,917,910.00</u>	\$ <u>3,958,955.00</u>

Funding Source: General Funds 2023/2024

APPLICATION DATA

Type of Project: Elementary School

Pupils Assigned: **K-6:** 177
7-8: 18

Number of Classrooms: 8

Addition to Existing Site: No

Use of Grants 1859.77.3(a): No

Use of Grants 1859.77.3(b): Yes

Master Plan Acres: 12.7

Recommended Acres: 12.7

Existing Acres: 6.6

Proposed Acres: 0.0

PROGRAM GRANT DATA

Automatic Sprinkler System	\$ 53,178.00
Base Grant	\$ 3,133,263.00
Fire Detection	\$ 3,813.00
Project Assistance	\$ 9,775.00
Service Site Development	\$ 758,926.00
Total State Share (50%)	<u>3,958,955.00</u>
Applicant Share (50%)	<u>3,958,955.00</u>
Total Project Cost	\$ <u>7,917,910.00</u>

STIPULATED TERMS & NEXT STEPS

A valid Fund Release Authorization (Form SAB 50-05) must be signed by the designated District Representative and must be received by the Office of Public School Construction prior to 11:59 p.m. within 180 calendar days of SAB approval of the Apportionment for this project. The form may be submitted electronically via OPSC Online or via email to OPSCApplicationReviewTeam@dgs.ca.gov.

The Applicant shall ensure that it is in compliance with all applicable laws, regulations and certifications it made on the program forms.

The Applicant is required to submit a signed Grant Agreement for the project prior to or concurrent with a valid Fund Release Authorization (Form SAB 50-05). Failure to submit an executed Grant Agreement and valid Form SAB 50-05 prior to the deadline shall result in the Apportionment being rescinded without further board action.

The Applicant is responsible for ensuring that the project is compliant with Prevailing Wage Monitoring and/or Labor Compliance Program requirements at the time construction contracts are executed and/or construction commenced.

ATTACHMENT E2

SAB Meeting:

January 24, 2024

Modernization - Adjusted Grant Approval

APPLICANT DATA

Applicant:	Jacoby Creek Elementary	PTN:	62893 - 8
Application No:	57/62893-00-002	County:	Humboldt
School Name:	Jacoby Creek Elementary		

HISTORY OF PROJECT FUNDING

	Fund Code	Proposition	Previously Authorized	Authorized This Action	State Apportionment This Action
State Share					
Mod/Add. Grant	001-2324	GF	\$	\$ 2,597,518.00	\$ 2,597,518.00
Applicant Share					
District Contribution				1,731,678.67	
Total			\$ <u>0.00</u>	\$ <u>4,329,196.67</u>	\$ <u>2,597,518.00</u>
Funding Source:	General Funds 2023/2024				

APPLICATION DATA

Type of Project: Elementary School

Pupils Assigned Under 50 Yrs:

K-6:	237
7-8:	100

Recommended Acres: 13.0

Existing Acres: 6.6

PROGRAM GRANT DATA

Accessibility Fire Grant	\$	62,579.00
Base Grant - Under 50Yr	\$	2,085,982.00
Fire Detection	\$	66,726.00
Project Assistance	\$	5,214.00
Urban / Security / Impacted Site	\$	377,017.00
Total State Share (60%)		<u>2,597,518.00</u>
Applicant Share (40%)		1,731,678.67
Total Project Cost	\$	<u><u>4,329,196.67</u></u>

STIPULATED TERMS & NEXT STEPS

A valid Fund Release Authorization (Form SAB 50-05) must be signed by the designated District Representative and must be received by the Office of Public School Construction prior to 11:59 p.m. within 180 calendar days of SAB approval of the Apportionment for this project. The form may be submitted electronically via OPSC Online or via email to OPSCApplicationReviewTeam@dgs.ca.gov.

The Applicant shall ensure that it is in compliance with all applicable laws, regulations and certifications it made on the program forms.

The Applicant is required to submit a signed Grant Agreement for the project prior to or concurrent with a valid Fund Release Authorization (Form SAB 50-05). Failure to submit an executed Grant Agreement and valid Form SAB 50-05 prior to the deadline shall result in the Apportionment being rescinded without further board action.

The Applicant is responsible for ensuring that the project is compliant with Prevailing Wage Monitoring and/or Labor Compliance Program requirements at the time construction contracts are executed and/or construction commenced.

Action Items

ANNUAL ADJUSTMENT TO SCHOOL FACILITY PROGRAM GRANTS

PURPOSE OF REPORT

To adopt the annual adjustment in the School Facility Program (SFP) grants based on the change in construction costs pursuant to the Education Code (EC) and SFP Regulations.

DESCRIPTION

This item presents the State Allocation Board (Board) with the annual adjustment to the SFP grants based on the statewide cost index for Class B construction. Each year the Board adjusts the SFP grants to reflect construction cost changes. In January 2016, the Board adopted the RS Means index for 2016 and future years. This item presents the 2024 annual adjustment to SFP grants based on the RS Means index.

AUTHORITY

See Attachment A.

STAFF ANALYSIS/STATEMENTS

At the January 2016 meeting, the Board adopted an increase to the SFP grants using the RS Means Construction Cost Index (CCI) as the statewide cost index for Class B construction.

The current rate of change between 2023 and 2024 for the RS Means Class B CCI is -1.33 percent. The chart below reflects the amounts previously adopted for 2023 compared to the potential amount for the new construction base grants.

Grade Level	Regulation Section	Current Adjusted Grant Per Pupil Effective 1-1-23	RS Means -1.33%
			Potential Grant Per Pupil Effective 1-1-24
Elementary	1859.71	\$15,983	\$15,770
Middle	1859.71	\$16,904	\$16,679
High	1859.71	\$21,509	\$21,223
Special Day Class – Severe	1859.71.1	\$44,911	\$44,314
Special Day Class – Non-Severe	1859.71.1	\$30,036	\$29,637

STAFF ANALYSIS/STATEMENTS (cont.)

The following chart shows the amounts previously adopted compared to the potential amount for the modernization base grants.

RS Means -1.33%

Grade Level	Regulation Section	Current Adjusted Grant Per Pupil Effective 1-1-23	Potential Grant Per Pupil Effective 1-1-24
Elementary	1859.78	\$6,086	\$6,005
Middle	1859.78	\$6,436	\$6,350
High	1859.78	\$8,427	\$8,315
Special Day Class – Severe	1859.78.3	\$19,396	\$19,138
Special Day Class – Non-Severe	1859.78.3	\$12,977	\$12,804

In addition, the CCI adjustment would decrease the threshold amount for Government Code Section 66452.6(a)(2) for the period of one year commencing March 1, 2024. The following chart shows the amount previously adopted for 2023 compared to the resulting threshold amount, upon approval of the proposed 2024 CCI adjustment:

RS Means -1.33%

	Effective 3-1-2023	Potential 3-1-2024
Resulting Amount	\$402,416	\$397,064

RECOMMENDATION

Adopt the decrease of 1.33 percent for the 2024 SFP grants based on the RS Means Construction Cost Index as shown in Attachment B.

BOARD ACTION

In considering this Item, the Board’s approval consisted of three parts: 1) adopted the staff recommendation which provided a decrease of 1.33 percent for the 2024 SFP grants based on the RS Means Construction Cost Index; 2) directed staff to research alternative indices, including costs and time to implement, to use for the construction cost adjustment and provide monthly status updates on both indices and also ongoing bond negotiations with the Legislature and Administration; and 3) requested a legal opinion from its counsel to determine: a) if the Board can adopt an additional adjustment to the SFP grants later in the year; and b) if the Board does adopt an additional adjustment to the SFP grants later in the year, can the Board retroactively apply that additional adjustment to previously approved projects with the amount adopted by the Board at its January 24, 2024 meeting.

ATTACHMENT A

AUTHORITY

For the New Construction grant, EC Section 17072.10(b) states, “The board annually shall adjust the per-unhoused- pupil apportionment to reflect construction cost changes, as set forth in the statewide cost index for class B construction as determined by the board.”

For Modernization funding, EC Section 17074.10(b) states, “The board shall annually adjust the factors set forth in subdivision (a) according to the adjustment for inflation set forth in the statewide cost index for class B construction, as determined by the board.”

Government Code Section 66452.6 states:

(a)(1) An approved or conditionally approved tentative map shall expire 24 months after its approval or conditional approval, or after any additional period of time as may be prescribed by local ordinance, not to exceed an additional 12 months. However, if the subdivider is required to expend two hundred thirty-six thousand seven hundred ninety dollars (\$236,790) or more to construct, improve, or finance the construction or improvement of public improvements outside the property boundaries of the tentative map, excluding improvements of public rights-of-way which abut the boundary of the property to be subdivided and which are reasonably related to the development of that property, each filing of a final map authorized by Section 66456.1 shall extend the expiration of the approved or conditionally approved tentative map by 36 months from the date of its expiration, as provided in this section, or the date of the previously filed final map, whichever is later. The extensions shall not extend the tentative map more than 10 years from its approval or conditional approval.

...

(2) Commencing January 1, 2012, and each calendar year thereafter, the amount of two hundred thirty-six thousand seven hundred ninety dollars (\$236,790) shall be annually increased by operation of law according to the adjustment for inflation set forth in the statewide cost index for class B construction, as determined by the State Allocation Board at its January meeting. The effective date of each annual adjustment shall be March 1. The adjusted amount shall apply to tentative and vesting tentative maps whose applications were received after the effective date of the adjustment.

SFP Regulation Section 1859.71 states,

The new construction per-unhoused-pupil grant amount, as provided by Education Code Section 17072.10(a), will be adjusted annually based on the change in the Class B Construction Cost Index as approved by the Board each January. The base Class B Construction Cost Index shall be 1.30 and the first adjustment shall be January 1999.

The new construction per-unhoused-pupil grant amount, as provided by Education Code Section 17072.10(a), may be increased by an additional amount not to exceed six percent in a fiscal year, or decreased, based on the analysis of the current cost to build schools as reported on the Project Information Worksheet (Revised 05/10) which shall be submitted with the Forms SAB 50-05 and 50-06 and as approved by the Board.

ATTACHMENT A

SFP Regulation Section 1859.2 Definitions states,

“Class B Construction Cost Index” is a construction factor index for structures made of reinforced concrete or steel frames, concrete floors, and roofs, and accepted and used by the Board.

SFP Regulation Section 1859.78 states, “The modernization per-unhoused-pupil grant amount, as provided by Education Code Section 17074.10(a), will be adjusted annually based on the change in the Class B Construction Cost Index as approved by the Board each January.

ATTACHMENT B

ANNUAL ADJUSTMENT TO SCHOOL FACILITY PROGRAM GRANTS

State Allocation Board Meeting, January 24, 2024

Grant Amount Adjustments

New Construction	SFP Regulation Section	Adjusted Grant Per Pupil Effective 1-1-23	Adjusted Grant Per Pupil Effective 1-1-24
Elementary	1859.71	\$15,983	\$15,770
Middle	1859.71	\$16,904	\$16,679
High	1859.71	\$21,509	\$21,223
Special Day Class – Severe	1859.71.1	\$44,911	\$44,314
Special Day Class – Non-Severe	1859.71.1	\$30,036	\$29,637
Automatic Fire Detection/Alarm System – Elementary	1859.71.2	\$19	\$19
Automatic Fire Detection/Alarm System – Middle	1859.71.2	\$25	\$25
Automatic Fire Detection/Alarm System – High	1859.71.2	\$43	\$42
Automatic Fire Detection/Alarm System – Special Day Class – Severe	1859.71.2	\$80	\$79
Automatic Fire Detection/Alarm System – Special Day Class – Non-Severe	1859.71.2	\$57	\$56
Automatic Sprinkler System – Elementary	1859.71.2	\$268	\$264
Automatic Sprinkler System – Middle	1859.71.2	\$319	\$315
Automatic Sprinkler System – High	1859.71.2	\$331	\$327
Automatic Sprinkler System – Special Day Class – Severe	1859.71.2	\$846	\$835
Automatic Sprinkler System – Special Day Class – Non-Severe	1859.71.2	\$567	\$559

ATTACHMENT B

ANNUAL ADJUSTMENT TO SCHOOL FACILITY PROGRAM GRANTS

State Allocation Board Meeting, January 24, 2024

Grant Amount Adjustments

Modernization	SFP Regulation Section	Adjusted Grant Per Pupil Effective 1-1-23	Adjusted Grant Per Pupil Effective 1-1-24
Elementary	1859.78	\$6,086	\$6,005
Middle	1859.78	\$6,436	\$6,350
High	1859.78	\$8,427	\$8,315
Special Day Class - Severe	1859.78.3	\$19,396	\$19,138
Special Day Class – Non-Severe	1859.78.3	\$12,977	\$12,804
State Special School – Severe	1859.78	\$32,330	\$31,900
Automatic Fire Detection/Alarm System – Elementary	1859.78.4	\$198	\$195
Automatic Fire Detection/Alarm System – Middle	1859.78.4	\$198	\$195
Automatic Fire Detection/Alarm System – High	1859.78.4	\$198	\$195
Automatic Fire Detection/Alarm System – Special Day Class – Severe	1859.78.4	\$544	\$537
Automatic Fire Detection/Alarm System – Special Day Class – Non-Severe	1859.78.4	\$365	\$360
Over 50 Years Old – Elementary	1859.78.6	\$8,454	\$8,342
Over 50 Years Old – Middle	1859.78.6	\$8,942	\$8,823
Over 50 Years Old – High	1859.78.6	\$11,705	\$11,549
Over 50 Years Old – Special Day Class – Severe	1859.78.6	\$26,948	\$26,590
Over 50 Years Old – Special Day Class – Non-Severe	1859.78.6	\$18,019	\$17,779
Over 50 Years Old – State Special Day School – Severe	1859.78.6	\$44,910	\$44,313

ATTACHMENT B

ANNUAL ADJUSTMENT TO SCHOOL FACILITY PROGRAM GRANTS

State Allocation Board Meeting, January 24, 2024

Grant Amount Adjustments

New Construction / Modernization / Facility Hardship / Seismic Mitigation / Joint Use	SFP Regulation Section	Adjusted Grant Amount Effective 1-1-23	Adjusted Grant Amount Effective 1-1-24
Therapy/Multipurpose Room/Other (per square foot)	1859.72 1859.73.2 1859.77.3 1859.82.1 1859.82.2 1859.125 1859.125.1	\$262	\$259
Toilet Facilities (per square foot)	1859.72 1859.73.2 1859.82.1 1859.82.2 1859.125 1859.125.1	\$470	\$464
Portable Therapy/Multipurpose Room/Other (per square foot)	1859.72 1859.73.2 1859.77.3 1859.82.1 1859.125 1859.125.1	\$59	\$58
Portable Toilet Facilities (per square foot)	1859.72 1859.73.2 1859.82.1 1859.125 1859.125.1	\$152	\$150

New Construction Only	SFP Regulation Section	Adjusted Grant Amount Effective 1-1-23	Adjusted Grant Amount Effective 1-1-24
Parking Spaces (per stall)	1859.76	\$20,325	\$20,055
General Site Grant (per acre for additional acreage being acquired)	1859.76	\$26,016	\$25,670
Project Assistance (for school district with less than 2,500 pupils)	1859.73.1	\$9,775	\$9,645

ATTACHMENT B

ANNUAL ADJUSTMENT TO SCHOOL FACILITY PROGRAM GRANTS

State Allocation Board Meeting, January 24, 2024
Grant Amount Adjustments

Modernization Only	SFP Regulation Section	Adjusted Grant Amount Effective 1-1-23	Adjusted Grant Amount Effective 1-1-24
Two-stop Elevator	1859.83	\$162,591	\$160,429
Each Additional Stop	1859.83	\$29,268	\$28,879
Project Assistance (for school district with less than 2,500 pupils)	1859.78.2	\$5,214	\$5,145

Facility Hardship / Rehabilitation	SFP Regulation Section	Adjusted Grant Amount Effective 1-1-23	Adjusted Grant Amount Effective 1-1-24
Current Replacement Cost – Permanent Other (per square foot)	1859.2	\$521	\$514
Current Replacement Cost – Permanent Toilets (per square foot)	1859.2	\$939	\$927
Current Replacement Cost – Portable Other (per square foot)	1859.2	\$119	\$117
Current Replacement Cost – Portable Toilets (per square foot)	1859.2	\$305	\$301
Interim Housing – Financial Hardship (per classroom)	1859.81	\$53,592	\$52,879

Charter School Facilities Program – Preliminary Apportionment Amounts	SFP Regulation Section	Adjusted Grant Amount Effective 1-1-23	Adjusted Grant Amount Effective 1-1-24
Charter School Elementary (per pupil)	1859.163.1	\$16,065	\$15,851
Charter School Middle (per pupil)	1859.163.1	\$17,008	\$16,782
Charter School High (per pupil)	1859.163.1	\$21,587	\$21,300
Charter School Special Day Class – Severe (per pupil)	1859.163.1	\$45,126	\$44,526
Charter School Special Day Class - Non-Severe (per pupil)	1859.163.1	\$30,178	\$29,777
Charter School Two-stop Elevator	1859.163.5	\$135,493	\$133,691
Charter School Each Additional Stop	1859.163.5	\$24,389	\$24,065

ATTACHMENT B

NEW SCHOOL ADJUSTMENTS (REGULATION SECTION 1859.83)

State Allocation Board Meeting, January 24, 2024

Classrooms in Project	Elementary School Adjusted Grant Effective 1-1-23	Elementary School Adjusted Grant Effective 1-1-24	Middle School Adjusted Grant Effective 1-1-23	Middle School Adjusted Grant Effective 1-1-24	High School Adjusted Grant Effective 1-1-23	High School Adjusted Grant Effective 1-1-24	Alternative Education New School Effective 1-1-23	Alternative Education New School Effective 1-1-24
1	\$433,578	\$427,811	\$1,826,446	\$1,802,154	\$3,972,658	\$3,919,822	\$1,177,977	\$1,162,310
2	\$1,021,617	\$1,008,029	\$2,048,656	\$2,021,409	\$4,132,539	\$4,077,576	\$1,429,179	\$1,410,171
3	\$1,533,782	\$1,513,383	\$2,276,285	\$2,246,010	\$5,108,091	\$5,040,153	\$2,498,385	\$2,465,156
4	\$1,942,971	\$1,917,129	\$2,525,591	\$2,492,001	\$5,975,247	\$5,895,776	\$2,810,804	\$2,773,420
5	\$2,281,704	\$2,251,357	\$2,785,739	\$2,748,689	\$6,579,544	\$6,492,036	\$3,123,223	\$3,081,684
6	\$2,766,767	\$2,729,969	\$3,048,596	\$3,008,050	\$7,183,845	\$7,088,300	\$3,435,643	\$3,389,949
7	\$3,257,255	\$3,213,934	\$3,311,451	\$3,267,409	\$7,788,144	\$7,684,562	\$3,748,064	\$3,698,215
8	\$3,633,927	\$3,585,596	\$3,598,698	\$3,550,835	\$8,254,240	\$8,144,459	\$4,076,094	\$4,021,882
9	\$3,633,927	\$3,585,596	\$3,902,201	\$3,850,302	\$8,628,202	\$8,513,447	\$4,414,853	\$4,356,135
10	\$4,273,451	\$4,216,614	\$4,208,416	\$4,152,444	\$8,999,452	\$8,879,759	\$4,753,612	\$4,690,389
11	\$4,273,451	\$4,216,614	\$4,514,631	\$4,454,586	\$9,373,415	\$9,248,749	\$6,068,168	\$5,987,461
12	\$4,498,372	\$4,438,544			\$9,714,856	\$9,585,648	\$6,406,928	\$6,321,716
13					\$10,050,879	\$9,917,202	\$6,745,687	\$6,655,969
14					\$10,386,903	\$10,248,757	\$7,084,447	\$6,990,224
15					\$10,725,635	\$10,582,984	\$7,423,208	\$7,324,479
16					\$11,061,658	\$10,914,538	\$7,761,966	\$7,658,732
17					\$11,400,391	\$11,248,766	\$8,100,727	\$7,992,987
18					\$11,736,414	\$11,580,320	\$8,439,486	\$8,327,241
19					\$12,072,437	\$11,911,874	\$8,778,246	\$8,661,495
20					\$12,411,170	\$12,246,101	\$9,117,007	\$8,995,751
21					\$12,747,191	\$12,577,653	\$9,456,011	\$9,330,246
22					\$13,083,214	\$12,909,207	\$9,794,771	\$9,664,501
23							\$10,133,532	\$9,998,756
24							\$10,472,290	\$10,333,009
25							\$10,811,051	\$10,667,264
26							\$11,149,812	\$11,001,520
27							\$11,488,570	\$11,335,772

INDEX ADJUSTMENT ON THE ASSESSMENT FOR DEVELOPMENT

PURPOSE OF REPORT

To report the index adjustment on the assessment for development, which may be levied pursuant to Education Code Section 17620.

DESCRIPTION

The law requires the maximum assessment for development be adjusted every two years by the change in the Class B construction cost index, as determined by the State Allocation Board (Board) in each calendar year. This item requests that the Board make the adjustment based on the change reflected using the RS Means index.

AUTHORITY

Education Code Section 17620(a)(1) states the following: “The governing board of any school district is authorized to levy a fee, charge, dedication, or other requirement against any construction within the boundaries of the district, for the purpose of funding the construction or reconstruction of school facilities, subject to any limitations set forth in Chapter 4.9 (commencing with Section 65995) of Division 1 of Title 7 of the Government Code.”

Government Code Section 65995(b)(3) states the following: “The amount of the limits set forth in paragraphs (1) and (2) shall be increased in 2000, and every two years thereafter, according to the adjustment for inflation set forth in the statewide cost index for class B construction, as determined by the State Allocation Board at its January meeting, which increase shall be effective as of the date of that meeting.”

BACKGROUND

There are three levels that may be levied for developer’s fees. The fees are levied on a per-square foot basis. The lowest fee, Level I, is assessed if the district conducts a Justification Study that establishes the connection between the development coming into the district and the assessment of fees to pay for the cost of the facilities needed to house future students. The Level II fee is assessed if a district makes a timely application to the Board for new construction funding, conducts a School Facility Needs Analysis pursuant to Government Code Section 65995.6, and satisfies at least two of the requirements listed in Government Code Section 65995.5(b)(3). The Level III fee is assessed when State bond funds are exhausted; the district may impose a developer’s fee up to 100 percent of the School Facility Program new construction project cost.

STAFF ANALYSIS/STATEMENTS

A historical comparison of the assessment rates for development fees for 2020 and 2022 are shown below for information. According to the RS Means, the cost index for Class B construction increased by 7.84% percent, during the two-year period from January 2022 to January 2024, requiring the assessment for development fees to be adjusted as follows beginning January 2024:

RS Means Index Maximum Level I Assessment Per Square Foot

	<u>2020</u>	<u>2022</u>	<u>2024</u>
Residential	\$4.08	\$4.79	\$5.17
Commercial/Industrial	\$0.66	\$0.78	\$0.84

RECOMMENDATION

Increase the 2024 maximum Level I assessment for development in the amount of 7.84 percent using the RS Means Index to be effective immediately.

Information Items

TENTATIVE WORKLOAD

February 2024

ACTION ITEMS

REPORTS, DISCUSSION and INFORMATION ITEMS

Local Audits Update for the 2023 Calendar Year
Standard Information Items

FINANCIAL REPORTS

Status of Fund Releases
Status of Funds

TENTATIVE WORKLOAD

March 2024

ACTION ITEMS

REPORTS, DISCUSSION and INFORMATION ITEMS

Standard Information Items

FINANCIAL REPORTS

Status of Fund Releases
Status of Funds

TENTATIVE WORKLOAD

April 2024

ACTION ITEMS

REPORTS, DISCUSSION and INFORMATION ITEMS

Standard Information Items

FINANCIAL REPORTS

Status of Fund Releases
Status of Funds

APPEALS

Received as of December 31, 2023

<u>Appeal Received Date</u>	<u>District/County</u>	<u>Tentative SAB Date*</u>	<u>Description</u>
6/23/2022	Wasco Union ESD / Kern	TBD	District requests funding for a new construction project based on an enrollment period that is different from the enrollment period in which the application was processed.
10/23/2023	Los Angeles USD/Los Angeles	2/28/2024	District requests equipment substitutions for an SAB-approved Career Technical Education Facilities Program funding application.
11/17/2023	Lassen View Union Elementary/Tehama	3/27/2024	District requests to receive Financial Hardship status based upon other evidence of reasonable effort as approved by the State Allocation Board for a Facility Hardship Program application.

*Please note: Tentative SAB Date is not a guaranteed meeting date and may be subject to change.

STATE ALLOCATION BOARD MEETING DATES

The State Allocation Board (SAB) meeting dates for the 2024 calendar year are as follows:

Board Date	Type of Meeting
February 28, 2024*	Monthly (Consent/Appeals/Action)
March 27, 2024*	Monthly (Consent/Appeals/Action)
April 24, 2024*	Monthly (Consent/Appeals/Action)
May 22, 2024*	Monthly (Consent/Appeals/Action)
June 26, 2024*	Monthly (Consent/Appeals/Action)
July 24, 2024*	Monthly (Consent/Appeals/Action)
August 28, 2024*	Monthly (Consent/Appeals/Action)
September 25, 2024*	Monthly (Consent/Appeals/Action)
October 23, 2024*	Monthly (Consent/Appeals/Action)
December 2024*	Monthly (Consent/Appeals/Action)

*The projected dates and time will be determined upon the discussion with the Chair based on workload.

The SAB meets at 4:00 p.m. when the State Legislature is in session and at 3:00 p.m. when the State Legislature is out on recess.

Due to scheduling changes within the Legislature, some of the SAB meetings may be canceled or changed with short notice.

INFORMATION ITEM

SCHOOL FACILITY PROGRAM NEW CONSTRUCTION AND MODERNIZATION UNFUNDED LIST (as of December 4, 2023)

The New Construction and Modernization projects on this list have received an “unfunded” approval by the State Allocation Board (SAB). Note that an “unfunded” approval does not guarantee a future apportionment by the SAB.

Published monthly in the SAB Agenda.

This report is also located on the [OPSC Website](#)

Unfunded Approvals
as of December 4, 2023 SAB

County	School District	Application Number	Program	Approval	Received Date	SAB Unfunded Approval	Financial Hardship Apportionment	Loan	State Share	Total Apportionment	Cumulative Amount	Submitted Certification Letter November 2023	Grant Agreement Received as of 12/4/2023
SANTA CLARA	GILROY UNIFIED	54/69484-00-003	Charter	D	6/2/2022	10/26/2022	0.00	186,440.70	186,440.70	372,881.40	372,881.40	Yes	No
SANTA CLARA	GILROY UNIFIED	54/69484-00-004	Charter	D	6/2/2022	10/26/2022	0.00	88,864.10	88,864.10	177,728.20	550,609.60	Yes	No
ALAMEDA	OAKLAND UNIFIED	54/61259-00-012	Charter	D	6/3/2022	10/26/2022	0.00	1,434,748.20	1,434,748.20	2,869,496.40	3,420,106.00	Yes	Yes
SACRAMENTO	SACRAMENTO CITY UNIFIED	54/67439-00-009	Charter	D	6/3/2022	10/26/2022	0.00	538,007.10	538,007.10	1,076,014.20	4,496,120.20	No	No
MENDOCINO	POINT ARENA JOINT UNION HIGH	54/65599-00-001	Charter	D	6/3/2022	7/25/2023	0.00	35,765.50	35,765.50	71,531.00	4,567,651.20	Yes	Yes
SAN DIEGO	SAN DIEGO UNIFIED	54/68338-02-003	Charter	D	6/3/2022	7/25/2023	0.00	0.00	836,553.50	836,553.50	5,404,204.70	No	Yes
SAN DIEGO	SAN DIEGO UNIFIED	54/68338-02-004	Charter	D	6/3/2022	7/25/2023	0.00	0.00	715,159.50	715,159.50	6,119,364.20	No	Yes
SACRAMENTO	NATOMAS UNIFIED	54/75283-00-012	Charter	D	6/3/2022	9/27/2023	0.00	0.00	1,145,642.00	1,145,642.00	7,265,006.20	Yes	Yes
SACRAMENTO	NATOMAS UNIFIED	54/75283-00-013	Charter	D	6/3/2022	9/27/2023	0.00	0.00	313,426.10	313,426.10	7,578,432.30	Yes	Yes
LOS ANGELES	LOS ANGELES UNIFIED	54/64733-00-104	Charter	S	5/2/2022	10/23/2023	0.00	4,940,000.00	4,940,000.00	9,880,000.00	17,458,432.30	Yes	Yes
SAN DIEGO	SAN DIEGO UNIFIED	54/68338-06-001	Charter	D	6/3/2022	12/4/2023	0.00	0.00	1,258,718.70	1,258,718.70	18,717,151.00	No	No
SAN DIEGO	SAN DIEGO UNIFIED	54/68338-06-002	Charter	D	6/3/2022	12/4/2023	0.00	0.00	376,548.00	376,548.00	19,093,699.00	No	No
SANTA BARBARA	LOMPOC UNIFIED	54/69229-00-001	Charter	G	1/23/2023	12/4/2023	0.00	0.00	6,233,584.20	6,233,584.20	25,327,283.20	No	No
SOLANO	VALLEJO CITY UNIFIED	54/70581-00-004	Charter	G	2/28/2023	12/4/2023	0.00	317,285.80	317,285.80	634,571.60	25,961,854.80	Yes	No
SOLANO	VALLEJO CITY UNIFIED	54/70581-00-005	Charter	G	2/28/2023	12/4/2023	0.00	14,778,952.70	14,778,952.70	29,557,905.40	55,519,760.20	Yes	No
SOLANO	VALLEJO CITY UNIFIED	54/70581-00-006	Charter	G	2/28/2023	12/4/2023	0.00	21,326,412.90	21,326,412.90	42,652,825.80	98,172,586.00	Yes	No
SOLANO	VALLEJO CITY UNIFIED	54/70581-00-007	Charter	G	2/28/2023	12/4/2023	0.00	576,990.20	576,990.20	1,153,980.40	99,326,566.40	Yes	No
Total							\$0.00	\$44,223,467.20	\$55,103,099.20	\$99,326,566.40			

*This Unfunded List (Lack of AB 55 Loans) includes \$19.1 million for 12 projects for Charter School Facilities Program Preliminary Apportionments for Design and Site Funding.

County	School District	Application Number	Program	Approval	Received Date	SAB Date	Financial Hardship Apportionment	Loan	State Share	Total Apportionment	Prop. 47	Prop. 55	Prop. 1D	Prop. 51
SACRAMENTO	SAN JUAN UNIFIED	54/67447-00-007	Charter	P	6/5/2017	12/11/2018	0.00	0.00	3,855,763.80	3,855,763.80	0.00	0.00	3,855,763.80	0.00
BUTTE	CHICO UNIFIED	54/61424-00-006	Charter	P	5/30/2017	2/26/2020	0.00	1,877,635.40	3,175,079.40	5,052,714.80	0.00	0.00	5,052,714.80	0.00
BUTTE	CHICO UNIFIED	54/61424-00-007	Charter	P	5/30/2017	2/26/2020	0.00	2,555,059.80	4,584,394.80	7,139,454.60	0.00	0.00	4,847,001.60	2,292,453.00
LOS ANGELES	LOS ANGELES UNIFIED	54/64733-00-104	Charter	P	5/2/2022	10/26/2022	0.00	18,499,799.40	18,499,799.40	36,999,598.80	0.00	0.00	18,499,799.40	18,499,799.40
SHASTA	CASCADE UNION ELEMENTARY	54/69914-00-002	Charter	P	5/11/2022	10/26/2022	0.00	1,139,625.00	1,139,625.00	2,279,250.00	0.00	0.00	0.00	2,279,250.00
SACRAMENTO	SAN JUAN UNIFIED	54/67447-00-008	Charter	P	6/1/2022	10/26/2022	0.00	540,286.00	1,437,426.00	1,977,712.00	0.00	0.00	0.00	1,977,712.00
SACRAMENTO	NATOMAS UNIFIED	54/75283-00-009	Charter	P	6/1/2022	10/26/2022	0.00	1,780,934.50	9,780,934.50	11,561,869.00	984,158.50	8,796,776.00	0.00	1,780,934.50
SACRAMENTO	NATOMAS UNIFIED	54/75283-00-010	Charter	P	6/1/2022	10/26/2022	0.00	2,033,351.80	4,033,351.80	6,066,703.60	0.00	4,033,351.80	0.00	2,033,351.80
SANTA CLARA	GILROY UNIFIED	54/69484-00-003	Charter	P	6/2/2022	10/26/2022	0.00	1,677,966.30	1,677,966.30	3,355,932.60	0.00	0.00	0.00	3,355,932.60
SANTA CLARA	GILROY UNIFIED	54/69484-00-004	Charter	P	6/2/2022	10/26/2022	0.00	799,776.90	799,776.90	1,599,553.80	0.00	0.00	0.00	1,599,553.80
ALAMEDA	OAKLAND UNIFIED	54/61259-00-012	Charter	P	6/3/2022	10/26/2022	0.00	12,912,733.80	12,912,733.80	25,825,467.60	0.00	9,358,923.80	3,553,810.00	12,912,733.80
MENDOCINO	POINT ARENA JOINT UNION HIGH	54/65599-00-001	Charter	P	6/3/2022	10/26/2022	0.00	321,889.50	321,889.50	643,779.00	0.00	0.00	0.00	643,779.00
SACRAMENTO	SACRAMENTO CITY UNIFIED	54/67439-00-009	Charter	P	6/3/2022	10/26/2022	0.00	2,152,028.40	4,842,063.90	6,994,092.30	0.00	0.00	0.00	6,994,092.30
SAN DIEGO	SAN DIEGO UNIFIED	54/68338-02-003	Charter	P	6/3/2022	10/26/2022	0.00	0.00	7,528,981.50	7,528,981.50	0.00	0.00	7,528,981.50	0.00
SAN DIEGO	SAN DIEGO UNIFIED	54/68338-02-004	Charter	P	6/3/2022	10/26/2022	0.00	0.00	6,436,435.50	6,436,435.50	0.00	0.00	5,134,935.50	1,301,500.00
SHASTA	SHASTA UNION HIGH	54/70136-02-001	Charter	P	5/2/2022	5/31/2023	0.00	11,721,389.20	11,721,389.20	23,442,778.40	0.00	2,400,721.20	8,599,165.00	12,442,892.20
SACRAMENTO	NATOMAS UNIFIED	54/75283-00-012	Charter	P	6/3/2022	9/27/2023	0.00	0.00	10,310,778.00	10,310,778.00	1,287,425.00	2,381,006.00	2,040,920.00	4,601,427.00
SACRAMENTO	NATOMAS UNIFIED	54/75283-00-013	Charter	P	6/3/2022	9/27/2023	0.00	0.00	2,820,834.90	2,820,834.90	0.00	0.00	0.00	2,820,834.90
SAN DIEGO	SAN DIEGO UNIFIED	54/68338-06-001	Charter	P	6/3/2022	12/4/2023	0.00	0.00	11,328,468.30	11,328,468.30	0.00	0.00	11,328,468.30	0.00
SAN DIEGO	SAN DIEGO UNIFIED	54/68338-06-002	Charter	P	6/3/2022	12/4/2023	0.00	0.00	3,388,932.00	3,388,932.00	0.00	0.00	876,071.00	2,512,861.00
Total							0.00	58,012,476.00	120,596,624.50	178,609,100.50	2,271,583.50	26,970,778.80	71,317,630.90	78,049,107.30

*This Charter Unfunded Preliminary list does not include \$19.1 million for 12 projects for Charter School Facilities Program Preliminary Apportionments for Design and Site Funding.

INFORMATION ITEM

SCHOOL FACILITY PROGRAM OFFICE OF PUBLIC SCHOOL CONSTRUCTION FUNDING WORKLOAD LISTING (Applications Received Through December 31, 2023)

The New Construction and Modernization projects on this list represent completed applications awaiting the Office of Public School Construction (OPSC) processing and scheduling to the State Allocation Board.

This list includes future workload that is identified as:

- Pending reflects workload that has been processed by OPSC but awaiting further information/documentation from the district.
- Reviewing reflects currently being processed by OPSC.

Pursuant to SFP Regulation Section 1859.95.1, this list also includes applications that were received, but not reviewed by OPSC. This list is presented to the State Allocation Board for acknowledgement.

This list is also available on the [OPSC Website](#) and is updated on the first and third Fridays of each month.

SFP APPLICATIONS
New Construction and Charter School Facilities Program
- Workload as of December 31, 2023 -

District	County	Site Name	Application Number	OPSC Date Received	Estimated State Grant (a)***	Financial Hardship (b)	Notification Occurred**
Irvine Unified	Orange	Heritage Field K-8	50/73650-00-048	02/20/20	\$ 47,744,919	\$ -	3/1/2023
Brentwood Union Elementary	Contra Costa	Edna Hill Middle	50/61655-00-013	06/22/20	\$ 3,049,013	\$ -	4/3/2023
Kings Canyon Joint Unified	Fresno	Reedley High	50/62265-00-012	08/12/20	\$ 1,387,920	\$ -	4/3/2023
Alameda Unified	Alameda	Encinal Junior/Senior High	50/61119-02-002	08/26/20	\$ 3,465,835	\$ -	5/5/2023
Lemoore Union Elementary	Kings	Freedom Elementary	50/63974-00-006	09/11/20	\$ 9,100,949	\$ -	5/5/2023
Jacoby Creek Elementary	Humboldt	Jacoby Creek Elementary	50/62893-00-001	10/02/20	\$ 4,311,564	\$ 4,311,564	5/5/2023
Temecula Valley Unified	Riverside	STEAM Academy K-8	50/75192-01-001	10/29/20	\$ 8,625,543	\$ -	5/5/2023
Lodi Unified	San Joaquin	Tokay High	50/68585-00-029	11/16/20	\$ 9,155,946	\$ -	7/12/2023
Liberty Elementary	Tulare	Liberty Elementary	50/71985-00-005	11/16/20	\$ 427,203	\$ -	7/12/2023
Vacaville Unified	Solano	Edwin Markham Elementary	50/70573-00-002	11/19/20	\$ 5,451,185	\$ -	7/12/2023
Lake Elsinore Unified	Riverside	Railroad Canyon Elementary	50/75176-00-022	11/23/20	\$ 899,927	\$ -	7/12/2023
Turlock Unified	Stanislaus	Turlock High	50/75739-00-006	12/01/20	\$ 4,622,896	\$ -	7/12/2023
Alvina Elementary	Fresno	Alvina Elementary Charter	50/61994-00-001	12/09/20	\$ 359,209	\$ 359,209	7/12/2023
Kings Canyon Joint Unified	Fresno	Reedley High	50/62265-00-013	01/07/21	\$ 1,609,610	\$ -	7/12/2023
Hemet Unified	Riverside	Winchester Elementary	50/67082-00-017	01/11/21	\$ 3,650,360	\$ -	7/12/2023
Jurupa Unified	Riverside	Jurupa Middle	50/67090-00-018	01/29/21	\$ 3,500,478	\$ -	7/12/2023
Murrieta Valley Unified	Riverside	Murrieta Elementary	50/75200-00-027	01/29/21	\$ 4,732,721	\$ -	7/12/2023
Lassen View Union Elementary	Tehama	Lassen View Elementary	50/71563-00-002	02/03/21	\$ 1,046,170	\$ 1,046,170	7/12/2023
Escondido Union	San Diego	Del Dios Academy of Arts and Sciences	50/68098-00-011	02/04/21	\$ 6,600,729	\$ -	7/12/2023
Menifee Union Elementary	Riverside	Chester W Morrison Elementary	50/67116-00-018	02/12/21	\$ 1,262,376	\$ -	7/12/2023
Sulphur Springs Union	Los Angeles	Sulphur Springs Community Elementary	50/65045-00-011	02/25/21	\$ 4,833,303	\$ -	7/12/2023
Tracy Joint Unified	San Joaquin	North Elementary	50/75499-00-021	02/25/21	\$ 3,051,846	\$ -	7/12/2023
Novato Unified	Marin	Novato High	50/65417-01-001	02/26/21	\$ 845,651	\$ -	7/12/2023
Novato Unified	Marin	San Marin High	50/65417-02-001	02/26/21	\$ 2,747,397	\$ -	7/12/2023
Livermore Valley Joint Unified	Alameda	East Avenue Middle	50/61200-00-004	03/01/21	\$ 3,840,483	\$ -	7/12/2023
Downey Unified	Los Angeles	Griffiths (Gordon) Middle	50/64451-00-016	03/02/21	\$ 6,244,126	\$ -	7/12/2023
Fairfield-Suisun Unified	Solano	Mary Bird Early Childhood Education Center	50/70540-00-033	03/11/21	\$ 1,576,330	\$ -	7/12/2023
Downey Unified	Los Angeles	Sussman (Edward A.) Middle	50/64451-00-017	03/19/21	\$ 6,978,954	\$ -	7/12/2023
Roseville Joint Union High	Placer	West Park High	50/66928-00-009	03/23/21	\$ 21,175,459	\$ -	7/12/2023
Downey Unified	Los Angeles	Griffiths (Gordon) Middle	50/64451-00-018	03/25/21	\$ 8,937,895	\$ -	7/12/2023
Downey Unified	Los Angeles	Sussman (Edward A.) Middle	50/64451-00-019	03/25/21	\$ 6,814,000	\$ -	7/12/2023
Downey Unified	Los Angeles	Sussman (Edward A.) Middle	50/64451-00-020	03/25/21	\$ 8,176,800	\$ -	7/12/2023
Natomas Unified	Sacramento	Bannon Creek	50/75283-00-026	03/26/21	\$ 1,343,394	\$ -	8/1/2023
Natomas Unified	Sacramento	Jefferson Elementary	50/75283-00-027	03/26/21	\$ 5,212,918	\$ -	8/1/2023
Hesperia Unified	San Bernardino	Joshua Circle Elementary	50/75044-00-037	03/31/21	\$ 716,491	\$ -	8/1/2023
Hesperia Unified	San Bernardino	Krystal School of Science, Math & Technology	50/75044-00-038	03/31/21	\$ 716,491	\$ -	8/1/2023
Riverside Unified	Riverside	Monroe Elementary	50/67215-00-040	04/01/21	\$ 3,192,154	\$ -	8/1/2023
Rio Elementary	Ventura	Rio del Sol	50/72561-00-007	04/02/21	\$ 3,856,500	\$ -	8/1/2023
Fresno Unified	Fresno	Ericson Elementary	50/62166-06-008	04/05/21	\$ 1,008,917	\$ -	8/1/2023
Irvine Unified	Orange	Turtle Rock Elementary	50/73650-00-049	04/07/21	\$ 1,392,870	\$ -	8/1/2023
McFarland Unified	Kern	McFarland High	50/73908-00-011	04/16/21	\$ 4,745,947	\$ -	8/1/2023
Buckeye Union Elementary	El Dorado	Charter Montessori Valley View Campus	50/61838-00-009	05/05/21	\$ 436,875	\$ -	8/1/2023
Chico Unified	Butte	Pleasant Valley High	50/61424-00-012	05/06/21	\$ 2,419,725	\$ -	8/1/2023
Martinez Unified	Contra Costa	Las Juntas Elementary	50/61739-00-005	05/10/21	\$ 2,522,309	\$ -	8/1/2023
Novato Unified	Marin	San Marin High	50/65417-02-002	05/19/21	\$ 578,909	\$ -	9/1/2023
Patterson Joint Unified	Stanislaus	Walnut Grove Elementary	50/71217-00-010	05/19/21	\$ 3,541,045	\$ -	9/1/2023
Novato Unified	Marin	Novato High	50/65417-01-002	06/01/21	\$ 545,664	\$ -	9/1/2023
Bakersfield City	Kern	Bessie E. Owens Primary	50/63321-00-041	06/11/21	\$ 8,750,957	\$ -	9/1/2023

SFP APPLICATIONS
New Construction and Charter School Facilities Program
- Workload as of December 31, 2023 -

District	County	Site Name	Application Number	OPSC Date Received	Estimated State Grant (a)***	Financial Hardship (b)	Notification Occurred**
Bakersfield City	Kern	Bessie E. Owens Intermediate	50/63321-00-042	06/11/21	\$ 6,320,539	\$ -	9/1/2023
Kern High	Kern	Del Oro High	50/63529-00-016	06/14/21	\$ 56,047,017	\$ -	9/1/2023
Visalia Unified	Tulare	Sequoia High	50/72256-00-032	06/14/21	\$ 9,329,283	\$ -	9/1/2023
Los Banos Unified	Merced	Pacheco High	50/65755-00-015	06/15/21	\$ 4,067,088	\$ -	9/1/2023
Beaumont Unified	Riverside	Summerwind K-8	50/66993-00-021	06/25/21	\$ 16,932,287	\$ -	9/1/2023
Placer Union High	Placer	Placer High	50/66894-00-007	07/01/21	\$ 1,148,393	\$ -	9/1/2023
Liberty Union High	Contra Costa	Freedom High	50/61721-00-008	07/02/21	\$ 1,029,633	\$ -	9/1/2023
Chico Unified	Butte	Pleasant Valley High	50/61424-00-013	07/12/21	\$ 459,756	\$ -	10/2/2023
Downey Unified	Los Angeles	Stauffer (Mary R.) Middle	50/64451-00-021	07/12/21	\$ 13,982,312	\$ -	10/2/2023
Placer Union High	Placer	Placer High	50/66894-00-008	07/14/21	\$ 1,029,633	\$ -	10/2/2023
Walnut Valley Unified	Los Angeles	Suzanne Middle	50/73460-00-013	07/15/21	\$ 8,316,177	\$ -	10/2/2023
Downey Unified	Los Angeles	Doty (Wendy Lopour) Middle	50/64451-00-022	07/20/21	\$ 24,633,200	\$ -	10/2/2023
Downey Unified	Los Angeles	Doty (Wendy Lopour) Middle	50/64451-00-023	07/20/21	\$ 24,032,360	\$ -	10/2/2023
Hilmar Unified	Merced	Hilmar High	50/65698-00-005	07/21/21	\$ 691,077	\$ -	10/2/2023
Beaumont Unified	Riverside	Beaumont Senior High	50/66993-00-022	07/30/21	\$ 12,300,336	\$ -	10/2/2023
San Ramon Valley Unified	Contra Costa	Charlotte Wood Middle	50/61804-03-002	08/03/21	\$ 1,170,914	\$ -	10/2/2023
Alisal Union	Monterey	Fremont Elementary	50/65961-00-012	08/03/21	\$ 5,216,024	\$ -	10/2/2023
Elk Grove Unified	Sacramento	Pleasant Grove Elementary	50/67314-00-050	08/06/21	\$ 7,592,706	\$ -	10/2/2023
Hollister	San Benito	Rancho Santana	50/67470-00-005	08/06/21	\$ 16,259,235	\$ -	10/2/2023
Mountain View-Los Altos Union High	Santa Clara	Mountain View High	50/69609-00-001	08/06/21	\$ 8,944,888	\$ -	10/2/2023
Mountain View-Los Altos Union High	Santa Clara	Los Altos High	50/69609-00-002	08/06/21	\$ 8,911,775	\$ -	10/2/2023
San Juan Unified	Sacramento	Del Campo High	50/67447-00-001	08/09/21	\$ 2,623,353	\$ -	10/2/2023
Elk Grove Unified	Sacramento	Joseph Kerr Middle	50/67314-00-051	08/10/21	\$ 2,969,223	\$ -	10/2/2023
Washington Unified	Yolo	Westmore Oaks Elementary	50/72694-00-012	08/10/21	\$ 5,676,785	\$ -	10/2/2023
Marysville Joint Unified	Yuba	Linda Elementary	50/72736-00-032	08/10/21	\$ 733,693	\$ -	10/2/2023
Marysville Joint Unified	Yuba	Anna McKenney Intermediate	50/72736-00-033	08/10/21	\$ 1,311,740	\$ -	10/2/2023
Panama-Buena Vista Union	Kern	Highgate Elementary	50/63362-00-043	08/11/21	\$ 12,775,279	\$ -	11/2/2023
San Juan Unified	Sacramento	Arden Middle	50/67447-00-002	08/11/21	\$ 5,343,302	\$ -	11/2/2023
Santa Clara Unified	Santa Clara	Abram Agnew Elementary	50/69674-00-001	08/11/21	\$ 26,173,222	\$ -	11/2/2023
Santa Clara Unified	Santa Clara	Dolores Huerta Middle	50/69674-00-002	08/11/21	\$ 30,982,294	\$ -	11/2/2023
Coachella Valley Unified	Riverside	Palm View Elementary	50/73676-02-006	08/11/21	\$ 2,343,049	\$ -	11/2/2023
Livermore Valley Joint Unified	Alameda	Joe Michell Elementary	50/61200-00-005	08/12/21	\$ 9,593,714	\$ -	11/2/2023
Sanger Unified	Fresno	Centerville Elementary	50/62414-00-029	08/12/21	\$ 407,958	\$ -	11/2/2023
Sanger Unified	Fresno	John S. Wash Elementary	50/62414-00-030	08/12/21	\$ 1,051,987	\$ -	11/2/2023
Sanger Unified	Fresno	Lone Star Elementary	50/62414-00-031	08/12/21	\$ 819,640	\$ -	11/2/2023
Dublin Unified	Alameda	Frederiksen Elementary	50/75093-00-014	08/13/21	\$ 4,342,825	\$ -	11/2/2023
Patterson Joint Unified	Stanislaus	Grayson Elementary	50/71217-00-011	08/18/21	\$ 479,227	\$ -	11/2/2023
Redlands Unified	San Bernardino	Mission Elementary	50/67843-00-010	08/20/21	\$ 1,362,800	\$ -	11/2/2023
Placentia-Yorba Linda Unified	Orange	Glenview Elementary	50/66647-00-038	08/26/21	\$ 849,502	\$ -	11/2/2023
Pleasanton Unified	Alameda	Amador Valley High	50/75101-00-010	08/27/21	\$ 4,955,013	\$ -	11/2/2023
Pleasanton Unified	Alameda	Foothill High	50/75101-00-011	08/27/21	\$ 2,733,729	\$ -	11/2/2023
Manteca Unified	San Joaquin	Manteca High	50/68593-00-027	08/29/21	\$ 4,597,560	\$ -	11/2/2023
Riverside Unified	Riverside	Arlington High	50/67215-00-041	09/02/21	\$ 3,583,035	\$ -	11/2/2023
Irvine Unified	Orange	Northwood Elementary	50/73650-00-050	09/08/21	\$ 1,304,508	\$ -	11/2/2023
Irvine Unified	Orange	South Lake Middle	50/73650-00-051	09/08/21	\$ 447,209	\$ -	11/2/2023
Turlock Unified	Stanislaus	Marvin A. Dutcher Middle	50/75739-00-007	09/23/21	\$ 3,438,709	\$ -	11/2/2023
Woodland Joint Unified	Yolo	Spring Lake Elementary	50/72710-00-007	09/27/21	\$ 2,020,293	\$ -	12/1/2023
Maple Elementary	Kern	Maple Elementary	50/63610-00-004	10/08/21	\$ 63,871	\$ 63,871	12/1/2023

SFP APPLICATIONS
New Construction and Charter School Facilities Program
- Workload as of December 31, 2023 -

District	County	Site Name	Application Number	OPSC Date Received	Estimated State Grant (a)***	Financial Hardship (b)	Notification Occurred**
Mountain View Elementary	San Bernardino	Park View Elementary	50/67785-00-003	10/13/21	\$ 12,571,121	\$ -	12/1/2023
Liberty Union High	Contra Costa	Heritage High	50/61721-00-009	10/15/21	\$ 5,517,072	\$ -	12/1/2023
Paso Robles Joint Unified	San Luis Obispo	George H. Flamson Middle	50/75457-00-006	12/14/21	\$ 3,611,520	\$ -	12/1/2023
Cloverdale Unified	Sonoma	Jefferson Elementary	50/70656-00-001	01/03/22	\$ 6,084,991	\$ 6,084,991	
Cloverdale Unified	Sonoma	Washington Middle	50/70656-00-002	01/04/22	\$ 1,813,572	\$ -	
South Pasadena Unified	Los Angeles	Arroyo Vista Elementary	50/65029-00-006	01/06/22	\$ 464,094	\$ -	
South Pasadena Unified	Los Angeles	Monterey Hills Elementary	50/65029-00-007	01/06/22	\$ 928,014	\$ -	
South Pasadena Unified	Los Angeles	Marengo Elementary	50/65029-00-008	01/06/22	\$ 527,733	\$ -	
Lodi Unified	San Joaquin	Lodi High	50/68585-00-030	01/07/22	\$ 20,571,536	\$ -	
Chula Vista Elementary	San Diego	Otay Ranch Village 3	50/68023-00-013	01/11/22	\$ 13,795,399	\$ -	
San Marcos Unified	San Diego	Richland Elementary	50/73791-00-021	01/20/22	\$ 15,715,309	\$ -	
Riverside Unified	Riverside	Alcott Elementary	50/67215-00-042	02/02/22	\$ 3,792,255	\$ -	
Twin Rivers Unified	Sacramento	Community Outreach Academy	54/76505-00-009	06/03/22	\$ 16,650,832	\$ -	
Los Angeles Unified	Los Angeles	Huntington Park Senior High	51/64733-17-001*	10/14/22	\$ 5,777,521	\$ -	
Los Angeles Unified	Los Angeles	Huntington Park Senior High	51/64733-17-002*	10/14/22	\$ 6,141,596	\$ -	
Los Angeles Unified	Los Angeles	Huntington Park Senior High	51/64733-17-003*	10/14/22	\$ 16,574,443	\$ -	
Los Angeles Unified	Los Angeles	Venice Senior High	51/64733-00-005*	04/21/23	\$ 10,093,938	\$ -	
Los Angeles Unified	Los Angeles	Venice Senior High	51/64733-00-006*	04/21/23	\$ 4,586,109	\$ -	
Los Angeles Unified	Los Angeles	Roosevelt (Theodore) Senior High	51/64733-05-001*	05/01/23	\$ 6,691,474	\$ -	
Los Angeles Unified	Los Angeles	Roosevelt (Theodore) Senior High	51/64733-05-002*	05/01/23	\$ 11,406,450	\$ -	
Los Angeles Unified	Los Angeles	Roosevelt (Theodore) Senior High	51/64733-05-003*	05/01/23	\$ 26,007,436	\$ -	
Los Angeles Unified	Los Angeles	North Hollywood High	51/64733-22-001*	05/10/23	\$ 5,929,019	\$ -	
Los Angeles Unified	Los Angeles	North Hollywood High	51/64733-22-002*	05/10/23	\$ 714,355	\$ -	
Los Angeles Unified	Los Angeles	Venice Senior High	51/64733-00-007*	05/17/23	\$ 2,188,031	\$ -	
Los Angeles Unified	Los Angeles	Venice Senior High	51/64733-00-008*	05/17/23	\$ 3,405,438	\$ -	
Los Alamitos Unified	Orange	Los Alamitos High	51/73924-00-001	08/30/23	\$ 6,987,540	\$ -	
Huntington Beach City Elementary	Orange	Sowers Middle	51/66530-00-001	10/17/23	\$ 12,962,506	\$ -	
San Juan Unified	Sacramento	California Montessori Project - San Juan Campus	54/67447-00-007	12/11/23	\$ 5,181,252	\$ -	
San Juan Unified	Sacramento	California Montessori Project - San Juan Campus	54/67447-00-008	12/11/23	\$ 1,421,163	\$ -	
					\$ 826,717,835	\$ 11,865,805	
					Total	\$ 838,583,640	

NEW CONSTRUCTION FUNDING SUB-TOTALS	\$ 683,998,732	\$ 11,865,805
NEW CONSTRUCTION FACILITY HARDSHIP - NON SEISMIC	\$ 19,950,046	\$ -
NEW CONSTRUCTION FUNDING TOTAL		\$ 715,814,582
NEW CONSTRUCTION FACILITY HARDSHIP - SEISMIC	\$ 99,515,810	\$ -
CHARTER SCHOOLS	\$ 23,253,247	\$ -

(a) Represents estimated state share of project including excessive cost grants. Amounts shown have not been reviewed by OPSC for compliance with all School Facility Program requirements.

(b) Represents estimated financial hardship. Amounts shown have not been reviewed by OPSC for compliance with all School Facility Program requirements.

*Facility Hardship project requesting Seismic Mitigation Program funding.

** School districts have been notified that the Office of Public School Construction will begin processing the district's application in the near future.

SFP APPLICATIONS
 Modernization School Facilities Program
 - Workload as of December 31, 2023 -

District	County	Site Name	Application Number	OPSC Date Received	Estimated State Grant (a)***	Financial Hardship (b)	Notification Occurred**
Alameda City Unified	Alameda	Encinal Junior/Senior High	57/61119-00-024	09/09/20	\$ 1,106,364	\$ -	5/5/2023
San Francisco Unified	San Francisco	Giannini (AP) Middle	57/68478-00-066	09/16/20	\$ 7,072,634	\$ -	5/5/2023
Jacoby Creek Elementary	Humboldt	Jacoby Creek	57/62893-00-002	10/02/20	\$ 2,124,224	\$ 1,416,149	5/5/2023
Downey Unified	Los Angeles	Griffiths (Gordon) Middle	57/64451-00-039	11/02/20	\$ 5,499,618	\$ -	7/12/2023
Garden Grove Unified	Orange	Ethan B Allen Elementary	57/66522-00-108	11/06/20	\$ 2,327,552	\$ -	7/12/2023
Garden Grove Unified	Orange	Enders Elementary	57/66522-00-109	11/06/20	\$ 3,741,226	\$ -	7/12/2023
Garden Grove Unified	Orange	Earl Warren Elementary	57/66522-00-110	11/06/20	\$ 686,694	\$ -	7/12/2023
Garden Grove Unified	Orange	Mamie L Northcutt Elementary	57/66522-00-111	11/06/20	\$ 1,419,563	\$ -	7/12/2023
Redwood City Elementary	San Mateo	Fair Oaks Elementary	57/69005-00-012	11/09/20	\$ 1,511,169	\$ -	7/12/2023
Culver City Unified	Los Angeles	Farragut Elementary	57/64444-00-021	11/11/20	\$ 698,840	\$ -	7/12/2023
Ceres Unified	Stanislaus	Ceres High	57/71043-00-017	11/11/20	\$ 4,527,998	\$ -	7/12/2023
Manhattan Beach Unified	Los Angeles	Aurelia Pennekamp Elementary	57/75333-00-012	11/12/20	\$ 2,072,536	\$ -	7/12/2023
Lodi Unified	San Joaquin	Tokay High	57/68585-00-017	11/16/20	\$ 6,191,949	\$ -	7/12/2023
Tulare County Office of Education	Tulare	LB Hill Learning Center	57/10546-00-008	11/23/20	\$ 834,309	\$ 556,206	7/12/2023
Turlock Unified	Stanislaus	Turlock High	57/75739-00-017	12/01/20	\$ 8,679,594	\$ -	7/12/2023
Sequoia Union High	San Mateo	Menlo-Atherton High	57/69062-00-040	12/08/20	\$ 3,270,273	\$ -	7/12/2023
Santa Barbara Unified	Santa Barbara	Peabody Charter	57/76786-00-018	12/09/20	\$ 1,200,035	\$ -	7/12/2023
Canyon Elementary	Contra Costa	Canyon Elementary	57/61671-00-001	12/10/20	\$ 51,899	\$ 34,599	7/12/2023
Lodi Unified	San Joaquin	Bear Creek High	57/68585-00-018	12/10/20	\$ 1,798,147	\$ -	7/12/2023
Santa Monica-Malibu Unified	Los Angeles	Grant Elementary	57/64980-00-022	12/14/20	\$ 491,283	\$ -	7/12/2023
Pomona Unified	Los Angeles	Kellogg Polytechnic Elementary	57/64907-00-038	12/15/20	\$ 898,569	\$ -	7/12/2023
Redwood City Elementary	San Mateo	Taft Elementary	57/69005-00-013	12/17/20	\$ 2,508,541	\$ -	7/12/2023
Redwood City Elementary	San Mateo	Clifford Elementary	57/69005-00-014	12/17/20	\$ 1,974,531	\$ -	7/12/2023
San Ramon Valley Unified	Contra Costa	Charlotte Wood Middle	57/61804-00-045	12/18/20	\$ 4,160,111	\$ -	7/12/2023
Redwood City Elementary	San Mateo	Roosevelt Elementary	57/69005-00-015	12/18/20	\$ 2,983,678	\$ -	7/12/2023
Redwood City Elementary	San Mateo	John Gill Elementary	57/69005-00-016	12/18/20	\$ 280,308	\$ -	7/12/2023
Ceres Unified	Stanislaus	Carroll Fowler Elementary	57/71043-00-018	12/18/20	\$ 1,033,241	\$ -	7/12/2023
Los Alamitos Unified	Orange	Los Alamitos High	57/73924-00-020	12/18/20	\$ 4,813,761	\$ -	7/12/2023
Tulare City	Tulare	Live Oak Middle	57/72231-00-013	12/21/20	\$ 2,292,239	\$ -	7/12/2023
Laguna Beach Unified	Orange	Thurston Middle	57/66555-00-005	12/22/20	\$ 1,292,376	\$ -	5/5/2023
Hemet Unified	Riverside	Winchester Elementary	57/67082-00-011	01/11/21	\$ 3,605,542	\$ -	7/12/2023
Sequoia Union High	San Mateo	Menlo-Atherton High	57/69062-00-041	01/13/21	\$ 2,236,801	\$ -	7/12/2023
Pomona Unified	Los Angeles	Roosevelt Elementary	57/64907-00-039	01/15/21	\$ 3,830,957	\$ -	7/12/2023
Vacaville Unified	Solano	Sierra Vista K-8	57/70573-00-014	01/20/21	\$ 873,752	\$ -	7/12/2023
Vacaville Unified	Solano	Kairos Public School Vacaville Academy	57/70573-00-015	01/27/21	\$ 1,620,399	\$ -	7/12/2023
Murrieta Valley Unified	Riverside	Murrieta Elementary	57/75200-00-012	01/29/21	\$ 2,935,085	\$ -	7/12/2023
Pomona Unified	Los Angeles	Decker Elementary	57/64907-00-040	02/02/21	\$ 557,351	\$ -	7/12/2023
South Bay Union Elementary	Humboldt	Pine Hill Elementary	57/63032-00-003	02/03/21	\$ 585,617	\$ -	7/12/2023
Lassen View Union Elementary	Tehama	Lassen View Elementary	57/71563-00-001	02/03/21	\$ 460,366	\$ 306,911	7/12/2023
Vallecito Union	Calaveras	Avery Middle	57/61580-00-003	02/05/21	\$ 895,071	\$ -	7/12/2023
Redding Elementary	Shasta	Sequoia Middle	57/70110-00-008	02/05/21	\$ 5,098,012	\$ -	7/12/2023
Livermore Valley Joint Unified	Alameda	East Avenue Middle	57/61200-00-030	02/08/21	\$ 1,456,271	\$ -	7/12/2023
Pomona Unified	Los Angeles	Vejar Elementary	57/64907-00-041	02/08/21	\$ 2,445,541	\$ -	7/12/2023
Traver Joint Elementary	Tulare	Traver Elementary	57/72223-00-002	02/09/21	\$ 939,161	\$ 626,107	7/12/2023
Inglewood Unified	Los Angeles	Woodworth-Monroe K-8 Academy	57/64634-00-004	02/10/21	\$ 5,961,316	\$ -	7/12/2023
Inglewood Unified	Los Angeles	Morningside High	57/64634-00-005	02/12/21	\$ 9,664,934	\$ -	7/12/2023
Inglewood Unified	Los Angeles	Woodworth-Monroe K-8 Academy	57/64634-00-006	02/12/21	\$ 5,961,316	\$ -	7/12/2023
Inglewood Unified	Los Angeles	Oak Street Elementary	57/64634-00-007	02/12/21	\$ 5,141,371	\$ -	7/12/2023

SFP APPLICATIONS
Modernization School Facilities Program
- Workload as of December 31, 2023 -

District	County	Site Name	Application Number	OPSC Date Received	Estimated State Grant (a)***	Financial Hardship (b)	Notification Occurred**
Menifee Union Elementary	Riverside	Chester W Morrison Elementary	57/67116-00-002	02/12/21	\$ 2,277,282	\$ -	7/12/2023
Temecula Valley Unified	Riverside	Rancho Elementary	57/75192-00-019	02/22/21	\$ 3,953,778	\$ -	7/12/2023
Vacaville Unified	Solano	Vacaville High	57/70573-00-016	02/23/21	\$ 6,462,712	\$ -	7/12/2023
Lindsay Unified	Tulare	Reagan Elementary	57/71993-00-010	02/25/21	\$ 1,273,276	\$ 848,851	7/12/2023
Tracy Joint Unified	San Joaquin	North Elementary	57/75499-00-013	02/25/21	\$ 6,087,113	\$ -	7/12/2023
Liberty Union High	Contra Costa	Liberty High	57/61721-00-005	02/26/21	\$ 1,092,009	\$ -	7/12/2023
Santa Monica-Malibu Unified	Los Angeles	John Muir Elementary	57/64980-00-021	02/27/21	\$ 3,288,633	\$ -	7/12/2023
San Bernardino City Unified	San Bernardino	Serrano Middle	57/67876-00-111	03/05/21	\$ 849,688	\$ -	7/12/2023
San Bernardino City Unified	San Bernardino	Martin Luther King Jr. Middle	57/67876-00-112	03/08/21	\$ 3,391,128	\$ -	7/12/2023
Chino Valley Unified	San Bernardino	Ruben S. Ayala High	57/67678-00-033	03/10/21	\$ 9,671,171	\$ -	7/12/2023
Chico Unified	Butte	Pleasant Valley High	57/61424-00-010	03/15/21	\$ 3,859,045	\$ -	7/12/2023
Pomona Unified	Los Angeles	Armstrong Elementary	57/64907-00-042	03/16/21	\$ 500,176	\$ -	7/12/2023
San Bernardino City Unified	San Bernardino	Pacific High	57/67876-00-113	03/23/21	\$ 15,389,526	\$ -	7/12/2023
Natomas Unified	Sacramento	Bannon Creek	57/75283-00-006	03/26/21	\$ 2,937,820	\$ -	8/1/2023
Natomas Unified	Sacramento	Jefferson Elementary	57/75283-00-007	03/26/21	\$ 618,428	\$ -	8/1/2023
Paramount Unified	Los Angeles	Frank J. Zamboni Middle	57/64873-00-013	03/30/21	\$ 5,037,676	\$ -	8/1/2023
Reef-Sunset Unified	Kings	Avenal High	57/73932-00-012	03/31/21	\$ 908,286	\$ -	8/1/2023
Reef-Sunset Unified	Kings	Avenal Elementary	57/73932-00-013	03/31/21	\$ 3,281,916	\$ -	8/1/2023
Reef-Sunset Unified	Kings	Avenal Elementary	57/73932-00-014	03/31/21	\$ 3,281,916	\$ -	8/1/2023
Riverside County Office of Education	Riverside	Menifee Valley Middle	57/10330-00-001	04/01/21	\$ 401,302	\$ -	8/1/2023
Riverside Unified	Riverside	Monroe Elementary	57/67215-00-048	04/02/21	\$ 914,304	\$ -	8/1/2023
Las Lomas Elementary	San Mateo	La Entrada Middle	57/68957-00-003	04/06/21	\$ 1,776,821	\$ -	8/1/2023
Las Lomas Elementary	San Mateo	Las Lomas Elementary	57/68957-00-004	04/06/21	\$ 647,349	\$ -	8/1/2023
Visalia Unified	Tulare	Hurley Elementary	57/72256-00-032	04/06/21	\$ 2,916,805	\$ -	8/1/2023
Clovis Unified	Fresno	Maple Creek Elementary	57/62117-00-063	04/07/21	\$ 3,258,566	\$ -	8/1/2023
Clovis Unified	Fresno	Nelson Elementary	57/62117-00-064	04/07/21	\$ 180,538	\$ -	8/1/2023
San Bernardino City Unified	San Bernardino	Shandin Hills Middle	57/67876-00-114	04/07/21	\$ 1,984,598	\$ -	8/1/2023
Redding Elementary	Shasta	Cypress Elementary	57/70110-00-009	04/08/21	\$ 1,860,757	\$ -	8/1/2023
Konocti Unified	Lake	Lower Lake High	57/64022-00-015	04/13/21	\$ 966,365	\$ -	8/1/2023
Los Angeles Unified	Los Angeles	Blythe Street Elementary	57/64733-00-732	04/16/21	\$ 1,800,737	\$ -	8/1/2023
Buellton Union Elementary	Santa Barbara	Oak Valley Elementary	57/69138-00-003	04/16/21	\$ 1,300,038	\$ -	8/1/2023
Downey Unified	Los Angeles	Sussman (Edward A.) Middle	57/64451-00-040	04/26/21	\$ 3,654,641	\$ -	8/1/2023
San Leandro Unified	Alameda	Garfield Elementary	57/61291-00-022	05/06/21	\$ 821,661	\$ -	8/1/2023
San Leandro Unified	Alameda	Wilson Elementary	57/61291-00-023	05/06/21	\$ 1,000,593	\$ -	8/1/2023
Martinez Unified	Contra Costa	Las Juntas Elementary	57/61739-00-012	05/10/21	\$ 616,008	\$ -	8/1/2023
Desert Sands Unified	Riverside	Gerald R. Ford Elementary	57/67058-00-023	05/10/21	\$ 3,961,892	\$ -	8/1/2023
Riverside Unified	Riverside	Arlington High	57/67215-00-049	05/14/21	\$ 1,175,470	\$ -	9/1/2023
Shasta Union High	Shasta	Shasta High	57/70136-00-005	05/18/21	\$ 1,702,529	\$ -	9/1/2023
Hermosa Beach City Elementary	Los Angeles	Hermosa View Elementary	57/64600-00-010	05/20/21	\$ 1,654,889	\$ -	9/1/2023
Castro Valley Unified	Alameda	Vannoy Elementary	57/61150-00-031	05/22/21	\$ 321,554	\$ -	9/1/2023
Pittsburg Unified	Contra Costa	Pittsburg Senior High	57/61788-00-011	05/28/21	\$ 7,941,908	\$ -	9/1/2023
Kings River-Hardwick Union Elementary	Kings	Kings River-Hardwick Elementary	57/63941-00-002	05/29/21	\$ 4,033,525	\$ 2,689,017	5/5/2023
Ontario-Montclair	San Bernardino	Central Language Academy	57/67819-00-039	05/29/21	\$ 493,206	\$ -	3/1/2023
Saugus Union Elementary	Los Angeles	Plum Canyon Elementary	57/64998-00-011	05/30/21	\$ 1,233,580	\$ -	1/4/2023
Val Verde Unified	Riverside	Mead Valley Elementary	57/75242-00-004	06/01/21	\$ 3,251,119	\$ -	9/1/2023
Val Verde Unified	Riverside	Val Verde Elementary	57/75242-00-005	06/01/21	\$ 5,054,655	\$ -	9/1/2023
Val Verde Unified	Riverside	Vista Verde Middle	57/75242-00-006	06/01/21	\$ 6,345,819	\$ -	9/1/2023
Palm Springs Unified	Riverside	Agua Caliente Elementary	57/67173-00-012	06/02/21	\$ 2,370,815	\$ -	9/1/2023

SFP APPLICATIONS
 Modernization School Facilities Program
 - Workload as of December 31, 2023 -

District	County	Site Name	Application Number	OPSC Date Received	Estimated State Grant (a)***	Financial Hardship (b)	Notification Occurred**
Lowell Joint	Los Angeles	El Portal Elementary	57/64766-00-003	06/07/21	\$ 1,286,348	\$ -	9/1/2023
Placer Union High	Placer	Placer High	57/66894-00-016	06/08/21	\$ 1,865,578	\$ -	9/1/2023
East Side Union High	Santa Clara	Andrew P. Hill High	57/69427-00-040	06/08/21	\$ 11,171,087	\$ -	9/1/2023
Val Verde Unified	Riverside	Tomas Rivera Middle	57/75242-00-007	06/08/21	\$ 5,309,678	\$ -	9/1/2023
Bakersfield City	Kern	Bessie E. Owens Primary	57/63321-00-018	06/11/21	\$ 4,048,293	\$ -	9/1/2023
Bakersfield City	Kern	Bessie E. Owens Intermediate	57/63321-00-019	06/11/21	\$ 5,114,606	\$ -	9/1/2023
San Juan Unified	Sacramento	Casa Roble Fundamental High	57/67447-00-070	06/11/21	\$ 2,413,857	\$ -	9/1/2023
Visalia Unified	Tulare	Mt. Whitney High	57/72256-00-033	06/14/21	\$ 2,244,397	\$ -	9/1/2023
Lucia Mar Unified	San Luis Obispo	Arroyo Grande High	57/68759-00-019	06/15/21	\$ 1,186,650	\$ -	9/1/2023
Salida Union Elementary	Stanislaus	Salida Elementary	57/71266-00-002	06/17/21	\$ 943,006	\$ -	9/1/2023
Salida Union Elementary	Stanislaus	Independence Charter	57/71266-00-003	06/17/21	\$ 460,501	\$ -	9/1/2023
Salida Union Elementary	Stanislaus	Mildred Perkins Elementary	57/71266-00-004	06/17/21	\$ 1,820,378	\$ -	9/1/2023
Santa Monica-Malibu Unified	Los Angeles	Lincoln Middle	57/64980-00-023	06/18/21	\$ 1,365,171	\$ -	9/1/2023
Lodi Unified	San Joaquin	Wagner-Holt Elementary	57/68585-00-019	06/21/21	\$ 664,542	\$ -	9/1/2023
Wheatland Union High	Yuba	Wheatland Union High	57/72769-00-003	06/25/21	\$ 1,080,953	\$ -	9/1/2023
Desert Sands Unified	Riverside	Abraham Lincoln Elementary	57/67058-00-024	07/02/21	\$ 1,839,667	\$ -	9/1/2023
Fontana Unified	San Bernardino	Locust Elementary	57/67710-00-027	07/07/21	\$ 593,663	\$ -	9/1/2023
Chino Valley Unified	San Bernardino	Hidden Trails Elementary	57/67678-00-034	07/08/21	\$ 2,084,162	\$ -	10/2/2023
Chino Valley Unified	San Bernardino	Butterfield Ranch Elementary	57/67678-00-035	07/08/21	\$ 2,084,162	\$ -	10/2/2023
Anderson Union High	Shasta	West Valley High	57/69856-00-004	07/08/21	\$ 1,460,131	\$ -	10/2/2023
Mendota Unified	Fresno	Mendota High	57/75127-00-007	07/08/21	\$ 2,400,209	\$ -	10/2/2023
Manhattan Beach Unified	Los Angeles	Grand View Elementary	57/75333-00-013	07/13/21	\$ 3,557,507	\$ -	10/2/2023
Vacaville Unified	Solano	Edwin Markham Elementary	57/70573-00-017	07/16/21	\$ 3,873,519	\$ -	10/2/2023
Long Beach Unified	Los Angeles	Robinson Academy	57/64725-00-046	07/21/21	\$ 4,793,886	\$ -	10/2/2023
Pleasanton Unified	Alameda	Amador Valley High	57/75101-00-018	07/21/21	\$ 1,552,152	\$ -	10/2/2023
Atascadero Unified	San Luis Obispo	San Benito Elementary	57/68700-00-012	07/30/21	\$ 2,726,484	\$ -	10/2/2023
Clovis Unified	Fresno	Cole Elementary	57/62117-00-065	08/03/21	\$ 3,901,527	\$ -	10/2/2023
San Ardo Union Elementary	Monterey	San Ardo Elementary	57/66175-00-001	08/06/21	\$ 904,499	\$ -	10/2/2023
Los Angeles Unified	Los Angeles	Granada Hills Continuation	57/64733-00-733	08/10/21	\$ 11,024,897	\$ -	10/2/2023
East Side Union High	Santa Clara	James Lick High	57/69427-00-041	08/11/21	\$ 9,249,390	\$ -	11/2/2023
Livermore Valley Joint Unified	Alameda	Joe Michell Elementary	57/61200-00-031	08/12/21	\$ 2,952,077	\$ -	11/2/2023
Long Beach Unified	Los Angeles	Hughes Middle	57/64725-00-047	08/13/21	\$ 10,336,081	\$ -	11/2/2023
Shasta Union High	Shasta	Enterprise High	57/70136-00-006	08/13/21	\$ 405,965	\$ -	11/2/2023
Fowler Unified	Fresno	Marshall Elementary	57/62158-00-005	08/16/21	\$ 593,663	\$ -	11/2/2023
Val Verde Unified	Riverside	Rainbow Ridge Elementary	57/75242-00-008	08/16/21	\$ 3,183,778	\$ -	11/2/2023
Mountain View-Los Altos Union High	Santa Clara	Los Altos High	57/69609-00-006	08/17/21	\$ 2,086,507	\$ -	11/2/2023
Chico Unified	Butte	Pleasant Valley High	57/61424-00-011	08/20/21	\$ 1,143,544	\$ -	11/2/2023
Simi Valley Unified	Ventura	Simi Valley High	57/72603-00-035	08/23/21	\$ 3,001,246	\$ -	11/2/2023
Simi Valley Unified	Ventura	Royal High	57/72603-00-036	08/23/21	\$ 6,538,581	\$ -	11/2/2023
Los Angeles Unified	Los Angeles	Arroyo Seco Museum Science	57/64733-00-735	08/24/21	\$ 1,992,899	\$ -	11/2/2023
Cloverdale Unified	Sonoma	Washington Middle	57/70656-00-003	08/25/21	\$ 1,594,800	\$ -	11/2/2023
Corona-Norco Unified	Riverside	Jefferson Elementary	57/67033-00-023	08/31/21	\$ 2,544,857	\$ -	1/6/2023
Jefferson Elementary	San Mateo	Garden Village Elementary	57/68916-00-031	09/02/21	\$ 576,150	\$ -	11/2/2023
San Juan Unified	Sacramento	John Barrett Middle	57/67447-00-071	09/03/21	\$ 4,012,081	\$ -	11/2/2023
Fowler Unified	Fresno	Malaga Elementary	57/62158-00-006	09/07/21	\$ 996,505	\$ -	11/2/2023
Irvine Unified	Orange	South Lake Middle	57/73650-00-037	09/08/21	\$ 5,557,028	\$ -	11/2/2023
Elk Grove Unified	Sacramento	Pleasant Grove Elementary	57/67314-00-038	09/14/21	\$ 2,732,908	\$ -	11/2/2023
Elk Grove Unified	Sacramento	Joseph Kerr Middle	57/67314-00-039	09/15/21	\$ 1,887,743	\$ -	11/2/2023

SFP APPLICATIONS
 Modernization School Facilities Program
 - Workload as of December 31, 2023 -

District	County	Site Name	Application Number	OPSC Date Received	Estimated State Grant (a)***	Financial Hardship (b)	Notification Occurred**
San Luis Coastal Unified	San Luis Obispo	Bishop's Peak Elementary	57/68809-00-029	09/23/21	\$ 1,028,097	\$ -	11/2/2023
Val Verde Unified	Riverside	Victoriano Elementary	57/75242-00-009	09/23/21	\$ 4,987,333	\$ -	11/2/2023
Newport-Mesa Unified	Orange	Back Bay High	57/66597-00-052	09/24/21	\$ 568,251	\$ -	11/2/2023
Newport-Mesa Unified	Orange	Horace Ensign Intermediate	57/66597-00-053	09/27/21	\$ 3,521,366	\$ -	12/1/2023
Hemet Unified	Riverside	Little Lake Elementary	57/67082-00-012	09/27/21	\$ 2,358,946	\$ -	12/1/2023
Victor Valley Union High	San Bernardino	Silverado High	57/67934-00-005	09/27/21	\$ 13,912,788	\$ -	12/1/2023
Sequoia Union Elementary	Tulare	Sequoia Union Elementary	57/72116-00-002	09/29/21	\$ 2,272,945	\$ -	12/1/2023
Fowler Unified	Fresno	Fowler High	57/62158-00-007	10/07/21	\$ 1,620,174	\$ -	12/1/2023
Newport-Mesa Unified	Orange	Costa Mesa High	57/66597-00-054	10/08/21	\$ 2,661,188	\$ -	12/1/2023
San Leandro Unified	Alameda	McKinley Elementary	57/61291-00-024	10/11/21	\$ 572,174	\$ -	12/1/2023
San Leandro Unified	Alameda	Washington Elementary	57/61291-00-025	10/11/21	\$ 635,413	\$ -	12/1/2023
San Marcos Unified	San Diego	Richland Elementary	57/73791-00-011	10/12/21	\$ 2,410,423	\$ -	12/1/2023
Santa Cruz City High	Santa Cruz	Santa Cruz High	57/69823-00-014	10/13/21	\$ 1,097,306	\$ -	12/1/2023
Val Verde Unified	Riverside	Mary McLeod Bethune Elementary	57/75242-00-010	10/13/21	\$ 3,927,022	\$ -	12/1/2023
Val Verde Unified	Riverside	El Potrero Elementary	57/75242-00-011	10/14/21	\$ 1,085,424	\$ -	12/1/2023
San Bernardino City Unified	San Bernardino	Del Rosa Elementary	57/67876-00-115	10/15/21	\$ 4,576,808	\$ -	12/1/2023
San Bernardino City Unified	San Bernardino	Warm Springs Elementary	57/67876-00-116	10/15/21	\$ 4,811,962	\$ -	12/1/2023
Windsor Unified	Sonoma	Mattie Washburn Elementary	57/75358-00-005	10/20/21	\$ 2,467,229	\$ -	12/1/2023
McCabe Union Elementary	Imperial	McCabe Elementary	57/63180-00-002	10/25/21	\$ 877,698	\$ 587,878	12/1/2023
Lowell Joint	Los Angeles	Jordan Elementary	57/64766-00-004	10/26/21	\$ 2,685,245	\$ -	12/1/2023
Sutter Union High	Sutter	Sutter High	57/71449-00-003	10/27/21	\$ 1,958,886	\$ 1,305,924	12/1/2023
Los Angeles Unified	Los Angeles	Sherman Oaks Center for Enriched Studies	57/64733-00-736	10/29/21	\$ 15,234,395	\$ -	12/1/2023
Vallejo City Unified	Solano	Highland Elementary	57/70581-00-021	11/02/21	\$ 1,406,709	\$ -	12/1/2023
Vallejo City Unified	Solano	Vallejo High	57/70581-00-022	11/02/21	\$ 7,334,265	\$ -	12/1/2023
Compton Unified	Los Angeles	Compton High	57/73437-01-044	11/09/21	\$ 11,859,646	\$ -	12/1/2023
Thermalito Union Elementary	Butte	Poplar Avenue Elementary	57/61549-00-007	11/15/21	\$ 2,145,740	\$ -	12/1/2023
Los Angeles Unified	Los Angeles	Theodore Roosevelt Senior High	57/64733-05-019	11/15/21	\$ 26,510,715	\$ -	12/1/2023
San Bernardino City Unified	San Bernardino	Rio Vista Elementary	57/67876-00-117	11/15/21	\$ 1,706,152	\$ -	12/1/2023
San Bernardino City Unified	San Bernardino	Barton Elementary	57/67876-00-118	11/15/21	\$ 1,969,764	\$ -	12/1/2023
San Bernardino City Unified	San Bernardino	Cole Elementary	57/67876-00-119	11/15/21	\$ 312,681	\$ -	12/1/2023
San Juan Unified	Sacramento	Arden Middle	57/67447-00-072	11/17/21	\$ 5,618,883	\$ -	12/1/2023
Surprise Valley Joint Unified	Modoc	Surprise Valley High	57/65896-00-002	11/24/21	\$ 92,981	\$ 61,987	12/1/2023
Pittsburg Unified	Contra Costa	Willow Cove Elementary	57/61788-00-012	12/07/21	\$ 3,407,170	\$ -	12/1/2023
San Diego Unified	San Diego	Linda Vista Elementary	57/68338-00-269	12/08/21	\$ 2,023,418	\$ -	12/1/2023
San Diego Unified	San Diego	La Jolla Elementary	57/68338-00-270	12/09/21	\$ 2,506,714	\$ -	12/1/2023
San Diego Unified	San Diego	Clairemont Canyons Academy	57/68338-00-271	12/09/21	\$ 1,588,882	\$ -	12/1/2023
San Diego Unified	San Diego	Spreckels Elementary	57/68338-00-272	12/10/21	\$ 3,371,438	\$ -	12/1/2023
Glendale Unified	Los Angeles	Benjamin Franklin Elementary	57/64568-00-050	12/17/21	\$ 2,693,602	\$ -	12/1/2023
San Juan Unified	Sacramento	Greer Elementary	57/67447-00-073	12/17/21	\$ 2,122,725	\$ -	12/1/2023
San Juan Unified	Sacramento	Sylvan Middle	57/67447-00-074	12/17/21	\$ 3,421,146	\$ -	12/1/2023
Hermosa Beach City Elementary	Los Angeles	Hermosa Valley Elementary	57/64600-00-011	12/20/21	\$ 1,407,337	\$ -	
Long Beach Unified	Los Angeles	Fremont Elementary	57/64725-00-048	12/20/21	\$ 3,811,046	\$ -	
Stockton Unified	San Joaquin	Montezuma Elementary	57/68676-00-043	12/20/21	\$ 3,941,683	\$ -	
Snowline Joint Unified	San Bernardino	Serrano High	57/73957-00-002	12/20/21	\$ 26,786,772	\$ -	
Los Angeles Unified	Los Angeles	Pio Pico Middle	57/64733-00-737	12/23/21	\$ 3,881,973	\$ -	
Los Angeles Unified	Los Angeles	Los Angeles Polytechnic High	57/64733-38-024	12/23/21	\$ 18,394,736	\$ -	
Hanford Joint Union High	Kings	Hanford West High	57/63925-00-006	01/03/22	\$ 6,324,560	\$ -	
Hanford Joint Union High	Kings	Hanford High	57/63925-00-007	01/03/22	\$ 9,031,588	\$ -	

SFP APPLICATIONS
 Modernization School Facilities Program
 - Workload as of December 31, 2023 -

District	County	Site Name	Application Number	OPSC Date Received	Estimated State Grant (a)***	Financial Hardship (b)	Notification Occurred**
Cloverdale Unified	Sonoma	Jefferson Elementary	57/70656-00-004	01/03/22	\$ 226,175	\$ 150,783	
San Juan Unified	Sacramento	Dyer-Kelly Elementary	57/67447-00-075	01/04/22	\$ 2,639,171	\$ -	
South Pasadena Unified	Los Angeles	Arroyo Vista Elementary	57/65029-00-007	01/06/22	\$ 2,037,319	\$ -	
South Pasadena Unified	Los Angeles	Monterey Hills Elementary	57/65029-00-008	01/06/22	\$ 2,764,964	\$ -	
South Pasadena Unified	Los Angeles	Marengo Elementary	57/65029-00-009	01/06/22	\$ 1,300,812	\$ -	
Santa Monica-Malibu Unified	Los Angeles	Santa Monica High	57/64980-00-024	01/07/22	\$ 2,263,976	\$ -	
Lodi Unified	San Joaquin	Lodi High	57/68585-00-020	01/07/22	\$ 12,701,506	\$ -	
Santa Monica-Malibu Unified	Los Angeles	Malibu Elementary	57/64980-00-025	01/10/22	\$ 211,730	\$ -	
Santa Monica-Malibu Unified	Los Angeles	Roosevelt Elementary	57/64980-00-026	01/10/22	\$ 253,045	\$ -	
San Juan Unified	Sacramento	Del Campo High	57/67447-00-076	01/11/22	\$ 1,718,782	\$ -	
Vacaville Unified	Solano	Willis Jepson Middle	57/70573-00-018	01/12/22	\$ 2,510,040	\$ -	
Lucia Mar Unified	San Luis Obispo	Dana Elementary	57/68759-00-020	01/13/22	\$ 1,545,027	\$ -	
San Francisco Unified	San Francisco	Marina Middle	57/68478-79-006	01/14/22	\$ 5,087,190	\$ -	
Visalia Unified	Tulare	Green Acres Middle	57/72256-00-034	01/18/22	\$ 5,041,833	\$ -	
Mendocino Unified	Mendocino	Mendocino High	57/65581-00-007	01/19/22	\$ 1,822,028	\$ -	
Oakland Unified	Alameda	Fremont High	57/61259-00-072	01/20/22	\$ 13,081,284	\$ -	
Fremont Union High	Santa Clara	Cupertino High	57/69468-00-017	01/25/22	\$ 2,883,779	\$ -	
Fremont Union High	Santa Clara	Fremont High	57/69468-00-018	01/25/22	\$ 1,831,159	\$ -	
Fremont Union High	Santa Clara	Monta Vista High	57/69468-00-019	01/25/22	\$ 824,211	\$ -	
Lucia Mar Unified	San Luis Obispo	Branch Elementary	57/68759-00-021	01/26/22	\$ 1,198,935	\$ -	
Lucia Mar Unified	San Luis Obispo	Shell Beach Elementary	57/68759-00-022	01/26/22	\$ 1,267,161	\$ -	
Shiloh Elementary	Stanislaus	Shiloh Elementary	57/71274-00-002	01/26/22	\$ 692,087	\$ -	
San Ramon Valley Unified	Contra Costa	San Ramon Valley High	57/61804-00-046	01/31/22	\$ 13,278,135	\$ -	
Palm Springs Unified	Riverside	Palm Springs High	57/67173-00-013	02/01/22	\$ 20,529,661	\$ -	
Santa Monica-Malibu Unified	Los Angeles	Will Rogers Elementary	57/64980-00-027	02/02/22	\$ 274,399	\$ -	
Santa Monica-Malibu Unified	Los Angeles	John Adams Middle	57/64980-00-028	02/02/22	\$ 685,570	\$ -	
Redlands Unified	San Bernardino	Lugonia Elementary	57/67843-00-017	02/02/22	\$ 402,314	\$ -	
Redlands Unified	San Bernardino	Cope Middle	57/67843-00-018	02/02/22	\$ 1,076,784	\$ -	
Redlands Unified	San Bernardino	Crafton Elementary	57/67843-00-019	02/02/22	\$ 508,135	\$ -	
Redlands Unified	San Bernardino	Mentone Elementary	57/67843-00-020	02/02/22	\$ 1,361,431	\$ -	
Pomona Unified	Los Angeles	Arroyo Elementary	57/64907-00-043	02/03/22	\$ 1,999,555	\$ -	
Pacificia	San Mateo	Ocean Shore Elementary	57/68932-00-010	02/03/22	\$ 936,186	\$ -	
Long Beach Unified	Los Angeles	Helen Keller Middle	57/64725-00-049	02/04/22	\$ 2,222,143	\$ -	
Pomona Unified	Los Angeles	Ganeshia High	57/64907-00-044	02/08/22	\$ 1,011,959	\$ -	
Pomona Unified	Los Angeles	Garey High	57/64907-00-045	02/08/22	\$ 4,246,063	\$ -	
Pomona Unified	Los Angeles	Alcott Elementary	57/64907-00-046	02/10/22	\$ 976,486	\$ -	
Los Angeles Unified	Los Angeles	Venice Senior High	58/64733-00-005*	02/16/23	\$ 1,059,058	\$ -	
Los Angeles Unified	Los Angeles	Crenshaw Senior High	58/64733-00-006*	03/23/23	\$ 894,491	\$ -	
Weed Elementary	Siskiyou	Weed Elementary	58/70482-00-001	09/06/23	\$ 879,838	\$ 586,559	
Anaheim Union High	Orange	Katella High	58/66431-02-001	11/21/23	\$ 2,813,894	\$ -	
Shiloh Elementary	Stanislaus	Shiloh Elementary	58/71274-00-002	11/21/23	\$ 722,686	\$ 481,791	
					\$ 763,497,462	\$ 9,652,762	
						\$ 773,150,224	

MODERNIZATION FUNDING SUBTOTALS	\$ 757,127,494	\$ 8,584,412
MODERNIZATION FACILITY HARDSHIP - NON SEISMIC	\$ 4,416,418	\$ 1,068,350
TOTAL MODERNIZATION FUNDING		\$ 771,196,675
MODERNIZATION FACILITY HARDSHIP - SEISMIC	\$ 1,953,549	\$ -

SFP APPLICATIONS
 Modernization School Facilities Program
 - Workload as of December 31, 2023 -

District	County	Site Name	Application Number	OPSC Date Received	Estimated State Grant (a)***	Financial Hardship (b)	Notification Occurred**
----------	--------	-----------	-----------------------	-----------------------	---------------------------------	---------------------------	----------------------------

(a) Represents estimated 60% state share of project including excessive cost grants. Sesimic Mitigation Program projects represents the estimated 50% state share of project. Amounts shown have not been reviewed by OPSC for compliance with all School Facility Program requirements.

(b) Represents estimated financial hardship. Amounts shown have not been reviewed by OPSC for compliance with all School Facility Program requirements.

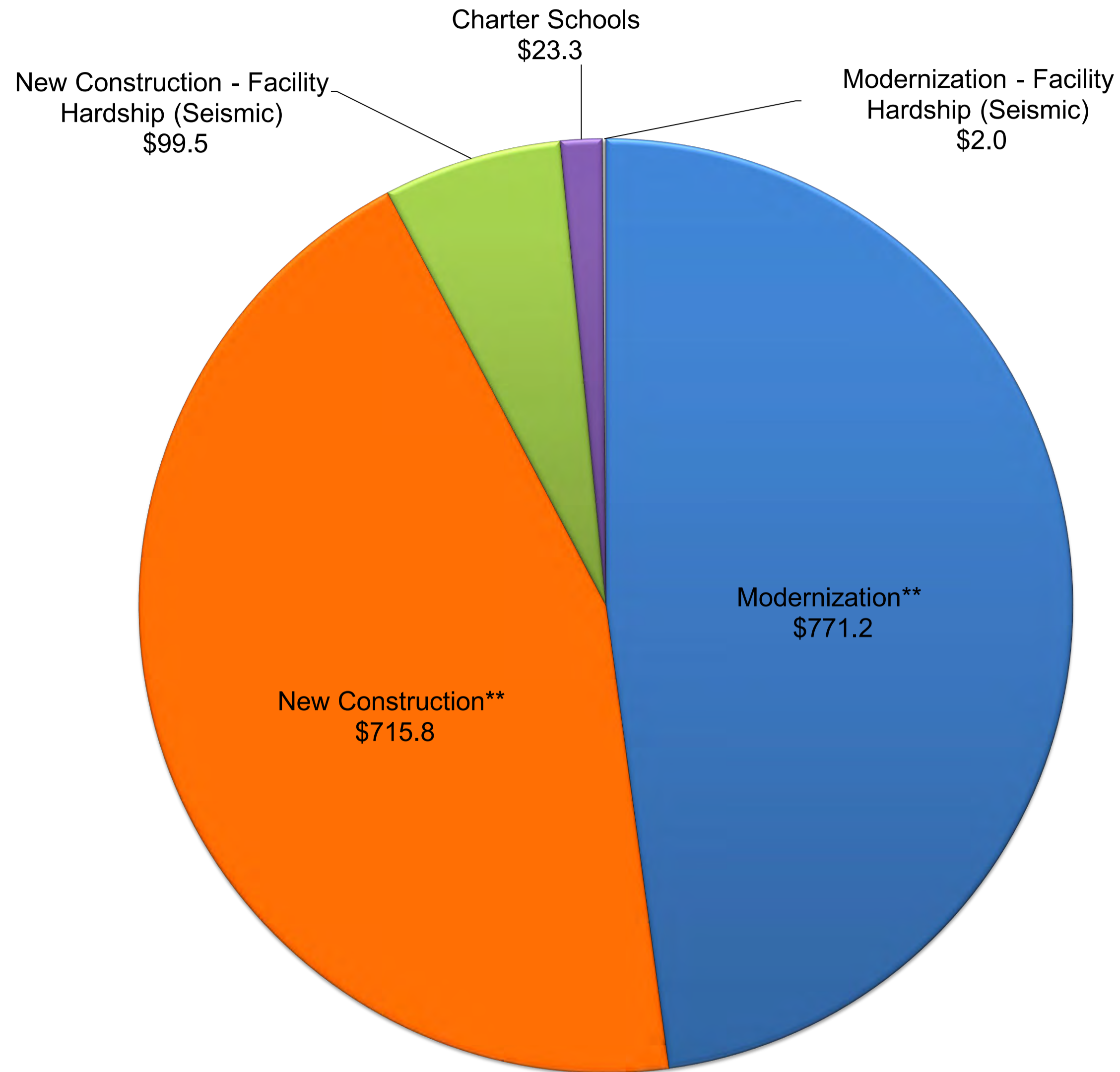
*Facility Hardship project requesting Seismic Mitigation Program funding.

**School districts have been notified that the Office of Public School Construction will begin processing the district's application in the near future.

CHARTER APPLICATIONS
 Remaining Applications for Preliminary Apportionment (Forms SAB 50-09)
 - as of December 31, 2023 -

Type	County	District	Charter School	Application Number	Received Date	Estimated Reserved Preliminary Apportionment
New Construction	Los Angeles	Los Angeles Unified	Magnolia Science Academy 1	54/64733-39-001	05/02/22	\$ 21,245,388.00
New Construction	Placer	Rocklin Unified	MMCA Expansion	54/75085-00-003	05/03/22	\$ 10,449,266.00
New Construction	Humboldt	Northern Humboldt Union High	Laurel Tree - 9-12	54/62687-00-001	05/29/22	\$ 2,533,982.00
New Construction	Humboldt	McKinleyville Union Elementary	Laurel Tree Charter - TK-8	54/62950-00-001	05/29/22	\$ 5,066,501.00
New Construction	Sacramento	Natomas Unified	Natomas Charter School	54/75283-00-011	06/01/22	\$ 5,608,960.00
Rehabilitation	San Diego	Grossmont Union High	LCHS Alpine	54/68130-00-002	06/02/22	\$ 9,321,157.00
New Construction	Shasta	Shasta Union High	Redding School of the Arts High School	54/70136-01-001	06/02/22	\$ 14,101,438.00
New Construction	San Benito	Hollister Elementary	Hollister Prep	54/67470-00-001	06/02/22	\$ 15,475,416.00
Rehabilitation	Alameda	Hayward Unified	Impact Academy	54/61192-00-002	06/02/22	\$ 18,081,400.00
Rehabilitation	Fresno	Sanger Unified	Sanger Academy Charter School	54/62414-00-001	06/03/22	\$ 21,007,350.00
New Construction	Shasta	Columbia Elementary	Redding School of the Arts TK	54/69948-00-001	06/03/22	\$ 3,162,962.00
New Construction	San Diego	San Diego Unified	Health Sciences	54/68338-00-010	06/03/22	\$ 52,457,756.00
Rehabilitation	San Diego	Chula Vista Elementary	Feaster Charter Modernization	54/68023-03-003	06/03/22	\$ 20,052,170.00
Rehabilitation	San Diego	Chula Vista Elementary	Mueller Charter Rehab	54/68023-00-003	06/03/22	\$ 14,043,278.00
Total						\$ 212,607,024

School Facility Program Applications within Bond Authority*
- in millions of dollars, as of December 31, 2023 -



*The projects on this report only represents completed applications that are awaiting Office of Public School Construction (OPSC) processing and scheduling to the State Allocation Board. It does not reflect the OPSC's complete workload or guarantee the project is within available bond authority.

** Includes Facility Hardship Non-Seismic applications.

This list includes future workload that is identified as:

- Pending reflects workload that has been processed by OPSC but awaiting further information/documentation from the district.
- Reviewing reflects currently being processed by OPSC.

INFORMATION ITEM

CALIFORNIA PRESCHOOL, TRANSITIONAL KINDERGARTEN AND FULL-DAY KINDERGARTEN FACILITIES GRANT PROGRAM (as of December 31, 2023)

The applications on this list represent California Preschool, Transitional Kindergarten and Full-Day Kindergarten Facilities Grant Program projects in date order received through December 31, 2023. These applications have been received and are currently being reviewed by the Office of Public School Construction.

Published monthly in the SAB Agenda.

This report is also located on the [OPSC Website](#)

California Preschool, Transitional Kindergarten and Full-Day Kindergarten Facilities Grant Program
- Workload as of December 31, 2023 -

District	County	Site Name	Application Number	OPSC Date Received	Estimated State Grant**	Financial Hardship**
ABC Unified	Los Angeles	Aloha Elementary	70/64212-00-001	3/2/2023	\$ 819,902.00	
ABC Unified	Los Angeles	Furgeson Elementary	70/64212-00-002	3/2/2023	\$ 819,902.00	
ABC Unified	Los Angeles	Hawaiian Elementary	71/64212-00-002	3/2/2023	\$ 190,187.00	
ABC Unified	Los Angeles	Melbourne Elementary	71/64212-00-003	3/2/2023	\$ 190,187.00	
ABC Unified	Los Angeles	Willow Elementary	71/64212-00-004	3/2/2023	\$ 190,187.00	
Adelanto Elementary	San Bernardino	Adelanto Elementary	70/67587-00-015	3/2/2023	\$ 2,733,005.00	
Adelanto Elementary	San Bernardino	Bradach Elementary	70/67587-00-022	3/2/2023	\$ 3,552,909.00	
Adelanto Elementary	San Bernardino	Eagle Ranch Elementary	70/67587-00-016	3/2/2023	\$ 4,919,411.00	
Adelanto Elementary	San Bernardino	El Mirage	70/67587-00-014	3/2/2023	\$ 1,366,503.00	
Adelanto Elementary	San Bernardino	George Visual and Perform,ing Arts Magnet and Middle	70/67587-00-012	3/2/2023	\$ 4,099,510.00	
Adelanto Elementary	San Bernardino	Gus Franklin Jr. STEM School	70/67587-00-019	3/2/2023	\$ 4,919,411.00	
Adelanto Elementary	San Bernardino	Magathan Elementary	70/67587-00-018	3/2/2023	\$ 5,466,012.00	
Adelanto Elementary	San Bernardino	Morgan Kincaid Prep	70/67587-00-020	3/2/2023	\$ 5,466,012.00	
Adelanto Elementary	San Bernardino	Theodore Vick Elementary	70/67587-00-021	3/2/2023	\$ 5,466,012.00	
Adelanto Elementary	San Bernardino	West Creek Elementary	70/67587-00-013	3/2/2023	\$ 5,466,012.00	
Adelanto Elementary	San Bernardino	Westside Park Elementary	70/67587-00-017	3/2/2023	\$ 4,919,411.00	
Alhambra Unified	Los Angeles	Garfield Elementary/ Scanlon Early Ed Ctr Consolidation	70/75713-00-002	2/24/2023	\$ 3,729,607.00	
Alisal Union	Monterey	Sanchez (Jesse G) Elementary	70/65961-00-029	3/2/2023	\$ 2,459,706.00	
Alisal Union	Monterey	Alisal Community	70/65961-00-032	3/2/2023	\$ 3,279,607.00	
Alisal Union	Monterey	Bardin Elementary	70/65961-00-034	3/2/2023	\$ 1,639,803.00	
Alisal Union	Monterey	Dr. Martin Luther King, Jr. Academy	70/65961-00-035	3/2/2023	\$ 4,099,509.00	
Alisal Union	Monterey	John Steinbeck Elementary	70/65961-00-031	3/2/2023	\$ 3,279,607.00	
Alisal Union	Monterey	Loya (Oscar F.) Elementary	70/65961-00-030	3/2/2023	\$ 1,639,803.00	
Alisal Union	Monterey	Monte Bella Elementary	70/65961-00-033	3/2/2023	\$ 3,279,607.00	
Alisal Union	Monterey	Virginia Rocca Barton Elementary	70/65961-00-028	3/2/2023	\$ 2,459,706.00	
Amador County Unified	Amador	Ione Elementary	70/73981-00-004	2/28/2023	\$ 3,279,607.00	
Amador County Unified	Amador	Jackson Elementary	70/73981-00-003	2/28/2023	\$ 2,459,706.00	
Anaheim Elementary	Orange	Price Elementary	70/66423-00-003	3/2/2023	\$ 10,658,724.00	
Arcadia Unified	Los Angeles	Baldwin Stocker Elementary	70/64261-00-011	2/14/2023	\$ 4,372,810.00	
Arcadia Unified	Los Angeles	Camino Grove Elementary	70/64261-00-007	2/14/2023	\$ 4,372,810.00	
Arcadia Unified	Los Angeles	Highland Oaks Elementary	70/64261-00-012	2/14/2023	\$ 4,372,810.00	
Arcadia Unified	Los Angeles	Holly Avenue Elementary	70/64261-00-010	2/14/2023	\$ 4,372,810.00	
Arcadia Unified	Los Angeles	Hugo Reid Elementary	70/64261-00-008	2/14/2023	\$ 3,826,208.00	
Arcadia Unified	Los Angeles	Longley Way Elementary	70/64261-00-009	2/14/2023	\$ 3,826,208.00	
Azusa Unified	Los Angeles	Ellington Elementary	70/64279-00-002	3/2/2023	\$ 1,639,803.00	
Azusa Unified	Los Angeles	Hodge Elementary	70/64279-00-003	3/2/2023	\$ 2,459,706.00	
Azusa Unified	Los Angeles	Lee Elementary	70/64279-00-004	3/2/2023	\$ 3,279,607.00	
Azusa Unified	Los Angeles	Magnolia Elementary	70/64279-00-005	3/2/2023	\$ 3,279,607.00	
Azusa Unified	Los Angeles	Murray Elementary	70/64279-00-006	3/2/2023	\$ 4,099,509.00	
Azusa Unified	Los Angeles	Paramount Elementary	70/64279-00-007	3/2/2023	\$ 4,099,509.00	
Azusa Unified	Los Angeles	Powell Elementary	70/64279-00-008	3/2/2023	\$ 2,459,706.00	
Azusa Unified	Los Angeles	Valleydale Elementary	70/64279-00-009	3/2/2023	\$ 1,639,803.00	
Bakersfield City	Kern	Martin Luther King Jr Elementary	70/63321-00-003	3/2/2023	\$ 1,639,803.00	
Banta Unified	San Joaquin	Banta Elementary	70/77388-00-001	3/2/2023	\$ 529,860.00	
Banta Unified	San Joaquin	NextGeneration STEAM Academy	71/77388-00-001	3/2/2023	\$ 2,474,369.00	
Belmont- Redwood Shores Elementary	San Mateo	Nesbit Elementary	70/68866-00-001	3/2/2023	\$ 2,459,706.00	
Benicia Unified	Solano	Mary Farmar Elementary	70/70524-00-006	2/27/2023	\$ 4,049,259.00	
Benicia Unified	Solano	Robert Semple Elementary	70/70524-00-005	2/27/2023	\$ 2,429,556.00	
Beverly Hills Unified	Los Angeles	Hawthorne Elementary	70/64311-00-002	3/2/2023	\$ 5,466,012.00	
Beverly Hills Unified	Los Angeles	Horace Mann Elementary	71/64311-00-002	3/2/2023	\$ 1,865,401.00	
Brawley Elementary	Imperial	Miguel Hidalgo	70/63073-00-004	3/2/2023	\$ 3,552,909.00	\$ 1,912,405.00

California Preschool, Transitional Kindergarten and Full-Day Kindergarten Facilities Grant Program
- Workload as of December 31, 2023 -

District	County	Site Name	Application Number	OPSC Date Received	Estimated State Grant**	Financial Hardship**
Brawley Elementary	Imperial	Myron D. Witter	70/63073-00-002	3/2/2023	\$ 4,372,810.00	\$ 2,186,404.00
Brawley Elementary	Imperial	Phil D. Swing	70/63073-00-003	3/2/2023	\$ 4,372,810.00	\$ 2,186,404.00
Buellton Union Elementary	Santa Barbara	Oak Valley Elementary	70/69138-00-001	2/16/2023	\$ 834,546.00	
Buena Park Elementary	Orange	Carl E. Gilbert Elementary	70/66456-00-001	3/2/2023	\$ 7,105,816.00	
Calexico Unified	Imperial	Cesar Chavez Elementary	71/63099-00-001	3/2/2023	\$ 4,405,642.00	
Cascade Union Elementary	Shasta	Anderson Heights Elementary	70/69914-00-002	3/1/2023	\$ 1,654,466.00	
Cascade Union Elementary	Shasta	Meadow Lane Elementary	70/69914-00-001	3/1/2023	\$ 2,474,368.00	
Castro Valley Unified	Alameda	Marshall Elementary	70/61150-00-002	2/17/2023	\$ 2,805,678.00	
Center Joint Unified	Sacramento	Dudley Elementary	70/73973-00-010	3/1/2023	\$ 8,199,018.00	
Chico Unified	Butte	Emma Wilson Elementary	70/61424-00-016	2/17/2023	\$ 2,459,706.00	
Chico Unified	Butte	McManus (John A.) Elementary	70/61424-00-017	2/17/2023	\$ 4,934,073.00	
Colfax Elementary	Placer	Colfax Elementary	70/66795-00-001	3/1/2023	\$ 3,294,270.00	
Colton Joint Unified	San Bernardino	Crestmore Elementary	70/67686-00-016	3/1/2023	\$ 3,542,548.00	
Colton Joint Unified	San Bernardino	Terrace View Elementary	70/67686-00-017	3/2/2023	\$ 1,639,803.00	
Colton Joint Unified	San Bernardino	Wilson Elementary	70/67686-00-015	3/1/2023	\$ 3,279,607.00	
Columbia Elementary	Shasta	Columbia Elementary	70/69948-00-002	2/27/2023	\$ 8,213,681.00	
Colusa Unified	Colusa	James M. Burchfield Primary	70/61598-00-002	2/15/2023	\$ 7,393,779.00	
Compton Unified	Los Angeles	Kennedy Elementary	70/73437-00-001	3/2/2023	\$ 3,862,544.00	
Cotati-Rohnert Park Unified	Sonoma	Evergreen Elementary	70/73882-00-001	3/1/2023	\$ 1,654,466.00	
Cotati-Rohnert Park Unified	Sonoma	Marguerite Hahn Elementary	70/73882-00-002	3/1/2022	\$ 1,654,466.00	
Cotati-Rohnert Park Unified	Sonoma	Monte Vista Elementary	70/73882-00-003	3/1/2021	\$ 3,308,932.00	
Cotati-Rohnert Park Unified	Sonoma	John Reed Elementary	70/73882-00-004	3/1/2020	\$ 3,308,932.00	
Cotati-Rohnert Park Unified	Sonoma	University Elementary	71/73882-00-001	3/1/2019	\$ 262,941.00	
Cotati-Rohnert Park Unified	Sonoma	Thomas Page Academy	70/73882-00-005	3/1/2018	\$ 2,973,212.00	
Cotati-Rohnert Park Unified	Sonoma	Richard Crane Elementary	71/73882-00-002	3/1/2017	\$ 262,941.00	
Cucamonga Elementary	San Bernardino	Cucamonga Elementary	70/67694-00-002	3/2/2023	\$ 1,814,887.00	
Culver City Unified	Los Angeles	El Rincon Elementary	70/64444-00-004	3/1/2023	\$ 2,459,706.00	
Culver City Unified	Los Angeles	La Ballona Elementary	70/64444-00-003	3/1/2023	\$ 3,279,607.00	
Delhi Unified	Merced	El Capitan Elementary	70/75366-00-002	3/1/2023	\$ 2,747,668.00	
Delhi Unified	Merced	Harmony Elementary	70/75366-00-003	3/1/2023	\$ 2,747,668.00	
Desert Sands Unified	Riverside	Carter Elementary	71/67058-00-002	3/2/2023	\$ 524,646.00	
Desert Sands Unified	Riverside	Lincoln Elementary	71/67058-00-001	3/2/2023	\$ 699,526.00	
Dinuba Unified	Tulare	Grand View Elementary	70/75531-00-006	2/28/2023	\$ 1,639,803.00	
Dinuba Unified	Tulare	Jefferson Elementary	70/75531-00-005	2/28/2023	\$ 2,459,706.00	
Dinuba Unified	Tulare	Kennedy Elementary	70/75531-00-004	2/28/2023	\$ 2,459,706.00	
Dinuba Unified	Tulare	Lincoln Elementary	70/75531-00-002	2/28/2023	\$ 4,919,411.00	
Dinuba Unified	Tulare	Roosevelt Elementary	70/75531-00-003	2/28/2023	\$ 2,459,706.00	
El Centro Elementary	Imperial	Hedrick Elementary	70/63123-00-010	3/2/2023	\$ 2,459,706.00	
El Segundo Unified	Los Angeles	Richmond Street Elementary	70/64535-00-003	3/1/2023	\$ 6,559,215.00	
Escalon Unified	San Joaquin	CollegeVille Elementary	70/68502-00-003	3/1/2023	\$ 2,186,404.00	
Escalon Unified	San Joaquin	Dent Elementary	70/68502-00-001	3/1/2023	\$ 3,279,607.00	
Escalon Unified	San Joaquin	Farminton Elementary	70/68502-00-004	3/1/2023	\$ 1,366,503.00	
Escalon Unified	San Joaquin	Van Allen Elementary	70/68502-00-002	3/1/2023	\$ 1,639,803.00	
Esparto Unified	Yolo	Esparto Elementary	70/72686-00-002	3/2/2023	\$ 5,753,975.00	
Folsom Cordova Unified	Sacramento	Cordova Villa Elementary	70/67330-00-002	2/28/2023	\$ 1,639,803.00	
Folsom Cordova Unified	Sacramento	Theodore Judah Elementary	70/67330-00-001	2/28/2023	\$ 1,639,803.00	
Fontana Unified	San Bernardino	Beech Avenue Elementary	70/67710-00-051	2/28/2023	\$ 1,639,803.00	
Fontana Unified	San Bernardino	Canyon Crest Elementary	71/67710-00-029	3/1/2023	\$ 582,937.00	
Fontana Unified	San Bernardino	Cypress Elementary	70/67710-00-046	2/28/2023	\$ 2,459,706.00	
Fontana Unified	San Bernardino	Date Elementary	70/67710-00-052	3/1/2023	\$ 1,639,803.00	
Fontana Unified	San Bernardino	Dorothy Grant Innovations Academy	70/67710-00-049	2/28/2023	\$ 2,459,706.00	

California Preschool, Transitional Kindergarten and Full-Day Kindergarten Facilities Grant Program
- Workload as of December 31, 2023 -

District	County	Site Name	Application Number	OPSC Date Received	Estimated State Grant**	Financial Hardship**
Fontana Unified	San Bernardino	Hemlock Elementary	70/67710-00-048	3/1/2023	\$ 1,639,803.00	
Fontana Unified	San Bernardino	Juniper Elementary	71/67710-00-031	3/1/2023	\$ 582,937.00	
Fontana Unified	San Bernardino	Mango Elementary	70/67710-00-050	2/28/2023	\$ 525,881.00	
Fontana Unified	San Bernardino	North Tamarind Elementary	71/67710-00-030	3/1/2023	\$ 291,470.00	
Fontana Unified	San Bernardino	Oleander Elementary	71/67710-00-025	3/1/2023	\$ 2,459,706.00	
Fontana Unified	San Bernardino	Palmetto Elementary	70/67710-00-047	2/28/2023	\$ 2,459,706.00	
Fontana Unified	San Bernardino	Randall Pepper Elementary	71/67710-00-027	3/1/2023	\$ 1,165,875.00	
Fontana Unified	San Bernardino	Redwood Elementary	70/67710-00-053	3/1/2023	\$ 1,402,839.00	
Fontana Unified	San Bernardino	Sierra Lakes Elementary	70/67710-00-045	2/28/2023	\$ 2,459,706.00	
Fontana Unified	San Bernardino	Souht Tamarind Elementary	71/67710-00-026	3/1/2023	\$ 1,402,839.00	
Fontana Unified	San Bernardino	West Randall Elementary	71/67710-00-028	3/1/2023	\$ 291,470.00	
Forestville Union	Sonoma	Forestville Elementary & Academy	70/70680-00-002	2/28/2023	\$ 556,376.00	
Franklin- McKinley Elementary	Santa Clara	Dahl Elementary	70/69450-00-011	3/1/2023	\$ 4,154,014.00	
Franklin- McKinley Elementary	Santa Clara	Hellyer Elementary	70/69450-00-009	3/1/2023	\$ 4,074,947.00	
Franklin- McKinley Elementary	Santa Clara	Kennedy Elementary	70/69450-00-010	3/1/2023	\$ 2,751,176.00	
Franklin- McKinley Elementary	Santa Clara	Meadows Elementary	70/69450-00-013	3/1/2023	\$ 3,917,051.00	
Franklin- McKinley Elementary	Santa Clara	Santee Elementary	70/69450-00-008	3/1/2023	\$ 1,931,273.00	
Franklin- McKinley Elementary	Santa Clara	Stonegate Elementary	70/69450-00-014	3/1/2023	\$ 3,580,083.00	
Franklin- McKinley Elementary	Santa Clara	Windmill Springs Elementary	70/69450-00-012	3/1/2023	\$ 3,917,051.00	
Fresno Unified	Fresno	Jefferson Elementary	71/62166-00-002	3/1/2023	\$ 262,941.00	
General Shafter	Kern	General Shafter	70/63487-00-001	3/2/2023	\$ 824,514.00	
Goleta Union Elementary	Santa Barbara	Brandon Elementary	70/69195-00-007	2/24/2023	\$ 2,459,706.00	
Goleta Union Elementary	Santa Barbara	El Camino Elementary	70/69195-00-006	2/24/2023	\$ 1,634,367.00	
Goleta Union Elementary	Santa Barbara	Kellog Elementary	70/69195-00-008	2/24/2023	\$ 1,634,367.00	
Greenfield Union Elementary	Monterey	Cesar Chavez Elementary	70/66035-00-005	3/1/2023	\$ 3,279,607.00	\$ 1,093,202.00
Greenfield Union School District	Kern	Fairview Elementary	70/63503-00-018	3/2/2023	\$ 7,558,617.00	
Greenfield Union School District	Kern	Granite Pointe Elementary	70/63503-00-021	3/2/2023	\$ 7,558,617.00	
Greenfield Union School District	Kern	Horizon Elementary	70/63503-00-020	3/2/2023	\$ 6,478,815.00	
Greenfield Union School District	Kern	Kendrick Elementary	70/63503-00-019	3/2/2023	\$ 6,748,765.00	
Greenfield Union School District	Kern	Valle Verde Elementary	70/63503-00-017	3/2/2023	\$ 8,098,518.00	
Gridley Unified	Butte	Central TK/K Site	70/75507-00-001	3/1/2023	\$ 8,213,681.00	
Hacienda La Puente Unified	Los Angeles	Grazide Elementary	70/73445-00-004	3/2/2023	\$ 4,099,509.00	
Hacienda La Puente Unified	Los Angeles	Wedgeworth Elementary	70/73445-00-003	3/2/2023	\$ 4,099,509.00	
Hemet Unified	Riverside	Ramona Elementary	71/67082-00-004	3/2/2023	\$ 582,937.00	
Hemet Unified	Riverside	Whittier Elementary	70/67082-00-004	3/2/2023	\$ 1,748,812.00	
Hemet Unified	Riverside	Winchester Elementary	71/67082-00-003	3/2/2023	\$ 1,639,803.00	
Hermosa Beach City	Los Angeles	Hermosa View Elementary	70/64600-00-002	3/1/2023	\$ 2,397,450.00	
Howell Mountain Elementary	Napa	Howell Mountain Elementary	70/66258-00-002	2/27/2023	\$ 2,474,368.00	
Hueneme Elementary	Ventura	Art Haycox Elementary	70/72462-00-004	2/15/2023	\$ 7,393,779.00	
Imperial Unified	Imperial	Ben Hulse Elementary	70/63164-00-002	2/15/2023	\$ 6,012,613.00	
Junction Elementary	Shasta	Junction Elementary	70/70045-00-001	3/1/2023	\$ 4,934,074.00	
Jurupa Unified	Riverside	Rustic Lane Elementary	70/67090-00-006	2/27/2023	\$ 4,099,509.00	
Jurupa Unified	Riverside	Troth Elementary	70/67090-00-007	3/2/2023	\$ 3,279,607.00	
Kentfield Elementary	Marin	Bacich Elementary	71/65334-00-002	3/2/2023	\$ 2,338,268.00	
Keppel Union Elementary	Los Angeles	Antelope Elementary	70/64642-00-001	3/2/2023	\$ 3,279,607.00	
King City Union	Monterey	Del Rey Elementary	71/66050-00-002	3/2/2023	\$ 525,881.00	
King City Union	Monterey	Santa Lucia Elementary	71/66050-00-003	3/2/2023	\$ 899,612.00	
La Mesa-Spring Valley	San Diego	Avondale Elementary	71/68197-00-032	3/2/2023	\$ 582,937.00	
La Mesa-Spring Valley	San Diego	Bancroft Elementary	71/68197-00-021	3/2/2023	\$ 874,407.00	
La Mesa-Spring Valley	San Diego	Case De Oro Elementary	71/68197-00-028	3/2/2023	\$ 1,107,583.00	
La Mesa-Spring Valley	San Diego	Fletcher Hills Elementary	71/68197-00-023	3/2/2023	\$ 1,399,051.00	

California Preschool, Transitional Kindergarten and Full-Day Kindergarten Facilities Grant Program
- Workload as of December 31, 2023 -

District	County	Site Name	Application Number	OPSC Date Received	Estimated State Grant**	Financial Hardship**
La Mesa-Spring Valley	San Diego	Highlands Elementary	71/68197-00-027	3/2/2023	\$ 1,107,583.00	
La Mesa-Spring Valley	San Diego	Kempton Street Literacy Academy	71/68197-00-018	3/2/2023	\$ 1,632,225.00	
La Mesa-Spring Valley	San Diego	La Presa Elementary	71/68197-00-030	3/2/2023	\$ 874,407.00	
La Mesa-Spring Valley	San Diego	La Mesa Dale Elementary	71/68197-00-024	3/2/2023	\$ 1,399,051.00	
La Mesa-Spring Valley	San Diego	Lemon Avenue	71/68197-00-019	3/2/2023	\$ 1,340,757.00	
La Mesa-Spring Valley	San Diego	Loma Elementary	71/68197-00-033	3/2/2023	\$ 582,937.00	
La Mesa-Spring Valley	San Diego	Maryland Avenue Elementary	71/68197-00-026	3/2/2023	\$ 932,700.00	
La Mesa-Spring Valley	San Diego	Murdock Elementary	71/68197-00-020	3/2/2023	\$ 1,807,107.00	
La Mesa-Spring Valley	San Diego	Murray Manor Elementary	71/68197-00-022	3/2/2023	\$ 1,399,051.00	
La Mesa-Spring Valley	San Diego	Northmont Elementary	71/68197-00-031	3/2/2023	\$ 1,107,583.00	
La Mesa-Spring Valley	San Diego	Rancho Elementary	71/68197-00-034	3/2/2023	\$ 816,113.00	
La Mesa-Spring Valley	San Diego	Rolando Elementary	71/68197-00-025	3/2/2023	\$ 874,407.00	
La Mesa-Spring Valley	San Diego	Sweetwater Springs Elementary	71/68197-00-029	3/2/2023	\$ 1,107,583.00	
Lakeport Unified	Lake	Lakeport Elementary	70/64030-00-001	2/28/2023	\$ 3,294,270.00	
Lakeside Union	Kern	Donald E. Suburu Elementary	70/63552-00-003	2/17/2023	\$ 5,683,626.00	
Lakeside Union	Kern	Lakeside Elementary	70/63552-00-004	2/22/2023	\$ 3,254,070.00	
Las Virgenes Unified	Los Angeles	Bay Laurel Elementary	70/64683-00-003	2/28/2023	\$ 1,082,843.00	
Lemoore Union Elementary	Kings	Meadow Lane Elementary	70/63974-00-002	3/2/2023	\$ 2,969,457.00	
Little Lake Elementary	Los Angeles	Jersey Avenue Elementary	71/64717-00-001	3/2/2023	\$ 793,290.00	
Live Oak Elementary	Santa Cruz	Green Acres Elementary	70/69765-00-001	3/2/2023	\$ 1,634,367.00	
Livingston Union	Merced	Selma Herndon Elementary	70/65748-00-003	2/24/2023	\$ 2,474,368.00	
Loomis Union	Placer	Franklin Elementary	70/66845-00-002	3/1/2023	\$ 3,567,571.00	
Loomis Union	Placer	Loomis Grammer	70/66845-00-001	3/1/2023	\$ 1,381,165.00	
Loomis Union	Placer	Penryn Elementary	71/66845-00-001	3/1/2023	\$ 589,455.00	
Los Angeles Unified	Los Angeles	Franklin Elementary	70/64733-00-004	3/2/2023	\$ 2,239,995.00	
Los Nietos	Los Angeles	Aeolian Elementary	71/64758-00-007	3/2/2023	\$ 582,937.00	
Los Nietos	Los Angeles	Rancho Santa Gertrudes	71/64758-00-008	3/2/2023	\$ 582,937.00	
Lucia Mar Unified	San Luis Obispo	Branch Elementary	70/68759-00-009	2/27/2023	\$ 1,634,367.00	
Lucia Mar Unified	San Luis Obispo	Fairgrove Elementary (Aka North Oceano Elem.)	70/68579-00-010	2/27/2023	\$ 1,634,367.00	
Lucia Mar Unified	San Luis Obispo	Ocean View Elementary	70/68759-00-011	2/27/2023	\$ 1,634,367.00	
Madera Unified	Madera	Alpha Elementary	70/65243-00-007	2/1/2023	\$ 1,830,375.00	
Madera Unified	Madera	John J Pershing Elementary	70/65243-00-006	2/1/2023	\$ 1,830,375.00	
Manteca Unified	San Joaquin	Earl Education Center (Lathrop)	70/68593-00-001	3/2/2023	\$ 13,118,430.00	
Manteca Unified	San Joaquin	Early Education Center (Manteca)	70/68593-00-002	3/2/2023	\$ 13,118,430.00	
Mark Twain Union Elementary	Calaveras	Copperopolis Elementary	70/61572-00-004	2/7/2023	\$ 1,830,375.00	
Mark Twain Union Elementary	Calaveras	Mark Twain Elementary	70/61572-00-003	2/7/2023	\$ 2,981,080.00	
Marysville Joint Unified	Yuba	Covillaud Elementary	71/72736-00-001	2/27/2023	\$ 1,314,703.00	
McSwain Union Elementary	Merced	McSwain Elementary	70/65763-00-002	2/22/2023	\$ 1,654,466.00	
Mendota Unified	Fresno	Mendota Elementary	70/75127-00-002	3/2/2023	\$ 3,279,607.00	
Menifee Union	Riverside	Evans Ranch Elementary	70/67116-00-012	3/1/2023	\$ 5,739,312.00	
Menifee Union	Riverside	Harvest Hill STEAM Academy	70/67116-00-014	3/1/2023	\$ 4,099,509.00	
Menifee Union	Riverside	Southshore Elementary	70/67116-00-013	3/1/2023	\$ 4,919,411.00	
Merced City	Merced	Burbank Elementary	70/65771-00-003	3/2/2023	\$ 4,246,913.00	
Merced City	Merced	Chenoweth Elementary	70/65771-00-004	3/2/2023	\$ 4,236,555.00	
Merced City	Merced	Fremont Elementary	70/65771-00-005	3/2/2023	\$ 3,143,352.00	
Merced City	Merced	Muir Elementary	70/65771-00-006	3/2/2023	\$ 3,826,208.00	
Merced City	Merced	Sheehy Elementary	70/65771-00-007	3/2/2023	\$ 2,323,449.00	
Mill Valley Elementary	Marin	Old Mill Elementary	70/65391-00-003	2/24/2023	\$ 1,654,466.00	
Mill Valley Elementary	Marin	Park Elementary	70/65391-00-004	2/24/2023	\$ 1,654,466.00	
Mill Valley Elementary	Marin	Strawberry Point Elementary	70/65391-00-001	2/24/2023	\$ 1,654,466.00	
Mill Valley Elementary	Marin	Tam Valley Elementary	70/65391-00-002	2/24/2023	\$ 1,654,466.00	

California Preschool, Transitional Kindergarten and Full-Day Kindergarten Facilities Grant Program
- Workload as of December 31, 2023 -

District	County	Site Name	Application Number	OPSC Date Received	Estimated State Grant**	Financial Hardship**
Miller Creek Elementary	Marin	Lucas Valley Elementary	70/65318-00-004	2/24/2023	\$ 2,474,368.00	
Miller Creek Elementary	Marin	Mary E Silveira Elementary	70/65318-00-003	2/24/2023	\$ 2,757,443.00	
Miller Creek Elementary	Marin	Vallecito Elementary	70/65318-00-002	2/24/2023	\$ 3,030,744.00	
Montebello Unified	Los Angeles	Bandini Elementary	71/64808-00-013	3/1/2023	\$ 262,941.00	
Montebello Unified	Los Angeles	Bell Gardens Elementary	71/64808-00-006	3/1/2023	\$ 262,941.00	
Montebello Unified	Los Angeles	Bella Vista Elementary	71/64808-00-012	3/1/2023	\$ 262,941.00	
Montebello Unified	Los Angeles	Cesar Chavez Elementary	71/64808-00-005	3/1/2023	\$ 262,941.00	
Montebello Unified	Los Angeles	Fremont Elementary	71/64808-00-009	3/1/2023	\$ 262,941.00	
Montebello Unified	Los Angeles	Garfield Elementary	71/64808-00-003	3/1/2023	\$ 262,941.00	
Montebello Unified	Los Angeles	Greenwood Elementary	71/64808-00-001	3/1/2023	\$ 262,941.00	
Montebello Unified	Los Angeles	Joseph A Gascon Elementary	71/64808-00-010	3/1/2023	\$ 262,941.00	
Montebello Unified	Los Angeles	La Merced Elementary	71/64808-00-016	3/1/2023	\$ 262,941.00	
Montebello Unified	Los Angeles	Montebello Gardens Elementary	71/64808-00-002	3/1/2023	\$ 262,941.00	
Montebello Unified	Los Angeles	Montebello Park Elementary	71/64808-00-004	3/1/2023	\$ 262,941.00	
Montebello Unified	Los Angeles	Potrero Heights Elementary	71/64808-00-017	3/1/2023	\$ 262,941.00	
Montebello Unified	Los Angeles	Rosewood Park Elementary	71/64808-00-011	3/1/2023	\$ 262,941.00	
Montebello Unified	Los Angeles	Suva Elementary	71/64808-00-008	3/1/2023	\$ 262,941.00	
Montebello Unified	Los Angeles	Washington Elementary	71/64808-00-014	3/1/2023	\$ 262,941.00	
Montebello Unified	Los Angeles	Wilcox Elementary	71/64808-00-015	3/1/2023	\$ 262,941.00	
Montebello Unified	Los Angeles	Winter Gardens Elementary	71/64808-00-007	3/1/2023	\$ 262,941.00	
Monterey Peninsula Unified	Monterey	J.C. Crumpton Elementary	70/66092-00-002	3/1/2023	\$ 1,639,803.00	
Monterey Peninsula Unified	Monterey	Monte Vista Elementary	71/66092-00-002	3/1/2023	\$ 1,352,489.00	
Morgan Hill Unified	Santa Clara	El Toro Health and Science Academy	70/69583-00-016	3/2/2023	\$ 539,901.00	
Morgan Hill Unified	Santa Clara	Jackson Academy of Music and Math	70/69583-00-012	3/2/2023	\$ 1,619,703.00	
Morgan Hill Unified	Santa Clara	Los Paseos Elementary	70/69583-00-013	3/2/2023	\$ 1,619,703.00	
Morgan Hill Unified	Santa Clara	Nordstrom Elementary	70/69583-00-011	3/2/2023	\$ 2,699,506.00	
Morgan Hill Unified	Santa Clara	P.A. Walsh Steam Academy	70/69583-00-010	3/2/2023	\$ 1,619,703.00	
Morgan Hill Unified	Santa Clara	Paradise Valley Engineering Academy	70/69583-00-014	3/2/2023	\$ 1,619,703.00	
Morgan Hill Unified	Santa Clara	San Martin/Gwinn Environmental Acad	70/69583-00-015	3/2/2023	\$ 1,079,802.00	
Mount Pleasant Elementary	Santa Clara	Ida Jew Academies	70/69617-00-006	3/2/2023	\$ 1,654,466.00	
Mount Pleasant Elementary	Santa Clara	Mt. Pleasant Elementary	70/69617-00-004	3/2/2023	\$ 4,934,073.00	
Mount Pleasant Elementary	Santa Clara	Robert Sanders Elementary	70/69617-00-005	3/2/2023	\$ 3,294,270.00	
Mountain Empire Unified	San Diego	Campo Elementary	70/68213-00-012	3/2/2023	\$ 3,279,607.00	
Mountain Empire Unified	San Diego	Clover Flat Elementary	70/68213-00-011	3/2/2023	\$ 1,639,803.00	
Mountain Empire Unified	San Diego	Descanso Elementary	70/68213-00-009	3/2/2023	\$ 1,639,803.00	
Mountain Empire Unified	San Diego	Potrero Elementary	70/68213-00-010	3/2/2023	\$ 1,639,803.00	
Mountain View Elementary	Los Angeles	Miramonte Elementary	70/64816-00-003	3/2/2023	\$ 4,099,509.00	
Mountain View Elementary	Los Angeles	Willard F Payne Elementary	70/64816-00-004	3/2/2023	\$ 3,279,607.00	
Mountain View Whisman	Santa Clara	Gabriela Mistral Elementary	70/69591-00-001	3/1/2023	\$ 2,459,706.00	
Mountain View Whisman	Santa Clara	Mariano Castro Elementary	70/69591-00-002	3/1/2023	\$ 819,902.00	
Muroc Joint Unified	Kern	West Boron Elementary	71/63685-00-002	3/2/2023	\$ 462,156.00	
Napa Valley Unified	Napa	McPherson Elementary	70/66266-00-002	2/28/2023	\$ 3,549,284.00	
Natomas Unified	Sacramento	Natomas Park Elementary	70/75283-00-002	2/15/2023	\$ 1,654,466.00	
Newman-Crows Landing Unified	Stanislaus	Von Renner Elementary	71/73601-00-001	2/9/2023	\$ 513,506.00	
North County Joint Union Elementary	San Benito	Spring Grove Elementary	70/67504-00-001	3/2/2023	\$ 1,654,466.00	
Orange Center Elementary	Fresno	Orange Center Elementary	70/62331-00-001	3/2/2023	\$ 1,634,367.00	
Orange Unified	Orange	Palmyra Elementary	71/66621-00-002	3/1/2023	\$ 525,881.00	
Orcutt Union Elementary	Santa Barbara	Nightingale Elementary	70/69260-00-002	3/2/2023	\$ 4,919,411.00	
Pacifica	San Mateo	Ortega Elementary	70/68932-00-005	2/15/2023	\$ 4,646,111.00	
Pacifica	San Mateo	Sunset Ridge Elementary	70/68932-00-006	2/15/2023	\$ 4,099,510.00	
Pacifica	San Mateo	Vallemar Elementary	70/68932-00-004	2/15/2023	\$ 4,099,510.00	

California Preschool, Transitional Kindergarten and Full-Day Kindergarten Facilities Grant Program
- Workload as of December 31, 2023 -

District	County	Site Name	Application Number	OPSC Date Received	Estimated State Grant**	Financial Hardship**
Palo Verde Unified	Riverside	Felix J Appleby Elementary	70/67181-00-003	3/2/2023	\$ 1,639,803.00	
Palo Verde Unified	Riverside	Margaret White Elementary	70/67181-00-001	3/2/2023	\$ 3,006,307.00	
Palo Verde Unified	Riverside	Ruth Brown Elementary	70/67181-00-002	3/2/2023	\$ 3,006,307.00	
Palos Verdes Peninsula Unified	Los Angeles	Dapplegray Elementary	70/64865-00-002	3/2/2023	\$ 4,919,411.00	
Palos Verdes Peninsula Unified	Los Angeles	MiraCatalina Elementary	70/64865-00-005	3/2/2023	\$ 4,099,509.00	
Palos Verdes Peninsula Unified	Los Angeles	Montemalaga Elementary	70/64865-00-004	3/2/2023	\$ 4,099,509.00	
Palos Verdes Peninsula Unified	Los Angeles	Silver Spur Elementary	70/64865-00-001	3/2/2023	\$ 4,099,509.00	
Palos Verdes Peninsula Unified	Los Angeles	Vista Grande Elementary	70/64865-00-003	3/2/2023	\$ 3,279,607.00	
Panama-Buena Vista Union	Kern	Louise Sandrini Elementary	70/63362-00-002	3/2/2023	\$ 3,239,407.00	
Paradise Unified	Butte	Cedarwood Elementary	70/61531-00-004	2/16/2023	\$ 834,546.00	
Paradise Unified	Butte	Paradise Ridge Elementary	70/61531-00-006	2/16/2023	\$ 2,757,444.00	
Paradise Unified	Butte	Pine Ridge Elementary	70/61531-00-005	2/16/2023	\$ 1,937,542.00	
Pierce Joint Unified	Colusa	Arbuckle Elementary	70/61614-00-002	2/17/2023	\$ 3,294,270.00	
Piner-Olivet Union	Sonoma	Olivet Elementary	70/70870-00-002	2/16/2023	\$ 3,294,270.00	
Placerville Union	El Dorado	Louisiana Schnell Elementary	70/61952-00-003	2/17/2023	\$ 4,123,947.00	
Placerville Union	El Dorado	Sierra Elementary	70/61952-00-004	2/17/2023	\$ 4,123,947.00	
Plumas Lake Elementary	Yuba	Cobblestone Elementary	70/72744-00-004	2/17/2023	\$ 5,490,450.00	
Plumas Lake Elementary	Yuba	Rio Del Oro Elementary	70/72744-00-003	2/17/2023	\$ 4,943,849.00	
Redding	Shasta	Bonny View Elementary	70/70110-00-005	2/28/2023	\$ 3,006,307.00	
Redding	Shasta	Cypress Elementary	70/70110-00-006	2/28/2023	\$ 1,639,803.00	
Redding	Shasta	Manzanita Elementary	70/70110-00-004	2/28/2023	\$ 4,919,411.00	
Rialto Unified	San Bernardino	Dollahan Elementary	70/67850-00-010	3/2/2023	\$ 788,822.00	
Rialto Unified	San Bernardino	Morris Elementary	70/67850-00-011	3/2/2023	\$ 788,822.00	
Rialto Unified	San Bernardino	Trapp Elementary	70/67850-00-012	3/2/2023	\$ 1,639,803.00	
Roseland Elementary	Sonoma	Roseland Elementary	70/70904-00-002	2/24/2023	\$ 2,474,368.00	
Salinas City Elementary	Monterey	Lonma Vista Elementary	70/66142-00-007	3/1/2023	\$ 2,459,706.00	
Salinas City Elementary	Monterey	Los Padres Elementary	70/66142-00-006	3/1/2023	\$ 3,279,607.00	
San Bruno Park	San Mateo	Belle Air Elementary	70/69013-00-006	2/17/2023	\$ 3,294,270.00	
San Bruno Park	San Mateo	John Muir Elementary	70/69013-00-004	2/17/2023	\$ 4,934,073.00	
San Bruno Park	San Mateo	Portola Elementary	70/69013-00-005	2/17/2023	\$ 3,294,270.00	
San Gabriel Unified	Los Angeles	Wilson Elementary	70/75291-00-002	2/8/2023	\$ 1,639,803.00	
San Lorenzo Valley Unified	Santa Cruz	Boulder Creek Elementary	70/69807-00-004	3/2/2023	\$ 4,063,921.00	
San Lorenzo Valley Unified	Santa Cruz	San Lorenzo Valley Elementary	70/69807-00-003	3/2/2023	\$ 4,063,921.00	
San Luis Coastal Unified	San Luis Obispo	Baywood Elementary	70/68809-00-006	2/17/2023	\$ 3,006,307.00	
San Luis Coastal Unified	San Luis Obispo	Bishops Peak Elementary	71/68809-00-002	2/17/2023	\$ 1,049,287.00	
San Luis Coastal Unified	San Luis Obispo	Del Mar Elementary	70/68809-00-005	2/17/2023	\$ 2,496,041.00	
San Luis Coastal Unified	San Luis Obispo	Pacheco Elementary	70/68809-00-004	2/17/2023	\$ 2,102,365.00	
San Miguel Joint Union	San Luis Obispo	Cappy Culver Elementary	70/68825-00-002	3/1/2023	\$ 2,474,368.00	
San Miguel Joint Union	San Luis Obispo	Larson Elementary	70/68825-00-001	3/1/2023	\$ 4,114,172.00	
Sanger Unified	Fresno	Madison Elementary	70/62414-00-013	2/15/2023	\$ 1,654,466.00	
Sanger Unified	Fresno	New Elementary	70/62414-00-012	2/15/2023	\$ 5,739,312.00	
Santa Maria-Bonita	Santa Barbara	Adam (William Laird) Elementary	70/69120-00-001	3/2/2023	\$ 2,539,415.00	
Santa Maria-Bonita	Santa Barbara	Alvin Elementary	70/69120-00-002	3/2/2023	\$ 5,739,312.00	
Santa Maria-Bonita	Santa Barbara	Arellanes (Don Juan Bautista)	70/69120-00-003	3/2/2023	\$ 1,639,803.00	
Santa Maria-Bonita	Santa Barbara	Bill Libbon Elementary	70/69120-00-005	3/2/2023	\$ 3,279,607.00	
Santa Maria-Bonita	Santa Barbara	Bonita Elementary	70/69120-00-006	3/2/2023	\$ 5,445,292.00	
Santa Maria-Bonita	Santa Barbara	Bruce (Robert) Elementary	71/69120-00-001	3/2/2023	\$ 2,103,525.00	
Santa Maria-Bonita	Santa Barbara	Fairlawn Elementary	70/69120-00-007	3/2/2023	\$ 2,691,565.00	
Santa Maria-Bonita	Santa Barbara	Jimenez Roberto and Dr. Francisco Elementary	70/69120-00-008	3/2/2023	\$ 4,625,390.00	
Santa Maria-Bonita	Santa Barbara	Juan Pacifico Ontiveros	70/69120-00-012	3/2/2023	\$ 5,739,312.00	
Santa Maria-Bonita	Santa Barbara	Liberty Elementary	70/69120-00-009	3/2/2023	\$ 2,539,415.00	

California Preschool, Transitional Kindergarten and Full-Day Kindergarten Facilities Grant Program
- Workload as of December 31, 2023 -

District	County	Site Name	Application Number	OPSC Date Received	Estimated State Grant**	Financial Hardship**
Santa Maria-Bonita	Santa Barbara	Miller (Isaac) Elementary	70/69120-00-010	3/2/2023	\$ 2,691,565.00	
Santa Maria-Bonita	Santa Barbara	Oakley Elementary	70/69120-00-011	3/2/2023	\$ 6,559,215.00	
Santa Maria-Bonita	Santa Barbara	Rice (William) Elementary	70/69120-00-013	3/2/2023	\$ 6,559,215.00	
Santa Maria-Bonita	Santa Barbara	Sanchez (David J.)	70/69120-00-016	3/2/2023	\$ 3,279,607.00	
Santa Maria-Bonita	Santa Barbara	Taylor (Ida Redmond) Elementary	70/69120-00-014	3/2/2023	\$ 4,625,390.00	
Santa Maria-Bonita	Santa Barbara	Tunnell (Martin Luther) Elementary	70/69120-00-015	3/2/2023	\$ 5,739,312.00	
Santa Paula Unified	Ventura	Barbara Webster Elementary	70/76828-00-002	3/2/2023	\$ 3,279,607.00	
Santa Paula Unified	Ventura	Blanchard Elementary	70/76828-00-001	3/2/2023	\$ 3,279,607.00	
Santa Paula Unified	Ventura	Thelma Bedell Elementary	70/76828-00-003	3/2/2023	\$ 3,279,607.00	
Santa Rtia Union Elementary	Monterey	La Joya Elementary	70/66191-00-002	3/2/2023	\$ 4,372,810.00	
Santa Rtia Union Elementary	Monterey	McKinnon Elementary	70/66191-00-004	3/2/2023	\$ 2,459,706.00	
Santa Rtia Union Elementary	Monterey	New Republic Elementary	70/66191-00-003	3/2/2023	\$ 3,279,607.00	
Santa Rtia Union Elementary	Monterey	Santa Rita Elementary	70/66191-00-001	3/2/2023	\$ 3,826,208.00	
Sausalito- Marin City	Marin	Bayside Martin Luther King Jr Academy	70/65474-00-002	3/1/2023	\$ 2,747,668.00	
Sebastopol Union	Sonoma	Park Side School	70/70938-00-001	3/2/2023	\$ 556,376.00	
Selma Unified	Fresno	Roosevelt Elementary	70/62430-00-016	3/1/2023	\$ 3,279,607.00	
Semitropic Elementary	Kern	Semitropic Elementary	70/63768-00-002	2/14/2023	\$ 1,374,190.00	
Sierra Sands Unified	Kern	Faller Elementary	70/73742-00-002	2/28/2023	\$ 819,902.00	
Soledad Unified	Monterey	San Vincente Elementary	70/75440-00-002	2/28/2023	\$ 3,279,607.00	
Southern Humboldt Unified	Humboldt	Casterlin Elementary	70/63040-00-001	3/1/2023	\$ 1,381,165.00	
Southern Humboldt Unified	Humboldt	Redway Elementary	70/63040-00-002	3/1/2023	\$ 1,654,466.00	
Stanislaus Union Elementary	Stanislaus	Agnes M. Baptist Elementary	70/71282-00-002	3/1/2023	\$ 1,639,803.00	
Stanislaus Union Elementary	Stanislaus	Eisenhut Elementary	70/71282-00-004	3/1/2023	\$ 1,639,803.00	
Stanislaus Union Elementary	Stanislaus	Josephine Chrysler Elementary	70/71282-00-003	3/1/2023	\$ 1,639,803.00	
Stanislaus Union Elementary	Stanislaus	Mary Lou Dieterich Elementary	70/71282-00-005	3/1/2023	\$ 1,639,803.00	
Stanislaus Union Elementary	Stanislaus	Stanislaus Elementary	70/71282-00-006	3/1/2023	\$ 1,639,803.00	
Summerville Elementary	Tuolumne	Summerville Elementary	70/72405-00-002	2/24/2023	\$ 834,564.00	
Susanville Elementary	Lassen	McKinley Elementary	70/64196-00-001	3/1/2023	\$ 4,387,473.00	
Temple City Unified	Los Angeles	Emperor Elementary	70/69260-00-002	3/2/2023	\$ 7,379,117.00	
Twain Harte	Tuolumne	Twain Hart Elementary	70/72421-00-001	2/27/2023	\$ 834,564.00	
Twin Hills Unified	Sonoma	Apple Blossom Elementary	70/70961-00-002	2/14/2023	\$ 1,654,466.00	
Twin Rivers Unified	Sacramento	Del Paso Heights Elementary	70/76505-00-004	3/2/2023	\$ 819,902.00	
Twin Rivers Unified	Sacramento	Dry Creek Elementary	70/76505-00-005	3/2/2023	\$ 819,902.00	
Ukiah Unified	Mendocino	Oak Manor Elementary	70/65615-00-004	2/27/2023	\$ 2,459,706.00	
Ukiah Unified	Mendocino	Yokayo Elementary	70/65615-00-003	2/27/2023	\$ 4,099,510.00	
Visalia Unified	Tulare	Houston Elementary	70/72256-00-004	3/2/2023	\$ 4,099,509.00	
Walnut Creek	Contra Costa	Buena Vista Elementary	70/61812-00-007	2/28/2023	\$ 5,739,312.00	
Walnut Creek	Contra Costa	Indian Valley Elementary	70/61812-00-011	2/28/2023	\$ 4,099,509.00	
Walnut Creek	Contra Costa	Murwood Elementary	70/61812-00-008	2/28/2023	\$ 4,919,411.00	
Walnut Creek	Contra Costa	Parkmead Elementary	70/61812-00-010	2/28/2023	\$ 4,919,411.00	
Walnut Creek	Contra Costa	Tice Creek Elementary	70/61812-00-012	2/28/2023	\$ 3,279,607.00	
Walnut Creek	Contra Costa	Walnut Heights Elementary	70/61812-00-009	2/28/2023	\$ 4,919,411.00	
Waterford Unified	Stanislaus	Richard M Moon Primary	70/75572-00-002	3/2/2023	\$ 7,393,779.00	
Weaver Union	Merced	Pioneer Elementary	70/65862-00-002	3/2/2023	\$ 7,652,417.00	
West Hills Community College	Kings	West Hills College Lemoore	71/62133-00-001	3/2/2023	\$ 776,777.00	
Westminster	Orange	Jessie Hayden Elementary	70/66746-00-002	3/1/2023	\$ 2,751,176.00	
Westminster	Orange	Ada Clegg Elementary	70/66746-00-001	3/1/2023	\$ 2,751,176.00	
Westminster	Orange	Mearns Elementary	70/66746-00-003	3/1/2023	\$ 2,751,176.00	
Westminster	Orange	Willmore Elementary	70/66746-00-004	3/1/2023	\$ 2,751,176.00	
Windsor Unified	Sonoma	Cali Calmecac	70/75358-00-002	2/27/2023	\$ 6,493,477.00	
Windsor Unified	Sonoma	Washburn (Mattie) Elementary	70/75358-00-003	2/28/2023	\$ 2,459,706.00	

California Preschool, Transitional Kindergarten and Full-Day Kindergarten Facilities Grant Program
 - Workload as of December 31, 2023 -

District	County	Site Name	Application Number	OPSC Date Received	Estimated State Grant**	Financial Hardship**
Winters Joint Unified	Yolo	Shirley Rominger Intermediate	70/72702-00-004	3/2/2023	\$ 8,213,681.00	
Winters Joint Unified	Yolo	Waggoner Elementary	70/72702-00-003	3/2/2023	\$ 8,213,681.00	
Winters Joint Unified	Yolo	Wolfskill High	70/72702-00-002	3/2/2023	\$ 7,393,779.00	
Yreka Union Elementary	Siskiyou	Gold Street Elementary	71/70508-00-001	3/1/2023	\$ 1,799,225.00	

ESTIMATED STATE SHARE	\$	1,035,086,248
ESTIMATED FINANCIAL HARDSHIP REQUEST	\$	7,378,415
CALIFORNIA PRESCHOOL, TRANSITIONAL KINDERGARTEN AND FULL-DAY KINDERGARTEN TOTAL*	\$	1,042,464,663

*California Preschool, Transitional Kindergarten and Full-Day Kindergarten Facilities Grant Program applications received by OPSC for the February 2023 Filing Round. OPSC has not yet reviewed the total grant requested, including Financial Hardship, and the total number of projects may exceed available expenditure authority. Placement on this list does not guarantee funding.

** The required district contribution may not equal the percentages specified in 1860.11 and 1860.13 if the application is for funding for a hybrid project that contains multiple facility types.

INFORMATION ITEM

SCHOOL FACILITY PROGRAM APPLICATIONS RECEIVED BEYOND BOND AUTHORITY LIST (as of December 31, 2023)

The applications on this list represent School Facility Program (SFP) New Construction and Modernization projects in date order received that were received on or after February 13, 2020 through December 31, 2023. These applications have been received, but not reviewed, by the Office of Public School Construction (OPSC). This list is presented to the State Allocation Board for acknowledgement, but not approval pursuant to SFP Regulation Section 1859.95.1.

Published monthly in the SAB Agenda.

This report is also on the [OPSC Website](http://www.dgs.ca.gov/opsc) at:
www.dgs.ca.gov/opsc

SFP APPLICATIONS

New Construction Acknowledged Applications Received Past Existing Authority as of December 31, 2023

District	County	Site Name	DSA Number	50-04 Date Received	Estimated State Grant (a)	Estimated Financial Hardship (b)
Pleasanton Unified	Alameda	Lydiksen Elementary	50/75101-00-012	02/15/22	\$ 1,368,404	\$ -
Butteville Union Elementary	Siskiyou	Butteville Elementary	50/70201-00-003	02/22/22	\$ 3,142,834	\$ -
Natomas Unified	Sacramento	Northpointe Elementary	50/75283-00-028	03/11/22	\$ 13,437,152	\$ -
Corona-Norco Unified	Riverside	George Washington Elementary	50/67033-00-049	03/15/22	\$ 1,916,904	\$ -
Riverside Unified	Riverside	Fremont Elementary	50/67215-00-043	03/25/22	\$ 3,768,997	\$ -
Clovis Unified	Fresno	Dry Creek Elementary	50/62117-00-030	04/04/22	\$ 2,573,050	\$ -
Irvine Unified	Orange	Oak Creek Elementary	50/73650-00-052	04/04/22	\$ 469,128	\$ -
Marysville Joint Unified	Yuba	Arboga Elementary	50/72736-00-034	04/07/22	\$ 5,348,981	\$ -
Natomas Unified	Sacramento	Natomas Pacific Pathways Prep Elementary	50/75283-00-029	04/13/22	\$ 8,148,166	\$ -
Standard Elementary	Kern	Highland Elementary	50/63792-00-004	04/27/22	\$ 3,036,485	\$ -
Standard Elementary	Kern	Wingland Elementary	50/63792-00-005	04/27/22	\$ 2,064,789	\$ -
Elk Grove Unified	Sacramento	Miwok Village	50/67314-00-052	05/04/22	\$ 18,870,984	\$ -
Etiwanda Elementary	San Bernardino	Grapeland Elementary	50/67702-00-019	05/06/22	\$ 2,977,000	\$ -
McFarland Unified	Kern	McFarland High School Early College	50/73908-00-012	05/10/22	\$ 2,291,506	\$ -
Robla Elementary	Sacramento	Bell Avenue Elementary	50/67421-00-004	05/13/22	\$ 3,708,068	\$ -
Pittsburg Unified	Contra Costa	Los Medanos Elementary	50/61788-00-012	05/16/22	\$ 1,793,322	\$ -
Corcoran Joint Unified	Kings	Corcoran High	50/63891-00-003	05/25/22	\$ 3,569,653	\$ -
Fresno Unified	Fresno	Juan Felipe Herrera Elementary	50/62166-00-033	05/26/22	\$ 16,479,378	\$ -
Edison Elementary	Kern	Orangewood Elementary	50/63438-00-003	06/09/22	\$ 877,380	\$ 877,380
Manteca Unified	San Joaquin	French Camp Elementary	50/68593-00-028	06/13/22	\$ 819,738	\$ -
Paradise Unified	Butte	Paradise Senior High	50/61531-00-003	06/14/22	\$ 6,147,080	\$ -
San Bernardino City Unified	San Bernardino	Paakuma K-8	50/67876-00-087	06/14/22	\$ 2,871,307	\$ -
Center Joint Unified	Sacramento	Rex Fortune Elementary	50/73973-00-004	06/17/22	\$ 13,713,610	\$ -
Firebaugh-Las Deltas Unified	Fresno	Arthur E. Mills Intermediate	50/73809-00-006	06/22/22	\$ 1,256,925	\$ -
Hilmar Unified	Merced	Hilmar Elementary	50/65698-00-006	06/29/22	\$ 10,834,354	\$ -
Beaumont Unified	Riverside	Beaumont Senior High	50/66993-00-023	06/29/22	\$ 10,420,773	\$ -
Patterson Joint Unified	Stanislaus	Patterson High	50/71217-00-012	06/29/22	\$ 7,500,512	\$ -
Plumas Lake Elementary	Yuba	Rio Del Oro Elementary	50/72744-00-004	07/20/22	\$ 962,762	\$ -
Plumas Lake Elementary	Yuba	Cobblestone Elementary	50/72744-00-005	07/20/22	\$ 864,934	\$ -
Santa Clara Unified	Santa Clara	Kathleen MacDonald High	50/69674-00-003	07/21/22	\$ 73,905,753	\$ -
Patterson Joint Unified	Stanislaus	Apricot Valley Elementary	50/71217-00-013	07/22/22	\$ 1,826,140	\$ -
Patterson Joint Unified	Stanislaus	Las Palmas Elementary	50/71217-00-014	07/22/22	\$ 2,134,604	\$ -
Sundale Union Elementary	Tulare	Sundale Elementary	50/72173-00-007	07/22/22	\$ 9,044,768	\$ 9,044,768
Jurupa Unified	Riverside	Del Sol Academy	50/67090-00-019	07/26/22	\$ 2,615,669	\$ -
Greenfield Union	Kern	Crescent Elementary	50/63503-00-014	07/27/22	\$ 16,697,641	\$ 16,697,641
Banta Elementary	San Joaquin	EPIC Academy	50/68486-00-005	07/29/22	\$ 23,721,425	\$ -
Lodi Unified	San Joaquin	Clyde W. Needham Elementary	50/68585-00-031	07/31/22	\$ 5,871,784	\$ -
San Benito High	San Benito	San Benito High	50/67538-00-004	08/09/22	\$ 929,349	\$ -
Del Mar Union Elementary	San Diego	Pacific Sky Elementary	50/68056-00-005	08/09/22	\$ 29,146,296	\$ -
Milpitas Unified	Santa Clara	Mabel Mattos Elementary	50/73387-00-002	08/09/22	\$ 9,037,821	\$ -
Imperial County Office of Education	Imperial	Imperial Valley Center	50/10132-03-009	08/11/22	\$ 889,058	\$ -
Fresno Unified	Fresno	Ewing Elementary	50/62166-00-034	08/12/22	\$ 2,576,321	\$ -
Los Alamitos Unified	Orange	Los Alamitos High	50/73924-00-007	08/12/22	\$ 1,573,276	\$ -

SFP APPLICATIONS

New Construction Acknowledged Applications Received Past Existing Authority as of December 31, 2023

District	County	Site Name	DSA Number	50-04 Date Received	Estimated State Grant (a)	Estimated Financial Hardship (b)
Sanger Unified	Fresno	Lincoln Elementary	50/62414-00-032	08/15/22	\$ 1,107,227	\$ -
Sanger Unified	Fresno	Lone Star Elementary	50/62414-00-033	08/15/22	\$ 1,160,842	\$ -
Sanger Unified	Fresno	Centerville Elementary	50/62414-00-034	08/15/22	\$ 1,499,177	\$ -
Tulare City	Tulare	Mulcahy Middle	50/72231-00-007	08/15/22	\$ 2,176,943	\$ -
Fremont Unified	Alameda	Centerville Junior High	50/61176-07-001	08/16/22	\$ 11,130,087	\$ -
Fremont Unified	Alameda	William Hopkins Junior High	50/61176-07-002	08/16/22	\$ 7,048,216	\$ -
Vacaville Unified	Los Angeles	Buckingham Collegiate Charter Academy	50/70573-00-003	08/16/22	\$ 4,713,697	\$ -
Sanger Unified	Fresno	Sanger Educational Complex	50/62414-00-035	08/17/22	\$ 27,665,415	\$ -
Greenfield Union	Kern	Crescent Elementary	50/63503-00-018	08/17/22	\$ 5,124,000	\$ -
Hayward Unified	Alameda	Winton Middle	50/61192-00-001	08/26/22	\$ 687,147	\$ -
Porterville Unified	Tulare	West Putnam Elementary	50/75523-00-012	09/23/22	\$ 7,808,353	\$ -
Pleasanton Unified	Alameda	Thomas S. Hart Middle	50/75101-00-013	10/03/22	\$ 2,974,786	\$ -
Liberty Union High	Contra Costa	Liberty High	50/61721-00-010	11/16/22	\$ 5,887,612	\$ -
Lamont Elementary	Kern	Myrtle Avenue Elementary	50/63560-00-002	11/21/22	\$ 4,358,375	\$ -
Lamont Elementary	Kern	Lamont Elementary	50/63560-00-003	11/21/22	\$ 1,009,250	\$ -
Lamont Elementary	Kern	Alicante Avenue Elementary	50/63560-00-004	11/21/22	\$ 2,125,625	\$ -
San Bernardino City Unified	San Bernardino	Indian Springs High	50/67876-00-088	12/01/22	\$ 540,567	\$ -
Jefferson Elementary	San Joaquin	Coral Hollow Elementary	50/68544-00-006	12/09/22	\$ 22,212,742	\$ -
Lammersville Joint Unified	San Joaquin	Evelyn Costa Elementary	50/76760-00-010	12/09/22	\$ 16,172,546	\$ -
San Juan Unified	Sacramento	Earl Legette Elementary	50/67447-00-003	01/09/23	\$ 4,050,597	\$ -
Brentwood Union Elementary	Contra Costa	William B. Bristow Middle	50/61655-00-014	01/26/23	\$ 10,030,671	\$ -
Hemet Unified	Riverside	Little Lake Elementary	50/67082-00-018	01/27/23	\$ 1,898,820	\$ -
San Juan Unified	Sacramento	Starr King K-8	50/67447-00-004	02/08/23	\$ 2,458,433	\$ -
Dublin Unified	Alameda	Emerald High	50/75093-00-015	02/09/23	\$ 59,893,861	\$ -
Templeton Unified	San Luis Obispo	Templeton Middle	50/68841-00-003	02/10/23	\$ 342,643	\$ -
Menifee Union Elementary	Riverside	Chester W. Morrison Elementary	50/67116-00-019	02/15/23	\$ 2,055,701	\$ -
Menifee Union Elementary	Riverside	Evans Ranch Elementary	50/67116-00-020	02/15/23	\$ 3,200,446	\$ -
Menifee Union Elementary	Riverside	Harvest Hill STEAM Academy	50/67116-00-021	02/15/23	\$ 2,802,167	\$ -
Menifee Union Elementary	Riverside	Southshore Elementary	50/67116-00-022	02/15/23	\$ 3,020,750	\$ -
Menifee Union Elementary	Riverside	Taawila Elementary	50/67116-00-023	02/15/23	\$ 2,041,333	\$ -
Ventura County Office of Education	Ventura	Gateway Community	50/10561-00-004	02/21/23	\$ 9,970,488	\$ -
San Benito High	San Benito	Hollister High	50/67538-00-005	02/24/23	\$ 5,382,725	\$ -
Martinez Unified	Contra Costa	John Swett Elementary	50/61739-00-006	02/27/23	\$ 11,343,679	\$ -
San Marcos Unified	San Diego	Double Peak	50/73791-00-022	02/27/23	\$ 2,294,128	\$ -
Kerman Unified	Fresno	New Elementary	50/73999-00-010	03/06/23	\$ 20,195,769	\$ -
Riverside Unified	Riverside	Longfellow Elementary	50/67215-00-044	03/13/23	\$ 6,185,370	\$ -
Walnut Valley Unified	Los Angeles	Walnut Elementary	50/73460-00-014	04/05/23	\$ 2,097,761	\$ -
El Segundo Unified	Los Angeles	El Segundo Middle	50/64535-00-001	04/14/23	\$ 11,957,476	\$ -
Capistrano Unified	Orange	Riendea Elementary	50/66464-00-026	04/18/23	\$ 58,390,961	\$ -
Modesto City Elementary	Stanislaus	Tuolumne Elementary	50/71167-00-001	04/18/23	\$ 1,414,214	\$ -
Santa Maria Joint Union High	Santa Barbara	Santa Maria High	50/69310-00-009	04/24/23	\$ 20,800,489	\$ -
Encinitas Union Elementary	San Diego	Flora Vista Elementary	50/68080-00-002	04/28/23	\$ 1,174,480	\$ -
Jurupa Unified	Riverside	Troth Street Elementary	50/67090-00-020	05/03/23	\$ 7,241,504	\$ -

SFP APPLICATIONS

New Construction Acknowledged Applications Received Past Existing Authority as of December 31, 2023

District	County	Site Name	DSA Number	50-04 Date Received	Estimated State Grant (a)	Estimated Financial Hardship (b)
Twin Rivers Unified	Sacramento	Northlake Elementary	50/76505-04-001	05/10/23	\$ 32,389,035	\$ -
Walnut Valley Unified	Los Angeles	Walnut High	50/73460-00-015	05/12/23	\$ 432,054	\$ -
Buellton Union Elementary	Santa Barbara	Oak Valley Elementary	50/69138-00-003	05/17/23	\$ 1,018,185	\$ -
Patterson Joint Unified	Stanislaus	Patterson High	50/71217-00-015	06/12/23	\$ 4,181,436	\$ -
Hemet Unified	Riverside	Ramona Elementary	50/67082-00-019	06/23/23	\$ 5,758,822	\$ -
Sanger Unified	Fresno	Centerville Elementary	50/62414-00-036	07/18/23	\$ 842,358	\$ -
Oxnard Union High	Ventura	Del Sol High	50/72546-00-002	07/20/23	\$ 73,674,294	\$ -
Sanger Unified	Fresno	Lone Star Elementary	50/62414-00-037	08/04/23	\$ 1,282,290	\$ -
Sanger Unified	Fresno	Lincoln Elementary	50/62414-00-038	08/04/23	\$ 2,047,844	\$ -
Sanger Unified	Fresno	John S. Wash Elementary	50/62414-00-039	08/04/23	\$ 2,406,642	\$ -
Coachella Valley Unified	Riverside	Northshore Elementary	50/73676-00-001	08/04/23	\$ 19,738,249	\$ -
Willows Unified	Glenn	Willows Intermediate	50/62661-00-002	08/08/23	\$ 2,052,131	\$ -
Moreno Valley Unified	Riverside	Moreno Elementary	50/67124-00-005	08/08/23	\$ 19,589,457	\$ -
Palo Alto Unified	Santa Clara	Ellen Fletcher Middle	50/69641-00-004	08/08/23	\$ 1,286,786	\$ -
Palo Alto Unified	Santa Clara	Palo Verde Elementary	50/69641-00-005	08/08/23	\$ 1,364,097	\$ -
Lake Elsinore Unified	Riverside	Railroad Canyon Elementary	50/75176-00-023	08/08/23	\$ 3,068,859	\$ -
Menifee Union Elementary	Riverside	Kathryn Newport Middle	50/67116-00-024	08/09/23	\$ 28,620,323	\$ -
Romoland Elementary	Riverside	Harvest Valley Elementary	50/67231-00-004	08/09/23	\$ 1,343,997	\$ -
Atwater Elementary	Merced	Juniper Elementary	50/65631-00-006	08/10/23	\$ 13,768,328	\$ -
Hemet Unified	Riverside	Harmony Elementary	50/67082-00-020	08/11/23	\$ 1,615,252	\$ -
Hemet Unified	Riverside	McSweeny Elementary	50/67082-00-021	08/11/23	\$ 1,795,969	\$ -
Temecula Valley Unified	Riverside	Summit Academy	50/75192-00-041	08/11/23	\$ 9,178,694	\$ -
Rio Bravo-Greeley Union Elementary	Kern	Rio Bravo Elementary	50/73544-00-004	08/22/23	\$ 925,224	\$ -
Rio Bravo-Greeley Union Elementary	Kern	Rio Bravo-Greeley Elementary	50/73544-00-005	08/22/23	\$ 467,500	\$ -
Fowler Unified	Fresno	Fowler High	50/62158-00-003	08/31/23	\$ 2,500,103	\$ -
Greenfield Union Elementary	Monterey	Mary Chapa Academy	50/66035-00-004	09/20/23	\$ 2,086,451	\$ 2,086,451
Central Unified	Fresno	Shields and Brawley Elementary	50/73965-00-020	11/15/23	\$ 14,198,608	\$ -
Fallbrook Union High	San Diego	Fallbrook High	50/68122-00-001	11/27/23	\$ 3,319,592	\$ -
Sulphur Springs Union	Los Angeles	Pinetree Community Elementary	50/65045-00-012	12/07/23	\$ 5,716,003	\$ -
Millville Elementary	Shasta	Millville Elementary	50/70052-00-003	12/08/23	\$ 728,813	\$ 728,813
Alhambra Unified	Los Angeles	Garfield Elementary	50/75713-00-015	12/12/23	\$ 7,232,733	\$ -
Tehama County Department of Education	Tehama	Gerber Elementary	50/10520-00-004	12/15/23	\$ 404,199	\$ 404,199
Roseville City Elementary	Placer	Creekview Elementary	50/66910-00-017	12/22/23	\$ 16,921,411	\$ -
Irvine Unified	Orange	Loma Ridge Elementary	50/73650-00-053	12/27/23	\$ 3,511,349	\$ -
					\$ 992,318,242	\$ 29,839,252
					\$ 1,022,157,493	

SFP APPLICATIONS

Modernization Acknowledged Applications Received Past Existing Authority as of December 31, 2023

District	County	Site Name	DSA Number	50-04 Date Received	Estimated State Grant (a)	Estimated Financial Hardship (b)
Los Angeles Unified	Los Angeles	San Pedro Senior High	57/64733-20-023	02/11/22	\$ 21,899,618	\$ -
Paradise Unified	Butte	Pine Ridge Elementary	57/61531-00-008	02/14/22	\$ 1,269,481	\$ -
Paradise Unified	Butte	Paradise Intermediate	57/61531-00-009	02/14/22	\$ 1,382,107	\$ -
Los Angeles Unified	Los Angeles	McKinley Avenue Elementary	57/64733-00-738	02/15/22	\$ 4,349,403	\$ -
Pomona Unified	Los Angeles	Emerson Middle	57/64907-00-047	02/15/22	\$ 680,119	\$ -
Desert Sands Unified	Riverside	James Madison Elementary	57/67058-00-025	02/15/22	\$ 2,709,586	\$ -
Hesperia Unified	San Bernardino	Kingston Elementary	57/75044-00-003	02/15/22	\$ 810,533	\$ 540,355
Hesperia Unified	San Bernardino	Hesperia High	57/75044-00-004	02/15/22	\$ 2,355,588	\$ 1,570,392
Hesperia Unified	San Bernardino	Mesa Grande Elementary	57/75044-00-004	02/15/22	\$ 635,093	\$ 423,395
Hesperia Unified	San Bernardino	Juniper Elementary	57/75044-00-006	02/15/22	\$ 614,040	\$ 409,360
Hesperia Unified	San Bernardino	Hesperia Junior High	57/75044-00-007	02/15/22	\$ 1,168,650	\$ 779,100
Pleasanton Unified	Alameda	Lydixsen Elementary	57/75101-00-019	02/15/22	\$ 973,948	\$ -
Monterey Peninsula Unified	Monterey	Central Coast High	57/66092-00-041	02/17/22	\$ 1,149,664	\$ -
Anaheim Union High	Orange	Ball Junior High	57/66431-04-001	02/17/22	\$ 1,448,209	\$ -
San Rafael City Elementary	Marin	Bahia Vista Elementary	57/65458-00-017	02/22/22	\$ 880,472	\$ -
Val Verde Unified	Riverside	Rancho Verde High	57/75242-00-012	02/23/22	\$ 1,902,897	\$ -
Tipton Elementary	Tulare	Tipton Elementary	57/72215-00-002	02/24/22	\$ 5,614,678	\$ -
San Luis Coastal Unified	San Luis Obispo	C L Smith Elementary	57/68809-00-030	03/01/22	\$ 678,485	\$ -
San Luis Coastal Unified	San Luis Obispo	Morro Bay High	57/68809-00-031	03/01/22	\$ 885,342	\$ -
Los Angeles Unified	Los Angeles	Sixth Avenue Elementary	57/64733-00-739	03/02/22	\$ 3,138,562	\$ -
Los Angeles Unified	Los Angeles	Grover Cleveland Charter High	57/64733-41-008	03/02/22	\$ 24,548,061	\$ -
Redwood City Elementary	San Mateo	Roy Cloud Elementary	57/69005-00-017	03/03/22	\$ 3,943,536	\$ -
Morgan Hill Unified	Santa Clara	Jackson Academy of Music and Math (JAMM)	57/69583-00-016	03/03/22	\$ 3,815,943	\$ -
Santa Ana Unified	Orange	Raymond A. Villa Fundamental Intermediate	57/66670-00-066	03/04/22	\$ 9,953,855	\$ -
Desert Sands Unified	Riverside	Harry S. Truman Elementary	57/67058-00-026	03/10/22	\$ 4,124,664	\$ -
Chaffey Joint Union High	San Bernardino	Rancho Cucamonga High	57/67652-00-008	03/10/22	\$ 10,643,989	\$ -
Los Nietos	Los Angeles	Rancho Santa Gertrudes Elementary	57/64758-00-010	03/11/22	\$ 1,901,647	\$ -
Corona-Norco Unified	Riverside	George Washington Elementary	57/67033-00-024	03/15/22	\$ 3,081,248	\$ -
Pacifica	San Mateo	Ortega Elementary	57/68932-00-011	03/15/22	\$ 711,463	\$ -
Natomas Unified	Sacramento	Natomas High	57/75283-00-008	03/15/22	\$ 2,785,949	\$ -
Newport-Mesa Unified	Orange	Estancia High	57/66597-00-055	03/17/22	\$ 971,307	\$ -
Fresno Unified	Fresno	Jackson Elementary	57/62166-00-146	03/18/22	\$ 2,662,218	\$ -
Walnut Valley Unified	Los Angeles	Diamond Bar High	57/73460-00-015	03/25/22	\$ 12,510,472	\$ -
Anaheim Union High	Orange	Sycamore Junior High	57/66431-01-001	03/28/22	\$ 7,672,618	\$ -
Downey Unified	Los Angeles	Old River Elementary	57/64451-00-034	04/01/22	\$ 467,316	\$ -
Anaheim Union High	Orange	Magnolia High	57/66431-05-001	04/01/22	\$ 4,943,593	\$ -
Lowell Joint	Los Angeles	Meadow Green Elementary	57/64766-00-005	04/04/22	\$ 4,454,043	\$ -
Irvine Unified	Orange	Canyon View Elementary	57/73650-00-038	04/04/22	\$ 919,860	\$ -
Redding Elementary	Shasta	Bonny View Elementary	57/70110-00-010	04/06/22	\$ 1,689,660	\$ -
Marysville Joint Unified	Yuba	Arboga Elementary	57/72736-00-018	04/07/22	\$ 3,148,614	\$ -
Brawley Elementary	Imperial	Barbara Worth Junior High	57/63073-00-009	04/08/22	\$ 709,172	\$ 472,781
Brawley Elementary	Imperial	Miguel Hidalgo Elementary	57/63073-00-010	04/08/22	\$ 1,947,050	\$ 1,298,033
Brawley Elementary	Imperial	Phil D Swing Elementary	57/63073-00-011	04/08/22	\$ 128,779	\$ 85,853

SFP APPLICATIONS
Modernization Acknowledged Applications Received Past Existing Authority as of December 31, 2023

District	County	Site Name	DSA Number	50-04 Date Received	Estimated State Grant (a)	Estimated Financial Hardship (b)
Brawley Elementary	Imperial	Myron D Witter Elementary	57/63073-00-012	04/08/22	\$ 387,465	\$ 258,310
Brawley Elementary	Imperial	J. W. Oakley Elementary	57/63073-00-013	04/08/22	\$ 885,734	\$ 590,489
Napa Valley Unified	Napa	McPherson Elementary	57/66266-00-033	04/08/22	\$ 991,174	\$ -
Napa Valley Unified	Napa	Browns Valley Elementary	57/66266-00-034	04/08/22	\$ 828,732	\$ -
Napa Valley Unified	Napa	Alta Heights Elementary	57/66266-00-035	04/08/22	\$ 1,211,201	\$ -
Konocti Unified	Lake	Lower Lake Elementary	57/64022-00-016	04/11/22	\$ 651,016	\$ -
Konocti Unified	Lake	Lower Lake High	57/64022-00-017	04/11/22	\$ 1,478,323	\$ -
Lucia Mar Unified	San Luis Obispo	Grover Heights Elementary	57/68759-00-023	04/11/22	\$ 2,512,552	\$ -
Fremont Unified	Alameda	G. M. Walters Middle	57/61176-00-056	04/12/22	\$ 2,067,993	\$ -
San Lorenzo Unified	Alameda	Lorenzo Manor Elementary	57/61309-00-019	04/12/22	\$ 725,024	\$ -
Natomas Unified	Sacramento	Natomas Pacific Pathways Prep Elementary	57/75283-00-009	04/13/22	\$ 1,371,220	\$ -
Anaheim Union High	Orange	Anaheim High	57/66431-01-002	04/14/22	\$ 976,302	\$ -
Anaheim Union High	Orange	Ball Junior High	57/66431-04-002	04/14/22	\$ 1,180,348	\$ -
South Pasadena Unified	Los Angeles	South Pasadena Middle	57/65029-00-010	04/19/22	\$ 1,380,396	\$ -
Chino Valley Unified	San Bernardino	Eagle Canyon Elementary	57/67678-00-036	04/25/22	\$ 3,570,964	\$ -
Del Norte County Unified	Del Norte	Del Norte High	57/61820-00-018	04/26/22	\$ 5,094,741	\$ -
Redwood City Elementary	San Mateo	Garfield Elementary	57/69005-00-018	04/26/22	\$ 2,259,978	\$ -
Redwood City Elementary	San Mateo	Hoover Elementary	57/69005-00-019	04/26/22	\$ 5,111,654	\$ -
Paradise Unified	Butte	Cedarwood Elementary	57/61531-00-010	04/27/22	\$ 1,362,022	\$ -
Los Angeles Unified	Los Angeles	North Hollywood Senior High	57/64733-22-015	04/27/22	\$ 37,353,240	\$ -
Pacifica	San Mateo	Valleamar Elementary	57/68932-00-012	04/29/22	\$ 623,940	\$ -
Pacifica	San Mateo	Sunset Ridge Elementary	57/68932-00-013	04/29/22	\$ 250,808	\$ -
Pacifica	San Mateo	Ingrid B. Lacy Middle	57/68932-00-014	04/29/22	\$ 342,573	\$ -
Castaic Union	Los Angeles	Live Oak Elementary	57/64345-00-001	05/02/22	\$ 3,406,493	\$ -
Pacifica	San Mateo	Cabrillo Elementary	57/68932-00-015	05/06/22	\$ 834,020	\$ -
Vallejo City Unified	Solano	Loma Vista Elementary	57/70581-00-023	05/06/22	\$ 366,250	\$ -
San Leandro Unified	Alameda	Roosevelt Elementary	57/61291-00-026	05/09/22	\$ 689,795	\$ -
Capistrano Unified	Orange	Tesoro High	57/66464-00-022	05/10/22	\$ 1,938,922	\$ -
Robla Elementary	Sacramento	Robla Elementary	57/67421-00-004	05/13/22	\$ 1,035,307	\$ -
Robla Elementary	Sacramento	Glenwood Elementary	57/67421-00-005	05/13/22	\$ 2,218,515	\$ -
Robla Elementary	Sacramento	Bell Avenue Elementary	57/67421-00-006	05/13/22	\$ 1,183,208	\$ -
Pittsburg Unified	Contra Costa	Los Medanos Elementary	57/61788-00-013	05/16/22	\$ 2,143,377	\$ -
San Bernardino City Unified	San Bernardino	Oehl Elementary	57/67876-00-120	05/16/22	\$ 628,688	\$ -
San Bernardino City Unified	San Bernardino	San Bernardino High	57/67876-00-121	05/16/22	\$ 5,335,031	\$ -
Napa Valley Unified	Napa	Shearer Elementary	57/66266-00-036	05/17/22	\$ 810,849	\$ -
San Juan Unified	Sacramento	Mira Loma High	57/67447-00-077	05/17/22	\$ 7,352,094	\$ -
Butteville Union Elementary	Siskiyou	Butteville Elementary	57/70201-00-003	05/17/22	\$ 2,404,047	\$ -
Santa Barbara Unified	Santa Barbara	Adams Elementary	57/76786-00-019	05/17/22	\$ 200,982	\$ -
Galt Joint Union Elementary	Sacramento	River Oaks Elementary	57/67348-00-005	05/26/22	\$ 1,503,956	\$ -
Oak Valley Union Elementary	Tulare	Oak Valley Elementary	57/72017-00-003	05/26/22	\$ 4,062,347	\$ -
Fallbrook Union High	San Diego	Fallbrook High	57/68122-00-002	06/07/22	\$ 8,496,541	\$ -
Desert Sands Unified	Riverside	James Earl Carter Elementary	57/67058-00-027	06/09/22	\$ 3,563,958	\$ -
Manteca Unified	San Joaquin	French Camp Elementary	57/68593-00-016	06/12/22	\$ 4,638,120	\$ -

SFP APPLICATIONS
Modernization Acknowledged Applications Received Past Existing Authority as of December 31, 2023

District	County	Site Name	DSA Number	50-04 Date Received	Estimated State Grant (a)	Estimated Financial Hardship (b)
Napa Valley Unified	Napa	Vintage High	57/66266-00-037	06/13/22	\$ 915,716	\$ -
Napa Valley Unified	Napa	Napa High	57/66266-00-038	06/13/22	\$ 865,309	\$ -
Oxnard	Ventura	Emilie Ritche Elementary	57/72538-00-032	06/13/22	\$ 4,841,293	\$ -
Oxnard	Ventura	Christa McAuliffe Elementary	57/72538-00-033	06/13/22	\$ 5,265,275	\$ -
Napa Valley Unified	Napa	Bel Aire Park Elementary	57/66266-00-039	06/16/22	\$ 1,753,543	\$ -
Napa Valley Unified	Napa	Northwood Elementary	57/66266-00-040	06/16/22	\$ 1,336,277	\$ -
Napa Valley Unified	Napa	Napa Valley Language Academy	57/66266-00-041	06/16/22	\$ 807,786	\$ -
Napa Valley Unified	Napa	Donaldson Way Elementary	57/66266-00-042	06/16/22	\$ 1,439,884	\$ -
Washington Unified	Yolo	Westmore Oaks Elementary	57/72694-00-020	06/17/22	\$ 1,414,493	\$ -
San Ramon Valley Unified	Contra Costa	Monte Vista High	57/61804-00-050	06/21/22	\$ 2,013,096	\$ -
Long Beach Unified	Los Angeles	Twain Elementary	57/64725-00-050	06/21/22	\$ 7,379,385	\$ -
Firebaugh-Las Deltas Unified	Fresno	Hazel M. Bailey Primary	57/73809-00-007	06/22/22	\$ 2,665,139	\$ -
Long Beach Unified	Los Angeles	Holmes Elementary	57/64725-00-051	06/30/22	\$ 5,242,796	\$ -
Napa Valley Unified	Napa	Shearer Elementary	57/66266-00-043	07/06/22	\$ 825,985	\$ -
Fresno Unified	Fresno	McLane High	57/62166-00-147	07/07/22	\$ 1,973,319	\$ -
Fresno Unified	Fresno	Roosevelt High	57/62166-00-148	07/07/22	\$ 4,761,015	\$ -
Folsom-Cordova Unified	Sacramento	Natoma Station Elementary	57/67330-21-008	07/08/22	\$ 2,887,576	\$ -
Anaheim Union High	Orange	Magnolia High	57/66431-05-002	07/15/22	\$ 1,175,602	\$ -
La Canada Unified	Los Angeles	Palm Crest Elementary	57/64659-00-009	07/18/22	\$ 1,690,836	\$ -
Temecula Valley Unified	Riverside	Vintage Hills Elementary	57/75192-00-020	07/18/22	\$ 4,976,650	\$ -
Pomona Unified	Los Angeles	Allison Elementary	57/64907-00-048	07/19/22	\$ 699,903	\$ -
Capistrano Unified	Orange	Tesoro High	57/66464-00-026	07/19/22	\$ 1,827,518	\$ -
Pomona Unified	Los Angeles	Harrison Elementary	57/64907-00-049	07/20/22	\$ 1,021,809	\$ -
Napa County Office of Education	Napa	Napa County Community	57/10280-00-001	07/26/22	\$ 1,522,528	\$ -
Los Angeles Unified	Los Angeles	Ninety-Second Street Elementary	57/64733-00-741	07/27/22	\$ 6,510,147	\$ -
San Juan Unified	Sacramento	San Juan High	57/67447-00-078	07/27/22	\$ 4,489,464	\$ -
Yuba County Office of Education	Yuba	Spring Valley School	57/10587-00-004	07/28/22	\$ 702,116	\$ 468,077
Waterford Unified	Stanislaus	Waterford Junior High	57/75572-00-005	07/28/22	\$ 1,964,525	\$ -
Waterford Unified	Stanislaus	Richard M. Moon Primary	57/75572-00-006	07/28/22	\$ 3,469,242	\$ 2,312,828
Greenfield Union	Kern	Fairview Elementary	57/63503-00-011	07/29/22	\$ 4,546,409	\$ 3,030,939
Mountain View Whisman	Santa Clara	Amy Imai Elementary	57/69591-00-006	08/01/22	\$ 1,933,212	\$ -
Mountain View Whisman	Santa Clara	Edith Landels Elementary	57/69591-00-007	08/01/22	\$ 2,042,065	\$ -
Mountain View Whisman	Santa Clara	Isaac Newton Graham Middle	57/69591-00-008	08/01/22	\$ 3,546,225	\$ -
Mountain View Whisman	Santa Clara	Benjamin Bubb Elementary	57/69591-00-009	08/01/22	\$ 2,494,672	\$ -
Mountain View-Los Altos Union High	Santa Clara	Mountain View High	57/69609-00-007	08/03/22	\$ 1,952,607	\$ -
Hanford Elementary	Kings	Lee Richmond Elementary	57/63917-00-011	08/05/22	\$ 620,015	\$ -
Hanford Elementary	Kings	Roosevelt Elementary	57/63917-00-012	08/05/22	\$ 1,227,752	\$ -
San Benito High	San Benito	San Benito High	57/67538-00-007	08/09/22	\$ 1,489,873	\$ -
San Benito High	San Benito	San Benito High	57/67538-00-008	08/09/22	\$ 6,029,189	\$ -
San Benito High	San Benito	San Benito High	57/67538-00-009	08/10/22	\$ 1,148,465	\$ -
Waukena Joint Union Elementary	Tulare	Waukena Joint Union Elementary	57/72264-00-001	08/10/22	\$ 2,496,045	\$ -
Lammersville Joint Unified	San Joaquin	Lammersville Elementary	57/76760-00-002	08/10/22	\$ 2,363,198	\$ -
Imperial County Office of Education	Imperial	Imperial Valley Center	57/10132-00-002	08/11/22	\$ 4,543,368	\$ -

SFP APPLICATIONS

Modernization Acknowledged Applications Received Past Existing Authority as of December 31, 2023

District	County	Site Name	DSA Number	50-04 Date Received	Estimated State Grant (a)	Estimated Financial Hardship (b)
Pomona Unified	Los Angeles	Golden Springs Elementary	57/64907-00-050	08/11/22	\$ 973,417	\$ -
Santa Barbara Unified	Santa Barbara	Harding University Partnership	57/76786-00-020	08/11/22	\$ 1,721,568	\$ -
Anaheim Union High	Orange	Anaheim High	57/66431-01-003	08/15/22	\$ 937,125	\$ -
Yuba County Office of Education	Yuba	Agnes Weber Meade (Sdl)	57/10587-00-001	08/16/22	\$ 1,065,828	\$ -
Vacaville Unified	Los Angeles	Buckingham Collegiate Charter Academy	57/70573-00-019	08/16/22	\$ 3,058,512	\$ -
Alhambra Unified	Los Angeles	Marguerita Elementary	57/75713-00-030	08/16/22	\$ 4,081,175	\$ -
Alhambra Unified	Los Angeles	Monterey Highlands Elementary	57/75713-00-031	08/16/22	\$ 3,341,620	\$ -
Alhambra Unified	Los Angeles	Brightwood Elementary	57/75713-00-032	08/16/22	\$ 4,689,655	\$ -
Alhambra Unified	Los Angeles	Emery Park Elementary	57/75713-00-033	08/16/22	\$ 1,280,632	\$ -
Riverdale Joint Unified	Fresno	Fipps Primary	57/75408-00-007	08/17/22	\$ 974,694	\$ -
Riverdale Joint Unified	Fresno	Riverdale Elementary	57/75408-00-008	08/17/22	\$ 1,269,522	\$ -
Riverdale Joint Unified	Fresno	Riverdale High	57/75408-00-009	08/17/22	\$ 230,325	\$ -
San Luis Coastal Unified	San Luis Obispo	San Luis Obispo High	57/68809-00-032	08/18/22	\$ 2,952,034	\$ -
Windsor Unified	Sonoma	Cali Calmecac Language Academy	57/75358-00-006	08/24/22	\$ 2,514,317	\$ -
Visalia Unified	Tulare	La Joya Middle	57/72256-00-035	08/25/22	\$ 4,459,387	\$ -
Hayward Unified	Alameda	Winton Middle	57/61192-00-006	08/29/22	\$ 3,817,884	\$ -
Del Norte County Unified	Del Norte	Redwood Elementary	57/61820-00-019	08/31/22	\$ 954,538	\$ -
Del Norte County Unified	Del Norte	Smith River Elementary	57/61820-00-020	08/31/22	\$ 707,717	\$ -
San Mateo Union High	San Mateo	San Mateo High	57/69047-00-007	08/31/22	\$ 1,722,665	\$ -
San Mateo Union High	San Mateo	Capuchino High	57/69047-00-008	08/31/22	\$ 1,825,976	\$ -
San Mateo Union High	San Mateo	Mills High	57/69047-00-009	09/01/22	\$ 865,538	\$ -
San Mateo Union High	San Mateo	Burlingame High	57/69047-00-010	09/01/22	\$ 4,655,344	\$ -
San Mateo Union High	San Mateo	Hillsdale High	57/69047-00-011	09/01/22	\$ 5,337,097	\$ -
San Mateo Union High	San Mateo	Aragon High	57/69047-00-012	09/01/22	\$ 3,113,529	\$ -
Redding Elementary	Shasta	Juniper Elementary	57/70110-00-011	09/01/22	\$ 1,275,879	\$ -
Visalia Unified	Tulare	Redwood High	57/72256-00-036	09/07/22	\$ 8,601,516	\$ -
Vista Unified	San Diego	Rancho Buena Vista High	57/68452-00-013	09/09/22	\$ 1,462,014	\$ -
Vista Unified	San Diego	Vista Academy of Visual and Performing Arts	57/68452-00-014	09/09/22	\$ 693,680	\$ -
Vista Unified	San Diego	Vista Magnet Middle School of Technology, Science	57/68452-00-015	09/09/22	\$ 1,253,731	\$ -
Redding Elementary	Shasta	Turtle Bay	57/70110-00-012	09/09/22	\$ 1,467,178	\$ -
Visalia Unified	Tulare	Valley Oak Middle	57/72256-00-037	09/13/22	\$ 2,894,248	\$ -
Long Beach Unified	Los Angeles	Burcham Elementary	57/64725-00-052	09/20/22	\$ 6,470,500	\$ -
Long Beach Unified	Los Angeles	Burcham Elementary	57/64725-00-053	09/20/22	\$ 7,193,025	\$ -
Long Beach Unified	Los Angeles	Bryant Elementary	57/64725-00-054	09/20/22	\$ 4,721,657	\$ -
Lucia Mar Unified	San Luis Obispo	Arroyo Grande High	57/68759-00-024	09/20/22	\$ 5,001,927	\$ -
San Juan Unified	Sacramento	Del Paso Manor Elementary	57/67447-00-079	09/21/22	\$ 662,218	\$ -
Colton Joint Unified	San Bernardino	Terrace Hills Middle	57/67686-00-027	09/22/22	\$ 952,923	\$ -
Snowline Joint Unified	San Bernardino	Baldy Mesa Elementary	57/73957-00-003	09/23/22	\$ 5,059,475	\$ -
Snowline Joint Unified	San Bernardino	Chaparral High	57/73957-00-004	09/23/22	\$ 2,121,725	\$ -
Lucia Mar Unified	San Luis Obispo	Fairgrove Elementary	57/68759-00-025	09/29/22	\$ 1,496,985	\$ -
Vallejo City Unified	Solano	Jesse M. Bethel High	57/70581-00-024	09/29/22	\$ 2,775,937	\$ -
Los Angeles Unified	Los Angeles	One Hundred Fifty-Third Street	57/64733-00-743	10/05/22	\$ 578,191	\$ -
Ocean View	Orange	Star View Elementary	57/66613-00-025	10/07/22	\$ 858,917	\$ -

SFP APPLICATIONS

Modernization Acknowledged Applications Received Past Existing Authority as of December 31, 2023

District	County	Site Name	DSA Number	50-04 Date Received	Estimated State Grant (a)	Estimated Financial Hardship (b)
Castro Valley Unified	Alameda	Chabot Elementary	57/61150-00-032	10/10/22	\$ 510,060	\$ -
San Juan Unified	Sacramento	Greer Elementary	57/67447-00-080	10/10/22	\$ 474,022	\$ -
Castro Valley Unified	Alameda	Independent Elementary	57/61150-00-033	10/13/22	\$ 2,053,061	\$ -
East Side Union High	Santa Clara	Independence High	57/69427-00-042	10/14/22	\$ 1,129,027	\$ -
San Juan Unified	Sacramento	Lichen K-8	57/67447-00-081	10/17/22	\$ 2,127,194	\$ -
Los Angeles Unified	Los Angeles	Garvanza Elementary	57/64733-00-744	10/18/22	\$ 2,019,801	\$ -
Capistrano Unified	Orange	Aliso Niguel High	57/66464-00-027	10/18/22	\$ 1,874,147	\$ -
Natomas Unified	Sacramento	American Lakes	57/75283-00-010	10/18/22	\$ 3,340,838	\$ -
San Diego Unified	San Diego	Balboa Elementary	57/68338-00-273	10/19/22	\$ 9,474,093	\$ -
Val Verde Unified	Riverside	Vista Verde Middle	57/75242-00-013	10/19/22	\$ 549,789	\$ -
Los Angeles Unified	Los Angeles	Aragon Avenue Elementary	57/64733-00-745	10/20/22	\$ 3,468,406	\$ -
Los Angeles Unified	Los Angeles	Belvedere Middle	57/64733-09-012	10/20/22	\$ 8,317,822	\$ -
Los Angeles Unified	Los Angeles	Thomas Jefferson Senior High	57/64733-13-011	10/20/22	\$ 26,205,856	\$ -
Castro Valley Unified	Alameda	Castro Valley Elementary	57/61150-00-034	10/25/22	\$ 889,525	\$ -
Castro Valley Unified	Alameda	Marshall Elementary	57/61150-00-035	10/25/22	\$ 1,000,074	\$ -
Castro Valley Unified	Alameda	Stanton Elementary	57/61150-00-036	10/25/22	\$ 1,006,248	\$ -
Castro Valley Unified	Alameda	Proctor Elementary	57/61150-00-037	10/25/22	\$ 1,517,774	\$ -
Monterey Peninsula Unified	Monterey	Martin Luther King	57/66092-00-043	10/25/22	\$ 329,990	\$ -
Pomona Unified	Los Angeles	Simons Middle	57/64907-00-051	10/26/22	\$ 2,993,985	\$ -
Pittsburg Unified	Contra Costa	Parkside Elementary	57/61788-00-014	10/27/22	\$ 139,907	\$ -
Los Angeles Unified	Los Angeles	Second Street Elementary	57/64733-00-746	11/03/22	\$ 3,357,743	\$ -
San Dieguito Union High	San Diego	Diegueno Middle	57/68346-00-010	11/04/22	\$ 6,378,380	\$ -
Los Angeles Unified	Los Angeles	Belvedere Middle	57/64733-09-013	11/07/22	\$ 8,317,822	\$ -
Los Angeles Unified	Los Angeles	Daniel Webster Middle	57/64733-24-009	11/07/22	\$ 2,502,777	\$ -
Los Angeles Unified	Los Angeles	Twenty-Fourth Street Elementary	57/64733-00-747	11/09/22	\$ 3,530,518	\$ -
Ocean View	Orange	Vista View Middle	57/66613-00-026	11/09/22	\$ 834,256	\$ -
Nevada Joint Union High	Nevada	Bear River High	57/66357-00-015	11/11/22	\$ 4,199,229	\$ -
Los Angeles Unified	Los Angeles	Castelar Street Elementary	57/64733-00-748	11/15/22	\$ 2,108,585	\$ -
Morongo Unified	San Bernardino	Twentynine Palms High	57/67777-00-010	11/17/22	\$ 2,382,390	\$ -
Chula Vista Elementary	San Diego	Feaster (Mae L.) Charter	57/68023-00-020	11/17/22	\$ 5,419,613	\$ -
Benicia Unified	Solano	Benicia High	57/70524-00-018	11/18/22	\$ 2,930,340	\$ -
Benicia Unified	Solano	Matthew Turner Elementary	57/70524-00-019	11/18/22	\$ 1,143,890	\$ -
Lamont Elementary	Kern	Alicante Avenue Elementary	57/63560-00-005	11/21/22	\$ 1,331,109	\$ -
Lamont Elementary	Kern	Lamont Elementary	57/63560-00-006	11/21/22	\$ 2,852,292	\$ -
Ocean View	Orange	Marine View Middle	57/66613-00-027	11/21/22	\$ 767,590	\$ -
Los Angeles Unified	Los Angeles	James Madison Middle	57/64733-00-749	11/22/22	\$ 2,451,838	\$ -
Los Angeles Unified	Los Angeles	Ambler Avenue Elementary	57/64733-00-750	11/22/22	\$ 1,158,703	\$ -
Jurupa Unified	Riverside	Jurupa Middle	57/67090-00-017	11/22/22	\$ 4,566,713	\$ -
Los Angeles Unified	Los Angeles	Anatola Avenue Elementary	57/64733-00-751	12/02/22	\$ 1,845,345	\$ -
Los Angeles Unified	Los Angeles	Bancroft (Hubert Howe) Junior	57/64733-31-009	12/02/22	\$ 5,340,325	\$ -
San Mateo Union High	San Mateo	Capuchino High	57/69047-00-013	12/02/22	\$ 935,967	\$ -
Los Angeles Unified	Los Angeles	Canfield Avenue Elementary	57/64733-00-752	12/05/22	\$ 2,026,799	\$ -
Sunnyvale	Santa Clara	Ellis Elementary	57/69690-00-014	12/06/22	\$ 2,178,244	\$ -

SFP APPLICATIONS

Modernization Acknowledged Applications Received Past Existing Authority as of December 31, 2023

District	County	Site Name	DSA Number	50-04 Date Received	Estimated State Grant (a)	Estimated Financial Hardship (b)
Sequoia Union High	San Mateo	Woodside High	57/69062-00-039	12/07/22	\$ 1,935,008	\$ -
Capistrano Unified	Orange	Dana Hills High	57/66464-00-028	12/08/22	\$ 796,991	\$ -
Natomas Unified	Sacramento	Natomas High	57/75283-00-011	12/08/22	\$ 4,513,367	\$ -
Santa Barbara Unified	Santa Barbara	Monroe Elementary	57/76786-00-021	12/09/22	\$ 999,273	\$ -
San Ramon Valley Unified	Contra Costa	Alamo Elementary	57/61804-00-047	12/12/22	\$ 837,192	\$ -
Vista Unified	San Diego	Vista High	57/68452-00-016	12/15/22	\$ 9,424,252	\$ -
Albany City Unified	Alameda	Marin Elementary	57/61127-00-007	12/22/22	\$ 1,578,838	\$ -
Los Angeles Unified	Los Angeles	Sixth Avenue Elementary	57/64733-00-753	01/03/23	\$ 2,637,353	\$ -
Ravenswood City Elementary	San Mateo	Cesar Chavez Ravenswood Middle	57/68999-00-018	01/05/23	\$ 3,985,647	\$ -
Santa Ana Unified	Orange	McFadden Institute of Technology	57/66670-00-068	01/06/23	\$ 2,361,364	\$ -
Visalia Unified	Tulare	Pinkham Elementary	57/72256-00-038	01/09/23	\$ 1,390,315	\$ -
Los Angeles Unified	Los Angeles	John A. Sutter Middle	57/64733-00-754	01/10/23	\$ 157,444	\$ -
Novato Unified	Marin	Sinaloa Middle	57/65417-00-027	01/10/23	\$ 566,114	\$ -
San Bernardino City Unified	San Bernardino	San Gorgonio High	57/67876-00-122	01/10/23	\$ 2,010,909	\$ -
Novato Unified	Marin	Rancho Elementary	57/65417-00-028	01/17/23	\$ 408,328	\$ -
Arcadia Unified	Los Angeles	Baldwin Stocker Elementary	57/64261-00-001	01/18/23	\$ 5,336,064	\$ -
Ukiah Unified	Mendocino	Nokomis Elementary	57/65615-00-009	01/18/23	\$ 1,673,124	\$ -
Ukiah Unified	Mendocino	Oak Manor Elementary	57/65615-00-010	01/18/23	\$ 1,989,893	\$ -
San Juan Unified	Sacramento	San Juan High	57/67447-00-082	01/18/23	\$ 5,326,686	\$ -
Vallejo City Unified	Solano	Solano Widenmann Leadership Academy	57/70581-00-025	01/18/23	\$ 2,649,036	\$ -
Arcadia Unified	Los Angeles	Camino Grove Elementary	57/64261-00-002	01/19/23	\$ 5,335,432	\$ -
Los Angeles Unified	Los Angeles	Luther Burbank Middle	57/64733-00-755	01/19/23	\$ 1,971,135	\$ -
Arcadia Unified	Los Angeles	First Avenue Middle	57/64261-00-003	01/20/23	\$ 5,620,528	\$ -
Arcadia Unified	Los Angeles	Hugo Reid Elementary	57/64261-00-004	01/20/23	\$ 3,809,130	\$ -
Arcadia Unified	Los Angeles	Highland Oaks Elementary	57/64261-00-005	01/20/23	\$ 4,210,379	\$ -
Cutten Elementary	Humboldt	Cutten Elementary	57/62745-00-002	01/23/23	\$ 539,768	\$ -
San Juan Unified	Sacramento	John Barrett Middle	57/67447-00-083	01/23/23	\$ 4,282,903	\$ -
Lakeside Union Elementary	San Diego	Lakeside Farms Elementary	57/68189-00-010	01/23/23	\$ 916,671	\$ -
Alhambra Unified	Los Angeles	Martha Baldwin Elementary	57/75713-00-034	01/23/23	\$ 5,183,132	\$ -
Alhambra Unified	Los Angeles	Ramona Elementary	57/75713-00-035	01/23/23	\$ 6,086,692	\$ -
Alhambra Unified	Los Angeles	Ynez Elementary	57/75713-00-036	01/23/23	\$ 5,358,027	\$ -
Los Angeles Unified	Los Angeles	Andrew Carnegie Middle	57/64733-00-756	01/25/23	\$ 2,135,675	\$ -
Los Angeles Unified	Los Angeles	Ascot Avenue Elementary	57/64733-00-757	01/26/23	\$ 8,993,561	\$ -
Los Angeles Unified	Los Angeles	Westchester Cont High	57/64733-61-010	01/26/23	\$ 3,352,088	\$ -
Gravenstein Union Elementary	Sonoma	Hillcrest Middle	57/70714-00-004	01/26/23	\$ 858,950	\$ -
Meridian Elementary	Sutter	Meridian Elementary	57/71415-00-002	01/27/23	\$ 254,933	\$ -
Arcadia Unified	Los Angeles	Hugo Reid Elementary	57/64261-00-006	01/31/23	\$ 1,268,194	\$ -
Arcadia Unified	Los Angeles	Richard Henry Dana Middle	57/64261-00-007	01/31/23	\$ 4,458,083	\$ -
Arcadia Unified	Los Angeles	Longley Way Elementary	57/64261-00-008	01/31/23	\$ 3,971,635	\$ -
San Diego Unified	San Diego	De Portola Middle	57/68338-00-274	01/31/23	\$ 2,671,782	\$ -
Arcadia Unified	Los Angeles	Foothills Middle	57/64261-00-009	02/01/23	\$ 4,571,969	\$ -
El Monte Union High	Los Angeles	South El Monte High	57/64519-00-005	02/02/23	\$ 9,804,468	\$ -
Riverside Unified	Riverside	Sierra Middle	57/67215-00-050	02/05/23	\$ 5,509,454	\$ -

SFP APPLICATIONS
Modernization Acknowledged Applications Received Past Existing Authority as of December 31, 2023

District	County	Site Name	DSA Number	50-04 Date Received	Estimated State Grant (a)	Estimated Financial Hardship (b)
Riverside Unified	Riverside	Jefferson Elementary	57/67215-00-051	02/06/23	\$ 6,168,873	\$ -
San Juan Unified	Sacramento	Starr King K-8	57/67447-00-084	02/08/23	\$ 27,083,703	\$ -
Lakeside Union Elementary	San Diego	Lindo Park Elementary	57/68189-00-011	02/08/23	\$ 21,825,459	\$ -
Durham Unified	Butte	Durham High	57/61432-00-002	02/10/23	\$ 1,062,186	\$ -
Waugh Elementary	Sonoma	Corona Creek Elementary	57/70995-00-002	02/13/23	\$ 1,166,047	\$ -
San Leandro Unified	Alameda	Bancroft Middle	57/61291-00-027	02/14/23	\$ 979,589	\$ -
Los Angeles Unified	Los Angeles	Glenwood Elementary	57/64733-38-025	02/14/23	\$ 816,656	\$ -
Santa Ana Unified	Orange	Sierra Intermediate	57/66670-00-069	02/14/23	\$ 1,404,162	\$ -
Alameda Unified	Alameda	Bay Farm Elementary	57/61119-00-025	02/16/23	\$ 4,754,593	\$ -
Ventura County Office of Education	Ventura	Gateway Community	57/10561-00-005	02/21/23	\$ 1,901,205	\$ -
Los Angeles Unified	Los Angeles	Carson Senior High	57/64733-54-028	02/21/23	\$ 6,751,761	\$ -
Riverside Unified	Riverside	John W. North high	57/67215-00-052	02/21/23	\$ 9,280,102	\$ -
Lawndale Elementary	Los Angeles	Jane Addams Middle	57/64691-00-011	02/22/23	\$ 1,326,156	\$ -
Arcohe Union Elementary	Sacramento	Arcohe Elementary	57/67280-00-002	02/22/23	\$ 1,309,477	\$ -
Los Angeles Unified	Los Angeles	Robert Frost Middle	57/64733-00-758	02/23/23	\$ 250,670	\$ -
Los Angeles Unified	Los Angeles	Fries Avenue Elementary	57/64733-00-759	02/23/23	\$ 2,868,656	\$ -
Los Angeles Unified	Los Angeles	Richard Henry Dana Middle	57/64733-20-024	02/27/23	\$ 2,346,635	\$ -
Novato Unified	Marin	San Jose Middle	57/65417-00-029	02/27/23	\$ 1,111,888	\$ -
El Segundo Unified	Los Angeles	El Segundo Middle	57/64535-00-008	02/28/23	\$ 714,173	\$ -
El Segundo Unified	Los Angeles	Center Street Elementary	57/64535-00-009	03/01/23	\$ 1,100,404	\$ -
Los Angeles Unified	Los Angeles	Christopher Dena Elementary	57/64733-00-760	03/02/23	\$ 1,541,397	\$ -
Los Angeles Unified	Los Angeles	Calabash Charter Academy	57/64733-00-761	03/02/23	\$ 1,938,220	\$ -
Los Angeles Unified	Los Angeles	Charles Leroy Lowman Special Education and Car	57/64733-00-762	03/03/23	\$ 802,995	\$ -
Lakeside Union Elementary	San Diego	Lakeside Farms Elementary	57/68189-00-012	03/08/23	\$ 2,185,152	\$ -
Snowline Joint Unified	San Bernardino	Pinon Hills Elementary	57/73957-00-001	03/08/23	\$ 5,231,587	\$ -
Snowline Joint Unified	San Bernardino	Quail Valley Middle	57/73957-00-006	03/08/23	\$ 11,746,585	\$ -
San Juan Unified	Sacramento	Rio Americano High	57/67447-00-085	03/09/23	\$ 546,350	\$ -
El Segundo Unified	Los Angeles	El Segundo High	57/64535-00-010	03/10/23	\$ 2,175,522	\$ -
Merced Union High	Merced	Merced High	57/65789-00-011	03/10/23	\$ 887,781	\$ -
Lawndale Elementary	Los Angeles	William Anderson Elementary	57/64691-00-012	03/13/23	\$ 1,290,478	\$ -
Lawndale Elementary	Los Angeles	William Green Elementary	57/64691-00-013	03/13/23	\$ 1,487,579	\$ -
Lawndale Elementary	Los Angeles	Billy Mitchell Elementary	57/64691-00-014	03/13/23	\$ 1,027,578	\$ -
Lawndale Elementary	Los Angeles	Will Rogers Middle	57/64691-00-015	03/13/23	\$ 1,585,565	\$ -
Lawndale Elementary	Los Angeles	F. D. Roosevelt Elementary	57/64691-00-016	03/13/23	\$ 1,238,677	\$ -
Lawndale Elementary	Los Angeles	Mark Twain Elementary	57/64691-00-017	03/13/23	\$ 606,652	\$ -
Riverside Unified	Riverside	Jackson Elementary	57/67215-00-053	03/13/23	\$ 5,678,847	\$ -
San Diego Unified	San Diego	Ralph Waldo Emerson Elementary	57/68338-00-275	03/15/23	\$ 2,774,042	\$ -
San Diego Unified	San Diego	Kimbrough Elementary	57/68338-00-276	03/16/23	\$ 3,416,897	\$ -
Hesperia Unified	San Bernardino	Carmel Elementary	57/75044-00-008	03/16/23	\$ 912,900	\$ -
Hesperia Unified	San Bernardino	Mojave High	57/75044-00-009	03/16/23	\$ 1,221,915	\$ -
Hesperia Unified	San Bernardino	Cottonwood Elementary	57/75044-00-010	03/16/23	\$ 1,109,665	\$ -
Hesperia Unified	San Bernardino	Mesa Grande Elementary	57/75044-00-011	03/16/23	\$ 1,795,370	\$ -
Hesperia Unified	San Bernardino	Cypress School of the Arts	57/75044-00-012	03/16/23	\$ 1,612,790	\$ -

SFP APPLICATIONS

Modernization Acknowledged Applications Received Past Existing Authority as of December 31, 2023

District	County	Site Name	DSA Number	50-04 Date Received	Estimated State Grant (a)	Estimated Financial Hardship (b)
Hesperia Unified	San Bernardino	Mesquite Trails Elementary	57/75044-00-013	03/16/23	\$ 882,470	\$ -
Hesperia Unified	San Bernardino	Kingston Elementary	57/75044-00-014	03/16/23	\$ 1,734,510	\$ -
Hesperia Unified	San Bernardino	Hollyvale Elementary	57/75044-00-015	03/16/23	\$ 876,384	\$ -
Hesperia Unified	San Bernardino	Hesperia High	57/75044-00-016	03/16/23	\$ 5,182,605	\$ -
Hesperia Unified	San Bernardino	Hesperia Junior High	57/75044-00-017	03/16/23	\$ 2,638,760	\$ -
Hesperia Unified	San Bernardino	Joshua Circle Elementary	57/75044-00-018	03/16/23	\$ 1,399,780	\$ -
Hesperia Unified	San Bernardino	Juniper Elementary	57/75044-00-019	03/16/23	\$ 1,156,340	\$ -
Hesperia Unified	San Bernardino	Lime Street Elementary	57/75044-00-020	03/16/23	\$ 1,430,210	\$ -
Hesperia Unified	San Bernardino	Maple Elementary	57/75044-00-021	03/16/23	\$ 518,040	\$ -
Hesperia Unified	San Bernardino	Cedar Middle	57/75044-00-022	03/16/23	\$ 2,123,880	\$ -
Hesperia Unified	San Bernardino	Eucalyptus Elementary	57/75044-00-023	03/16/23	\$ 821,610	\$ -
Hesperia Unified	San Bernardino	Sultana High	57/75044-00-024	03/16/23	\$ 4,466,310	\$ -
Hesperia Unified	San Bernardino	Canyon Ridge High	57/75044-00-025	03/16/23	\$ 2,359,560	\$ -
Hesperia Unified	San Bernardino	Mission Crest Elementary	57/75044-00-026	03/16/23	\$ 2,130,100	\$ -
Hesperia Unified	San Bernardino	Krystal School of Science, Math & Technology	57/75044-00-027	03/16/23	\$ 1,977,950	\$ -
Hesperia Unified	San Bernardino	Ranchero Middle	57/75044-00-028	03/16/23	\$ 3,218,000	\$ -
Hesperia Unified	San Bernardino	Topaz Preparatory Academy	57/75044-00-029	03/16/23	\$ 1,673,650	\$ -
San Diego Unified	San Diego	Bell Middle	57/68338-00-277	03/17/23	\$ 10,540,822	\$ -
Turlock Unified	Stanislaus	Wakefield Elementary	57/75739-00-018	03/17/23	\$ 2,812,962	\$ -
Los Angeles Unified	Los Angeles	Vinedale College Preparatory Academy	57/64733-38-026	03/20/23	\$ 2,321,950	\$ -
Greenfield Union Elementary	Monterey	Mary Chapa Academy	57/66035-00-005	03/20/23	\$ 6,429,682	\$ -
Los Angeles Unified	Los Angeles	Third Street Elementary	57/64733-00-763	03/21/23	\$ 2,288,158	\$ -
San Diego Unified	San Diego	Standley Middle	57/68338-00-278	03/21/23	\$ 838,047	\$ -
Turlock Unified	Stanislaus	Turlock Junior High	57/75739-00-019	03/21/23	\$ 10,297,025	\$ -
San Diego Unified	San Diego	Cadman Elementary	57/68338-00-279	03/22/23	\$ 644,690	\$ -
Los Angeles Unified	Los Angeles	Seventy-Fifth Street Elementary	57/64733-15-013	03/23/23	\$ 1,796,785	\$ -
Porterville Unified	Tulare	Porterville High	57/75523-00-017	03/23/23	\$ 1,105,787	\$ -
San Diego Unified	San Diego	Bird Rock Elementary	57/68338-00-280	03/24/23	\$ 800,953	\$ -
San Diego Unified	San Diego	Correia Middle	57/68338-00-281	03/24/23	\$ 385,679	\$ -
Los Angeles Unified	Los Angeles	Union Avenue Elementary	57/64733-11-015	03/29/23	\$ 2,723,732	\$ -
San Diego Unified	San Diego	Whitman Elementary	57/68338-00-282	04/03/23	\$ 693,968	\$ -
San Diego Unified	San Diego	Walker Elementary	57/68338-00-283	04/03/23	\$ 693,968	\$ -
Los Angeles Unified	Los Angeles	Amestoy Elementary	57/64733-33-023	04/04/23	\$ 3,197,802	\$ -
San Diego Unified	San Diego	Sandburg Elementary	57/68338-00-284	04/04/23	\$ 817,380	\$ -
San Diego Unified	San Diego	Pacific Beach Elementary	57/68338-00-285	04/04/23	\$ 468,926	\$ -
Los Angeles Unified	Los Angeles	Canoga Park Senior High	57/64733-00-764	04/05/23	\$ 6,080,588	\$ -
San Diego Unified	San Diego	Wangenheim Middle	57/68338-00-286	04/05/23	\$ 6,446,535	\$ -
San Diego Unified	San Diego	Knox Middle	57/68338-00-287	04/05/23	\$ 5,656,867	\$ -
Los Angeles Unified	Los Angeles	Crenshaw Science, Technology, Engineering, Mat	57/64733-00-765	04/10/23	\$ 3,112,554	\$ -
Los Angeles Unified	Los Angeles	John Marshall Senior High	57/64733-12-011	04/10/23	\$ 3,677,823	\$ -
San Juan Unified	Sacramento	San Juan High	57/67447-00-086	04/10/23	\$ 1,741,614	\$ -
Anaheim Union High	Orange	Anaheim High	57/66431-01-004	04/11/23	\$ 6,467,598	\$ -
Los Angeles Unified	Los Angeles	Reseda Elementary	57/64733-00-766	04/12/23	\$ 573,961	\$ -

SFP APPLICATIONS

Modernization Acknowledged Applications Received Past Existing Authority as of December 31, 2023

District	County	Site Name	DSA Number	50-04 Date Received	Estimated State Grant (a)	Estimated Financial Hardship (b)
Los Angeles Unified	Los Angeles	West Hollywood Elementary	57/64733-00-767	04/12/23	\$ 3,127,116	\$ -
Los Angeles Unified	Los Angeles	Delevan Drive Elementary	57/64733-00-768	04/12/23	\$ 1,728,760	\$ -
Los Angeles Unified	Los Angeles	El Sereno Middle	57/64733-34-017	04/12/23	\$ 3,953,360	\$ -
Los Angeles Unified	Los Angeles	Verdugo Hills Senior High	57/64733-00-769	04/13/23	\$ 11,877,649	\$ -
Los Angeles Unified	Los Angeles	Glassell Park ES Science, Technology, Engineering	57/64733-08-008	04/13/23	\$ 5,016,138	\$ -
Los Angeles Unified	Los Angeles	John A. Sutter Middle	57/64733-00-770	04/18/23	\$ 1,607,414	\$ -
Los Angeles Unified	Los Angeles	Thomas A. Edison Middle	57/64733-00-771	04/24/23	\$ 4,853,716	\$ -
Los Angeles Unified	Los Angeles	Franklin Avenue Elementary	57/64733-12-012	04/24/23	\$ 1,477,456	\$ -
Monterey Peninsula Unified	Monterey	Del Monte Elementary	57/66092-00-044	04/24/23	\$ 367,044	\$ -
Benicia Unified	Solano	Benicia Middle	57/70524-00-020	04/24/23	\$ 764,404	\$ -
Castro Valley Unified	Alameda	Marshall Elementary	57/61150-00-038	04/27/23	\$ 340,892	\$ -
San Juan Unified	Sacramento	Earl Legette Elementary	57/67447-00-087	04/27/23	\$ 4,322,499	\$ -
Arcadia Unified	Los Angeles	Holly Avenue Elementary	57/64261-00-010	04/28/23	\$ 6,062,517	\$ -
Encinitas Union Elementary	San Diego	Flora Vista Elementary	57/68080-00-005	04/28/23	\$ 1,409,714	\$ -
Escondido Union	San Diego	Del Dios Academy of Arts and Sciences	57/68098-00-016	05/02/23	\$ 2,529,394	\$ -
Pajaro Valley Unified	Santa Cruz	Watsonville High	57/69799-00-026	05/02/23	\$ 3,239,243	\$ -
Temecula Valley Unified	Riverside	Temecula Valley High	57/75192-00-021	05/02/23	\$ 1,909,558	\$ -
Long Beach Unified	Los Angeles	Bancroft Middle	57/64725-00-055	05/03/23	\$ 6,036,771	\$ -
Jurupa Unified	Riverside	Troth Street Elementary	57/67090-00-018	05/03/23	\$ 4,862,874	\$ -
Pajaro Valley Unified	Santa Cruz	Pajaro Middle	57/69799-00-027	05/03/23	\$ 1,161,861	\$ -
Los Angeles Unified	Los Angeles	Fifty-Second Street Elementary	57/64733-14-006	05/04/23	\$ 1,759,023	\$ -
Anaheim Union High	Orange	Magnolia High	57/66431-00-003	05/08/23	\$ 3,855,164	\$ -
Cascade Union Elementary	Shasta	Meadow Lane Elementary	57/69914-00-006	05/08/23	\$ 413,493	\$ -
Novato Unified	Marin	Pleasant Valley Elementary	57/65417-00-030	05/09/23	\$ 337,283	\$ -
Sweetwater Union High	San Diego	Bonita Vista Senior High	57/68411-00-050	05/09/23	\$ 7,363,101	\$ -
Sweetwater Union High	San Diego	Mar Vista Senior High	57/68411-00-051	05/09/23	\$ 7,796,172	\$ -
Anaheim Union High	Orange	Western High	57/66431-07-001	05/11/23	\$ 8,253,521	\$ -
Santa Cruz City Elementary	Santa Cruz	Gault Elementary	57/69815-00-011	05/15/23	\$ 1,798,942	\$ -
Los Angeles Unified	Los Angeles	Nestle Avenue Charter	57/64733-00-772	05/16/23	\$ 688,832	\$ -
Los Angeles Unified	Los Angeles	Point Fermin Elementary	57/64733-20-025	05/16/23	\$ 1,308,963	\$ -
Los Angeles Unified	Los Angeles	Angeles Mesa Elementary	57/64733-00-773	05/17/23	\$ 1,268,963	\$ -
Los Angeles Unified	Los Angeles	Chatsworth Charter High	57/64733-00-774	05/17/23	\$ 1,805,509	\$ -
Los Angeles Unified	Los Angeles	South Shores/CSUDH Visual and Performing Arts	57/64733-42-019	05/17/23	\$ 1,110,412	\$ -
Los Angeles Unified	Los Angeles	Ulysses S. Grant Senior High	57/64733-00-775	05/18/23	\$ 27,997,883	\$ -
Los Gatos-Saratoga Union High	Santa Clara	Saratoga High	57/69534-00-003	05/18/23	\$ 1,377,679	\$ -
Sweetwater Union High	San Diego	Eastlake High	57/68411-00-052	05/22/23	\$ 5,859,355	\$ -
Los Angeles Unified	Los Angeles	Shenandoah Street Elementary	57/64733-30-004	05/23/23	\$ 2,114,572	\$ -
Snowline Joint Unified	San Bernardino	Wrightwood Elementary	57/73957-00-007	05/25/23	\$ 5,492,195	\$ -
Oceanside Unified	San Diego	San Luis Rey Elementary	57/73569-00-016	05/26/23	\$ 4,965,167	\$ -
Los Angeles Unified	Los Angeles	Chapman Elementary	57/64733-00-776	05/31/23	\$ 472,885	\$ -
Los Angeles Unified	Los Angeles	Phineas Banning Senior High	57/64733-32-027	05/31/23	\$ 1,959,242	\$ -
Los Angeles Unified	Los Angeles	Sierra Vista Elementary	57/64733-00-777	06/01/23	\$ 2,203,043	\$ -
Los Angeles Unified	Los Angeles	Dixie Canyon Community Charter	57/64733-40-006	06/01/23	\$ 4,018,955	\$ -

SFP APPLICATIONS
Modernization Acknowledged Applications Received Past Existing Authority as of December 31, 2023

District	County	Site Name	DSA Number	50-04 Date Received	Estimated State Grant (a)	Estimated Financial Hardship (b)
Los Angeles Unified	Los Angeles	Orville Wright Engineering and Design Magnet	57/64733-61-011	06/01/23	\$ 3,037,889	\$ -
Los Angeles Unified	Los Angeles	Benjamin Franklin Senior High	57/64733-00-778	06/06/23	\$ 10,010,518	\$ -
Los Angeles Unified	Los Angeles	Bonita Street Elementary	57/64733-54-029	06/06/23	\$ 2,002,753	\$ -
Pomona Unified	Los Angeles	Pomona High	57/64907-00-052	06/07/23	\$ 10,068,962	\$ -
Los Angeles Unified	Los Angeles	Dahlia Heights Elementary	57/64733-26-002	06/08/23	\$ 4,255,015	\$ -
San Benito High	San Benito	Hollister High	57/67538-00-010	06/08/23	\$ 237,857	\$ -
Pajaro Valley Unified	Santa Cruz	Rio del Mar Elementary	57/69799-00-028	06/08/23	\$ 1,418,559	\$ -
Pajaro Valley Unified	Santa Cruz	Aptos High	57/69799-00-029	06/08/23	\$ 1,765,933	\$ -
Los Angeles Unified	Los Angeles	Castle Heights Elementary	57/64733-00-779	06/09/23	\$ 766,494	\$ -
San Diego Unified	San Diego	Sherman Elementary	57/68338-00-288	06/13/23	\$ 3,765,815	\$ -
Los Angeles Unified	Los Angeles	Seventy-Fourth Street Elementary	57/64733-00-780	06/14/23	\$ 789,462	\$ -
San Diego Unified	San Diego	Challenger Middle	57/68338-00-289	06/15/23	\$ 6,275,509	\$ -
Hemet Unified	Riverside	Ramona Elementary	57/67082-00-013	06/23/23	\$ 2,361,103	\$ -
Pomona Unified	Los Angeles	Ganesha High	57/64907-00-053	06/27/23	\$ 7,000,534	\$ -
East Side Union High	Santa Clara	William C. Overfelt High	57/69427-00-043	06/27/23	\$ 1,365,875	\$ -
Los Angeles Unified	Los Angeles	South Gate Middle	57/64733-16-013	06/28/23	\$ 1,611,380	\$ -
Chino Valley Unified	San Bernardino	Oak Ridge Elementary	57/67678-00-037	07/03/23	\$ 244,695	\$ -
Lucia Mar Unified	San Luis Obispo	Judkins Middle	57/68759-00-026	07/03/23	\$ 2,898,458	\$ -
Moreno Valley Unified	Riverside	Sunnymead Middle	57/67124-00-029	07/05/23	\$ 2,282,722	\$ -
Los Angeles Unified	Los Angeles	Haddon Avenue Elementary	57/64733-28-018	07/06/23	\$ 3,502,291	\$ -
Saugus Union	Los Angeles	Charles Helmers Elementary	57/64998-00-012	07/07/23	\$ 1,420,485	\$ -
Los Angeles Unified	Los Angeles	Wonderland Avenue Elementary	57/64733-00-781	07/10/23	\$ 5,030,116	\$ -
Franklin-McKinley Elementary	Santa Clara	Sylvandale Middle	57/69450-00-015	07/13/23	\$ 1,281,822	\$ -
Encinitas Union Elementary	San Diego	Capri Elementary	57/68080-00-006	07/14/23	\$ 952,330	\$ -
Benicia Unified	Solano	Mary Farmar Elementary	57/70524-00-021	07/14/23	\$ 559,912	\$ -
Benicia Unified	Solano	Robert Semple Elementary	57/70524-00-022	07/14/23	\$ 580,909	\$ -
Los Angeles Unified	Los Angeles	Charles Leroy Lowman Special Education and Car	57/64733-00-782	07/17/23	\$ 1,191,248	\$ -
Los Gatos-Saratoga Union High	Santa Clara	Los Gatos High	57/69534-00-004	07/17/23	\$ 1,547,225	\$ -
Sanger Unified	Fresno	Lone Star Elementary	57/62414-00-020	07/18/23	\$ 1,317,455	\$ -
Sanger Unified	Fresno	Washington Academic Middle	57/62414-00-021	07/18/23	\$ 2,029,081	\$ -
Sanger Unified	Fresno	Jackson Elementary	57/62414-00-022	07/18/23	\$ 1,598,146	\$ -
Los Angeles Unified	Los Angeles	Alain Leroy Locke 3 College Preparatory Academy	57/64733-00-783	07/18/23	\$ 6,517,957	\$ -
Los Angeles Unified	Los Angeles	Fifty-Fourth Street Elementary	57/64733-00-784	07/18/23	\$ 2,544,023	\$ -
Arcadia Unified	Los Angeles	Arcadia High	57/64261-00-011	07/20/23	\$ 25,554,341	\$ -
Walnut Creek Elementary	Contra Costa	Tice Creek	57/61812-00-007	07/24/23	\$ 2,434,208	\$ -
Walnut Creek Elementary	Contra Costa	Parkmead Elementary	57/61812-00-008	07/24/23	\$ 814,031	\$ -
Los Angeles Unified	Los Angeles	Independence Elementary	57/64733-00-785	07/24/23	\$ 1,382,777	\$ -
Perris Elementary	Riverside	Palms Elementary	57/67199-00-003	07/24/23	\$ 968,667	\$ -
Perris Elementary	Riverside	Good Hope Elementary	57/67199-00-004	07/25/23	\$ 857,917	\$ -
Perris Elementary	Riverside	Enchanted Hills Elementary	57/67199-00-005	07/25/23	\$ 1,635,165	\$ -
Los Angeles Unified	Los Angeles	Farmdale Elementary	57/64733-34-018	07/26/23	\$ 437,576	\$ -
Los Angeles Unified	Los Angeles	James J. McBride Special Education Center	57/64733-42-020	07/27/23	\$ 812,007	\$ -
Encinitas Union Elementary	San Diego	Paul Ecke-Central Elementary	57/68080-00-007	07/31/23	\$ 1,914,708	\$ -

SFP APPLICATIONS
Modernization Acknowledged Applications Received Past Existing Authority as of December 31, 2023

District	County	Site Name	DSA Number	50-04 Date Received	Estimated State Grant (a)	Estimated Financial Hardship (b)
Hueneme Elementary	Ventura	Fred L. Williams Elementary	57/72462-00-009	07/31/23	\$ 2,630,498	\$ -
Hueneme Elementary	Ventura	Charles Blackstock Junior High	57/72462-00-010	07/31/23	\$ 2,996,966	\$ -
Los Angeles Unified	Los Angeles	Reseda Charter High	57/64733-39-010	08/01/23	\$ 14,055,510	\$ -
Los Angeles Unified	Los Angeles	Colfax Charter Elementary	57/64733-00-786	08/02/23	\$ 4,683,474	\$ -
Hemet Unified	Riverside	West Valley High	57/67082-00-014	08/02/23	\$ 3,471,924	\$ -
Encinitas Union Elementary	San Diego	Olivenhain Pioneer Elementary	57/68080-00-008	08/02/23	\$ 3,454,587	\$ -
Encinitas Union Elementary	San Diego	Park Dale Lane Elementary	57/68080-00-009	08/02/23	\$ 532,571	\$ -
Fresno Unified	Fresno	Columbia Elementary	57/62166-00-149	08/03/23	\$ 793,404	\$ -
Saugus Union	Los Angeles	James Foster Elementary	57/64998-00-013	08/03/23	\$ 3,266,549	\$ -
Sanger Unified	Fresno	Lincoln Elementary	57/62414-00-023	08/04/23	\$ 1,998,341	\$ -
Sanger Unified	Fresno	Wilson Elementary	57/62414-00-024	08/04/23	\$ 1,587,589	\$ -
Los Angeles Unified	Los Angeles	Chatsworth Charter High	57/64733-00-787	08/04/23	\$ 3,084,925	\$ -
Saddleback Valley Unified	Orange	Foothill Ranch Elementary	57/73635-00-043	08/07/23	\$ 12,547,828	\$ -
Saugus Union	Los Angeles	Rosedell Elementary	57/64998-00-014	08/08/23	\$ 2,832,373	\$ -
Fowler Unified	Fresno	John Sutter Middle	57/62158-00-008	08/09/23	\$ 4,008,267	\$ -
Romoland Elementary	Riverside	Harvest Valley Elementary	57/67231-00-004	08/09/23	\$ 2,502,566	\$ -
Elk Grove Unified	Sacramento	Elk Grove High	57/67314-00-040	08/09/23	\$ 6,947,875	\$ -
Snowline Joint Unified	San Bernardino	Pinon Mesa Middle	57/73957-00-008	08/14/23	\$ 5,696,765	\$ 3,797,843
Los Angeles Unified	Los Angeles	One Hundred Fifty-Sixth Street Elementary	57/64733-33-024	08/16/23	\$ 153,984	\$ -
Roseville Joint Union High	Placer	Granite Bay High	57/66928-00-008	08/16/23	\$ 3,124,732	\$ -
Sutter Union High	Sutter	Butte View High	57/71449-00-002	08/17/23	\$ 53,050	\$ 35,367
Los Angeles Unified	Los Angeles	Paul Revere Charter Middle	57/64733-21-037	08/18/23	\$ 1,320,665	\$ -
Monterey Peninsula Unified	Monterey	J. C. Crumpton Elementary	57/66092-00-045	08/18/23	\$ 737,296	\$ -
Los Angeles Unified	Los Angeles	Venice Senior High	57/64733-00-788	08/23/23	\$ 8,494,608	\$ -
Lowell Joint	Orange	Rancho-Starbuck Intermediate	57/64766-00-006	08/24/23	\$ 6,981,766	\$ -
Long Beach Unified	Los Angeles	Birney Elementary	57/64725-00-056	08/25/23	\$ 6,173,097	\$ -
Liberty Union High	Contra Costa	Liberty High	57/61721-00-006	08/28/23	\$ 10,352,277	\$ -
Los Angeles Unified	Los Angeles	Millikan Midsite	57/64733-00-789	08/28/23	\$ 5,549,744	\$ -
Los Angeles Unified	Los Angeles	Belmont Senior High	57/64733-11-016	08/28/23	\$ 5,853,097	\$ -
Fallbrook Union High	San Diego	Ivy High (Continuation)	57/68122-00-003	08/29/23	\$ 1,120,216	\$ -
Encinitas Union Elementary	San Diego	Ocean Knoll Elementary	57/68080-00-010	08/30/23	\$ 922,570	\$ -
Los Angeles Unified	Los Angeles	Charles W. Barrett Elementary	57/64733-00-790	08/31/23	\$ 339,185	\$ -
Santa Ynez Valley Union High	Santa Barbara	Santa Ynez Valley Union High	57/69328-00-004	08/31/23	\$ 2,224,667	\$ -
Hueneme Elementary	Ventura	Art Haycox Elementary	57/72462-00-011	09/05/23	\$ 3,217,155	\$ -
Hueneme Elementary	Ventura	Julien Hathaway Elementary	57/72462-00-012	09/05/23	\$ 2,712,663	\$ -
Hueneme Elementary	Ventura	E. O. Green Junior High	57/72462-00-013	09/05/23	\$ 1,485,671	\$ -
Hueneme Elementary	Ventura	Ansgar Larsen Elementary	57/72462-00-014	09/05/23	\$ 2,204,141	\$ -
Hueneme Elementary	Ventura	Parkview Elementary	57/72462-00-015	09/05/23	\$ 1,931,062	\$ -
Long Beach Unified	Los Angeles	Emerson Parkside Academy	57/64725-00-057	09/06/23	\$ 1,299,606	\$ -
Kern County Office of Education	Kern	Claude W. Richardson Center	57/10157-00-001	09/08/23	\$ 2,203,188	\$ -
Castro Valley Unified	Alameda	Stanton Elementary	57/61150-00-039	09/08/23	\$ 464,430	\$ -
Wheatland Union High	Yuba	Wheatland Union High	57/72769-00-004	09/08/23	\$ 3,249,771	\$ -
Encinitas Union Elementary	San Diego	La Costa Heights Elementary	57/68080-00-011	09/11/23	\$ 4,269,864	\$ -

SFP APPLICATIONS
Modernization Acknowledged Applications Received Past Existing Authority as of December 31, 2023

District	County	Site Name	DSA Number	50-04 Date Received	Estimated State Grant (a)	Estimated Financial Hardship (b)
Encinitas Union Elementary	San Diego	Flora Vista Elementary	57/68080-00-012	09/11/23	\$ 1,274,904	\$ -
Encinitas Union Elementary	San Diego	Mission Estancia Elementary	57/68080-00-013	09/11/23	\$ 2,868,523	\$ -
Los Angeles Unified	Los Angeles	Hooper Avenue Elementary	57/64733-00-791	09/14/23	\$ 3,146,167	\$ -
Los Angeles Unified	Los Angeles	John F. Kennedy High	57/64733-00-792	09/14/23	\$ 21,141,957	\$ -
Compton Unified	Los Angeles	Compton High	57/73437-01-045	09/14/23	\$ 819,525	\$ -
Pleasanton Unified	Alameda	Henry P. Mohr Elementary	57/75101-00-020	09/15/23	\$ 1,049,800	\$ -
Pleasanton Unified	Alameda	Walnut Grove Elementary	57/75101-00-021	09/15/23	\$ 585,286	\$ -
Los Angeles Unified	Los Angeles	Rudecinda Sepulveda Dodson Middle	57/64733-20-026	09/19/23	\$ 7,637,674	\$ -
Pleasanton Unified	Alameda	Harvest Park Middle	57/75101-00-022	09/19/23	\$ 1,262,968	\$ -
El Rancho Unified	Los Angeles	El Rancho High	57/64527-00-017	09/20/23	\$ 2,417,247	\$ -
San Leandro Unified	Alameda	John Muir Middle	57/61291-00-028	09/21/23	\$ 431,416	\$ -
Templeton Unified	San Luis Obispo	Templeton High	57/68841-00-007	09/25/23	\$ 750,950	\$ -
Vallejo City Unified	Solano	Annie Pennycook Elementary	57/70581-00-026	09/25/23	\$ 476,165	\$ -
Vallejo City Unified	Solano	Federal Terrace Elementary	57/70581-00-027	09/25/23	\$ 452,945	\$ -
Vallejo City Unified	Solano	Johnston Cooper Elementary	57/70581-00-028	09/25/23	\$ 1,693,927	\$ -
Vallejo City Unified	Solano	Dan Mini Elementary	57/70581-00-029	09/25/23	\$ 2,840,893	\$ -
Los Angeles Unified	Los Angeles	University High School Charter	57/64733-21-038	09/27/23	\$ 3,568,880	\$ -
Los Angeles Unified	Los Angeles	Grand View Boulevard Elementary	57/64733-00-793	09/29/23	\$ 3,083,406	\$ -
Palm Springs Unified	Riverside	Della S. Lindley Elementary	57/67173-00-014	10/03/23	\$ 4,931,233	\$ -
Los Angeles Unified	Los Angeles	Robert F. Kennedy Elementary	57/64733-00-794	10/04/23	\$ 4,301,306	\$ -
Ukiah Unified	Mendocino	Pomolita Middle	57/65615-00-011	10/04/23	\$ 3,192,858	\$ -
Ukiah Unified	Mendocino	South Valley High	57/65615-00-012	10/04/23	\$ 1,521,639	\$ -
Pierce Joint Unified	Colusa	Pierce High	57/61614-00-010	10/05/23	\$ 1,844,997	\$ -
Ukiah Unified	Mendocino	Eagle Peak Middle	57/65615-00-013	10/06/23	\$ 2,231,715	\$ -
Los Angeles Unified	Los Angeles	Downtown Business High	57/64733-00-795	10/11/23	\$ 1,872,302	\$ -
Red Bluff Union Elementary	Tehama	Jackson Heights Elementary	57/71621-00-003	10/11/23	\$ 2,333,183	\$ -
Red Bluff Union Elementary	Tehama	William M. Metteer Elementary	57/71621-00-004	10/11/23	\$ 1,298,530	\$ -
Red Bluff Union Elementary	Tehama	Vista Preparatory Academy	57/71621-00-005	10/11/23	\$ 3,055,438	\$ -
Temecula Valley Unified	Riverside	Chaparral High	57/75192-00-022	10/13/23	\$ 9,321,701	\$ -
Val Verde Unified	Riverside	Vista Verde Middle	57/75242-00-014	10/13/23	\$ 1,437,270	\$ -
Novato Unified	Marin	Novato High	57/65417-00-031	10/16/23	\$ 600,562	\$ -
Novato Unified	Marin	Lu Sutton Elementary	57/65417-00-032	10/16/23	\$ 396,046	\$ -
Los Angeles Unified	Los Angeles	Sunland Elementary	57/64733-00-796	10/18/23	\$ 1,149,668	\$ -
Greenfield Union Elementary	Monterey	Oak Avenue Elementary	57/66035-00-006	10/18/23	\$ 1,359,206	\$ -
Martinez Unified	Contra Costa	John Swett Elementary	57/61739-00-013	10/19/23	\$ 1,570,807	\$ -
Fontana Unified	San Bernardino	Sequoia Middle	57/67710-00-029	10/19/23	\$ 1,761,468	\$ -
Beverly Hills Unified	Los Angeles	Beverly Hills High	57/64311-00-008	10/20/23	\$ 590,432	\$ -
Chico Unified	Butte	McManus (John A.) Elementary	57/61424-00-012	10/23/23	\$ 3,544,236	\$ -
Beverly Hills Unified	Los Angeles	Beverly Vista Middle	57/64311-00-009	10/26/23	\$ 1,236,723	\$ -
Los Angeles Unified	Los Angeles	Paseo del Rey Fundamental	57/64733-42-021	10/26/23	\$ 1,896,897	\$ -
Santa Rosa High	Sonoma	Santa Rosa High	57/70920-00-015	10/27/23	\$ 3,909,074	\$ -
Saucelito Elementary	Tulare	Saucelito Elementary	57/72108-00-001	10/27/23	\$ 61,164	\$ 40,776
Alameda Unified	Alameda	Amelia Earhart Elementary	57/61119-00-026	10/30/23	\$ 844,135	\$ -

SFP APPLICATIONS
Modernization Acknowledged Applications Received Past Existing Authority as of December 31, 2023

District	County	Site Name	DSA Number	50-04 Date Received	Estimated State Grant (a)	Estimated Financial Hardship (b)
Azusa Unified	Los Angeles	Center Middle	57/64279-00-031	10/30/23	\$ 2,378,515	\$ -
Fountain Valley Elementary	Orange	Plavan (Urbain H.) Elementary	57/66498-00-022	10/30/23	\$ 1,981,595	\$ -
Santa Rosa Elementary	Sonoma	Brook Hill Elementary	57/70912-00-012	10/30/23	\$ 1,166,636	\$ -
Los Angeles Unified	Los Angeles	Griffith Junior High School Magnet	57/64733-00-797	10/31/23	\$ 802,408	\$ -
Fresno Unified	Fresno	Yosemite Middle	57/62166-00-150	11/06/23	\$ 2,442,457	\$ -
El Rancho Unified	Los Angeles	Rio Vista Elementary	57/64527-00-018	11/08/23	\$ 416,644	\$ -
Lynwood Unified	Los Angeles	Rosa Parks Elementary	57/64774-00-018	11/08/23	\$ 695,448	\$ -
Lynwood Unified	Los Angeles	Mark Twain Elementary	57/64774-00-019	11/08/23	\$ 1,066,904	\$ -
El Rancho Unified	Los Angeles	North Park Academy of the Arts	57/64527-00-019	11/09/23	\$ 1,757,869	\$ -
Los Angeles Unified	Los Angeles	Taft Charter High	57/64733-00-798	11/09/23	\$ 15,964,764	\$ -
Los Angeles Unified	Los Angeles	Woodlawn Avenue Elementary	57/64733-00-799	11/09/23	\$ 2,695,889	\$ -
Santa Ana Unified	Orange	Jefferson Elementary	57/66670-00-070	11/09/23	\$ 1,805,345	\$ -
Los Angeles Unified	Los Angeles	Balboa Gifted/High Ability Magnet Elementary	57/64733-00-800	11/13/23	\$ 894,338	\$ -
Benicia Unified	Solano	Benicia High	57/70524-00-023	11/14/23	\$ 3,516,129	\$ -
El Rancho Unified	Los Angeles	Rivera Middle	57/64527-00-020	11/15/23	\$ 1,994,551	\$ -
Mill Valley Elementary	Marin	Strawberry Point Elementary	57/65391-00-010	11/16/23	\$ 734,372	\$ -
Moreno Valley Unified	Riverside	Valley View High	57/67124-00-030	11/16/23	\$ 25,711,427	\$ -
Moreno Valley Unified	Riverside	Box Springs Elementary	57/67124-00-031	11/16/23	\$ 184,697	\$ -
Moreno Valley Unified	Riverside	Sugar Hill Elementary	57/67124-00-032	11/16/23	\$ 4,445,489	\$ -
Santa Rosa High	Sonoma	Maria Carrillo High	57/70920-00-016	11/16/23	\$ 4,961,408	\$ -
Pleasanton Unified	Alameda	Donlon Elementary	57/75101-00-023	11/16/23	\$ 832,752	\$ -
Pleasanton Unified	Alameda	Harvest Park Middle	57/75101-00-024	11/16/23	\$ 462,792	\$ -
Los Angeles Unified	Los Angeles	Andasol Avenue Elementary	57/64733-00-801	11/17/23	\$ 962,271	\$ -
Siskiyou Union High	Siskiyou	Mount Shasta High	57/70466-00-004	11/20/23	\$ 1,141,342	\$ -
Siskiyou Union High	Siskiyou	Weed High	57/70466-00-005	11/20/23	\$ 1,154,394	\$ -
Los Angeles Unified	Los Angeles	Fair Avenue Elementary	57/64733-22-016	11/21/23	\$ 1,803,265	\$ -
Lynwood Unified	Los Angeles	Janie P. Abbott Elementary	57/64774-00-020	11/21/23	\$ 1,174,953	\$ -
Lynwood Unified	Los Angeles	Will Rogers Elementary	57/64774-00-021	11/21/23	\$ 2,875,684	\$ -
El Rancho Unified	Los Angeles	Valencia Academy of the Arts	57/64527-00-021	11/22/23	\$ 833,288	\$ -
Los Angeles Unified	Los Angeles	Thomas Starr King Middle School Film and Media	57/64733-00-802	11/22/23	\$ 2,382,521	\$ -
Los Angeles Unified	Los Angeles	Second Street Elementary	57/64733-00-803	11/28/23	\$ 636,900	\$ -
Anaheim Union High	Orange	Orangeview Junior High	57/66431-07-002	11/29/23	\$ 7,413,986	\$ -
Mt. Diablo Unified	Contra Costa	Ayers Elementary	57/61754-00-097	11/30/23	\$ 547,893	\$ -
Mt. Diablo Unified	Contra Costa	Sequoia Elementary	57/61754-00-098	11/30/23	\$ 133,683	\$ -
Mt. Diablo Unified	Contra Costa	Sun Terrace Elementary	57/61754-00-099	11/30/23	\$ 549,138	\$ -
Mt. Diablo Unified	Contra Costa	Valley View Middle	57/61754-00-100	11/30/23	\$ 270,227	\$ -
Anaheim Union High	Orange	Cypress High	57/66431-08-001	12/06/23	\$ 6,930,180	\$ -
Los Angeles Unified	Los Angeles	Albion Street Elementary	57/64733-00-804	12/07/23	\$ 1,288,082	\$ -
San Lorenzo Valley Unified	Santa Cruz	SLVUSD Charter	57/69807-00-005	12/08/23	\$ 800,489	\$ -
Millville Elementary	Shasta	Millville Elementary	57/70052-00-004	12/08/23	\$ 8,875	\$ 5,916
Fontana Unified	San Bernardino	Oleander Elementary	57/67710-00-030	12/11/23	\$ 1,241,353	\$ -
Alhambra Unified	Los Angeles	Garfield Elementary	57/75713-00-037	12/12/23	\$ 5,425,980	\$ -
Hueneme Elementary	Ventura	Sunkist Elementary	57/72462-00-016	12/13/23	\$ 1,965,916	\$ -

SFP APPLICATIONS

Modernization Acknowledged Applications Received Past Existing Authority as of December 31, 2023

District	County	Site Name	DSA Number	50-04 Date Received	Estimated State Grant (a)	Estimated Financial Hardship (b)
Hueneme Elementary	Ventura	Hollywood Beach Elementary	57/72462-00-017	12/13/23	\$ 714,248	\$ -
West Contra Costa Unified	Contra Costa	Lake Elementary	57/61796-00-056	12/14/23	\$ 3,027,337	\$ -
West Contra Costa Unified	Contra Costa	Hercules High	57/61796-00-057	12/14/23	\$ 2,397,009	\$ -
West Contra Costa Unified	Contra Costa	Hercules Middle	57/61796-00-058	12/14/23	\$ 2,512,365	\$ -
Tehama County Department of Education	Tehama	Gerber Elementary	57/10520-00-001	12/15/23	\$ 130,923	\$ 87,282
Yreka Union High	Siskiyou	Yreka High	57/70516-00-004	12/19/23	\$ 2,610,115	\$ -
Palo Alto Unified	Santa Clara	Palo Verde Elementary	57/69641-00-034	12/20/23	\$ 732,592	\$ -
Palo Alto Unified	Santa Clara	Ellen Fletcher Middle	57/69641-00-035	12/20/23	\$ 1,113,846	\$ -
Colton Joint Unified	San Bernardino	Terrace Hills Middle	57/67686-00-028	12/26/23	\$ 2,877,321	\$ -
					\$ 1,744,418,416	\$ 16,207,098
					\$ 1,760,625,514	

INFORMATION ITEM

FACILITY HARDSHIP/REHABILITATION APPROVALS WITHOUT FUNDING

As of December 4, 2023

FACILITY HARDSHIP/REHABILITATION APPROVALS WITHOUT FUNDING

As of December 4, 2023 State Allocation Board

FACILITY HARDSHIP

<i>School District</i>	<i>County</i>	<i>Program</i>	<i>Application Number</i>	<i>School Site Name</i>	<i>SAB Approval Date</i>	<i>Funding Application Due Date</i>	<i>Estimated State Grant</i>
Mountain Empire Unified	San Diego	Facility Hardship	51/68213-00-001	Mountain Empire High	12/4/2023	Not Applicable*	\$ 14,390,122
Estimated Total Need (State Share)							\$ 14,390,122

REHABILITATION

<i>School District</i>	<i>County</i>	<i>Program</i>	<i>Application Number</i>	<i>School Site Name</i>	<i>SAB Approval Date</i>	<i>Funding Application Due Date</i>	<i>Estimated State Grant</i>
Estimated Total Need (State Share)							\$ -

Facility Hardship and Rehabilitation Estimated Total Need (State Share)	\$ 14,390,122
--	---------------

*This project has received conceptual approval from the State Allocation Board. The District is not subject to a timeline to submit a funding request corresponding to this project. However, conceptual approval does not reserve Bond Authority.

Section 1859.81. Financial Hardship.

Except for Joint-Use Projects and Career Technical Education Facilities Projects, a district is eligible for financial hardship to fund all or a portion of its matching share requirement after demonstrating the requirements of (a), (c), and (d) below:

(a) The district is financially unable to provide all necessary matching funds for an eligible project. To determine this, an analysis shall be made of the district's financial records by the OPSC including data and records maintained by the CDE and the County Office of Education. The analysis shall consist of a review of the district's latest Independent Audit regarding funds available from all capital facility accounts, including, but not limited to, developer fees, funds generated from capital facility certificates of participation, federal grants, redevelopment funds, sale proceeds from surplus property, the appraised value of facilities approved for replacement pursuant to Section 1859.82, bond funds either encumbered, unencumbered or authorized but unsold, and savings from other SFP projects. All funds thus identified that have not been expended or encumbered by a contractual agreement for a specific capital outlay purpose prior to the initial request for financial hardship status shall be deemed available as a matching contribution.

After the initial request for financial hardship status is granted, no further encumbrances will be approved by the OPSC and all prospective revenue made available to the district's capital facility accounts shall be deemed available as matching contribution on the subsequent financial hardship review, with the exception of:

- (1) Approved interim housing expenditures.
- (2) Funding to pay for previously recognized multi-year encumbrances approved at the initial financial hardship approval.
- (3) Funding that is transferred into a Special Reserve Fund and is used for the express purpose of the Federal Renovation Program when the amount expended out of that fund does not exceed the maximum Federal Renovation Grant amount.
- (4) Funding that is transferred into a Special Reserve Fund and is used for the express purpose of the School Facilities Needs Assessment Grant Program or Emergency Repair Program when the amount expended out of that fund does not exceed the maximum grant amount apportioned.
- (5) Funding that is transferred into a Special Reserve Fund and is used for the express purpose of the Career Technical Education Facilities Program when the amount expended out of that fund does not exceed the applicant's share of the maximum grant amount apportioned.
- (6) Funding that is transferred into a Special Reserve Fund and used for the express purpose of the Overcrowding Relief Grant when the amount expended out of that fund does not exceed the amount of the site acquisition and design costs of the project and the district has submitted an approved Form SAB 50-11.
- (7) Funding that is used for the express purpose of reimbursing the State a proportionate share of financial hardship received when there has been a transfer of a special education program and title to the facility. In addition, the funding was used within five years of the title transfer.
- (8) Funding to pay for obtaining a structural report pursuant to Section 1859.82.2 for an approvable and funded seismic mitigation project.
- (9) All other capital facility funding for a period of three years when no subsequent financial hardship request is made during this period, with the exception of the funding identified in (6). The three-year period begins with the date of the most recent financial hardship new construction or modernization adjusted grant funding apportionment.

When Overcrowding Relief Grant funding is set aside pursuant to (6) and the School District has not submitted, or the OPSC has not accepted, a Form SAB 50-04 for an Overcrowding Relief Grant within three years from the date of deposit into the Special Reserve Fund, or the School District has not met the requirements in Sections 1859.90 or 1859.105, remaining funds plus interest accrued at the Pooled Money Investment Board rate at that time period shall be deemed available as matching contribution on a subsequent financial hardship project or be captured through an audit adjustment pursuant to Section 1859.106.

The financial hardship analysis is subject to approval by the Board.

(b) From the funds deemed available as a matching contribution, the district may retain \$19,776 per classroom in each enrollment reporting period for the cost to provide interim housing for the currently unhoused pupils of the district. The amount shown shall be adjusted annually in the manner prescribed in Section 1859.71. The number of classrooms needed for interim housing for the currently unhoused pupils shall be the sum of the positive numbers determined in (b)(7) as follows:

(1) Determine the current enrollment of the district by grade level as shown on the latest Form SAB 50-01.

(2) Determine the New Construction Grants apportioned by grade level for all SFP projects and LPP funded under the provisions of Sections 1859.12 or 1859.13 where the district has submitted Form SAB 50-06 indicating that the project is 100 percent complete.

(3) Subtract (b)(2) from (b)(1).

(4) Determine the number of classrooms by grade level reported in Part 1, Line 8 on Form SAB 50-02.

(5) Multiply the classrooms determined in (b)(4) by 25 for K-6, 27 for 7-12, 13 for Non-Severe and 9 for Severe.

(6) Subtract the product determined in (b)(5) from the difference determined in (b)(3) by grade level.

(7) Divide the difference by grade level determined in (b)(6) by 25 for K-6, 27 for 7-12, 13 for Non-Severe and 9 for Severe and round up to the nearest whole number.

From the funds deemed available as a matching contribution, the district may also retain \$19,776 per portable toilet unit in each reporting period for the cost to provide necessary interim toilet facilities for the currently unhoused pupils of the district. The amount shown shall be adjusted annually in the manner prescribed in Section 1859.71. The number of toilet facilities needed for interim housing shall be the sum of the positive numbers determined in (b)(7) divided by eight rounded up to the nearest whole number.

From the funds deemed available as a matching contribution, the district may also retain \$19,776 per classroom in each reporting period for the cost to provide necessary interim housing for the currently unhoused pupils displaced as a result of a SAB approved seismic mitigation project pursuant to Section 1859.82.2. The amount shown shall be adjusted annually in the manner prescribed in Section 1859.71. The number of classrooms needed for interim housing shall be the quotient of the displaced pupils by 25 for K-6, 27 for 7-12, 13 for Non-Severe and 9 for Severe and round up to the nearest whole number.

If the district's available funds, as determined by the OPSC analysis less costs for interim housing, is less than its matching share, the district will be deemed to have met the requirements of this Subsection.

(c) The district has made all reasonable efforts to fund its matching share of the project by demonstrating it is levying the developer fee justified under law or an alternative revenue source equal to or greater than the developer fee otherwise justified under law at the time of request for hardship and the district meets at least one of the following:

(1) The current outstanding bonded indebtedness of the district issued for the purpose of constructing school facilities in accordance with Education Code Section 17072.35 or 17074.25 as appropriate, at the time of request for financial hardship status, is at least 60 percent of the district's total bonding capacity. Outstanding bonded indebtedness includes that part of general obligation bonds, Mello-Roos Bonds, School Facility Improvement District Bonds and certificates of participation which the district is paying a debt service that was issued for capital outlay school facility purposes.

(2) The district had a successful registered voter bond election for at least the maximum amount allowed under Proposition 39 within the previous two years from the date of request for financial hardship status. The proceeds from the bond election that represent the maximum amount allowed under the provisions of Proposition 39 must be used to fund the district's matching share requirement for SFP project(s).

(3) It is a County Superintendent of Schools.

(4) The district's total bonding capacity at the time of the request for financial hardship status is \$5 million or less.

(5) Other evidence of reasonable effort as approved by the SAB.

If the district's request for financial hardship status is denied by the Board, the district may be deemed eligible for rental payments of \$2,000 per year per classroom under the Emergency School Classroom Law of 1979 for a two year period when relocatable classroom buildings are available and the district provides financial documentation that it is unable to afford the full rental amount and any other information satisfactory to the Board that the rental reduction is necessary. The number of classrooms eligible for the \$2,000 rental payments shall be the sum of the numbers determined in (c)(5)(B) as follows:

(A) Determine the number of pupils by grade level that the district requested a New Construction Grant on the Form SAB 50-04 that were denied financial hardship status.

(B) Divide the number by grade level determined in (c)(5)(A) by 25 for K-6, 27 for 7-12, 13 for Non-Severe and 9 for Severe and round up to the nearest whole number.

(d) The district has not signed a contract for acquisition or construction of classrooms that replace existing facility(ies), which were included in the determination of the district's new construction eligibility pursuant to Education Code Section 17071.75, in a locally funded project during the five-year period immediately preceding the district's application for financial hardship assistance. This restriction may be lifted if the Board finds that unforeseen and extenuating circumstances existed that required the district to use local funds to replace the facility(ies).

(e) If the district meets the financial hardship requirements in this Section, the amount of financial hardship is equal to the district's matching share less funds deemed available in (a).

(1) Once a district has been notified by OPSC that it meets the requirements of financial hardship in this Section, the district may file Form SAB 50-04 under the

provisions of financial hardship anytime within a period of 180 calendar days from the date of the OPSC notification.

(2) If the district does not submit Form SAB 50-04 under the provisions of financial hardship within 180 calendar days of the OPSC notification of approval of financial hardship status, the district must re-qualify for financial hardship status under the provisions of this Section by submittal of a new request for financial hardship status.

(3) If the project(s) has been included on an unfunded list for more than 180 calendar days, a review of the district's funds pursuant to (a) will be made to determine if additional district funds are available to fund the district's matching share of the project(s).

Financial hardship approval status by the OPSC for a separate design and/or site apportionment does not apply to any subsequent funding for the project(s).

(f) If the district submits Form SAB 50-04 within 180 calendar days of the OPSC notification of approval of financial hardship and the project(s) has been included on the "Unfunded List (Lack of AB 55 Loans)" for more than 180 calendar days as a result of the State of California's inability to provide interim financing from the Pooled Money Investment Account (AB 55 loans), the Board may suspend the unfunded review requirement as defined in Regulation Section 1859.81(e). Projects added to any other unfunded list shall be subject to the review detailed in Regulation Section 1859.81(e). Regulation Section 1859.81(f) shall become inoperative July 1, 2011.

(g) A project added to an unfunded list on or after July 1, 2011 will be subject to the review detailed in section (e)(3). For projects added to an unfunded list between February 25, 2009 and June 30, 2011, only the district's financial records on or after July 1, 2011 will be considered in calculating any adjustment to the district's matching share.

(h) On or after September 22, 2017, a district may submit a request for funding in advance of obtaining a determination of Financial Hardship.

(1) To be considered for Financial Hardship, the district must check the box on the Form SAB 50-04 requesting Financial Hardship pursuant to this subsection when submitting a request for funding.

(2) Prior to processing an application OPSC will notify the district in writing to submit the necessary documentation for a Financial Hardship analysis pursuant to (a), (b), (c) and (d). OPSC will not accept any documents for a Financial Hardship analysis in advance of the notification. Failure to submit the requested documentation within 60 calendar days of OPSC's notification will result in either a. or b.:

a. District may amend their Form SAB 50-04 to exclude the request for Financial Hardship determination.

b. OPSC will return the request for funding and related materials to the district.

(3) Upon notification of Financial Hardship approval, any Form SAB 50-04 processed within 180 calendar days of the approval date will be included in the approval.

(4) For any Form SAB 50-04 processed more than 180 calendar days after the date of the Financial Hardship approval the district shall re-qualify for Financial Hardship status.

Note: Authority cited: Sections 17070.35, 17075.15, 17078.72 and 17592.73, Education Code.

Reference: Sections 17071.75, 17075.10, 17075.15, and 17079.20, Education Code.