

State Allocation Board Meeting Notice and Agenda



Lisa Silverman, Executive Officer
Office of Public School Construction
707 3rd Street, 6th Floor
West Sacramento, CA 95605

Public Meeting
Wednesday, February 24, 2021
Department of General Services
Ziggurat Building
707 3rd Street, 6th Floor, Conference Room 6-300*
West Sacramento, CA 95605
4:00 p.m.*

Pursuant to Governor Newsom's Executive Order N-25-20, issued March 12, 2020, the upcoming meeting of the State Allocation Board will be conducted by way of teleconferencing. The physical, publicly-accessible teleconference location from which members of the public may observe and offer public comment is reflected above.

Additionally, interested persons may observe the meeting by going to Zoom Meeting at:

Join Zoom Meeting

<https://zoom.us/j/95809960582?pwd=M2pET3ZXbW85K3FYOHpLVnRUSURBZz09>

Meeting ID: 958 0996 0582
Passcode: 017937

One tap mobile

+16699006833,,95809960582#,,,,*017937# US (San Jose)

+12532158782,,95809960582#,,,,*017937# US (Tacoma)

Dial by your location

+1 669 900 6833 US (San Jose)

+1 253 215 8782 US (Tacoma)

+1 346 248 7799 US (Houston)

+1 929 205 6099 US (New York)

+1 301 715 8592 US (Washington D.C)

+1 312 626 6799 US (Chicago)

Meeting ID: 958 0996 0582

Passcode: 017937

General Information

(916) 376-1771

For further information, please contact your Project Manager.

*Meeting location and time subject to change.

Individuals who need auxiliary aids for effective participation are invited to make their requests and preferences known to Ms. Lisa Jones at (916) 376-1753 five days prior to the meeting.

A copy of the 10-Day Notice can be found on [OPSC's website](#).

February 24, 2021 Agenda

<u>SUBJECT</u>	<u>PRESENTER</u>	<u>PAGE</u>
Call Meeting to Order	Chair	
Roll Call	Secretary	
Table of Contents		i - iii
Alphabetical Listing		iii - iv
Minutes of January 27, 2021		1 - 6
Executive Officer Statement		7
<u>CONSENT AGENDA</u>		
<u>SCHOOL FACILITY PROGRAM</u>		
Resolution		8
Eligibility Approvals		9 - 22
Unfunded Approvals		23 - 92
Rescission		93
Substantial Progress Time Extensions		94 -100
Facility Hardship/Rehabilitation Program		101 -112

NEXT MONTHLY STATE ALLOCATION BOARD MEETING – MARCH 24, 2021

February 24, 2021 Agenda

<u>SUBJECT</u>	<u>PAGE</u>
<u>FINANCIAL REPORTS</u>	113 - 133
<u>ACTION ITEMS</u>	
PIONEER UNION ELEMENTARYBUTTE 51/73379-00-001 To present to the State Allocation Board a Facility Hardship Replacement project seeking an immediate apportionment for design funding at the Berry Creek Elementary School.	134 - 139
<u>REPORTS, DISCUSSION AND INFORMATION ITEMS</u>	
State Allocation Board Three-Month Projected Workload	140 - 141
Dates for 2021 State Allocation Board Meetings	142
School Facility Program Unfunded List (Regulation Section 1859.95)	143 - 148
School Facility Program Workload List	149 - 167
Emergency Extension Request Log	168 - 181
Full-Day Kindergarten Facilities Grant Program Workload List	182 - 189
School Facility Program Acknowledged List (Regulation Section 1859.95.1)	190 - 206
Facility Hardship/Rehabilitation Approvals Without Funding	207 - 208
School Facility Program Financial Hardship Regulation Section 1859.81	209 - 212

February 24, 2021

Alphabetical Listing

School District	County	Category	Page No.
ALHAMBRA UNIFIED	LOS ANGELES	SFP - Modernization	Consent12
ALHAMBRA UNIFIED	LOS ANGELES	SFP - Modernization	Consent23*
ALHAMBRA UNIFIED	LOS ANGELES	SFP - Modernization	Consent23*
ATWATER ELEMENTARY	MERCED	SFP - Modernization	Consent12
ATWATER ELEMENTARY	MERCED	SFP - Modernization	Consent23*
ATWATER ELEMENTARY	MERCED	SFP - Modernization	Consent23*
BEAUMONT UNIFIED	RIVERSIDE	SFP - New Construction	Consent23*
BUENA PARK ELEMENTARY	ORANGE	SFP - Modernization	Consent23*
BUENA PARK ELEMENTARY	ORANGE	SFP - Modernization	Consent23*
BUENA PARK ELEMENTARY	ORANGE	SFP - Modernization	Consent23*
BUENA PARK ELEMENTARY	ORANGE	SFP - Modernization	Consent23*
BUENA PARK ELEMENTARY	ORANGE	SFP - Modernization	Consent23*
BUENA PARK ELEMENTARY	ORANGE	SFP - Modernization	Consent23*
BUENA PARK ELEMENTARY	ORANGE	SFP - Modernization	Consent23*
BUENA PARK ELEMENTARY	ORANGE	SFP - Modernization	Consent23*
BUTTEVILLE UNION ELEMENTARY	SISKIYOU	SFP - Modernization	Consent12
CAPISTRANO UNIFIED	ORANGE	SFP - Modernization	Consent101*
CENTRALIA ELEMENTARY	ORANGE	SFP - Modernization	Consent23*
CERES UNIFIED	STANISLAUS	SFP - New Construction	Consent23*
CLOVIS UNIFIED	FRESNO	SFP - Modernization	Consent23*
CORONA-NORCO UNIFIED	RIVERSIDE	SFP - Modernization	Consent23*
CYPRESS ELEMENTARY	ORANGE	SFP - Modernization	Consent 9
CYPRESS ELEMENTARY	ORANGE	SFP - Modernization	Consent23*
DEL MAR UNION	SAN DIEGO	SFP - Modernization	Consent 9
DEL MAR UNION	SAN DIEGO	SFP - Modernization	Consent23*
DOWNEY UNIFIED	LOS ANGELES	SFP - Modernization	Consent23*
ELK GROVE UNIFIED	SACRAMENTO	SFP - Modernization	Consent23*
ELK GROVE UNIFIED	SACRAMENTO	SFP - Modernization	Consent23*
ELK GROVE UNIFIED	SACRAMENTO	SFP - Modernization	Consent23*
ELK GROVE UNIFIED	SACRAMENTO	SFP - Modernization	Consent23*
ELK GROVE UNIFIED	SACRAMENTO	SFP - Modernization	Consent23*
FAIRFIELD-SUISUN UNIFIED	SOLANO	SFP - New Construction	Consent23*
FREMONT UNIFIED	ALAMEDA	SFP - New Construction	Consent23*
FREMONT UNION HIGH	SANTA CLARA	SFP - Modernization	Consent105*
FULLERTON JOINT UNION HIGH	ORANGE	SFP - Modernization	Consent23*
GROSSMONT UNION HIGH	SAN DIEGO	SFP - Modernization	Consent12
GROSSMONT UNION HIGH	SAN DIEGO	SFP - Modernization	Consent23*
HAYWARD UNIFIED	ALAMEDA	SFP - Modernization	Consent23*
HAYWARD UNIFIED	ALAMEDA	SFP - Modernization	Consent23*
HOLLISTER ELEMENTARY	SAN BENITO	SFP - New Construction	Consent23*
IRVINE UNIFIED	ORANGE	SFP - New Construction	Consent23*
IRVINE UNIFIED	ORANGE	SFP - New Construction	Consent23*
IRVINE UNIFIED	ORANGE	SFP - New Construction	Consent23*
IRVINE UNIFIED	ORANGE	SFP - New Construction	Consent23*
IRVINE UNIFIED	ORANGE	SFP - Modernization	Consent12
IRVINE UNIFIED	ORANGE	SFP - Modernization	Consent23*
IRVINE UNIFIED	ORANGE	SFP - Modernization	Consent23*
IRVINE UNIFIED	ORANGE	SFP - Modernization	Consent23*

February 24, 2021

Alphabetical Listing

School District	County	Category	Page No.
JURUPA UNIFIED	RIVERSIDE	SFP - Modernization	Consent23*
KERMAN UNIFIED	FRESNO	SFP - New Construction	Consent23*
LAMMERSVILLE JOINT UNIFIED	SAN JOAQUIN	SFP - New Construction	Consent23*
LOS ANGELES UNIFIED	LOS ANGELES	SFP - Modernization	Consent12
LOS ANGELES UNIFIED	LOS ANGELES	SFP - Modernization	Consent23*
LOS ANGELES UNIFIED	LOS ANGELES	SFP - Modernization	Consent23*
LOS ANGELES UNIFIED	LOS ANGELES	SFP - Modernization	Consent23*
LOS ANGELES UNIFIED	LOS ANGELES	SFP - Modernization	Consent23*
LOWELL JOINT ELEMENTARY	LOS ANGELES	SFP - Modernization	Consent 9
LOWELL JOINT ELEMENTARY	LOS ANGELES	SFP - Modernization	Consent23*
MENIFEE UNION ELEMENTARY	RIVERSIDE	SFP - New Construction	Consent23*
MERCED CITY ELEMENTARY	MERCED	SFP - New Construction	Consent23*
MERCED CITY ELEMENTARY	MERCED	SFP - Modernization	Consent23*
MILLVILLE ELEMENTARY	SHASTA	SFP - New Construction	Consent23*
MILLVILLE ELEMENTARY	SHASTA	SFP - Modernization	Consent12
MILLVILLE ELEMENTARY	SHASTA	SFP - Modernization	Consent23*
MONSON-SULTANA JT. UN. ELEM.	TULARE	SFP - New Construction	Consent23*
MONSON-SULTANA JT. UN. ELEM.	TULARE	SFP - Modernization	Consent12
MONSON-SULTANA JT. UN. ELEM.	TULARE	SFP - Modernization	Consent23*
MORGAN HILL UNIFIED	SANTA CLARA	SFP - Career Tech	Consent93
PARADISE UNIFIED	BUTTE	SFP - Modernization	Consent12
REDONDO BEACH UNIFIED	LOS ANGELES	SFP - New Construction	Consent23*
ROMOLAND ELEMENTARY	RIVERSIDE	SFP - Modernization	Consent12
ROMOLAND ELEMENTARY	RIVERSIDE	SFP - Modernization	Consent23*
ROSEVILLE JOINT UNION HIGH	PLACER	SFP - New Construction	Consent9/12
ROSEVILLE JOINT UNION HIGH	PLACER	SFP - New Construction	Consent9/12
ROSEVILLE JOINT UNION HIGH	PLACER	SFP - New Construction	Consent9/12
ROSEVILLE JOINT UNION HIGH	PLACER	SFP - New Construction	Consent9/12
ROSEVILLE JOINT UNION HIGH	PLACER	SFP - New Construction	Consent9/12
SACRAMENTO CITY UNIFIED	SACRAMENTO	SFP - Modernization	Consent109*
SAN BERNARDINO CITY UNIFIED	SAN BERNARDINO	SFP - Modernization	Consent12
SAN BERNARDINO CITY UNIFIED	SAN BERNARDINO	SFP - Modernization	Consent23*
SAN JACINTO UNIFIED	RIVERSIDE	SFP - Modernization	Consent12
SAN JACINTO UNIFIED	RIVERSIDE	SFP - Modernization	Consent23*
SAN MARINO UNIFIED	LOS ANGELES	SFP - Modernization	Consent12
SAN YSIDRO ELEMENTARY	SAN DIEGO	SFP - Modernization	Consent23*
SAN YSIDRO ELEMENTARY	SAN DIEGO	SFP - Modernization	Consent23*
SANTA MARIA JOINT UNION HIGH	SANTA BARBARA	SFP - New Construction	Consent12
SANTA YNEZ VALLEY UNION HIGH	SANTA BARBARA	SFP - Modernization	Consent 9
SANTA YNEZ VALLEY UNION HIGH	SANTA BARBARA	SFP - Modernization	Consent23*
SOUTH SAN FRANCISCO UNIFIED	SAN MATEO	SFP - Modernization	Consent12
TEMECULA VALLEY UNIFIED	RIVERSIDE	SFP - Modernization	Consent23*
TRINITY ALPS UNIFIED	TRINITY	SFP - Modernization	Consent12
TRINITY ALPS UNIFIED	TRINITY	SFP - Modernization	Consent23*
TWIN RIVERS UNIFIED	SACRAMENTO	SFP - Modernization	Consent12
TWIN RIVERS UNIFIED	SACRAMENTO	SFP - Modernization	Consent23*
VISALIA UNIFIED	TULARE	SFP - Modernization	Consent23*

February 24, 2021

Alphabetical Listing

School District	County	Category	Page No.
WASCO UNION ELEMENTARY	KERN	SFP - New Construction	Consent23*
WILLIAM S. HART UNION HIGH	LOS ANGELES	SFP - Modernization	Consent12
WILLIAM S. HART UNION HIGH	LOS ANGELES	SFP - Modernization	Consent23*
YUBA COUNTY OFFICE OF ED.	YUBA	SFP - Modernization	Consent94
YUBA COUNTY OFFICE OF ED.	YUBA	SFP - Modernization	Consent94

OPSC PROGRAM CODES

SCHOOL FACILITY PROGRAM (SFP)

- 50 – NEW CONSTRUCTION
- 51 – FACILITY HARDSHIP NEW CONSTRUCTION
- 52 – SFP JOINT-USE
- 53 – CRITICALLY OVERCROWDED SCHOOLS
- 54 – CHARTER SCHOOL FACILITIES PROGRAM
- 55 – CAREER TECH NEW CONSTRUCTION
- 56 – OVERCROWDING RELIEF GRANT PROGRAM
- 57 – MODERNIZATION
- 58 – FACILITY HARDSHIP MODERNIZATION
- 59 – CAREER TECH MODERNIZATION

OTHER PROGRAMS

- 25 – STATE RELOCATABLE CLASSROOM PROGRAM
- 34 – AIR CONDITIONING AND/OR INSULATION PROGRAM
- 40 – DEFERRED MAINTENANCE PROGRAM
- 61 – EMERGENCY REPAIR PROGRAM
- 70 – FULL-DAY KINDERGARTEN FACILITIES GRANT PROGRAM NEW
CONSTRUCTION
- 71 – FULL-DAY KINDERGARTEN FACILITIES GRANT PROGRAM RETROFIT

MINUTES

State Allocation Board

January 27, 2021

Upon notice duly given, the meeting of the State Allocation Board (SAB) was held at the Department of General Services, Ziggurat Building, located at 707 3rd Street, 6th Floor, Room 6-300, in West Sacramento, California on January 27, 2021 at 4:00 p.m.

Ms. Gayle Miller, the SAB Chair, announced that pursuant to Governor Newsom's Executive Order N-25-20, issued March 12, 2020, this meeting would be conducted by way of teleconference/Zoom meeting. Because of the power outage at the Ziggurat Building due to the stormy weather, the meeting was not physically webcast from Room 6-300 in the Ziggurat Building.

Members of the SAB were present in order to establish a quorum for the meeting as follows:

- Gayle Miller, Chief Deputy Director, Policy, Department of Finance, designated representative for Keely Bosler, Director, Department of Finance
- Jennifer Osborn, Acting Director, Department of General Services
- Juan Mireles, Director, School Facilities and Transportation Services Division, California Department of Education, designated representative for Tony Thurmond, Superintendent of Public Instruction
- Jeremy Smith, Governor's appointee
- Senator Scott Wilk
- Senator Connie Leyva
- Assembly Member Patrick O'Donnell
- Assembly Member Jordan Cunningham
- Assembly Member Autumn Burke

Member of the SAB absent was as follows:

- Senator Richard Roth

Representative of the SAB was as follows:

- Lisa Silverman, Executive Officer

Representatives of the Department of General Services, Office of Public School Construction (OPSC), were as follows:

- Lisa Silverman, Executive Officer
- Barbara Kampmeiner, Deputy Executive Officer

Representative of the Department of General Services, Office of Legal Services, was as follows:

- Tom Patton, Assistant Chief Counsel

With a quorum present, Ms. Miller, Chair, called the meeting to order at 4:01 p.m. The Chair introduced and welcomed Ms. Jennifer Osborn as the newest member of the SAB. Ms. Osborn is the Acting Director of the Department of General Services. The Chair also presented a Resolution from the SAB to Daniel Kim and thanked him for his service. Mr. Kim thanked the SAB as well as OPSC staff for taking the steps necessary to address the many challenges facing school districts.

PRIOR MINUTES

A motion was made, and seconded, to approve the December 9, 2020 meeting Minutes. The Chair called for a roll-call vote and the motion carried per the following votes:

MEMBER	AYE	NAY	ABSTAIN	ABSENT
Senator Wilk	X			
Senator Leyva	X			
Senator Roth				X
Assembly Member O'Donnell	X			
Assembly Member Cunningham	X			
Assembly Member Burke	X			
Juan Mireles	X			
Jeremy Smith	X			
Jennifer Osborn	X			
Gayle Miller	X			
Total	9			1

Motion:Carried X Failed **EXECUTIVE OFFICER'S STATEMENT**

The Executive Officer informed the SAB of the following:

Virtual School Facility Program Training Services

OPSC began the new year off by launching its FREE Virtual School Facility Program (SFP) training series. The first session was held on January 22, 2021 and the topic was Tips for a Successful K-12 Closeout Audit. There were over 300 participants attended the event! Dates and times for upcoming trainings will be announced on the Virtual Training Series webpage located under the "Resources" tab on OPSC's website at: <https://tinyurl.com/y64lqpk5>. Interested parties who wish to receive training information notifications are encouraged to sign up on the mailing list link available on that webpage.

Annual Adjustment to the School Facility Program Grants

The annual adjustment to the SFP grants was presented as an Action Item in the Agenda. The adjustment was increased by 1.42 percent and was based on the statewide cost index for Class B construction.

Recent Priority Funding Filing Round Closed

The priority funding filing period began on November 11, 2020 and closed on December 10, 2020. OPSC received valid requests for 228 unique projects totaling to \$522.11 million in State funding. These requests will be valid from January 1, 2021 through June 30, 2021. There were 19 projects that did not submit requests during the filing period and thus received a first occurrence for non-participation in Priority Funding.

Next State Allocation Board Meeting

The SAB and stakeholders were reminded that the next SAB meeting is scheduled for Wednesday, February 24, 2021 at 4:00 p.m. via Zoom.

CONSENT ITEMS

A motion was made, and seconded, to approve the Consent calendar as presented. The Chair called for a roll-call vote and the motion carried per the following votes:

MEMBER	AYE	NAY	ABSTAIN	ABSENT
Senator Wilk	X			
Senator Leyva	X			
Senator Roth				X
Assembly Member O'Donnell	X			
Assembly Member Cunningham	X			
Assembly Member Burke	X			
Juan Mireles	X			
Jeremy Smith	X			
Jennifer Osborn	X			
Gayle Miller	X			
Total	9			1

Motion:

Carried X

Failed

FINANCIAL REPORTS

The SAB accepted the Financial Reports as presented.

ACTION ITEMS

Annual Adjustment for School Facility Program Grants

A motion was made, and seconded, to approve the staff's recommendation, which was to adopt the 1.42 percent increase for the 2021 SFP grants based on the RS Means Construction Cost Index. The Chair called for a roll-call vote and the motion carried per the following votes:

MEMBER	AYE	NAY	ABSTAIN	ABSENT
Senator Wilk	X			
Senator Leyva	X			
Senator Roth				X
Assembly Member O'Donnell	X			
Assembly Member Cunningham	X			
Assembly Member Burke	X			
Juan Mireles	X			
Jeremy Smith	X			
Jennifer Osborn	X			
Gayle Miller	X			
Total	9			1

Motion:

Carried X

Failed

ACTION ITEMS (cont.)

Proposed Amendments to the Charter School Facilities Program

A motion was made, and seconded, to approve the staff’s recommendations, which was to 1) adopt the proposed amendments to the regulation; and 2) authorize the Executive Officer to file the proposed regulation with the Office of Administrative Law and make the regulation permanent. The Chair called for a roll-call vote and the motion carried per the following votes:

MEMBER	AYE	NAY	ABSTAIN	ABSENT
Senator Wilk	X			
Senator Leyva	X			
Senator Roth				X
Assembly Member O’Donnell	X			
Assembly Member Cunningham	X			
Assembly Member Burke	X			
Juan Mireles	X			
Jeremy Smith	X			
Jennifer Osborn	X			
Gayle Miller	X			
Total	9			1

Motion:

Carried X

Failed

REPORTS, DISCUSSION, AND INFORMATION ITEMS

The SAB acknowledged the following reports:

- ***Local Audits Update***
- ***State Allocation Board Three-Month Projected Workload***
- ***State Allocation Board Meeting Dates for the 2021 Calendar Year***
- ***School Facility Program Unfunded List as of December 9, 2020***
- ***School Facility Program Workload List of Applications Received Through December 31, 2020***
- ***Emergency Time Extension Request Log as of December 31, 2020***
- ***Full-Day Kindergarten Facilities Grant Program Workload List as of December 31, 2020***
- ***School Facility Program Applications Received Beyond Bond Authority List as of December 31, 2020***
- ***Facility Hardship/Rehabilitation Approvals Without Funding as of December 9, 2020***

ADJOURNMENT

There being no further business to come before the SAB, the Chair adjourned the meeting at 4:26 p.m.

A handwritten signature in black ink, reading "Isaac Silverman". The signature is written in a cursive style with a large, stylized initial "I".

ATTACHMENT A
Approved Consent Items on 1/27/2021

Program	Application Number	District	County
Continued Use	91/10272-00-000	MONTEREY COUNTY OFFICE OF EDUCATION	MONTEREY
SFP - Career Tech	55/64287-00-004	BALDWIN PARK UNIFIED	LOS ANGELES
SFP - Career Tech	55/70532-00-003	DIXON UNIFIED	SOLANO
SFP - Career Tech	59/65730-00-001	LE GRAND UNION HIGH	MERCED
SFP - Career Tech	55/65730-00-001	LE GRAND UNION HIGH	MERCED
SFP - Career Tech	59/66068-00-003	SOUTH MONTEREY COUNTY HIGH	MONTEREY
SFP - Charter	54/64733-00-064	LOS ANGELES UNIFIED	LOS ANGELES
SFP - Charter	54/68338-00-003	SAN DIEGO UNIFIED	SAN DIEGO
SFP - COS	53/64733-00-841	LOS ANGELES UNIFIED	LOS ANGELES
SFP - Modernization	57/66456-00-000	BUENA PARK ELEMENTARY	ORANGE
SFP - Modernization	57/66472-00-000	CENTRALIA ELEMENTARY	ORANGE
SFP - Modernization	57/67033-00-000	CORONA-NORCO UNIFIED	RIVERSIDE
SFP - Modernization	57/64451-00-000	DOWNEY UNIFIED	LOS ANGELES
SFP - Modernization	57/68130-00-000	GROSSMONT UNION HIGH	SAN DIEGO
SFP - Modernization	57/61192-00-000	HAYWARD UNIFIED	ALAMEDA
SFP - Modernization	57/73650-00-000	IRVINE UNIFIED	ORANGE
SFP - Modernization	57/64733-00-000	LOS ANGELES UNIFIED	LOS ANGELES
SFP - Modernization	57/64733-00-629	LOS ANGELES UNIFIED	LOS ANGELES
SFP - Modernization	57/66092-00-000	MONTEREY PENINSULA UNIFIED	MONTEREY
SFP - Modernization	57/61531-00-000	PARADISE UNIFIED	BUTTE
SFP - Modernization	57/61804-00-000	SAN RAMON VALLEY UNIFIED	CONTRA COSTA
SFP - Modernization	57/72256-00-000	VISALIA UNIFIED	TULARE
SFP - New Construction	50/66993-00-000	BEAUMONT UNIFIED	RIVERSIDE
SFP - New Construction	50/71043-00-000	CERES UNIFIED	STANISLAUS
SFP - New Construction	50/70540-00-000	FAIRFIELD-SUISUN UNIFIED	SOLANO
SFP - New Construction	50/76760-00-000	LAMMERSVILLE JOINT UNIFIED	SAN JOAQUIN
SFP - New Construction	50/10199-00-075	LOS ANGELES COUNTY OFFICE OF EDUCATION	LOS ANGELES
SFP - New Construction	50/70052-00-000	MILLVILLE ELEMENTARY	SHASTA
SFP - New Construction	50/72033-00-002	PALO VERDE UNION ELEMENTARY	TULARE
SFP - New Construction	50/61804-03-000	SAN RAMON VALLEY UNIFIED	CONTRA COSTA
SFP - New Construction	50/63842-00-000	WASCO UNION ELEMENTARY	KERN
Unused Sites	92/75283-00-000	NATOMAS UNIFIED	SACRAMENTO
Unused Sites	92/70581-00-000	VALLEJO CITY UNIFIED	SOLANO

EXECUTIVE OFFICER STATEMENT
State Allocation Board Meeting, February 24, 2021

VIRTUAL SCHOOL FACILITY PROGRAM (SFP) TRAINING SERIES

Since the update that was provided at last month's meeting, the Office of Public School Construction (OPSC) held two more free virtual training workshops.

The first workshop on February 19, 2021 covered the Basics of State School Facility Program (SFP) Funding. The workshop was an introduction to the funding programs available in the SFP and basic program eligibility criteria. OPSC currently has 104 attendees registered for the workshop.

The second workshop on February 22, 2021 covered the State Allocation Board's (Board) "Three Lists" and provided information on each of the lists. The workshops covered an in-depth look at the history, purpose, and associated timelines of the Board's Workload List, the Unfunded List (Lack of AB 55 Loans), and the Application Review Beyond Bond Authority List. OPSC currently has 93 attendees registered for the workshop.

On Tuesday, April 13, 2021 from 10 a.m. - 11:30 a.m. OPSC will provide a workshop on the Priority Funding Process. The session will cover a general overview of the process including timelines, eligibility, and what does it mean when an applicant chooses to participate.

Interested parties are highly encouraged to register for all workshops. Registration links are available on our Virtual Training Series webpage.

Dates and times for more free training sessions will be announced as they become available on the Virtual Training Series webpage under Resources at <https://tinyurl.com/y64lgpks> and through OPSC email blasts. Interested parties who wish to receive training information notifications are encouraged to sign up on the email list link available on the webpage.

All online trainings will be archived to OPSC's YouTube channel for future access.

NEXT STATE ALLOCATION BOARD MEETING

The next meeting is scheduled for Wednesday, March 24, 2021 at 4:00 p.m. via Zoom.

State of California
State Allocation Board
School Facility Program

This Resolution of the State Allocation Board (hereafter referred to as the "Board") is applicable to the appropriate sections of the Education Code and is described and filed in the office of the Executive Officer and will be made available to all interested parties as the Resolution pertains to the documents attached hereto. Said documents were acted upon by the Board at its meeting on February 24, 2021.

WHEREAS, the Board has previously approved or determined to be approvable a number of projects for construction or modernization eligibility of facilities for school districts and is making apportionments and/or unfunded approvals for the grant amounts for projects that meet the Board's criteria for the apportionment of grants pursuant to Education Code Sections 17072.10, 17078.52, 17078.70, 17079 or 17074.10 or Board Regulations 1859.81.1 or 1859.83;

WHEREAS, Treasury Regulations Section 1.150-2 require the State (on whose behalf the Board is acting) to declare its reasonable intent to provide grant funding to school districts, in accordance with Board policy and law, for costs of the projects with proceeds of State bonds;

NOW THEREFORE, BE IT RESOLVED:

1. This Resolution is adopted by the Board for the purposes of establishing compliance with Treasury Regulations Section 1.150-2, and this Resolution does not bind the Board to make any additional apportionment, or bind the State to incur any indebtedness.
2. The Board anticipates that some or all of the school districts listed on the list of "Projects" referred to in this Resolution will pay certain capital expenditures in connection with some or all of the project costs prior to the issuance of bonds by the State to pay for the grants for the projects. The reimbursement of such costs is consistent with the State's budgetary and financial circumstances, and in accordance with Board policy, as no other funds or accounts of the State have been budgeted or are available to pay the costs of the projects on either a short-term or a long-term basis.
3. The Board, acting on behalf of the State, hereby declares that it is the State's official intent to use proceeds of general obligation bonds that may become available for such purpose, consistent with the requirements of law that are in effect at the time the funds are available, to provide grants in accordance with applicable laws and regulations.
4. This Resolution shall be continuously available for inspection by the general public during normal business hours at the offices of the Board at 707 3rd Street, West Sacramento, California, commencing within one week after the date of enactment of this Resolution.
5. Any eligibility determination does not constitute a commitment of future funding by the Board.

I, the undersigned, duly authorized as the Executive Officer of the State Allocation Board, do hereby certify the foregoing to be true and correct, and that this Resolution was adopted at a meeting of said Board on February 24, 2021 at West Sacramento, California.



Lisa Silverman
Executive Officer
State Allocation Board

SCHOOL FACILITY PROGRAM

PURPOSE OF REPORT

To present the Districts' requests for School Facility Program (SFP) eligibility approval.

DESCRIPTION

The school districts shown in the following sections have complied with State Allocation Board (Board) regulations regarding new construction or modernization eligibility determinations for the projects listed.

RECOMMENDATIONS

1. Approve the eligibility determinations for the districts/projects shown on the Attachment.
2. Provide that this approval of eligibility determination for the districts/projects listed does not constitute a commitment for future funding by the Board.
3. For purposes of any application for funding, provide that the district must comply with all requirements of law and regulations pertaining to the SFP.

ELIGIBILITY APPROVALS NEW CONSTRUCTION

<u>District</u>	<u>Attendance Area</u>	<u>County</u>	<u>Application Number 50/</u>	<u>Justification Document Date</u>	<u>Site Baseline Eligibility K-6</u>	<u>Site Baseline Eligibility 7-8</u>	<u>Site Baseline Eligibility 9-12</u>	<u>Site Baseline Eligibility Non Severe</u>	<u>Site Baseline Eligibility Severe</u>
Roseville Joint Union High	Antelope	Placer	66928-05-000	01/13/2021	0	0	1,621	1	9
Roseville Joint Union High	Granite Bay	Placer	66928-03-000	01/13/2021	0	0	-359	-24	6
Roseville Joint Union High	Oakmont/ Success	Placer	66928-04-000	01/13/2021	0	0	-48	-24	28
Roseville Joint Union High	Roseville/ Independent/ Adelanto	Placer	66928-02-000	01/13/2021	0	0	448	-23	15
Roseville Joint Union High	Woodcreek/ Challenge	Placer	66928-01-000	01/13/2021	0	0	1,507	-23	42

ELIGIBILITY APPROVALS MODERNIZATION

<u>District</u>	<u>School Name</u>	<u>County</u>	<u>Application Number</u> <u>57/</u>	<u>Justification Document</u> <u>Date</u>	<u>Site Baseline Eligibility</u> <u>K-6</u>	<u>Site Baseline Eligibility</u> <u>7-8</u>	<u>Site Baseline Eligibility</u> <u>9-12</u>	<u>Site Baseline Eligibility</u> <u>Non Severe</u>	<u>Site Baseline Eligibility</u> <u>Severe</u>
Cypress Elementary	Landell (Margaret) Elementary	Orange	66480-00-000	12/19/2017	348	0	0	0	0
Del Mar Union	Carmel Del Mar Elementary	San Diego	68056-00-000	12/17/2020	25	0	0	0	4
Lowell Joint Elementary	Olita Elementary	Los Angeles	64766-00-000	11/18/2020	400	0	0	26	9
Santa Ynez Valley Union High	Santa Ynez Valley Union High	Santa Barbara	69328-00-000	11/18/2020	0	0	864	6	10

SCHOOL FACILITY PROGRAM

PURPOSE OF REPORT

To adjust the baseline eligibility for new construction and modernization projects under the Leroy F. Greene School Facilities Act of 1998.

DESCRIPTION

The districts listed on Attachment A have received eligibility approval for new construction. There has been a change in their baseline in accordance with the California Code of Regulations relating to the Leroy F. Greene School Facilities Act of 1998, Section 1859.51.

The districts listed on Attachment B have received eligibility approval for modernization. There has been a change in their baseline in accordance with the California Code of Regulations relating to the Leroy F. Greene School Facilities Act of 1998, Section 1859.61.

RECOMMENDATIONS

1. Approve an adjustment to the new construction eligibility baseline determination as shown on Attachment A.
2. Approve an adjustment to the modernization eligibility baseline determination as shown on Attachment B.
3. Provide that this approval of adjusted eligibility determination does not constitute a commitment for future funding by the State Allocation Board.

KEY TO ADJUSTMENTS

NEW CONSTRUCTION ONLY

- (a) Reduced by the number of pupils provided grants in a new construction School Facility Program (SFP) project and by the number of pupils that received a Preliminary Apportionment pursuant to Section 1859.140 or a Preliminary Charter School Apportionment pursuant to Regulation Section 1859.162.2.
- (b) Reduced by the number of pupils housed, based on the loading standards pursuant to Ed. Code Section 17071.25(a)(2)(A), in a new construction LPP project funded under the provisions of the LPP pursuant to Regulation Section 1859.12 or 1859.13.
- (c) Reduced by the number of pupils housed in additional classrooms constructed or purchased based on the loading standards, pursuant to Ed. Code Section 17071.25(a)(2)(A), in a modernization SFP project.
- (d) Adjusted as a result of audit findings made pursuant to Regulation Sections 1859.90 and 1859.105.
- (e) Increased/decreased by changes in projected enrollment in subsequent enrollment reporting years, except as provided in (j) below.
- (f) Adjusted as a result of errors or omissions by the district or by the Office of Public School Construction (OPSC).
- (g) Adjusted as result of amendments to the SFP Regulations that affect the eligibility.
- (h) Increased by the number of pupils eligible for grants pursuant to Regulation Section 1859.82(a).
- (i) Reduced by the number of pupils housed in classrooms provided after the baseline eligibility was determined by the State Allocation Board, with 12 exceptions at Regulation Section 1859.51(i).
- (j) For Small School Districts, following a 3-year period after the district's eligibility was approved by the Board, decreased by any reduction in projected enrollment, and by any increase in pupils in the latest CDE operational grant report per Ed. Code Sec. 42268.
- (k) Adjusted for any changes in classroom inventory as a result of a reorganization election.
- (l) For classroom loading standards adopted by the Board for non-severely and severely disabled individuals with exceptional needs.
- (m) As directed by the SAB due to finding a Material Inaccuracy pursuant to Section 1859.104.1.
- (n) Increased by the number of pupils that received a Preliminary Apportionment that was rescinded pursuant to Section 1859.148 or a Preliminary Charter School Apportionment that was rescinded pursuant to Section 1859.166.
- (o) Adjusted for operational grant changes as determined/provided by the California Department of Education.
- (p) For High School Attendance Area (HSAA) districts with Preliminary Apportionments within the 2002 or 2004 Critically Overcrowded School Facilities Account, adjusted in accordance with Regulation Section 1859.51(p)(1), (2), or (3).
- (q) Adjusted by the difference between the Alternative Enrollment Projection for the current enrollment reporting year and the projected enrollment determined pursuant to Section 1859.42 for the current enrollment reporting year, or by the eligibility remaining from this calculation that can no longer be utilized if the funds made available pursuant to EC Section 17071.75(a)(1)(A) have been exhausted.
- (r) Adjusted per Ed. Code Sec. 17071.75(b)(2) by the number of pupils housed, based on the loading standards per Ed. Code Sec. 17071.25(a)(2)(A), in any classroom(s) where title was relinquished to the School District receiving the transferred classrooms.

KEY TO ADJUSTMENTS

MODERNIZATION ONLY

- (a) Reduced by the number of pupils provided grants in a modernization SFP project or CSFP Rehabilitation project at the specific site.
- (b) Reduced by the number of pupils housed, based on the loading standard pursuant to EC Section 17071.25(a)(2), in a modernization LPP project funded under the LPP pursuant to Regulation Section 1859.14 and 1859.15.
- (c) Increased by changes in projected enrollment in subsequent enrollment reporting years.
- (d) (1) Increased for additional facilities not previously modernized with State funds, that become 25 years old, if permanent, or 20 years old, if portable or, (2) as a result of audit findings made pursuant to Regulation Sections 1859.90 and 1859.105.
- (e) Adjusted as a result of errors or omissions by the district or by the OPSC.
- (f) Adjusted as result of amendments to the Subgroup 5.5 Regulations that affect the eligibility.
- (g) For classroom loading standards adopted by the Board for non-severely and severely disabled individuals with exceptional needs.
- (h) As directed by the SAB due to finding a Material Inaccuracy pursuant to Regulation Section 1859.104.1.
- (i) Increased for facilities previously modernized with State funds, which qualify for an additional modernization apportionment pursuant to Regulation Section 1859.78.8.
- (j) Adjusted as a result of the Reconfiguration of an existing high school under the Small High School Program.
- (k) Decreased for facilities that were deemed eligible for modernization pursuant to Regulation Sections 1859.60 and 1859.61(d) and subsequently replaced, or will be replaced under a signed contract for construction or acquisition of facilities, in a project funded by the district without participation from the State.
- (l) Adjusted as a result of replaced eligible portables funded with the Overcrowding Relief Grant, per Ed. Code Section 17079 et seq.
- (m) Adjusted as a result of classrooms demolished and replaced pursuant to Regulation Section 1859.82.

State Allocation Board Meeting, February 24, 2021
ATTACHMENT A

District: Roseville Joint Union High
Attendance Area: Antelope
County: Placer
Application Number: 50/66928-05-000

	Type of Adj.	K-6	7-8	9-12	Non-Severe	Severe
<i>Current Baseline Eligibility</i>		0	0	1,621	1	9
<i>Adjustment Per This Item</i>	a	0	0	-1,647	0	-18
<i>Adjustment Per This Item</i>	i	0	0	-135	0	0
Net Baseline Eligibility		0	0	-161	1	-9

District: Roseville Joint Union High
Attendance Area: Granite Bay
County: Placer
Application Number: 50/66928-03-000

	Type of Adj.	K-6	7-8	9-12	Non-Severe	Severe
<i>Current Baseline Eligibility</i>		0	0	-359	-24	6
<i>Adjustment Per This Item</i>	a	0	0	-270	0	0
<i>Adjustment Per This Item</i>	i	0	0	-81	0	0
Net Baseline Eligibility		0	0	-710	-24	6

District: Roseville Joint Union High
Attendance Area: Oakmont/Success
County: Placer
Application Number: 50/66928-04-000

	Type of Adj.	K-6	7-8	9-12	Non-Severe	Severe
<i>Current Baseline Eligibility</i>		0	0	-48	-24	28
<i>Adjustment Per This Item</i>	i	0	0	-10	0	0
<i>Adjustment Per This Item</i>	i	0	0	-297	0	0
Net Baseline Eligibility		0	0	-355	-24	28

District: Roseville Joint Union High
Attendance Area: Roseville/Independent/Adelanto
County: Placer
Application Number: 50/66928-02-000

	Type of Adj.	K-6	7-8	9-12	Non-Severe	Severe
<i>Current Baseline Eligibility</i>		0	0	448	-23	15
<i>Adjustment Per This Item</i>	a	0	0	-351	0	0
<i>Adjustment Per This Item</i>	a	0	0	-108	0	0
<i>Adjustment Per This Item</i>	a	0	0	-189	0	0
<i>Adjustment Per This Item</i>	a	0	0	-405	0	0
<i>Adjustment Per This Item</i>	i	0	0	-837	0	0
Net Baseline Eligibility		0	0	-1,442	-23	15

State Allocation Board Meeting, February 24, 2021
ATTACHMENT A

District: Roseville Joint Union High
 Attendance Area: Woodcreek/Challenge
 County: Placer
 Application Number: 50/66928-01-000

	<i>Type of Adj.</i>	<i>K-6</i>	<i>7-8</i>	<i>9-12</i>	<i>Non-Severe</i>	<i>Severe</i>
<i>Current Baseline Eligibility</i>		0	0	1,507	-23	42
<i>Adjustment Per This Item</i>	i	0	0	-3	0	0
<i>Adjustment Per This Item</i>	i	0	0	-243	0	0
<i>Adjustment Per This Item</i>	e	0	0	1,378	-1	41
<i>Net Baseline Eligibility</i>		0	0	2,639	-24	83

District: Santa Maria Joint Union High
 Attendance Area: District-Wide
 County: Santa Barbara
 Application Number: 50/69310-00-000

	<i>Type of Adj.</i>	<i>K-6</i>	<i>7-8</i>	<i>9-12</i>	<i>Non-Severe</i>	<i>Severe</i>
<i>Current Baseline Eligibility</i>		0	-1	2,363	95	77
<i>Adjustment Per This Item</i>	e	0	0	-32	32	47
<i>Net Baseline Eligibility</i>		0	-1	2,331	127	124

State Allocation Board Meeting, February 24, 2021
ATTACHMENT B

District: Alhambra Unified
School Name: Monterey Highlands Elementary
County: Los Angeles
Application Number: 57/75713-00-000

	Type of Adj.	K-6	7-8	9-12	Non-Severe	Severe
<i>Current Baseline Eligibility</i>		125	54	0	0	0
<i>Adjustment Per This Item</i>	c	53	-32	0	10	3
<i>Adjustment Per This Item</i>	d1	27	7	0	1	0
Net Baseline Eligibility		205	29	0	11	3

District: Alhambra Unified
School Name: Repetto Elementary
County: Los Angeles
Application Number: 57/75713-00-000

	Type of Adj.	K-6	7-8	9-12	Non-Severe	Severe
<i>Current Baseline Eligibility</i>		12	83	0	0	0
<i>Adjustment Per This Item</i>	d1	311	-18	0	11	0
<i>Adjustment Per This Item</i>	c	77	7	0	-6	-9
<i>Adjustment Per This Item</i>	d1	31	10	0	1	0
Net Baseline Eligibility		431	82	0	6	-9

District: Atwater Elementary
School Name: Bellevue
County: Merced
Application Number: 57/65631-00-000

	Type of Adj.	K-6	7-8	9-12	Non-Severe	Severe
<i>Current Baseline Eligibility</i>		10	159	0	-1	0
<i>Adjustment Per This Item</i>	d1	57	13	0	0	0
<i>Adjustment Per This Item</i>	c	-77	24	0	-2	0
Net Baseline Eligibility		-10	196	0	-3	0

District: Butteville Union Elementary
School Name: Butteville Elementary
County: Siskiyou
Application Number: 57/70201-00-000

	Type of Adj.	K-6	7-8	9-12	Non-Severe	Severe
<i>Current Baseline Eligibility</i>		0	0	0	0	0
<i>Adjustment Per This Item</i>	c	27	-1	0	6	2
<i>Adjustment Per This Item</i>	d	69	17	0	3	1
Net Baseline Eligibility		96	16	0	9	3

State Allocation Board Meeting, February 24, 2021

ATTACHMENT B

District: Grossmont Union High
 School Name: Granite Hills High
 County: San Diego
 Application Number: 57/68130-00-000

	Type of Adj.	K-6	7-8	9-12	Non-Severe	Severe
<i>Current Baseline Eligibility</i>		0	0	0	0	10
<i>Adjustment Per This Item</i>	e	0	0	0	0	-10
<i>Adjustment Per This Item</i>	d1	0	0	66	3	3
Net Baseline Eligibility		0	0	66	3	3

District: Irvine Unified
 School Name: Irvine High
 County: Orange
 Application Number: 57/73650-00-000

	Type of Adj.	K-6	7-8	9-12	Non-Severe	Severe
<i>Current Baseline Eligibility</i>		0	0	55	-55	0
	g	0	0	-48	43	0
	f	0	0	-7	12	0
<i>Adjustment Per This Item</i>	d1	0	0	596	12	0
Net Baseline Eligibility		0	0	596	12	0

District: Irvine Unified
 School Name: University High
 County: Orange
 Application Number: 57/73650-00-000

	Type of Adj.	K-6	7-8	9-12	Non-Severe	Severe
<i>Current Baseline Eligibility</i>		0	0	128	-18	-110
<i>Adjustment Per This Item</i>	e	0	0	0	0	0
<i>Adjustment Per This Item</i>	g	0	0	-432	18	110
<i>Adjustment Per This Item</i>	f	0	0	304	0	0
<i>Adjustment Per This Item</i>	d1	0	0	321	0	0
<i>Adjustment Per This Item</i>	c	0	0	267	-18	-6
Net Baseline Eligibility		0	0	588	-18	-6

District: Los Angeles Unified
 School Name: Frost (Robert) Junior High
 County: Los Angeles
 Application Number: 57/64733-00-000

	Type of Adj.	K-6	7-8	9-12	Non-Severe	Severe
<i>Current Baseline Eligibility</i>		0	1,125	0	-22	-10
<i>Adjustment Per This Item</i>	e	0	23	0	0	0
Net Baseline Eligibility		0	1,148	0	-22	-10

State Allocation Board Meeting, February 24, 2021

ATTACHMENT B

District: Los Angeles Unified
 School Name: La Salle Avenue Elementary
 County: Los Angeles
 Application Number: 57/64733-00-000

	<i>Type of Adj.</i>	<i>K-6</i>	<i>7-8</i>	<i>9-12</i>	<i>Non-Severe</i>	<i>Severe</i>
<i>Current Baseline Eligibility</i>		566	0	0	0	0
<i>Adjustment Per This Item</i>	e	0	0	0	3	0
<i>Net Baseline Eligibility</i>		566	0	0	3	0

District: Los Angeles Unified
 School Name: Main Street Elementary
 County: Los Angeles
 Application Number: 57/64733-00-000

	<i>Type of Adj.</i>	<i>K-6</i>	<i>7-8</i>	<i>9-12</i>	<i>Non-Severe</i>	<i>Severe</i>
<i>Current Baseline Eligibility</i>		289	0	0	0	0
<i>Adjustment Per This Item</i>	d1	862	0	0	26	0
<i>Net Baseline Eligibility</i>		1,151	0	0	26	0

District: Millville Elementary
 School Name: Millville Elementary
 County: Shasta
 Application Number: 57/70052-00-000

	<i>Type of Adj.</i>	<i>K-6</i>	<i>7-8</i>	<i>9-12</i>	<i>Non-Severe</i>	<i>Severe</i>
<i>Current Baseline Eligibility</i>		34	1	0	0	0
<i>Adjustment Per This Item</i>	e	6	2	0	0	0
<i>Adjustment Per This Item</i>	c	2	2	0	0	0
<i>Adjustment Per This Item</i>	d1	43	15	0	0	0
<i>Net Baseline Eligibility</i>		85	20	0	0	0

District: Monson-Sultana Joint Union Elementary
 School Name: Monson-Sultana Elementary
 County: Tulare
 Application Number: 57/72009-00-000

	<i>Type of Adj.</i>	<i>K-6</i>	<i>7-8</i>	<i>9-12</i>	<i>Non-Severe</i>	<i>Severe</i>
<i>Current Baseline Eligibility</i>		0	0	0	0	0
<i>Adjustment Per This Item</i>	d1	43	0	0	0	0
<i>Adjustment Per This Item</i>	c	-8	105	0	0	0
<i>Adjustment Per This Item</i>	c	15	3	0	0	0
<i>Net Baseline Eligibility</i>		50	108	0	0	0

State Allocation Board Meeting, February 24, 2021

ATTACHMENT B

District: Paradise Unified
 School Name: Ridgeview High
 County: Butte
 Application Number: 57/61531-00-000

	Type of Adj.	K-6	7-8	9-12	Non-Severe	Severe
<i>Current Baseline Eligibility</i>		0	0	172	0	0
<i>Adjustment Per This Item</i>	e	0	0	-27	0	0
<i>Adjustment Per This Item</i>	e	0	0	27	0	0
Net Baseline Eligibility		0	0	172	0	0

District: Romoland Elementary
 School Name: Romoland Elementary]
 County: Riverside
 Application Number: 57/67231-00-000

	Type of Adj.	K-6	7-8	9-12	Non-Severe	Severe
<i>Current Baseline Eligibility</i>		-8	34	0	-34	0
<i>Adjustment Per This Item</i>	e	8	0	0	0	0
<i>Adjustment Per This Item</i>	e	0	0	0	0	0
<i>Adjustment Per This Item</i>	g	-75	-6	0	34	0
<i>Adjustment Per This Item</i>	f	75	-28	0	0	0
<i>Adjustment Per This Item</i>	d1	306	0	0	0	0
Net Baseline Eligibility		306	0	0	0	0

District: San Bernardino City Unified
 School Name: Muscoy Elementary
 County: San Bernardino
 Application Number: 57/67876-00-000

	Type of Adj.	K-6	7-8	9-12	Non-Severe	Severe
<i>Current Baseline Eligibility</i>		24	0	0	0	0
<i>Adjustment Per This Item</i>	c	19	0	0	0	0
<i>Adjustment Per This Item</i>	d1	71	0	0	0	0
<i>Adjustment Per This Item</i>	c	7	0	0	0	0
<i>Adjustment Per This Item</i>	c	5	0	0	0	0
<i>Adjustment Per This Item</i>	d1	326	0	0	0	0
Net Baseline Eligibility		452	0	0	0	0

District: San Jacinto Unified
 School Name: San Jacinto Senior High
 County: Riverside
 Application Number: 57/67249-00-000

	Type of Adj.	K-6	7-8	9-12	Non-Severe	Severe
<i>Current Baseline Eligibility</i>		0	0	0	0	0
<i>Adjustment Per This Item</i>	c	0	0	163	-22	45
Net Baseline Eligibility		0	0	163	-22	45

State Allocation Board Meeting, February 24, 2021

ATTACHMENT B

District: San Marino Unified
 School Name: Huntington Intermediate
 County: Los Angeles
 Application Number: 57/64964-00-000

	Type of Adj.	K-6	7-8	9-12	Non-Severe	Severe
<i>Current Baseline Eligibility</i>		0	25	0	-16	-9
<i>Adjustment Per This Item</i>	f	0	2	0	11	9
<i>Adjustment Per This Item</i>	d1	0	369	0	11	17
<i>Adjustment Per This Item</i>	g	0	-27	0	5	0
<i>Adjustment Per This Item</i>	c	0	0	0	0	0
Net Baseline Eligibility		0	369	0	11	17

District: South San Francisco Unified
 School Name: Monte Verde Elementary
 County: San Mateo
 Application Number: 57/69070-00-000

	Type of Adj.	K-6	7-8	9-12	Non-Severe	Severe
<i>Current Baseline Eligibility</i>		38	0	0	0	0
<i>Adjustment Per This Item</i>	c	11	0	0	0	0
<i>Adjustment Per This Item</i>	d1	72	0	0	0	0
<i>Adjustment Per This Item</i>	c	7	0	0	0	0
<i>Adjustment Per This Item</i>	d1	32	0	0	0	0
Net Baseline Eligibility		160	0	0	0	0

District: Trinity Alps Unified
 School Name: Trinity High
 County: Trinity
 Application Number: 57/76513-00-000

	Type of Adj.	K-6	7-8	9-12	Non-Severe	Severe
<i>Current Baseline Eligibility</i>		0	0	410	0	0
<i>Adjustment Per This Item</i>	g	0	0	-54	45	9
<i>Adjustment Per This Item</i>	d1	0	0	69	8	1
Net Baseline Eligibility		0	0	425	53	10

District: Twin Rivers Unified
 School Name: Allison (Warren A.) Elementary
 County: Sacramento
 Application Number: 57/76505-00-000

	Type of Adj.	K-6	7-8	9-12	Non-Severe	Severe
<i>Current Baseline Eligibility</i>		0	0	0	0	0
<i>Adjustment Per This Item</i>	d1	12	0	0	2	0
<i>Adjustment Per This Item</i>	c	53	0	0	16	0
<i>Adjustment Per This Item</i>	d1	-40	0	0	9	0
<i>Adjustment Per This Item</i>	c	4	0	0	2	0
Net Baseline Eligibility		29	0	0	29	0

State Allocation Board Meeting, February 24, 2021

ATTACHMENT B

District: Twin Rivers Unified
 School Name: Madison Elementary
 County: Sacramento
 Application Number: 57/76505-00-000

	<i>Type of Adj.</i>	<i>K-6</i>	<i>7-8</i>	<i>9-12</i>	<i>Non-Severe</i>	<i>Severe</i>
<i>Current Baseline Eligibility</i>		0	0	0	0	9
<i>Adjustment Per This Item</i>	c	148	0	0	17	-20
<i>Adjustment Per This Item</i>	d1	45	0	0	12	11
<i>Net Baseline Eligibility</i>		193	0	0	29	0

District: William S. Hart Union High
 School Name: Placerita Junior High
 County: Los Angeles
 Application Number: 57/65136-00-000

	<i>Type of Adj.</i>	<i>K-6</i>	<i>7-8</i>	<i>9-12</i>	<i>Non-Severe</i>	<i>Severe</i>
<i>Current Baseline Eligibility</i>		0	38	0	-38	0
<i>Adjustment Per This Item</i>	g	0	-32	0	29	4
<i>Adjustment Per This Item</i>	f	0	-6	0	9	-4
<i>Adjustment Per This Item</i>	d1	0	145	0	4	0
<i>Adjustment Per This Item</i>	d1	0	57	0	1	0
<i>Net Baseline Eligibility</i>		0	202	0	5	0

SCHOOL FACILITY PROGRAM UNFUNDED APPROVALS

(Lack of AB 55 Loans)

PURPOSE OF REPORT

To present to the State Allocation Board (Board) a list of School Facility Program (SFP) applications for unfunded approval.

DESCRIPTION

At the January 2021 Board meeting, the Board elected to provide an increase adjustment of 1.42 percent to SFP projects for calendar year 2021. The projects listed on the Attachment reflect the Board's action of the adoption of the 1.42 percent increase based on the RS Means Construction Cost Index. In addition, the project applications represent SFP New Construction, Modernization, Charter School and Overcrowding Relief Grant projects in date order of a complete application being received by the Office of Public School Construction (OPSC).

AUTHORITY

SFP Regulation Section 1859.2 defines an Unfunded List (Lack of AB 55 Loans) as an information list of unfunded projects that was created due to the State's inability to provide interim financing from the Pooled Money Investment Account (AB 55 loans) to fund school construction projects as declared in the Department of Finance Budget Letter #33 issued on December 18, 2008.

SFP Regulation Section 1859.95 states:

"When the Board has no funds to apportion ..., the Board will also accept and process applications for apportionment for purposes of developing an Unfunded List based on the date the application is ready for Apportionment, with the exception of New Construction funding applications that utilize eligibility generated by the Alternative Enrollment Projection.

An application for funding included on an Unfunded List is eligible for reimbursement subject to adjustments in the New Construction Grants amount pursuant to Section 1859.77."

BACKGROUND

At the March 11, 2009 SAB meeting, the Board requested that Staff continue to process applications to the Board for unfunded approval, up to the bonding authority. The Attachment reflects applications being presented for unfunded approval, including SFP modernization and new construction projects in date order of a complete application being received by the OPSC. The list also includes health and safety facility hardship applications for funding that have been processed and are ready for approval regardless of received date. The unfunded approval of the applications as reflected on the Attachment does not constitute a guarantee of future funding.

RECOMMENDATIONS

1. Approve the SFP applications as presented on the Attachment.
2. Provide that these unfunded approvals do not constitute a guarantee of future funding.

ATTACHMENT
UNFUNDED APPROVALS
(Lack of AB 55 Loans)

State Allocation Board Meeting, February 24, 2021

County	District	School Site	Application Number	Received Date	Grant Amount
LOS ANGELES	LOS ANGELES UNIFIED	FROST (ROBERT) JUNIOR HIGH	57/64733-00-632	9/13/2017	\$5,892,244.00
RIVERSIDE	ROMOLAND ELEMENTARY	ROMOLAND ELEMENTARY	57/67231-00-002	11/14/2017	\$3,013,867.00
TULARE	VISALIA UNIFIED	MINERAL KING ELEMENTARY	57/72256-00-022	11/16/2017	\$4,646,499.00
SACRAMENTO	ELK GROVE UNIFIED	FRANKLIN HIGH/TOBY JOHNSON MIDDLE	57/67314-00-020	11/28/2017	\$1,336,499.00
SAN JOAQUIN	LAMMERSVILLE JOINT UNIFIED	MOUNTAIN HOUSE HIGH	50/76760-00-008	11/29/2017	\$1,867,320.00
RIVERSIDE	SAN JACINTO UNIFIED	SAN JACINTO SENIOR HIGH	57/67249-00-008	11/29/2017	\$1,872,903.00
RIVERSIDE	CORONA-NORCO UNIFIED	CENTENNIAL HIGH	57/67033-00-017	11/30/2017	\$1,748,850.00
ORANGE	FULLERTON JOINT UNION HIGH	FULLERTON HIGH	57/66514-00-018	12/1/2017	\$1,278,746.00
SHASTA	MILLVILLE ELEMENTARY	MILLVILLE ELEMENTARY	50/70052-00-002	12/4/2017	\$511,118.00
SHASTA	MILLVILLE ELEMENTARY	MILLVILLE ELEMENTARY	57/70052-00-003	12/4/2017	\$1,323,191.00
SACRAMENTO	ELK GROVE UNIFIED	LAGUNA CREEK HIGH	57/67314-00-021	12/5/2017	\$3,970,631.00
LOS ANGELES	LOS ANGELES UNIFIED	LA SALLE AVENUE ELEMENTARY	57/64733-00-639	12/5/2017	\$3,944,206.00
ORANGE	BUENA PARK ELEMENTARY	BUENS PARK JUNIOR HIGH	57/66456-00-008	12/7/2017	\$2,675,862.00
ORANGE	BUENA PARK ELEMENTARY	GILBERT (CARL E.) ELEMENTARY	57/66456-00-009	12/7/2017	\$1,595,502.00
ORANGE	BUENA PARK ELEMENTARY	WHITAKER (JAMES A.) ELEMENTARY	57/66456-00-010	12/7/2017	\$2,274,811.00
ORANGE	BUENA PARK ELEMENTARY	EMERY (CHARLES G.) ELEMENTARY	57/66456-00-011	12/7/2017	\$1,044,415.00
ORANGE	BUENA PARK ELEMENTARY	PENDLETON (MABLE L.) ELEMENTARY	57/66456-00-012	12/7/2017	\$810,699.00
ORANGE	CENTRALIA ELEMENTARY	CENTRALIA ELEMENTARY	57/66472-00-010	12/7/2017	\$1,609,478.00
SAN BENITO	HOLLISTER ELEMENTARY	SUNNYSLOPE ELEMENTARY	50/67470-00-004	12/7/2017	\$5,213,674.00
SAN BERNARDINO	SAN BERNARDINO CITY UNIFIED	MUSCOY ELEMENTARY	57/67876-00-106	12/7/2017	\$564,401.00
SAN DIEGO	SAN YSIDRO ELEMENTARY	SMYTHE ELEMENTARY	57/68379-00-002	12/7/2017	\$3,535,598.00
SAN DIEGO	SAN YSIDRO ELEMENTARY	LA MIRADA ELEMENTARY	57/68379-00-003	12/7/2017	\$2,712,646.00
SANTA BARBARA	SANTA YNEZ VALLEY UNION HIGH	SANTA YNEZ VALLEY UNION HIGH	57/69328-00-001	12/7/2017	\$2,116,404.00
KERN	WASCO UNION ELEMENTARY	TERESA BURKE ELEMENTARY #4	50/63842-00-004	12/11/2017	\$1,237,907.00
STANISLAUS	CERES UNIFIED	CENTRAL VALLEY HIGH	50/71043-00-034	12/14/2017	\$2,184,128.00
ORANGE	BUENA PARK ELEMENTARY	COREY (ARTHUR F.) ELEMENTARY	57/66456-00-013	12/15/2017	\$1,110,159.00
ORANGE	BUENA PARK ELEMENTARY	BEATTY (GORDON H.) ELEMENTARY	57/66456-00-014	12/15/2017	\$1,374,906.00
TRINITY	TRINITY ALPS UNIFIED	TRINITY HIGH	57/76513-00-001	12/15/2017	\$2,319,401.00
LOS ANGELES	DOWNEY UNIFIED	GAULDIN ELEMENTARY	57/64451-00-031	12/18/2017	\$2,256,924.00
RIVERSIDE	BEAUMONT UNIFIED	STARLIGHT ELEMENTARY	50/66993-00-019	12/19/2017	\$16,102,827.00
FRESNO	KERMAN UNIFIED	KERMAN HIGH	50/73999-00-009	12/19/2017	\$8,305,885.00
SAN DIEGO	DEL MAR UNION	CARMEL DEL MAR ELEMENTARY	57/68056-00-004	12/22/2017	\$262,577.00
ORANGE	IRVINE UNIFIED	STONE CREEK ELEMENTARY	50/73650-00-034	12/26/2017	\$727,603.00
LOS ANGELES	LOWELL JOINT ELEMENTARY	OLITA ELEMENTARY	57/64766-00-001	12/26/2017	\$3,404,552.00
ORANGE	IRVINE UNIFIED	STONE CREEK ELEMENTARY	57/73650-00-024	12/26/2017	\$896,562.00
ALAMEDA	HAYWARD UNIFIED	HAYWARD HIGH	57/61192-00-003	12/28/2017	\$10,697,991.00
ALAMEDA	HAYWARD UNIFIED	MT. EDEN HIGH	57/61192-00-003	12/28/2017	\$11,418,339.00
FRESNO	CLOVIS UNIFIED	BUCHANAN HIGH	57/62117-00-056	1/2/2018	\$10,099,786.00
ORANGE	CYPRESS ELEMENTARY	LANDELL (MARGARET) ELEMENTARY	57/66480-00-006	1/2/2018	\$1,078,807.00
ALAMEDA	FREMONT UNIFIED	AMERICAN HIGH	50/61176-09-002	1/2/2018	\$9,666,787.00
SACRAMENTO	ELK GROVE UNIFIED	VALLEY HIGH	57/67314-00-022	1/4/2018	\$1,714,435.00
MERCED	MERCED CITY ELEMENTARY	FRANKLIN ELEMENTARY	50/65771-00-023	1/4/2018	\$917,210.00
RIVERSIDE	JURUPA UNIFIED	RUBIDOUX HIGH	57/67090-00-014	1/8/2018	\$5,386,382.00
RIVERSIDE	MENIFEE UNION ELEMENTARY	TAAWILA ELEMENTARY	50/67116-00-016	1/10/2018	\$16,026,910.00
LOS ANGELES	ALHAMBRA UNIFIED	REPETTO ELEMENTARY	57/75713-00-028	1/16/2018	\$3,207,823.00
LOS ANGELES	ALHAMBRA UNIFIED	MONTEREY HIGHLANDS ELEMENTARY	57/75713-00-029	1/16/2018	\$1,867,011.00
LOS ANGELES	REDONDO BEACH UNIFIED	REDONDO HIGH	50/75341-00-001	1/16/2018	\$2,479,159.00
LOS ANGELES	WILLIAM S. HART UNION HIGH	PLACERITA JUNIOR HIGH	57/65136-00-010	1/16/2018	\$1,576,216.00
TULARE	MONSON-SULTANA JOINT UNION ELEMENTARY	MONSON-SULTANA ELEMENTARY	50/72009-00-002	1/22/2018	\$376,966.00
TULARE	MONSON-SULTANA JOINT UNION ELEMENTARY	MONSON-SULTANA ELEMENTARY	57/72009-00-002	1/22/2018	\$149,795.00
SACRAMENTO	ELK GROVE UNIFIED	SIERRA-ENTERPRISE ELEMENTARY	57/67314-00-023	1/24/2018	\$1,691,212.00
SACRAMENTO	ELK GROVE UNIFIED	FLORIN HIGH	57/67314-00-024	1/25/2018	\$3,326,004.00

ATTACHMENT
 UNFUNDED APPROVALS
 (Lack of AB 55 Loans)
 State Allocation Board Meeting, February 24, 2021

County	District	School Site	Application Number	Received Date	Grant Amount
SOLANO	FAIRFIELD-SUISUN UNIFIED	PUBLIC SAFETY ACADEMY	50/70540-00-027	1/25/2018	\$5,533,642.00
ORANGE	IRVINE UNIFIED	IRVINE HIGH	57/73650-00-025	1/25/2018	\$4,256,129.00
ORANGE	IRVINE UNIFIED	UNIVERSITY HIGH	57/73650-00-026	1/25/2018	\$735,286.00
ORANGE	IRVINE UNIFIED	CREEKSIDE HIGH	50/73650-00-034	1/25/2018	\$1,166,945.00
ORANGE	IRVINE UNIFIED	SIERRA VISTA MIDDLE	50/73650-00-036	1/25/2018	\$1,671,605.00
ORANGE	IRVINE UNIFIED	SOUTH LAKE MIDDLE	50/73650-00-037	1/25/2018	\$919,005.00
MERCED	MERCED CITY ELEMENTARY	LUTHER BURBANK ELEMENTARY	57/65771-00-015	1/25/2018	\$1,881,349.00
LOS ANGELES	LOS ANGELES UNIFIED	HARRISON STREET ELEMENTARY	57/64733-00-641	2/12/2018	\$1,938,556.00
LOS ANGELES	LOS ANGELES UNIFIED	MAIN STREET ELEMENTARY	57/64733-00-643	2/12/2018	\$7,619,318.00
RIVERSIDE	TEMECULA VALLEY UNIFIED	TEMECULA MIDDLE	57/75192-00-009	2/13/2018	\$5,205,083.00
MERCED	ATWATER ELEMENTARY	MITCHELL INTERMEDIATE	57/65631-00-007	2/15/2018	\$4,734,327.00
MERCED	ATWATER ELEMENTARY	BELLEVUE	57/65631-00-008	2/15/2018	\$495,026.00
SAN DIEGO	GROSSMONT UNION HIGH	GRANITE HILLS HIGH	57/68130-00-027	2/15/2018	\$750,812.00
SACRAMENTO	TWIN RIVERS UNIFIED	ALLISON (WARREN A.) ELEMENTARY	57/76505-00-055	2/16/2018	\$480,030.00

Program	Amount (in Dollars)
New Construction	\$74,908,691.00
Modernization	\$139,902,250.00
Total	\$214,810,941.00

APPLICANT DATA			
Applicant:	Los Angeles Unified	PTN:	64733 - 5342
Application No:	57/64733-00-632	County:	Los Angeles
School Name:	FROST (ROBERT) JUNIOR HIGH		

HISTORY OF PROJECT FUNDING					
	Fund Code	Proposition	Previously Authorized	Authorized This Action	Unfunded Approval This Action
<u>State Share</u>					
Modernization/Add. Grant	951-570	51	\$	\$ 5,892,244.00	\$ 5,892,244.00
<u>Applicant Share</u>					
District Contribution				3,928,163.00	
Total			\$ <u>0.00</u>	\$ <u>9,820,407.00</u>	\$ <u>5,892,244.00</u>
Funding Source: Proposition 51 Bonds/2016-Nov.					

APPLICATION DATA	
Type of Project:	Middle School
Pupils Assigned Under 50 Yrs:	7-8: 1125
Recommended Acres:	28.3
Existing Acres:	23.76

PROGRAM GRANT DATA	
Accessibility Fire Grant	\$ 171,619.00
Base Grant - Under 50Yr	\$ 5,720,625.00
Total State Share (60%)	5,892,244.00
Applicant Share (40%)	3,928,163.00
Total Project Cost	\$ <u>9,820,407.00</u>

STIPULATED TERMS & NEXT STEPS
<p>This application is placed on the Unfunded List (Lack of AB 55 Loans) pursuant to the Board's action on March 11, 2009. This approval does not constitute a guarantee or commitment of future state funding.</p> <p>The Applicant shall ensure that it is in compliance with all applicable laws, regulations and certifications it made on the program forms.</p> <p>The Applicant is responsible for ensuring that the project is compliant with Prevailing Wage Monitoring and/or Labor Compliance Program requirements at the time construction contracts are executed and/or construction commenced.</p> <p>The Applicant is required to submit a signed Grant Agreement pursuant to School Facility Program Regulation Section 1859.90.4 for the project prior to or concurrent with a request for the release of funds.</p>

APPLICANT DATA

Applicant:	Romoland Elementary	PTN:	67231 - 16
Application No:	57/67231-00-002	County:	Riverside
School Name:	ROMOLAND ELEMENTARY		

HISTORY OF PROJECT FUNDING

	Fund Code	Proposition	Previously Authorized	Authorized This Action	Unfunded Approval This Action
State Share					
Modernization/Add. Grant	951-570	51	\$	\$ 3,013,867.00	\$ 3,013,867.00
Applicant Share					
District Contribution				2,009,244.67	
Total			\$ <u>0.00</u>	\$ <u>5,023,111.67</u>	\$ <u>3,013,867.00</u>
Funding Source: Proposition 51 Bonds/2016-Nov.					

APPLICATION DATA

Type of Project:		
Pupils Assigned Under 50 Yrs:	K-6:	306
Recommended Acres:		9.8
Existing Acres:		11.0

PROGRAM GRANT DATA

Accessibility Fire Grant	\$	44,137.00
Base Grant	\$	1,450,746.00
Base Grant - Under 50Yr	\$	1,471,248.00
Fire Detection	\$	47,736.00
Total State Share (60%)		3,013,867.00
Applicant Share (40%)		2,009,244.67
Total Project Cost	\$	<u>5,023,111.67</u>

STIPULATED TERMS & NEXT STEPS

The Applicant is required to submit a signed Grant Agreement pursuant to School Facility Program Regulation Section 1859.90.4 for the project prior to or concurrent with a request for the release of funds.

The Applicant shall ensure that it is in compliance with all applicable laws, regulations and certifications it made on the program forms.

The Applicant is responsible for ensuring that the project is compliant with Prevailing Wage Monitoring and/or Labor Compliance Program requirements at the time construction contracts are executed and/or construction commenced.

This application is placed on the Unfunded List (Lack of AB 55 Loans) pursuant to the Board's action on March 11, 2009. This approval does not constitute a guarantee or commitment of future state funding.

APPLICANT DATA

Applicant:	Visalia Unified	PTN:	72256 - 170
Application No:	57/72256-00-022	County:	Tulare
School Name:	MINERAL KING ELEMENTARY		

HISTORY OF PROJECT FUNDING

	Fund Code	Proposition	Previously Authorized	Authorized This Action	Unfunded Approval This Action
State Share					
Modernization/Add. Grant	951-570	51	\$	\$ 4,646,499.00	\$ 4,646,499.00
Applicant Share					
District Contribution				3,054,592.00	
Total			\$ <u>0.00</u>	\$ <u>7,701,091.00</u>	\$ <u>4,646,499.00</u>
Funding Source: Proposition 51 Bonds/2016-Nov.					

APPLICATION DATA

Type of Project:	Elementary School	
Pupils Assigned Under 50 Yrs:	K-6:	882
	Non-Severe:	13
 Recommended Acres:	10.2	
Existing Acres:	14.0	

PROGRAM GRANT DATA

Accessibility Fire Grant	\$	131,218.00
Base Grant - Under 50Yr	\$	4,373,945.00
Fire Detection	\$	141,336.00
Total State Share (60%)		4,646,499.00
Applicant Share (40%)		3,054,592.00
Total Project Cost	\$	<u>7,701,091.00</u>

STIPULATED TERMS & NEXT STEPS

The Applicant is required to submit a signed Grant Agreement pursuant to School Facility Program Regulation Section 1859.90.4 for the project prior to or concurrent with a request for the release of funds.

The Applicant shall ensure that it is in compliance with all applicable laws, regulations and certifications it made on the program forms.

The Applicant is responsible for ensuring that the project is compliant with Prevailing Wage Monitoring and/or Labor Compliance Program requirements at the time construction contracts are executed and/or construction commenced.

This application is placed on the Unfunded List (Lack of AB 55 Loans) pursuant to the Board's action on March 11, 2009. This approval does not constitute a guarantee or commitment of future state funding.

APPLICANT DATA

Applicant:	Elk Grove Unified	PTN:	67314 - 171
Application No:	57/67314-00-020	County:	Sacramento
School Name:	FRANKLIN HIGH/TOBY JOHNSON MIDDLE		

HISTORY OF PROJECT FUNDING

	Fund Code	Proposition	Previously Authorized	Authorized This Action	Unfunded Approval This Action
State Share					
Modernization/Add. Grant	951-570	51	\$	1,336,499.00 \$	1,336,499.00
Applicant Share					
District Contribution				890,999.00	
Total			\$ <u>0.00</u>	\$ <u>2,227,498.00</u>	\$ <u>1,336,499.00</u>

Funding Source: Proposition 51 Bonds/2016-Nov.

APPLICATION DATA

Type of Project:	High School
Pupils Assigned Under 50 Yrs:	
9-12	183
Severe:	2
Recommended Acres:	60.3
Existing Acres:	46.11

PROGRAM GRANT DATA

Accessibility Fire Grant	\$	37,472.00
Base Grant - Under 50Yr	\$	1,249,064.00
Small Size Project	\$	49,963.00
Total State Share (60%)		1,336,499.00
Applicant Share (40%)		890,999.00
Total Project Cost	\$	<u>2,227,498.00</u>

STIPULATED TERMS & NEXT STEPS

This application is placed on the Unfunded List (Lack of AB 55 Loans) pursuant to the Board's action on March 11, 2009. This approval does not constitute a guarantee or commitment of future state funding.

The Applicant shall ensure that it is in compliance with all applicable laws, regulations and certifications it made on the program forms.

The Applicant is required to submit a signed Grant Agreement pursuant to School Facility Program Regulation Section 1859.90.4 for the project prior to or concurrent with a request for the release of funds.

The Applicant is responsible for ensuring that the project is compliant with Prevailing Wage Monitoring and/or Labor Compliance Program requirements at the time construction contracts are executed and/or construction commenced.

APPLICANT DATA			
Applicant:	Lammersville Joint Unified	PTN:	76760 - 7
Application No:	50/76760-00-008	County:	San Joaquin
School Name:	MOUNTAIN HOUSE HIGH	Filing Basis:	District-wide

HISTORY OF PROJECT FUNDING					
	Fund Code	Proposition	Previously Authorized	Authorized This Action	Unfunded Approval This Action
State Share					
New Construction/Add. Grant	951-500	51	\$	1,867,320.00	\$ 1,867,320.00
Applicant Share					
District Contribution				1,867,320.00	
Total			\$ 0.00	\$ 3,734,640.00	\$ 1,867,320.00

Funding Source: Proposition 51 Bonds/2016-Nov.

APPLICATION DATA		
Type of Project:	High School	
Pupils Assigned:	9-12	108
Number of Classrooms:		4
Addition to Existing Site:		No
Master Plan Acres:		55.2
Recommended Acres:		52.6
Existing Acres:		45.5

PROGRAM GRANT DATA	
Automatic Sprinkler System	\$ 28,296.00
Base Grant	\$ 1,835,352.00
Fire Detection	\$ 3,672.00
Total State Share (50%)	1,867,320.00
Applicant Share (50%)	1,867,320.00
Total Project Cost	\$ 3,734,640.00

STIPULATED TERMS & NEXT STEPS
<p>The Applicant is required to submit a signed Grant Agreement pursuant to School Facility Program Regulation Section 1859.90.4 for the project prior to or concurrent with a request for the release of funds.</p> <p>The Applicant shall ensure that it is in compliance with all applicable laws, regulations and certifications it made on the program forms.</p> <p>The Applicant is responsible for ensuring that the project is compliant with Prevailing Wage Monitoring and/or Labor Compliance Program requirements at the time construction contracts are executed and/or construction commenced.</p> <p>This application is placed on the Unfunded List (Lack of AB 55 Loans) pursuant to the Board's action on March 11, 2009. This approval does not constitute a guarantee or commitment of future state funding.</p>

APPLICANT DATA

Applicant:	San Jacinto Unified	PTN:	67249 - 79
Application No:	57/67249-00-008	County:	Riverside
School Name:	SAN JACINTO SENIOR HIGH		

HISTORY OF PROJECT FUNDING

	Fund Code	Proposition	Previously Authorized	Authorized This Action	Unfunded Approval This Action
State Share					
Modernization/Add. Grant	951-570	51	\$	\$ 1,872,903.00	\$ 1,872,903.00
Applicant Share					
District Contribution				1,248,602.00	
Total			\$	\$ <u>3,121,505.00</u>	\$ <u>1,872,903.00</u>
Funding Source: Proposition 51 Bonds/2016-Nov.					

APPLICATION DATA

Type of Project:	High School
Pupils Assigned Under 50 Yrs:	
K-6:	0
7-8:	0
9-12	163
Non-Severe:	0
Severe:	45

PROGRAM GRANT DATA

Accessibility Fire Grant	\$	53,246.00
Base Grant - Under 50Yr	\$	1,774,879.00
Fire Detection	\$	44,778.00
Total State Share (60%)		1,872,903.00
Applicant Share (40%)		1,248,602.00
Total Project Cost	\$	<u>3,121,505.00</u>

Recommended Acres:	60.3
Existing Acres:	41.6

STIPULATED TERMS & NEXT STEPS

The Applicant is required to submit a signed Grant Agreement pursuant to School Facility Program Regulation Section 1859.90.4 for the project prior to or concurrent with a request for the release of funds.

The Applicant shall ensure that it is in compliance with all applicable laws, regulations and certifications it made on the program forms.

The Applicant is responsible for ensuring that the project is compliant with Prevailing Wage Monitoring and/or Labor Compliance Program requirements at the time construction contracts are executed and/or construction commenced.

This application is placed on the Unfunded List (Lack of AB 55 Loans) pursuant to the Board's action on March 11, 2009. This approval does not constitute a guarantee or commitment of future state funding.

APPLICANT DATA

Applicant:	Corona-Norco Unified	PTN:	67033 - 276
Application No:	57/67033-00-017	County:	Riverside
School Name:	CENTENNIAL HIGH		

HISTORY OF PROJECT FUNDING

	Fund Code	Proposition	Previously Authorized	Authorized This Action	Unfunded Approval This Action
State Share					
Modernization/Add. Grant	951-570	51	\$	1,748,850.00 \$	1,748,850.00
Applicant Share					
District Contribution				1,149,640.00	
Total			\$	<u>0.00</u> \$	<u>1,748,850.00</u>
Funding Source: Proposition 51 Bonds/2016-Nov.					

APPLICATION DATA

Type of Project:	High School
Pupils Assigned Under 50 Yrs:	9-12 214
Recommended Acres:	70.5
Existing Acres:	37.22

PROGRAM GRANT DATA

Accessibility Fire Grant	\$ 42,744.00
Base Grant - Under 50Yr	\$ 1,424,812.00
Fire Detection	\$ 33,384.00
Urban / Security / Impacted Site	\$ 247,910.00
Total State Share (60%)	<u>1,748,850.00</u>
Applicant Share (40%)	<u>1,149,640.00</u>
Total Project Cost	<u>\$ 2,898,490.00</u>

STIPULATED TERMS & NEXT STEPS

The Applicant is required to submit a signed Grant Agreement pursuant to School Facility Program Regulation Section 1859.90.4 for the project prior to or concurrent with a request for the release of funds.

The Applicant shall ensure that it is in compliance with all applicable laws, regulations and certifications it made on the program forms.

The Applicant is responsible for ensuring that the project is compliant with Prevailing Wage Monitoring and/or Labor Compliance Program requirements at the time construction contracts are executed and/or construction commenced.

This application is placed on the Unfunded List (Lack of AB 55 Loans) pursuant to the Board's action on March 11, 2009. This approval does not constitute a guarantee or commitment of future state funding.

APPLICANT DATA

Applicant:	Fullerton Joint Union High	PTN:	66514 - 82
Application No:	57/66514-00-018	County:	Orange
School Name:	FULLERTON HIGH		

HISTORY OF PROJECT FUNDING

	Fund Code	Proposition	Previously Authorized	Authorized This Action	Unfunded Approval This Action
State Share					
Modernization/Add. Grant	951-570	51	\$	\$ 1,278,746.00	\$ 1,278,746.00
Applicant Share					
District Contribution				852,497.00	
Total			\$ <u>0.00</u>	\$ <u>2,131,243.00</u>	\$ <u>1,278,746.00</u>
Funding Source: Proposition 51 Bonds/2016-Nov.					

APPLICATION DATA

Type of Project:	High School
Pupils Assigned Under 50 Yrs:	9-12 0
Pupils Assigned Over 50 Yrs:	9-12 111
Recommended Acres:	52.6
Existing Acres:	31.13

PROGRAM GRANT DATA

Accessibility Fire Grant	\$ 30,796.00
Base Grant - Over 50Yr	\$ 1,026,528.00
Fire Detection	\$ 17,316.00
Small Size Project	\$ 41,061.00
Urban / Security / Impacted Site	\$ 163,045.00
Total State Share (60%)	1,278,746.00
Applicant Share (40%)	852,497.00
Total Project Cost	\$ <u>2,131,243.00</u>

STIPULATED TERMS & NEXT STEPS

The Applicant is required to submit a signed Grant Agreement pursuant to School Facility Program Regulation Section 1859.90.4 for the project prior to or concurrent with a request for the release of funds.

The Applicant shall ensure that it is in compliance with all applicable laws, regulations and certifications it made on the program forms.

The Applicant is responsible for ensuring that the project is compliant with Prevailing Wage Monitoring and/or Labor Compliance Program requirements at the time construction contracts are executed and/or construction commenced.

This application is placed on the Unfunded List (Lack of AB 55 Loans) pursuant to the Board's action on March 11, 2009. This approval does not constitute a guarantee or commitment of future state funding.

APPLICANT DATA			
Applicant:	Millville Elementary	PTN:	70052 - 3
Application No:	50/70052-00-002	County:	Shasta
School Name:	MILLVILLE ELEMENTARY	Filing Basis:	District-wide

HISTORY OF PROJECT FUNDING					
	Fund Code	Proposition	Previously Authorized	Authorized This Action	Unfunded Approval This Action
State Share					
New Construction/Add. Grant	951-500	51	\$	\$ 511,118.00	\$ 511,118.00
Applicant Share					
District Contribution				511,118.00	
Total			\$ <u>0.00</u>	\$ <u>1,022,236.00</u>	\$ <u>511,118.00</u>
Funding Source: Proposition 51 Bonds/2016-Nov.					

APPLICATION DATA	
Type of Project:	Elementary School
Pupils Assigned:	7-8: 27
Number of Classrooms:	1
Addition to Existing Site:	No
Recommended Acres:	8.7
Existing Acres:	8.5
Geographic Location	5%

PROGRAM GRANT DATA	
Automatic Sprinkler System	\$ 6,804.00
Base Grant	\$ 360,612.00
Fire Detection	\$ 540.00
Geographic Location	\$ 20,561.00
Project Assistance	\$ 7,723.00
Service Site Development	\$ 64,697.00
Small Size Project	\$ 43,273.00
Utilities	\$ 6,908.00
Total State Share (50%)	511,118.00
Applicant Share (50%)	511,118.00
Total Project Cost	\$ <u>1,022,236.00</u>

STIPULATED TERMS & NEXT STEPS
<p>The Applicant is required to submit a signed Grant Agreement pursuant to School Facility Program Regulation Section 1859.90.4 for the project prior to or concurrent with a request for the release of funds.</p> <p>The Applicant shall ensure that it is in compliance with all applicable laws, regulations and certifications it made on the program forms.</p> <p>The Applicant is responsible for ensuring that the project is compliant with Prevailing Wage Monitoring and/or Labor Compliance Program requirements at the time construction contracts are executed and/or construction commenced.</p> <p>This application is placed on the Unfunded List (Lack of AB 55 Loans) pursuant to the Board's action on March 11, 2009. This approval does not constitute a guarantee or commitment of future state funding.</p>

APPLICANT DATA

Applicant:	Millville Elementary	PTN:	70052 - 3
Application No:	57/70052-00-003	County:	Shasta
School Name:	MILLVILLE ELEMENTARY		

HISTORY OF PROJECT FUNDING

	Fund Code	Proposition	Previously Authorized	Authorized This Action	Unfunded Approval This Action
State Share					
Modernization/Add. Grant	951-570	51	\$	\$ 817,992.00	\$ 817,992.00
Applicant Share					
District Contribution				40,129.00	
Financial Hardship	951-570	51		505,199.00	\$ 505,199.00
Total			\$ <u>0.00</u>	\$ <u>1,363,320.00</u>	\$ <u>1,323,191.00</u>
Funding Source: Proposition 51 Bonds/2016-Nov.					

APPLICATION DATA

Type of Project:	Elementary School	
Pupils Assigned Under 50 Yrs:	K-6:	0
	7-8:	0
Pupils Assigned Over 50 Yrs:	K-6:	85
	7-8:	20
Recommended Acres:		8.7
Existing Acres:		8.5

PROGRAM GRANT DATA

Accessibility Fire Grant	\$ 21,273.00
Base Grant - Over 50Yr	\$ 709,100.00
Fire Detection	\$ 16,380.00
Geographic Location	\$ 38,756.00
Project Assistance	\$ 4,119.00
Small Size Project	\$ 28,364.00
Total State Share (60%)	<u>817,992.00</u>
Applicant Share (40%)	<u>545,328.00</u>
Total Project Cost	<u>\$ 1,363,320.00</u>

STIPULATED TERMS & NEXT STEPS

The Applicant is required to submit a signed Grant Agreement pursuant to School Facility Program Regulation Section 1859.90.4 for the project prior to or concurrent with a request for the release of funds.

The Applicant shall ensure that it is in compliance with all applicable laws, regulations and certifications it made on the program forms.

The Applicant is responsible for ensuring that the project is compliant with Prevailing Wage Monitoring and/or Labor Compliance Program requirements at the time construction contracts are executed and/or construction commenced.

This application is placed on the Unfunded List (Lack of AB 55 Loans) pursuant to the Board's action on March 11, 2009. This approval does not constitute a guarantee or commitment of future state funding.

The Applicant qualifies for financial hardship pursuant to School Facility Program Regulation Section 1859.81(c)(4). The Applicant has demonstrated it is financially unable to provide all or a part of the matching funds and is levying the developer fees or equal alternative revenue source justified by law. The Applicant's total bonding capacity as of September 22, 2020 is \$5 million or less.

APPLICANT DATA

Applicant:	Elk Grove Unified	PTN:	67314 - 173
Application No:	57/67314-00-021	County:	Sacramento
School Name:	LAGUNA CREEK HIGH		

HISTORY OF PROJECT FUNDING

	Fund Code	Proposition	Previously Authorized	Authorized This Action	Unfunded Approval This Action
State Share					
Modernization/Add. Grant	951-570	51	\$	3,970,631.00 \$	3,970,631.00
Applicant Share					
District Contribution				2,647,087.00	
Total			\$	<u>6,617,718.00</u> \$	<u>3,970,631.00</u>

Funding Source: Proposition 51 Bonds/2016-Nov.

APPLICATION DATA

Type of Project:	High School
Pupils Assigned Under 50 Yrs:	9-12 579
Recommended Acres:	49.1
Existing Acres:	43.33

PROGRAM GRANT DATA

Accessibility Fire Grant	\$ 115,649.00
Base Grant - Under 50Yr	\$ 3,854,982.00
Total State Share (60%)	3,970,631.00
Applicant Share (40%)	2,647,087.00
Total Project Cost	<u>\$ 6,617,718.00</u>

STIPULATED TERMS & NEXT STEPS

This application is placed on the Unfunded List (Lack of AB 55 Loans) pursuant to the Board's action on March 11, 2009. This approval does not constitute a guarantee or commitment of future state funding.

The Applicant shall ensure that it is in compliance with all applicable laws, regulations and certifications it made on the program forms.

The Applicant is required to submit a signed Grant Agreement pursuant to School Facility Program Regulation Section 1859.90.4 for the project prior to or concurrent with a request for the release of funds.

The Applicant is responsible for ensuring that the project is compliant with Prevailing Wage Monitoring and/or Labor Compliance Program requirements at the time construction contracts are executed and/or construction commenced.

APPLICANT DATA

Applicant:	Los Angeles Unified	PTN:	64733 - 4818
Application No:	57/64733-00-639	County:	Los Angeles
School Name:	LA SALLE AVENUE ELEMENTARY		

HISTORY OF PROJECT FUNDING

	Fund Code	Proposition	Previously Authorized	Authorized This Action	Unfunded Approval This Action
<u>State Share</u>					
Modernization/Add. Grant	951-570	51	\$	\$ 3,944,206.00	\$ 3,944,206.00
<u>Applicant Share</u>					
District Contribution				2,592,472.00	
Total			\$ <u>0.00</u>	\$ <u>6,536,678.00</u>	\$ <u>3,944,206.00</u>
Funding Source: Proposition 51 Bonds/2016-Nov.					

APPLICATION DATA

Type of Project:	Elementary School	
Pupils Assigned Under 50 Yrs:	K-6:	0
	Non-Severe:	0
Pupils Assigned Over 50 Yrs:	K-6:	566
	Non-Severe:	3
Recommended Acres:	7.9	
Existing Acres:	5.5	

PROGRAM GRANT DATA

Accessibility Fire Grant	\$	114,708.00
Base Grant - Over 50Yr	\$	3,823,591.00
Prevailing Wage Monitoring	\$	5,907.00
Total State Share (60%)		3,944,206.00
Applicant Share (40%)		2,592,472.00
Total Project Cost	\$	<u>6,536,678.00</u>

STIPULATED TERMS & NEXT STEPS

The Applicant is required to submit a signed Grant Agreement pursuant to School Facility Program Regulation Section 1859.90.4 for the project prior to or concurrent with a request for the release of funds.

The Applicant shall ensure that it is in compliance with all applicable laws, regulations and certifications it made on the program forms.

The Applicant is responsible for ensuring that the project is compliant with Prevailing Wage Monitoring and/or Labor Compliance Program requirements at the time construction contracts are executed and/or construction commenced.

This application is placed on the Unfunded List (Lack of AB 55 Loans) pursuant to the Board's action on March 11, 2009. This approval does not constitute a guarantee or commitment of future state funding.

APPLICANT DATA

Applicant:	Buena Park Elementary	PTN:	66456 - 33
Application No:	57/66456-00-008	County:	Orange
School Name:	BUENA PARK JUNIOR HIGH		

HISTORY OF PROJECT FUNDING

	Fund Code	Proposition	Previously Authorized	Authorized This Action	Unfunded Approval This Action
State Share					
Modernization/Add. Grant	951-570	51	\$	\$ 2,675,862.00	\$ 2,675,862.00
Applicant Share					
District Contribution				1,783,908.00	
Total			\$ <u>0.00</u>	\$ <u>4,459,770.00</u>	\$ <u>2,675,862.00</u>
Funding Source: Proposition 51 Bonds/2016-Nov.					

APPLICATION DATA

Type of Project:	Middle School
Pupils Assigned Under 50 Yrs:	
7-8:	0
Pupils Assigned Over 50 Yrs:	
7-8:	360
Recommended Acres:	15.0
Existing Acres:	19.7

PROGRAM GRANT DATA

Accessibility Fire Grant	\$	76,302.00
Base Grant - Over 50Yr	\$	2,543,400.00
Fire Detection	\$	56,160.00
Total State Share (60%)		2,675,862.00
Applicant Share (40%)		1,783,908.00
Total Project Cost	\$	<u>4,459,770.00</u>

STIPULATED TERMS & NEXT STEPS

The Applicant is required to submit a signed Grant Agreement pursuant to School Facility Program Regulation Section 1859.90.4 for the project prior to or concurrent with a request for the release of funds.

The Applicant shall ensure that it is in compliance with all applicable laws, regulations and certifications it made on the program forms.

The Applicant is responsible for ensuring that the project is compliant with Prevailing Wage Monitoring and/or Labor Compliance Program requirements at the time construction contracts are executed and/or construction commenced.

This application is placed on the Unfunded List (Lack of AB 55 Loans) pursuant to the Board's action on March 11, 2009. This approval does not constitute a guarantee or commitment of future state funding.

APPLICANT DATA

Applicant:	Buena Park Elementary	PTN:	66456 - 32
Application No:	57/66456-00-009	County:	Orange
School Name:	GILBERT (CARL E.) ELEMENTARY		

HISTORY OF PROJECT FUNDING

	Fund Code	Proposition	Previously Authorized	Authorized This Action	Unfunded Approval This Action
State Share					
Modernization/Add. Grant	951-570	51	\$	\$ 1,595,502.00	\$ 1,595,502.00
Applicant Share					
District Contribution				1,063,668.00	
Total			\$ <u>0.00</u>	\$ <u>2,659,170.00</u>	\$ <u>1,595,502.00</u>
Funding Source: Proposition 51 Bonds/2016-Nov.					

APPLICATION DATA

Type of Project:	Elementary School	
Pupils Assigned Under 50 Yrs:	K-6:	0
	7-8:	0
	9-12	0
	Non-Severe:	0
	Severe:	0
Pupils Assigned Over 50 Yrs:	K-6:	214
	7-8:	0
	9-12	0
	Non-Severe:	6
	Severe:	0
Recommended Acres:	12.8	
Existing Acres:	8.0	

PROGRAM GRANT DATA

Accessibility Fire Grant	\$	45,448.00
Base Grant - Over 50Yr	\$	1,514,942.00
Fire Detection	\$	35,112.00
Total State Share (60%)		1,595,502.00
Applicant Share (40%)		1,063,668.00
Total Project Cost	\$	<u>2,659,170.00</u>

STIPULATED TERMS & NEXT STEPS

The Applicant is required to submit a signed Grant Agreement pursuant to School Facility Program Regulation Section 1859.90.4 for the project prior to or concurrent with a request for the release of funds.

The Applicant shall ensure that it is in compliance with all applicable laws, regulations and certifications it made on the program forms.

The Applicant is responsible for ensuring that the project is compliant with Prevailing Wage Monitoring and/or Labor Compliance Program requirements at the time construction contracts are executed and/or construction commenced.

This application is placed on the Unfunded List (Lack of AB 55 Loans) pursuant to the Board's action on March 11, 2009. This approval does not constitute a guarantee or commitment of future state funding.

APPLICANT DATA

Applicant:	Buena Park Elementary	PTN:	66456 - 31
Application No:	57/66456-00-010	County:	Orange
School Name:	WHITAKER (JAMES A.) ELEMENTARY		

HISTORY OF PROJECT FUNDING

	Fund Code	Proposition	Previously Authorized	Authorized This Action	Unfunded Approval This Action
State Share					
Modernization/Add. Grant	951-570	51	\$	\$ 2,274,811.00	\$ 2,274,811.00
Applicant Share					
District Contribution				1,516,541.00	
Total			\$ <u>0.00</u>	\$ <u>3,791,352.00</u>	\$ <u>2,274,811.00</u>

Funding Source: Proposition 51 Bonds/2016-Nov.

APPLICATION DATA

Type of Project:	Elementary School	
Pupils Assigned Under 50 Yrs:	K-6:	0
	Non-Severe:	4
Pupils Assigned Over 50 Yrs:	K-6:	298
	Non-Severe:	9
Recommended Acres:	10.2	
Existing Acres:	10.0	

PROGRAM GRANT DATA

Accessibility Fire Grant	\$	64,794.00
Base Grant - Over 50Yr	\$	2,118,773.00
Base Grant - Under 50Yr	\$	41,012.00
Fire Detection	\$	50,232.00
Total State Share (60%)		<u>2,274,811.00</u>
Applicant Share (40%)		<u>1,516,541.00</u>
Total Project Cost	\$	<u>3,791,352.00</u>

STIPULATED TERMS & NEXT STEPS

The Applicant is required to submit a signed Grant Agreement pursuant to School Facility Program Regulation Section 1859.90.4 for the project prior to or concurrent with a request for the release of funds.

The Applicant shall ensure that it is in compliance with all applicable laws, regulations and certifications it made on the program forms.

The Applicant is responsible for ensuring that the project is compliant with Prevailing Wage Monitoring and/or Labor Compliance Program requirements at the time construction contracts are executed and/or construction commenced.

This application is placed on the Unfunded List (Lack of AB 55 Loans) pursuant to the Board's action on March 11, 2009. This approval does not constitute a guarantee or commitment of future state funding.

APPLICANT DATA

Applicant:	Buena Park Elementary	PTN:	66456 - 30
Application No:	57/66456-00-011	County:	Orange
School Name:	EMERY (CHARLES G.) ELEMENTARY		

HISTORY OF PROJECT FUNDING

	Fund Code	Proposition	Previously Authorized	Authorized This Action	Unfunded Approval This Action
State Share					
Modernization/Add. Grant	951-570	51	\$	\$ 1,044,415.00	\$ 1,044,415.00
Applicant Share					
District Contribution				696,277.00	
Total			\$ <u>0.00</u>	\$ <u>1,740,692.00</u>	\$ <u>1,044,415.00</u>

Funding Source: Proposition 51 Bonds/2016-Nov.

APPLICATION DATA

Type of Project:	Elementary School	
Pupils Assigned Under 50 Yrs:	K-6:	0
Pupils Assigned Over 50 Yrs:	K-6:	143
Recommended Acres:		10.1
Existing Acres:		10.6

PROGRAM GRANT DATA

Accessibility Fire Grant	\$	28,657.00
Base Grant - Over 50Yr	\$	955,240.00
Fire Detection	\$	22,308.00
Small Size Project	\$	38,210.00
Total State Share (60%)		1,044,415.00
Applicant Share (40%)		696,277.00
Total Project Cost	\$	<u>1,740,692.00</u>

STIPULATED TERMS & NEXT STEPS

The Applicant is required to submit a signed Grant Agreement pursuant to School Facility Program Regulation Section 1859.90.4 for the project prior to or concurrent with a request for the release of funds.

The Applicant shall ensure that it is in compliance with all applicable laws, regulations and certifications it made on the program forms.

The Applicant is responsible for ensuring that the project is compliant with Prevailing Wage Monitoring and/or Labor Compliance Program requirements at the time construction contracts are executed and/or construction commenced.

This application is placed on the Unfunded List (Lack of AB 55 Loans) pursuant to the Board's action on March 11, 2009. This approval does not constitute a guarantee or commitment of future state funding.

APPLICANT DATA

Applicant:	Buena Park Elementary	PTN:	66456 - 29
Application No:	57/66456-00-012	County:	Orange
School Name:	PENDLETON (MABLE L.) ELEMENTARY		

HISTORY OF PROJECT FUNDING

	Fund Code	Proposition	Previously Authorized	Authorized This Action	Unfunded Approval This Action
State Share					
Modernization/Add. Grant	951-570	51	\$	810,699.00 \$	810,699.00
Applicant Share					
District Contribution				540,466.00	
Total			\$ <u>0.00</u>	\$ <u>1,351,165.00</u>	\$ <u>810,699.00</u>

Funding Source: Proposition 51 Bonds/2016-Nov.

APPLICATION DATA

Type of Project:	Elementary School	
Pupils Assigned Under 50 Yrs:	K-6:	0
Pupils Assigned Over 50 Yrs:	K-6:	111
Recommended Acres:		9.5
Existing Acres:		16.0

PROGRAM GRANT DATA

Accessibility Fire Grant	\$	22,244.00
Base Grant - Over 50Yr	\$	741,480.00
Fire Detection	\$	17,316.00
Small Size Project	\$	29,659.00
Total State Share (60%)		810,699.00
Applicant Share (40%)		540,466.00
Total Project Cost	\$	<u>1,351,165.00</u>

STIPULATED TERMS & NEXT STEPS

The Applicant is required to submit a signed Grant Agreement pursuant to School Facility Program Regulation Section 1859.90.4 for the project prior to or concurrent with a request for the release of funds.

The Applicant shall ensure that it is in compliance with all applicable laws, regulations and certifications it made on the program forms.

The Applicant is responsible for ensuring that the project is compliant with Prevailing Wage Monitoring and/or Labor Compliance Program requirements at the time construction contracts are executed and/or construction commenced.

This application is placed on the Unfunded List (Lack of AB 55 Loans) pursuant to the Board's action on March 11, 2009. This approval does not constitute a guarantee or commitment of future state funding.

APPLICANT DATA

Applicant:	Centralia Elementary	PTN:	66472 - 15
Application No:	57/66472-00-010	County:	Orange
School Name:	CENTRALIA ELEMENTARY		

HISTORY OF PROJECT FUNDING

	Fund Code	Proposition	Previously Authorized	Authorized This Action	Unfunded Approval This Action
State Share					
Modernization/Add. Grant	951-570	51	\$	\$ 1,609,478.00	\$ 1,609,478.00
Applicant Share					
District Contribution				1,072,985.00	
Total			\$ <u>0.00</u>	\$ <u>2,682,463.00</u>	\$ <u>1,609,478.00</u>
Funding Source: Proposition 51 Bonds/2016-Nov.					

APPLICATION DATA

Type of Project:	Elementary School
Pupils Assigned Under 50 Yrs:	K-6: 325
Recommended Acres:	10.2
Existing Acres:	8.1

PROGRAM GRANT DATA

Accessibility Fire Grant	\$	46,878.00
Base Grant - Under 50Yr	\$	1,562,600.00
Total State Share (60%)		1,609,478.00
Applicant Share (40%)		1,072,985.00
Total Project Cost	\$	<u>2,682,463.00</u>

STIPULATED TERMS & NEXT STEPS

The Applicant is required to submit a signed Grant Agreement pursuant to School Facility Program Regulation Section 1859.90.4 for the project prior to or concurrent with a request for the release of funds.

The Applicant shall ensure that it is in compliance with all applicable laws, regulations and certifications it made on the program forms.

The Applicant is responsible for ensuring that the project is compliant with Prevailing Wage Monitoring and/or Labor Compliance Program requirements at the time construction contracts are executed and/or construction commenced.

This application is placed on the Unfunded List (Lack of AB 55 Loans) pursuant to the Board's action on March 11, 2009. This approval does not constitute a guarantee or commitment of future state funding.

APPLICANT DATA			
Applicant:	Hollister Elementary	PTN:	67470 - 24
Application No:	50/67470-00-004	County:	San Benito
School Name:	SUNNYSLOPE ELEMENTARY	Filing Basis:	District-wide

HISTORY OF PROJECT FUNDING					
	Fund Code	Proposition	Previously Authorized	Authorized This Action	Unfunded Approval This Action
State Share					
New Construction/Add. Grant	951-500	51	\$	5,213,674.00	\$ 5,213,674.00
Applicant Share					
District Contribution				5,213,674.00	
Total			\$	<u>0.00</u>	<u>\$ 10,427,348.00</u>
Funding Source: Proposition 51 Bonds/2016-Nov.					

APPLICATION DATA	
Type of Project:	Elementary School
Pupils Assigned:	K-6: 375
Number of Classrooms:	15
Addition to Existing Site:	No
Master Plan Acres:	11.8
Recommended Acres:	12.9
Existing Acres:	12.3

PROGRAM GRANT DATA	
Base Grant	\$ 4,735,500.00
Fire Detection	\$ 5,625.00
Off Site	\$ 31,741.00
Service Site Development	\$ 368,495.00
Utilities	\$ 72,313.00
Total State Share (50%)	<u>5,213,674.00</u>
Applicant Share (50%)	<u>5,213,674.00</u>
Total Project Cost	<u>\$ 10,427,348.00</u>

STIPULATED TERMS & NEXT STEPS
The Applicant is required to submit a signed Grant Agreement pursuant to School Facility Program Regulation Section 1859.90.4 for the project prior to or concurrent with a request for the release of funds.
The Applicant shall ensure that it is in compliance with all applicable laws, regulations and certifications it made on the program forms.
The Applicant is responsible for ensuring that the project is compliant with Prevailing Wage Monitoring and/or Labor Compliance Program requirements at the time construction contracts are executed and/or construction commenced.
This application is placed on the Unfunded List (Lack of AB 55 Loans) pursuant to the Board's action on March 11, 2009. This approval does not constitute a guarantee or commitment of future state funding.

APPLICANT DATA

Applicant:	San Bernardino City Unified	PTN:	67876 - 283
Application No:	57/67876-00-106	County:	San Bernardino
School Name:	MUSCOY ELEMENTARY		

HISTORY OF PROJECT FUNDING

	Fund Code	Proposition	Previously Authorized	Authorized This Action	Unfunded Approval This Action
State Share					
Modernization/Add. Grant	951-570	51	\$	564,401.00 \$	564,401.00
Applicant Share					
District Contribution				376,267.00	
Total			\$ <u>0.00</u> \$	<u>940,668.00</u> \$	<u>564,401.00</u>

Funding Source: Proposition 51 Bonds/2016-Nov.

APPLICATION DATA

Type of Project:	Elementary School
Pupils Assigned Under 50 Yrs:	K-6: 101
Recommended Acres:	14.4
Existing Acres:	8.11

PROGRAM GRANT DATA

Base Grant - Under 50Yr	\$	485,608.00
Urban / Security / Impacted Site	\$	78,793.00
Total State Share (60%)		564,401.00
Applicant Share (40%)		376,267.00
Total Project Cost	\$	<u>940,668.00</u>

STIPULATED TERMS & NEXT STEPS

The Applicant is required to submit a signed Grant Agreement pursuant to School Facility Program Regulation Section 1859.90.4 for the project prior to or concurrent with a request for the release of funds.

The Applicant shall ensure that it is in compliance with all applicable laws, regulations and certifications it made on the program forms.

The Applicant is responsible for ensuring that the project is compliant with Prevailing Wage Monitoring and/or Labor Compliance Program requirements at the time construction contracts are executed and/or construction commenced.

This application is placed on the Unfunded List (Lack of AB 55 Loans) pursuant to the Board's action on March 11, 2009. This approval does not constitute a guarantee or commitment of future state funding.

APPLICANT DATA

Applicant:	San Ysidro Elementary	PTN:	68379 - 23
Application No:	57/68379-00-002	County:	San Diego
School Name:	SMYTHE ELEMENTARY		

HISTORY OF PROJECT FUNDING

	Fund Code	Proposition	Previously Authorized	Authorized This Action	Unfunded Approval This Action
State Share					
Modernization/Add. Grant	951-570	51	\$	3,535,598.00 \$	3,535,598.00
Applicant Share					
District Contribution				2,357,065.00	
Total			\$	<u>5,892,663.00</u> \$	<u>3,535,598.00</u>

Funding Source: Proposition 51 Bonds/2016-Nov.

APPLICATION DATA

Type of Project:	Elementary School	
Pupils Assigned Under 50 Yrs:	K-6:	635
	Severe:	18
 Recommended Acres:		9.6
Existing Acres:		5.8

PROGRAM GRANT DATA

Accessibility Fire Grant	\$	99,868.00
Base Grant - Under 50Yr	\$	3,328,930.00
Fire Detection	\$	106,800.00
Total State Share (60%)		3,535,598.00
Applicant Share (40%)		2,357,065.00
Total Project Cost	\$	<u>5,892,663.00</u>

STIPULATED TERMS & NEXT STEPS

This application is placed on the Unfunded List (Lack of AB 55 Loans) pursuant to the Board's action on March 11, 2009. This approval does not constitute a guarantee or commitment of future state funding.

The Applicant shall ensure that it is in compliance with all applicable laws, regulations and certifications it made on the program forms.

The Applicant is required to submit a signed Grant Agreement pursuant to School Facility Program Regulation Section 1859.90.4 for the project prior to or concurrent with a request for the release of funds.

The Applicant is responsible for ensuring that the project is compliant with Prevailing Wage Monitoring and/or Labor Compliance Program requirements at the time construction contracts are executed and/or construction commenced.

APPLICANT DATA

Applicant:	San Ysidro Elementary	PTN:	68379 - 24
Application No:	57/68379-00-003	County:	San Diego
School Name:	LA MIRADA ELEMENTARY		

HISTORY OF PROJECT FUNDING

	Fund Code	Proposition	Previously Authorized	Authorized This Action	Unfunded Approval This Action
State Share					
Modernization/Add. Grant	951-570	51	\$	\$ 2,712,646.00	\$ 2,712,646.00
Applicant Share					
District Contribution				1,808,431.00	
Total			\$ <u>0.00</u>	\$ <u>4,521,077.00</u>	\$ <u>2,712,646.00</u>

Funding Source: Proposition 51 Bonds/2016-Nov.

APPLICATION DATA

Type of Project:	Elementary School
Pupils Assigned Under 50 Yrs:	K-6: 463
Recommended Acres:	9.8
Existing Acres:	5.7

PROGRAM GRANT DATA

Accessibility Fire Grant	\$ 66,783.00
Base Grant - Under 50Yr	\$ 2,226,104.00
Fire Detection	\$ 72,228.00
Urban / Security / Impacted Site	\$ 347,531.00
Total State Share (60%)	<u>2,712,646.00</u>
Applicant Share (40%)	<u>1,808,431.00</u>
Total Project Cost	\$ <u>4,521,077.00</u>

STIPULATED TERMS & NEXT STEPS

This application is placed on the Unfunded List (Lack of AB 55 Loans) pursuant to the Board's action on March 11, 2009. This approval does not constitute a guarantee or commitment of future state funding.

The Applicant shall ensure that it is in compliance with all applicable laws, regulations and certifications it made on the program forms.

The Applicant is required to submit a signed Grant Agreement pursuant to School Facility Program Regulation Section 1859.90.4 for the project prior to or concurrent with a request for the release of funds.

The Applicant is responsible for ensuring that the project is compliant with Prevailing Wage Monitoring and/or Labor Compliance Program requirements at the time construction contracts are executed and/or construction commenced.

APPLICANT DATA

Applicant:	Santa Ynez Valley Union High	PTN:	69328 - 13
Application No:	57/69328-00-001	County:	Santa Barbara
School Name:	SANTA YNEZ VALLEY UNION HIGH		

HISTORY OF PROJECT FUNDING

	Fund Code	Proposition	Previously Authorized	Authorized This Action	Unfunded Approval This Action
State Share					
Modernization/Add. Grant	951-570	51	\$	\$ 2,116,404.00	\$ 2,116,404.00
Applicant Share					
District Contribution				1,410,936.00	
Total			\$ 0.00	\$ 3,527,340.00	\$ 2,116,404.00

Funding Source: Proposition 51 Bonds/2016-Nov.

APPLICATION DATA

Type of Project:		High School
Pupils Assigned Under 50 Yrs:		
	9-12	0
	Non-Severe:	2
	Severe:	3
Pupils Assigned Over 50 Yrs:		
	9-12	184
	Non-Severe:	4
	Severe:	7

PROGRAM GRANT DATA

Accessibility Fire Grant	\$	59,223.00
Base Grant - Over 50Yr	\$	1,907,617.00
Base Grant - Under 50Yr	\$	66,481.00
Project Assistance	\$	4,119.00
Small Size Project	\$	78,964.00
Total State Share (60%)		2,116,404.00
Applicant Share (40%)		1,410,936.00
Total Project Cost	\$	3,527,340.00

Recommended Acres:	33.5
Existing Acres:	33.8

STIPULATED TERMS & NEXT STEPS

The Applicant is required to submit a signed Grant Agreement pursuant to School Facility Program Regulation Section 1859.90.4 for the project prior to or concurrent with a request for the release of funds.

The Applicant shall ensure that it is in compliance with all applicable laws, regulations and certifications it made on the program forms.

The Applicant is responsible for ensuring that the project is compliant with Prevailing Wage Monitoring and/or Labor Compliance Program requirements at the time construction contracts are executed and/or construction commenced.

This application is placed on the Unfunded List (Lack of AB 55 Loans) pursuant to the Board's action on March 11, 2009. This approval does not constitute a guarantee or commitment of future state funding.

APPLICANT DATA			
Applicant:	Wasco Union Elementary	PTN:	63842 - 24
Application No:	50/63842-00-004	County:	Kern
School Name:	TERESA BURKE ELEM #4	Filing Basis:	District-wide

HISTORY OF PROJECT FUNDING					
	Fund Code	Proposition	Previously Authorized	Authorized This Action	Unfunded Approval This Action
State Share					
New Construction/Add. Grant	951-500	51	\$	1,237,907.00	\$ 1,237,907.00
Applicant Share					
District Contribution				1,237,907.00	
Total			\$	<u>0.00</u>	\$ <u>2,475,814.00</u>
Funding Source: Proposition 51 Bonds/2016-Nov.					

APPLICATION DATA		
Type of Project:	Elementary School	
Pupils Assigned:	7-8:	50
Pupils Assigned:	Non-Severe:	13
Number of Classrooms:		3
Addition to Existing Site:		No
Use of Grants 1859.77.3(a):		No
Use of Grants 1859.77.3(b):		Yes
Master Plan Acres:		13.8
Recommended Acres:		13.7
Existing Acres:		16.8
Proposed Acres:		0.0

PROGRAM GRANT DATA	
Automatic Sprinkler System	\$ 18,424.00
Base Grant	\$ 976,303.00
Fire Detection	\$ 1,585.00
Service Site Development	\$ 23,534.00
Small Size Project	\$ 117,156.00
Utilities	\$ 100,905.00
Total State Share (50%)	1,237,907.00
Applicant Share (50%)	1,237,907.00
Total Project Cost	\$ <u>2,475,814.00</u>

STIPULATED TERMS & NEXT STEPS
<p>The Applicant is required to submit a signed Grant Agreement pursuant to School Facility Program Regulation Section 1859.90.4 for the project prior to or concurrent with a request for the release of funds.</p> <p>The Applicant shall ensure that it is in compliance with all applicable laws, regulations and certifications it made on the program forms.</p> <p>The Applicant is responsible for ensuring that the project is compliant with Prevailing Wage Monitoring and/or Labor Compliance Program requirements at the time construction contracts are executed and/or construction commenced.</p> <p>This application is placed on the Unfunded List (Lack of AB 55 Loans) pursuant to the Board's action on March 11, 2009. This approval does not constitute a guarantee or commitment of future state funding.</p> <p>This project is a Use of Grants under Regulation Section 1859.77.3(b).</p>

APPLICANT DATA

Applicant:	Ceres Unified	PTN:	71043 - 97
Application No:	50/71043-00-034	County:	Stanislaus
School Name:	CENTRAL VALLEY HIGH	Filing Basis:	District-wide

HISTORY OF PROJECT FUNDING

	Fund Code	Proposition	Previously Authorized	Authorized This Action	Unfunded Approval This Action
State Share					
New Construction/Add. Grant	951-500	51	\$	\$ 2,184,128.00	\$ 2,184,128.00
Applicant Share					
District Contribution				2,184,128.00	
Total			\$ <u>0.00</u>	\$ <u>4,368,256.00</u>	\$ <u>2,184,128.00</u>

Funding Source: Proposition 51 Bonds/2016-Nov.

APPLICATION DATA

Type of Project:	High School
Pupils Assigned:	9-12 108
Number of Classrooms:	6
Addition to Existing Site:	No
Master Plan Acres:	60.8
Recommended Acres:	52.6
Existing Acres:	40.0

PROGRAM GRANT DATA

Base Grant	\$ 1,835,352.00
Fire Detection	\$ 3,672.00
Service Site Development	\$ 198,948.00
Small Size Project	\$ 73,414.00
Utilities	\$ 72,742.00
Total State Share (50%)	2,184,128.00
Applicant Share (50%)	2,184,128.00
Total Project Cost	\$ <u>4,368,256.00</u>

STIPULATED TERMS & NEXT STEPS

The Applicant is required to submit a signed Grant Agreement pursuant to School Facility Program Regulation Section 1859.90.4 for the project prior to or concurrent with a request for the release of funds.

The Applicant shall ensure that it is in compliance with all applicable laws, regulations and certifications it made on the program forms.

The Applicant is responsible for ensuring that the project is compliant with Prevailing Wage Monitoring and/or Labor Compliance Program requirements at the time construction contracts are executed and/or construction commenced.

This application is placed on the Unfunded List (Lack of AB 55 Loans) pursuant to the Board's action on March 11, 2009. This approval does not constitute a guarantee or commitment of future state funding.

APPLICANT DATA

Applicant:	Buena Park Elementary	PTN:	66456 - 35
Application No:	57/66456-00-013	County:	Orange
School Name:	COREY (ARTHUR F.) ELEMENTARY		

HISTORY OF PROJECT FUNDING

	Fund Code	Proposition	Previously Authorized	Authorized This Action	Unfunded Approval This Action
State Share					
Modernization/Add. Grant	951-570	51	\$	\$ 1,110,159.00	\$ 1,110,159.00
Applicant Share					
District Contribution				740,106.00	
Total			\$ <u>0.00</u>	\$ <u>1,850,265.00</u>	\$ <u>1,110,159.00</u>

Funding Source: Proposition 51 Bonds/2016-Nov.

APPLICATION DATA

Type of Project:	Elementary School	
Pupils Assigned Under 50 Yrs:	K-6:	0
	Non-Severe:	0
Pupils Assigned Over 50 Yrs:	K-6:	135
	Non-Severe:	8
Recommended Acres:	9.8	
Existing Acres:	10.02	

PROGRAM GRANT DATA

Accessibility Fire Grant	\$	30,471.00
Base Grant - Over 50Yr	\$	1,015,696.00
Fire Detection	\$	23,364.00
Small Size Project	\$	40,628.00
Total State Share (60%)		<u>1,110,159.00</u>
Applicant Share (40%)		<u>740,106.00</u>
Total Project Cost	\$	<u>1,850,265.00</u>

STIPULATED TERMS & NEXT STEPS

The Applicant is required to submit a signed Grant Agreement pursuant to School Facility Program Regulation Section 1859.90.4 for the project prior to or concurrent with a request for the release of funds.

The Applicant shall ensure that it is in compliance with all applicable laws, regulations and certifications it made on the program forms.

The Applicant is responsible for ensuring that the project is compliant with Prevailing Wage Monitoring and/or Labor Compliance Program requirements at the time construction contracts are executed and/or construction commenced.

This application is placed on the Unfunded List (Lack of AB 55 Loans) pursuant to the Board's action on March 11, 2009. This approval does not constitute a guarantee or commitment of future state funding.

APPLICANT DATA

Applicant:	Buena Park Elementary	PTN:	66456 - 34
Application No:	57/66456-00-014	County:	Orange
School Name:	BEATTY (GORDON H.) ELEMENTARY		

HISTORY OF PROJECT FUNDING

	Fund Code	Proposition	Previously Authorized	Authorized This Action	Unfunded Approval This Action
State Share					
Modernization/Add. Grant	951-570	51	\$	\$ 1,374,906.00	\$ 1,374,906.00
Applicant Share					
District Contribution				916,604.00	
Total			\$ <u>0.00</u>	\$ <u>2,291,510.00</u>	\$ <u>1,374,906.00</u>

Funding Source: Proposition 51 Bonds/2016-Nov.

APPLICATION DATA

Type of Project:	Elementary School	
Pupils Assigned Under 50 Yrs:	K-6:	0
	Non-Severe:	0
Pupils Assigned Over 50 Yrs:	K-6:	184
	Non-Severe:	2
Recommended Acres:	14.3	
Existing Acres:	16.86	

PROGRAM GRANT DATA

Accessibility Fire Grant	\$	37,728.00
Base Grant - Over 50Yr	\$	1,257,594.00
Fire Detection	\$	29,280.00
Small Size Project	\$	50,304.00
Total State Share (60%)		<u>1,374,906.00</u>
Applicant Share (40%)		<u>916,604.00</u>
Total Project Cost	\$	<u>2,291,510.00</u>

STIPULATED TERMS & NEXT STEPS

The Applicant is required to submit a signed Grant Agreement pursuant to School Facility Program Regulation Section 1859.90.4 for the project prior to or concurrent with a request for the release of funds.

The Applicant shall ensure that it is in compliance with all applicable laws, regulations and certifications it made on the program forms.

The Applicant is responsible for ensuring that the project is compliant with Prevailing Wage Monitoring and/or Labor Compliance Program requirements at the time construction contracts are executed and/or construction commenced.

This application is placed on the Unfunded List (Lack of AB 55 Loans) pursuant to the Board's action on March 11, 2009. This approval does not constitute a guarantee or commitment of future state funding.

APPLICANT DATA

Applicant:	Trinity Alps Unified	PTN:	76513 - 1
Application No:	57/76513-00-001	County:	Trinity
School Name:	TRINITY HIGH		

HISTORY OF PROJECT FUNDING

	Fund Code	Proposition	Previously Authorized	Authorized This Action	Unfunded Approval This Action
State Share					
Modernization/Add. Grant	951-570	51	\$	2,319,401.00	\$ 2,319,401.00
Applicant Share					
District Contribution				1,546,267.00	
Total			\$ <u>0.00</u>	\$ <u>3,865,668.00</u>	\$ <u>2,319,401.00</u>
Funding Source: Proposition 51 Bonds/2016-Nov.					

APPLICATION DATA

Type of Project:	High School
Pupils Assigned Under 50 Yrs:	
9-12	195
Non-Severe:	53
Severe:	10
Recommended Acres:	21.2
Existing Acres:	41.9

PROGRAM GRANT DATA

Accessibility Fire Grant	\$ 59,849.00
Base Grant - Under 50Yr	\$ 1,994,969.00
Fire Detection	\$ 49,984.00
Geographic Location	\$ 210,480.00
Project Assistance	\$ 4,119.00
Total State Share (60%)	<u>2,319,401.00</u>
Applicant Share (40%)	<u>1,546,267.00</u>
Total Project Cost	<u>\$ 3,865,668.00</u>

STIPULATED TERMS & NEXT STEPS

The Applicant is required to submit a signed Grant Agreement pursuant to School Facility Program Regulation Section 1859.90.4 for the project prior to or concurrent with a request for the release of funds.

The Applicant shall ensure that it is in compliance with all applicable laws, regulations and certifications it made on the program forms.

The Applicant is responsible for ensuring that the project is compliant with Prevailing Wage Monitoring and/or Labor Compliance Program requirements at the time construction contracts are executed and/or construction commenced.

This application is placed on the Unfunded List (Lack of AB 55 Loans) pursuant to the Board's action on March 11, 2009. This approval does not constitute a guarantee or commitment of future state funding.

APPLICANT DATA

Applicant: Downey Unified **PTN:** 64451 - 46
Application No: 57/64451-00-031 **County:** Los Angeles
School Name: GAULDIN ELEMENTARY

HISTORY OF PROJECT FUNDING

	Fund Code	Proposition	Previously Authorized	Authorized This Action	Unfunded Approval This Action
<u>State Share</u>					
Modernization/Add. Grant	951-570	51	\$	\$ 2,256,924.00	\$ 2,256,924.00
<u>Applicant Share</u>					
District Contribution				1,504,616.00	
Total			\$ 0.00	\$ 3,761,540.00	\$ 2,256,924.00

Funding Source: Proposition 51 Bonds/2016-Nov.

APPLICATION DATA

Type of Project: Elementary School
Pupils Assigned Under 50 Yrs:
 K-6: 0
 Non-Severe: 0
Pupils Assigned Over 50 Yrs:
 K-6: 308
 Non-Severe: 6

PROGRAM GRANT DATA

Accessibility Fire Grant \$ 64,286.00
Base Grant - Over 50Yr \$ 2,142,862.00
Fire Detection \$ 49,776.00
Total State Share (60%) 2,256,924.00
Applicant Share (40%) 1,504,616.00
Total Project Cost \$ **3,761,540.00**

Recommended Acres: 12.1
Existing Acres: 7.8

STIPULATED TERMS & NEXT STEPS

The Applicant is required to submit a signed Grant Agreement pursuant to School Facility Program Regulation Section 1859.90.4 for the project prior to or concurrent with a request for the release of funds.
The Applicant shall ensure that it is in compliance with all applicable laws, regulations and certifications it made on the program forms.
The Applicant is responsible for ensuring that the project is compliant with Prevailing Wage Monitoring and/or Labor Compliance Program requirements at the time construction contracts are executed and/or construction commenced.
This application is placed on the Unfunded List (Lack of AB 55 Loans) pursuant to the Board's action on March 11, 2009. This approval does not constitute a guarantee or commitment of future state funding.

APPLICANT DATA

Applicant:	Beaumont Unified	PTN:	66993 - 62
Application No:	50/66993-00-019	County:	Riverside
School Name:	STARLIGHT ELEMENTARY	Filing Basis:	District-wide

HISTORY OF PROJECT FUNDING

	Fund Code	Proposition	Previously Authorized	Authorized This Action	Unfunded Approval This Action
State Share					
New Construction/Add. Grant	951-500	51	\$	\$ 16,102,827.00	\$ 16,102,827.00
Applicant Share					
District Contribution				16,102,827.00	
Total			\$ <u>0.00</u>	\$ <u>32,205,654.00</u>	\$ <u>16,102,827.00</u>

Funding Source: Proposition 51 Bonds/2016-Nov.

APPLICATION DATA

Type of Project:	Elementary School
Pupils Assigned:	K-6: 850
Pupils Assigned:	Non-Severe: 13
Pupils Assigned:	Severe: 18
Number of Classrooms:	38
Addition to Existing Site:	No
Master Plan Acres:	16.6
Recommended Acres:	11.7
Proposed Acres:	11.99
Therapy/Other Area	694.0 Sq. Ft
Therapy/Toilet Area	79.0 Sq. Ft

PROGRAM GRANT DATA

2% of Appraised or Actual Value	\$ 57,246.00
Automatic Sprinkler System	\$ 198,048.00
Base Grant	\$ 11,681,015.00
DTSC Fees	\$ 865.00
Fire Detection	\$ 14,469.00
General Site	\$ 1,009,074.00
Multi Level Construction	\$ 644,028.00
NC New Site Acquisition	\$ 1,431,151.00
Off Site	\$ 176,250.00
Service Site Development	\$ 521,664.00
Therapy	\$ 170,490.00
Therapy/Other Area	\$ 143,658.00
Therapy/Toilet Area	\$ 29,309.00
Utilities	\$ 25,560.00
Total State Share (50%)	16,102,827.00
Applicant Share (50%)	16,102,827.00
Total Project Cost	\$ <u>32,205,654.00</u>

STIPULATED TERMS & NEXT STEPS

The Applicant is required to submit a signed Grant Agreement pursuant to School Facility Program Regulation Section 1859.90.4 for the project prior to or concurrent with a request for the release of funds.

The Applicant shall ensure that it is in compliance with all applicable laws, regulations and certifications it made on the program forms.

The Applicant is responsible for ensuring that the project is compliant with Prevailing Wage Monitoring and/or Labor Compliance Program requirements at the time construction contracts are executed and/or construction commenced.

This application is placed on the Unfunded List (Lack of AB 55 Loans) pursuant to the Board's action on March 11, 2009. This approval does not constitute a guarantee or commitment of future state funding.

APPLICANT DATA			
Applicant:	Kerman Unified	PTN:	73999 - 63
Application No:	50/73999-00-009	County:	Fresno
School Name:	KERMAN HIGH	Filing Basis:	District-wide

HISTORY OF PROJECT FUNDING					
	Fund Code	Proposition	Previously Authorized	Authorized This Action	Unfunded Approval This Action
State Share					
New Construction/Add. Grant	951-500	51	\$	8,305,885.00	\$ 8,305,885.00
Applicant Share					
District Contribution				8,305,885.00	
Total			\$ 0.00	\$ 16,611,770.00	\$ 8,305,885.00
Funding Source: Proposition 51 Bonds/2016-Nov.					

APPLICATION DATA		
Type of Project:		High School
Pupils Assigned:	K-6:	253
Pupils Assigned:	9-12	287
Number of Classrooms:		20
Addition to Existing Site:		No
Use of Grants 1859.77.3(a):		No
Use of Grants 1859.77.3(b):		Yes
Master Plan Acres:		49.6
Recommended Acres:		41.3
Existing Acres:		56.72

PROGRAM GRANT DATA	
Base Grant	\$ 8,072,162.00
Fire Detection	\$ 13,553.00
Service Site Development	\$ 123,894.00
Utilities	\$ 96,276.00
Total State Share (50%)	8,305,885.00
Applicant Share (50%)	8,305,885.00
Total Project Cost	\$ 16,611,770.00

STIPULATED TERMS & NEXT STEPS
<p>The Applicant is required to submit a signed Grant Agreement pursuant to School Facility Program Regulation Section 1859.90.4 for the project prior to or concurrent with a request for the release of funds.</p> <p>The Applicant shall ensure that it is in compliance with all applicable laws, regulations and certifications it made on the program forms.</p> <p>The Applicant is responsible for ensuring that the project is compliant with Prevailing Wage Monitoring and/or Labor Compliance Program requirements at the time construction contracts are executed and/or construction commenced.</p> <p>This application is placed on the Unfunded List (Lack of AB 55 Loans) pursuant to the Board's action on March 11, 2009. This approval does not constitute a guarantee or commitment of future state funding.</p>

APPLICANT DATA

Applicant:	Del Mar Union	PTN:	68056 - 20
Application No:	57/68056-00-004	County:	San Diego
School Name:	CARMEL DEL MAR ELEMENTARY		

HISTORY OF PROJECT FUNDING

	Fund Code	Proposition	Previously Authorized	Authorized This Action	Unfunded Approval This Action
State Share					
Modernization/Add. Grant	951-570	51	\$	262,577.00 \$	262,577.00
Applicant Share					
District Contribution				175,051.00	
Total			\$ <u>0.00</u>	\$ <u>437,628.00</u>	\$ <u>262,577.00</u>

Funding Source: Proposition 51 Bonds/2016-Nov.

APPLICATION DATA

Type of Project:	Elementary School	
Pupils Assigned Under 50 Yrs:	K-6:	25
	Severe:	4
Recommended Acres:	10.2	
Existing Acres:	2.6	

PROGRAM GRANT DATA

Accessibility Fire Grant	\$	5,445.00
Base Grant - Under 50Yr	\$	181,500.00
Small Size Project	\$	21,780.00
Urban / Security / Impacted Site	\$	53,852.00
Total State Share (60%)		262,577.00
Applicant Share (40%)		175,051.00
Total Project Cost	\$	<u>437,628.00</u>

STIPULATED TERMS & NEXT STEPS

The Applicant is required to submit a signed Grant Agreement pursuant to School Facility Program Regulation Section 1859.90.4 for the project prior to or concurrent with a request for the release of funds.

The Applicant shall ensure that it is in compliance with all applicable laws, regulations and certifications it made on the program forms.

The Applicant is responsible for ensuring that the project is compliant with Prevailing Wage Monitoring and/or Labor Compliance Program requirements at the time construction contracts are executed and/or construction commenced.

This application is placed on the Unfunded List (Lack of AB 55 Loans) pursuant to the Board's action on March 11, 2009. This approval does not constitute a guarantee or commitment of future state funding.

APPLICANT DATA			
Applicant:	Irvine Unified	PTN:	73650 - 204
Application No:	50/73650-00-034	County:	Orange
School Name:	STONE CREEK ELEMENTARY	Filing Basis:	District-wide

HISTORY OF PROJECT FUNDING					
	Fund Code	Proposition	Previously Authorized	Authorized This Action	Unfunded Approval This Action
State Share					
New Construction/Add. Grant	951-500	51	\$	\$ 727,603.00	\$ 727,603.00
Applicant Share					
District Contribution				727,603.00	
Total			\$ 0.00	\$ 1,455,206.00	\$ 727,603.00

Funding Source: Proposition 51 Bonds/2016-Nov.

APPLICATION DATA	
Type of Project:	Elementary School
Pupils Assigned:	K-6: 50
Number of Classrooms:	3
Addition to Existing Site:	No
Master Plan Acres:	10.5
Recommended Acres:	9.2
Existing Acres:	5.48

PROGRAM GRANT DATA	
Base Grant	\$ 631,400.00
Fire Detection	\$ 750.00
Service Site Development	\$ 15,868.00
Small Size Project	\$ 75,768.00
Utilities	\$ 3,817.00
Total State Share (50%)	727,603.00
Applicant Share (50%)	727,603.00
Total Project Cost	\$ 1,455,206.00

STIPULATED TERMS & NEXT STEPS
<p>The Applicant is required to submit a signed Grant Agreement pursuant to School Facility Program Regulation Section 1859.90.4 for the project prior to or concurrent with a request for the release of funds.</p> <p>The Applicant shall ensure that it is in compliance with all applicable laws, regulations and certifications it made on the program forms.</p> <p>The Applicant is responsible for ensuring that the project is compliant with Prevailing Wage Monitoring and/or Labor Compliance Program requirements at the time construction contracts are executed and/or construction commenced.</p> <p>This application is placed on the Unfunded List (Lack of AB 55 Loans) pursuant to the Board's action on March 11, 2009. This approval does not constitute a guarantee or commitment of future state funding.</p>

APPLICANT DATA

Applicant:	Lowell Joint Elementary	PTN:	64766 - 5
Application No:	57/64766-00-001	County:	Los Angeles
School Name:	OLITA ELEMENTARY		

HISTORY OF PROJECT FUNDING

	Fund Code	Proposition	Previously Authorized	Authorized This Action	Unfunded Approval This Action
State Share					
Modernization/Add. Grant Applicant Share	951-570	51	\$	3,404,552.00	\$ 3,404,552.00
District Contribution				2,269,701.00	
Total			\$	<u>0.00</u>	<u>\$ 3,404,552.00</u>

Funding Source: Proposition 51 Bonds/2016-Nov.

APPLICATION DATA

Type of Project:		Elementary School
Pupils Assigned Under 50 Yrs:	K-6:	0
	Non-Severe:	0
	Severe:	0
Pupils Assigned Over 50 Yrs:	K-6:	400
	Non-Severe:	26
	Severe:	9

PROGRAM GRANT DATA

Accessibility Fire Grant	\$	97,013.00
Base Grant - Over 50Yr	\$	3,233,781.00
Fire Detection	\$	73,758.00
Total State Share (60%)		3,404,552.00
Applicant Share (40%)		2,269,701.00
Total Project Cost	\$	<u>5,674,253.00</u>

Recommended Acres: 8.6
Existing Acres: 12.27

STIPULATED TERMS & NEXT STEPS

The Applicant is required to submit a signed Grant Agreement pursuant to School Facility Program Regulation Section 1859.90.4 for the project prior to or concurrent with a request for the release of funds.

The Applicant shall ensure that it is in compliance with all applicable laws, regulations and certifications it made on the program forms.

The Applicant is responsible for ensuring that the project is compliant with Prevailing Wage Monitoring and/or Labor Compliance Program requirements at the time construction contracts are executed and/or construction commenced.

This application is placed on the Unfunded List (Lack of AB 55 Loans) pursuant to the Board's action on March 11, 2009. This approval does not constitute a guarantee or commitment of future state funding.

APPLICANT DATA

Applicant:	Irvine Unified	PTN:	73650 - 204
Application No:	57/73650-00-024	County:	Orange
School Name:	STONE CREEK ELEMENTARY		

HISTORY OF PROJECT FUNDING

	Fund Code	Proposition	Previously Authorized	Authorized This Action	Unfunded Approval This Action
State Share					
Modernization/Add. Grant	951-570	51	\$	\$ 896,562.00	\$ 896,562.00
Applicant Share					
District Contribution				589,396.00	
Total			\$ <u>0.00</u>	\$ <u>1,485,958.00</u>	\$ <u>896,562.00</u>
Funding Source: Proposition 51 Bonds/2016-Nov.					

APPLICATION DATA

Type of Project:	Elementary School	
Pupils Assigned Under 50 Yrs:	K-6:	148
	7-8:	0
	9-12:	0
	Non-Severe:	0
	Severe:	0
	7-8:	0
	9-12:	0
	Non-Severe:	0
	Severe:	0

PROGRAM GRANT DATA

Accessibility Fire Grant	\$	21,348.00
Base Grant - Under 50Yr	\$	711,584.00
Fire Detection	\$	23,088.00
Small Size Project	\$	28,463.00
Urban / Security / Impacted Site	\$	112,079.00
Total State Share (60%)		896,562.00
Applicant Share (40%)		589,396.00
Total Project Cost	\$	<u>1,485,958.00</u>

Recommended Acres:	9.2
Existing Acres:	5.48

STIPULATED TERMS & NEXT STEPS

The Applicant is required to submit a signed Grant Agreement pursuant to School Facility Program Regulation Section 1859.90.4 for the project prior to or concurrent with a request for the release of funds.

The Applicant shall ensure that it is in compliance with all applicable laws, regulations and certifications it made on the program forms.

The Applicant is responsible for ensuring that the project is compliant with Prevailing Wage Monitoring and/or Labor Compliance Program requirements at the time construction contracts are executed and/or construction commenced.

This application is placed on the Unfunded List (Lack of AB 55 Loans) pursuant to the Board's action on March 11, 2009. This approval does not constitute a guarantee or commitment of future state funding.

APPLICANT DATA

Applicant:	Hayward Unified	PTN:	61192 - 86
Application No:	57/61192-00-003	County:	Alameda
School Name:	HAYWARD HIGH		

HISTORY OF PROJECT FUNDING

	Fund Code	Proposition	Previously Authorized	Authorized This Action	Unfunded Approval This Action
<u>State Share</u>					
Modernization/Add. Grant	951-570	51	\$	\$ 10,697,991.00	\$ 10,697,991.00
<u>Applicant Share</u>					
District Contribution				7,131,994.00	
Total			\$ <u>0.00</u>	\$ <u>17,829,985.00</u>	\$ <u>10,697,991.00</u>

Funding Source: Proposition 51 Bonds/2016-Nov.

APPLICATION DATA

Type of Project:	High School
Pupils Assigned Under 50 Yrs:	9-12 0
Pupils Assigned Over 50 Yrs:	9-12 1105
Recommended Acres:	40.7
Existing Acres:	57.4

PROGRAM GRANT DATA

Accessibility Fire Grant	\$ 306,571.00
Base Grant - Over 50Yr	\$ 10,219,040.00
Fire Detection	\$ 172,380.00
Total State Share (60%)	10,697,991.00
Applicant Share (40%)	7,131,994.00
Total Project Cost	\$ <u>17,829,985.00</u>

STIPULATED TERMS & NEXT STEPS

The Applicant is required to submit a signed Grant Agreement pursuant to School Facility Program Regulation Section 1859.90.4 for the project prior to or concurrent with a request for the release of funds.

The Applicant shall ensure that it is in compliance with all applicable laws, regulations and certifications it made on the program forms.

The Applicant is responsible for ensuring that the project is compliant with Prevailing Wage Monitoring and/or Labor Compliance Program requirements at the time construction contracts are executed and/or construction commenced.

This application is placed on the Unfunded List (Lack of AB 55 Loans) pursuant to the Board's action on March 11, 2009. This approval does not constitute a guarantee or commitment of future state funding.

APPLICANT DATA

Applicant:	Hayward Unified	PTN:	61192 - 88
Application No:	57/61192-00-005	County:	Alameda
School Name:	MT. EDEN HIGH		

HISTORY OF PROJECT FUNDING

	Fund Code	Proposition	Previously Authorized	Authorized This Action	Unfunded Approval This Action
<u>State Share</u>					
Modernization/Add. Grant	951-570	51	\$	\$ 11,418,339.00	\$ 11,418,339.00
<u>Applicant Share</u>					
District Contribution				7,612,226.00	
Total			\$ <u>0.00</u>	\$ <u>19,030,565.00</u>	\$ <u>11,418,339.00</u>

Funding Source: Proposition 51 Bonds/2016-Nov.

APPLICATION DATA

Type of Project:	High School
Pupils Assigned Under 50 Yrs:	
9-12	0
Severe:	0
Pupils Assigned Over 50 Yrs:	
9-12	1154
Severe:	11
Recommended Acres:	52.1
Existing Acres:	39.9

PROGRAM GRANT DATA

Accessibility Fire Grant	\$ 327,192.00
Base Grant - Over 50Yr	\$ 10,906,393.00
Fire Detection	\$ 184,754.00
Total State Share (60%)	11,418,339.00
Applicant Share (40%)	7,612,226.00
Total Project Cost	\$ <u>19,030,565.00</u>

STIPULATED TERMS & NEXT STEPS

The Applicant is required to submit a signed Grant Agreement pursuant to School Facility Program Regulation Section 1859.90.4 for the project prior to or concurrent with a request for the release of funds.

The Applicant shall ensure that it is in compliance with all applicable laws, regulations and certifications it made on the program forms.

The Applicant is responsible for ensuring that the project is compliant with Prevailing Wage Monitoring and/or Labor Compliance Program requirements at the time construction contracts are executed and/or construction commenced.

This application is placed on the Unfunded List (Lack of AB 55 Loans) pursuant to the Board's action on March 11, 2009. This approval does not constitute a guarantee or commitment of future state funding.

APPLICANT DATA

Applicant: Clovis Unified **PTN:** 62117 - 315
Application No: 57/62117-00-056 **County:** Fresno
School Name: BUCHANAN HIGH

HISTORY OF PROJECT FUNDING

	Fund Code	Proposition	Previously Authorized	Authorized This Action	Unfunded Approval This Action
State Share					
Modernization/Add. Grant	951-570	51	\$	\$ 10,099,786.00	\$ 10,099,786.00
Applicant Share					
District Contribution				6,733,191.00	
Total			\$ <u>0.00</u>	\$ <u>16,832,977.00</u>	\$ <u>10,099,786.00</u>

Funding Source: Proposition 51 Bonds/2016-Nov.

APPLICATION DATA

Type of Project: High School
Pupils Assigned Under 50 Yrs:
 K-6: 0
 7-8: 0
 9-12: 1440
 Non-Severe: 0
 Severe: 0
 7-8: 0
 9-12: 0
 Non-Severe: 0
 Severe: 0

PROGRAM GRANT DATA

Accessibility Fire Grant \$ 287,626.00
Base Grant - Under 50Yr \$ 9,587,520.00
Fire Detection \$ 224,640.00
Total State Share (60%) 10,099,786.00
Applicant Share (40%) 6,733,191.00
Total Project Cost \$ 16,832,977.00

Recommended Acres: 63.3
Existing Acres: 42.0

STIPULATED TERMS & NEXT STEPS

The Applicant is required to submit a signed Grant Agreement pursuant to School Facility Program Regulation Section 1859.90.4 for the project prior to or concurrent with a request for the release of funds.
 The Applicant shall ensure that it is in compliance with all applicable laws, regulations and certifications it made on the program forms.
 The Applicant is responsible for ensuring that the project is compliant with Prevailing Wage Monitoring and/or Labor Compliance Program requirements at the time construction contracts are executed and/or construction commenced.
 This application is placed on the Unfunded List (Lack of AB 55 Loans) pursuant to the Board's action on March 11, 2009. This approval does not constitute a guarantee or commitment of future state funding.

APPLICANT DATA

Applicant:	Cypress Elementary	PTN:	66480 - 23
Application No:	57/66480-00-006	County:	Orange
School Name:	LANDELL (MARGARET) ELEMENTARY		

HISTORY OF PROJECT FUNDING

	Fund Code	Proposition	Previously Authorized	Authorized This Action	Unfunded Approval This Action
State Share					
Modernization/Add. Grant	951-570	51	\$	\$ 1,078,807.00	\$ 1,078,807.00
Applicant Share					
District Contribution				719,205.00	
Total			\$ <u>0.00</u>	\$ <u>1,798,012.00</u>	\$ <u>1,078,807.00</u>
Funding Source: Proposition 51 Bonds/2016-Nov.					

APPLICATION DATA

Type of Project:	Elementary School	
Pupils Assigned Under 50 Yrs:	K-6:	12
Pupils Assigned Over 50 Yrs:	K-6:	139
Recommended Acres:		14.4
Existing Acres:		10.5

PROGRAM GRANT DATA

Accessibility Fire Grant	\$	29,586.00
Base Grant - Over 50Yr	\$	928,520.00
Base Grant - Under 50Yr	\$	57,696.00
Fire Detection	\$	23,556.00
Small Size Project	\$	39,449.00
Total State Share (60%)		1,078,807.00
Applicant Share (40%)		719,205.00
Total Project Cost	\$	<u>1,798,012.00</u>

STIPULATED TERMS & NEXT STEPS

The Applicant is required to submit a signed Grant Agreement pursuant to School Facility Program Regulation Section 1859.90.4 for the project prior to or concurrent with a request for the release of funds.

The Applicant shall ensure that it is in compliance with all applicable laws, regulations and certifications it made on the program forms.

The Applicant is responsible for ensuring that the project is compliant with Prevailing Wage Monitoring and/or Labor Compliance Program requirements at the time construction contracts are executed and/or construction commenced.

This application is placed on the Unfunded List (Lack of AB 55 Loans) pursuant to the Board's action on March 11, 2009. This approval does not constitute a guarantee or commitment of future state funding.

APPLICANT DATA

Applicant:	Fremont Unified	PTN:	61176 - 229
Application No:	50/61176-09-002	County:	Alameda
School Name:	AMERICAN HIGH	Filing Basis:	Kennedy, American and

HISTORY OF PROJECT FUNDING

	Fund Code	Proposition	Previously Authorized	Authorized This Action	Unfunded Approval This Action
<u>State Share</u>					
New Construction/Add. Grant	951-500	51		\$ 9,666,787.00	\$ 9,666,787.00
<u>Applicant Share</u>					
District Contribution				9,666,787.00	
Total			\$ 0.00	\$ 19,333,574.00	\$ 9,666,787.00

Funding Source: Proposition 51 Bonds/2016-Nov.

APPLICATION DATA

Type of Project:		High School
Pupils Assigned:	9-12	486
Number of Classrooms:		18
Addition to Existing Site:		No
Master Plan Acres:		60.9
Recommended Acres:		60.9
Existing Acres:		43.0
Proposed Acres:		0.0

PROGRAM GRANT DATA

Base Grant	\$ 8,259,084.00
Fire Detection	\$ 16,524.00
Multi Level Construction	\$ 991,090.00
Off Site	\$ 20,950.00
Service Site Development	\$ 141,672.00
Utilities	\$ 237,467.00
Total State Share (50%)	9,666,787.00
Applicant Share (50%)	9,666,787.00
Total Project Cost	\$ 19,333,574.00

STIPULATED TERMS & NEXT STEPS

The Applicant is required to submit a signed Grant Agreement pursuant to School Facility Program Regulation Section 1859.90.4 for the project prior to or concurrent with a request for the release of funds.

The Applicant shall ensure that it is in compliance with all applicable laws, regulations and certifications it made on the program forms.

The Applicant is responsible for ensuring that the project is compliant with Prevailing Wage Monitoring and/or Labor Compliance Program requirements at the time construction contracts are executed and/or construction commenced.

This application is placed on the Unfunded List (Lack of AB 55 Loans) pursuant to the Board's action on March 11, 2009. This approval does not constitute a guarantee or commitment of future state funding.

APPLICANT DATA

Applicant:	Elk Grove Unified	PTN:	67314 - 175
Application No:	57/67314-00-022	County:	Sacramento
School Name:	VALLEY HIGH		

HISTORY OF PROJECT FUNDING

	Fund Code	Proposition	Previously Authorized	Authorized This Action	Unfunded Approval This Action
State Share					
Modernization/Add. Grant	951-570	51	\$	1,714,435.00 \$	1,714,435.00
Applicant Share					
District Contribution				1,142,957.00	
Total			\$ <u>0.00</u>	\$ <u>2,857,392.00</u>	\$ <u>1,714,435.00</u>
Funding Source: Proposition 51 Bonds/2016-Nov.					

APPLICATION DATA

Type of Project:	High School
Pupils Assigned Under 50 Yrs:	9-12 250
Recommended Acres:	40.7
Existing Acres:	43.95

PROGRAM GRANT DATA

Accessibility Fire Grant	\$	49,935.00
Base Grant - Under 50Yr	\$	1,664,500.00
Total State Share (60%)		1,714,435.00
Applicant Share (40%)		1,142,957.00
Total Project Cost	\$	<u>2,857,392.00</u>

STIPULATED TERMS & NEXT STEPS

This application is placed on the Unfunded List (Lack of AB 55 Loans) pursuant to the Board's action on March 11, 2009. This approval does not constitute a guarantee or commitment of future state funding.

The Applicant shall ensure that it is in compliance with all applicable laws, regulations and certifications it made on the program forms.

The Applicant is required to submit a signed Grant Agreement pursuant to School Facility Program Regulation Section 1859.90.4 for the project prior to or concurrent with a request for the release of funds.

The Applicant is responsible for ensuring that the project is compliant with Prevailing Wage Monitoring and/or Labor Compliance Program requirements at the time construction contracts are executed and/or construction commenced.

APPLICANT DATA			
Applicant:	Merced City Elementary	PTN:	65771 - 98
Application No:	50/65771-00-023	County:	Merced
School Name:	FRANKLIN ELEMENTARY	Filing Basis:	District-wide

HISTORY OF PROJECT FUNDING					
	Fund Code	Proposition	Previously Authorized	Authorized This Action	Unfunded Approval This Action
State Share					
New Construction/Add. Grant	951-500	51	\$	917,210.00	\$ 917,210.00
Applicant Share					
District Contribution				917,210.00	
Total			\$ 0.00	\$ 1,834,420.00	\$ 917,210.00

Funding Source: Proposition 51 Bonds/2016-Nov.

APPLICATION DATA		
Type of Project:		
Pupils Assigned:	K-6:	50
Number of Classrooms:		2
Addition to Existing Site:		No
Master Plan Acres:		8.1
Recommended Acres:		7.3
Existing Acres:		10.0

PROGRAM GRANT DATA	
Automatic Sprinkler System	\$ 10,450.00
Base Grant	\$ 622,550.00
Fire Detection	\$ 750.00
Service Site Development	\$ 176,829.00
Small Size Project	\$ 74,706.00
Utilities	\$ 31,925.00
Total State Share (50%)	917,210.00
Applicant Share (50%)	917,210.00
Total Project Cost	\$ 1,834,420.00

STIPULATED TERMS & NEXT STEPS
<p>The Applicant is required to submit a signed Grant Agreement pursuant to School Facility Program Regulation Section 1859.90.4 for the project prior to or concurrent with a request for the release of funds.</p> <p>The Applicant shall ensure that it is in compliance with all applicable laws, regulations and certifications it made on the program forms.</p> <p>The Applicant is responsible for ensuring that the project is compliant with Prevailing Wage Monitoring and/or Labor Compliance Program requirements at the time construction contracts are executed and/or construction commenced.</p> <p>This application is placed on the Unfunded List (Lack of AB 55 Loans) pursuant to the Board's action on March 11, 2009. This approval does not constitute a guarantee or commitment of future state funding.</p>

APPLICANT DATA

Applicant:	Jurupa Unified	PTN:	67090 - 87
Application No:	57/67090-00-014	County:	Riverside
School Name:	RUBIDOUX HIGH		

HISTORY OF PROJECT FUNDING

	Fund Code	Proposition	Previously Authorized	Authorized This Action	Unfunded Approval This Action
State Share					
Modernization/Add. Grant	951-570	51	\$	\$ 5,386,382.00	\$ 5,386,382.00
Applicant Share					
District Contribution				3,590,921.00	
Total			\$ <u>0.00</u>	\$ <u>8,977,303.00</u>	\$ <u>5,386,382.00</u>

Funding Source: Proposition 51 Bonds/2016-Nov.

APPLICATION DATA

Type of Project:		High School
Pupils Assigned Under 50 Yrs:		
	9-12	0
	Non-Severe:	3
Pupils Assigned Over 50 Yrs:		
	9-12	553
Recommended Acres:		41.2
Existing Acres:		35.8

PROGRAM GRANT DATA

Accessibility Fire Grant	\$	154,347.00
Base Grant - Over 50Yr	\$	5,114,144.00
Base Grant - Under 50Yr	\$	30,759.00
Fire Detection	\$	87,132.00
Total State Share (60%)		5,386,382.00
Applicant Share (40%)		3,590,921.00
Total Project Cost	\$	<u>8,977,303.00</u>

STIPULATED TERMS & NEXT STEPS

The Applicant is required to submit a signed Grant Agreement pursuant to School Facility Program Regulation Section 1859.90.4 for the project prior to or concurrent with a request for the release of funds.

The Applicant shall ensure that it is in compliance with all applicable laws, regulations and certifications it made on the program forms.

The Applicant is responsible for ensuring that the project is compliant with Prevailing Wage Monitoring and/or Labor Compliance Program requirements at the time construction contracts are executed and/or construction commenced.

This application is placed on the Unfunded List (Lack of AB 55 Loans) pursuant to the Board's action on March 11, 2009. This approval does not constitute a guarantee or commitment of future state funding.

APPLICANT DATA

Applicant:	Menifee Union Elementary	PTN:	67116 - 54
Application No:	50/67116-00-015	County:	Riverside
School Name:	TAAWILA ELEMENTARY	Filing Basis:	District-wide

HISTORY OF PROJECT FUNDING

	Fund Code	Proposition	Previously Authorized	Authorized This Action	Unfunded Approval This Action
State Share					
New Construction/Add. Grant	951-500	51	\$	16,026,910.00	\$ 16,026,910.00
Applicant Share					
District Contribution				16,026,910.00	
Total			\$ <u>0.00</u>	\$ <u>32,053,820.00</u>	\$ <u>16,026,910.00</u>

Funding Source: Proposition 51 Bonds/2016-Nov.

APPLICATION DATA

Type of Project:	Elementary School	
Pupils Assigned:	K-6:	875
Pupils Assigned:	Non-Severe:	13
Number of Classrooms:		36
Addition to Existing Site:		No
Master Plan Acres:		14.0
Recommended Acres:		14.0
Proposed Acres:		13.57

PROGRAM GRANT DATA

2% of Appraised or Actual Value	\$	81,400.00
Automatic Sprinkler System	\$	191,324.00
Base Grant	\$	11,358,003.00
DTSC Fees	\$	750.00
Fire Detection	\$	13,710.00
General Site	\$	972,700.00
NC New Site Acquisition	\$	2,035,000.00
Off Site	\$	62,719.00
Service Site Development	\$	1,245,348.00
Utilities	\$	65,956.00
Total State Share (50%)		<u>16,026,910.00</u>
Applicant Share (50%)		<u>16,026,910.00</u>
Total Project Cost	\$	<u><u>32,053,820.00</u></u>

STIPULATED TERMS & NEXT STEPS

The Applicant is required to submit a signed Grant Agreement pursuant to School Facility Program Regulation Section 1859.90.4 for the project prior to or concurrent with a request for the release of funds.

The Applicant shall ensure that it is in compliance with all applicable laws, regulations and certifications it made on the program forms.

The Applicant is responsible for ensuring that the project is compliant with Prevailing Wage Monitoring and/or Labor Compliance Program requirements at the time construction contracts are executed and/or construction commenced.

This application is placed on the Unfunded List (Lack of AB 55 Loans) pursuant to the Board's action on March 11, 2009. This approval does not constitute a guarantee or commitment of future state funding.

APPLICANT DATA

Applicant:	Alhambra Unified	PTN:	75713 - 99
Application No:	57/75713-00-028	County:	Los Angeles
School Name:	REPETTO ELEMENTARY		

HISTORY OF PROJECT FUNDING

	Fund Code	Proposition	Previously Authorized	Authorized This Action	Unfunded Approval This Action
State Share					
Modernization/Add. Grant	951-570	51	\$	\$ 3,207,823.00	\$ 3,207,823.00
Applicant Share					
District Contribution				2,138,549.00	
Total			\$ <u>0.00</u>	\$ <u>5,346,372.00</u>	\$ <u>3,207,823.00</u>
Funding Source: Proposition 51 Bonds/2016-Nov.					

APPLICATION DATA

Type of Project:	Elementary School	
Pupils Assigned Under 50 Yrs:	K-6:	406
	7-8:	82
	9-12	0
	Non-Severe:	3
	Severe:	0
Pupils Assigned Over 50 Yrs:	K-6:	25
	7-8:	0
	9-12	0
	Non-Severe:	3
	Severe:	0

PROGRAM GRANT DATA

Accessibility Fire Grant	\$	78,285.00
Base Grant - Over 50Yr	\$	209,711.00
Base Grant - Under 50Yr	\$	2,399,777.00
Fire Detection	\$	81,756.00
Urban / Security / Impacted Site	\$	438,294.00
Total State Share (60%)		3,207,823.00
Applicant Share (40%)		2,138,549.00
Total Project Cost	\$	<u>5,346,372.00</u>

Recommended Acres: 16.5
Existing Acres: 9.01

STIPULATED TERMS & NEXT STEPS

This application is placed on the Unfunded List (Lack of AB 55 Loans) pursuant to the Board's action on March 11, 2009. This approval does not constitute a guarantee or commitment of future state funding.

The Applicant is responsible for ensuring that the project is compliant with Prevailing Wage Monitoring and/or Labor Compliance Program requirements at the time construction contracts are executed and/or construction commenced.

The Applicant shall ensure that it is in compliance with all applicable laws, regulations and certifications it made on the program forms.

The Applicant is required to submit a signed Grant Agreement pursuant to School Facility Program Regulation Section 1859.90.4 for the project prior to or concurrent with a request for the release of funds.

APPLICANT DATA

Applicant:	Alhambra Unified	PTN:	75713 - 98
Application No:	57/75713-00-029	County:	Los Angeles
School Name:	MONTEREY HIGHLANDS ELEMENTARY		

HISTORY OF PROJECT FUNDING

	Fund Code	Proposition	Previously Authorized	Authorized This Action	Unfunded Approval This Action
State Share					
Modernization/Add. Grant	951-570	51	\$	1,867,011.00	\$ 1,867,011.00
Applicant Share					
District Contribution				1,244,674.00	
Total			\$ <u>0.00</u>	\$ <u>3,111,685.00</u>	\$ <u>1,867,011.00</u>
Funding Source: Proposition 51 Bonds/2016-Nov.					

APPLICATION DATA

Type of Project:	Elementary School	
Pupils Assigned Under 50 Yrs:	K-6:	0
	7-8:	0
	9-12	0
	Non-Severe:	4
	Severe:	1
Pupils Assigned Over 50 Yrs:	K-6:	205
	7-8:	29
	9-12	0
	Non-Severe:	7
	Severe:	2

PROGRAM GRANT DATA

Accessibility Fire Grant	\$	53,186.00
Base Grant - Over 50Yr	\$	1,716,526.00
Base Grant - Under 50Yr	\$	56,337.00
Fire Detection	\$	40,962.00
Total State Share (60%)		1,867,011.00
Applicant Share (40%)		1,244,674.00
Total Project Cost	\$	<u>3,111,685.00</u>

Recommended Acres: 21.1
Existing Acres: 13.66

STIPULATED TERMS & NEXT STEPS

This application is placed on the Unfunded List (Lack of AB 55 Loans) pursuant to the Board's action on March 11, 2009. This approval does not constitute a guarantee or commitment of future state funding.

The Applicant is responsible for ensuring that the project is compliant with Prevailing Wage Monitoring and/or Labor Compliance Program requirements at the time construction contracts are executed and/or construction commenced.

The Applicant shall ensure that it is in compliance with all applicable laws, regulations and certifications it made on the program forms.

The Applicant is required to submit a signed Grant Agreement pursuant to School Facility Program Regulation Section 1859.90.4 for the project prior to or concurrent with a request for the release of funds.

APPLICANT DATA

Applicant:	Redondo Beach Unified	PTN:	75341 - 117
Application No:	50/75341-00-001	County:	Los Angeles
School Name:	REDONDO HIGH	Filing Basis:	District-wide

HISTORY OF PROJECT FUNDING

	Fund Code	Proposition	Previously Authorized	Authorized This Action	Unfunded Approval This Action
State Share					
New Construction/Add. Grant	951-500	51	\$	2,479,159.00	\$ 2,479,159.00
Applicant Share					
District Contribution				2,479,159.00	
Total			\$ <u>0.00</u>	\$ <u>4,958,318.00</u>	\$ <u>2,479,159.00</u>

Funding Source: Proposition 51 Bonds/2016-Nov.

APPLICATION DATA

Type of Project:		High School
Pupils Assigned:	9-12	135
Number of Classrooms:		5
Addition to Existing Site:		No
Recommended Acres:		68.3
Existing Acres:		56.0

PROGRAM GRANT DATA

Base Grant	\$	2,294,190.00
Fire Detection	\$	4,590.00
Service Site Development	\$	71,627.00
Small Size Project	\$	91,768.00
Utilities	\$	16,984.00
Total State Share (50%)		<u>2,479,159.00</u>
Applicant Share (50%)		<u>2,479,159.00</u>
Total Project Cost	\$	<u><u>4,958,318.00</u></u>

STIPULATED TERMS & NEXT STEPS

The Applicant is required to submit a signed Grant Agreement pursuant to School Facility Program Regulation Section 1859.90.4 for the project prior to or concurrent with a request for the release of funds.

The Applicant shall ensure that it is in compliance with all applicable laws, regulations and certifications it made on the program forms.

The Applicant is responsible for ensuring that the project is compliant with Prevailing Wage Monitoring and/or Labor Compliance Program requirements at the time construction contracts are executed and/or construction commenced.

This application is placed on the Unfunded List (Lack of AB 55 Loans) pursuant to the Board's action on March 11, 2009. This approval does not constitute a guarantee or commitment of future state funding.

APPLICANT DATA

Applicant:	William S. Hart Union High	PTN:	65136 - 106
Application No:	57/65136-00-010	County:	Los Angeles
School Name:	PLACERITA JUNIOR HIGH		

HISTORY OF PROJECT FUNDING

	Fund Code	Proposition	Previously Authorized	Authorized This Action	Unfunded Approval This Action
State Share					
Modernization/Add. Grant	951-570	51	\$	\$ 1,576,216.00	\$ 1,576,216.00
Applicant Share					
District Contribution				1,050,811.00	
Total			\$ <u>0.00</u>	\$ <u>2,627,027.00</u>	\$ <u>1,576,216.00</u>

Funding Source: Proposition 51 Bonds/2016-Nov.

APPLICATION DATA

Type of Project:	Middle School
Pupils Assigned Under 50 Yrs:	
7-8:	0
Non-Severe:	0
Pupils Assigned Over 50 Yrs:	
7-8:	202
Non-Severe:	5
Recommended Acres:	23.1
Existing Acres:	20.0

PROGRAM GRANT DATA

Accessibility Fire Grant	\$	44,949.00
Base Grant - Over 50Yr	\$	1,498,315.00
Fire Detection	\$	32,952.00
Total State Share (60%)		1,576,216.00
Applicant Share (40%)		1,050,811.00
Total Project Cost	\$	<u>2,627,027.00</u>

STIPULATED TERMS & NEXT STEPS

The Applicant is required to submit a signed Grant Agreement pursuant to School Facility Program Regulation Section 1859.90.4 for the project prior to or concurrent with a request for the release of funds.

The Applicant shall ensure that it is in compliance with all applicable laws, regulations and certifications it made on the program forms.

The Applicant is responsible for ensuring that the project is compliant with Prevailing Wage Monitoring and/or Labor Compliance Program requirements at the time construction contracts are executed and/or construction commenced.

This application is placed on the Unfunded List (Lack of AB 55 Loans) pursuant to the Board's action on March 11, 2009. This approval does not constitute a guarantee or commitment of future state funding.

APPLICANT DATA

Applicant:	Monson-Sultana Joint Union Elementary	PTN:	72009 - 3
Application No:	50/72009-00-002	County:	Tulare
School Name:	MONSON-SULTANA ELEMENTARY	Filing Basis:	District-wide

HISTORY OF PROJECT FUNDING

	Fund Code	Proposition	Previously Authorized	Authorized This Action	Unfunded Approval This Action
State Share					
New Construction Design Grant	951-500	51	\$	207,099.00 \$	207,099.00
Applicant Share					
District Contribution				37,232.00	
Financial Hardship	951-500	51		169,867.00 \$	169,867.00
Total			\$ <u>0.00</u>	\$ <u>414,198.00</u>	\$ <u>376,966.00</u>

Funding Source: Proposition 51 Bonds/2016-Nov.

APPLICATION DATA

Type of Project:	Elementary School
Pupils Assigned:	K-6: 82
Addition to Existing Site:	No

PROGRAM GRANT DATA

Separate Site Grant	
Total Design (40% of Base Grant)	\$ 414,198.00
Total State Share (50%)	207,099.00
Applicant Share (50%)	\$ 207,099.00

STIPULATED TERMS & NEXT STEPS

The Applicant is required to submit a signed Grant Agreement pursuant to School Facility Program Regulation Section 1859.90.4 for the project prior to or concurrent with a request for the release of funds.

The Applicant shall ensure that it is in compliance with all applicable laws, regulations and certifications it made on the program forms.

The Applicant is responsible for ensuring that the project is compliant with Prevailing Wage Monitoring and/or Labor Compliance Program requirements at the time construction contracts are executed and/or construction commenced.

This application is placed on the Unfunded List (Lack of AB 55 Loans) pursuant to the Board's action on March 11, 2009. This approval does not constitute a guarantee or commitment of future state funding.

The Applicant qualifies for financial hardship pursuant to School Facility Program Regulation Section 1859.81(c)(4). The Applicant has demonstrated it is financially unable to provide all or a part of the matching funds and is levying the developer fees or equal alternative revenue source justified by law. The Applicant's total bonding capacity as of January 20, 2021 is \$5 million or less.

APPLICANT DATA

Applicant:	Elk Grove Unified	PTN:	67314 - 177
Application No:	57/67314-00-023	County:	Sacramento
School Name:	SIERRA-ENTERPRISE ELEMENTARY		

HISTORY OF PROJECT FUNDING

	Fund Code	Proposition	Previously Authorized	Authorized This Action	Unfunded Approval This Action
State Share					
Modernization/Add. Grant	951-570	51	\$	\$ 1,691,212.00	\$ 1,691,212.00
Applicant Share					
District Contribution				1,127,475.00	
Total			\$ <u>0.00</u>	\$ <u>2,818,687.00</u>	\$ <u>1,691,212.00</u>

Funding Source: Proposition 51 Bonds/2016-Nov.

APPLICATION DATA

Type of Project:	Elementary School	
Pupils Assigned Under 50 Yrs:	K-6:	200
	Non-Severe:	26
	Severe:	27

PROGRAM GRANT DATA

Accessibility Fire Grant	\$	49,259.00
Base Grant - Under 50Yr	\$	1,641,953.00
Total State Share (60%)		1,691,212.00
Applicant Share (40%)		1,127,475.00
Total Project Cost	\$	<u>2,818,687.00</u>

Recommended Acres: 9.9
Existing Acres: 12.28

STIPULATED TERMS & NEXT STEPS

The Applicant is required to submit a signed Grant Agreement pursuant to School Facility Program Regulation Section 1859.90.4 for the project prior to or concurrent with a request for the release of funds.

The Applicant shall ensure that it is in compliance with all applicable laws, regulations and certifications it made on the program forms.

The Applicant is responsible for ensuring that the project is compliant with Prevailing Wage Monitoring and/or Labor Compliance Program requirements at the time construction contracts are executed and/or construction commenced.

This application is placed on the Unfunded List (Lack of AB 55 Loans) pursuant to the Board's action on March 11, 2009. This approval does not constitute a guarantee or commitment of future state funding.

APPLICANT DATA

Applicant:	Elk Grove Unified	PTN:	67314 - 168
Application No:	57/67314-00-024	County:	Sacramento
School Name:	FLORIN HIGH		

HISTORY OF PROJECT FUNDING

	Fund Code	Proposition	Previously Authorized	Authorized This Action	Unfunded Approval This Action
State Share					
Modernization/Add. Grant	951-570	51	\$	\$ 3,326,004.00	\$ 3,326,004.00
Applicant Share					
District Contribution				2,217,336.00	
Total			\$ <u>0.00</u>	\$ <u>5,543,340.00</u>	\$ <u>3,326,004.00</u>
Funding Source: Proposition 51 Bonds/2016-Nov.					

APPLICATION DATA

Type of Project:	High School
Pupils Assigned Under 50 Yrs:	9-12 485
Recommended Acres:	40.7
Existing Acres:	46.09

PROGRAM GRANT DATA

Accessibility Fire Grant	\$ 96,874.00
Base Grant - Under 50Yr	\$ 3,229,130.00
Total State Share (60%)	3,326,004.00
Applicant Share (40%)	2,217,336.00
Total Project Cost	\$ <u>5,543,340.00</u>

STIPULATED TERMS & NEXT STEPS

This application is placed on the Unfunded List (Lack of AB 55 Loans) pursuant to the Board's action on March 11, 2009. This approval does not constitute a guarantee or commitment of future state funding.

The Applicant shall ensure that it is in compliance with all applicable laws, regulations and certifications it made on the program forms.

The Applicant is required to submit a signed Grant Agreement pursuant to School Facility Program Regulation Section 1859.90.4 for the project prior to or concurrent with a request for the release of funds.

The Applicant is responsible for ensuring that the project is compliant with Prevailing Wage Monitoring and/or Labor Compliance Program requirements at the time construction contracts are executed and/or construction commenced.

APPLICANT DATA

Applicant:	Fairfield-Suisun Unified	PTN:	70540 - 124
Application No:	50/70540-00-027	County:	Solano
School Name:	PUBLIC SAFETY ACADEMY	Filing Basis:	District-wide

HISTORY OF PROJECT FUNDING

	Fund Code	Proposition	Previously Authorized	Authorized This Action	Unfunded Approval This Action
State Share					
New Construction/Add. Grant	951-500	51	\$	5,533,642.00	\$ 5,533,642.00
Applicant Share					
District Contribution				5,533,642.00	
Total			\$ <u>0.00</u>	\$ <u>11,067,284.00</u>	\$ <u>5,533,642.00</u>

Funding Source: Proposition 51 Bonds/2016-Nov.

APPLICATION DATA

Type of Project:	High School
Pupils Assigned:	K-6: 269
Number of Classrooms:	3
Addition to Existing Site:	No
Use of Grants 1859.77.3(a):	Yes
Use of Grants 1859.77.3(b):	Yes
Master Plan Acres:	38.2
Recommended Acres:	34.2
Existing Acres:	12.0
Proposed Acres:	0.0
Additional Facilities:	Gym, Library,

PROGRAM GRANT DATA

Automatic Sprinkler System	\$ 57,028.00
Base Grant	\$ 3,396,932.00
Fire Detection	\$ 4,035.00
Multi Level Construction	\$ 165,182.00
Off Site	\$ 29,343.00
Service Site Development	\$ 282,208.00
Urban / Security / Impacted Site	\$ 1,496,271.00
Utilities	\$ 102,643.00
Total State Share (50%)	<u>5,533,642.00</u>
Applicant Share (50%)	<u>5,533,642.00</u>
Total Project Cost	<u>\$ 11,067,284.00</u>

STIPULATED TERMS & NEXT STEPS

The Applicant is required to submit a signed Grant Agreement pursuant to School Facility Program Regulation Section 1859.90.4 for the project prior to or concurrent with a request for the release of funds.

The Applicant shall ensure that it is in compliance with all applicable laws, regulations and certifications it made on the program forms.

The Applicant is responsible for ensuring that the project is compliant with Prevailing Wage Monitoring and/or Labor Compliance Program requirements at the time construction contracts are executed and/or construction commenced.

This application is placed on the Unfunded List (Lack of AB 55 Loans) pursuant to the Board's action on March 11, 2009. This approval does not constitute a guarantee or commitment of future state funding.

APPLICANT DATA

Applicant:	Irvine Unified	PTN:	73650 - 218
Application No:	57/73650-00-025	County:	Orange
School Name:	IRVINE HIGH		

HISTORY OF PROJECT FUNDING

	Fund Code	Proposition	Previously Authorized	Authorized This Action	Unfunded Approval This Action
State Share					
Modernization/Add. Grant	951-570	51	\$	\$ 4,256,129.00	\$ 4,256,129.00
Applicant Share					
District Contribution				2,837,419.00	
Total			\$ <u>0.00</u>	\$ <u>7,093,548.00</u>	\$ <u>4,256,129.00</u>

Funding Source: Proposition 51 Bonds/2016-Nov.

APPLICATION DATA

Type of Project:		High School
Pupils Assigned Under 50 Yrs:	K-6:	0
	7-8:	0
	9-12	596
	Non-Severe:	7
	Severe:	0
	7-8:	0
	9-12	0
	Non-Severe:	0
	Severe:	0

PROGRAM GRANT DATA

Accessibility Fire Grant	\$	121,198.00
Base Grant - Under 50Yr	\$	4,039,939.00
Fire Detection	\$	94,992.00
Total State Share (60%)		4,256,129.00
Applicant Share (40%)		2,837,419.00
Total Project Cost	\$	<u>7,093,548.00</u>

Recommended Acres:	52.7
Existing Acres:	59.14

STIPULATED TERMS & NEXT STEPS

The Applicant is required to submit a signed Grant Agreement pursuant to School Facility Program Regulation Section 1859.90.4 for the project prior to or concurrent with a request for the release of funds.

The Applicant shall ensure that it is in compliance with all applicable laws, regulations and certifications it made on the program forms.

The Applicant is responsible for ensuring that the project is compliant with Prevailing Wage Monitoring and/or Labor Compliance Program requirements at the time construction contracts are executed and/or construction commenced.

This application is placed on the Unfunded List (Lack of AB 55 Loans) pursuant to the Board's action on March 11, 2009. This approval does not constitute a guarantee or commitment of future state funding.

APPLICANT DATA

Applicant:	Irvine Unified	PTN:	73650 - 219
Application No:	57/73650-00-026	County:	Orange
School Name:	UNIVERSITY HIGH		

HISTORY OF PROJECT FUNDING

	Fund Code	Proposition	Previously Authorized	Authorized This Action	Unfunded Approval This Action
State Share					
Modernization/Add. Grant	951-570	51	\$	735,286.00 \$	735,286.00
Applicant Share					
District Contribution				490,191.00	
Total			\$ <u>0.00</u> \$	<u>1,225,477.00</u> \$	<u>735,286.00</u>

Funding Source: Proposition 51 Bonds/2016-Nov.

APPLICATION DATA

Type of Project:		High School
Pupils Assigned Under 50 Yrs:	K-6:	0
	7-8:	0
	9-12	101
	Non-Severe:	0
	Severe:	0
	7-8:	0
	9-12	0
	Non-Severe:	0
	Severe:	0

PROGRAM GRANT DATA

Accessibility Fire Grant	\$	20,174.00
Base Grant - Under 50Yr	\$	672,458.00
Fire Detection	\$	15,756.00
Small Size Project	\$	26,898.00
Total State Share (60%)		735,286.00
Applicant Share (40%)		490,191.00
Total Project Cost	\$	<u>1,225,477.00</u>

Recommended Acres:	60.8
Existing Acres:	42.0

STIPULATED TERMS & NEXT STEPS

The Applicant is required to submit a signed Grant Agreement pursuant to School Facility Program Regulation Section 1859.90.4 for the project prior to or concurrent with a request for the release of funds.

The Applicant shall ensure that it is in compliance with all applicable laws, regulations and certifications it made on the program forms.

The Applicant is responsible for ensuring that the project is compliant with Prevailing Wage Monitoring and/or Labor Compliance Program requirements at the time construction contracts are executed and/or construction commenced.

This application is placed on the Unfunded List (Lack of AB 55 Loans) pursuant to the Board's action on March 11, 2009. This approval does not constitute a guarantee or commitment of future state funding.

APPLICANT DATA			
Applicant:	Irvine Unified	PTN:	73650 - 223
Application No:	50/73650-00-035	County:	Orange
School Name:	CREEKSIDE HIGH	Filing Basis:	District-wide

HISTORY OF PROJECT FUNDING					
	Fund Code	Proposition	Previously Authorized	Authorized This Action	Unfunded Approval This Action
State Share					
New Construction/Add. Grant	951-500	51	\$	1,166,945.00	\$ 1,166,945.00
Applicant Share					
District Contribution				1,166,945.00	
Total			\$ <u>0.00</u>	\$ <u>2,333,890.00</u>	\$ <u>1,166,945.00</u>
Funding Source: Proposition 51 Bonds/2016-Nov.					

APPLICATION DATA		
Type of Project:		High School
Pupils Assigned:	9-12	54
Number of Classrooms:		2
Addition to Existing Site:		No
Master Plan Acres:		11.2
Recommended Acres:		4.1
Existing Acres:		18.5

PROGRAM GRANT DATA	
Automatic Sprinkler System	\$ 14,148.00
Base Grant	\$ 917,676.00
Fire Detection	\$ 1,836.00
Service Site Development	\$ 108,204.00
Small Size Project	\$ 110,121.00
Utilities	\$ 14,960.00
Total State Share (50%)	1,166,945.00
Applicant Share (50%)	1,166,945.00
Total Project Cost	\$ <u>2,333,890.00</u>

STIPULATED TERMS & NEXT STEPS
<p>The Applicant is required to submit a signed Grant Agreement pursuant to School Facility Program Regulation Section 1859.90.4 for the project prior to or concurrent with a request for the release of funds.</p> <p>The Applicant shall ensure that it is in compliance with all applicable laws, regulations and certifications it made on the program forms.</p> <p>The Applicant is responsible for ensuring that the project is compliant with Prevailing Wage Monitoring and/or Labor Compliance Program requirements at the time construction contracts are executed and/or construction commenced.</p> <p>This application is placed on the Unfunded List (Lack of AB 55 Loans) pursuant to the Board's action on March 11, 2009. This approval does not constitute a guarantee or commitment of future state funding.</p>

APPLICANT DATA			
Applicant:	Irvine Unified	PTN:	73650 - 224
Application No:	50/73650-00-036	County:	Orange
School Name:	SIERRA VISTA MIDDLE	Filing Basis:	District-wide

HISTORY OF PROJECT FUNDING					
	Fund Code	Proposition	Previously Authorized	Authorized This Action	Unfunded Approval This Action
State Share					
New Construction/Add. Grant	951-500	51	\$	\$ 1,671,605.00	\$ 1,671,605.00
Applicant Share					
District Contribution				1,671,605.00	
Total			\$ 0.00	\$ 3,343,210.00	\$ 1,671,605.00

Funding Source: Proposition 51 Bonds/2016-Nov.

APPLICATION DATA	
Type of Project:	Middle School
Pupils Assigned:	7-8: 108
Number of Classrooms:	4
Addition to Existing Site:	No
Master Plan Acres:	15.0
Recommended Acres:	15.0
Existing Acres:	14.3

PROGRAM GRANT DATA	
Base Grant	\$ 1,422,252.00
Fire Detection	\$ 2,160.00
Service Site Development	\$ 154,312.00
Small Size Project	\$ 56,890.00
Utilities	\$ 35,991.00
Total State Share (50%)	1,671,605.00
Applicant Share (50%)	1,671,605.00
Total Project Cost	\$ 3,343,210.00

Previous SAB Actions:

STIPULATED TERMS & NEXT STEPS

The Applicant is required to submit a signed Grant Agreement pursuant to School Facility Program Regulation Section 1859.90.4 for the project prior to or concurrent with a request for the release of funds.

The Applicant shall ensure that it is in compliance with all applicable laws, regulations and certifications it made on the program forms.

The Applicant is responsible for ensuring that the project is compliant with Prevailing Wage Monitoring and/or Labor Compliance Program requirements at the time construction contracts are executed and/or construction commenced.

This application is placed on the Unfunded List (Lack of AB 55 Loans) pursuant to the Board's action on March 11, 2009. This approval does not constitute a guarantee or commitment of future state funding.

APPLICANT DATA			
Applicant:	Irvine Unified	PTN:	73650 - 225
Application No:	50/73650-00-037	County:	Orange
School Name:	SOUTH LAKE MIDDLE	Filing Basis:	District-wide

HISTORY OF PROJECT FUNDING					
	Fund Code	Proposition	Previously Authorized	Authorized This Action	Unfunded Approval This Action
State Share					
New Construction/Add. Grant	951-500	51	\$	\$ 919,005.00	\$ 919,005.00
Applicant Share					
District Contribution				919,005.00	
Total			\$ 0.00	\$ 1,838,010.00	\$ 919,005.00

Funding Source: Proposition 51 Bonds/2016-Nov.

APPLICATION DATA		
Type of Project:	Middle School	
Pupils Assigned:	7-8: 54	
Number of Classrooms:	2	
Addition to Existing Site:	No	
Master Plan Acres:	12.2	
Recommended Acres:	14.0	
Existing Acres:	12.2	
Proposed Acres:	0.0	

PROGRAM GRANT DATA	
Base Grant	\$ 721,224.00
Fire Detection	\$ 1,080.00
Service Site Development	\$ 75,590.00
Small Size Project	\$ 86,547.00
Utilities	\$ 34,564.00
Total State Share (50%)	919,005.00
Applicant Share (50%)	919,005.00
Total Project Cost	\$ 1,838,010.00

STIPULATED TERMS & NEXT STEPS
<p>The Applicant is required to submit a signed Grant Agreement pursuant to School Facility Program Regulation Section 1859.90.4 for the project prior to or concurrent with a request for the release of funds.</p> <p>The Applicant shall ensure that it is in compliance with all applicable laws, regulations and certifications it made on the program forms.</p> <p>The Applicant is responsible for ensuring that the project is compliant with Prevailing Wage Monitoring and/or Labor Compliance Program requirements at the time construction contracts are executed and/or construction commenced.</p> <p>This application is placed on the Unfunded List (Lack of AB 55 Loans) pursuant to the Board's action on March 11, 2009. This approval does not constitute a guarantee or commitment of future state funding.</p>

APPLICANT DATA

Applicant:	Merced City Elementary	PTN:	65771 - 90
Application No:	57/65771-00-015	County:	Merced
School Name:	LUTHER BURBANK ELEMENTARY		

HISTORY OF PROJECT FUNDING

	Fund Code	Proposition	Previously Authorized	Authorized This Action	Unfunded Approval This Action
State Share					
Modernization/Add. Grant	951-570	51	\$	\$ 1,881,349.00	\$ 1,881,349.00
Applicant Share					
District Contribution				1,254,233.00	
Total			\$ <u>0.00</u>	\$ <u>3,135,582.00</u>	\$ <u>1,881,349.00</u>
Funding Source: Proposition 51 Bonds/2016-Nov.					

APPLICATION DATA

Type of Project:	Elementary School	
Pupils Assigned Under 50 Yrs:	K-6:	184
Pupils Assigned Over 50 Yrs:	K-6:	141
Recommended Acres:		10.2
Existing Acres:		8.4

PROGRAM GRANT DATA

Accessibility Fire Grant	\$	54,797.00
Base Grant - Over 50Yr	\$	941,880.00
Base Grant - Under 50Yr	\$	884,672.00
Total State Share (60%)		1,881,349.00
Applicant Share (40%)		1,254,233.00
Total Project Cost	\$	<u>3,135,582.00</u>

STIPULATED TERMS & NEXT STEPS

The Applicant is required to submit a signed Grant Agreement pursuant to School Facility Program Regulation Section 1859.90.4 for the project prior to or concurrent with a request for the release of funds.

The Applicant shall ensure that it is in compliance with all applicable laws, regulations and certifications it made on the program forms.

The Applicant is responsible for ensuring that the project is compliant with Prevailing Wage Monitoring and/or Labor Compliance Program requirements at the time construction contracts are executed and/or construction commenced.

This application is placed on the Unfunded List (Lack of AB 55 Loans) pursuant to the Board's action on March 11, 2009. This approval does not constitute a guarantee or commitment of future state funding.

APPLICANT DATA

Applicant: Los Angeles Unified **PTN:** 64733 - 5253
Application No: 57/64733-00-641 **County:** Los Angeles
School Name: HARRISON STREET ELEMENTARY

HISTORY OF PROJECT FUNDING

	Fund Code	Proposition	Previously Authorized	Authorized This Action	Unfunded Approval This Action
State Share					
Modernization/Add. Grant	951-570	51	\$	\$ 1,938,556.00	\$ 1,938,556.00
Applicant Share					
District Contribution				1,292,371.00	
Total			\$ <u>0.00</u>	\$ <u>3,230,927.00</u>	\$ <u>1,938,556.00</u>

Funding Source: Proposition 51 Bonds/2016-Nov.

APPLICATION DATA

Type of Project: Elementary School
Pupils Assigned Under 50 Yrs: K-6: 8
Pupils Assigned Over 50 Yrs: K-6: 235
Recommended Acres: 10.5
Existing Acres: 5.5

PROGRAM GRANT DATA

Accessibility Fire Grant	\$ 48,248.00
Base Grant - Over 50Yr	\$ 1,569,800.00
Base Grant - Under 50Yr	\$ 38,464.00
Urban / Security / Impacted Site	\$ 282,044.00
Total State Share (60%)	1,938,556.00
Applicant Share (40%)	1,292,371.00
Total Project Cost	\$ <u>3,230,927.00</u>

STIPULATED TERMS & NEXT STEPS

This application is placed on the Unfunded List (Lack of AB 55 Loans) pursuant to the Board's action on March 11, 2009. This approval does not constitute a guarantee or commitment of future state funding.

The Applicant shall ensure that it is in compliance with all applicable laws, regulations and certifications it made on the program forms.

The Applicant is required to submit a signed Grant Agreement pursuant to School Facility Program Regulation Section 1859.90.4 for the project prior to or concurrent with a request for the release of funds.

The Applicant is responsible for ensuring that the project is compliant with Prevailing Wage Monitoring and/or Labor Compliance Program requirements at the time construction contracts are executed and/or construction commenced.

APPLICANT DATA			
Applicant:	Los Angeles Unified	PTN:	64733 - 5290
Application No:	57/64733-00-643	County:	Los Angeles
School Name:	MAIN STREET ELEMENTARY		

HISTORY OF PROJECT FUNDING					
	Fund Code	Proposition	Previously Authorized	Authorized This Action	Unfunded Approval This Action
<u>State Share</u>					
Modernization/Add. Grant	951-570	51	\$	\$ 7,619,318.00	\$ 7,619,318.00
<u>Applicant Share</u>					
District Contribution				5,079,545.00	
Total			\$ <u>0.00</u>	\$ <u>12,698,863.00</u>	\$ <u>7,619,318.00</u>
Funding Source: Proposition 51 Bonds/2016-Nov.					

APPLICATION DATA		
Type of Project:	Elementary School	
Pupils Assigned Under 50 Yrs:	K-6:	611
	Non-Severe:	13
Pupils Assigned Over 50 Yrs:	K-6:	401
	Non-Severe:	13
Recommended Acres:	17.7	
Existing Acres:	5.1	

PROGRAM GRANT DATA	
Accessibility Fire Grant	\$ 178,042.00
Base Grant - Over 50Yr	\$ 2,863,761.00
Base Grant - Under 50Yr	\$ 3,070,977.00
Urban / Security / Impacted Site	\$ 1,506,538.00
Total State Share (60%)	<u>7,619,318.00</u>
Applicant Share (40%)	<u>5,079,545.00</u>
Total Project Cost	<u>\$ 12,698,863.00</u>

STIPULATED TERMS & NEXT STEPS
<p>This application is placed on the Unfunded List (Lack of AB 55 Loans) pursuant to the Board's action on March 11, 2009. This approval does not constitute a guarantee or commitment of future state funding.</p> <p>The Applicant shall ensure that it is in compliance with all applicable laws, regulations and certifications it made on the program forms.</p> <p>The Applicant is responsible for ensuring that the project is compliant with Prevailing Wage Monitoring and/or Labor Compliance Program requirements at the time construction contracts are executed and/or construction commenced.</p> <p>The Applicant is required to submit a signed Grant Agreement pursuant to School Facility Program Regulation Section 1859.90.4 for the project prior to or concurrent with a request for the release of funds.</p>

APPLICANT DATA

Applicant:	Temecula Valley Unified	PTN:	75192 - 160
Application No:	57/75192-00-009	County:	Riverside
School Name:	TEMECULA MIDDLE		

HISTORY OF PROJECT FUNDING

	Fund Code	Proposition	Previously Authorized	Authorized This Action	Unfunded Approval This Action
State Share					
Modernization/Add. Grant	951-570	51	\$	5,205,083.00 \$	5,205,083.00
Applicant Share					
District Contribution				3,470,055.00	
Total			\$	<u>8,675,138.00</u> \$	<u>5,205,083.00</u>

Funding Source: Proposition 51 Bonds/2016-Nov.

APPLICATION DATA

Type of Project:	Middle School
Pupils Assigned Under 50 Yrs:	
7-8:	938
Severe:	9
Recommended Acres:	24.9
Existing Acres:	21.35

PROGRAM GRANT DATA

Accessibility Fire Grant	\$	147,230.00
Base Grant - Under 50Yr	\$	4,907,655.00
Fire Detection	\$	150,198.00
Total State Share (60%)		5,205,083.00
Applicant Share (40%)		3,470,055.00
Total Project Cost	\$	<u>8,675,138.00</u>

STIPULATED TERMS & NEXT STEPS

The Applicant is required to submit a signed Grant Agreement pursuant to School Facility Program Regulation Section 1859.90.4 for the project prior to or concurrent with a request for the release of funds.

The Applicant shall ensure that it is in compliance with all applicable laws, regulations and certifications it made on the program forms.

The Applicant is responsible for ensuring that the project is compliant with Prevailing Wage Monitoring and/or Labor Compliance Program requirements at the time construction contracts are executed and/or construction commenced.

This application is placed on the Unfunded List (Lack of AB 55 Loans) pursuant to the Board's action on March 11, 2009. This approval does not constitute a guarantee or commitment of future state funding.

APPLICANT DATA

Applicant:	Atwater Elementary	PTN:	65631 - 40
Application No:	57/65631-00-007	County:	Merced
School Name:	MITCHELL INTERMEDIATE		

HISTORY OF PROJECT FUNDING

	Fund Code	Proposition	Previously Authorized	Authorized This Action	Unfunded Approval This Action
State Share					
Modernization/Add. Grant	951-570	51	\$	\$ 4,734,327.00	\$ 4,734,327.00
Applicant Share					
District Contribution				3,156,218.00	
Total			\$ <u>0.00</u>	\$ <u>7,890,545.00</u>	\$ <u>4,734,327.00</u>
Funding Source: Proposition 51 Bonds/2016-Nov.					

APPLICATION DATA

Type of Project:		
Pupils Assigned Under 50 Yrs:	K-6:	0
	7-8:	66
	9-12	0
	Non-Severe:	0
	Severe:	0
Pupils Assigned Over 50 Yrs:		
	7-8:	581
	Non-Severe:	4
	Severe:	0
Recommended Acres:		20.9
Existing Acres:		16.0

PROGRAM GRANT DATA

Accessibility Fire Grant	\$	134,920.00
Base Grant - Over 50Yr	\$	4,161,713.00
Base Grant - Under 50Yr	\$	335,610.00
Fire Detection	\$	102,084.00
Total State Share (60%)		4,734,327.00
Applicant Share (40%)		3,156,218.00
Total Project Cost	\$	<u>7,890,545.00</u>

STIPULATED TERMS & NEXT STEPS

This application is placed on the Unfunded List (Lack of AB 55 Loans) pursuant to the Board's action on March 11, 2009. This approval does not constitute a guarantee or commitment of future state funding.

The Applicant shall ensure that it is in compliance with all applicable laws, regulations and certifications it made on the program forms.

The Applicant is required to submit a signed Grant Agreement pursuant to School Facility Program Regulation Section 1859.90.4 for the project prior to or concurrent with a request for the release of funds.

The Applicant is responsible for ensuring that the project is compliant with Prevailing Wage Monitoring and/or Labor Compliance Program requirements at the time construction contracts are executed and/or construction commenced.

APPLICANT DATA

Applicant:	Atwater Elementary	PTN:	65631 - 39
Application No:	57/65631-00-008	County:	Merced
School Name:	BELLEVUE		

HISTORY OF PROJECT FUNDING

	Fund Code	Proposition	Previously Authorized	Authorized This Action	Unfunded Approval This Action
State Share					
Modernization/Add. Grant	951-570	51	\$	\$ 495,026.00	\$ 495,026.00
Applicant Share					
District Contribution				330,017.00	
Total			\$ <u>0.00</u>	\$ <u>825,043.00</u>	\$ <u>495,026.00</u>

Funding Source: Proposition 51 Bonds/2016-Nov.

APPLICATION DATA

Type of Project:	Elementary School
Pupils Assigned Under 50 Yrs:	
K-6:	67
7-8:	34
9-12	0
Non-Severe:	0
Severe:	0
7-8:	0
9-12	0
Non-Severe:	0
Severe:	0

PROGRAM GRANT DATA

Base Grant - Under 50Yr	\$ 495,026.00
Total State Share (60%)	495,026.00
Applicant Share (40%)	330,017.00
Total Project Cost	\$ <u>825,043.00</u>

Recommended Acres:	10.2
Existing Acres:	18.02

STIPULATED TERMS & NEXT STEPS

This application is placed on the Unfunded List (Lack of AB 55 Loans) pursuant to the Board's action on March 11, 2009. This approval does not constitute a guarantee or commitment of future state funding.

The Applicant shall ensure that it is in compliance with all applicable laws, regulations and certifications it made on the program forms.

The Applicant is required to submit a signed Grant Agreement pursuant to School Facility Program Regulation Section 1859.90.4 for the project prior to or concurrent with a request for the release of funds.

The Applicant is responsible for ensuring that the project is compliant with Prevailing Wage Monitoring and/or Labor Compliance Program requirements at the time construction contracts are executed and/or construction commenced.

APPLICANT DATA

Applicant:	Grossmont Union High	PTN:	68130 - 206
Application No:	57/68130-00-027	County:	San Diego
School Name:	GRANITE HILLS HIGH		

HISTORY OF PROJECT FUNDING

	Fund Code	Proposition	Previously Authorized	Authorized This Action	Unfunded Approval This Action
State Share					
Modernization/Add. Grant	951-570	51	\$	\$ 750,812.00	\$ 750,812.00
Applicant Share					
District Contribution				500,542.00	
Total			\$ <u>0.00</u>	\$ <u>1,251,354.00</u>	\$ <u>750,812.00</u>

Funding Source: Proposition 51 Bonds/2016-Nov.

APPLICATION DATA

Type of Project:		High School
Pupils Assigned Under 50 Yrs:		
	9-12	22
	Non-Severe:	3
	Severe:	1
Pupils Assigned Over 50 Yrs:		
	9-12	44
	Severe:	2
Recommended Acres:		60.9
Existing Acres:		65.0

PROGRAM GRANT DATA

Accessibility Fire Grant	\$	19,262.00
Base Grant - Over 50Yr	\$	449,494.00
Base Grant - Under 50Yr	\$	192,560.00
Fire Detection	\$	12,450.00
Small Size Project	\$	77,046.00
Total State Share (60%)		750,812.00
Applicant Share (40%)		500,542.00
Total Project Cost	\$	<u>1,254,354.00</u>

STIPULATED TERMS & NEXT STEPS

The Applicant is required to submit a signed Grant Agreement pursuant to School Facility Program Regulation Section 1859.90.4 for the project prior to or concurrent with a request for the release of funds.

The Applicant shall ensure that it is in compliance with all applicable laws, regulations and certifications it made on the program forms.

The Applicant is responsible for ensuring that the project is compliant with Prevailing Wage Monitoring and/or Labor Compliance Program requirements at the time construction contracts are executed and/or construction commenced.

This application is placed on the Unfunded List (Lack of AB 55 Loans) pursuant to the Board's action on March 11, 2009. This approval does not constitute a guarantee or commitment of future state funding.

APPLICANT DATA

Applicant:	Twin Rivers Unified	PTN:	76505 - 89
Application No:	57/76505-00-055	County:	Sacramento
School Name:	ALLISON (WARREN A.) ELEMENTARY		

HISTORY OF PROJECT FUNDING

	Fund Code	Proposition	Previously Authorized	Authorized This Action	Unfunded Approval This Action
State Share					
Modernization/Add. Grant	951-570	51	\$	480,030.00 \$	480,030.00
Applicant Share					
District Contribution				320,020.00	
Total			\$	<u>800,050.00</u> \$	<u>480,030.00</u>

Funding Source: Proposition 51 Bonds/2016-Nov.

APPLICATION DATA

Type of Project:	Elementary School	
Pupils Assigned Under 50 Yrs:	K-6:	24
	7-8:	0
	9-12	0
	Non-Severe:	24
	Severe:	0
	Pupils Assigned Over 50 Yrs:	K-6:
7-8:		0
9-12		0
Non-Severe:		5
Severe:		0

PROGRAM GRANT DATA

Accessibility Fire Grant	\$	13,981.00
Base Grant - Over 50Yr	\$	104,585.00
Base Grant - Under 50Yr	\$	361,464.00
Total State Share		<u>480,030.00</u>
Applicant Share (40%)		<u>320,020.00</u>
Total Project Cost	\$	<u>800,050.00</u>

Recommended Acres: 10.2
Existing Acres: 12.29

STIPULATED TERMS & NEXT STEPS

The Applicant is required to submit a signed Grant Agreement pursuant to School Facility Program Regulation Section 1859.90.4 for the project prior to or concurrent with a request for the release of funds.

The Applicant shall ensure that it is in compliance with all applicable laws, regulations and certifications it made on the program forms.

The Applicant is responsible for ensuring that the project is compliant with Prevailing Wage Monitoring and/or Labor Compliance Program requirements at the time construction contracts are executed and/or construction commenced.

This application is placed on the Unfunded List (Lack of AB 55 Loans) pursuant to the Board's action on March 11, 2009. This approval does not constitute a guarantee or commitment of future state funding.

REPORT OF THE EXECUTIVE OFFICER
State Allocation Board Meeting, February 24, 2021

SCHOOL DISTRICT DATA

School District: Morgan Hill Unified
County: Santa Clara

Application Number: 55/69583-00-003
School Name: Ann Sobrato High

PURPOSE OF REPORT

To present a School Facility Program Career Technical Education Facilities Program (CTEFP) Cycle 6 funding application for rescission.

DESCRIPTION

On September 30, 2020, the State Allocation Board (Board) approved CTEFP projects for the sixth funding cycle totaling \$286.9 million. The Board approved the project for placement on the Unfunded List (Lack of AB 55 Loans) on September 30, 2020.

The District has submitted a written request to rescind its Unfunded Approval for application number 55/69583-00-003. Therefore, the project is presented for rescission as shown below.

Application No.	State Unfunded Approval Date	Unfunded Approval Amount
55/69583-00-003	09/30/2020	\$3,000,000.00

AUTHORITY

SFP Regulation Section 1859.198 states, in part, "Any Career Technical Education Facilities Project funds returned due to projects being rescinded or reduced to cost incurred shall be made available for Apportionment in subsequent funding cycles."

RECOMMENDATIONS

1. Rescind the District's application listed above.
2. Approve a decrease of \$3,000,000.000 in the Unfunded Approval [Bonds/2016-Nov.; 951-600] from \$3,000,000.00 to \$0.

SCHOOL FACILITY PROGRAM SUBSTANTIAL PROGRESS TIME EXTENSIONS

PURPOSE OF REPORT

To present the County's request for time extensions to show substantial progress for School Facility Program (SFP) projects.

DESCRIPTION

The SFP regulations require that County which receive a design grant approval must demonstrate substantial progress has been made on the project within 18 months of receiving the fund release. Evidence of substantial progress can be demonstrated by showing any of the following:

1. Submittal of an approved New Construction or Modernization Adjusted Grant funding application.
2. Submittal of a County certification that the final building plans for the project have been submitted to and accepted by the Division of the State Architect (DSA) for review and approval
3. Submittal of an approved separate site funding application pursuant to Section 1859.81.1(a) or an approved environmental hardship funding application pursuant to Section 1859.75.1.
4. Submittal to the Office of Public School Construction of evidence satisfactory to the State Allocation Board (SAB) detailing the reason(s) that plans have not been completed and accepted by the DSA.

AUTHORITY

Pursuant to Regulation Section 1859.105 (c)(4), sufficient evidence of substantial progress shall include other evidence satisfactory to the SAB detailing the reason(s) that plans have not been completed and accepted by the DSA. If the SAB determines that substantial progress has been made, the SAB shall condition its finding of substantial progress upon the County commitment to complete and submit an Approved Adjusted Grant application within 18 months from the date of the SAB's determination of substantial progress.

STAFF COMMENTS

The Attachment represents the project applications in which the County has received a design grant apportionment and a subsequent fund release. The County have submitted acceptable explanations of why a substantial progress extension is required. Staff recommends approval of the request for additional time to submit evidence that Substantial Progress has been met on the design grant.

RECOMMENDATIONS

1. Approve the County's request for a determination of substantial progress with regard to the SFP applications as indicated on the Attachment.
2. Failure to comply with either requirement as indicated on the Attachment will result in the project apportionments being reduced to costs incurred or rescinded.

ATTACHMENT

Substantial Progress Time Extensions SCHOOL FACILITY PROGRAM State Allocation Board Meeting, February 24, 2021

	Project Number(s)	School District / County / School Name(s)	Summary of School District Narrative	Staff Recommendation(s)
Design Grant	57/10587-00-001	Yuba County Office of Education/ Yuba Agnes Weber Meade	<p>The project received a Design Grant apportionment on April 24, 2019. Upon receipt of the design funds, the selection of the architect and project manager was made for the County's projects, however, the design of these particular projects was not commenced immediately as the County had eleven other projects underway in various stages of design or construction. In addition, other project planning took place including internal and external discussions with the host districts to address the myriad of decisions that had to be made regarding the project including architect access to the site, design factors such as tie-in to existing systems, project scheduling, etc.</p> <p>While the County was excited to provide modernized facilities for its special education population, we soon realized that construction financing was a problem. Although the County was able to temporarily borrow funds to move forward with the construction of other projects, we did not have sufficient funds to do so with these this project. This lack of cash flow impeded the design progress for the simple reason that the Division of the State Architect's (DSA) approved plans are only valid for one year with the possibility of three one-year extensions. By the time we received the design grants in August 2019, we already knew that</p>	<ol style="list-style-type: none"> 1. Require the County to submit acceptable plans to the DSA by February 24, 2022. 2. Require the County to submit a complete and approvable Adjusted Grant funding application to the OPSC by August 24, 2022. <p>If both conditions are not met by August 24, 2022, the OPSC will proceed to rescind or reduce this project to costs incurred.</p>

			<p>the Proposition 51 bond authority for the modernization program had been exhausted as of March 2019. Thus, construction grants for these projects were predicated upon a new statewide bond source passing. With the signing of Assembly Bill 48 on October 7, 2019, we were hopeful of this new funding infusion. However, much to our dismay as the Office of Public School Construction (OPSC) is aware, Proposition 13 failed to garner sufficient votes to pass in March 2020. Had we progressed with the design early on and obtained DSA's approval say in spring 2020, our plans would have gone stale by spring 2024. Armed with the knowledge that the processing and apportioning of applications takes between 3 to 5 years (our design applications took over 5 years to be apportioned), it did not make sense to push forward with the design immediately and to submit an application for construction funding as the plans would have expired prior to apportionment. However, we realized that the substantial progress deadline was looming, and design of the projects had to continue.</p> <p>Immediately following Proposition 13's failure, despite our best intentions to move forward with the projects, the COVID-19 pandemic hit halting any progress on our design. The worldwide public health emergency created school district budget shortfalls, and more importantly, school closures and shelter-in-place orders preventing meaningful progress.</p> <p>The County, therefore, respectfully requests 24-months; to submit an application for construction grants to OPSC as we are hopeful that Assembly Bill 75 and/or Senate Bill 22 will make their way through the Legislature, be</p>	
--	--	--	---	--

			<p>signed by the Governor, and will be successful on the ballot in 2022.</p> <p>The County understand that Regulation Section 1859.105 allows the SAB to condition its finding of substantial progress upon the County's commitment to complete and submit an application for construction grants within 18 months from the date of the SAB's determination of substantial progress. However, the County also understand that the Executive Officer has the authority to extend any deadline/timeline set in regulation adopted by the SAB; thus, the request for 24-months.</p>	
--	--	--	--	--

	Project Number(s)	School District / County / School Name(s)	Summary of School District Narrative	Staff Recommendation(s)
Design Grant	57/10587-00-004	Yuba County Office of Education/ Yuba Spring Valley School	<p>The project received a Design Grant apportionment on April 24, 2019. Upon receipt of the design funds, the selection of the architect and project manager was made for the County's projects, however, the design of these particular projects was not commenced immediately as the County had eleven other projects underway in various stages of design or construction. In addition, other project planning took place including internal and external discussions with the host districts to address the myriad of decisions that had to be made regarding the project including architect access to the site, design factors such as tie-in to existing systems, project scheduling, etc.</p> <p>While the County was excited to provide modernized facilities for its special education population, we soon realized that construction financing was a problem. Although the County was able to temporarily borrow funds to move forward with the construction of other projects, we did not have sufficient funds to do so with these this project. This lack of cash flow impeded the design progress for the simple reason that the Division of the State Architect's (DSA) approved plans are only valid for one year with the possibility of three one-year extensions. By the time we received the design grants in August 2019, we already knew that the Proposition 51 bond authority for the modernization program had been exhausted as of March 2019. Thus, construction grants for these projects were predicated upon a new statewide bond source passing. With the</p>	<ol style="list-style-type: none"> 1. Require the County to submit acceptable plans to the DSA by February 24, 2022. 2. Require the County to submit a complete and approvable Adjusted Grant funding application to the OPSC by August 24, 2022. <p>If both conditions are not met by August 24, 2022, the OPSC will proceed to rescind or reduce this project to costs incurred.</p>

			<p>signing of Assembly Bill 48 on October 7, 2019, we were hopeful of this new funding infusion. However, much to our dismay as the Office of Public School Construction (OPSC) is aware, Proposition 13 failed to garner sufficient votes to pass in March 2020. Had we progressed with the design early on and obtained DSA's approval say in spring 2020, our plans would have gone stale by spring 2024. Armed with the knowledge that the processing and apportioning of applications takes between 3 to 5 years (our design applications took over 5 years to be apportioned), it did not make sense to push forward with the design immediately and to submit an application for construction funding as the plans would have expired prior to apportionment. However, we realized that the substantial progress deadline was looming, and design of the projects had to continue.</p> <p>Immediately following Proposition 13's failure, despite our best intentions to move forward with the projects, the COVID-19 pandemic hit halting any progress on our design. The worldwide public health emergency created school district budget shortfalls, and more importantly, school closures and shelter-in-place orders preventing meaningful progress.</p> <p>The County, therefore, respectfully requests 24-months; to submit an application for construction grants to OPSC as we are hopeful that Assembly Bill 75 and/or Senate Bill 22 will make their way through the Legislature, be signed by the Governor, and will be successful on the ballot in 2022.</p> <p>The County understand that Regulation Section 1859.105 allows the SAB to condition its finding</p>	
--	--	--	--	--

			<p>of substantial progress upon the County's commitment to complete and submit an application for construction grants within 18 months from the date of the SAB's determination of substantial progress. However, the County also understand that the Executive Officer has the authority to extend any deadline/timeline set in regulation adopted by the SAB; thus, the request for 24-months.</p>	
--	--	--	--	--

Facility Hardship / Rehabilitation Program

FACILITY HARDSHIP / REHABILITATION PROGRAM

SCHOOL DISTRICT DATA

School District: Capistrano Unified
Application Number: 58/66464-00-001
Total District Enrollment: 52,794
County: Orange

School Name: Philip J Reilly Elementary
Project Grade Level: K-5
Financial Hardship: No

TYPE OF REQUEST

State Allocation Board (Board) approval for placement on the Unfunded List (Lack of AB 55 Loans) for a School Facility Program (SFP) Facility Hardship Program Rehabilitation Project.

Total Project Cost: \$304,602.00
Cost to the State: \$182,761.00

DESCRIPTION

DESCRIPTION OF HEALTH AND SAFETY THREAT

In early 2020, a beam in an existing lunch shelter at Philip J Reilly Elementary School failed, prompting further investigation by a structural engineer. A report dated March 18, 2019 by Wheeler & Gray, Inc. Consulting Engineers, identifies several structural deficiencies in the shelter including a failed girder and permanent deflections and separations of the glue laminated beams of the structure. The report concludes that there is no option to repair the failed components of the structure and the "current condition of the overall structural wood framing could lead to a complete collapse in the near future and therefore poses an imminent health and safety threat to students and staff."

SCOPE OF PROJECT

The scope of the project includes the replacement of the lunch shelter.

STATUS OF SCHOOL SITE

The project is over 50% completed and the District anticipates project completion in January of 2021.

QUALIFYING CRITERIA

GOVERNMENT/STATE LEVEL CONCURRENCE

The Division of the State Architect provided written concurrence supporting the industry specialist's findings and recommended work to mitigate the health and safety threat.

Staff Supports the District's Request: Yes

SITE VISIT COMPLETED BY STAFF

Staff accepted detailed reports from an industry specialist in lieu of a site visit.

AUTHORITY

See Attachment A

RECOMMENDATION

Approve the District's request for an unfunded approval for the replacement of the lunch shelter at the Philip J Reilly Elementa School site, pursuant to the SFP Regulation Section 1859.82.1(c) as shown on Attachment B.

ATTACHMENT A

AUTHORITY

Facility Hardship Program – Rehabilitation Projects (as of August 31, 2020)

Education Code (EC) Section 17075.10(a) states:

A school district may apply for hardship assistance in cases of extraordinary circumstances. Extraordinary circumstances may include, but are not limited to, the need to repair, reconstruct, or replace the most vulnerable school facilities that are identified as a Category 2 building, as defined in the report submitted pursuant to Section 17317, determined by the department to pose an unacceptable risk of injury to its occupants in the event of a seismic event.

SFP Regulation Section 1859.82 states, “A school district may apply for Facility Hardship, including Seismic Mitigation, Program assistance in cases of extraordinary circumstances that have caused an imminent health and safety threat.”

SFP Regulation Section 1859.82.1 states that “a district is eligible for Facility Hardship funding to repair, replace, or construct School Buildings or related required components that are currently causing a health and safety threat to the students and/or staff. Projects solely to replace components that have reached the end of their useful life, perform routine maintenance or repair, issues resulting from the deferment of routine maintenance or repair, lack of current code compliance, or the addition of components that were not previously existing, do not meet the qualifying criteria of the program. However, this work may be incorporated into a qualifying Facility Hardship application if it is required to be completed to gain DSA approval.”

SFP Regulation Section 1859.82.1(c) states,

Districts may qualify for funding to rehabilitate their School Buildings, components of School Buildings, or school site conditions. Factors to be considered by the Board may include (1) or (2) below:

- (1) School Buildings where the minimum cost to mitigate the health and safety threat and remain in the School Building is 50 percent or less of the Current Replacement Cost.
- (2) Components of the School Buildings or school sites conditions are causing a health and safety threat to students and/or staff.

SAB Meeting: February 24, 2021

Modernization – Adjusted Grant Approval

SCHOOL DISTRICT DATA

Application No: 58/66464-00-001
School District: Capistrano Unified

County: Orange
School Name: Philip J. Reilly Elementary

PROJECT DATA

Type of Project: Elementary **Application Filing Basis:** Site Specific
Pupils Assigned (Under 50 Yrs)
K-6:
7-8:
9-12:
Non-Severe:
Severe:
Financial Hardship Requested: No **Recommended Acres:** 10.1
Alternative Education School: No **Existing Acres:** 9.28

ADJUSTED GRANT DATA

Rehabilitation	\$182,761.00
Total State Share (60%)	182,761.00
District Share (40%)	121,841.00
Total Project Cost	\$304,602.00

PROJECT FINANCING

State Share	
This Project	\$182,761.00
District Share	
Cash Contribution	121,841.00
Financial Hardship	
Total Project Cost	\$304,602.00

HISTORY OF PROJECT COST AND APPORTIONMENT

	Fund Code	Proposition	Previously Authorized	Authorized This Action	Unfunded Approval This Action
<u>State Share</u>					
Modernization/Additional Grant	947-570	47		\$5,309.38	\$5,309.38
Modernization/Additional Grant	947-571	47		177,451.62	177,451.62
<u>District Share</u>					
Cash Contribution				121,841.00	
Total				\$304,602.00	\$182,761.00

Funding Source(s): Proposition 47 Bonds/2002-Nov.

Pursuant to the Board's action on March 11, 2009, this application has been approved and placed on the Unfunded List (Lack of AB 55 Loans). This approval does not constitute a guarantee or commitment of future State funding.

The District shall ensure that it is in compliance with all applicable laws, regulations and certifications it made on the program forms.

Based on the Board's action on June 5, 2017, this project is subject to the Grant Agreement submittal pursuant to School Facility Program Regulation Section 1859.90.4.

The District is responsible for ensuring that the project is compliant with Prevailing Wage Monitoring and/or Labor Compliance Program requirements at the time construction contracts are executed and/or construction commenced.

FACILITY HARDSHIP / REHABILITATION PROGRAM

SCHOOL DISTRICT DATA

School District: Fremont Union High
Application Number: 58/69468-00-001
Total District Enrollment: 11,071
County: Santa Clara

School Name: Lynbrook High
Project Grade Level: 9-12
Financial Hardship: No

TYPE OF REQUEST

State Allocation Board (Board) approval for placement on the Unfunded List (Lack of AB 55 Loans) for a School Facility Program (SFP) Seismic Mitigation Program (SMP) Rehabilitation Project.

Total Project Cost: \$1,494,188.00
Cost to the State: \$747,094.00

DESCRIPTION

DESCRIPTION OF HEALTH AND SAFETY THREAT

A report by ZFA structural Engineers, dated January 7, 2019, observes structural deficiencies with the wall systems in the existing gymnasium located on the Joshua Elementary School site. The report identifies material insufficiencies with the anchorage designs of the north and south walls that render the facilities at risk of global collapse in the event of seismic activity. The buildings qualify for the SMP based on the qualifying criteria in Education Code Section 17075.10 and SFP Regulation Section 1859.82.2.

SCOPE OF PROJECT

The scope of this project includes the seismic rehabilitation of the gymnasium.

STATUS OF SCHOOL SITE

The District completed the seismic rehabilitation of the gymnasium in December 2020.

QUALIFYING CRITERIA

GOVERNMENT/STATE LEVEL OCCURENCE

The gymnasium at Lynbrook High School was classified as a Most Vulnerable Category 2 Building type as defined in SFP regulations and has met the qualifying criteria of the SMP. The Division of the State Architect (DSA) has approved the District for Phase One (Eligibility Evaluation), Phase Three (Seismic Rehabilitation Pre-Application) and final plan approval. These approvals enable the District to apply for funding from the Board.

Staff Supports the District's Request: Yes

SITE VISIT COMPLETED BY STAFF

Staff accepted detailed reports from industry specialists and DSA approval in lieu of a site visit.

AUTHORITY

See Attachment A

RECOMMENDATION

Approve the District's request for an unfunded approval for the seismic rehabilitation of the gymnasium at the Lynbrook High School site, pursuant to SFP Regulation Section 1859.82.2(c) as provided on Attachment B.

AUTHORITY

Seismic Mitigation Program – Rehabilitation Projects
(as of August 31, 2020)

Education Code (EC) Section 17075.10(a) states:

A school district may apply for hardship assistance in cases of extraordinary circumstances. Extraordinary circumstances may include, but are not limited to, the need to repair, reconstruct, or replace the most vulnerable school facilities that are identified as a Category 2 building, as defined in the report submitted pursuant to Section 17317, determined by the department to pose an unacceptable risk of injury to its occupants in the event of a seismic event.

SFP Regulation Section 1859.82 states, “A school district may apply for Facility Hardship, including Seismic Mitigation, Program assistance in cases of extraordinary circumstances that have caused an imminent health and safety threat.”

SFP Regulation Section 1859.82.2(a) states,

- (a) Seismic mitigation projects must meet all of the following requirements:
- (1) The construction contract was executed on or after May 20, 2006;
 - (2) The project funding provided shall be for the minimum work necessary to obtain DSA approval;
 - (3) The School Building is designed for occupancy by students and staff; and
 - (4) The DSA concurs with a report by a structural engineer, which identifies structural deficiencies that pose an unacceptable risk of injury to its occupants in a seismic event. The structural engineers report shall conform to the guidelines prepared by the DSA, in accordance with Education Code Section 17310.

If the unacceptable risk of injury is due to the presence of faulting, liquefaction or landslide, these hazards must be documented by a geological hazards report prepared by an engineering geologist in accordance with California Building Code, Part 2, Chapter 18, section 1803A and with concurrence of the California Geological Survey.

SFP Regulation Section 1859.82.2(c) states,

- Districts may qualify for seismic mitigation funding to rehabilitate their School Buildings including lunch shelters and covered walkways, exterior square footage of School Buildings, or site conditions. Factors to be considered by the Board may include (1) or (2) below:
- (1) School Buildings where the minimum cost to rehabilitate and remain in the School Building is 50 percent or less of the Current Replacement Cost.
 - (2) Square footage of the Most Vulnerable Category 2 School Buildings, covered walkways, and lunch shelters that need repair or replacement to mitigate a collapse potential in the event of seismic activity as confirmed by the DSA.

SAB Meeting: February 24, 2021

Seismic Mitigation Program – Adjusted Grant Approval

SCHOOL DISTRICT DATA

Application No: 58/69468-00-001
School District: Fremont Union High

County: Santa Clara
School Name: Lynbrook High

PROJECT DATA

Type of Project: High School **Application Filing Basis:** Site Specific
Pupils Assigned (Under 50 Yrs)
 K-6:
 7-8:
 9-12:
 Non-Severe:
 Severe:
Financial Hardship Requested: No **Recommended Acres:** 49.7
Alternative Education School: No **Existing Acres:** 37

ADJUSTED GRANT DATA

Rehabilitation	\$747,094.00
Total State Share (50%)	747,094.00
District Share (50%)	747,094.00
Total Project Cost	\$1,494,188.00

PROJECT FINANCING

State Share	
This Project	\$747,094.00
District Share	
Cash Contribution	747,094.00
Financial Hardship	
Total Project Cost	\$1,494,188.00

HISTORY OF PROJECT COST AND APPORTIONMENT

	Fund Code	Proposition	Previously Authorized	Authorized This Action	Unfunded Approval This Action
<u>State Share</u>					
Modernization/Additional Grant	951-505	51		\$747,094.00	\$747,094.00
<u>District Share</u>					
Cash Contribution				747,094.00	
Total				\$1,494,188.00	\$747,094.00

Funding Source(s): Proposition 51 Bonds/2016-Nov.

Pursuant to the Board's action on March 11, 2009, this application has been approved and placed on the Unfunded List (Lack of AB 55 Loans). This approval does not constitute a guarantee or commitment of future State funding.

The District shall ensure that it is in compliance with all applicable laws, regulations and certifications it made on the program forms.

Based on the Board's action on June 5, 2017, this project is subject to the Grant Agreement submittal pursuant to School Facility Program Regulation Section 1859.90.4.

The District is responsible for ensuring that the project is compliant with Prevailing Wage Monitoring and/or Labor Compliance Program requirements at the time construction contracts are executed and/or construction commenced.

FACILITY HARDSHIP / REHABILITATION PROGRAM

SCHOOL DISTRICT DATA

School District: Sacramento City Unified
Application Number: 58/67439-00-003
Total District Enrollment: 46,657
County: Sacramento

School Name: Yav Pem Suab Academy
Project Grade Level: K-6
Financial Hardship: No

TYPE OF REQUEST

State Allocation Board (Board) approval for placement on the Unfunded List (Lack of AB 55 Loans) for a School Facility Program (SFP) Facility Hardship Program Rehabilitation Project.

Total Project Cost: \$756,478.00
Cost to the State: \$453,887.00

DESCRIPTION

DESCRIPTION OF HEALTH AND SAFETY THREAT

A report by Buehler Engineering dated March 11, 2020, identified areas of severe dry rot within the existing overhangs on the portable classroom buildings at the Yav Pem Suab Academy site. The report indicates sections of structural wooden framing are missing or contain significant damage that presents a falling hazard to the occupants below. The report concludes that "the damaged soffit framing has caused this portion of the building to no longer be in compliance with the codes in effect when the buildings were built and paced on campus" and "the current condition appears to be an imminent threat to students and staff"

SCOPE OF PROJECT

The scope of work for this project is the replacement of affected overhangs and ancillary flat-work on pathways for ADA compliance.

STATUS OF SCHOOL SITE

The District began construction in November of 2020 and anticipates project completion in January 2021.

QUALIFYING CRITERIA

GOVERNMENT/STATE LEVEL CONCURRENCE

The Division of the State Architect provided written concurrence supporting the industry specialist's findings and recommended work to mitigate the health and safety threat.

Staff Supports the District's Request: Yes

SITE VISIT COMPLETED BY STAFF

Staff completed a site visit on March 9, 2020.

AUTHORITY

See Attachment A

RECOMMENDATION

Approve the District's request for an unfunded approval for the replacement of the affected overhangs at the Yav Pem Suab Academy site, pursuant to the SFP Regulation Section 1859.82.1(c) as shown on Attachment B.

ATTACHMENT A

AUTHORITY

Facility Hardship Program – Rehabilitation Projects (as of August 31, 2020)

Education Code (EC) Section 17075.10(a) states:

A school district may apply for hardship assistance in cases of extraordinary circumstances. Extraordinary circumstances may include, but are not limited to, the need to repair, reconstruct, or replace the most vulnerable school facilities that are identified as a Category 2 building, as defined in the report submitted pursuant to Section 17317, determined by the department to pose an unacceptable risk of injury to its occupants in the event of a seismic event.

SFP Regulation Section 1859.82 states, “A school district may apply for Facility Hardship, including Seismic Mitigation, Program assistance in cases of extraordinary circumstances that have caused an imminent health and safety threat.”

SFP Regulation Section 1859.82.1 states that “a district is eligible for Facility Hardship funding to repair, replace, or construct School Buildings or related required components that are currently causing a health and safety threat to the students and/or staff. Projects solely to replace components that have reached the end of their useful life, perform routine maintenance or repair, issues resulting from the deferment of routine maintenance or repair, lack of current code compliance, or the addition of components that were not previously existing, do not meet the qualifying criteria of the program. However, this work may be incorporated into a qualifying Facility Hardship application if it is required to be completed to gain DSA approval.”

SFP Regulation Section 1859.82.1(c) states,

Districts may qualify for funding to rehabilitate their School Buildings, components of School Buildings, or school site conditions. Factors to be considered by the Board may include (1) or (2) below:

- (1) School Buildings where the minimum cost to mitigate the health and safety threat and remain in the School Building is 50 percent or less of the Current Replacement Cost.
- (2) Components of the School Buildings or school sites conditions are causing a health and safety threat to students and/or staff.

SAB Meeting: February 24, 2021

Modernization – Adjusted Grant Approval

SCHOOL DISTRICT DATA

Application No: 58/67439-00-003

County: Sacramento

School District: Sacramento City Unified

School Name: Yav Pem Suab Academy

PROJECT DATA

Type of Project: Elementary **Application Filing Basis:** Site Specific

Pupils Assigned (Under 50 Yrs)

K-6:

7-8:

9-12:

Non-Severe:

Severe:

Financial Hardship Requested: No **Recommended Acres:** 9.5

Alternative Education School: No **Existing Acres:** 6.01

ADJUSTED GRANT DATA

Rehabilitation	\$453,887.00
Total State Share (60%)	453,887.00
District Share (40%)	302,592.00
Total Project Cost	<u>\$756,479.00</u>

PROJECT FINANCING

State Share	
This Project	\$453,887.00
District Share	
Cash Contribution	302,592.00
Financial Hardship	
Total Project Cost	<u>\$756,479.00</u>

HISTORY OF PROJECT COST AND APPORTIONMENT

	Fund Code	Proposition	Previously Authorized	Authorized This Action	Unfunded Approval This Action
<u>State Share</u>					
Modernization/Additional Grant	947-571	47		\$279,032.70	\$279,032.70
Modernization/Additional Grant	955-570	55		18,239.30	18,239.30
Modernization/Additional Grant	957-570	1D		156,615.00	156,615.00
<u>District Share</u>					
Cash Contribution				302,592.00	
Total				<u>\$756,479.00</u>	<u>\$453,887.00</u>

Funding Source(s): Proposition 47 Bonds/2002-Nov.; Proposition 55 Bonds/2004-Mar.; Proposition 1D Bonds/2006-Nov.

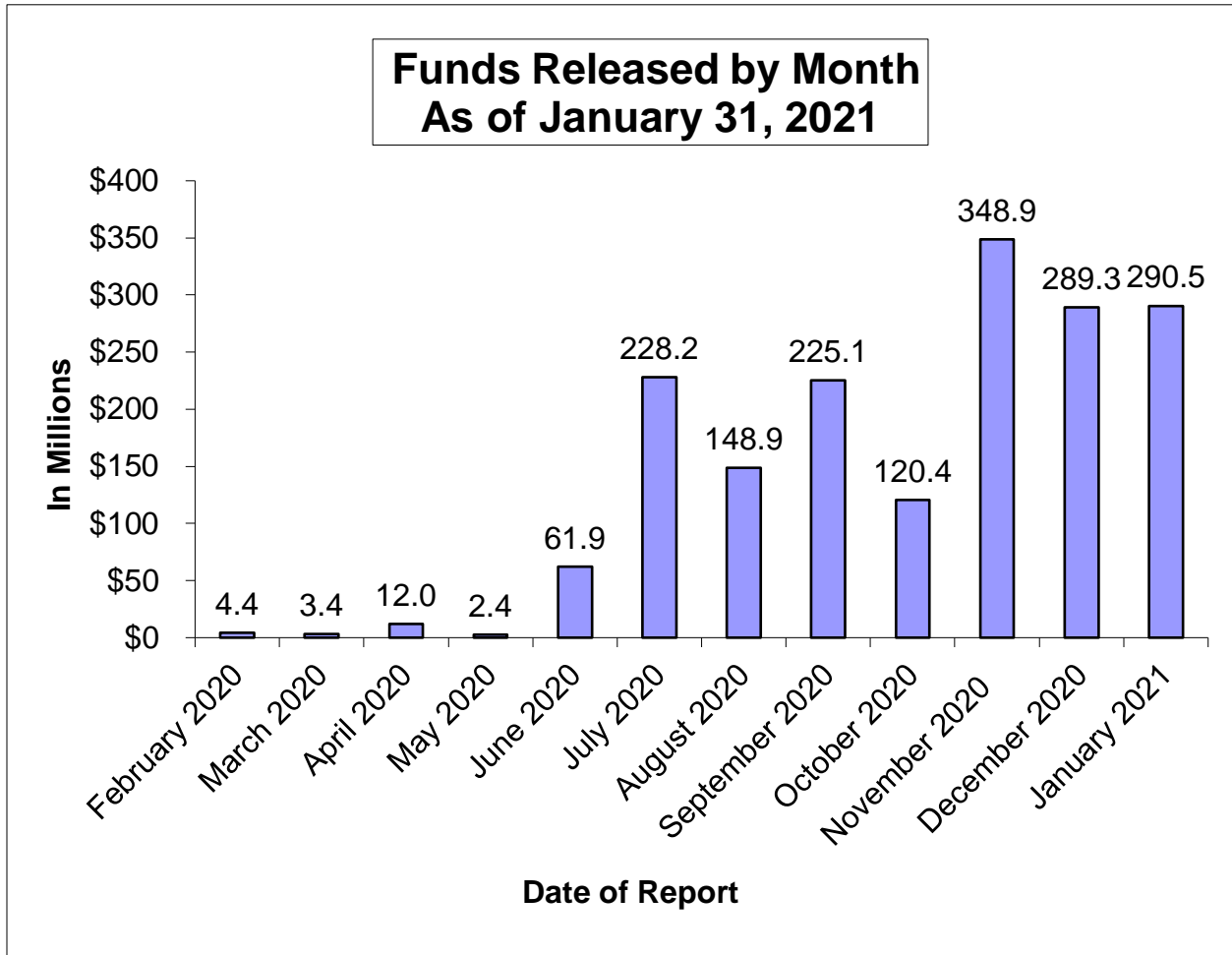
Pursuant to the Board's action on March 11, 2009, this application has been approved and placed on the Unfunded List (Lack of AB 55 Loans). This approval does not constitute a guarantee or commitment of future State funding.

The District shall ensure that it is in compliance with all applicable laws, regulations and certifications it made on the program forms.

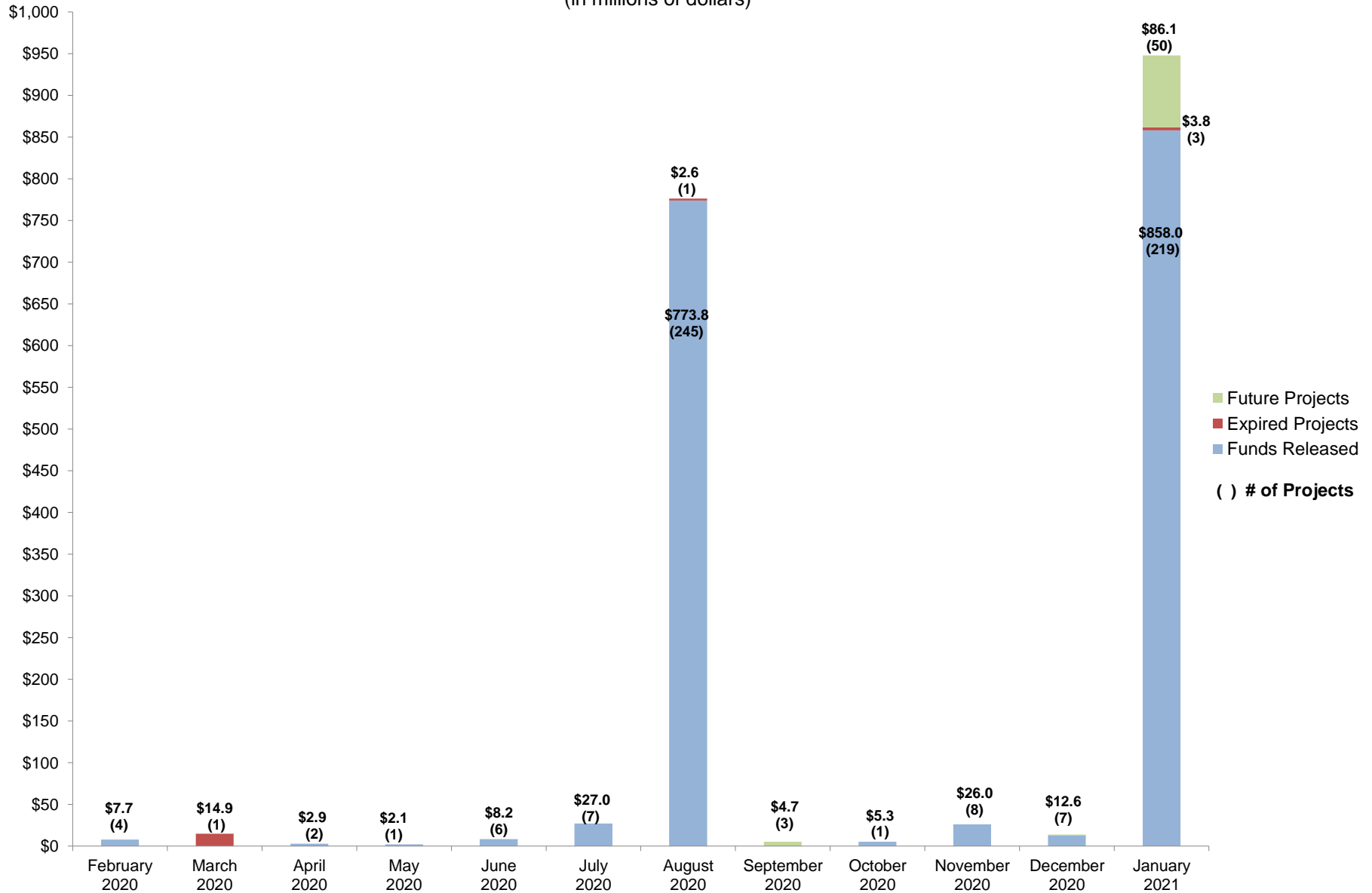
Based on the Board's action on June 5, 2017, this project is subject to the Grant Agreement submittal pursuant to School Facility Program Regulation Section 1859.90.4.

The District is responsible for ensuring that the project is compliant with Prevailing Wage Monitoring and/or Labor Compliance Program requirements at the time construction contracts are executed and/or construction commenced.

STATUS OF FUND RELEASES



Status of School Facility Program Apportionments Set to Expire
 due to Time Limit on Fund Release, as of January 27, 2021 SAB
 (in millions of dollars)



SCHOOL FACILITY PROGRAM
Available Funds (in Millions) As of February 24, 2021

Prop. 51 - \$7 Billion - November 2016									
Program	Original Bond Allocation	Remaining Bond Authority as of January 27, 2021	Estimated Approvals for February 24, 2021	Special Items/PIF	Remaining Bond Authority as of February 24, 2021 (excludes Unfunded Approvals)	Accumulated Unfunded Approvals as of January 27, 2021	Estimated Unfunded Approvals for February 24, 2021	Special Items/PIF	Remaining Bond Authority as of February 24, 2021 (includes Unfunded Approvals)
New Construction	\$3,000.0	\$945.7			\$945.7	-\$134.4	-\$75.6		\$735.7
Modernization	3,000.0	1,739.6			1,739.6	-109.2	-139.9		1,490.5
Career Technical Education	500.0	269.1			269.1	-264	3.0		8.1
Charter School	500.0	418.2			418.2	-417.6			0.6
SUBTOTAL	\$7,000.0	\$3,372.6	\$0.0	\$0.0	\$3,372.6 ^A	-\$925.2 ^A	-\$212.5	\$0.0	\$2,234.9
Prop. 1D - \$7.3 Billion - November 2006									
Program	Original Bond Allocation	Remaining Bond Authority as of January 27, 2021	Estimated Approvals for February 24, 2021	Special Items/PIF	Remaining Bond Authority as of February 24, 2021 (excludes Unfunded Approvals)	Accumulated Unfunded Approvals as of January 27, 2021	Estimated Unfunded Approvals for February 24, 2021	Special Items/PIF	Remaining Bond Authority as of February 24, 2021 (includes Unfunded Approvals)
New Construction	\$1,900.0	\$6.1			\$6.1				\$6.1
Seismic Repair		0.0			0.0				0.0
Modernization	3,300.0	1.5			1.5		-\$0.2		1.3
Career Technical Education	500.0	18.8			18.8	-\$18.6			0.2
High Performance Schools	100.0	0.0			0.0				0.0
Overcrowding Relief	1,000.0	1.3			1.3				1.3
Charter School	500.0	159.8			159.8	-138.8			21.0
Joint Use	57.5 ^B	0.0			0.0				0.0
SUBTOTAL	\$7,357.5	\$187.5	\$0.0	\$0.0	\$187.5 ^A	-\$157.4	-\$0.2	\$0.0	\$29.9
Prop. 55 - \$10 Billion - March 2004									
Program	Original Bond Allocation	Remaining Bond Authority as of January 27, 2021	Estimated Approvals for February 24, 2021	Special Items/PIF	Remaining Bond Authority as of February 24, 2021 (excludes Unfunded Approvals)	Accumulated Unfunded Approvals as of January 27, 2021	Estimated Unfunded Approvals for February 24, 2021	Special Items/PIF	Remaining Bond Authority as of February 24, 2021 (includes Unfunded Approvals)
New Construction	\$4,965.8 ^C	\$2.9 ^D			\$2.9				\$2.9
Modernization	2,250.0	0.2			0.2				0.2
Critically Overcrowded Schools	2,440.0	3.8			3.8				3.8
Charter School	300.0	36.7			36.7	-\$12.3			24.4
Joint Use	66.7 ^E	0.0			0.0				0.0
SUBTOTAL	\$10,022.5	\$43.6	\$0.0	\$0.0	\$43.6 ^A	-\$12.3	\$0.0	\$0.0	\$31.3
TOTAL PAGE 1	\$24,380.0	\$3,603.7	\$0.0	\$0.0	\$3,603.7	-\$1,094.9	-\$212.7	\$0.0	\$2,296.1

A. Balance of bonding authority excludes unfunded approvals.

B. The original bond allocation of \$29 million augmented by \$21 million from Prior Bond Funds to Joint Use at the 06/27/07 SAB meeting and \$7.5 million at the 7/23/08 SAB meeting pursuant to Assembly Bill 127, Chapter 35, Statutes of 2006 (Perata/Nunez).

C. The original bond allocation of \$4,960,000,000 augmented by \$5,831,911 from Prior Bonds at the 10/6/2010 SAB meeting.

D. It includes the transfer of Critically Overcrowded School Facilities Program Funds to New Construction (transfers in Prop. 55 includes: \$268.8 million approved at the 1/25/2006 SAB meeting, \$318.3 million approved at the 9/23/2009 SAB meeting, \$225 million approved at the 8/4/2010 SAB meeting, \$211.7 million approved at the 12/15/2010 SAB meeting, \$145 million at the 4/25/2012 SAB meeting, \$30.4 million after the 3/20/2013 SAB meeting, and \$32,297 after the 3/26/2014 SAB meeting per SFP Regulation Sections 1859.154 (c)).

E. Original bond allocation of \$50,000,000 augmented by \$15,547,233 from the State School Building Aid Fund at the 2/28/2007 SAB meeting and by \$1,232,224 from Prior Bonds at the 10/6/2010 SAB meeting.

F. Total authority is not available at this time due to outstanding accounts receivable. For Proposition 51, \$45,210.50 for Career Tech. For Proposition 1D, \$218,896.66 for Career Tech.

For Proposition 55, \$162,295.11 for New Construction, \$3,867,646.57 for Critically Overcrowded Schools and \$745,166.66 for Charter.

SCHOOL FACILITY PROGRAM
Available Funds (in Millions) As of February 24, 2021

Prop. 47 - \$11.4 Billion - November 2002									
Program	Original Bond Allocation	Remaining Bond Authority as of January 27, 2021	Estimated Approvals for February 24, 2021	Special Items/PIF	Remaining Bond Authority as of February 24, 2021 (excludes Unfunded Approvals)	Accumulated Unfunded Approvals as of January 27, 2021	Estimated Unfunded Approvals for February 24, 2021	Special Items/PIF	Remaining Bond Authority as of February 24, 2021 (includes Unfunded Approvals)
New Construction	\$6,250.0	\$12.4			\$12.4	-\$0.2			\$12.2
Modernization	3,300.0	0.4			0.4		-\$0.4		0.0
Critically Overcrowded Schools	1,700.0	0.0			0.0				0.0
Charter School	100.0	11.5			11.5	-4.7			6.8
Joint Use	50.0	0.0			0.0				0.0
SUBTOTAL	\$11,400.0	\$24.3	\$0.0	\$0.0	\$24.3 ^A	-\$4.9	-\$0.4	\$0.0	\$19.0

Prop. 1A - \$6.7 Billion - November 1998									
Program	Original Bond Allocation	Remaining Bond Authority as of January 27, 2021	Estimated Approvals for February 24, 2021	Special Items/PIF	Remaining Bond Authority as of February 24, 2021 (excludes Unfunded Approvals)	Accumulated Unfunded Approvals as of January 27, 2021	Estimated Unfunded Approvals for February 24, 2021	Special Items/PIF	Remaining Bond Authority as of February 24, 2021 (includes Unfunded Approvals)
New Construction	\$2,900.0	\$0.1			\$0.1				\$0.1
Modernization	2,100.0	0.0			0.0				0.0
Hardship	1,000.0	0.1			0.1				0.1
Class Size Reduction	700.0	0.0			0.0				0.0
SUBTOTAL	\$6,700.0	\$0.2	\$0.0	\$0.0	\$0.2 ^A	\$0.0	\$0.0	\$0.0	\$0.2
TOTAL PAGE 2	\$18,100.0	\$24.5	\$0.0	\$0.0	\$24.5	-\$4.9	-\$0.4	\$0.0	\$19.2
TOTAL FROM PAGE 1	\$24,380.0	\$3,603.7	\$0.0	\$0.0	\$3,603.7	-\$1,094.9	-\$212.7	\$0.0	\$2,296.1
GRAND TOTAL	\$42,480.0	\$3,628.2	\$0.0	\$0.0	\$3,628.2	-\$1,099.8	-\$213.1	\$0.0	\$2,315.3

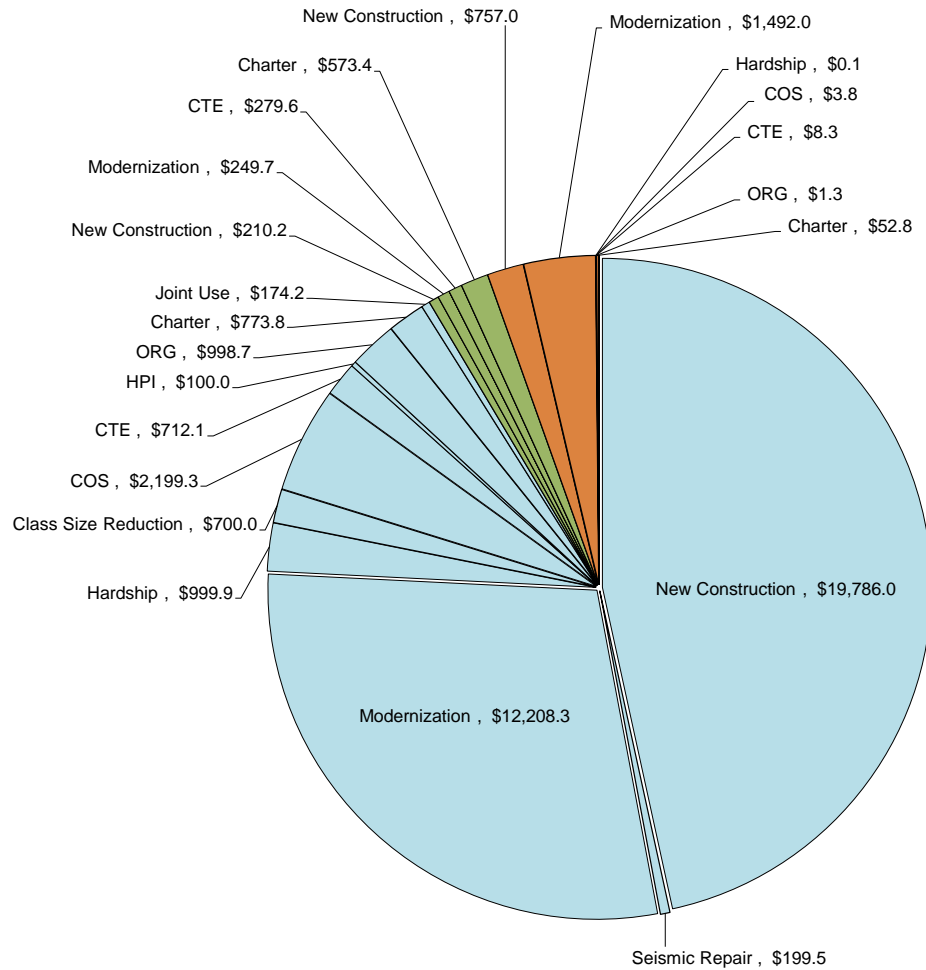
Full-Day Kindergarten Facilities Grant Program (FDKFGP)

Program	Appropriation	Remaining Bond Authority as of January 27, 2021	Estimated Approvals for February 24, 2021	Miscellaneous Adjustments for February 24, 2021	Remaining Authority as of February 24, 2021
Chapter 32, Statutes of 2018 (AB 1808) - Full-Day Kindergarten (FY 18/19)	\$100.0	\$3.3			\$3.3
TOTAL	\$100.0	\$3.3	\$0.0	\$0.0	\$3.3

A. Balance of Bonding Authority Excludes Unfunded Approvals.

B. Total authority is not available at this time due to outstanding accounts receivable. For Proposition 47, \$11,214,637.30 for New Construction.

Proposition 51, 1D, 55, 47, and 1A Bond Authority - \$42.480 billion (in millions of dollars)

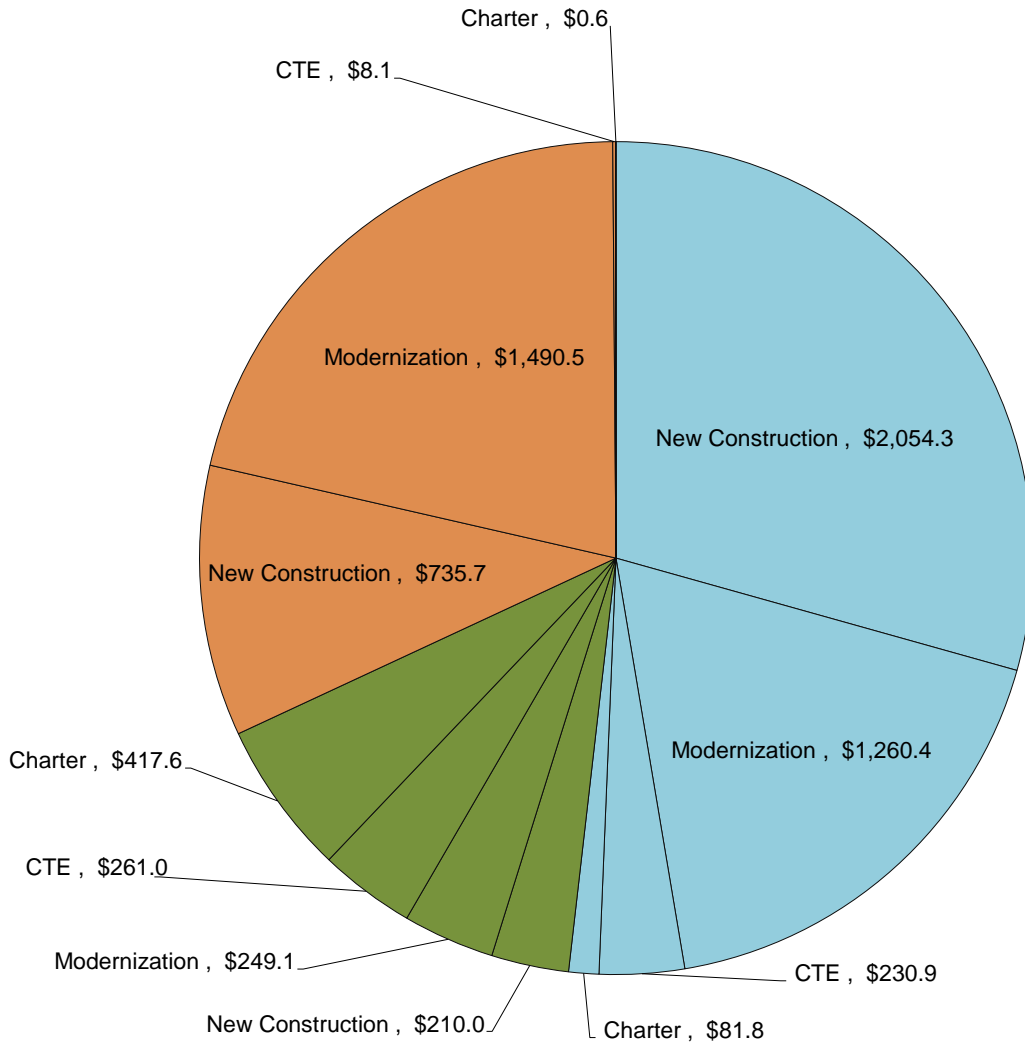


Proposition 51, 1D, 55, 47, and 1A Totals		
New Construction*	\$	19,786.0
Seismic Repair	\$	199.5
Modernization	\$	12,208.3
Hardship	\$	999.9
Class Size Reduction	\$	700.0
COS	\$	2,199.3
CTE	\$	712.1
HPI	\$	100.0
ORG	\$	998.7
Charter	\$	773.8
Joint Use	\$	174.2
Apportioned	\$	38,851.8
		91.5%
New Construction	\$	210.2
Seismic Repair	\$	-
Modernization	\$	249.7
Hardship	\$	-
Class Size Reduction	\$	-
COS	\$	-
CTE	\$	279.6
HPI	\$	-
ORG	\$	-
Charter	\$	573.4
Joint Use	\$	-
Unfunded Approvals	\$	1,312.9
		3.1%
New Construction	\$	757.0
Seismic Repair	\$	-
Modernization	\$	1,492.0
Hardship	\$	0.1
Class Size Reduction	\$	-
COS	\$	3.8
CTE	\$	8.3
HPI	\$	-
ORG	\$	1.3
Charter	\$	52.8
Joint Use	\$	-
Remaining Bond Authority	\$	2,315.3
		5.5%
Grand Total	\$	42,480
		100.0%

*Includes Energy Efficiency, Small High Schools, Seismic Repair, and the transfer of Critically Overcrowded School Facilities Program Funds to New Construction (\$700 million and \$68.1 million from Prop. 47; \$268.8 million, \$318.3 million, \$225 million, \$211.7 million, \$145 million, and \$30.4 million from Prop. 55). Also, Prop 55 includes \$5.8 million from the Lease Purchase Program on October 6, 2010.

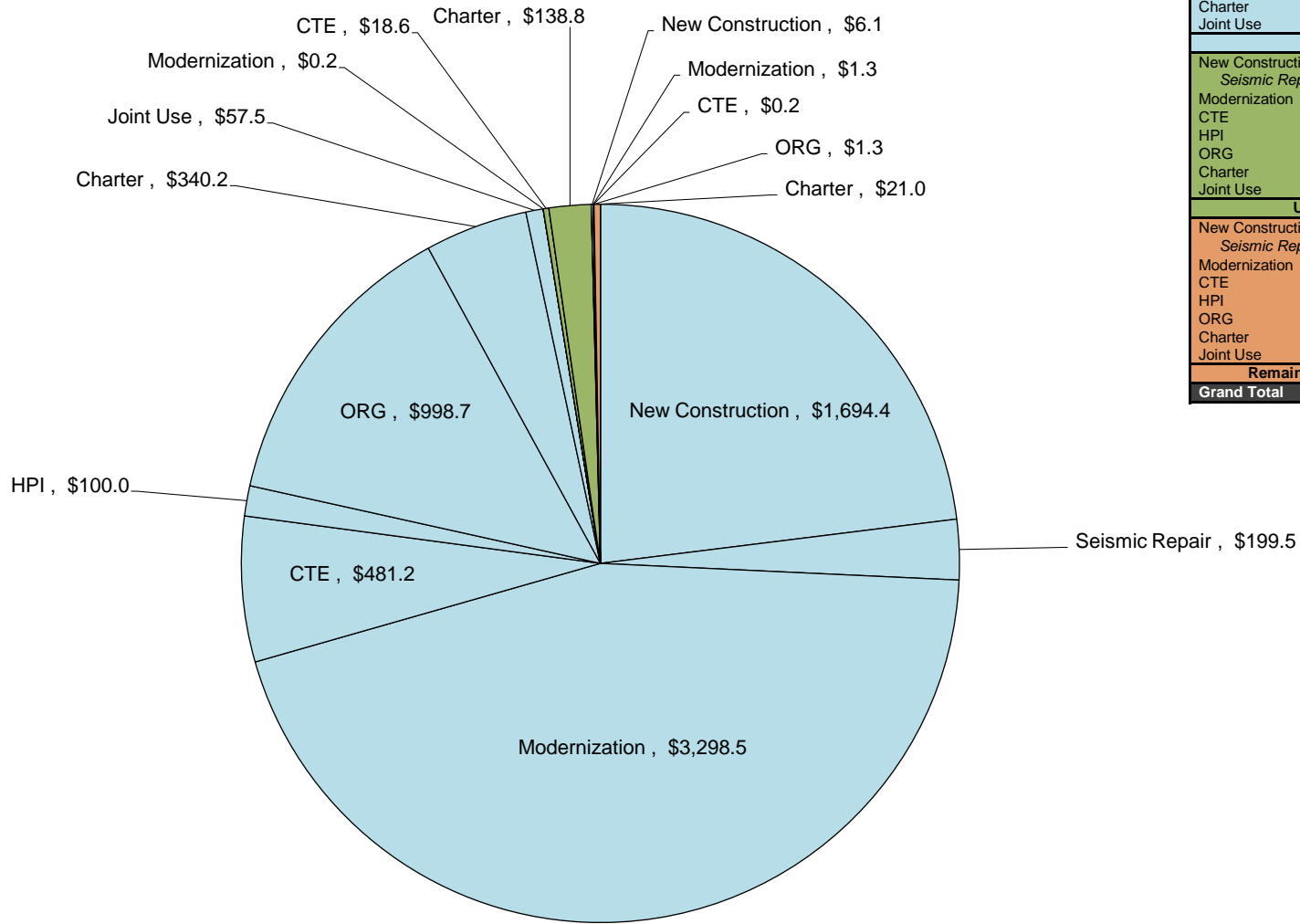
Proposition 51 Bond Authority - \$7.000 billion

(in millions of dollars)



Proposition 51 Totals		
New Construction	\$ 2,054.3	
Modernization	\$ 1,260.4	
CTE	\$ 230.9	
Charter	\$ 81.8	
Apportioned	\$ 3,627.4	51.8%
New Construction	\$ 210.0	
Modernization	\$ 249.1	
CTE	\$ 261.0	
Charter	\$ 417.6	
Unfunded Approvals	\$ 1,137.7	16.3%
New Construction	\$ 735.7	
Modernization	\$ 1,490.5	
CTE	\$ 8.1	
Charter	\$ 0.6	
Remaining Bond Authority	\$ 2,234.9	31.9%
Grand Total	\$ 7,000	100.0%

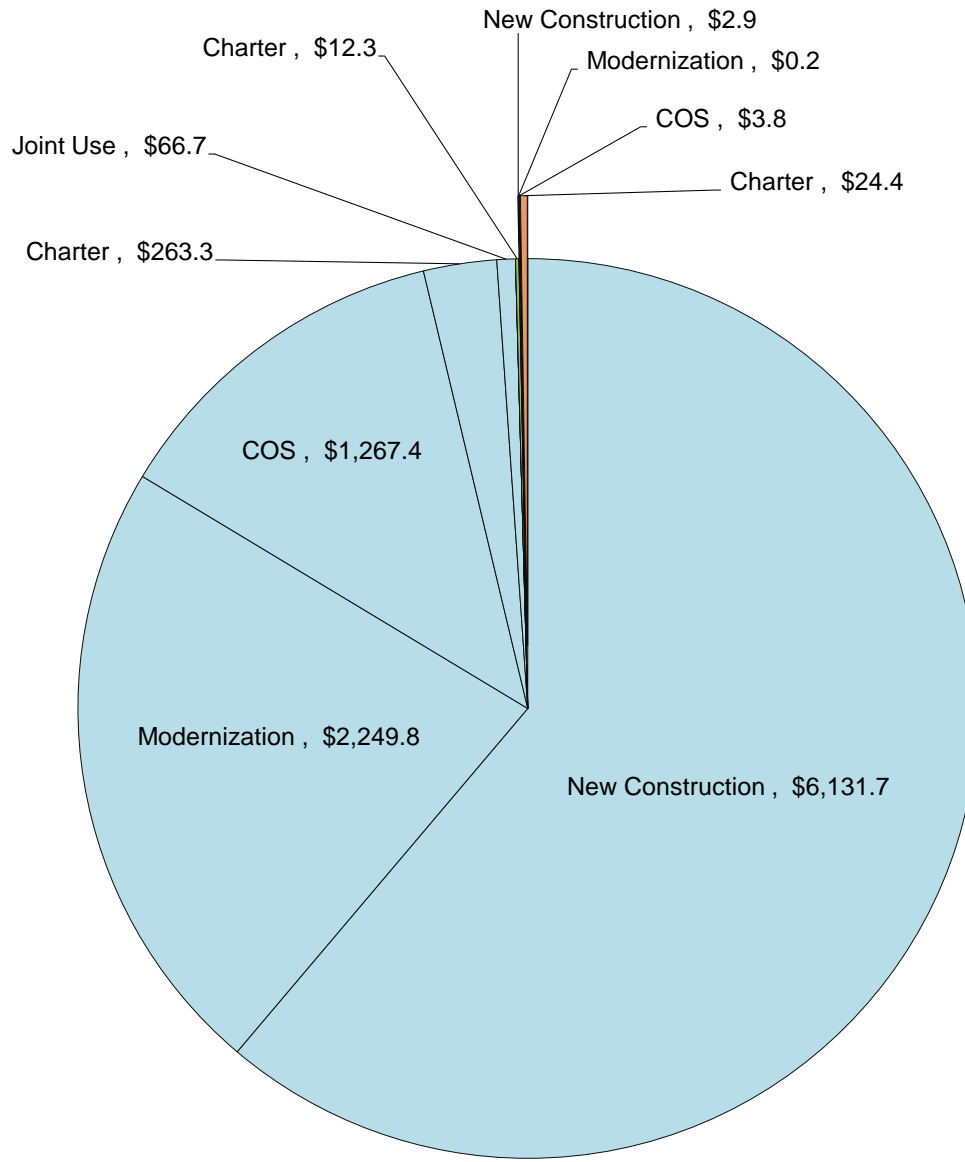
Proposition 1D Bond Authority - \$7.358 billion (in millions of dollars)



Proposition 1D Totals		
New Construction	\$	1,694.4
<i>Seismic Repair</i>	\$	199.5
Modernization	\$	3,298.5
CTE	\$	481.2
HPI	\$	100.0
ORG	\$	998.7
Charter	\$	340.2
Joint Use	\$	57.5
Apportioned	\$	7,170.0
		97.5%
New Construction	\$	-
<i>Seismic Repair</i>	\$	-
Modernization	\$	0.2
CTE	\$	18.6
HPI	\$	-
ORG	\$	-
Charter	\$	138.8
Joint Use	\$	-
Unfunded Approvals	\$	157.6
		2.1%
New Construction	\$	6.1
<i>Seismic Repair</i>	\$	-
Modernization	\$	1.3
CTE	\$	0.2
HPI	\$	-
ORG	\$	1.3
Charter	\$	21.0
Joint Use	\$	-
Remaining Bond Authority	\$	29.9
		0.4%
Grand Total	\$	7,358
		100.0%

Proposition 55 Bond Authority - \$10.023 billion

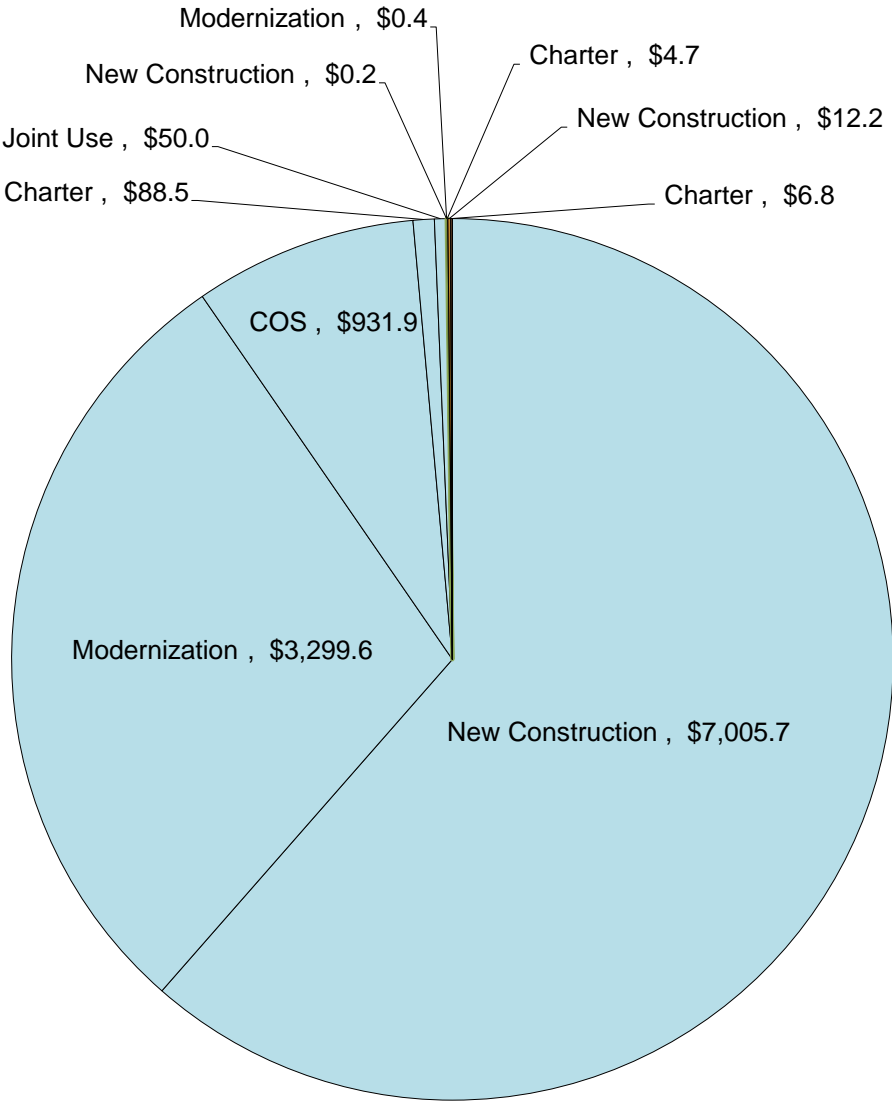
(in millions of dollars)



Proposition 55 Totals		
New Construction	\$ 6,131.7	
Modernization	\$ 2,249.8	
COS	\$ 1,267.4	
Charter	\$ 263.3	
Joint Use	\$ 66.7	
Apportioned	\$ 9,978.9	99.6%
New Construction	\$ -	
Modernization	\$ -	
COS	\$ -	
Charter	\$ 12.3	
Joint Use	\$ -	
Unfunded Approvals	\$ 12.3	0.1%
New Construction	\$ 2.9	
Modernization	\$ 0.2	
COS	\$ 3.8	
Charter	\$ 24.4	
Joint Use	\$ -	
Remaining Bond Authority	\$ 31.3	0.3%
Grand Total	\$ 10,023	100.0%

Proposition 47 Bond Authority - \$11.400 billion

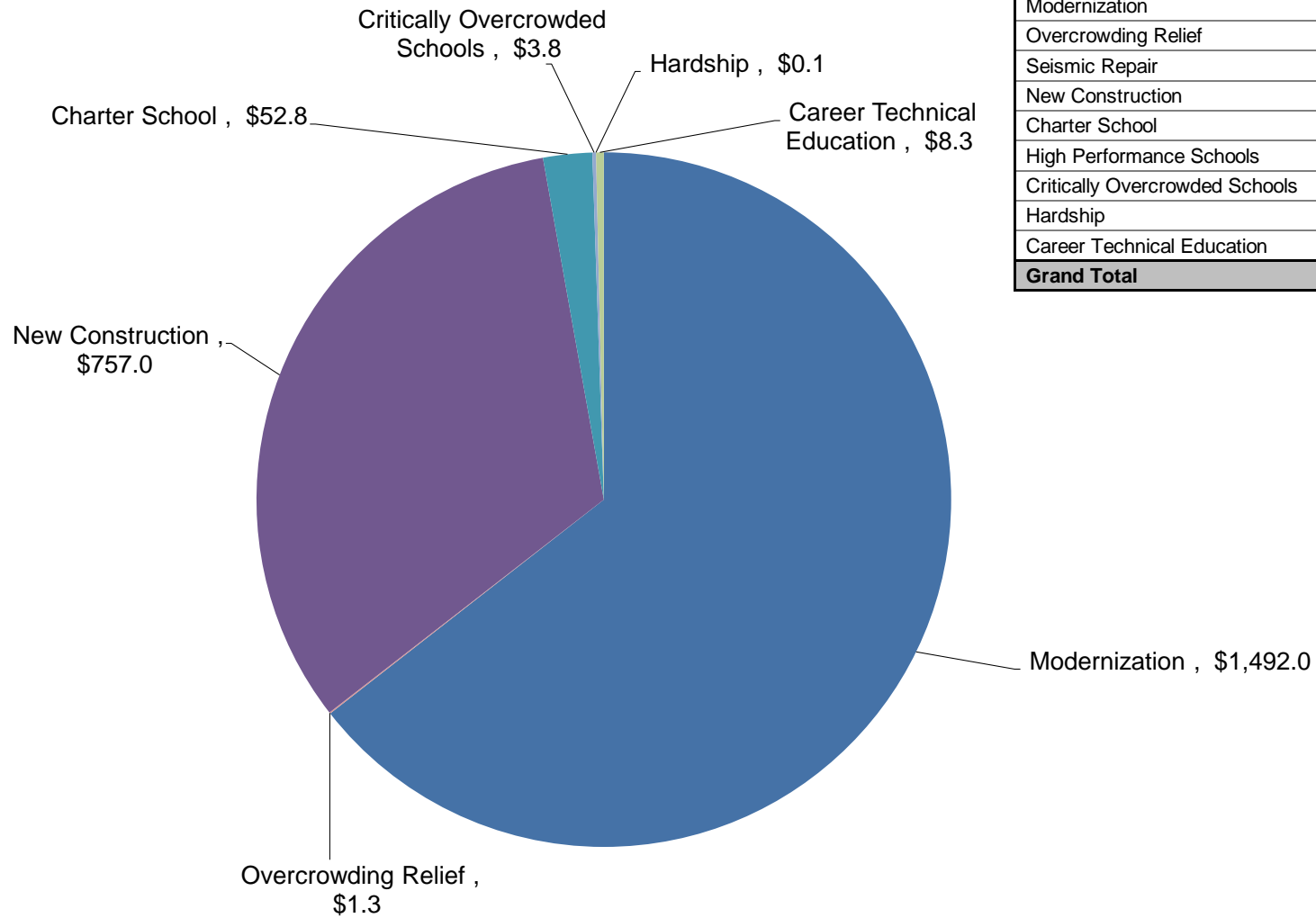
(in millions of dollars)



Proposition 47 Totals		
New Construction	\$ 7,005.7	
Modernization	\$ 3,299.6	
COS	\$ 931.9	
Charter	\$ 88.5	
Joint Use	\$ 50.0	
Apportioned	\$ 11,375.7	99.8%
New Construction	\$ 0.2	
Modernization	\$ 0.4	
COS	\$ -	
Charter	\$ 4.7	
Joint Use	\$ -	
Unfunded Approvals	\$ 5.3	0.0%
New Construction	\$ 12.2	
Modernization	\$ -	
COS	\$ -	
Charter	\$ 6.8	
Joint Use	\$ -	
Remaining Bond Authority	\$ 19.0	0.2%
Grand Total	\$ 11,400	100.0%

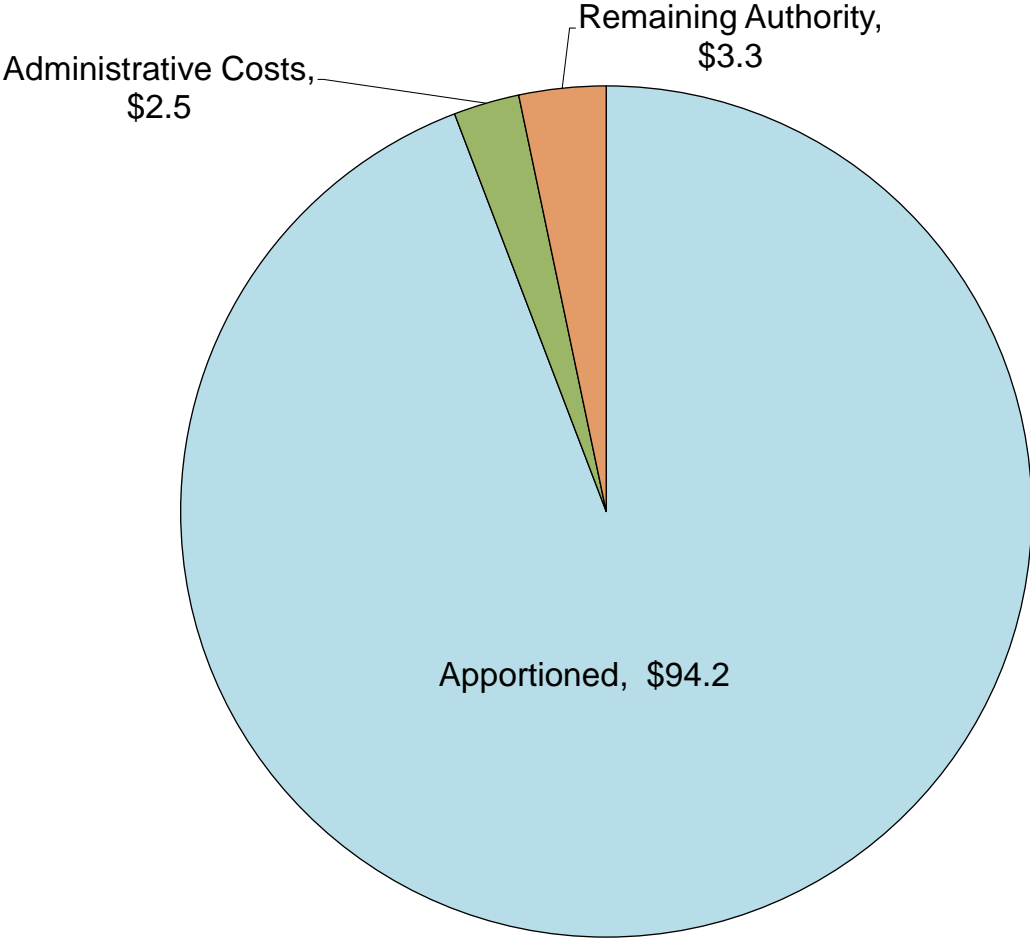
Remaining Bond Authority - \$2,315.3 million

(by program, in millions)
As of February 24, 2021 SAB

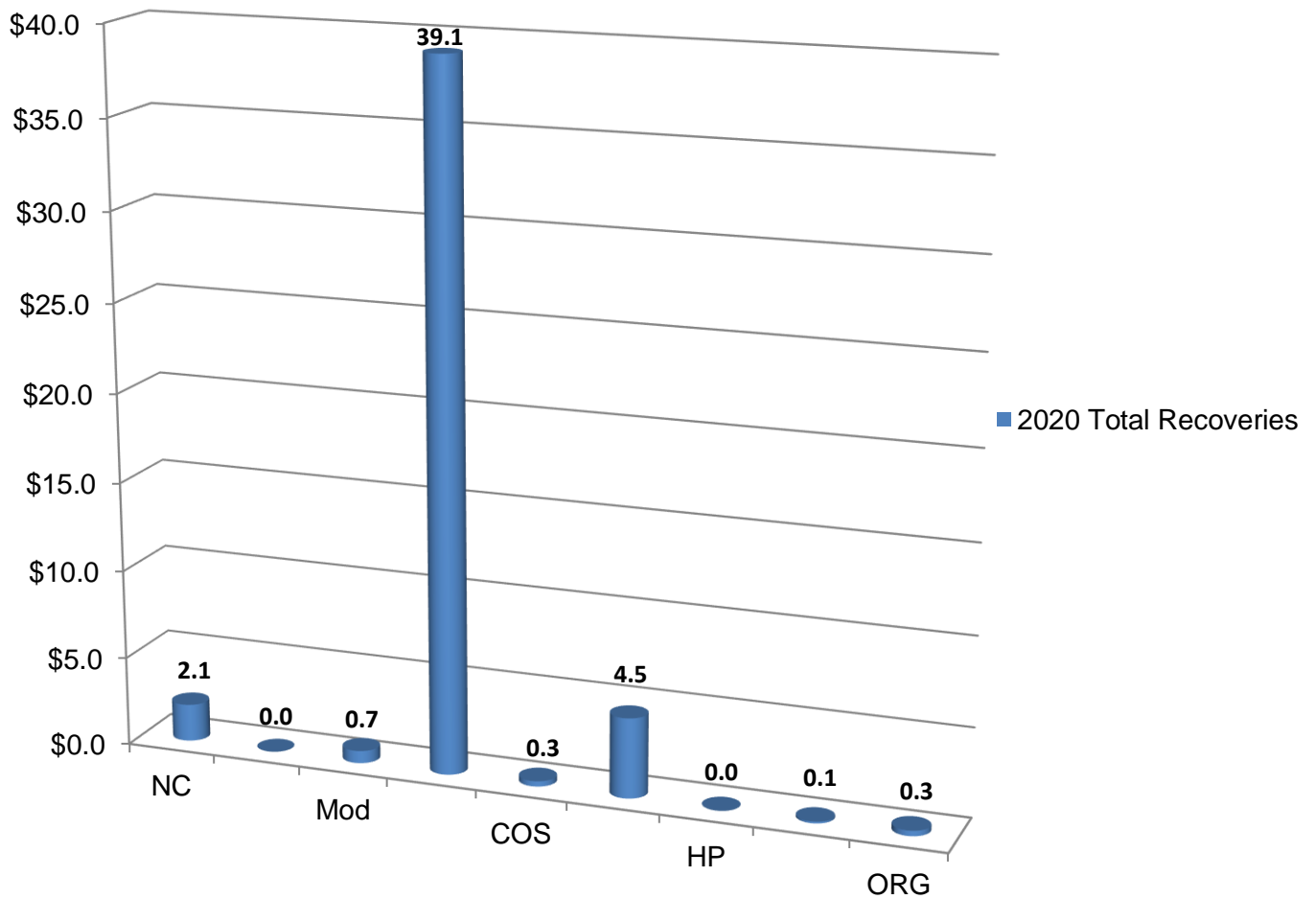


Remaining Bond Authority (in millions)	
Modernization	\$ 1,492.0
Overcrowding Relief	\$ 1.3
Seismic Repair	\$ -
New Construction	\$ 757.0
Charter School	\$ 52.8
High Performance Schools	\$ -
Critically Overcrowded Schools	\$ 3.8
Hardship	\$ 0.1
Career Technical Education	\$ 8.3
Grand Total	\$ 2,315.3

Full-Day Kindergarten Facilities Grant Program (FDKFGP)
FY 2018/2019
Authority - \$100 million



Fund Recoveries* – 2020 (Totals represented in millions of dollars)



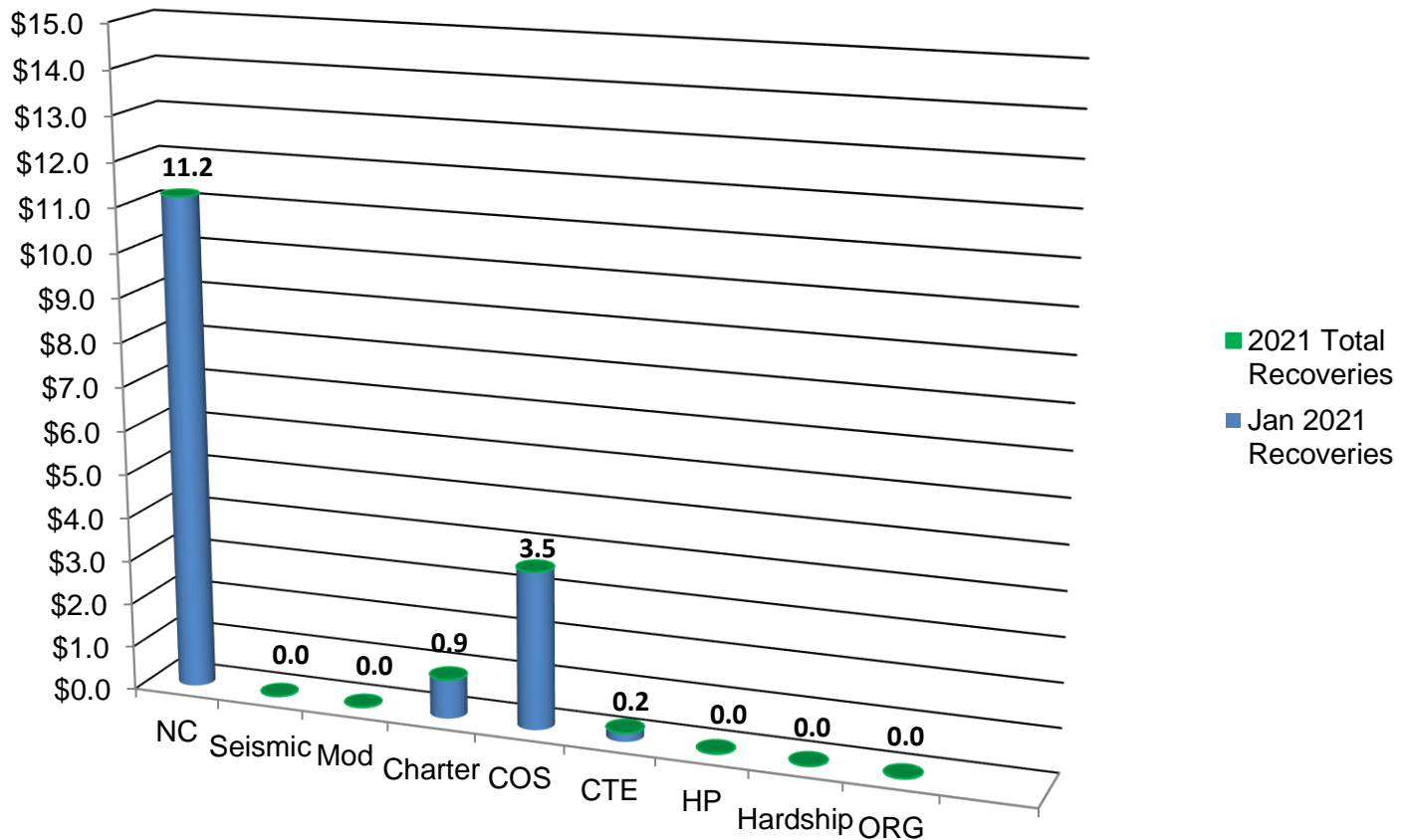
	2020 Totals**
NC	\$2,134,812
<i>Seismic</i>	\$0
Modernization	\$652,438
Charter	\$39,076,071
COS	\$318,265
CTE	\$4,512,998
HP	\$0
Hardship	\$100,159
ORG	\$289,917
Total	\$47,084,660

*Includes bond proceeds returned (authority may not be available) to the program through reductions to cost incurred, close-outs, loan repayments, rescissions and special education local plan area transfers.

** 2020 Totals does not reflect any reallocation of authority. For current availability of bond authority, see Status of Funds.

Fund Recoveries* – as of January 27, 2021 SAB

(Totals represented in millions of dollars)



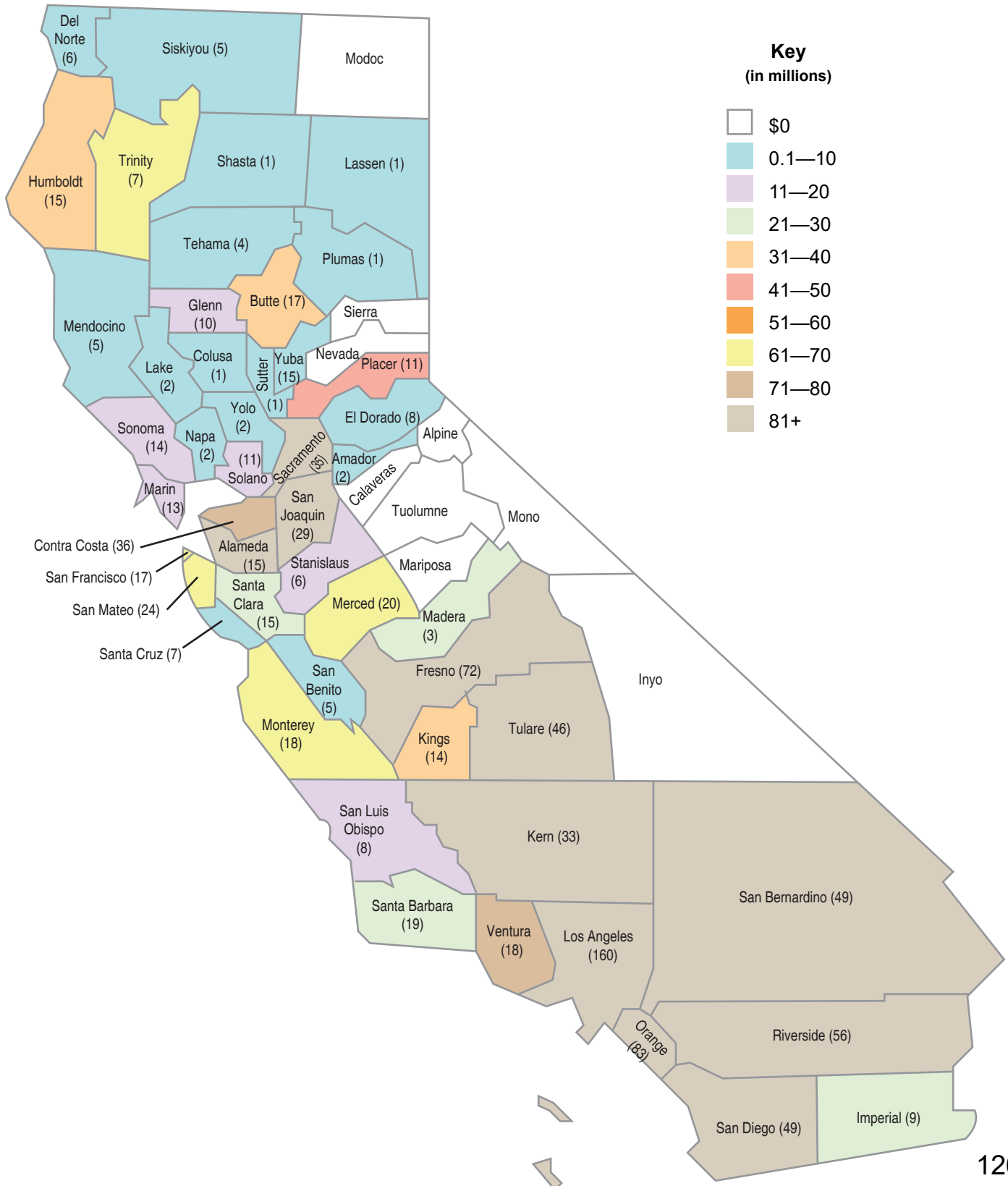
January 2021	1A	47	55	1D	51	January Totals	2021 Totals**
NC	\$0	\$11,214,637	\$980	\$0	\$0	\$11,215,617	\$11,215,617
Seismic	\$0	\$0	\$0	\$0	\$0	\$0	\$0
Modernization	\$0	\$0	\$0	\$0	\$0	\$0	\$0
Charter	\$0	\$258,535	\$429,556	\$210,611	\$0	\$898,702	\$898,702
COS	\$0	\$0	\$3,549,381	\$0	\$0	\$3,549,381	\$3,549,381
CTE	\$0	\$0	\$0	\$218,897	\$0	\$218,897	\$218,897
HP	\$0	\$0	\$0	\$0	\$0	\$0	\$0
Hardship	\$0	\$0	\$0	\$0	\$0	\$0	\$0
ORG	\$0	\$0	\$0	\$0	\$0	\$0	\$0
Total						\$15,882,597	\$15,882,597

*Includes bond proceeds returned (authority may not be available) to the program through reductions to cost incurred, close-outs, loan repayments, rescissions and special education local plan area transfers.

** 2021 Totals does not reflect any reallocation of authority. For current availability of bond authority, see Status of Funds.

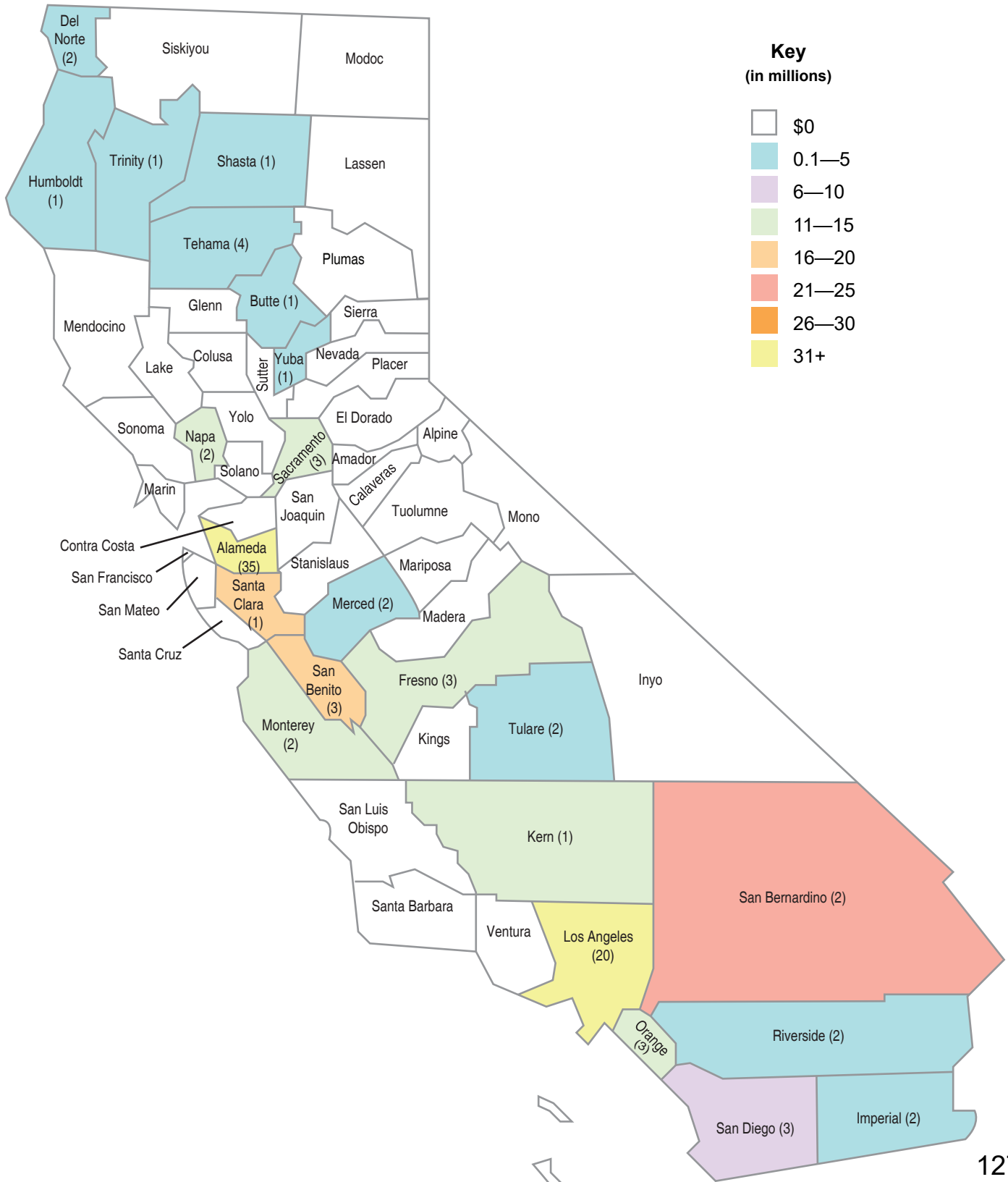
School Facility Program Proposition 51 Apportionments by County

The graphic below displays the amount Apportioned (\$3,276.2 million) for 996 School Facility Program projects from 305 school districts as of January 31, 2021. The data includes only bond authority provided by Proposition 51 approved by voters in November 2016.



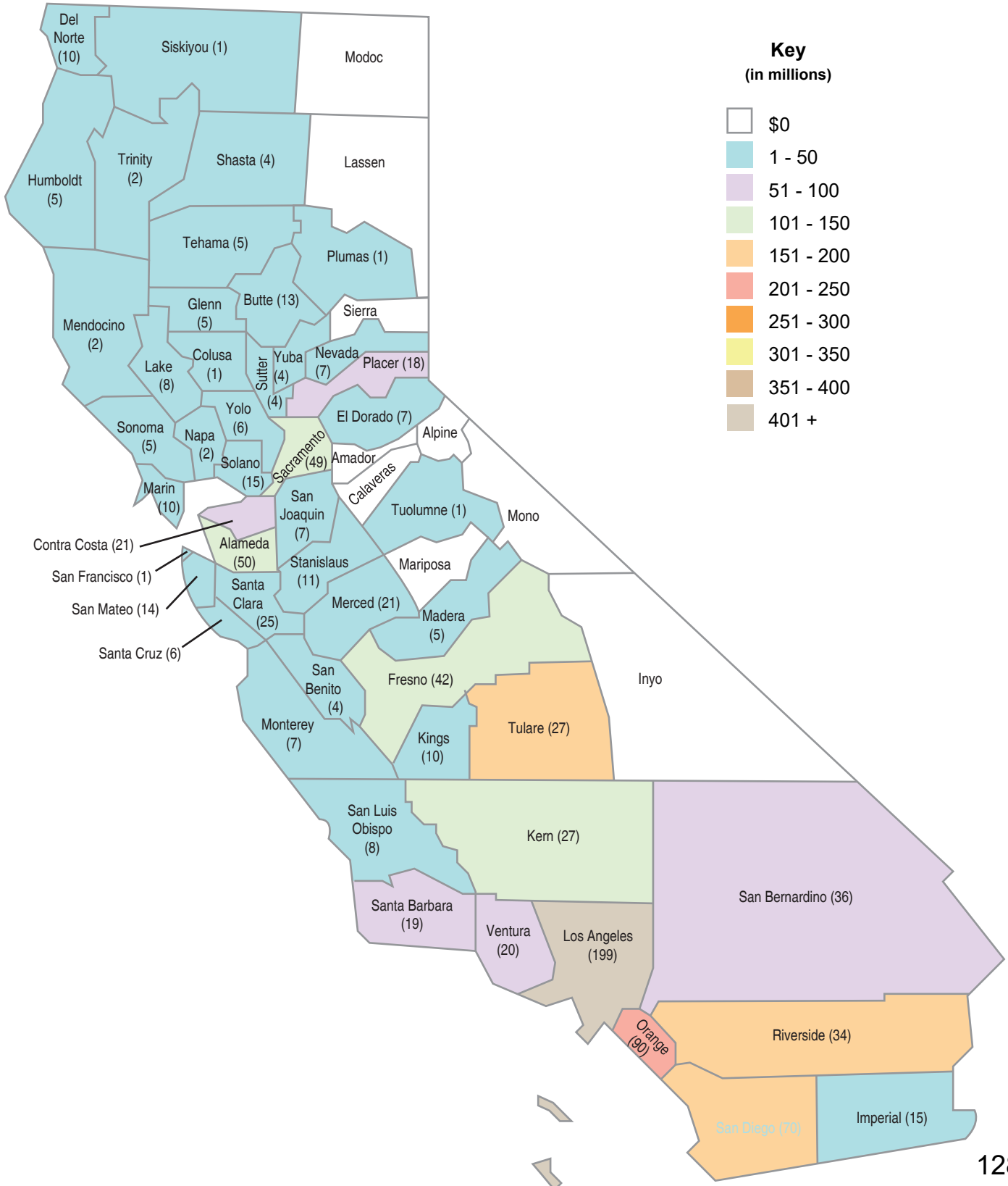
School Facility Program Proposition 51 Unfunded Approvals by County

The graphic below displays the amount of Unfunded Approvals (\$242.6 million) for 62 School Facility Program projects from 35 school districts as of January 31, 2021. The data includes only bond authority provided by Proposition 51 approved by voters in November 2016.



School Facility Program Proposition 51 Current Workload by County

The graphic below displays the Office of Public School Construction's Workload List for New Construction and Modernization (\$2,622.5 million) for 944 School Facility Program projects from 265 school districts as of January 31, 2021. The projects are anticipated to be allocated from bond authority provided by Proposition 51 approved by voters in November 2016.



Proposition 51 Distribution

As of 1/31/2021

County	<u>Apportioned</u> Project Count	<u>Apportioned</u> Dollar Amount	<u>Unfunded</u> Project Count	<u>Unfunded</u> Dollar Amount	<u>Workload</u> Project Count	<u>Workload</u> Dollar Amount
Alameda	15	\$84,141,417.00	1	\$35,705,768.75	50	\$138,020,513.00
Alpine						
Amador	2	\$5,892,241.00				
Butte	17	\$33,549,186.00	1	\$701,136.00	13	\$13,709,783.40
Calaveras						
Colusa	1	\$1,640,446.00			1	\$1,771,024.80
Contra Costa	36	\$76,121,072.78			21	\$61,637,039.00
Del Norte	6	\$1,956,231.60	2	\$409,605.00	8	\$3,274,037.55
El Dorado	8	\$8,104,941.00			7	\$16,929,539.80
Fresno	72	\$207,658,631.45	3	\$14,314,980.18	42	\$107,982,286.05
Glenn	10	\$15,379,628.00			5	\$7,070,921.80
Humboldt	15	\$31,743,730.00	1	\$1,738,405.00	4	\$1,562,312.25
Imperial	9	\$27,816,547.00	2	\$1,019,592.00	15	\$34,779,684.65
Inyo						
Kern	33	\$125,559,556.93	1	\$13,578,879.00	27	\$142,774,503.45
Kings	14	\$31,965,210.00			10	\$17,648,833.40
Lake	2	\$1,372,524.00			8	\$10,750,448.20
Lassen	1	\$38,056.00				
Los Angeles	160	\$488,204,901.06	20	\$41,983,140.00	199	\$533,906,062.70
Madera	3	\$25,200,315.00			5	\$41,671,783.70
Marin	13	\$18,768,897.00			10	\$16,596,665.20
Mariposa						
Mendocino	5	\$4,236,337.00			2	\$2,557,723.20
Merced	20	\$65,318,887.00	2	\$1,061,683.00	21	\$43,087,864.40
Modoc						
Mono						
Monterey	18	\$62,013,929.72	2	\$11,408,911.00	7	\$10,692,674.80
Napa	2	\$8,989,320.00	2	\$11,917,523.78	2	\$1,346,472.00
Nevada					7	\$6,996,559.95
Orange	83	\$507,618,755.75	3	\$15,347,465.00	90	\$219,337,255.32
Placer	11	\$45,878,625.00			18	\$100,580,837.20
Plumas	1	\$526,164.00			1	\$2,881,602.00
Riverside	56	\$230,866,395.02	2	\$2,056,702.00	34	\$163,803,662.00
Sacramento	35	\$123,063,270.96	3	\$15,717,939.00	49	\$106,424,628.30
San Benito	5	\$7,799,228.32	3	\$17,739,825.25	4	\$11,830,740.80
San Bernardino	49	\$147,284,104.66	2	\$23,959,627.00	36	\$92,252,155.60
San Diego	49	\$264,164,672.88	3	\$10,107,749.00	70	\$183,897,224.10
San Francisco	17	\$69,368,232.11			1	\$1,522,603.20
San Joaquin	29	\$99,846,765.58			6	\$27,084,803.80
San Luis Obispo	8	\$18,172,481.32			8	\$15,299,349.00
San Mateo	24	\$63,817,664.00			12	\$33,115,205.20
Santa Barbara	19	\$29,129,452.50			18	\$85,979,147.00
Santa Clara	15	\$22,571,327.41	1	\$16,573,033.00	25	\$36,151,639.40
Santa Cruz	7	\$10,399,137.00			6	\$6,326,146.80
Shasta	1	\$451,339.00	1	\$2,564,811.00	3	\$2,702,479.00
Sierra						
Siskiyou	5	\$4,584,906.00			1	\$979,258.00
Solano	7	\$11,008,776.00			15	\$33,894,180.80

Proposition 51 Distribution

As of 1/31/2021

County	<u>Apportioned</u> Project Count	<u>Apportioned</u> Dollar Amount	<u>Unfunded</u> Project Count	<u>Unfunded</u> Dollar Amount	<u>Workload</u> Project Count	<u>Workload</u> Dollar Amount
Sonoma	14	\$15,549,416.00			5	\$11,587,374.60
Stanislaus	6	\$12,922,970.00			11	\$15,784,358.10
Sutter	1	\$2,527,280.00			4	\$16,181,200.80
Tehama	4	\$6,813,808.29	4	\$151,410.00	5	\$18,377,309.55
Trinity	7	\$63,225,743.19	1	\$801,902.60	1	\$3,719,508.00
Tulare	46	\$116,121,839.40	2	\$3,775,030.00	27	\$153,410,532.15
Tuolumne					1	\$1,990,027.20
Ventura	18	\$73,135,192.00			19	\$47,833,347.40
Yolo	2	\$1,820,253.00			6	\$10,417,233.20
Yuba	15	\$1,861,917.00			4	\$4,374,651.20
Total	996	\$3,276,201,721.93	62	\$242,635,117.56	944	\$2,622,505,193.02

School Facility Program Bond Authority from Proposition 51

(in millions of dollars, as of January 31, 2021)

New Construction

Legend

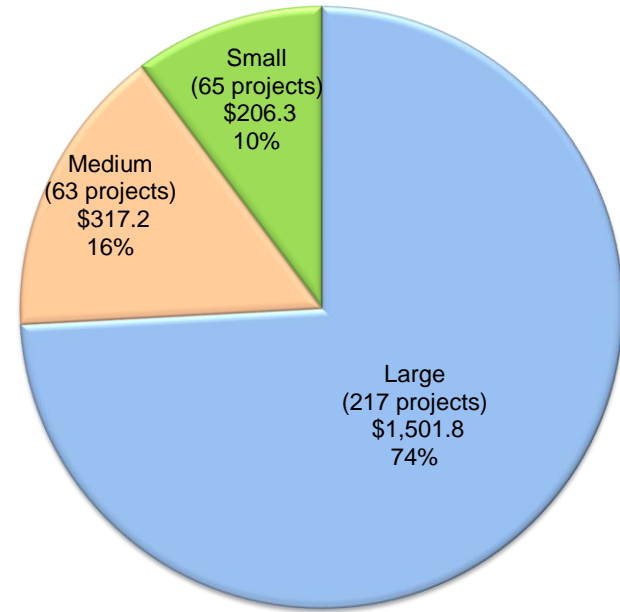
Small School Districts – ADA < 2,500 pupils

Medium School Districts – ADA > 2,500 pupils < 10,000 pupils

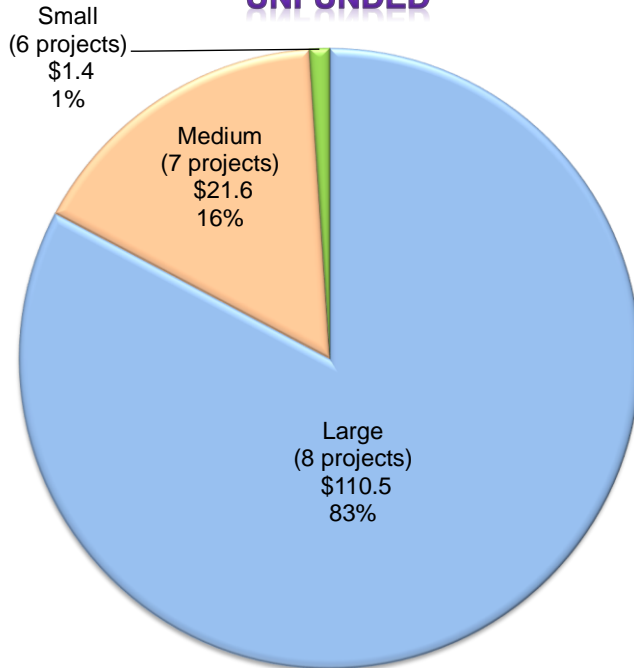
Large School Districts – ADA > 10,000 pupils

District Size (based on 2019/20 Enrollment)
 (# of projects)
 (in millions)

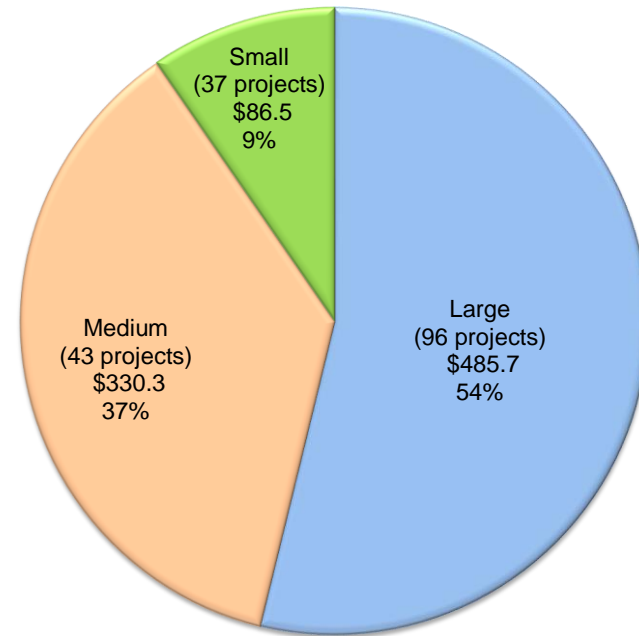
APPORTIONED



UNFUNDED



CURRENT WORKLOAD



School Facility Program Bond Authority from Proposition 51

(in millions of dollars, as of January 31, 2021)

Modernization

Legend

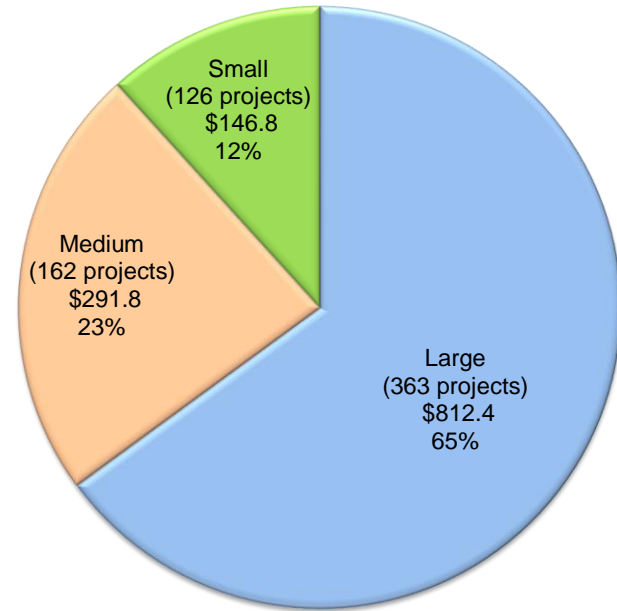
Small School Districts – ADA < 2,500 pupils

Medium School Districts – ADA > 2,500 pupils < 10,000 pupils

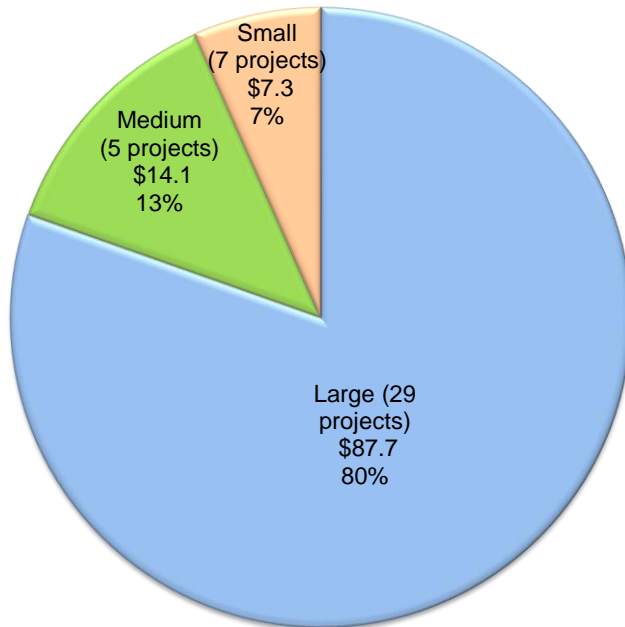
Large School Districts – ADA > 10,000 pupils

District Size (based on 2019/20 Enrollment)
 (# of projects)
 (in millions)

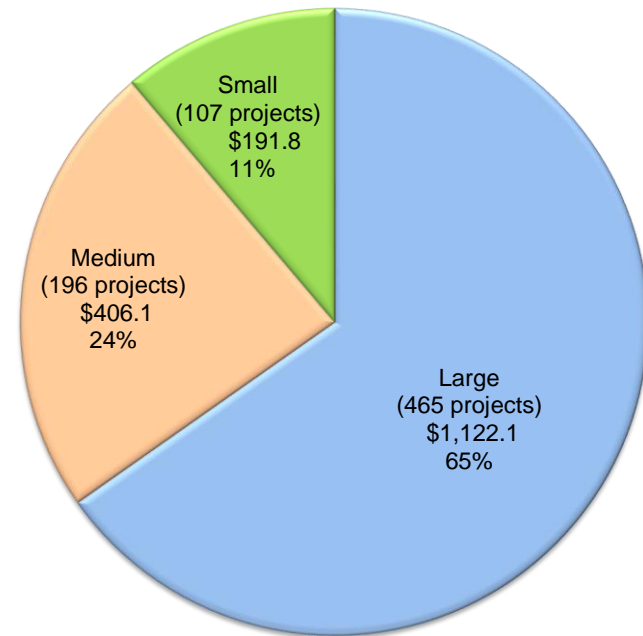
APPORTIONED



UNFUNDED



CURRENT WORKLOAD



Unique School Districts (USD) Receiving Proposition 51 Funds (As of January 31, 2021)

New Construction

2019/20 Enrollment	School Districts Statewide		
	#	%	Enrollment
Small – ADA < 2,500 pupils	592	57%	419,625
Medium – ADA > 2,500 pupils < 10,000 pupils	267	26%	1,371,422
Large – ADA > 10,000 pupils	175	17%	4,395,231
	1,034	100%	6,186,278

Apportioned					
# of USD	Enrollment	\$ Amount	By Size*	Size vs.	Students***
41	36,497	\$ 206,327,724	25.5%	4.0%	0.6%
47	253,896	\$ 317,213,244	29.2%	4.5%	4.1%
73	2,329,666	\$ 1,501,774,529	45.3%	7.1%	37.7%
161	2,620,059	\$ 2,025,315,497	100.0%	15.6%	42.4%

Unfunded					
# of USD	Enrollment	\$ Amount	By Size*	Size vs.	Students***
3	3,380	\$ 1,384,818	20.0%	0.3%	0.1%
5	28,534	\$ 21,632,271	33.3%	0.5%	0.5%
7	139,556	\$ 110,515,904	46.7%	0.7%	2.3%
15	171,470	\$ 133,532,993	100.0%	1.5%	2.8%

Workload					
# of USD	Enrollment	\$ Amount	By Size*	Size vs.	Students***
23	28,746	\$ 86,533,459	25.3%	2.2%	0.5%
29	168,697	\$ 330,346,986	31.9%	2.8%	2.7%
39	1,499,074	\$ 485,654,258	42.9%	3.8%	24.2%
91	1,696,517	\$ 902,534,703	100.0%	8.8%	27.4%

Modernization

2019/20 Enrollment	School Districts Statewide		
	#	%	Enrollment
Small – ADA < 2,500 pupils	592	57%	419,625
Medium – ADA > 2,500 pupils < 10,000 pupils	267	26%	1,371,422
Large – ADA > 10,000 pupils	175	17%	4,395,231
	1,034	100%	6,186,278

Apportioned					
# of USD	Enrollment	\$ Amount	By Size*	Size vs.	Students**
82	73,604	\$ 146,773,672	34.5%	7.9%	1.2%
72	380,375	\$ 291,762,135	30.3%	7.0%	6.1%
84	2,744,625	\$ 812,350,418	35.3%	8.1%	44.4%
238	3,198,604	\$ 1,250,886,225	100.0%	23.0%	51.7%

Unfunded					
# of USD	Enrollment	\$ Amount	By Size*	Size vs.	Students**
6	9,620	\$ 7,252,897	26.1%	0.6%	0.2%
4	17,559	\$ 14,132,172	17.4%	0.4%	0.3%
13	860,794	\$ 87,717,056	56.5%	1.3%	13.9%
23	887,973	\$ 109,102,125	100.0%	2.2%	14.4%

Workload					
# of USD	Enrollment	\$ Amount	By Size*	Size vs.	Students**
72	75,495	\$ 191,800,077	31.7%	7.0%	1.2%
73	392,984	\$ 406,106,393	32.2%	7.1%	6.4%
82	2,767,519	\$ 1,122,064,021	36.1%	7.9%	44.7%
227	3,235,998	\$ 1,719,970,490	100.0%	22.0%	52.3%

*Percentage of funding to small, medium or large school districts

** Percentage of funding to small, medium, and large school district vs. all school districts statewide

***Percentage of students statewide

SCHOOL DISTRICT DATA

School District: PIONEER UNION
ELEMENTARY
Application Number: 51/73379-00-001
Total District Enrollment: 59

County: BUTTE
School Name: BERRY CREEK ELEMENTARY
Project Grade Level: K-8
Financial Hardship: YES

PURPOSE OF REPORT

To present the District's design only funding application for a health and safety project for expedited Apportionment outside of the priority funding process.

AUTHORITY

SFP Regulation Section 1859.90. states in part:

With the exception of an apportionment made pursuant to Sections 1859.81.1(e) or 1859.81.2, or of an Inactive Apportionment subject to Section 1859.96, the OPSC will release State funds that the Board has apportioned to the district after submittal, by the district, of the Form SAB 50-05 and a Grant Agreement, pursuant to Section 1859.90.4, subject to the availability of financing provided by the Pooled Money Investment Board for bond-funded projects. With the exception of an apportionment made for a Type II Joint-Use Project, not part of a qualifying SFP Modernization project, pursuant to Article 12 of these Regulations, a district must submit the Form SAB 50-05 and Grant Agreement, within 18 months of the Apportionment of the SFP grant for the project or the entire New Construction Adjusted Grant, Modernization Adjusted Grant or Type I or II, part of a qualifying SFP Modernization project, Joint-Use Project apportionment shall be rescinded without further Board action, and the pupils housed in the project, if applicable, will be added back to the district's baseline eligibility.

STAFF ANALYSIS/STATEMENTS

Staff is recommending that the District receive an immediate Apportionment for the attached Berry Creek Elementary School project, application number 51/73779-00-001, due to the North Complex Fire that occurred in Butte County beginning on August 17, 2020.

The District lost all school buildings in the fire and students are currently being housed in a neighboring district. The District is currently working with multiple agencies to secure funding to rebuild their school. Additionally, the District is working with its insurance company to determine the insurance proceeds that may be paid to the District for the lost facilities. Pursuant to Regulation Section 1859.82.1(d)(1)(B), any insurance proceeds received by the District for the same work in this state-funded project must be applied to offset the funding provided.

STAFF ANALYSIS/STATEMENTS (cont.)

An Apportionment for design funding outside of the priority funding process will result in the District having immediate access to cash to begin design of a replacement school. If the District were to participate in the normal Priority Funding process, the earliest it would be able to receive cash would be from a fall 2021 bond sale. Staff recommends that the Board provide an immediate Apportionment for design funding for the project due to the extraordinary circumstances

RECOMMENDATIONS

1. Approve an Apportionment for OPSC application number 51/73779-00-001 in the amount of \$239,755.20 as shown in the Attachment.
2. Provide that the District must notify OPSC when insurance proceeds are received.
3. Provide that pursuant to Regulation Section 1859.82.1(d)(1)(B), any insurance proceeds received by the District for the same work in this state-funded project must be applied to offset the funding provided.

This Item was approved by the State Allocation Board on February 24, 2021.

FACILITY HARDSHIP / REHABILITATION PROGRAM

SCHOOL DISTRICT DATA

School District: Pioneer Union Elementary
Application Number: 51/73379-00-001
Total District Enrollment: 59
County: Butte

School Name: Berry Creek Elementary
Project Grade Level: K-8
Financial Hardship: Yes

The District qualifies for financial hardship pursuant to SFP Regulation Section 1859.81(c)(4). The District has demonstrated it is financially unable to provide all or a part of the matching funds and is levying the developer fees or equal alternative revenue source justified by law. The District's total bonding capacity (as of January 20, 2021) is \$5 million or less.

TYPE OF REQUEST

State Allocation Board (Board) Conceptual Approval and immediate Apportionment for design only funding for a School Facility Program (SFP) Facility Hardship replacement project.

Estimated Total Project Cost: \$753,788.00
Estimated Cost to the State: \$692,028.00

Total Design Cost to the State: \$ 239,755.20

DESCRIPTION

DESCRIPTION OF HEALTH AND SAFETY THREAT

Pioneer Union Elementary School District (PUESD) is a single-school district consisting of Berry Creek Elementary School. On August 17, 2020 a series of lightning strikes across Butte County initiated multiple wildfires which spread and combined into the North Complex Fire. The North Complex West Zone of the fire burned throughout the county and the Berry Creek Elementary School site was lost in the fire. All school buildings on the site were destroyed and rehabilitation of the structures is not feasible. Berry Creek Elementary is the sole school within PUESD, the District currently has an unmet need for capacity to house its students within the District

SCOPE OF PROJECT

The scope of this project includes the reconstruction of classrooms and minimum essential facilities on the Berry Creek Elementary School site.

STATUS OF SCHOOL SITE

All buildings on site have been lost and reconstruction has not begun. Students are currently housed in a neighboring district.

QUALIFYING CRITERIA

GOVERNMENT/STATE LEVEL CONCURRENCE

OPSC concurs that all structures on the site were lost and that the facilities must be reconstructed in order to house the current enrollment of the District pursuant to Section 1859.82.1(b)(1).

Staff Supports the District's Request: Yes

SITE VISIT COMPLETED BY STAFF

Staff accepted detailed reports and photos from the site in lieu of a site visit.

AUTHORITY

See Attachment A

RECOMMENDATIONS

1. Approve the District's request for a conceptual approval and immediate Apportionment for replacement funding to begin the design of replacement facilities at the Berry Creek Elementary School site, pursuant to the SFP Regulation Section 1859.82.1 as shown on Attachment B.
2. Provide that the District must file an Approved Application for funding within 18 months of this approval, pursuant to Regulation Section 1859.82.1(f).
3. Provide that this conceptual approval does not guarantee a commitment for funding by the Board. Any possible future funding will be subject to all governing laws and regulations, and the availability of funds.
4. Provide that the State portion of any and all savings which may be realized from the funding of this Facility Hardship project must be returned to the State.
5. Provide that the District must notify OPSC when insurance proceeds are received.
6. Provide that any insurance proceeds received by the District for the same work in the state-funded project shall be applied to the project pursuant to Regulation Section 1859.82.1(d)(1)(B).

ATTACHMENT A

AUTHORITY

Facility Hardship Program – Replacement Project (as of August 31, 2020)

Education Code (EC) Section 17075.10(a) states:

A school district may apply for hardship assistance in cases of extraordinary circumstances. Extraordinary circumstances may include, but are not limited to, the need to repair, reconstruct, or replace the most vulnerable school facilities that are identified as a Category 2 building, as defined in the report submitted pursuant to Section 17317, determined by the department to pose an unacceptable risk of injury to its occupants in the event of a seismic event.

SFP Regulation Section 1859.82 states, “A school district may apply for Facility Hardship, including Seismic Mitigation, Program assistance in cases of extraordinary circumstances that have caused an imminent health and safety threat.”

SFP Regulation Section 1859.82.1 states that “a district is eligible for Facility Hardship funding to repair, replace, or construct School Buildings or related required components that are currently causing a health and safety threat to the students and/or staff. Projects solely to replace components that have reached the end of their useful life, perform routine maintenance or repair, issues resulting from the deferment of routine maintenance or repair, lack of current code compliance, or the addition of components that were not previously existing, do not meet the qualifying criteria of the program. However, this work may be incorporated into a qualifying Facility Hardship application if it is required to be completed to gain DSA approval.”

SFP Regulation Section 1859.82.1(b) states in part, “To qualify for replacement funding for School Buildings, the district must submit an Approved Application for funding and either (1) or (2) below:

- (1) For School Buildings that are lost, destroyed, or unable to be repaired, ...
- (2) For permanent School Buildings where the cost to rehabilitate the School Building(s) exceeds 50 percent of the Current Replacement Cost, or for Portable Classrooms where the cost to rehabilitate exceeds the Portable Classroom Replacement Grant or Portable Toilet Replacement Grant....”

SCHOOL DISTRICT DATA

Application No: 51/73379-00-001

County: Butte

School District: Pioneer Union Elementary

School Name: Berry Creek Elementary

PROJECT DATA

Type of Project:	Elementary School		
Pupils Assigned	K-6:	47	Application Filing Basis: Site Specific
	7-8:	12	
	9-12:		
	Non-Severe:		Existing Acres:
	Severe:		
Facility Hardship:	Yes		Proposed Acres:
Financial Hardship Requested:	Yes		Facility Hardship (a): Yes
Alternative Education School:	No		Addition to Existing Site: No
Addition to Existing Site:	No		

GRANT DATA

	<u>Estimated Total Grant</u>		<u>Design Grant</u>
New Construction Grant	\$753,788.00	Total Design (40% of Grant)	\$301,515.20
Total State Share (50%)	376,894.00	Total Design	\$301,515.20
District Share (50%)	376,894.00	Total State Share (50%)	150,757.60
Total Estimated Cost	\$753,788.00	District Share (50%)	150,757.60
		District Cash Contribution	61,760.00
		Financial Hardship	\$ 88,997.60

DESIGN PROJECT FINANCING

<u>State Share</u>	\$150,757.60
New Construction Design Grant	
<u>District Share</u>	
Cash Contribution	61,760.00
Financial Hardship	88,997.60
Total Design Cost	\$301,515.20

HISTORY OF PROJECT COST AND APPORTIONMENT

	Fund Code	Proposition	Previously Authorized	Authorized This Action	Apportionment This Action
<u>State Share</u>					
New Construction Design Grant	051-500	51		\$150,757.60	\$150,757.60
<u>District Share</u>					
Cash Contribution				61,760.00	
Financial Hardship	051-500	51		88,997.60	88,997.60
Total				\$301,515.20	\$239,755.20

Funding Source(s): Proposition 51 Bonds/2016-Nov.

The District shall ensure that it is in compliance with all applicable laws, regulations and certifications it made on the program forms.

Based on the Board's action on June 5, 2017, this project is subject to the Grant Agreement submittal pursuant to School Facility Program Regulation Section 1859.90.4.

The District is responsible for ensuring that the project is compliant with Prevailing Wage Monitoring and/or Labor Compliance Program requirements at the time construction contracts are executed and/or construction commenced.

Amounts shown for financial hardship assistance are subject to adjustment as a result of a review of the District's financial records pursuant to Regulation Section 1859.81(a) at the time of apportionment.

The District qualifies for financial hardship pursuant to SFP Regulation Section 1859.81(c)(4). The District has demonstrated it is financially unable to provide all or a part of the matching funds and is levying the developer fees or equal alternative revenue source justified by law. The District's total bonding capacity (as of January 20, 2021) is \$5 million or less.

TENTATIVE WORKLOAD

March 2021

ACTION ITEMS

Charter School Facilities Program – Successor Charter School Regulations

REPORTS, DISCUSSION and INFORMATION ITEMS

Standard Information Items

FINANCIAL REPORTS

Status of Fund Releases

Status of Funds

TENTATIVE WORKLOAD

April 2021

ACTION ITEMS

REPORTS, DISCUSSION and INFORMATION ITEMS

Standard Information Items

FINANCIAL REPORTS

Status of Fund Releases

Status of Funds

TENTATIVE WORKLOAD

May 2021

ACTION ITEMS

REPORTS, DISCUSSION and INFORMATION ITEMS

Standard Information Items

FINANCIAL REPORTS

Status of Fund Releases

Status of Funds

APPEALS

Received as of January 31, 2021

<u>Appeal Received Date</u>	<u>District/County</u>	<u>Tentative SAB Date*</u>	<u>Description</u>
10/17/17	San Bernardino City USD/San Bernardino	TBD	District requests OPSC to accept \$870,618 in expenditures for three SFP modernization projects.
5/11/18	Lennox SD/Los Angeles	TBD	District requests that site acquisition funds of \$5,266,001.13 be considered savings as this is an Overcrowded Relief Grant Project.
10/26/20	Grossmont UHSD/San Diego	TBD	District requests that pupil grants not be deducted from its new construction eligibility baseline as a result of cancelling the project with only a site apportionment.
1/20/21	Alisal UESD/Monterey	TBD	District requests that pupil grants not be deducted from its new construction eligibility baseline as a result of cancelling two projects with only site apportionments.
11/17/20	Eastside Union SD/Los Angeles	TBD	District requests to retain savings plus interest from a Financial Hardship new construction project.
12/18/20	Santa Cruz County Office of Education/Santa Cruz	TBD	County Office of Education disagrees with audit findings that the cost associated with construction insurance is an ineligible expenditure.
1/4/21	Tipton Elementary SD/Tulare	4/2021	District requests to either fund a new construction application based on the 2014-2015 enrollment or be allowed to resubmit the funding application after occupancy.
1/26/21	Paradise USD/Butte	4/2021	District requests to establish modernization eligibility using 2018-2019 enrollment on three sites that are no longer existing, update modernization eligibility for a site using 2018-2019 enrollment, and update new construction eligibility using 2018-2019 enrollment.

*Please note: Tentative SAB Date is not a guaranteed meeting date and may be subject to change.

STATE ALLOCATION BOARD MEETING DATES

The State Allocation Board (SAB) meeting dates for the 2021 calendar year are as follows:

Board Date	Type of Meeting
March 24, 2021*	Monthly (Consent/Appeals/Action)
April 28, 2021*	Monthly (Consent/Appeals/Action)
May 26, 2021*	Monthly (Consent/Appeals/Action)
June 23, 2021*	Monthly (Consent/Appeals/Action)
July 28, 2021*	Monthly (Consent/Appeals/Action)
August 25, 2021*	Monthly (Consent/Appeals/Action)
September 22, 2021*	Monthly (Consent/Appeals/Action)
October 27, 2021*	Monthly (Consent/Appeals/Action)
December 2021*	Monthly (Consent/Appeals/Action)

*The projected dates and time will be determined upon the discussion with the Vice-Chair and Chair based on workload.

The SAB meets in different rooms within the State Capitol at 4:00 p.m. when the State Legislature is in session and at 2:00 p.m. when the State Legislature is out on recess. Due to scheduling changes within the Legislature, some of the SAB meetings may be canceled or changed with short notice.

INFORMATION ITEM

SCHOOL FACILITY PROGRAM NEW CONSTRUCTION AND MODERNIZATION UNFUNDED LIST (as of January 27, 2021)

The New Construction and Modernization projects on this list have received an “unfunded” approval by the State Allocation Board (SAB). Note that an “unfunded” approval does not guarantee a future apportionment by the SAB.

Published monthly in the SAB Agenda.

This report is also located on the [OPSC Website](#)

Unfunded Approvals
as of January 27, 2021 SAB

County	School District	Application Number	Program	Approval	Received Date	SAB Unfunded Approval	Financial Hardship Apportionment	Loan	State Share	Total Apportionment	Cumulative Amount	Submitted Certification Letter Nov. 2020	Grant Agreement Received as of 1/27/2021
MONTEREY	GREENFIELD UNION ELEMENTARY	58/66035-00-002	Rehabilitation	G	4/7/2020	9/30/2020	0.00	0.00	91,089.45	91,089.45	91,089.45	Yes	No
LOS ANGELES	LOS ANGELES UNIFIED	58/64733-00-004	Rehabilitation - Seismic	G	8/15/2018	10/28/2020	0.00	0.00	825,596.00	825,596.00	916,685.45	Yes	Yes
IMPERIAL	CALEXICO UNIFIED	51/63099-00-001	Facility Hardship - Seismic	G	6/29/2020	10/28/2020	0.00	0.00	949,620.00	949,620.00	1,866,305.45	Yes	No
IMPERIAL	CALEXICO UNIFIED	51/63099-00-001	Facility Hardship - Seismic	G	11/5/2020	12/9/2020	0.00	0.00	69,972.00	69,972.00	1,936,277.45	Yes	No
RIVERSIDE	TEMECULA VALLEY UNIFIED	58/75192-00-001	Rehabilitation	G	10/15/2019	12/9/2020	0.00	0.00	446,842.00	446,842.00	2,383,119.45	Yes	Yes
TRINITY	MOUNTAIN VALLEY UNIFIED	51/75028-00-004	Facility Hardship	D	6/26/2020	12/9/2020	378,961.80	0.00	422,940.80	801,902.60	3,185,022.05	Yes	Yes
NAPA	NAPA VALLEY UNIFIED	51/66266-00-002	Facility Hardship	G	8/19/2020	12/9/2020	0.00	0.00	11,780,096.78	11,780,096.78	14,965,118.83	Yes	Yes
NAPA	ST. HELENA UNIFIED	58/66290-00-001	Rehabilitation	G	8/24/2020	12/9/2020	0.00	0.00	137,427.00	137,427.00	15,102,545.83	Yes	Yes
SAN BERNARDINO	COLTON JOINT UNIFIED	58/67686-00-002	Rehabilitation	G	8/24/2020	12/9/2020	0.00	0.00	205,784.00	205,784.00	15,308,329.83	Yes	Yes
MERCED	GUSTINE UNIFIED	58/73619-00-001	Rehabilitation	G	8/26/2020	12/9/2020	0.00	0.00	562,696.00	562,696.00	15,871,025.83	Yes	Yes
MERCED	GUSTINE UNIFIED	58/73619-00-002	Rehabilitation	G	8/26/2020	12/9/2020	0.00	0.00	498,987.00	498,987.00	16,370,012.83	Yes	Yes
DEL NORTE	DEL NORTE COUNTY UNIFIED	58/61820-00-007	Rehabilitation	G	8/30/2020	12/9/2020	0.00	0.00	180,803.00	180,803.00	16,550,815.83	Yes	No
DEL NORTE	DEL NORTE COUNTY UNIFIED	58/61820-00-002	Rehabilitation	G	9/1/2020	12/9/2020	0.00	0.00	228,802.00	228,802.00	16,779,617.83	Yes	No
ORANGE	FULLERTON JOINT UNION HIGH	58/66514-00-003	Rehabilitation	G	10/8/2020	12/9/2020	0.00	0.00	5,297,431.00	5,297,431.00	22,077,048.83	Yes	Yes
ALAMEDA	OAKLAND UNIFIED	54/61259-09-010	Charter	D	6/5/2017	1/24/2018	0.00	200,206.10	200,206.10	400,412.20	22,477,461.03	No	No
ALAMEDA	OAKLAND UNIFIED	54/61259-09-011	Charter	D	6/5/2017	1/24/2018	0.00	2,150,284.80	2,150,284.80	4,300,569.60	26,778,030.63	No	No
ALAMEDA	SAN LORENZO UNIFIED	54/61309-00-003	Charter	D	6/5/2017	12/11/2018	0.00	845,455.40	845,455.40	1,690,910.80	28,468,941.43	No	No
SAN BERNARDINO	SAN BERNARDINO CITY UNIFIED	54/67876-00-004	Charter	D	6/5/2017	1/22/2019	0.00	229,399.00	229,399.00	458,798.00	28,927,739.43	No	No
SACRAMENTO	SACRAMENTO CITY UNIFIED	54/67439-00-008	Charter	S	6/5/2017	5/2/2019	0.00	212,228.00	212,228.00	424,456.00	29,352,193.43	No	Yes
SANTA CLARA	EAST SIDE UNION HIGH	54/69427-00-005	Charter	D	6/5/2017	7/23/2019	0.00	1,552,568.80	1,552,568.80	3,105,137.60	32,457,333.03	No	Yes
SANTA CLARA	EAST SIDE UNION HIGH	54/69427-00-006	Charter	D	6/5/2017	7/23/2019	0.00	27,429.70	27,429.70	54,859.40	32,512,192.43	No	Yes
LOS ANGELES	LOS ANGELES UNIFIED	54/64733-00-102	Charter	S	6/1/2017	3/23/2020	0.00	7,441,670.00	7,441,670.00	14,883,340.00	47,395,532.43	No	No
GLENN	GLENN COUNTY OFFICE OF EDUCATION	55/10116-00-001	Career Tech New Construction	G	3/22/2001	9/30/2020	0.00	0.00	1,073,463.00	1,073,463.00	48,468,996.43	Yes	No
SACRAMENTO	TWIN RIVERS UNIFIED	57/76505-00-045	Modernization	G	6/21/2017	9/30/2020	0.00	0.00	566,251.00	566,251.00	49,035,246.43	Yes	No
MONTEREY	GREENFIELD UNION ELEMENTARY	50/66035-00-003	New Construction	G	10/3/2017	9/30/2020	0.00	0.00	857,128.00	857,128.00	49,892,374.43	Yes	No
LOS ANGELES	NORWALK-LA MIRADA UNIFIED	57/64840-00-027	Modernization	G	10/4/2017	9/30/2020	0.00	0.00	1,704,749.00	1,704,749.00	51,597,123.43	Yes	No
TEHAMA	ANTELOPE ELEMENTARY	50/71472-00-004	New Construction	G	10/6/2017	9/30/2020	0.00	0.00	103,920.00	103,920.00	51,701,043.43	Yes	Yes
LOS ANGELES	NORWALK-LA MIRADA UNIFIED	57/64840-00-028	Modernization	G	10/6/2017	9/30/2020	0.00	0.00	1,779,709.00	1,779,709.00	53,480,752.43	Yes	No
LOS ANGELES	NORWALK-LA MIRADA UNIFIED	57/64840-00-029	Modernization	G	10/6/2017	9/30/2020	0.00	0.00	596,943.00	596,943.00	54,077,695.43	Yes	No
SACRAMENTO	FOLSOM-CORDOVA UNIFIED	50/67330-21-010	New Construction	G	10/16/2017	9/30/2020	0.00	0.00	6,904,041.00	6,904,041.00	60,981,736.43	Yes	No
SACRAMENTO	FOLSOM-CORDOVA UNIFIED	50/67330-21-011	New Construction	G	10/16/2017	9/30/2020	0.00	0.00	8,247,647.00	8,247,647.00	69,229,383.43	Yes	Yes
TULARE	CUTLER-OROSI JOINT UNIFIED	57/71860-00-009	Modernization	D	10/16/2017	9/30/2020	296,389.00	0.00	558,353.00	854,742.00	70,084,125.43	Yes	No
LOS ANGELES	BURBLER UNIFIED	57/64337-00-020	Modernization	G	10/17/2017	9/30/2020	0.00	0.00	727,622.00	727,622.00	70,811,747.43	Yes	Yes
LOS ANGELES	NEWHALL ELEMENTARY	57/64832-00-005	Modernization	G	10/19/2017	9/30/2020	0.00	0.00	1,411,480.00	1,411,480.00	72,223,227.43	Yes	Yes
SHASTA	COLUMBIA ELEMENTARY	57/69948-00-002	Modernization	G	10/20/2017	9/30/2020	0.00	0.00	2,564,811.00	2,564,811.00	74,788,038.43	Yes	No
BUTTE	CHICO UNIFIED	55/61424-00-008	Career Tech New Construction	G	8/10/2018	9/30/2020	0.00	0.00	731,544.00	731,544.00	75,519,582.43	Yes	No
BUTTE	CHICO UNIFIED	55/61424-00-009	Career Tech New Construction	G	8/10/2018	9/30/2020	0.00	0.00	796,730.00	796,730.00	76,316,312.43	Yes	No
BUTTE	CHICO UNIFIED	55/61424-00-010	Career Tech New Construction	G	8/10/2018	9/30/2020	0.00	0.00	1,974,856.00	1,974,856.00	78,291,168.43	Yes	No
ALAMEDA	CASTRO VALLEY UNIFIED	55/61150-00-002	Career Tech New Construction	G	10/29/2018	9/30/2020	0.00	0.00	1,753,121.00	1,753,121.00	80,044,289.43	No	No
DEL NORTE	DEL NORTE COUNTY UNIFIED	55/61820-00-001	Career Tech New Construction	G	2/20/2019	9/30/2020	0.00	0.00	510,136.00	510,136.00	80,554,425.43	Yes	No
LOS ANGELES	ROWLAND UNIFIED	59/73452-00-007	Career Tech Rehabilitation	G	4/1/2019	9/30/2020	0.00	0.00	507,780.00	507,780.00	81,062,205.43	Yes	No
LOS ANGELES	ROWLAND UNIFIED	59/73452-00-008	Career Tech Rehabilitation	G	4/1/2019	9/30/2020	0.00	0.00	256,812.00	256,812.00	81,319,017.43	Yes	No
CONTRA COSTA	WEST CONTRA COSTA UNIFIED	55/61796-01-003	Career Tech New Construction	G	9/6/2019	9/30/2020	0.00	0.00	462,307.00	462,307.00	81,781,324.43	Yes	No
CONTRA COSTA	WEST CONTRA COSTA UNIFIED	55/61796-01-004	Career Tech New Construction	G	9/6/2019	9/30/2020	0.00	0.00	1,223,971.00	1,223,971.00	83,005,295.43	Yes	No
CONTRA COSTA	WEST CONTRA COSTA UNIFIED	55/61796-02-002	Career Tech New Construction	G	9/6/2019	9/30/2020	0.00	0.00	1,037,417.00	1,037,417.00	84,042,712.43	Yes	No
SAN LUIS OBISPO	SAN LUIS COASTAL UNIFIED	59/68809-00-010	Career Tech Rehabilitation	G	9/27/2019	9/30/2020	0.00	0.00	1,057,353.00	1,057,353.00	85,100,065.43	Yes	No
SAN LUIS OBISPO	SAN LUIS COASTAL UNIFIED	59/68809-00-011	Career Tech Rehabilitation	G	9/27/2019	9/30/2020	0.00	0.00	1,241,808.00	1,241,808.00	86,341,873.43	Yes	No
SONOMA	SONOMA VALLEY UNIFIED	59/70953-00-003	Career Tech Rehabilitation	G	10/11/2019	9/30/2020	0.00	0.00	1,500,000.00	1,500,000.00	87,841,873.43	Yes	No
SANTA BARBARA	SANTA BARBARA UNIFIED	55/76786-00-004	Career Tech New Construction	G	11/18/2019	9/30/2020	0.00	0.00	1,700,000.00	1,700,000.00	89,541,873.43	Yes	Yes
LOS ANGELES	HACIENDA LA PUENTE UNIFIED	59/73445-00-003	Career Tech Rehabilitation	G	11/21/2019	9/30/2020	0.00	0.00	1,184,442.00	1,184,442.00	90,726,315.43	Yes	No
SISKIYOU	SISKIYOU UNION HIGH	59/70466-00-003	Career Tech Rehabilitation	G	12/11/2019	9/30/2020	0.00	0.00	488,794.00	488,794.00	91,215,109.43	Yes	No
ORANGE	LOS ALAMITOS UNIFIED	55/73924-00-002	Career Tech New Construction	G	12/17/2019	9/30/2020	0.00	0.00	1,172,559.00	1,172,559.00	92,387,668.43	Yes	No
CONTRA COSTA	LIBERTY UNION HIGH	55/61721-00-002	Career Tech New Construction	G	12/20/2019	9/30/2020	0.00	0.00	1,727,095.00	1,727,095.00	94,114,763.43	Yes	Yes
LOS ANGELES	WEST COVINA UNIFIED	55/65094-00-005	Career Tech New Construction	G	1/4/2020	9/30/2020	0.00	0.00	3,000,000.00	3,000,000.00	97,114,763.43	Yes	Yes
LOS ANGELES	WEST COVINA UNIFIED	55/65094-00-006	Career Tech New Construction	G	1/14/2020	9/30/2020	0.00	0.00	3,000,000.00	3,000,000.00	100,114,763.43	Yes	Yes
SANTA BARBARA	SANTA YNEZ VALLEY UNION HIGH	55/69328-00-002	Career Tech New Construction	G	2/6/2020	9/30/2020	0.00	0.00	3,000,000.00	3,000,000.00	103,114,763.43	Yes	No
CONTRA COSTA	JOHN SWETT UNIFIED	59/61697-00-003	Career Tech Rehabilitation	G	2/11/2020	9/30/2020	0.00	0.00	794,591.00	794,591.00	103,909,354.43	Yes	Yes
YOLO	DAVIS JOINT UNIFIED	55/72678-00-002	Career Tech New Construction	G	2/18/2020	9/30/2020	0.00	0.00	3,000,000.00	3,000,000.00	106,909,354.43	Yes	No
YOLO	DAVIS JOINT UNIFIED	55/72678-00-003	Career Tech New Construction	G	2/18/2020	9/30/2020	0.00	0.00	1,659,421.00	1,659,421.00	108,568,775.43	Yes	No
YOLO	DAVIS JOINT UNIFIED	59/72678-00-001	Career Tech Rehabilitation	G	2/18/2020	9/30/2020	0.00	0.00	1,500,000.00	1,500,000.00	110,068,775.43	Yes	No
MONO	MAMMOTH UNIFIED	59/73692-00-002	Career Tech Rehabilitation	G	2/18/2020	9/30/2020	0.00	0.00	1,387,970.00	1,387,970.00	111,456,745.43	Yes	No
PLACER	ROCKLIN UNIFIED	59/75085-00-006	Career Tech Rehabilitation	G	2/18/2020	9/30/2020	0.00	0.00	1,500,000.00	1,500,000.00	112,956,745.43	No	No
DEL NORTE	DEL NORTE COUNTY UNIFIED	59/61820-00-002	Career Tech Rehabilitation	G	2/20/2020	9/30/2020	0.00	0.00	183,311.00	183,311.00	113,140,056.43	Yes	No
SAN BERNARDINO	COLTON JOINT UNIFIED	55/67686-00-001	Career Tech New Construction	G	2/25/2020	9/30/2020	0.00	0.00	2,870,223.00	2,870,223.00	116,010,279.43	Yes	No
RIVERSIDE	BANNING UNIFIED	55/66985-00-003	Career Tech New Construction	G	2/27/2020	9/30/2020	0.00	0.00	3,000,000.00	3,000,000.00	119,010,279.43	Yes	Yes
SAN DIEGO	POWAY UNIFIED	55/68296-00-008	Career Tech New Construction	G	2/27/2020	9/30/2020	0.00	0.00	310,282.00	310,282.00	119,320,561.43	Yes	No
SAN LUIS OBISPO	SAN LUIS COASTAL UNIFIED	59/68809-00-012	Career Tech Rehabilitation	G	3/2/2020	9/30/2020	0.00	0.00	1,177,058.00	1,177,058.00	120,497,619.43	Yes	No
SAN LUIS OBISPO	SAN LUIS COASTAL UNIFIED	59/68809-00-013	Career Tech Rehabilitation	G	3/3/2020	9/30/2020	0.00	0.00	1,400,231.00	1,400,231.00	121,897,850.43	Yes	No

Unfunded Approvals
as of January 27, 2021 SAB

County	School District	Application Number	Program	Approval	Received Date	SAB Unfunded Approval	Financial Hardship Apportionment	Loan	State Share	Total Apportionment	Cumulative Amount	Submitted Certification Letter November 2020	Grant Agreement Received as of 1/27/2021
YOLO	DAVIS JOINT UNIFIED	55/72678-00-004	Career Tech New Construction	G	3/4/2020	9/30/2020	0.00	0.00	3,000,000.00	3,000,000.00	124,897,850.43	Yes	No
TULARE	PORTERVILLE UNIFIED	55/75523-00-006	Career Tech New Construction	G	3/4/2020	9/30/2020	0.00	0.00	3,000,000.00	3,000,000.00	127,897,850.43	Yes	No
KINGS	HANFORD JOINT UNION HIGH	55/63925-00-004	Career Tech New Construction	G	3/9/2020	9/30/2020	0.00	0.00	1,294,928.00	1,294,928.00	129,192,778.43	Yes	No
ORANGE	TUSTIN UNIFIED	55/73643-00-003	Career Tech New Construction	G	3/9/2020	9/30/2020	0.00	0.00	3,000,000.00	3,000,000.00	132,192,778.43	Yes	No
CONTRA COSTA	ACALANES UNION HIGH	55/61630-00-001	Career Tech New Construction	G	3/10/2020	9/30/2020	0.00	0.00	1,615,242.00	1,615,242.00	133,808,020.43	Yes	No
PLACER	TAHOE-TRUCKEE UNIFIED	55/66944-00-006	Career Tech New Construction	G	3/11/2020	9/30/2020	0.00	0.00	1,949,582.00	1,949,582.00	135,757,602.43	Yes	No
PLACER	TAHOE-TRUCKEE UNIFIED	55/66944-00-007	Career Tech New Construction	G	3/11/2020	9/30/2020	0.00	0.00	2,071,281.00	2,071,281.00	137,828,883.43	Yes	No
PLACER	TAHOE-TRUCKEE UNIFIED	55/66944-00-008	Career Tech New Construction	G	3/11/2020	9/30/2020	0.00	0.00	1,314,477.00	1,314,477.00	139,143,360.43	Yes	No
PLACER	TAHOE-TRUCKEE UNIFIED	55/66944-00-009	Career Tech New Construction	G	3/11/2020	9/30/2020	0.00	0.00	260,535.00	260,535.00	139,403,895.43	Yes	No
SAN FRANCISCO	SAN FRANCISCO UNIFIED	59/68478-27-001	Career Tech Rehabilitation	G	3/12/2020	9/30/2020	0.00	0.00	1,246,541.00	1,246,541.00	140,650,436.43	Yes	No
FRESNO	FRESNO UNIFIED	55/62166-00-013	Career Tech New Construction	G	3/17/2020	9/30/2020	0.00	0.00	1,888,000.00	1,888,000.00	142,538,436.43	Yes	No
FRESNO	FRESNO UNIFIED	55/62166-00-014	Career Tech New Construction	G	3/17/2020	9/30/2020	0.00	0.00	3,000,000.00	3,000,000.00	145,538,436.43	Yes	No
FRESNO	FRESNO UNIFIED	55/62166-00-015	Career Tech New Construction	G	3/17/2020	9/30/2020	0.00	0.00	3,000,000.00	3,000,000.00	148,538,436.43	Yes	No
FRESNO	FRESNO UNIFIED	55/62166-00-016	Career Tech New Construction	G	3/17/2020	9/30/2020	0.00	0.00	1,698,775.00	1,698,775.00	150,237,211.43	Yes	No
FRESNO	FRESNO UNIFIED	55/62166-00-017	Career Tech New Construction	G	3/17/2020	9/30/2020	0.00	0.00	1,608,404.00	1,608,404.00	151,845,615.43	Yes	No
RIVERSIDE	PALM SPRINGS UNIFIED	55/67173-00-003	Career Tech New Construction	G	3/17/2020	9/30/2020	0.00	0.00	2,607,547.00	2,607,547.00	154,453,162.43	Yes	Yes
LOS ANGELES	WILLIAM S. HART UNION HIGH	55/65136-00-003	Career Tech New Construction	G	3/18/2020	9/30/2020	0.00	0.00	461,463.00	461,463.00	154,914,625.43	Yes	No
SACRAMENTO	CENTER JOINT UNIFIED	55/73973-00-001	Career Tech New Construction	G	3/18/2020	9/30/2020	0.00	0.00	1,801,045.00	1,801,045.00	156,715,670.43	Yes	No
SACRAMENTO	CENTER JOINT UNIFIED	55/73973-00-003	Career Tech New Construction	G	3/18/2020	9/30/2020	0.00	0.00	1,370,529.00	1,370,529.00	158,086,199.43	Yes	No
KINGS	REEF-SUNSET UNIFIED	55/73932-00-001	Career Tech New Construction	G	3/19/2020	9/30/2020	0.00	0.00	3,000,000.00	3,000,000.00	161,086,199.43	Yes	No
TULARE	PORTERVILLE UNIFIED	55/75523-00-007	Career Tech New Construction	G	3/20/2020	9/30/2020	0.00	0.00	3,000,000.00	3,000,000.00	164,086,199.43	Yes	No
HUMBOLDT	KLAMATH-TRINITY JOINT UNIFIED	55/62901-00-001	Career Tech New Construction	G	3/23/2020	9/30/2020	0.00	0.00	3,000,000.00	3,000,000.00	167,086,199.43	Yes	No
SACRAMENTO	FOLSOM-CORDOVA UNIFIED	55/67330-21-006	Career Tech New Construction	G	3/23/2020	9/30/2020	0.00	0.00	3,000,000.00	3,000,000.00	170,086,199.43	Yes	No
SACRAMENTO	FOLSOM-CORDOVA UNIFIED	55/67330-21-007	Career Tech New Construction	G	3/23/2020	9/30/2020	0.00	0.00	3,000,000.00	3,000,000.00	173,086,199.43	Yes	No
HUMBOLDT	NORTHERN HUMBOLDT UNION HIGH	59/62687-00-007	Career Tech Rehabilitation	G	3/23/2020	9/30/2020	0.00	0.00	42,933.00	42,933.00	173,129,132.43	Yes	No
HUMBOLDT	NORTHERN HUMBOLDT UNION HIGH	59/62687-00-008	Career Tech Rehabilitation	G	3/23/2020	9/30/2020	0.00	0.00	1,394,648.00	1,394,648.00	174,523,780.43	Yes	No
SAN JOAQUIN	MANTECA UNIFIED	55/68593-03-001	Career Tech New Construction	G	3/25/2020	9/30/2020	0.00	0.00	2,761,499.00	2,761,499.00	177,285,279.43	Yes	No
NEVADA	NEVADA JOINT UNION HIGH	59/66357-00-002	Career Tech Rehabilitation	G	3/25/2020	9/30/2020	0.00	0.00	1,132,501.00	1,132,501.00	178,417,780.43	Yes	No
NEVADA	NEVADA JOINT UNION HIGH	59/66357-00-003	Career Tech Rehabilitation	G	3/25/2020	9/30/2020	0.00	0.00	1,500,000.00	1,500,000.00	179,917,780.43	Yes	No
LOS ANGELES	EL MONTE UNION HIGH	59/64519-00-008	Career Tech Rehabilitation	G	3/26/2020	9/30/2020	0.00	0.00	1,402,674.00	1,402,674.00	181,320,454.43	No	No
SACRAMENTO	SAN JUAN UNIFIED	59/67447-00-005	Career Tech Rehabilitation	G	3/26/2020	9/30/2020	0.00	0.00	1,073,833.00	1,073,833.00	182,394,287.43	Yes	No
CONTRA COSTA	WEST CONTRA COSTA UNIFIED	55/61796-01-005	Career Tech New Construction	G	3/27/2020	9/30/2020	0.00	0.00	1,348,434.00	1,348,434.00	183,742,721.43	Yes	No
CONTRA COSTA	WEST CONTRA COSTA UNIFIED	55/61796-02-003	Career Tech New Construction	G	3/27/2020	9/30/2020	0.00	0.00	653,042.00	653,042.00	184,395,763.43	Yes	No
FRESNO	KINGS CANYON JOINT UNIFIED	55/62265-00-004	Career Tech New Construction	G	3/27/2020	9/30/2020	0.00	0.00	1,729,498.00	1,729,498.00	186,125,261.43	Yes	No
SAN BERNARDINO	SAN BERNARDINO CITY UNIFIED	55/67876-00-004	Career Tech New Construction	G	3/27/2020	9/30/2020	0.00	0.00	3,000,000.00	3,000,000.00	189,125,261.43	Yes	No
SAN BERNARDINO	SAN BERNARDINO CITY UNIFIED	55/67876-00-005	Career Tech New Construction	G	3/27/2020	9/30/2020	0.00	0.00	3,000,000.00	3,000,000.00	192,125,261.43	Yes	No
FRESNO	KINGS CANYON JOINT UNIFIED	59/62265-00-003	Career Tech Rehabilitation	G	3/27/2020	9/30/2020	0.00	0.00	288,088.00	288,088.00	192,413,349.43	Yes	No
FRESNO	KINGS CANYON JOINT UNIFIED	59/62265-00-004	Career Tech Rehabilitation	G	3/27/2020	9/30/2020	0.00	0.00	504,670.00	504,670.00	192,918,019.43	Yes	No
MARIN	SAN RAFAEL CITY HIGH	59/65466-00-002	Career Tech Rehabilitation	G	3/27/2020	9/30/2020	0.00	0.00	1,351,059.00	1,351,059.00	194,269,078.43	Yes	No
FRESNO	PARLIER UNIFIED	55/62364-00-001	Career Tech New Construction	G	3/30/2020	9/30/2020	0.00	0.00	1,595,385.00	1,595,385.00	195,864,463.43	Yes	No
MADERA	MADERA UNIFIED	55/65243-00-008	Career Tech New Construction	G	3/30/2020	9/30/2020	0.00	0.00	1,186,172.00	1,186,172.00	197,050,635.43	Yes	No
NEVADA	NEVADA JOINT UNION HIGH	55/66357-00-001	Career Tech New Construction	G	3/30/2020	9/30/2020	0.00	0.00	1,182,648.00	1,182,648.00	198,233,283.43	Yes	No
SONOMA	GEYSERVILLE UNIFIED	55/70706-00-001	Career Tech New Construction	G	3/30/2020	9/30/2020	0.00	0.00	2,006,040.00	2,006,040.00	200,239,323.43	Yes	No
COLUSA	WILLIAMS UNIFIED	59/61622-00-002	Career Tech Rehabilitation	G	3/30/2020	9/30/2020	0.00	0.00	1,500,000.00	1,500,000.00	201,739,323.43	Yes	No
FRESNO	KINGS CANYON JOINT UNIFIED	59/62265-00-005	Career Tech Rehabilitation	G	3/30/2020	9/30/2020	0.00	0.00	237,003.00	237,003.00	201,976,326.43	Yes	No
ORANGE	SANTA ANA UNIFIED	55/66670-00-005	Career Tech New Construction	G	3/31/2020	9/30/2020	0.00	0.00	3,000,000.00	3,000,000.00	204,976,326.43	Yes	No
SAN LUIS OBISPO	LUCIA MAR UNIFIED	55/68759-00-005	Career Tech New Construction	G	3/31/2020	9/30/2020	0.00	0.00	1,756,962.00	1,756,962.00	206,733,288.43	Yes	No
SAN LUIS OBISPO	LUCIA MAR UNIFIED	55/68759-00-006	Career Tech New Construction	G	3/31/2020	9/30/2020	0.00	0.00	613,177.00	613,177.00	207,346,465.43	Yes	No
SAN LUIS OBISPO	LUCIA MAR UNIFIED	55/68759-00-007	Career Tech New Construction	G	3/31/2020	9/30/2020	0.00	0.00	613,177.00	613,177.00	207,959,642.43	Yes	No
ORANGE	SANTA ANA UNIFIED	59/66670-00-008	Career Tech Rehabilitation	G	3/31/2020	9/30/2020	0.00	0.00	1,500,000.00	1,500,000.00	209,459,642.43	No	No
ORANGE	SANTA ANA UNIFIED	59/66670-00-009	Career Tech Rehabilitation	G	3/31/2020	9/30/2020	0.00	0.00	1,345,256.00	1,345,256.00	210,804,898.43	Yes	No
KERN	KERN HIGH	55/63529-00-020	Career Tech New Construction	G	4/1/2020	9/30/2020	0.00	0.00	2,080,999.00	2,080,999.00	212,885,897.43	No	No
STANISLAUS	MODESTO CITY HIGH	55/71175-00-005	Career Tech New Construction	G	4/1/2020	9/30/2020	0.00	0.00	1,501,533.00	1,501,533.00	214,387,430.43	Yes	No
STANISLAUS	MODESTO CITY HIGH	55/71175-00-006	Career Tech New Construction	G	4/1/2020	9/30/2020	0.00	0.00	1,164,131.00	1,164,131.00	215,551,561.43	Yes	No
FRESNO	KINGS CANYON JOINT UNIFIED	59/62265-00-006	Career Tech Rehabilitation	G	4/1/2020	9/30/2020	0.00	0.00	1,268,327.00	1,268,327.00	216,819,888.43	Yes	No
SAN DIEGO	SAN DIEGO UNIFIED	59/68338-00-024	Career Tech Rehabilitation	G	4/1/2020	9/30/2020	0.00	0.00	1,170,061.00	1,170,061.00	217,989,949.43	Yes	No
SAN DIEGO	SAN DIEGO UNIFIED	59/68338-00-025	Career Tech Rehabilitation	G	4/1/2020	9/30/2020	0.00	0.00	1,349,428.00	1,349,428.00	219,339,377.43	Yes	No
SAN DIEGO	SAN DIEGO UNIFIED	59/68338-00-026	Career Tech Rehabilitation	G	4/1/2020	9/30/2020	0.00	0.00	947,365.00	947,365.00	220,286,742.43	Yes	No
SAN DIEGO	SAN DIEGO UNIFIED	59/68338-00-029	Career Tech Rehabilitation	G	4/1/2020	9/30/2020	0.00	0.00	1,034,980.00	1,034,980.00	221,321,722.43	Yes	No
SAN DIEGO	SAN DIEGO UNIFIED	59/68338-00-031	Career Tech Rehabilitation	G	4/1/2020	9/30/2020	0.00	0.00	1,189,438.00	1,189,438.00	222,511,160.43	Yes	No
SAN DIEGO	SAN DIEGO UNIFIED	59/68338-00-032	Career Tech Rehabilitation	G	4/1/2020	9/30/2020	0.00	0.00	481,447.00	481,447.00	222,992,607.43	Yes	No
SAN DIEGO	SAN DIEGO UNIFIED	59/68338-00-033	Career Tech Rehabilitation	G	4/1/2020	9/30/2020	0.00	0.00	962,262.00	962,262.00	223,954,869.43	Yes	No
SAN DIEGO	SAN DIEGO UNIFIED	59/68338-00-035	Career Tech Rehabilitation	G	4/1/2020	9/30/2020	0.00	0.00	1,448,250.00	1,448,250.00	225,403,119.43	Yes	No
SAN DIEGO	SAN DIEGO UNIFIED	59/68338-00-031	Career Tech Rehabilitation	G	4/1/2020	9/30/2020	0.00	0.00	1,216,691.00	1,216,691.00	226,619,810.43	Yes	No
STANISLAUS	MODESTO CITY HIGH	59/71175-00-002	Career Tech Rehabilitation	G	4/1/2020	9/30/2020	0.00	0.00	287,106.00	287,106.00	226,906,916.43	Yes	No
LOS ANGELES	TORRANCE UNIFIED	55/65060-00-007	Career Tech New Construction	G	4/2/2020	9/30/2020	0.00	0.00	3,000,000.00	3,000,000.00	229,906,916.43	Yes	No
LOS ANGELES	TORRANCE UNIFIED	55/65060-00-008	Career Tech New Construction	G	4/2/2020	9/30/2020	0.00	0.00	3,000,000.00	3,000,000.00	232,906,916.43	Yes	No
RIVERSIDE	MORENO VALLEY UNIFIED	59/67124-00-001	Career Tech Rehabilitation	G	4/2/2020	9/30/2020	0.00	0.00	424,464.00	424,464.00	233,331,380.43	Yes	No

Unfunded Approvals
as of January 27, 2021 SAB

County	School District	Application Number	Program	Approval	Received Date	SAB Unfunded Approval	Financial Hardship Apportionment	Loan	State Share	Total Apportionment	Cumulative Amount	Submitted Certification Letter November 2020	Grant Agreement Received as of 1/27/2021
LOS ANGELES	LYNWOOD UNIFIED	55/64774-00-001	Career Tech New Construction	G	4/3/2020	9/30/2020	0.00	0.00	600,000.00	600,000.00	233,931,380.43	Yes	No
MERCED	LE GRAND UNION HIGH	55/65730-00-001	Career Tech New Construction	G	4/3/2020	9/30/2020	0.00	0.00	2,010,383.00	2,010,383.00	235,941,763.43	Yes	No
RIVERSIDE	MORENO VALLEY UNIFIED	55/67124-00-004	Career Tech New Construction	G	4/3/2020	9/30/2020	0.00	0.00	1,635,834.00	1,635,834.00	237,577,597.43	Yes	No
RIVERSIDE	MORENO VALLEY UNIFIED	55/67124-00-005	Career Tech New Construction	G	4/3/2020	9/30/2020	0.00	0.00	2,800,000.00	2,800,000.00	240,377,597.43	No	No
RIVERSIDE	MORENO VALLEY UNIFIED	55/67124-00-006	Career Tech New Construction	G	4/3/2020	9/30/2020	0.00	0.00	2,957,959.00	2,957,959.00	243,335,556.43	No	No
RIVERSIDE	RIVERSIDE UNIFIED	55/67215-00-002	Career Tech New Construction	G	4/3/2020	9/30/2020	0.00	0.00	3,000,000.00	3,000,000.00	246,335,556.43	No	No
SACRAMENTO	ELK GROVE UNIFIED	55/67314-00-013	Career Tech New Construction	G	4/3/2020	9/30/2020	0.00	0.00	2,255,663.00	2,255,663.00	248,591,219.43	Yes	No
SONOMA	SANTA ROSA HIGH	55/70920-00-004	Career Tech New Construction	G	4/3/2020	9/30/2020	0.00	0.00	1,243,957.00	1,243,957.00	249,835,176.43	Yes	No
FRESNO	CARUTHERS UNIFIED	55/75598-00-002	Career Tech New Construction	G	4/3/2020	9/30/2020	0.00	0.00	618,763.00	618,763.00	250,453,939.43	Yes	No
SANTA BARBARA	SANTA BARBARA UNIFIED	55/76786-00-005	Career Tech New Construction	G	4/3/2020	9/30/2020	0.00	0.00	2,203,744.00	2,203,744.00	252,657,683.43	Yes	No
ALAMEDA	OAKLAND UNIFIED	59/61259-00-004	Career Tech Rehabilitation	G	4/3/2020	9/30/2020	0.00	0.00	1,500,000.00	1,500,000.00	254,157,683.43	Yes	No
MERCED	LE GRAND UNION HIGH	59/65730-00-001	Career Tech Rehabilitation	G	4/3/2020	9/30/2020	0.00	0.00	942,362.00	942,362.00	255,100,045.43	Yes	No
ORANGE	ANAHEIM UNION HIGH	59/66431-02-001	Career Tech Rehabilitation	G	4/3/2020	9/30/2020	0.00	0.00	1,139,295.00	1,139,295.00	256,239,340.43	Yes	No
RIVERSIDE	MORENO VALLEY UNIFIED	59/67124-00-002	Career Tech Rehabilitation	G	4/3/2020	9/30/2020	0.00	0.00	1,099,967.00	1,099,967.00	257,339,307.43	Yes	No
SAN DIEGO	SAN DIEGUITO UNION HIGH	59/68346-00-002	Career Tech Rehabilitation	G	4/3/2020	9/30/2020	0.00	0.00	673,860.00	673,860.00	258,013,167.43	Yes	No
SAN DIEGO	SAN DIEGUITO UNION HIGH	59/68346-00-003	Career Tech Rehabilitation	G	4/3/2020	9/30/2020	0.00	0.00	1,067,835.00	1,067,835.00	259,081,002.43	Yes	No
FRESNO	CARUTHERS UNIFIED	59/75598-00-001	Career Tech Rehabilitation	G	4/3/2020	9/30/2020	0.00	0.00	161,628.00	161,628.00	259,242,630.43	Yes	No
FRESNO	WASHINGTON UNIFIED	59/76778-00-002	Career Tech Rehabilitation	G	4/3/2020	9/30/2020	0.00	322,734.00	505,934.00	828,668.00	260,071,298.43	Yes	No
IMPERIAL	IMPERIAL UNIFIED	55/63164-00-003	Career Tech New Construction	G	4/6/2020	9/30/2020	0.00	0.00	3,000,000.00	3,000,000.00	263,071,298.43	Yes	No
IMPERIAL	IMPERIAL UNIFIED	55/63164-00-004	Career Tech New Construction	G	4/6/2020	9/30/2020	0.00	0.00	2,309,681.00	2,309,681.00	265,380,979.43	Yes	No
LOS ANGELES	CENTINELA VALLEY UNION HIGH	55/64352-00-008	Career Tech New Construction	G	4/6/2020	9/30/2020	0.00	0.00	3,000,000.00	3,000,000.00	268,380,979.43	Yes	No
YOLO	ESPARTO UNIFIED	55/72686-00-002	Career Tech New Construction	G	4/6/2020	9/30/2020	0.00	0.00	1,139,072.00	1,139,072.00	269,520,051.43	Yes	No
YOLO	ESPARTO UNIFIED	55/72686-00-003	Career Tech New Construction	G	4/6/2020	9/30/2020	0.00	0.00	1,225,748.00	1,225,748.00	270,745,799.43	Yes	No
YOLO	ESPARTO UNIFIED	55/72686-00-004	Career Tech New Construction	G	4/6/2020	9/30/2020	0.00	0.00	1,225,224.00	1,225,224.00	271,971,023.43	Yes	No
RIVERSIDE	JURUPA UNIFIED	59/67090-00-005	Career Tech Rehabilitation	G	4/6/2020	9/30/2020	0.00	0.00	122,769.00	122,769.00	272,093,792.43	Yes	No
RIVERSIDE	JURUPA UNIFIED	59/67090-00-007	Career Tech Rehabilitation	G	4/6/2020	9/30/2020	0.00	0.00	77,576.00	77,576.00	272,171,368.43	Yes	No
VENTURA	SANTA PAULA UNIFIED	59/76828-00-002	Career Tech Rehabilitation	G	4/6/2020	9/30/2020	0.00	0.00	832,697.00	832,697.00	273,004,065.43	Yes	No
LAKE	KELSEYVILLE UNIFIED	55/64014-00-002	Career Tech New Construction	G	4/7/2020	9/30/2020	0.00	0.00	3,000,000.00	3,000,000.00	276,004,065.43	Yes	No
SACRAMENTO	NATOMAS UNIFIED	55/75283-00-001	Career Tech New Construction	G	4/7/2020	9/30/2020	0.00	0.00	2,109,740.00	2,109,740.00	278,113,805.43	Yes	Yes
TULARE	DINUBA UNIFIED	55/75531-00-006	Career Tech New Construction	G	4/7/2020	9/30/2020	0.00	3,000,000.00	3,000,000.00	6,000,000.00	284,113,805.43	Yes	No
TULARE	DINUBA UNIFIED	55/75531-00-007	Career Tech New Construction	G	4/7/2020	9/30/2020	0.00	3,000,000.00	3,000,000.00	6,000,000.00	290,113,805.43	Yes	No
RIVERSIDE	MORENO VALLEY UNIFIED	59/67124-00-003	Career Tech Rehabilitation	G	4/7/2020	9/30/2020	0.00	0.00	1,069,918.00	1,069,918.00	291,183,723.43	Yes	No
SACRAMENTO	NATOMAS UNIFIED	55/75283-00-002	Career Tech New Construction	G	4/8/2020	9/30/2020	0.00	0.00	3,000,000.00	3,000,000.00	294,183,723.43	Yes	No
FRESNO	SELMA UNIFIED	55/62430-00-001	Career Tech New Construction	G	4/10/2020	9/30/2020	0.00	0.00	2,469,708.00	2,469,708.00	296,653,431.43	Yes	No
SANTA CLARA	MORGAN HILL UNIFIED	55/69583-00-003	Career Tech New Construction	G	4/10/2020	9/30/2020	0.00	0.00	3,000,000.00	3,000,000.00	299,653,431.43	No	No
SHASTA	ANDERSON UNION HIGH	55/69856-00-001	Career Tech New Construction	G	4/13/2020	9/30/2020	0.00	0.00	682,615.00	682,615.00	300,336,046.43	Yes	No
SAN MATEO	SEQUOIA UNION HIGH	59/69062-00-002	Career Tech Rehabilitation	G	4/15/2020	9/30/2020	0.00	0.00	1,500,000.00	1,500,000.00	301,836,046.43	No	No
SAN BERNARDINO	SAN BERNARDINO CITY UNIFIED	59/67876-00-003	Career Tech Rehabilitation	G	4/22/2020	9/30/2020	0.00	0.00	1,500,000.00	1,500,000.00	303,336,046.43	Yes	No
TULARE	FARMERSVILLE UNIFIED	55/75325-00-003	Career Tech New Construction	G	5/4/2020	9/30/2020	0.00	0.00	1,639,063.00	1,639,063.00	304,975,109.43	Yes	No
MONTEREY	MONTEREY PENINSULA UNIFIED	59/66092-00-004	Career Tech Rehabilitation	G	5/7/2020	9/30/2020	0.00	0.00	1,317,678.00	1,317,678.00	306,292,787.43	Yes	Yes
MONTEREY	MONTEREY PENINSULA UNIFIED	59/66092-00-005	Career Tech Rehabilitation	G	5/7/2020	9/30/2020	0.00	0.00	814,710.00	814,710.00	307,107,497.43	Yes	Yes
HUMBOLDT	NORTHERN HUMBOLDT UNION HIGH	59/62687-00-009	Career Tech Rehabilitation	G	5/13/2020	9/30/2020	0.00	0.00	190,353.00	190,353.00	307,297,850.43	Yes	No
HUMBOLDT	NORTHERN HUMBOLDT UNION HIGH	59/62687-00-010	Career Tech Rehabilitation	G	5/13/2020	9/30/2020	0.00	0.00	51,123.00	51,123.00	307,348,973.43	Yes	No
HUMBOLDT	NORTHERN HUMBOLDT UNION HIGH	59/62687-00-011	Career Tech Rehabilitation	G	5/13/2020	9/30/2020	0.00	0.00	182,601.00	182,601.00	307,531,574.43	Yes	No
COLUSA	PIERCE JOINT UNIFIED	55/61614-00-002	Career Tech New Construction	G	5/29/2020	9/30/2020	0.00	0.00	1,328,727.00	1,328,727.00	308,860,301.43	Yes	No
BUTTE	CHICO UNIFIED	59/61424-00-012	Career Tech Rehabilitation	G	6/2/2020	9/30/2020	0.00	0.00	1,215,148.00	1,215,148.00	310,075,449.43	Yes	No
BUTTE	CHICO UNIFIED	59/61424-00-013	Career Tech Rehabilitation	G	6/2/2020	9/30/2020	0.00	0.00	1,500,000.00	1,500,000.00	311,575,449.43	Yes	No
LOS ANGELES	LONG BEACH UNIFIED	55/64725-05-003	Career Tech New Construction	G	6/4/2020	9/30/2020	0.00	0.00	798,477.00	798,477.00	312,373,926.43	Yes	No
YUBA	WHEATLAND UNION HIGH	55/72769-00-002	Career Tech New Construction	G	6/4/2020	9/30/2020	0.00	2,065,940.00	3,000,000.00	5,065,940.00	317,439,866.43	No	No
FRESNO	FIREBAUGH-LAS DELTAS UNIFIED	59/73809-00-004	Career Tech Rehabilitation	G	6/11/2020	9/30/2020	0.00	1,133,528.00	1,500,000.00	2,633,528.00	320,073,394.43	Yes	No
MARIN	SHORELINE UNIFIED	55/73361-00-001	Career Tech New Construction	G	6/16/2020	9/30/2020	0.00	0.00	2,996,852.00	2,996,852.00	323,070,246.43	Yes	No
SAN DIEGO	VISTA UNIFIED	55/68452-00-005	Career Tech New Construction	G	6/22/2020	9/30/2020	0.00	0.00	1,374,914.00	1,374,914.00	324,445,160.43	Yes	No
SAN DIEGO	VISTA UNIFIED	55/68452-00-006	Career Tech New Construction	G	6/22/2020	9/30/2020	0.00	0.00	1,374,914.00	1,374,914.00	325,820,074.43	Yes	No
NAPA	NAPA VALLEY UNIFIED	55/66266-00-007	Career Tech New Construction	G	6/23/2020	9/30/2020	0.00	0.00	3,000,000.00	3,000,000.00	328,820,074.43	No	No
NAPA	NAPA VALLEY UNIFIED	55/66266-00-008	Career Tech New Construction	G	6/23/2020	9/30/2020	0.00	0.00	1,849,613.00	1,849,613.00	330,669,687.43	No	No
SANTA CLARA	FREMONT UNION HIGH	55/69468-00-002	Career Tech New Construction	G	6/24/2020	9/30/2020	0.00	0.00	2,610,583.00	2,610,583.00	333,280,270.43	Yes	No
LOS ANGELES	WISEBURN UNIFIED	55/76869-00-005	Career Tech New Construction	G	6/24/2020	9/30/2020	0.00	0.00	1,193,841.00	1,193,841.00	334,474,111.43	No	No
LOS ANGELES	WISEBURN UNIFIED	55/76869-00-006	Career Tech New Construction	G	6/24/2020	9/30/2020	0.00	0.00	153,133.00	153,133.00	334,627,244.43	Yes	No
LOS ANGELES	WISEBURN UNIFIED	55/76869-00-007	Career Tech New Construction	G	6/24/2020	9/30/2020	0.00	0.00	108,881.00	108,881.00	334,736,125.43	Yes	No
LOS ANGELES	WISEBURN UNIFIED	55/76869-00-008	Career Tech New Construction	G	6/24/2020	9/30/2020	0.00	0.00	495,746.00	495,746.00	335,231,871.43	Yes	No
SACRAMENTO	SAN JUAN UNIFIED	54/67447-00-006	Charter	G	6/25/2020	9/30/2020	0.00	0.00	5,567,404.10	5,567,404.10	340,799,275.53	Yes	Yes
LOS ANGELES	COMPTON UNIFIED	55/73437-00-006	Career Tech New Construction	G	6/25/2020	9/30/2020	0.00	0.00	624,052.00	624,052.00	341,423,327.53	Yes	No
MERCED	DELHI UNIFIED	55/75366-00-001	Career Tech New Construction	G	6/25/2020	9/30/2020	0.00	0.00	3,000,000.00	3,000,000.00	344,423,327.53	Yes	No
ALAMEDA	PLEASANTON UNIFIED	55/75101-00-008	Career Tech New Construction	G	6/26/2020	9/30/2020	0.00	0.00	3,000,000.00	3,000,000.00	347,423,327.53	Yes	No
SANTA BARBARA	SANTA MARIA JOINT UNION HIGH	55/69310-00-006	Career Tech New Construction	G	6/29/2020	9/30/2020	0.00	0.00	1,074,691.00	1,074,691.00	348,498,018.53	Yes	No
SANTA BARBARA	SANTA MARIA JOINT UNION HIGH	55/69310-00-007	Career Tech New Construction	G	6/29/2020	9/30/2020	0.00	0.00	1,149,638.00	1,149,638.00	349,647,656.53	Yes	No
SOLANO	DIXON UNIFIED	55/70532-00-003	Career Tech New Construction	G	6/29/2020	9/30/2020	0.00	0.00	1,126,440.00	1,126,440.00	350,774,096.53	Yes	No
STANISLAUS	WATERFORD UNIFIED	55/75572-00-002	Career Tech New Construction	G	6/29/2020	9/30/2020	0.00	0.00	166,699.00	166,699.00	350,940,795.53	Yes	No

Unfunded Approvals
as of January 27, 2021 SAB

County	School District	Application Number	Program	Approval	Received Date	SAB Unfunded Approval	Financial Hardship Apportionment	Loan	State Share	Total Apportionment	Cumulative Amount	Submitted Certification Letter November 2020	Grant Agreement Received as of 1/27/2021
SANTA BARBARA	SANTA MARIA JOINT UNION HIGH	59/69310-00-005	Career Tech Rehabilitation	G	6/29/2020	9/30/2020	0.00	0.00	741,661.00	741,661.00	351,682,456.53	No	No
SANTA BARBARA	SANTA MARIA JOINT UNION HIGH	59/69310-00-006	Career Tech Rehabilitation	G	6/29/2020	9/30/2020	0.00	0.00	1,500,000.00	1,500,000.00	353,182,456.53	No	No
SANTA BARBARA	SANTA MARIA JOINT UNION HIGH	59/69310-00-007	Career Tech Rehabilitation	G	6/29/2020	9/30/2020	0.00	0.00	1,293,265.00	1,293,265.00	354,475,721.53	No	No
SANTA BARBARA	SANTA MARIA JOINT UNION HIGH	59/69310-00-008	Career Tech Rehabilitation	G	6/29/2020	9/30/2020	0.00	0.00	1,387,276.00	1,387,276.00	355,862,997.53	No	No
FRESNO	GOLDEN PLAINS UNIFIED	59/75234-00-003	Career Tech Rehabilitation	G	6/29/2020	9/30/2020	0.00	0.00	1,500,000.00	1,500,000.00	357,362,997.53	Yes	No
LOS ANGELES	LOS ANGELES UNIFIED	55/64733-00-031	Career Tech New Construction	G	6/30/2020	9/30/2020	0.00	0.00	1,454,675.00	1,454,675.00	358,817,672.53	Yes	No
LOS ANGELES	LOS ANGELES UNIFIED	55/64733-00-032	Career Tech New Construction	G	6/30/2020	9/30/2020	0.00	0.00	1,602,168.00	1,602,168.00	360,419,840.53	Yes	No
PLACER	ROCKLIN UNIFIED	59/75085-00-007	Career Tech Rehabilitation	G	6/30/2020	9/30/2020	0.00	0.00	1,474,836.00	1,474,836.00	361,894,676.53	No	No
SAN DIEGO	GROSSMONT UNION HIGH	50/68130-12-005	New Construction	RCI	7/13/2012	10/28/2020	0.00	0.00	168,074.87	168,074.87	362,062,751.40	N/A	N/A
TEHAMA	ANTELOPE ELEMENTARY	50/71472-00-001	New Construction	G	10/6/2017	10/28/2020	0.00	0.00	15,830.00	15,830.00	362,078,581.40	Yes	No
TEHAMA	ANTELOPE ELEMENTARY	50/71472-00-002	New Construction	G	10/6/2017	10/28/2020	0.00	0.00	15,830.00	15,830.00	362,094,411.40	Yes	No
TEHAMA	ANTELOPE ELEMENTARY	50/71472-00-003	New Construction	G	10/6/2017	10/28/2020	0.00	0.00	15,830.00	15,830.00	362,110,241.40	Yes	No
LOS ANGELES	LOS ANGELES UNIFIED	57/64733-00-635	Modernization	G	10/11/2017	10/28/2020	0.00	0.00	954,765.00	954,765.00	363,065,006.40	Yes	No
FRESNO	FIREBAUGH-LAS DELTAS UNIFIED	50/73809-00-005	New Construction	G	10/12/2017	10/28/2020	0.00	0.00	431,505.00	431,505.00	363,496,511.40	Yes	No
SAN DIEGO	ESCONDIDO UNION ELEMENTARY	57/68098-00-015	Modernization	G	10/12/2017	10/28/2020	0.00	0.00	1,810,475.00	1,810,475.00	365,306,986.40	Yes	Yes
FRESNO	FIREBAUGH-LAS DELTAS UNIFIED	57/73809-00-005	Modernization	G	10/12/2017	10/28/2020	0.00	0.00	1,049,435.00	1,049,435.00	366,356,421.40	Yes	No
KERN	PANAMA-BUENA VISTA UNION	50/63362-00-041	New Construction	G	10/16/2017	10/28/2020	0.00	0.00	13,578,879.00	13,578,879.00	379,935,300.40	Yes	No
LOS ANGELES	LOS ANGELES UNIFIED	57/64733-00-636	Modernization	G	10/17/2017	10/28/2020	0.00	0.00	3,164,166.00	3,164,166.00	383,099,466.40	Yes	No
HUMBOLDT	SOUTHERN HUMBOLDT JOINT UNIFIED	57/63040-00-002	Modernization	G	10/18/2017	10/28/2020	0.00	0.00	1,738,405.00	1,738,405.00	384,837,871.40	Yes	Yes
MONTEREY	GREENFIELD UNION ELEMENTARY	50/66035-00-002	New Construction	G	10/19/2017	10/28/2020	0.00	0.00	10,551,783.00	10,551,783.00	395,389,654.40	Yes	No
LOS ANGELES	LOS ANGELES UNIFIED	57/64733-00-637	Modernization	G	10/25/2017	10/28/2020	0.00	0.00	711,749.00	711,749.00	396,101,403.40	Yes	Yes
ORANGE	ANAHEIM UNION HIGH	57/66431-00-016	Modernization	G	10/25/2017	10/28/2020	0.00	0.00	6,254,813.00	6,254,813.00	402,356,216.40	Yes	No
ORANGE	ANAHEIM UNION HIGH	57/66431-00-017	Modernization	G	10/25/2017	10/28/2020	0.00	0.00	3,795,221.00	3,795,221.00	406,151,437.40	Yes	No
LOS ANGELES	DOWNEY UNIFIED	57/64451-00-030	Modernization	G	10/27/2017	10/28/2020	0.00	0.00	639,423.00	639,423.00	406,790,860.40	Yes	No
ALAMEDA	FREMONT UNIFIED	50/61176-09-001	New Construction	G	10/31/2017	10/28/2020	0.00	0.00	35,705,768.75	35,705,768.75	442,496,629.15	Yes	No
SAN BENITO	SAN BENITO HIGH	50/67538-00-002	New Construction	G	10/31/2017	10/28/2020	0.00	0.00	5,243,697.00	5,243,697.00	447,740,326.15	Yes	No
TULARE	DINUBA UNIFIED	50/75531-00-006	New Construction	J	10/31/2017	10/28/2020	1,460,144.00	0.00	1,460,144.00	2,920,288.00	450,660,614.15	Yes	No
SAN BENITO	HOLLISTER ELEMENTARY	50/67470-00-005	New Construction	S	9/25/2020	10/28/2020	0.00	0.00	1,039,783.25	1,039,783.25	451,700,397.40	Yes	No
ALAMEDA	OAKLAND UNIFIED	54/61259-00-010	Charter	D	6/5/2017	12/9/2020	0.00	1,136,442.50	1,136,442.50	2,272,885.00	453,973,282.40	No	No
ALAMEDA	OAKLAND UNIFIED	54/61259-09-006	Charter	D	6/5/2017	12/9/2020	0.00	237,707.30	237,707.30	475,414.60	454,448,697.00	Yes	No
ALAMEDA	OAKLAND UNIFIED	54/61259-09-007	Charter	D	6/5/2017	12/9/2020	0.00	512,292.70	512,292.70	1,024,585.40	455,473,282.40	Yes	No
ALAMEDA	OAKLAND UNIFIED	54/61259-13-005	Charter	D	6/5/2017	12/9/2020	0.00	69,635.80	69,635.80	139,271.60	455,612,554.00	Yes	No
ALAMEDA	OAKLAND UNIFIED	54/61259-13-006	Charter	D	6/5/2017	12/9/2020	0.00	337,475.40	337,475.40	674,950.80	456,287,504.80	Yes	No
LOS ANGELES	LOS ANGELES UNIFIED	57/64733-11-013	Modernization	G	6/6/2017	12/9/2020	0.00	0.00	2,175,930.00	2,175,930.00	458,463,434.80	Yes	Yes
LOS ANGELES	LOS ANGELES UNIFIED	57/64733-00-604	Modernization	G	6/12/2017	12/9/2020	0.00	0.00	928,926.00	928,926.00	459,392,360.80	Yes	Yes
LOS ANGELES	LOS ANGELES UNIFIED	57/64733-00-605	Modernization	G	6/12/2017	12/9/2020	0.00	0.00	3,368,705.00	3,368,705.00	462,761,065.80	Yes	Yes
LOS ANGELES	LOS ANGELES UNIFIED	57/64733-00-606	Modernization	G	6/12/2017	12/9/2020	0.00	0.00	2,653,138.00	2,653,138.00	465,414,203.80	Yes	No
LOS ANGELES	LOS ANGELES UNIFIED	57/64733-00-607	Modernization	G	6/12/2017	12/9/2020	0.00	0.00	2,344,794.00	2,344,794.00	467,758,997.80	Yes	No
LOS ANGELES	LOS ANGELES UNIFIED	57/64733-00-608	Modernization	G	6/12/2017	12/9/2020	0.00	0.00	1,858,671.00	1,858,671.00	469,617,668.80	Yes	Yes
LOS ANGELES	LOS ANGELES UNIFIED	57/64733-00-609	Modernization	G	6/12/2017	12/9/2020	0.00	0.00	3,101,546.00	3,101,546.00	472,719,214.80	Yes	Yes
LOS ANGELES	LOS ANGELES UNIFIED	57/64733-05-017	Modernization	G	6/20/2017	12/9/2020	0.00	0.00	1,199,692.00	1,199,692.00	473,918,906.80	Yes	Yes
LOS ANGELES	LOS ANGELES UNIFIED	57/64733-00-620	Modernization	G	7/18/2017	12/9/2020	0.00	0.00	2,469,922.00	2,469,922.00	476,388,828.80	Yes	Yes
LOS ANGELES	LOS ANGELES UNIFIED	57/64733-00-624	Modernization	G	8/1/2017	12/9/2020	0.00	0.00	2,158,648.00	2,158,648.00	478,547,476.80	Yes	Yes
SANTA CLARA	MILPITAS UNIFIED	50/73387-00-001	New Construction	G	10/12/2017	12/9/2020	0.00	0.00	16,573,033.00	16,573,033.00	495,120,509.80	Yes	No
FRESNO	CENTRAL UNIFIED	50/73965-00-019	New Construction	G	10/23/2017	12/9/2020	0.00	0.00	12,834,040.18	12,834,040.18	507,954,549.98	Yes	No
BUTTE	GRIDLEY UNIFIED	57/75507-00-001	Modernization	G	10/28/2017	12/9/2020	0.00	0.00	701,136.00	701,136.00	508,655,685.98	Yes	No
LOS ANGELES	LOS ANGELES UNIFIED	57/64733-00-638	Modernization	G	11/1/2017	12/9/2020	0.00	0.00	8,032,562.00	8,032,562.00	516,688,247.98	Yes	Yes
SAN DIEGO	SAN MARCOS UNIFIED	50/73791-00-017	New Construction	G	11/3/2017	12/9/2020	0.00	0.00	4,892,398.00	4,892,398.00	521,580,645.98	Yes	Yes
SAN BENITO	SAN BENITO HIGH	57/67538-00-006	Modernization	G	11/3/2017	12/9/2020	0.00	0.00	11,456,345.00	11,456,345.00	533,036,990.98	Yes	No
SAN DIEGO	SAN MARCOS UNIFIED	57/73791-00-007	Modernization	G	11/3/2017	12/9/2020	0.00	0.00	3,404,876.00	3,404,876.00	536,441,866.98	Yes	Yes
RIVERSIDE	JURUPA UNIFIED	57/67090-00-013	Modernization	G	11/9/2017	12/9/2020	0.00	0.00	1,609,860.00	1,609,860.00	538,051,726.98	Yes	No
SAN BERNARDINO	CHAFFEY JOINT UNION HIGH	57/67652-00-006	Modernization	G	11/9/2017	12/9/2020	0.00	0.00	23,753,843.00	23,753,843.00	561,805,569.98	Yes	Yes
CONTRA COSTA	WEST CONTRA COSTA UNIFIED	54/61796-04-001	Charter	G	7/23/2020	12/9/2020	0.00	7,174,351.50	7,174,351.50	14,348,703.00	576,154,272.98	Yes	No
CONTRA COSTA	WEST CONTRA COSTA UNIFIED	54/61796-04-002	Charter	G	8/6/2020	12/9/2020	0.00	4,927,587.93	4,927,587.93	9,855,175.86	586,009,448.84	Yes	No
ALAMEDA	OAKLAND UNIFIED	54/61259-12-005	Charter	D	5/26/2017	1/26/2021	0.00	185,933.00	185,933.00	371,866.00	586,381,314.84	No	No
ALAMEDA	OAKLAND UNIFIED	54/61259-12-006	Charter	D	5/26/2017	1/26/2021	0.00	189,067.00	189,067.00	378,134.00	586,759,448.84	No	No
Total								\$ 2,135,494.80	\$ 36,951,936.93	\$ 547,672,017.11	\$ 586,759,448.84		

*This Unfunded List (Lack of AB 55 Loans) includes \$30.7 million for 15 projects for Charter School Facilities Program Preliminary Apportionments for Design and Site Funding.

County	School District	Application Number	Program	Approval	Received Date	SAB Date	Financial Hardship Apportionment	Loan	State Share	Total Apportionment	Prop. 47	Prop. 55	Prop. 1D	Prop. 51	
ALAMEDA	OAKLAND UNIFIED	54/61259-13-002	Charter	P	5/28/2014	5/27/2015	0.00	2,916,055.40	2,916,055.40	5,832,110.80	0.00	0.00	5,832,110.80	0.00	
ALAMEDA	OAKLAND UNIFIED	54/61259-13-002	Charter	P	5/28/2014	8/26/2015	0.00	8,558,059.50	8,558,059.50	17,116,119.00	0.00	0.00	17,116,119.00	0.00	
SAN DIEGO	SAN DIEGO UNIFIED	54/68338-00-003	Charter	P	5/18/2017	1/24/2018	0.00	0.00	5,223,938.40	5,223,938.40	0.00	0.00	0.00	5,223,938.40	
SAN DIEGO	SAN DIEGO UNIFIED	54/68338-00-005	Charter	P	5/18/2017	1/24/2018	0.00	0.00	1,852,054.20	1,852,054.20	0.00	0.00	0.00	1,852,054.20	
ALAMEDA	OAKLAND UNIFIED	54/61259-09-008	Charter	P	5/26/2017	1/24/2018	0.00	1,109,148.30	1,109,148.30	2,218,296.60	0.00	0.00	0.00	2,218,296.60	
ALAMEDA	OAKLAND UNIFIED	54/61259-09-009	Charter	P	5/26/2017	1/24/2018	0.00	11,544,660.00	11,544,660.00	23,089,320.00	0.00	0.00	0.00	23,089,320.00	
SANTA BARBARA	LOMPOC UNIFIED	54/69229-00-001	Charter	P	6/1/2017	1/24/2018	0.00	135,120.30	331,062.30	466,182.60	0.00	0.00	0.00	466,182.60	
SAN DIEGO	SAN DIEGO UNIFIED	54/68338-00-006	Charter	P	6/2/2017	1/24/2018	0.00	0.00	23,036,581.80	23,036,581.80	0.00	0.00	0.00	23,036,581.80	
SAN DIEGO	SAN DIEGO UNIFIED	54/68338-00-007	Charter	P	6/2/2017	1/24/2018	0.00	0.00	11,742,390.90	11,742,390.90	0.00	0.00	0.00	11,742,390.90	
ALAMEDA	OAKLAND UNIFIED	54/61259-00-006	Charter	P	6/5/2017	1/24/2018	0.00	9,842,314.50	9,842,314.50	19,684,629.00	0.00	0.00	0.00	19,684,629.00	
ALAMEDA	OAKLAND UNIFIED	54/61259-09-006	Charter	P	6/5/2017	1/24/2018	0.00	2,139,365.70	2,139,365.70	4,278,731.40	0.00	0.00	0.00	4,278,731.40	
ALAMEDA	OAKLAND UNIFIED	54/61259-09-007	Charter	P	6/5/2017	1/24/2018	0.00	4,610,634.30	4,610,634.30	9,221,268.60	0.00	0.00	0.00	9,221,268.60	
ALAMEDA	OAKLAND UNIFIED	54/61259-09-010	Charter	P	6/5/2017	1/24/2018	0.00	1,801,854.90	1,801,854.90	3,603,709.80	0.00	0.00	0.00	3,603,709.80	
ALAMEDA	OAKLAND UNIFIED	54/61259-09-011	Charter	P	6/5/2017	1/24/2018	0.00	19,352,563.20	19,352,563.20	38,705,126.40	0.00	0.00	0.00	38,705,126.40	
ALAMEDA	OAKLAND UNIFIED	54/61259-13-005	Charter	P	6/5/2017	1/24/2018	0.00	626,722.20	626,722.20	1,253,444.40	0.00	0.00	0.00	1,253,444.40	
ALAMEDA	OAKLAND UNIFIED	54/61259-13-006	Charter	P	6/5/2017	1/24/2018	0.00	3,037,278.60	3,037,278.60	6,074,557.20	0.00	0.00	0.00	6,074,557.20	
MARIPOSA	MARIPOSA COUNTY UNIFIED	54/65532-00-001	Charter	P	6/5/2017	1/24/2018	0.00	0.00	1,092,709.80	1,092,709.80	0.00	0.00	0.00	1,092,709.80	
SACRAMENTO	SAN JUAN UNIFIED	54/67447-00-005	Charter	P	6/5/2017	1/24/2018	0.00	0.00	5,974,846.20	5,974,846.20	0.00	0.00	0.00	5,974,846.20	
TULARE	VISALIA UNIFIED	54/72256-00-001	Charter	P	6/5/2017	1/24/2018	0.00	3,378,707.10	3,378,707.10	6,757,414.20	0.00	0.00	0.00	6,757,414.20	
TULARE	VISALIA UNIFIED	54/72256-00-002	Charter	P	6/5/2017	1/24/2018	0.00	5,195,620.80	5,195,620.80	10,391,241.60	0.00	0.00	0.00	10,391,241.60	
TULARE	VISALIA UNIFIED	54/72256-00-003	Charter	P	6/5/2017	1/24/2018	0.00	2,169,537.30	2,169,537.30	4,339,074.60	0.00	0.00	0.00	4,339,074.60	
TULARE	VISALIA UNIFIED	54/72256-00-004	Charter	P	6/5/2017	1/24/2018	0.00	753,290.10	753,290.10	1,506,580.20	0.00	0.00	0.00	1,506,580.20	
SAN DIEGO	SAN DIEGO UNIFIED	54/68338-00-004	Charter	P	5/18/2017	2/28/2018	0.00	0.00	5,649,357.60	5,649,357.60	0.00	0.00	0.00	5,649,357.60	
SOLANO	VALLEJO CITY UNIFIED	54/70581-00-006	Charter	P	5/22/2016	2/28/2018	0.00	13,277,356.90	13,277,356.90	26,554,713.80	590,900.00	2,315,550.00	12,651,864.00	10,996,399.80	
SOLANO	VALLEJO CITY UNIFIED	54/70581-00-007	Charter	P	5/22/2016	2/28/2018	0.00	452,842.20	452,842.20	905,684.40	0.00	0.00	0.00	905,684.40	
ALAMEDA	OAKLAND UNIFIED	54/61259-12-005	Charter	P	5/26/2017	2/28/2018	0.00	1,673,397.00	1,673,397.00	3,346,794.00	0.00	0.00	0.00	3,346,794.00	
ALAMEDA	OAKLAND UNIFIED	54/61259-12-006	Charter	P	5/26/2017	2/28/2018	0.00	1,701,603.00	1,701,603.00	3,403,206.00	0.00	0.00	0.00	3,403,206.00	
SACRAMENTO	NATOMAS UNIFIED	54/75283-00-008	Charter	P	5/26/2017	2/28/2018	0.00	0.00	2,573,846.10	2,573,846.10	0.00	0.00	2,573,846.10	0.00	
LOS ANGELES	LOS ANGELES UNIFIED	54/64733-00-101	Charter	P	6/2/2017	2/28/2018	0.00	13,850,962.20	13,850,962.20	27,701,924.40	0.00	0.00	0.00	27,701,924.40	
ALAMEDA	OAKLAND UNIFIED	54/61259-00-011	Charter	P	6/2/2017	2/28/2018	0.00	9,184,988.70	9,184,988.70	18,369,977.40	0.00	0.00	0.00	18,369,977.40	
SAN DIEGO	SAN DIEGO UNIFIED	54/68338-00-008	Charter	P	6/2/2017	2/28/2018	0.00	0.00	15,156,028.80	15,156,028.80	0.00	0.00	0.00	15,156,028.80	
SANTA CLARA	MORGAN HILL UNIFIED	54/69583-00-002	Charter	P	6/5/2017	2/28/2018	0.00	6,209,740.80	6,209,740.80	12,419,481.60	0.00	0.00	0.00	12,419,481.60	
SAN DIEGO	CAJON VALLEY UNION ELEMENTARY	54/67991-00-002	Charter	P	6/5/2017	2/28/2018	0.00	2,365,949.70	2,365,949.70	4,731,899.40	0.00	0.00	0.00	4,731,899.40	
SAN DIEGO	CAJON VALLEY UNION ELEMENTARY	54/67991-00-003	Charter	P	6/5/2017	2/28/2018	0.00	1,567,601.10	1,567,601.10	3,135,202.20	0.00	0.00	0.00	3,135,202.20	
SANTA CLARA	EAST SIDE UNION HIGH	54/69427-00-005	Charter	P	6/5/2017	2/28/2018	0.00	13,973,119.20	13,973,119.20	27,946,238.40	0.00	0.00	0.00	27,946,238.40	
SANTA CLARA	EAST SIDE UNION HIGH	54/69427-00-006	Charter	P	6/5/2017	2/28/2018	0.00	246,867.30	246,867.30	493,734.60	0.00	0.00	0.00	493,734.60	
SAN DIEGO	CAJON VALLEY UNION ELEMENTARY	54/67991-00-001	Charter	P	6/5/2017	2/28/2018	0.00	4,381,450.20	4,381,450.20	8,762,900.40	0.00	0.00	0.00	8,762,900.40	
ALAMEDA	OAKLAND UNIFIED	54/61259-00-010	Charter	P	6/5/2017	2/28/2018	0.00	10,227,982.50	10,227,982.50	20,455,965.00	0.00	0.00	0.00	20,455,965.00	
SAN BERNARDINO	SAN BERNARDINO CITY UNIFIED	54/67876-00-004	Charter	P	6/5/2017	2/28/2018	0.00	2,064,591.00	2,064,591.00	4,129,182.00	0.00	0.00	0.00	4,129,182.00	
SACRAMENTO	SACRAMENTO CITY UNIFIED	54/67439-00-007	Charter	P	6/5/2017	2/28/2018	0.00	5,049,542.70	5,049,542.70	10,099,085.40	0.00	0.00	0.00	10,099,085.40	
SACRAMENTO	SACRAMENTO CITY UNIFIED	54/67439-00-008	Charter	P	6/5/2017	2/28/2018	0.00	6,288,725.20	6,288,725.20	12,577,450.40	0.00	0.00	0.00	12,577,450.40	
SOLANO	VALLEJO CITY UNIFIED	54/70581-00-004	Charter	P	5/22/2017	05/23/2018	0.00	200,755.80	200,755.80	401,511.60	401,511.60	0.00	0.00	0.00	
SOLANO	VALLEJO CITY UNIFIED	54/70581-00-005	Charter	P	5/22/2017	05/23/2018	0.00	8,001,594.70	8,001,594.70	16,003,189.40	2,076,164.03	6,036,845.61	7,820,113.01	70,066.75	
LOS ANGELES	LOS ANGELES UNIFIED	54/64733-00-102	Charter	P	6/1/2017	05/23/2018	0.00	5,109,828.80	5,109,828.80	10,219,657.60	0.00	0.00	0.00	10,219,657.60	
ALAMEDA	HAYWARD UNIFIED	54/61192-02-003	Charter	P	6/5/2017	10/24/2018	0.00	7,006,307.40	7,006,307.40	14,012,614.80	0.00	0.00	0.00	14,012,614.80	
ALAMEDA	HAYWARD UNIFIED	54/61192-02-004	Charter	P	6/5/2017	10/24/2018	0.00	4,550,241.60	4,550,241.60	9,100,483.20	0.00	0.00	0.00	9,100,483.20	
ALAMEDA	SAN LORENZO UNIFIED	54/61309-00-003	Charter	P	6/5/2017	12/11/2018	0.00	7,608,998.60	7,608,998.60	15,217,997.20	0.00	0.00	0.00	15,217,997.20	
SACRAMENTO	SAN JUAN UNIFIED	54/67447-00-007	Charter	P	6/5/2017	12/11/2018	0.00	0.00	3,855,763.80	3,855,763.80	0.00	0.00	0.00	3,855,763.80	
LOS ANGELES	LOS ANGELES UNIFIED	54/64733-00-103	Charter	P	5/30/2017	5/22/2019	0.00	5,159,700.00	5,159,700.00	10,319,400.00	668,718.00	3,954,930.00	5,695,752.00	0.00	
RIVERSIDE	PERRIS ELEMENTARY	54/67199-00-001	Charter	P	6/5/2017	6/26/2019	0.00	0.00	9,523,442.70	9,523,442.70	0.00	0.00	0.00	2,067,851.00	
BUTTE	CHICO UNIFIED	54/61424-00-006	Charter	P	5/30/2017	2/26/2020	0.00	1,877,635.40	3,175,079.40	5,052,714.80	0.00	0.00	0.00	5,052,714.80	
BUTTE	CHICO UNIFIED	54/61424-00-007	Charter	P	5/30/2017	2/26/2020	0.00	2,555,059.80	4,584,394.80	7,139,454.60	0.00	0.00	0.00	4,847,001.60	
ALAMEDA	OAKLAND UNIFIED	54/61259-00-006	Charter	P	6/5/2017	8/26/2020	0.00	216,091.80	216,091.80	432,183.60	0.00	0.00	0.00	432,183.60	
Total								0.00	211,973,865.80	301,177,547.10	513,151,412.90	3,737,293.63	12,307,325.61	122,357,314.01	374,749,479.65

*This Charter Unfunded Preliminary list does not include \$30.7 million for 15 projects for Charter School Facilities Program Preliminary Apportionments for Design and Site Funding.

INFORMATION ITEM

SCHOOL FACILITY PROGRAM OFFICE OF PUBLIC SCHOOL CONSTRUCTION FUNDING WORKLOAD LISTING (Applications Received Through January 31, 2021)

The New Construction and Modernization projects on this list represent completed applications awaiting the Office of Public School Construction (OPSC) processing and scheduling to the State Allocation Board.

This list includes future workload that is identified as:

- Pending reflects workload that has been processed by OPSC but awaiting further information/documentation from the district.
- Reviewing reflects currently being processed by OPSC.

Pursuant to SFP Regulation Section 1859.95.1, this list also includes applications that were received, but not reviewed by OPSC. This list is presented to the State Allocation Board for acknowledgement.

This list is also available on the [OPSC Website](#) and is updated on the first and third Fridays of each month.

SFP APPLICATIONS
New Construction and Charter School Facilities Program
- Workload as of January 31, 2021 -

District	County	Site Name	Application Number	OPSC Date Received	Estimated State Grant (a)	Financial Hardship (b)	Notification Occurred**
Alisal Union	Monterey	Fremont Elementary	50/65961-00-011	08/10/17	\$ 7,231,447	\$ -	10/2/2019
Raymond-Knowles Union Elementary	Madera	Raymond-Knowles Elementary	50/65276-00-001	09/19/17	\$ 197,883	\$ 197,883	11/1/2019
Oxnard Elementary	Ventura	Thurgood Marshall Elementary	50/72538-00-014	11/13/17	\$ 4,113,728	\$ -	2/26/2020
Santa Maria Joint Union High	Santa Barbara	Ernest Righetti High	50/69310-00-007	12/21/17	\$ 16,425,817	\$ -	3/4/2020
Rio Elementary	Ventura	Rio Steam K-8	50/72561-00-006	01/12/18	\$ 12,743,164	\$ -	3/4/2020
San Ramon Valley Unified	Contra Costa	Stone Valley Middle	50/61804-03-001	01/17/18	\$ 2,259,928	\$ -	3/4/2020
Escondido Union	San Diego	Central Elementary	50/68098-00-009	01/23/18	\$ 3,704,661	\$ -	3/4/2020
Southern Kern Unified	Kern	Hamilton Elementary	50/63776-00-002	02/13/18	\$ 11,736,558	\$ 11,736,558	4/2/2020
Beaumont Unified	Riverside	Beaumont Senior High	50/66993-00-020	02/20/18	\$ 965,901	\$ -	4/2/2020
Carpinteria Unified	Santa Barbara	Carpinteria Family	50/69146-00-002	02/27/18	\$ 1,382,615	\$ -	4/2/2020
Carpinteria Unified	Santa Barbara	Canalino Elementary	50/69146-00-003	02/27/18	\$ 1,252,982	\$ -	4/2/2020
Irvine Unified	Orange	Eastshore Elementary	50/73650-00-038	03/02/18	\$ 835,854	\$ -	4/2/2020
Irvine Unified	Orange	Venado Middle	50/73650-00-039	03/02/18	\$ 2,231,969	\$ -	4/2/2020
Corona-Norco Unified	Riverside	John Adams Elementary	50/67033-04-001	03/06/18	\$ 3,086,390	\$ -	4/2/2020
Roseville Joint Union High	Placer	New High School #6	50/66928-00-008	03/12/18	\$ 26,629,500	\$ -	10/1/2020
Tulare City	Tulare	Alpine Vista Elementary	50/72231-00-005	03/13/18	\$ 3,969,972	\$ -	10/1/2020
Newman-Crows Landing Unified	Stanislaus	Hurd Barrington Elementary	50/73601-00-005	03/16/18	\$ 578,350	\$ -	11/1/2020
Snowline Joint Unified	San Bernardino	New Elementary	50/73957-00-016	03/19/18	\$ 1,850,720	\$ 1,850,720	11/1/2020
Snowline Joint Unified	San Bernardino	New Elementary	50/73957-00-017	03/19/18	\$ 84,062	\$ 84,062	11/1/2020
Snowline Joint Unified	San Bernardino	New Elementary	50/73957-00-018	03/19/18	\$ 84,062	\$ 84,062	11/1/2020
San Jacinto Unified	Riverside	New Middle School	50/67249-00-017	03/21/18	\$ 25,322,444	\$ -	11/1/2020
Irvine Unified	Orange	Loma Ridge Elementary	50/73650-00-040	03/21/18	\$ 33,872,655	\$ -	11/1/2020
Guadalupe Union Elementary	Santa Barbara	New Middle	50/69203-00-001	03/22/18	\$ 9,470,146	\$ 9,470,146	11/1/2020
Livingston Union	Merced	Campus Park Elementary	50/65748-00-003	03/28/18	\$ 2,247,743	\$ -	11/1/2020
Livingston Union	Merced	Selma Herndon Elementary	50/65748-00-004	03/28/18	\$ 1,101,192	\$ -	11/1/2020
Livingston Union	Merced	Yamato Colony Elementary	50/65748-00-005	03/28/18	\$ 774,268	\$ -	11/1/2020
Victor Elementary	San Bernardino	Elementary School #20	50/67918-00-011	03/30/18	\$ 10,935,579	\$ -	11/1/2020
Madera Unified	Madera	Matilda Torres High	50/65243-00-011	04/03/18	\$ 36,161,659	\$ -	11/1/2020
San Jose Unified	Santa Clara	San Jose High	50/69666-00-001	04/06/18	\$ 471,583	\$ -	12/1/2020
Corona-Norco Unified	Riverside	Lincoln Alternative Elementary	50/67033-00-042	04/10/18	\$ 1,641,187	\$ -	12/1/2020
Irvine Unified	Orange	Rancho San Joaquin Middle	50/73650-00-041	04/11/18	\$ 1,108,967	\$ -	12/1/2020
Coalinga-Huron Unified	Fresno	Huron Elementary	50/62125-00-005	04/13/18	\$ 3,166,987	\$ -	12/1/2020
Coalinga-Huron Unified	Fresno	Henry F Bishop Elementary	50/62125-00-006	04/13/18	\$ 2,601,786	\$ -	12/1/2020
Coalinga-Huron Unified	Fresno	Nell Dawson Elementary	50/62125-00-007	04/13/18	\$ 3,397,140	\$ -	12/1/2020
Coalinga-Huron Unified	Fresno	Huron Middle	50/62125-00-008	04/13/18	\$ 3,304,410	\$ -	12/1/2020
Santa Maria Joint Union High	Santa Barbara	Ag Ed & Career Tech Center	50/69310-00-008	04/17/18	\$ 4,547,024	\$ -	12/1/2020
San Marcos Unified	San Diego	San Marcos Middle	50/73791-00-018	04/17/18	\$ 9,500,378	\$ -	12/1/2020
Clay Joint Elementary	Fresno	Clay Elementary	50/62109-00-003	04/19/18	\$ 1,422,476	\$ 1,422,476	12/1/2020
Buckeye Union Elementary	El Dorado	Charter Montessori Valley View Campus	50/61838-00-008	04/23/18	\$ 2,289,961	\$ -	12/1/2020
Oxnard	Ventura	Elm Street Elementary	50/72538-00-015	04/30/18	\$ 8,595,811	\$ -	12/1/2020
Oakley Union Elementary	Contra Costa	Summer Lake Elementary	50/61762-00-011	05/03/18	\$ 11,345,343	\$ 11,345,343	1/4/2021
Centinela Valley Union High	Los Angeles	Lawndale High	50/64352-00-006	05/04/18	\$ 5,840,880	\$ -	1/4/2021
Sutter Union High	Sutter	Sutter High	50/71449-00-003	05/08/18	\$ 6,127,663	\$ 6,127,663	1/4/2021
Sanger Unified	Fresno	Sanger Educational Complex	50/62414-00-022	05/11/18	\$ 24,284,563	\$ -	1/4/2021
Wasco Union Elementary	Kern	Palm Avenue Elementary	50/63842-00-005	05/21/18	\$ 1,363,433	\$ 1,363,433	2/1/2021
Visalia Unified	Tulare	Denton Elementary	50/72256-00-031	05/21/18	\$ 9,966,124	\$ -	2/1/2021
Jurupa Unified	Riverside	Glen Avon Elementary	50/67090-00-015	05/22/18	\$ 914,157	\$ -	2/1/2021
San Dieguito Union High	San Diego	Pacific Trails Middle	50/68346-00-005	05/29/18	\$ 6,239,976	\$ -	2/1/2021
Bakersfield City	Kern	Noble Elementary	50/63321-00-034	05/31/18	\$ 1,584,750	\$ -	2/1/2021
Konocti Unified	Lake	Lower Lake High	50/64022-00-001	05/31/18	\$ 478,657	\$ -	2/1/2021
Kern High	Kern	Independence High	50/63529-00-010	06/05/18	\$ 9,406,276	\$ -	2/1/2021
Caruthers Unified	Fresno	Caruthers Elementary	50/75598-00-001	06/05/18	\$ 1,702,182	\$ -	2/1/2021
Brea-Olinda Unified	Orange	Olinda Elementary	50/66449-00-002	06/08/18	\$ 867,837	\$ -	-
Woodland Joint Unified	Yolo	Spring Lake Elementary	50/72710-00-006	06/08/18	\$ 4,633,025	\$ -	-
Corona-Norco Unified	Riverside	Norco Elementary	50/67033-00-043	06/12/18	\$ 1,937,594	\$ -	-
Riverdale Joint Unified	Fresno	Riverdale Elementary	50/75408-00-002	06/14/18	\$ 1,719,374	\$ -	-
Fairfield-Suisun Unified	Solano	Grange Middle	50/70540-00-028	06/18/18	\$ 2,732,268	\$ -	-
Walnut Valley Unified	Los Angeles	Quail Summit Elementary	50/73460-00-010	06/20/18	\$ 324,226	\$ -	-
Lemoore Union High	Kings	Lemoore High	50/63982-00-002	06/22/18	\$ 1,221,650	\$ -	-
Tulare Joint Union High	Tulare	Tulare Western High	50/72249-00-003	06/22/18	\$ 602,300	\$ -	-
San Marcos Unified	San Diego	La Costa Meadows Elementary	50/73791-00-019	06/25/18	\$ 1,622,639	\$ -	-
San Marcos Unified	San Diego	La Costa Meadows Elementary	50/73791-00-020	06/25/18	\$ 981,918	\$ -	-

SFP APPLICATIONS
New Construction and Charter School Facilities Program
- Workload as of January 31, 2021 -

District	County	Site Name	Application Number	OPSC Date Received	Estimated State Grant (a)	Financial Hardship (b)	Notification Occurred**
Dinuba Unified	Tulare	New High	50/75531-00-006	06/27/18	\$ 48,607,132	\$ 48,607,132	
Bakersfield City	Kern	Leo G Pauly Elementary	50/63321-00-035	06/28/18	\$ 1,464,460	\$ -	
Bakersfield City	Kern	Leo G Pauly Elementary	50/63321-00-036	06/28/18	\$ 1,692,826	\$ -	
Western Placer Unified	Placer	Glen Edwards Middle	50/66951-00-010	06/29/18	\$ 4,168,288	\$ -	
Fowler Unified	Fresno	Fowler High	50/62158-00-002	07/05/18	\$ 1,662,406	\$ -	
Guadalupe Union Elementary	Santa Barbara	Kermit McKenzie Junior High	50/69203-00-002	07/06/18	\$ 1,692,026	\$ -	
Irvine Unified	Orange	Cypress Village Elementary	50/73650-00-042	07/06/18	\$ 1,394,110	\$ -	
Irvine Unified	Orange	Woodbridge High	50/73650-00-043	07/06/18	\$ 3,041,419	\$ -	
Bakersfield City	Kern	Hort Elementary	50/63321-00-037	07/10/18	\$ 2,574,301	\$ -	
Bakersfield City	Kern	Bessie E Owens Intermediate	50/63321-00-038	07/12/18	\$ 1,416,427	\$ -	
Bakersfield City	Kern	Evergreen Elementary	50/63321-00-039	07/13/18	\$ 1,381,396	\$ -	
Merced City Elementary	Merced	Rudolph Rivera Elementary	50/65771-00-024	07/13/18	\$ 744,286	\$ -	
Imperial County Office of Education	Imperial	La Paloma Elementary	50/10132-01-005	07/16/18	\$ 117,011	\$ 117,011	
Imperial County Office of Education	Imperial	Cross Elementary	50/10132-02-002	07/16/18	\$ 234,022	\$ 234,022	
Imperial County Office of Education	Imperial	Calexico High	50/10132-03-006	07/16/18	\$ 234,022	\$ 234,022	
Imperial County Office of Education	Imperial	La Victoria Elementary	50/10132-03-007	07/16/18	\$ 351,032	\$ 351,032	
Imperial County Office of Education	Imperial	De Anza 9th Grade Academy	50/10132-03-008	07/16/18	\$ 351,032	\$ 351,032	
Fairfield-Suisun Unified	Solano	Fairview Elementary	50/70540-00-029	07/16/18	\$ 2,577,077	\$ -	
Liberty Elementary	Tulare	Liberty Elementary	50/71985-00-004	07/16/18	\$ 3,015,213	\$ -	
Gustine Unified	Merced	Gustine High	50/73619-00-006	07/16/18	\$ 2,092,598	\$ 2,092,598	
Hanford Elementary	Kings	Martin Luther King Jr Elementary	50/63917-00-004	07/19/18	\$ 2,798,162	\$ -	
Sequoia Union High	San Mateo	TIDE Academy	50/69062-01-009	07/19/18	\$ 17,996,168	\$ -	
Oxnard	Ventura	Emilie Ritchen Elementary	50/72538-00-016	07/19/18	\$ 808,227	\$ -	
Oxnard	Ventura	Norman R Brekke Elementary	50/72538-00-017	07/19/18	\$ 645,848	\$ -	
Oxnard	Ventura	Christa McAuliffe Elementary	50/72538-00-018	07/19/18	\$ 863,865	\$ -	
Gustine Unified	Merced	Romero Elementary	50/73619-00-007	07/26/18	\$ 1,420,047	\$ 1,420,047	
Ripon Unified	San Joaquin	Colony Oak Elementary	50/68650-00-007	07/27/18	\$ 8,081,016	\$ -	
Oxnard	Ventura	Lemonwood Elementary	50/72538-00-019	07/27/18	\$ 1,937,447	\$ -	
Oxnard	Ventura	Elm Street Elementary	50/72538-00-020	07/27/18	\$ 832,824	\$ -	
Oxnard	Ventura	Thurgood Marshall Elementary	50/72538-00-021	07/27/18	\$ 957,376	\$ -	
Oxnard	Ventura	McKinna Elementary	50/72538-00-022	07/27/18	\$ 10,247,550	\$ -	
Oxnard	Ventura	McKinna Elementary	50/72538-00-023	07/27/18	\$ 960,061	\$ -	
Kern High	Kern	Frontier High	50/63529-00-011	07/30/18	\$ 4,390,293	\$ -	
Oxnard	Ventura	Ramona Elementary	50/72538-00-024	07/30/18	\$ 660,882	\$ -	
Irvine Unified	Orange	Springbrook Elementary	50/73650-00-044	07/30/18	\$ 1,626,156	\$ -	
Konocti Unified	Lake	Lower Lake Elementary	50/64022-00-002	08/06/18	\$ 350,352	\$ -	
Redlands Unified	San Bernardino	Mission Elementary	50/67843-00-009	08/06/18	\$ 532,726	\$ -	
Clovis Unified	Fresno	Reagan Elementary	50/62117-00-022	08/07/18	\$ 440,947	\$ -	
Clovis Unified	Fresno	Reyburn Intermediate	50/62117-00-023	08/07/18	\$ 441,108	\$ -	
Clovis Unified	Fresno	James S Fugman Elementary	50/62117-00-024	08/07/18	\$ 254,782	\$ -	
Atwater Elementary	Merced	Peggy Heller Elementary	50/65631-00-005	08/07/18	\$ 2,312,887	\$ -	
Tustin Unified	Orange	Robert Heideman Elementary	50/73643-00-022	08/07/18	\$ 1,447,625	\$ -	
Los Banos Unified	Merced	Pacheco High	50/65755-00-011	08/08/18	\$ 1,492,303	\$ -	
Southern Kern Unified	Kern	Tropico Middle	50/63776-00-004	08/09/18	\$ 11,870,062	\$ 11,870,062	
Los Banos Unified	Merced	Volta Elementary	50/65755-00-012	08/09/18	\$ 1,076,430	\$ -	
Pajaro Valley Unified	Santa Cruz	Aptos Junior High	50/69799-00-009	08/09/18	\$ 2,254,552	\$ -	
Pajaro Valley Unified	Santa Cruz	Valencia Elementary	50/69799-00-010	08/09/18	\$ 1,457,285	\$ -	
Chico Unified	Butte	Neal Dow Elementary	50/61424-00-007	08/10/18	\$ 1,589,066	\$ -	
Chico Unified	Butte	Marigold Elementary	50/61424-00-008	08/10/18	\$ 656,036	\$ -	
Chico Unified	Butte	Loma Vista	50/61424-00-009	08/10/18	\$ 667,338	\$ -	
Chico Unified	Butte	Shasta Elementary	50/61424-00-010	08/10/18	\$ 1,691,974	\$ -	
Albany City Unified	Alameda	Albany Middle	50/61127-00-003	08/13/18	\$ 4,492,118	\$ -	
Bakersfield City	Kern	New Elementary	50/63321-00-040	08/15/18	\$ 14,612,348	\$ 14,612,348	
Roberts Ferry Union Elementary	Stanislaus	Roberts Ferry Union Elementary	50/71233-00-002	08/15/18	\$ 537,066	\$ 537,066	
Monson-Sultana Joint Union Elementary	Tulare	Monson-Sultana Elementary	50/72009-00-003	08/15/18	\$ 1,324,540	\$ 1,324,540	
Willows Unified	Glenn	Murdock Elementary	50/62661-00-001	08/17/18	\$ 1,303,978	\$ -	
Centinela Valley Union High	Los Angeles	Hawthorne High	50/64352-00-007	08/17/18	\$ 1,122,890	\$ -	
Anaheim Union High	Orange	Dale Junior High	50/66431-05-002	08/17/18	\$ 2,491,096	\$ -	
Anaheim Union High	Orange	Oxford Academy	50/66431-05-003	08/17/18	\$ 1,470,799	\$ -	
Corona-Norco Unified	Riverside	Dr Bernice Jameson Todd Academy	50/67033-00-044	08/17/18	\$ 5,996,385	\$ -	
Templeton Unified	San Luis Obispo	Templeton High	50/68841-00-002	08/17/18	\$ 3,406,620	\$ -	
Gustine Unified	Merced	Gustine Middle	50/73619-00-008	08/17/18	\$ 1,458,100	\$ 1,458,100	

SFP APPLICATIONS
New Construction and Charter School Facilities Program
- Workload as of January 31, 2021 -

District	County	Site Name	Application Number	OPSC Date Received	Estimated State Grant (a)	Financial Hardship (b)	Notification Occurred**
Gustine Unified	Merced	Gustine Elementary	50/73619-00-009	08/17/18	\$ 1,433,571	\$ 1,433,571	
Irvine Unified	Orange	Canyon View Elementary	50/73650-00-045	08/17/18	\$ 932,595	\$ -	
Yuba County Office of Education	Yuba	Virginia School	50/10587-00-004	08/22/18	\$ 613,950	\$ 613,950	
Yuba County Office of Education	Yuba	Virginia School	50/10587-00-005	08/22/18	\$ 382,468	\$ 382,468	
Corona-Norco Unified	Riverside	Rondo Elementary	50/67033-00-045	08/22/18	\$ 16,832,543	\$ -	
San Dieguito Union High	San Diego	San Dieguito High Academy	50/68346-00-006***	08/23/18	\$ 6,836,372	\$ -	
Rocklin Unified	Placer	Elementary #12	50/75085-00-014***	08/23/18	\$ 16,135,519	\$ -	
San Carlos Elementary	San Mateo	San Carlos Charter Learning Center	50/69021-00-001***	08/24/18	\$ 5,939,528	\$ -	
Irvine Unified	Orange	Meadow Park Elementary	50/73650-00-046***	08/24/18	\$ 1,149,109	\$ -	
Irvine Unified	Orange	Brywood Elementary	50/73650-00-047***	08/24/18	\$ 1,094,082	\$ -	
Roseville City Elementary	Placer	Riego Creek Elementary	50/66910-00-015***	08/29/18	\$ 13,101,726	\$ -	
Tahoe-Truckee Unified	Placer	Kings Beach Elementary	50/66944-00-006***	08/29/18	\$ 1,810,817	\$ -	
Tahoe-Truckee Unified	Placer	Tahoe Truckee High	50/66944-00-007***	08/29/18	\$ 7,839,397	\$ -	
Tahoe-Truckee Unified	Placer	Donner Trail Elementary	50/66944-00-008***	08/29/18	\$ 564,411	\$ -	
Los Angeles Unified	Los Angeles	Castlebay Lane Elementary	50/64733-00-144***	08/30/18	\$ 2,539,262	\$ -	
Los Angeles Unified	Los Angeles	Latona Avenue Elementary	50/64733-00-145***	08/30/18	\$ 2,758,524	\$ -	
Los Angeles Unified	Los Angeles	Porter Ranch Community	50/64733-00-146***	08/30/18	\$ 3,054,672	\$ -	
Los Angeles Unified	Los Angeles	Normont Elementary	50/64733-00-147***	08/30/18	\$ 2,467,384	\$ -	
Los Angeles Unified	Los Angeles	Multnomah Street Elementary	50/64733-34-001***	08/30/18	\$ 2,490,317	\$ -	
Galt Joint Union High	Sacramento	Galt High	50/67355-00-006***	09/04/18	\$ 2,262,821	\$ -	
Los Angeles Unified	Los Angeles	Berendo Middle	50/64733-00-148***	09/05/18	\$ 2,756,321	\$ -	
Sacramento County Office of Education	Sacramento	New Community School	50/10348-00-004***	09/06/18	\$ 675,200	\$ 675,200	
Robla Elementary	Sacramento	Main Avenue Elementary	50/67421-00-001***	09/06/18	\$ 2,737,939	\$ -	
Robla Elementary	Sacramento	Main Avenue Elementary	50/67421-00-002***	09/06/18	\$ 1,707,611	\$ -	
Jacoby Creek Elementary	Humboldt	Jacoby Creek	50/62893-00-001***	09/07/18	\$ 347,010	\$ 347,010	
Tulare Joint Union High	Tulare	Tulare Union High	50/72249-00-004***	09/07/18	\$ 3,358,975	\$ -	
Stockton Unified	San Joaquin	Kennedy Elementary	50/68676-01-003***	09/10/18	\$ 6,750,094	\$ -	
Sanger Unified	Fresno	Ronald W Reagan Elementary	50/62414-00-023***	09/12/18	\$ 429,395	\$ -	
Brawley Elementary	Imperial	La Paloma	50/63073-00-002***	09/12/18	\$ 12,914,632	\$ -	
Los Angeles Unified	Los Angeles	Porter Ranch Community	50/64733-00-149***	09/12/18	\$ 3,478,337	\$ -	
Los Angeles Unified	Los Angeles	Crenshaw Senior High	51/64733-00-004*	09/17/18	\$ 3,570,460	\$ -	
Elk Grove Unified	Sacramento	Joseph Kerr Middle	51/67314-00-001*	11/17/20	\$ 1,585,547	\$ -	
San Bernardino City Unified	San Bernardino	Indian Springs High	51/67876-00-001*	11/30/20	\$ 2,949,771	\$ -	
Albany Unified	Alameda	Ocean View Elementary	51/61127-00-002	01/25/21	\$ 7,435,889	\$ -	

Summary of New Construction Funding	Total (in Dollars)
Estimated State Grant (Column F)	\$ 699,920,461
Financial Hardship (Column G)	\$ 130,343,556
Total of Estimated State Grant and Financial Hardship	\$ 830,264,017

New Construction Funding	Estimated State Grant	Financial Hardship
Funding Sub-totals	\$ 684,378,794	\$ 130,343,556
Facility Hardship - Non-Seismic	\$ 7,435,889	\$ -
Funding Total	\$ 822,158,239	\$ -
Facility Hardship - Seismic	\$ 8,105,778	\$ -
Charter Schools	\$ -	\$ -

(a) Represents estimated state share of project including excessive cost grants. Amounts shown have not been reviewed by OPSC for compliance with all School Facility Program requirements.

(b) Represents estimated financial hardship. Amounts shown have not been reviewed by OPSC for compliance with all School Facility Program requirements.

*Facility Hardship project requesting Seismic Mitigation Program funding.

** School districts have been notified that the Office of Public School Construction will begin processing the district's application in the near future.

*** These applications exceed the available bond authority. The applications were submitted prior to OPSC's notification to school districts to submit a school board resolution with the application.

**** Estimated State Grant is equal to the estimated State Share at the time the application was submitted.

SFP APPLICATIONS
 Modernization School Facilities Program
 - Workload as of January 31, 2021 -

District	County	Site Name	Application Number	OPSC Date Received	Estimated State Grant (a)	Financial Hardship (b)	Notification Occurred**
Los Angeles Unified	Los Angeles	El Sereno Middle	57/64733-34-016	07/18/17	\$ 467,371	\$ -	9/4/2019
San Marino Unified	Los Angeles	Huntington Middle	57/64964-00-008	12/20/17	\$ 2,431,828	\$ -	3/4/2020
Hayward Unified	Alameda	Tennyson High	57/61192-00-004	12/28/17	\$ 2,954,628	\$ -	3/4/2020
San Ramon Valley Unified	Contra Costa	Stone Valley Middle	57/61804-00-032	01/17/18	\$ 4,133,251	\$ -	3/4/2020
Los Angeles Unified	Los Angeles	George Washington Carver Middle	57/64733-00-640	02/07/18	\$ 4,864,058	\$ -	3/4/2020
Los Angeles Unified	Los Angeles	First Street Elementary	57/64733-00-642	02/12/18	\$ 2,634,671	\$ -	4/2/2020
San Diego Unified	San Diego	University City High	57/68338-00-230	02/13/18	\$ 12,621,539	\$ -	4/2/2020
Twin Rivers Unified	Sacramento	Westside Elementary	57/76505-00-056	02/16/18	\$ 1,170,571	\$ -	4/2/2020
Los Angeles Unified	Los Angeles	Nobel Junior Magnet Center	57/64733-00-644	02/20/18	\$ 2,641,139	\$ -	4/2/2020
Los Angeles Unified	Los Angeles	Albion Street Elementary	57/64733-00-647	02/20/18	\$ 2,199,699	\$ -	4/2/2020
Los Angeles Unified	Los Angeles	Edwin Markham Middle	57/64733-00-648	02/20/18	\$ 2,487,925	\$ -	4/2/2020
Los Angeles Unified	Los Angeles	Florence Nightingale Middle	57/64733-08-007	02/20/18	\$ 2,028,913	\$ -	4/2/2020
Los Angeles Unified	Los Angeles	Haddon Avenue Elementary	57/64733-28-017	02/20/18	\$ 536,406	\$ -	4/2/2020
Los Angeles Unified	Los Angeles	Glenn Hammond Curtiss Middle	57/64733-32-023	02/20/18	\$ 930,225	\$ -	4/2/2020
Los Angeles Unified	Los Angeles	Wilmington Middle	57/64733-32-025	02/20/18	\$ 1,404,708	\$ -	4/2/2020
Los Angeles Unified	Los Angeles	Jordan High School Magnet	57/64733-68-008	02/20/18	\$ 2,284,577	\$ -	4/2/2020
Twin Rivers Unified	Sacramento	Rio Linda High	57/76505-00-057	02/20/18	\$ 1,687,709	\$ -	4/2/2020
Kentfield Elementary	Marin	Adaline E Kent Middle	57/65334-00-003	02/26/18	\$ 1,206,043	\$ -	4/2/2020
Los Angeles Unified	Los Angeles	Robert F Kennedy Elementary	57/64733-00-649	02/27/18	\$ 526,280	\$ -	4/2/2020
Los Angeles Unified	Los Angeles	Sixty-Eighth Street Elementary	57/64733-00-650	02/27/18	\$ 1,012,789	\$ -	4/2/2020
Los Angeles Unified	Los Angeles	Ulysses S Grant Senior High	57/64733-00-651	02/27/18	\$ 2,313,254	\$ -	4/2/2020
Los Angeles Unified	Los Angeles	Bell Senior High	57/64733-00-652	02/27/18	\$ 2,904,452	\$ -	4/2/2020
San Ramon Valley Unified	Contra Costa	California High	57/61804-00-033	03/01/18	\$ 920,156	\$ -	4/2/2020
Irvine Unified	Orange	Eastshore Elementary	57/73650-00-027	03/02/18	\$ 694,305	\$ -	4/2/2020
Irvine Unified	Orange	Springbrook Elementary	57/73650-00-028	03/02/18	\$ 3,097,577	\$ -	4/2/2020
Irvine Unified	Orange	Westpark Elementary	57/73650-00-029	03/02/18	\$ 3,415,758	\$ -	4/2/2020
Los Angeles Unified	Los Angeles	Rowan Avenue Elementary	57/64733-00-653	03/07/18	\$ 3,054,459	\$ -	4/2/2020
Los Angeles Unified	Los Angeles	Kester Avenue Elementary	57/64733-00-654	03/07/18	\$ 837,340	\$ -	4/2/2020
Los Angeles Unified	Los Angeles	Chandler Elementary School	57/64733-00-655	03/07/18	\$ 552,849	\$ -	4/2/2020
Los Angeles Unified	Los Angeles	Locke High School	57/64733-00-656	03/07/18	\$ 2,788,345	\$ -	4/2/2020
Los Angeles Unified	Los Angeles	Eagle Rock High	57/64733-00-657	03/07/18	\$ 5,881,556	\$ -	4/2/2020
Los Angeles Unified	Los Angeles	Woodrow Wilson Senior High	57/64733-00-658	03/07/18	\$ 3,778,899	\$ -	4/2/2020
Los Angeles Unified	Los Angeles	John F Kennedy High	57/64733-00-659	03/07/18	\$ 1,186,141	\$ -	4/2/2020
Los Angeles Unified	Los Angeles	John Marshall Senior High	57/64733-12-010	03/07/18	\$ 2,007,360	\$ -	4/2/2020
Los Angeles Unified	Los Angeles	Western Avenue Elementary	57/64733-25-011	03/07/18	\$ 3,032,859	\$ -	4/2/2020
Los Angeles Unified	Los Angeles	Gault Street Elementary	57/64733-37-007	03/07/18	\$ 370,632	\$ -	4/2/2020
Los Angeles Unified	Los Angeles	Bonita Street Elementary	57/64733-54-026	03/07/18	\$ 572,611	\$ -	4/2/2020
South San Francisco Unified	San Mateo	Monte Verde Elementary	57/69070-00-016	03/09/18	\$ 983,845	\$ -	10/1/2020
Delano Union Elementary	Kern	Del Vista Elementary	57/63404-00-003	03/13/18	\$ 3,013,353	\$ 2,008,902	10/1/2020
Dinuba Unified	Tulare	Roosevelt Elementary	57/75531-00-011	03/13/18	\$ 1,548,789	\$ 1,032,526	10/1/2020
Los Angeles Unified	Los Angeles	McKinley Avenue Elementary	57/64733-00-660	03/14/18	\$ 348,676	\$ -	10/1/2020
Los Angeles Unified	Los Angeles	Taft (William Howard) High	57/64733-00-661	03/14/18	\$ 721,067	\$ -	10/1/2020
Los Angeles Unified	Los Angeles	Benjamin Franklin Senior High	57/64733-00-662	03/14/18	\$ 797,799	\$ -	10/1/2020
Los Angeles Unified	Los Angeles	Hollywood Senior High	57/64733-00-663	03/14/18	\$ 6,482,058	\$ -	10/1/2020
Los Angeles Unified	Los Angeles	Reseda Elementary	57/64733-00-664	03/14/18	\$ 1,482,368	\$ -	10/1/2020
Los Angeles Unified	Los Angeles	James Monroe High	57/64733-00-665	03/14/18	\$ 2,292,973	\$ -	10/1/2020
Los Angeles Unified	Los Angeles	South Gate Middle	57/64733-16-012	03/14/18	\$ 1,154,193	\$ -	10/1/2020
Los Angeles Unified	Los Angeles	Van Nuys Senior High	57/64733-27-010	03/14/18	\$ 6,339,910	\$ -	10/1/2020
Los Angeles Unified	Los Angeles	Grover Cleveland High	57/64733-41-007	03/14/18	\$ 4,262,185	\$ -	10/1/2020
Los Angeles Unified	Los Angeles	Pacific Boulevard	57/64733-74-002	03/14/18	\$ 747,956	\$ -	10/1/2020
Gerber Union Elementary	Tehama	Gerber Elementary	57/71548-00-002	03/15/18	\$ 116,939	\$ 77,959	10/1/2020
Twin Rivers Unified	Sacramento	Madison Elementary	57/76505-00-058	03/15/18	\$ 1,189,769	\$ -	10/1/2020
Temecula Valley Unified	Riverside	Paloma Elementary	57/75192-00-010	03/20/18	\$ 1,520,714	\$ -	11/1/2020
Temecula Valley Unified	Riverside	Red Hawk Elementary	57/75192-00-011	03/20/18	\$ 2,813,360	\$ -	11/1/2020
Temecula Valley Unified	Riverside	Pauba Valley Elementary	57/75192-00-012	03/20/18	\$ 1,520,714	\$ -	11/1/2020
Long Beach Unified	Los Angeles	Roosevelt Elementary	57/64725-00-041	03/21/18	\$ 6,227,165	\$ -	11/1/2020
Los Angeles Unified	Los Angeles	Balboa Gifted/High Ability Magnet Elementary	57/64733-00-667	03/21/18	\$ 784,830	\$ -	11/1/2020
Los Angeles Unified	Los Angeles	Millikan Middle	57/64733-00-668	03/21/18	\$ 956,714	\$ -	11/1/2020
Los Angeles Unified	Los Angeles	Lull Special Education	57/64733-00-669	03/21/18	\$ 696,153	\$ -	11/1/2020
Los Angeles Unified	Los Angeles	52nd Street Elementary	57/64733-00-670	03/21/18	\$ 2,152,602	\$ -	11/1/2020
Los Angeles Unified	Los Angeles	Belmont Senior High	57/64733-11-014	03/21/18	\$ 2,606,931	\$ -	11/1/2020
Mother Lode Union Elementary	El Dorado	Indian Creek Elementary	57/61929-00-005	03/22/18	\$ 2,336,628	\$ -	11/1/2020

SFP APPLICATIONS
 Modernization School Facilities Program
 - Workload as of January 31, 2021 -

District	County	Site Name	Application Number	OPSC Date Received	Estimated State Grant (a)	Financial Hardship (b)	Notification Occurred**
Waugh Elementary	Sonoma	Meadow Elementary	5770995-00-001	03/22/18	\$ 1,033,178	\$ -	11/1/2020
Benicia Unified	Solano	Joe Henderson Elementary	5770524-00-010	03/23/18	\$ 724,721	\$ -	11/1/2020
Benicia Unified	Solano	Benicia Middle	5770524-00-011	03/26/18	\$ 830,584	\$ -	11/1/2020
Benicia Unified	Solano	Matthew Turner Elementary	5770524-00-012	03/26/18	\$ 787,575	\$ -	11/1/2020
Los Angeles Unified	Los Angeles	El Camino Real High	57/64733-44-006	03/28/18	\$ 1,071,828	\$ -	11/1/2020
Livingston Union	Merced	Campus Park Elementary	57/65748-00-003	03/28/18	\$ 1,398,819	\$ -	11/1/2020
Livingston Union	Merced	Selma Herndon Elementary	57/65748-00-004	03/28/18	\$ 1,233,166	\$ -	11/1/2020
Livingston Union	Merced	Yamato Colony Elementary	57/65748-00-005	03/28/18	\$ 2,686,921	\$ -	11/1/2020
Cutler-Orosi Joint Unified	Tulare	Palm Elementary	5771860-00-010	03/28/18	\$ 1,020,048	\$ -	11/1/2020
Cutler-Orosi Joint Unified	Tulare	Golden Valley Elementary	5771860-00-011	03/28/18	\$ 3,172,443	\$ -	11/1/2020
Cutler-Orosi Joint Unified	Tulare	El Monte Middle	5771860-00-012	03/28/18	\$ 1,744,081	\$ -	11/1/2020
Dublin Unified	Alameda	Dublin High	5775093-00-010	03/28/18	\$ 9,246,629	\$ -	11/1/2020
Temple City Unified	Los Angeles	Longden Elementary	57/65052-00-012	03/30/18	\$ 4,207,743	\$ -	11/1/2020
Alvord Unified	Riverside	Valley View Elementary	57/66977-00-019	03/30/18	\$ 1,134,030	\$ -	11/1/2020
Santa Ynez Valley Union High	Santa Barbara	Santa Ynez Valley Union High	57/69328-00-002	03/30/18	\$ 9,690,985	\$ -	11/1/2020
Delano Union Elementary	Kern	Albany Park Elementary	57/63404-00-004	04/02/18	\$ 2,143,037	\$ 1,428,691	11/1/2020
Delano Union Elementary	Kern	Nueva Vista Language Academy	57/63404-00-005	04/02/18	\$ 2,479,934	\$ 1,653,289	11/1/2020
Standard Elementary	Kern	Standard Middle	57/63792-00-002	04/02/18	\$ 6,160,251	\$ -	11/1/2020
Buckeye Union Elementary	El Dorado	Blue Oak Elementary	57/61838-00-008	04/03/18	\$ 2,975,476	\$ -	11/1/2020
Los Angeles Unified	Los Angeles	Venice Senior High	57/64733-00-671	04/04/18	\$ 7,404,266	\$ -	11/1/2020
Los Angeles Unified	Los Angeles	San Fernando Middle	57/64733-28-016	04/04/18	\$ 2,280,771	\$ -	11/1/2020
Benicia Unified	Solano	Mary Farmar Elementary	5770524-00-013	04/05/18	\$ 728,292	\$ -	11/1/2020
Benicia Unified	Solano	Robert Semple Elementary	5770524-00-014	04/05/18	\$ 728,292	\$ -	11/1/2020
Los Angeles Unified	Los Angeles	Los Angeles Center for Enriched Studies	57/64733-00-672	04/11/18	\$ 3,988,704	\$ -	12/1/2020
San Bernardino City Unified	San Bernardino	San Andreas High	57/67876-00-107	04/11/18	\$ 646,695	\$ -	12/1/2020
Irvine Unified	Orange	Rancho San Joaquin Middle	5773650-00-030	04/11/18	\$ 543,617	\$ -	12/1/2020
Coalinga-Huron Unified	Fresno	Huron Elementary	57/62125-00-008	04/13/18	\$ 3,663,751	\$ -	12/1/2020
Davis Joint Unified	Yolo	Davis Senior High	5772678-00-014	04/13/18	\$ 1,399,278	\$ -	12/1/2020
Benicia Unified	Solano	Benicia High	5770524-00-015	04/16/18	\$ 3,765,446	\$ -	12/1/2020
Fullerton Joint Union High	Orange	Sunny Hills High	57/66514-00-019	04/17/18	\$ 98,846	\$ -	12/1/2020
Fullerton Joint Union High	Orange	Troy High	57/66514-00-020	04/17/18	\$ 1,713,218	\$ -	12/1/2020
Los Angeles Unified	Los Angeles	Chatsworth High	57/64733-00-673	04/18/18	\$ 4,929,033	\$ -	12/1/2020
Los Angeles Unified	Los Angeles	Lorena Street Elementary	57/64733-00-674	04/18/18	\$ 1,037,103	\$ -	12/1/2020
Los Angeles Unified	Los Angeles	Banning (Phineas) Senior High	57/64733-32-024	04/18/18	\$ 1,041,187	\$ -	12/1/2020
Clay Joint Elementary	Fresno	Clay Elementary	57/62109-00-003	04/19/18	\$ 772,104	\$ -	12/1/2020
Elk Grove Unified	Sacramento	Elk Grove Elementary	57/67314-00-025	04/23/18	\$ 1,016,091	\$ -	12/1/2020
Tahoe-Truckee Unified	Placer	Glenshire Elementary	57/66944-00-014	04/24/18	\$ 837,536	\$ -	12/1/2020
Sacramento City Unified	Sacramento	C K McClatchy High	57/67439-00-076	04/24/18	\$ 2,545,153	\$ -	12/1/2020
South San Francisco Unified	San Mateo	South San Francisco High	57/69070-00-017	04/24/18	\$ 746,113	\$ -	12/1/2020
Cupertino Union	Santa Clara	Cupertino Middle	57/69419-00-026	04/24/18	\$ 3,096,480	\$ -	12/1/2020
Cupertino Union	Santa Clara	Manuel De Vargas Elementary	57/69419-00-027	04/24/18	\$ 632,641	\$ -	12/1/2020
Cupertino Union	Santa Clara	Montclair Elementary	57/69419-00-028	04/24/18	\$ 647,975	\$ -	12/1/2020
Golden Plains Unified	Fresno	Tranquillity High	5775234-00-005	04/24/18	\$ 1,386,105	\$ -	12/1/2020
Los Angeles Unified	Los Angeles	Verdugo Hills Senior High	57/64733-00-675	04/25/18	\$ 2,416,917	\$ -	12/1/2020
Los Angeles Unified	Los Angeles	Gridley Street Elementary	57/64733-00-676	04/25/18	\$ 1,095,306	\$ -	12/1/2020
Los Angeles Unified	Los Angeles	Sylmar Senior High	57/64733-00-677	04/25/18	\$ 866,850	\$ -	12/1/2020
Los Angeles Unified	Los Angeles	Taft (William Howard) Senior High	57/64733-00-678	04/25/18	\$ 1,124,582	\$ -	12/1/2020
Los Angeles Unified	Los Angeles	Reseda Elementary	57/64733-00-679	04/25/18	\$ 685,352	\$ -	12/1/2020
Los Angeles Unified	Los Angeles	Coldwater Canyon Elementary	57/64733-00-680	04/25/18	\$ 3,245,312	\$ -	12/1/2020
Los Angeles Unified	Los Angeles	Thomas Jefferson Senior High	57/64733-13-010	04/25/18	\$ 1,883,555	\$ -	12/1/2020
Los Angeles Unified	Los Angeles	Carson Senior High	57/64733-54-027	04/25/18	\$ 6,125,746	\$ -	12/1/2020
Lakeport Unified	Lake	Clear Lake High	57/64030-00-008	04/26/18	\$ 784,683	\$ -	12/1/2020
Black Butte Union Elementary	Shasta	Black Butte Elementary	57/69880-00-003	05/01/18	\$ 796,401	\$ -	12/1/2020
Los Angeles Unified	Los Angeles	Annalee Avenue Elementary	57/64733-00-681	05/02/18	\$ 668,195	\$ -	1/4/2021
Los Angeles Unified	Los Angeles	Alexander Hamilton Senior High	57/64733-00-682	05/02/18	\$ 1,207,579	\$ -	1/4/2021
Los Angeles Unified	Los Angeles	Walter Reed Middle	57/64733-00-683	05/02/18	\$ 1,630,748	\$ -	1/4/2021
Los Angeles Unified	Los Angeles	Downtown Business High	57/64733-00-684	05/02/18	\$ 5,096,247	\$ -	1/4/2021
Los Angeles Unified	Los Angeles	Joseph Le Conte Middle	57/64733-00-685	05/02/18	\$ 609,079	\$ -	1/4/2021
Las Virgenes Unified	Los Angeles	Lupin Hill Elementary	57/64683-00-010	05/03/18	\$ 907,224	\$ -	1/4/2021
Centinel Valley Union High	Los Angeles	Lawndale High	57/64352-00-007	05/04/18	\$ 1,666,540	\$ -	1/4/2021
Golden Plains Unified	Fresno	Helm Elementary	5775234-00-006	05/04/18	\$ 273,216	\$ -	1/4/2021
South San Francisco Unified	San Mateo	Spruce Elementary	57/69070-00-018	05/07/18	\$ 963,293	\$ -	1/4/2021

SFP APPLICATIONS
 Modernization School Facilities Program
 - Workload as of January 31, 2021 -

District	County	Site Name	Application Number	OPSC Date Received	Estimated State Grant (a)	Financial Hardship (b)	Notification Occurred**
South San Francisco Unified	San Mateo	Ponderosa Elementary	57/69070-00-019	05/07/18	\$ 667,709	\$ -	1/4/2021
Cupertino Union	Santa Clara	Nelson S Dilworth Elementary	57/69419-00-029	05/07/18	\$ 510,003	\$ -	1/4/2021
Soquel Union Elementary	Santa Cruz	Soquel Elementary	57/69849-00-006	05/07/18	\$ 227,584	\$ -	1/4/2021
Soquel Union Elementary	Santa Cruz	Santa Cruz Gardens Elementary	57/69849-00-007	05/07/18	\$ 45,993	\$ -	1/4/2021
Soquel Union Elementary	Santa Cruz	Main Street Elementary	57/69849-00-008	05/07/18	\$ 484,424	\$ -	1/4/2021
Kelseyville Unified	Lake	Kelseyville High	57/64014-00-002	05/08/18	\$ 3,235,923	\$ -	1/4/2021
Visalia Unified	Tulare	Goshen Elementary	57/72256-00-023	05/08/18	\$ 1,637,692	\$ -	1/4/2021
Visalia Unified	Tulare	Mt Whitney High	57/72256-00-024	05/08/18	\$ 1,606,243	\$ -	1/4/2021
Visalia Unified	Tulare	Redwood High	57/72256-00-025	05/08/18	\$ 673,562	\$ -	1/4/2021
Visalia Unified	Tulare	Royal Oaks Elementary	57/72256-00-026	05/08/18	\$ 859,384	\$ -	1/4/2021
Norwalk-La Mirada Unified	Los Angeles	Julia B Morrison Elementary	57/64840-00-030	05/10/18	\$ 178,787	\$ -	1/4/2021
Oxnard	Ventura	Harrington Elementary	57/72538-00-027	05/10/18	\$ 584,890	\$ -	1/4/2021
Irvine Unified	Orange	Brywood Elementary	57/73650-00-031	05/10/18	\$ 2,870,668	\$ -	1/4/2021
Hollister	San Benito	Rancho San Justo	57/67470-00-003	05/11/18	\$ 1,567,920	\$ -	1/4/2021
Willows Unified	Glenn	Willows High	57/62661-00-005	05/15/18	\$ 2,842,688	\$ -	1/4/2021
Los Angeles Unified	Los Angeles	Logan Street Elementary	57/64733-00-686	05/15/18	\$ 656,134	\$ -	1/4/2021
Los Angeles Unified	Los Angeles	Humphreys Avenue Elementary	57/64733-00-687	05/15/18	\$ 6,897,346	\$ -	1/4/2021
Los Angeles Unified	Los Angeles	Audubon Middle	57/64733-00-688	05/15/18	\$ 3,835,933	\$ -	1/4/2021
Los Angeles Unified	Los Angeles	Francisco Bravo Medical Magnet High	57/64733-00-689	05/15/18	\$ 1,895,608	\$ -	1/4/2021
Los Angeles Unified	Los Angeles	Loyola Village Elementary	57/64733-00-690	05/15/18	\$ 561,038	\$ -	1/4/2021
Los Angeles Unified	Los Angeles	Theodore Roosevelt Senior High	57/64733-05-018	05/15/18	\$ 2,530,954	\$ -	1/4/2021
Barstow Unified	San Bernardino	Skyline North Elementary	57/67611-00-002	05/16/18	\$ 2,775,233	\$ -	1/4/2021
Twin Rivers Unified	Sacramento	Pacific Career and Technology High	57/76505-00-059	05/16/18	\$ 2,455,163	\$ -	1/4/2021
Twin Rivers Unified	Sacramento	Hazel Strauch Elementary	57/76505-00-060	05/16/18	\$ 1,475,739	\$ -	1/4/2021
Twin Rivers Unified	Sacramento	Sierra View Elementary	57/76505-00-061	05/16/18	\$ 662,000	\$ -	1/4/2021
Twin Rivers Unified	Sacramento	Pioneer Elementary	57/76505-00-062	05/16/18	\$ 1,116,763	\$ -	1/4/2021
Twin Rivers Unified	Sacramento	Kohler Elementary	57/76505-00-063	05/16/18	\$ 540,891	\$ -	1/4/2021
Coalinga-Huron Unified	Fresno	Sunset Elementary	57/62125-00-009	05/17/18	\$ 1,901,985	\$ -	1/4/2021
Coalinga-Huron Unified	Fresno	Henry F Bishop Elementary	57/62125-00-010	05/17/18	\$ 654,137	\$ -	1/4/2021
Hollister	San Benito	Gabilan Hills	57/67470-00-004	05/17/18	\$ 896,187	\$ -	1/4/2021
Gravenstein Union Elementary	Sonoma	Gravenstein Elementary	57/70714-00-003	05/17/18	\$ 2,144,261	\$ -	1/4/2021
Wasco Union Elementary	Kern	Palm Avenue Elementary	57/63842-00-004	05/21/18	\$ 949,748	\$ 633,165	2/1/2021
Elk Grove Unified	Sacramento	Union House Elementary	57/67314-00-026	05/21/18	\$ 1,603,056	\$ -	2/1/2021
Tustin Unified	Orange	Robert Heideman Elementary	57/73643-00-022	05/21/18	\$ 2,913,416	\$ -	2/1/2021
Konocti Unified	Lake	Konocti Education Center	57/64022-00-012	05/22/18	\$ 872,113	\$ -	2/1/2021
Los Angeles Unified	Los Angeles	Charles Macley Middle	57/64733-00-691	05/22/18	\$ 2,688,503	\$ -	2/1/2021
Los Angeles Unified	Los Angeles	Forty-Ninth Street Elementary	57/64733-00-692	05/22/18	\$ 551,314	\$ -	2/1/2021
Los Angeles Unified	Los Angeles	Apperson Street Elementary	57/64733-00-693	05/22/18	\$ 838,001	\$ -	2/1/2021
Los Angeles Unified	Los Angeles	Los Angeles High	57/64733-00-694	05/22/18	\$ 3,975,731	\$ -	2/1/2021
Los Angeles Unified	Los Angeles	Garden Grove Elementary	57/64733-00-695	05/22/18	\$ 711,536	\$ -	2/1/2021
Round Valley Unified	Mendocino	Round Valley High	57/65607-00-001	05/22/18	\$ 1,003,579	\$ -	2/1/2021
Round Valley Unified	Mendocino	Round Valley Elementary	57/65607-00-002	05/22/18	\$ 1,554,144	\$ -	2/1/2021
Jurupa Unified	Riverside	Glen Avon Elementary	57/67090-00-015	05/22/18	\$ 3,271,033	\$ -	2/1/2021
Grossmont Union High	San Diego	Valhalla High	57/68130-12-001	05/22/18	\$ 424,477	\$ -	2/1/2021
San Dieguito Union High	San Diego	Torrey Pines High	57/68346-00-007	05/22/18	\$ 13,663,077	\$ -	2/1/2021
Morgan Hill Unified	Santa Clara	Paradise Valley Engineering Academy	57/69583-00-012	05/22/18	\$ 2,318,970	\$ -	2/1/2021
Morgan Hill Unified	Santa Clara	Paradise Valley Engineering Academy	57/69583-00-013	05/22/18	\$ 614,091	\$ -	2/1/2021
Oxnard	Ventura	Lemonwood Elementary	57/72538-00-028	05/24/18	\$ 818,846	\$ -	2/1/2021
Elk Grove Unified	Sacramento	John Reith Elementary	57/67314-00-027	05/25/18	\$ 2,635,486	\$ -	2/1/2021
Los Angeles Unified	Los Angeles	Emerson (Ralph Waldo) Junior M	57/64733-00-696	05/29/18	\$ 1,002,746	\$ -	2/1/2021
Los Angeles Unified	Los Angeles	Johnnie Cochran, Jr. Middle	57/64733-00-697	05/29/18	\$ 2,116,017	\$ -	2/1/2021
Los Angeles Unified	Los Angeles	North Hollywood Senior High	57/64733-22-014	05/29/18	\$ 3,567,845	\$ -	2/1/2021
West Covina Unified	Los Angeles	West Covina High	57/65094-00-014	05/30/18	\$ 4,443,279	\$ -	2/1/2021
San Juan Unified	Sacramento	Fair Oaks Elementary	57/67447-00-063	05/30/18	\$ 1,347,587	\$ -	2/1/2021
Hollister	San Benito	R O Hardin Elementary	57/67470-00-005	05/30/18	\$ 4,306,262	\$ -	2/1/2021
Atascadero Unified	San Luis Obispo	Santa Margarita Elementary	57/68700-00-007	05/30/18	\$ 2,043,520	\$ -	2/1/2021
Santa Ana Unified	Orange	Washington Elementary	57/66670-00-053	05/31/18	\$ 4,236,001	\$ -	2/1/2021
Cambrian	Santa Clara	Ida Price Middle	57/69385-00-014	06/04/18	\$ 2,259,551	\$ -	2/1/2021
Cambrian	Santa Clara	Steindorf STEAM K-8 Magnet	57/69385-00-015	06/04/18	\$ 2,739,367	\$ -	2/1/2021
Cambrian	Santa Clara	Bagby Elementary	57/69385-00-016	06/04/18	\$ 410,783	\$ -	2/1/2021
Cambrian	Santa Clara	Farnham Elementary	57/69385-00-017	06/04/18	\$ 874,369	\$ -	2/1/2021
Cambrian	Santa Clara	Fammatre Elementary	57/69385-00-018	06/04/18	\$ 884,080	\$ -	2/1/2021

SFP APPLICATIONS
 Modernization School Facilities Program
 - Workload as of January 31, 2021 -

District	County	Site Name	Application Number	OPSC Date Received	Estimated State Grant (a)	Financial Hardship (b)	Notification Occurred**
Dublin Unified	Alameda	Murray Elementary	57/75093-00-011	06/05/18	\$ 2,238,407	\$ -	2/1/2021
Clovis Unified	Fresno	Lincoln Elementary	57/62117-00-057	06/06/18	\$ 616,620	\$ -	2/1/2021
Dublin Unified	Alameda	Wells Middle	57/75093-00-012	06/06/18	\$ 1,048,020	\$ -	2/1/2021
Dublin Unified	Alameda	Wells Middle	57/75093-00-013	06/06/18	\$ 1,870,401	\$ -	2/1/2021
Dublin Unified	Alameda	Dublin Elementary	57/75093-00-014	06/06/18	\$ 2,924,401	\$ -	2/1/2021
Galt Joint Union High	Sacramento	Galt High	57/67355-00-002	06/08/18	\$ 4,162,983	\$ -	-
San Bernardino City Unified	San Bernardino	San Bernardino High	57/67876-00-108	06/12/18	\$ 2,511,541	\$ -	-
Los Angeles Unified	Los Angeles	Cienega Elementary	57/64733-00-698	06/13/18	\$ 1,370,920	\$ -	-
Los Angeles Unified	Los Angeles	Canoga Park Senior High	57/64733-00-699	06/13/18	\$ 4,964,944	\$ -	-
Los Angeles Unified	Los Angeles	Harrison Street Elementary	57/64733-00-700	06/13/18	\$ 1,024,516	\$ -	-
Riverdale Joint Unified	Fresno	Riverdale Elementary	57/75408-00-006	06/14/18	\$ 690,356	\$ -	-
Tracy Joint Unified	San Joaquin	Central Elementary	57/75499-00-012	06/14/18	\$ 2,987,345	\$ -	-
Solana Beach Elementary	San Diego	Solana Highlands Elementary	57/68387-00-003	06/15/18	\$ 2,573,516	\$ -	-
Barstow Unified	San Bernardino	Barstow Fine Arts Academy (formerly Barstow Intermediate)	57/67611-00-003	06/18/18	\$ 4,053,288	\$ -	-
Pleasant View Elementary	Tulare	Pleasant View Elementary	57/72058-00-002	06/18/18	\$ 1,278,676	\$ 852,451	-
Twin Rivers Unified	Sacramento	Harmon Johnson Elementary	57/76505-00-064	06/19/18	\$ 4,102,973	\$ -	-
Centralia Elementary	Orange	George B Miller Elementary	57/66472-00-011	06/22/18	\$ 332,218	\$ -	-
Centralia Elementary	Orange	Raymond Temple Elementary	57/66472-00-012	06/22/18	\$ 687,831	\$ -	-
Grossmont Union High	San Diego	El Cajon Valley High	57/68130-00-028	06/22/18	\$ 3,143,831	\$ -	-
Sweetwater Union High	San Diego	Bonita Vista Middle	57/68411-00-049	06/25/18	\$ 1,419,295	\$ -	-
San Marcos Unified	San Diego	La Costa Meadows Elementary	57/73791-00-008	06/25/18	\$ 4,494,708	\$ -	-
Colton Joint Unified	San Bernardino	Michael D'Arcy Elementary	57/67686-00-025	06/26/18	\$ 607,820	\$ -	-
San Ramon Valley Unified	Contra Costa	California High	57/61804-00-034	06/28/18	\$ 3,194,794	\$ -	-
Clovis Unified	Fresno	Alta Sierra Intermediate	57/62117-00-058	06/28/18	\$ 4,357,733	\$ -	-
Santa Ana Unified	Orange	Garfield Elementary	57/66670-00-054	06/28/18	\$ 3,245,002	\$ -	-
Grossmont Union High	San Diego	West Hills High	57/68130-00-029	06/28/18	\$ 6,613,614	\$ -	-
Rescue Union Elementary	El Dorado	Lake Forest Elementary	57/61978-00-004	06/29/18	\$ 1,988,626	\$ -	-
Western Placer Unified	Placer	Glen Edwards Middle	57/66951-00-003	06/29/18	\$ 5,187,814	\$ -	-
Wright Elementary	Sonoma	J X Wilson Elementary	57/71035-00-003	07/03/18	\$ 290,190	\$ -	-
Hydesville Elementary	Humboldt	Hydesville Elementary	57/62885-00-002	07/06/18	\$ 259,295	\$ -	-
Elk Grove Unified	Sacramento	Samuel Jackman Middle	57/67314-00-028	07/09/18	\$ 3,294,373	\$ -	-
Elk Grove Unified	Sacramento	Eddy Middle School	57/67314-00-029	07/09/18	\$ 4,124,718	\$ -	-
Elk Grove Unified	Sacramento	David Reese Elementary	57/67314-00-030	07/09/18	\$ 1,585,986	\$ -	-
Elk Grove Unified	Sacramento	Jackson Elementary	57/67314-00-031	07/09/18	\$ 1,792,428	\$ -	-
Elk Grove Unified	Sacramento	Florin Elementary	57/67314-00-032	07/10/18	\$ 2,821,509	\$ -	-
Los Angeles Unified	Los Angeles	Dodson Middle School	57/64733-20-020	07/11/18	\$ 2,394,270	\$ -	-
Muroc Joint Unified	Kern	Boron Junior-Senior High	57/63685-00-010	07/12/18	\$ 3,108,287	\$ -	-
Del Norte County Unified	Del Norte	Joe Hamilton Elementary	57/61820-00-007	07/13/18	\$ 500,295	\$ -	-
Golden Plains Unified	Fresno	San Joaquin Elementary	57/75234-00-007	07/13/18	\$ 3,776,997	\$ -	-
Imperial County Office of Education	Imperial	De Anza 9th Grade Academy	57/10132-00-002	07/16/18	\$ 319,723	\$ 213,149	-
Elk Grove Unified	Sacramento	Florin High	57/67314-00-033	07/16/18	\$ 6,021,182	\$ -	-
Solana Beach Elementary	San Diego	Skyline Elementary	57/68387-00-004	07/17/18	\$ 591,537	\$ -	-
Firebaugh-Las Deltas Unified	Fresno	Firebaugh Middle	57/73809-00-006	07/17/18	\$ 513,079	\$ -	-
Norwalk-La Mirada Unified	Los Angeles	Los Alisos Middle	57/64840-00-031	07/18/18	\$ 1,508,943	\$ -	-
Fountain Valley Elementary	Orange	Masuda (Kazuo) Middle	57/66498-00-012	07/19/18	\$ 2,829,122	\$ -	-
La Honda-Pescadero Unified	San Mateo	La Honda Elementary	57/68940-00-001	07/19/18	\$ 769,626	\$ -	-
Sequoia Union High	San Mateo	Sequoia High	57/69062-00-038	07/19/18	\$ 2,850,756	\$ -	-
Franklin-McKinley Elementary	Santa Clara	Windmill Springs Elementary	57/69450-00-011	07/19/18	\$ 2,646,603	\$ -	-
Franklin-McKinley Elementary	Santa Clara	Windmill Springs Elementary	57/69450-00-012	07/19/18	\$ 577,483	\$ -	-
Torrance Unified	Los Angeles	Edward J Richardson Middle	57/65060-00-046	07/20/18	\$ 855,104	\$ -	-
Ocean View Elementary	Orange	Westmont Elementary	57/66613-00-023	07/20/18	\$ 148,414	\$ -	-
William S. Hart Union High	Los Angeles	Sierra Vista Junior High	57/65136-00-011	07/24/18	\$ 121,354	\$ -	-
Fullerton Joint Union High	Orange	La Habra High	57/66514-00-021	07/24/18	\$ 964,915	\$ -	-
Atascadero Unified	San Luis Obispo	Atascadero High	57/68700-00-008	07/24/18	\$ 1,343,650	\$ -	-
Fairfield-Suisun Unified	Solano	Fairview Elementary	57/70540-00-018	07/24/18	\$ 2,802,793	\$ -	-
Fairfield-Suisun Unified	Solano	Grange Middle	57/70540-00-019	07/24/18	\$ 1,245,177	\$ -	-
Dublin Unified	Alameda	Dublin Elementary	57/75093-00-015	07/24/18	\$ 1,034,478	\$ -	-
Norwalk-La Mirada Unified	Los Angeles	Arlie F Hutchinson Middle	57/64840-00-032	07/26/18	\$ 790,339	\$ -	-
Norwalk-La Mirada Unified	Los Angeles	Gardenhill Elementary	57/64840-00-033	07/26/18	\$ 197,889	\$ -	-
Garden Grove Unified	Orange	Merton E Hill Elementary	57/66522-00-087	07/26/18	\$ 228,917	\$ -	-
Garden Grove Unified	Orange	C C Violette Elementary	57/66522-00-088	07/26/18	\$ 697,426	\$ -	-
Garden Grove Unified	Orange	Heritage Elementary	57/66522-00-089	07/26/18	\$ 794,110	\$ -	-

SFP APPLICATIONS
 Modernization School Facilities Program
 - Workload as of January 31, 2021 -

District	County	Site Name	Application Number	OPSC Date Received	Estimated State Grant (a)	Financial Hardship (b)	Notification Occurred**
Oxnard Elementary	Ventura	Elm Street Elementary	57/72538-00-029	07/27/18	\$ 404,879	\$ -	
Oxnard Elementary	Ventura	McKinna Elementary	57/72538-00-030	07/27/18	\$ 467,912	\$ -	
Healdsburg Unified	Sonoma	Healdsburg Junior High	57/75390-00-003	07/30/18	\$ 2,573,598	\$ -	
Healdsburg Unified	Sonoma	Healdsburg High	57/75390-00-004	07/30/18	\$ 5,546,148	\$ -	
Barstow Unified	San Bernardino	Barstow Junior High	57/67611-00-004	07/31/18	\$ 5,061,294	\$ -	
Natomas Unified	Sacramento	Jefferson Elementary	57/75283-00-005	07/31/18	\$ 2,663,525	\$ -	
Los Angeles Unified	Los Angeles	Walnut Park Elementary	57/64733-00-701	08/01/18	\$ 454,404	\$ -	
Los Angeles Unified	Los Angeles	Fairfax Senior High	57/64733-00-702	08/01/18	\$ 1,160,178	\$ -	
Anaheim Union High	Orange	John F Kennedy High	57/66431-00-018	08/02/18	\$ 1,533,622	\$ -	
Anaheim Union High	Orange	John F Kennedy High	57/66431-00-019	08/02/18	\$ 1,942,357	\$ -	
Exeter Unified	Tulare	Wilson Middle	57/76836-00-001	08/02/18	\$ 988,148	\$ -	
Konocti Unified	Lake	Lower Lake Elementary	57/64022-00-013	08/06/18	\$ 2,618,613	\$ -	
Pomona Unified	Los Angeles	Alcott Elementary	57/64907-00-032	08/06/18	\$ 583,195	\$ -	
Pomona Unified	Los Angeles	Washington Elementary	57/64907-00-033	08/07/18	\$ 1,677,895	\$ -	
Newcastle Elementary	Placer	Newcastle Elementary	57/66852-00-002	08/07/18	\$ 756,513	\$ 504,342	
Los Nietos Elementary	Los Angeles	Los Nietos Middle	57/64758-00-005	08/08/18	\$ 4,492,891	\$ -	
Whittier City Elementary	Los Angeles	Walter F Dexter Middle	57/65110-00-014	08/08/18	\$ 4,321,829	\$ -	
Saddleback Valley Unified	Orange	Portola Hills Elementary	57/73635-00-040	08/08/18	\$ 4,443,161	\$ -	
Berkeley Unified	Alameda	John Muir Elementary	57/61143-00-018	08/09/18	\$ 2,594,312	\$ -	
Chico Unified	Butte	Neal Dow Elementary	57/61424-00-006	08/10/18	\$ 2,038,050	\$ -	
Chico Unified	Butte	Marigold Elementary	57/61424-00-007	08/10/18	\$ 2,585,715	\$ -	
Chico Unified	Butte	Loma Vista	57/61424-00-008	08/10/18	\$ 246,682	\$ -	
Chico Unified	Butte	Shasta Elementary	57/61424-00-009	08/10/18	\$ 2,133,364	\$ -	
San Antonio Union Elementary	Monterey	San Antonio Elementary	57/66167-00-002	08/13/18	\$ 196,390	\$ -	
Fruitvale Elementary	Kern	Discovery Elementary	57/63479-00-003	08/14/18	\$ 3,053,627	\$ -	
Fruitvale Elementary	Kern	Quailwood Elementary	57/63479-00-004	08/14/18	\$ 98,944	\$ -	
Fruitvale Elementary	Kern	Fruitvale Junior High	57/63479-00-005	08/14/18	\$ 944,020	\$ -	
Roberts Ferry Union Elementary	Stanislaus	Roberts Ferry Union Elementary	57/71233-00-002	08/15/18	\$ 53,085	\$ 35,390	
Willows Unified	Glenn	Willows Intermediate	57/62661-00-006	08/17/18	\$ 587,603	\$ -	
Willows Unified	Glenn	Murdock Elementary	57/62661-00-007	08/17/18	\$ 2,003,968	\$ -	
Santa Ana Unified	Orange	George Washington Carver Elementary	57/66670-00-055	08/17/18	\$ 2,972,873	\$ -	
Irvine Unified	Orange	Canyon View Elementary	57/73650-00-032	08/17/18	\$ 1,671,074	\$ -	
Hughson Unified	Stanislaus	Emilie J Ross Middle	57/75549-00-004	08/17/18	\$ 422,593	\$ -	
Hughson Unified	Stanislaus	Hughson Elementary	57/75549-00-005	08/17/18	\$ 1,813,478	\$ -	
Central Union Elementary	Kings	Akers Elementary	57/63883-00-001	08/22/18	\$ 3,604,760	\$ 2,403,173	
Central Union Elementary	Kings	R J Neutra Elementary	57/63883-00-002	08/22/18	\$ 334,924	\$ 223,283	
Central Union Elementary	Kings	Central Elementary	57/63883-00-003	08/22/18	\$ 210,870	\$ 140,580	
Central Union Elementary	Kings	Stratford Elementary	57/63883-00-004	08/22/18	\$ 204,582	\$ 136,388	
San Diego Union High	San Diego	San Dieguito High Academy	57/68346-00-008	08/23/18	\$ 5,284,508	\$ -	
Ballico-Cressey Elementary	Merced	Ballico Elementary	57/65649-00-001	08/24/18	\$ 1,457,146	\$ 971,431	
Ballico-Cressey Elementary	Merced	Cressey Elementary	57/65649-00-002	08/24/18	\$ 796,291	\$ 530,861	
Huntington Beach City Elementary	Orange	Ralph E Hawes Elementary	57/66530-00-019	08/24/18	\$ 878,806	\$ -	
Tahoe-Truckee Unified	Placer	Kings Beach Elementary	57/66944-00-015	08/29/18	\$ 1,334,568	\$ -	
Irvine Unified	Orange	Meadow Park Elementary	57/73650-00-033	08/29/18	\$ 2,526,142	\$ -	
Lake Elementary	Glenn	Lake Elementary	57/62596-00-002	08/30/18	\$ 199,611	\$ 133,074	
Rescue Union Elementary	El Dorado	Marina Village Middle	57/61978-00-005	08/31/18	\$ 3,517,807	\$ -	
Nevada Joint Union High	Nevada	Bear River High	57/66357-00-011	08/31/18	\$ 1,701,785	\$ -	
Nevada Joint Union High	Nevada	Nevada Union High	57/66357-00-012	08/31/18	\$ 2,688,984	\$ -	
Galt Joint Union High	Sacramento	Galt High	57/67355-00-003	09/04/18	\$ 6,409,302	\$ -	
Golden Plains Unified	Fresno	Tranquility Elementary	57/75234-00-008	09/04/18	\$ 292,319	\$ -	
Anaheim Union High	Orange	Dale Junior High	57/66431-00-020	09/05/18	\$ 2,140,488	\$ -	
Alta Loma Elementary	San Bernardino	Hermosa Elementary	57/67595-00-007	09/05/18	\$ 2,690,494	\$ -	
Alta Loma Elementary	San Bernardino	Deer Canyon Elementary	57/67595-00-008	09/05/18	\$ 2,877,659	\$ -	
Central Union High	Imperial	Southwest High	57/63115-00-004	09/06/18	\$ 1,517,899	\$ -	
Robla Elementary	Sacramento	Main Avenue Elementary	57/67421-00-002	09/06/18	\$ 1,349,608	\$ -	
Campbell Union High	Santa Clara	Branham High	57/69401-00-022	09/06/18	\$ 1,886,758	\$ -	
Jacoby Creek Elementary	Humboldt	Jacoby Creek	57/62893-00-002	09/07/18	\$ 226,432	\$ 150,955	
Twin Rivers Unified	Sacramento	Vineland Elementary	57/76505-00-065	09/07/18	\$ 987,407	\$ -	
Clovis Unified	Fresno	Liberty Elementary	57/62117-00-059	09/10/18	\$ 2,193,297	\$ -	
Ripon Unified	San Joaquin	Colony Oak Elementary	57/68650-00-004	09/10/18	\$ 2,462,491	\$ -	
South San Francisco Unified	San Mateo	Westborough Middle	57/69070-00-020	09/12/18	\$ 304,412	\$ -	
Gilroy Unified	Santa Clara	Gilroy High	57/69484-00-009	09/12/18	\$ 919,980	\$ -	

SFP APPLICATIONS
 Modernization School Facilities Program
 - Workload as of January 31, 2021 -

District	County	Site Name	Application Number	OPSC Date Received	Estimated State Grant (a)	Financial Hardship (b)	Notification Occurred**
Anaheim Union High	Orange	Savanna High	57/66431-00-022	09/13/18	\$ 3,673,572	\$ -	
Tahoe-Truckee Unified	Placer	Donner Trail Elementary	57/66944-00-016	09/13/18	\$ 326,254	\$ -	
Berkeley Unified	Alameda	Berkeley High	57/61143-00-019	09/14/18	\$ 17,680,064	\$ -	
Berkeley Unified	Alameda	Jefferson Elementary	57/61143-00-020	09/14/18	\$ 841,012	\$ -	
Burbank Unified	Los Angeles	George Washington Elementary	57/64337-00-021	09/14/18	\$ 565,643	\$ -	
Burbank Unified	Los Angeles	Theodore Roosevelt Elementary	57/64337-00-022	09/14/18	\$ 1,282,669	\$ -	
Castro Valley Unified	Alameda	Canyon Middle	57/61150-00-025	09/17/18	\$ 1,369,317	\$ -	
Colton Joint Unified	San Bernardino	Colton Middle	57/67686-00-026	09/17/18	\$ 2,585,057	\$ -	
Franklin-McKinley Elementary	Santa Clara	G W Hellyer Elementary	57/69450-00-013	09/17/18	\$ 1,394,725	\$ -	
Washington Colony Elementary	Fresno	Washington Colony Elementary	57/62513-00-002	09/18/18	\$ 169,187	\$ 112,791	
Elk Grove Unified	Sacramento	Union House Elementary	57/67314-00-034	09/18/18	\$ 1,338,228	\$ -	
Kings River Union Elementary	Tulare	Kings River Elementary	57/71969-00-002	09/18/18	\$ 192,184	\$ 128,122	
Anaheim Union High	Orange	Oxford Academy	57/66431-00-023	09/19/18	\$ 2,216,299	\$ -	
Twin Rivers Unified	Sacramento	Frederick Joyce Elementary	57/76505-00-066	09/19/18	\$ 3,874,280	\$ -	
Yuba County Office of Education	Yuba	Goldfield School (Sdl)	57/10587-00-003	09/20/18	\$ 367,576	\$ 245,051	
Live Oak Unified	Sutter	Live Oak Middle	57/71399-00-002	09/21/18	\$ 1,003,548	\$ -	
Live Oak Unified	Sutter	Luther Elementary	57/71399-00-003	09/21/18	\$ 610,682	\$ -	
Clear Creek Elementary	Nevada	Clear Creek Elementary	57/66324-00-002	09/24/18	\$ 39,656	\$ 26,437	
Anaheim Elementary	Orange	Marshall (John) Elementary	57/66423-00-032	09/24/18	\$ 8,260,797	\$ -	
Berkeley Unified	Alameda	Willard Middle	57/61143-00-021	09/25/18	\$ 1,854,825	\$ -	
Monroe Elementary	Fresno	Monroe Elementary	57/62323-00-001	09/25/18	\$ 153,017	\$ 102,011	
Lakeport Unified	Lake	Terrace Middle	57/64030-00-009	09/25/18	\$ 1,743,589	\$ -	
Fairfield-Suisun Unified	Solano	Dan O Root Elementary	57/70540-00-020	09/25/18	\$ 3,261,347	\$ -	
Riverside Unified	Riverside	Polytechnic High	57/67215-00-035	09/26/18	\$ 3,692,426	\$ -	
Pomona Unified	Los Angeles	Diamond Point Elementary	57/64907-00-034	09/27/18	\$ 468,070	\$ -	
Pomona Unified	Los Angeles	Montvue Elementary	57/64907-00-035	09/27/18	\$ 472,591	\$ -	
Folsom-Cordova Unified	Sacramento	Oak Chan Elementary	57/67330-21-006	09/28/18	\$ 2,362,326	\$ -	
Ripon Unified	San Joaquin	Weston Elementary	57/68650-00-005	09/28/18	\$ 2,288,270	\$ -	
Roseville Joint Union High	Placer	Oakmont High	57/66928-00-004	10/01/18	\$ 2,152,365	\$ -	
San Ramon Valley Unified	Contra Costa	Montevideo Elementary	57/61804-00-035	10/02/18	\$ 2,858,942	\$ -	
Norwalk-La Mirada Unified	Los Angeles	Norwalk High	57/64840-00-034	10/03/18	\$ 1,726,535	\$ -	
San Ramon Valley Unified	Contra Costa	Green Valley Elementary	57/61804-00-036	10/04/18	\$ 3,312,817	\$ -	
Grossmont Union High	San Diego	Grossmont High	57/68130-00-030	10/05/18	\$ 3,110,103	\$ -	
Grossmont Union High	San Diego	Helix High	57/68130-00-031	10/08/18	\$ 3,895,700	\$ -	
Alameda Unified	Alameda	Edison Elementary	57/61119-00-020	10/09/18	\$ 974,685	\$ -	
San Ramon Valley Unified	Contra Costa	Golden View Elementary	57/61804-00-037	10/09/18	\$ 3,191,788	\$ -	
Westside Elementary	Fresno	Westside Elementary	57/62547-00-001	10/09/18	\$ 160,144	\$ 106,763	
Compton Unified	Los Angeles	Centennial High	57/73437-01-042	10/10/18	\$ 855,992	\$ -	
Compton Unified	Los Angeles	Dominguez High	57/73437-01-043	10/10/18	\$ 1,833,817	\$ -	
San Ramon Valley Unified	Contra Costa	Rancho Romero Elementary	57/61804-00-038	10/12/18	\$ 659,074	\$ -	
Alvina Elementary	Fresno	Alvina Elementary Charter	57/61994-00-001	10/12/18	\$ 125,412	\$ 83,608	
Grossmont Union High	San Diego	Granite Hills High	57/68130-00-032	10/12/18	\$ 1,031,181	\$ -	
San Marcos Unified	San Diego	San Marcos Middle	57/73791-00-009	10/15/18	\$ 2,917,239	\$ -	
Alview-Dairyland Union Elementary	Madera	Alview Elementary	57/65177-00-003	10/16/18	\$ 126,175	\$ 84,116	
Alview-Dairyland Union Elementary	Madera	Dairyland Elementary	57/65177-00-004	10/16/18	\$ 137,620	\$ 91,747	
San Diego Unified	San Diego	Logan K-8	57/68338-00-231	10/16/18	\$ 2,655,019	\$ -	
Nevada Joint Union High	Nevada	Bear River High	57/66357-00-013	10/17/18	\$ 894,488	\$ -	
Nevada Joint Union High	Nevada	Bear River High	57/66357-00-014	10/17/18	\$ 1,538,138	\$ -	
Anaheim Union High	Orange	Polaris High (Alternative)	57/66431-00-024	10/17/18	\$ 3,621,798	\$ -	
Visalia Unified	Tulare	Ivanhoe Elementary	57/72256-00-027	10/17/18	\$ 2,980,599	\$ -	
Visalia Unified	Tulare	Washington Elementary	57/72256-00-028	10/17/18	\$ 1,855,395	\$ -	
Visalia Unified	Tulare	Crowley Elementary	57/72256-00-029	10/17/18	\$ 3,280,063	\$ -	
Contra Costa County Office of Education	Contra Costa	Liberty High	57/10074-00-004	10/18/18	\$ 160,969	\$ 107,312	
Chicago Park Elementary	Nevada	Chicago Park Elementary	57/66316-00-002	10/18/18	\$ 21,527	\$ 14,351	
Chicago Park Elementary	Nevada	Chicago Park Community Charter	57/66316-00-003	10/18/18	\$ 42,717	\$ 28,478	
Rescue Union Elementary	El Dorado	Green Valley Elementary	57/61978-00-006	10/22/18	\$ 2,690,494	\$ -	
Alta Loma Elementary	San Bernardino	Vineyard Junior High	57/67595-00-009	10/22/18	\$ 3,973,736	\$ -	
Alta Loma Elementary	San Bernardino	Victoria Groves Elementary	57/67595-00-010	10/23/18	\$ 2,716,628	\$ -	
Long Beach Unified	Los Angeles	Webster Elementary	57/64725-00-022	10/24/18	\$ 4,070,543	\$ -	
Davis Joint Unified	Yolo	Cesar Chavez Elementary	57/72678-00-015	10/24/18	\$ 1,251,636	\$ -	
Lafayette Elementary	Contra Costa	M H Stanley Middle	57/61713-00-005	10/25/18	\$ 3,057,118	\$ -	
Lafayette Elementary	Contra Costa	Lafayette Elementary	57/61713-00-006	10/25/18	\$ 201,590	\$ -	

SFP APPLICATIONS
 Modernization School Facilities Program
 - Workload as of January 31, 2021 -

District	County	Site Name	Application Number	OPSC Date Received	Estimated State Grant (a)	Financial Hardship (b)	Notification Occurred**
Lafayette Elementary	Contra Costa	Happy Valley Elementary	57/61713-00-007	10/25/18	\$ 802,496	\$ -	-
Long Beach Unified	Los Angeles	Mann Elementary	57/64725-00-023	10/25/18	\$ 1,187,052	\$ -	-
Long Beach Unified	Los Angeles	Lindsey Academy	57/64725-00-024	10/25/18	\$ 2,263,506	\$ -	-
Long Beach Unified	Los Angeles	Garfield Elementary	57/64725-00-025	10/25/18	\$ 2,719,384	\$ -	-
Long Beach Unified	Los Angeles	Stephens Middle	57/64725-00-026	10/25/18	\$ 3,365,831	\$ -	-
Long Beach Unified	Los Angeles	Rogers Middle	57/64725-00-027	10/25/18	\$ 1,501,644	\$ -	-
Long Beach Unified	Los Angeles	Lowell Elementary	57/64725-00-028	10/25/18	\$ 6,454,309	\$ -	-
Long Beach Unified	Los Angeles	Kettering Elementary	57/64725-00-029	10/25/18	\$ 2,974,945	\$ -	-
Long Beach Unified	Los Angeles	Jefferson Leadership Academies	57/64725-00-030	10/25/18	\$ 10,307,408	\$ -	-
Long Beach Unified	Los Angeles	McKinley Elementary	57/64725-00-031	10/25/18	\$ 4,860,576	\$ -	-
Napa Valley Unified	Napa	River Charter	57/66266-00-031	10/25/18	\$ 725,438	\$ -	-
Cupertino Union	Santa Clara	John F Kennedy Middle	57/69419-00-030	10/26/18	\$ 1,171,653	\$ -	-
Sylvan Union Elementary	Stanislaus	Orchard Elementary	57/71290-00-009	10/26/18	\$ 2,920,825	\$ -	-
Sylvan Union Elementary	Stanislaus	Sylvan Elementary	57/71290-00-010	10/26/18	\$ 2,914,989	\$ -	-
Castro Valley Unified	Alameda	Castro Valley High	57/61150-00-026	10/29/18	\$ 2,534,802	\$ -	-
Dixie Elementary	Marin	Dixie Elementary	57/65318-00-005	10/29/18	\$ 1,046,163	\$ -	-
Dixie Elementary	Marin	Mary E Silveira Elementary	57/65318-00-006	10/29/18	\$ 1,672,947	\$ -	-
Dixie Elementary	Marin	Vallecito Elementary	57/65318-00-007	10/29/18	\$ 2,100,176	\$ -	-
Grossmont Union High	San Diego	Monte Vista High	57/68130-00-033	10/29/18	\$ 182,570	\$ -	-
Monterey Peninsula Unified	Monterey	Central Coast High	57/66092-00-027	10/30/18	\$ 753,791	\$ -	-
Orange Unified	Orange	Orange High	57/66621-00-054	10/30/18	\$ 4,111,981	\$ -	-
Tahoe-Truckee Unified	Placer	Truckee Elementary	57/66944-00-017	10/30/18	\$ 2,843,377	\$ -	-
South San Francisco Unified	San Mateo	Junipero Serra Elementary	57/69070-00-021	10/30/18	\$ 719,036	\$ -	-
Coalinga-Huron Unified	Fresno	Coalinga High	57/62125-00-011	10/31/18	\$ 2,081,923	\$ -	-
Central Union High	Imperial	Central Union High	57/63115-00-005	10/31/18	\$ 7,303,418	\$ 4,868,945	-
McSwain Union Elementary	Merced	McSwain Elementary	57/65763-00-004	10/31/18	\$ 1,413,052	\$ 942,035	-
San Juan Unified	Sacramento	Dyer-Kelly Elementary	57/67447-00-064	10/31/18	\$ 941,416	\$ -	-
San Juan Unified	Sacramento	Greer Elementary	57/67447-00-065	10/31/18	\$ 731,760	\$ -	-
San Ramon Valley Unified	Contra Costa	Vista Grande Elementary	57/61804-00-039	11/01/18	\$ 650,568	\$ -	-
Centralia Elementary	Orange	Buena Terra Elementary	57/66472-00-013	11/02/18	\$ 102,941	\$ -	-
Corcoran Joint Unified	Kings	Corcoran High	57/63891-00-013	11/05/18	\$ 1,150,070	\$ -	-
Long Beach Unified	Los Angeles	Lakewood High	57/64725-00-032	11/06/18	\$ 2,119,315	\$ -	-
Long Beach Unified	Los Angeles	Riley Elementary	57/64725-00-033	11/06/18	\$ 5,656,656	\$ -	-
Long Beach Unified	Los Angeles	MacArthur Elementary	57/64725-00-034	11/06/18	\$ 4,787,307	\$ -	-
Caruthers Unified	Fresno	Caruthers Elementary	57/75598-00-004	11/06/18	\$ 4,296,680	\$ -	-
Clovis Unified	Fresno	Clovis East High	57/62117-00-060	11/07/18	\$ 4,150,531	\$ -	-
Clovis Unified	Fresno	Reyburn Intermediate	57/62117-00-061	11/07/18	\$ 2,134,400	\$ -	-
Carpinteria Unified	Santa Barbara	Carpinteria Senior High	57/69146-00-005	11/08/18	\$ 2,701,648	\$ -	-
Carpinteria Unified	Santa Barbara	Carpinteria Senior High	57/69146-00-006	11/08/18	\$ 4,918,787	\$ -	-
Fairfield-Suisun Unified	Solano	E Ruth Sheldon Academy of Innovative Learning	57/70540-00-021	11/08/18	\$ 2,257,059	\$ -	-
Jurupa Unified	Riverside	West Riverside Elementary	57/67090-00-016	11/09/18	\$ 3,725,685	\$ -	-
Val Verde Unified	Riverside	Rancho Verde High	57/75242-00-003	11/09/18	\$ 12,507,420	\$ -	-
Galt Joint Union Elementary	Sacramento	Valley Oaks Elementary	57/67348-00-002	11/13/18	\$ 3,144,369	\$ -	-
Mountain View Whisman	Santa Clara	Gabriela Mistral Elementary	57/69591-00-005	11/13/18	\$ 2,919,174	\$ -	-
Centralia Elementary	Orange	Danbrook Elementary	57/66472-00-014	11/14/18	\$ 193,776	\$ -	-
Santa Ana Unified	Orange	Valley High	57/66670-00-056	11/14/18	\$ 2,414,147	\$ -	-
Western Placer Unified	Placer	Lincoln High	57/66951-00-004	11/14/18	\$ 5,731,319	\$ -	-
San Rafael City High	Marin	San Rafael High	57/65466-00-005	11/16/18	\$ 1,721,260	\$ -	-
Chino Valley Unified	San Bernardino	Oak Ridge Elementary	57/67678-00-024	11/16/18	\$ 3,248,313	\$ -	-
Chino Valley Unified	San Bernardino	Gerald F Litel Elementary	57/67678-00-025	11/16/18	\$ 2,769,885	\$ -	-
Chino Valley Unified	San Bernardino	Howard Cattle Elementary	57/67678-00-026	11/16/18	\$ 3,393,365	\$ -	-
Carpinteria Unified	Santa Barbara	Carpinteria Junior High	57/69146-00-007	11/16/18	\$ 728,598	\$ -	-
Cutler-Orosi Joint Unified	Tulare	Cutler Elementary	57/71860-00-013	11/19/18	\$ 2,648,382	\$ -	-
Twin Rivers Unified	Sacramento	Creative Connections Arts Academy	57/76505-00-067	11/19/18	\$ 214,532	\$ -	-
Long Beach Unified	Los Angeles	Cleveland Elementary	57/64725-00-035	11/20/18	\$ 1,198,670	\$ -	-
Long Beach Unified	Los Angeles	Longfellow Elementary	57/64725-00-036	11/20/18	\$ 1,748,164	\$ -	-
Carpinteria Unified	Santa Barbara	Aliso Elementary	57/69146-00-008	11/20/18	\$ 491,094	\$ -	-
Ramona City Unified	San Diego	James Dukes Elementary	57/68304-00-005	11/26/18	\$ 347,419	\$ 231,613	-
Ramona City Unified	San Diego	Barnett Elementary	57/68304-00-006	11/26/18	\$ 347,419	\$ 231,613	-
Ramona City Unified	San Diego	Olive Peirce Middle	57/68304-00-007	11/26/18	\$ 653,129	\$ 435,420	-
Ramona City Unified	San Diego	Mt Woodson Elementary	57/68304-00-008	11/26/18	\$ 387,631	\$ 258,420	-
Lucia Mar Unified	San Luis Obispo	Arroyo Grande High	57/68759-00-013	11/27/18	\$ 1,978,891	\$ -	-

SFP APPLICATIONS
 Modernization School Facilities Program
 - Workload as of January 31, 2021 -

District	County	Site Name	Application Number	OPSC Date Received	Estimated State Grant (a)	Financial Hardship (b)	Notification Occurred**
West Contra Costa Unified	Contra Costa	Helms Middle	57/61796-00-052	11/28/18	\$ 4,133,414	\$ -	
William S. Hart Union High	Los Angeles	William S Hart High	57/65136-00-012	11/29/18	\$ 6,141,672	\$ -	
Carpinteria Unified	Santa Barbara	Canalino Elementary	57/69146-00-009	11/29/18	\$ 3,842,590	\$ -	
Ocean View	Ventura	Ocean View Junior High	57/72512-00-005	11/29/18	\$ 1,787,081	\$ -	
Charter Oak Unified	Los Angeles	Willow Elementary	57/64378-00-012	11/30/18	\$ 903,779	\$ -	
San Juan Unified	Sacramento	Ottomon Way Elementary	57/67447-00-066	12/03/18	\$ 1,837,923	\$ -	
San Juan Unified	Sacramento	Carriage Drive Elementary	57/67447-00-067	12/03/18	\$ 2,938,487	\$ -	
San Juan Unified	Sacramento	Twin Lakes Elementary	57/67447-00-068	12/03/18	\$ 2,502,662	\$ -	
Big Springs Union Elementary	Siskiyou	Big Springs Elementary	57/70185-00-002	12/03/18	\$ 587,555	\$ 391,703	
Inglewood Unified	Los Angeles	Monroe (Albert F) Magnet Middle School	57/64634-00-003	12/04/18	\$ 2,832,675	\$ -	
San Rafael City High	Marin	Terra Linda High	57/65466-00-006	12/04/18	\$ 2,142,720	\$ -	
Kings Canyon Joint Unified	Fresno	Jefferson Elementary	57/62265-00-025	12/05/18	\$ 1,871,766	\$ -	
Kings Canyon Joint Unified	Fresno	Dunlap Elementary	57/62265-00-026	12/05/18	\$ 1,162,498	\$ -	
Lafayette Elementary	Contra Costa	Springhill Elementary	57/61713-00-008	12/06/18	\$ 504,351	\$ -	
Chino Valley Unified	San Bernardino	Ruben S Ayala High	57/67678-00-027	12/06/18	\$ 2,428,639	\$ -	
Los Angeles Unified	Los Angeles	Reseda High	57/64733-39-009	12/10/18	\$ 948,526	\$ -	
Los Angeles Unified	Los Angeles	Wilshire Crest Elementary	57/64733-31-008	12/11/18	\$ 1,707,891	\$ -	
Newport-Mesa Unified	Orange	Mariners Elementary	57/66597-00-043	12/12/18	\$ 853,087	\$ -	
Alta Loma Elementary	San Bernardino	Floyd M Stork Elementary	57/67595-00-011	12/12/18	\$ 3,041,428	\$ -	
Alta Loma Elementary	San Bernardino	Jasper Elementary	57/67595-00-012	12/12/18	\$ 2,899,744	\$ -	
San Francisco Unified	San Francisco	Wells (Ida B) High	57/68478-63-005	12/13/18	\$ 1,522,603	\$ -	
Konocti Unified	Lake	Konocti Education Center	57/64022-00-014	12/17/18	\$ 666,518	\$ -	
Los Angeles Unified	Los Angeles	Lassen Elementary	57/64733-00-703	12/17/18	\$ 906,125	\$ -	
Monterey Peninsula Unified	Monterey	Seaside High	57/66092-00-028	12/17/18	\$ 420,057	\$ -	
East Side Union High	Santa Clara	James Lick High	57/69427-00-036	12/17/18	\$ 204,961	\$ -	
Santa Monica-Malibu Unified	Los Angeles	Franklin Elementary	57/64980-00-016	12/18/18	\$ 604,818	\$ -	
Campbell Union High	Santa Clara	Westmont High	57/69401-00-023	12/18/18	\$ 441,170	\$ -	
Santa Monica-Malibu Unified	Los Angeles	Webster Elementary	57/64980-00-017	12/19/18	\$ 146,832	\$ -	
Santa Monica-Malibu Unified	Los Angeles	Roosevelt Elementary	57/64980-00-018	12/19/18	\$ 733,608	\$ -	
Santa Monica-Malibu Unified	Los Angeles	McKinley Elementary	57/64980-00-019	12/19/18	\$ 359,546	\$ -	
Tahoe-Truckee Unified	Placer	Tahoe Lake Elementary	57/66944-01-005	12/19/18	\$ 742,372	\$ -	
Solvang Elementary	Santa Barbara	Solvang Elementary	57/69336-00-003	12/20/18	\$ 686,194	\$ -	
Ontario-Montclair	San Bernardino	Euclid Elementary	57/67819-00-031	12/21/18	\$ 306,982	\$ -	
Ontario-Montclair	San Bernardino	Lehigh Elementary	57/67819-00-032	12/21/18	\$ 1,222,986	\$ -	
Ontario-Montclair	San Bernardino	Central Language Academy	57/67819-00-033	12/21/18	\$ 2,554,618	\$ -	
Santa Barbara Unified	Santa Barbara	McKinley Elementary	57/76786-00-010	12/21/18	\$ 2,115,033	\$ -	
Santa Barbara Unified	Santa Barbara	San Marcos Senior High	57/76786-00-011	12/21/18	\$ 1,017,157	\$ -	
Banning Unified	Riverside	Banning High	57/66985-00-006	12/24/18	\$ 7,016,067	\$ 4,677,378	
Liberty Union High	Contra Costa	Liberty High	57/61721-00-003	12/26/18	\$ 2,120,240	\$ -	
Los Angeles Unified	Los Angeles	Kenter Canyon Elementary	57/64733-47-011	12/26/18	\$ 2,840,465	\$ -	
Ontario-Montclair	San Bernardino	Vina Danks Middle	57/67819-00-034	12/26/18	\$ 296,984	\$ -	
Knights Ferry Elementary	Stanislaus	Knights Ferry Elementary	57/71142-00-001	12/26/18	\$ 103,460	\$ 68,973	
Orange Unified	Orange	El Modena High	57/66621-00-055	01/02/19	\$ 10,356,704	\$ -	
Orange Unified	Orange	Fletcher Elementary	57/66621-00-056	01/02/19	\$ 444,804	\$ -	
Santa Barbara Unified	Santa Barbara	Harding University Partnership	57/76786-00-012	01/02/19	\$ 212,713	\$ -	
Humboldt County Office of Education	Humboldt	Glen Paul	57/10124-00-001	01/03/19	\$ 138,966	\$ 92,644	
San Ramon Valley Unified	Contra Costa	John Baldwin Elementary	57/61804-00-040	01/07/19	\$ 136,084	\$ -	
Alameda Unified	Alameda	Franklin Elementary	57/61119-00-021	01/09/19	\$ 890,102	\$ -	
Los Angeles Unified	Los Angeles	Pio Pico Middle	57/64733-00-704	01/09/19	\$ 2,295,835	\$ -	
Los Angeles Unified	Los Angeles	President Avenue Elementary	57/64733-29-016	01/09/19	\$ 1,297,297	\$ -	
Alta Loma Elementary	San Bernardino	Alta Loma Junior High	57/67595-00-013	01/09/19	\$ 4,606,096	\$ -	
Ocean View	Ventura	Mar Vista Elementary	57/72512-00-006	01/10/19	\$ 373,353	\$ -	
Berkeley Unified	Alameda	Longfellow Arts and Technology Middle	57/61143-00-022	01/11/19	\$ 985,988	\$ -	
Fremont Unified	Alameda	Irvington High	57/61176-00-038	01/11/19	\$ 1,839,676	\$ -	
Fremont Unified	Alameda	Washington High	57/61176-00-039	01/11/19	\$ 351,297	\$ -	
Fremont Unified	Alameda	Oliveira Elementary	57/61176-00-040	01/11/19	\$ 517,558	\$ -	
Fremont Unified	Alameda	Patterson Elementary	57/61176-00-041	01/11/19	\$ 562,478	\$ -	
Fremont Unified	Alameda	Parkmont Elementary	57/61176-00-042	01/11/19	\$ 730,776	\$ -	
Santa Ana Unified	Orange	Century High	57/66670-00-057	01/11/19	\$ 12,511,940	\$ -	
Santa Ana Unified	Orange	Santa Ana High	57/66670-00-058	01/11/19	\$ 14,050,434	\$ -	
East Side Union High	Santa Clara	Mt Pleasant High	57/69427-00-037	01/11/19	\$ 677,533	\$ -	
Dixon Unified	Solano	Dixon High	57/70532-00-005	01/11/19	\$ 3,378,143	\$ -	

SFP APPLICATIONS
 Modernization School Facilities Program
 - Workload as of January 31, 2021 -

District	County	Site Name	Application Number	OPSC Date Received	Estimated State Grant (a)	Financial Hardship (b)	Notification Occurred**
Ceres Unified	Stanislaus	Carroll Fowler Elementary	57/71043-00-015	01/11/19	\$ 2,643,935	\$ -	-
Los Angeles Unified	Los Angeles	Menlo Avenue Elementary	57/64733-00-705	01/14/19	\$ 4,440,414	\$ -	-
Los Angeles Unified	Los Angeles	Elizabeth Learning Center	57/64733-00-706	01/14/19	\$ 6,683,235	\$ -	-
Los Angeles Unified	Los Angeles	Twenty-Eighth Street Elementary	57/64733-00-707	01/14/19	\$ 10,035,126	\$ -	-
Los Angeles Unified	Los Angeles	Madison Elementary	57/64733-00-708	01/14/19	\$ 1,053,241	\$ -	-
Los Angeles Unified	Los Angeles	Revere (Paul) Junior Midsize	57/64733-21-034	01/14/19	\$ 1,219,332	\$ -	-
Lemoore Union High	Kings	Lemoore High	57/63982-00-004	01/15/19	\$ 1,004,112	\$ -	-
Duarte Unified	Los Angeles	Royal Oaks STEAM Academy (K-8)	57/64469-00-012	01/15/19	\$ 1,258,856	\$ -	-
South Whittier Elementary	Los Angeles	Lake Marie Elementary	57/65037-00-009	01/15/19	\$ 297,658	\$ -	-
South Whittier Elementary	Los Angeles	Los Altos Elementary	57/65037-00-010	01/15/19	\$ 143,827	\$ -	-
Galt Joint Union Elementary	Sacramento	River Oaks Elementary	57/67348-00-003	01/15/19	\$ 878,806	\$ -	-
Wheatland Union High	Yuba	Wheatland Union High	57/72769-00-001	01/15/19	\$ 1,769,188	\$ -	-
Capistrano Unified	Orange	Capistrano Valley High	57/66464-00-019	01/16/19	\$ 1,608,184	\$ -	-
Lucia Mar Unified	San Luis Obispo	Grover Beach Elementary	57/68759-00-014	01/16/19	\$ 2,234,152	\$ -	-
Lucia Mar Unified	San Luis Obispo	Harloe Elementary	57/68759-00-015	01/16/19	\$ 2,311,485	\$ -	-
El Centro Elementary	Imperial	Harding Elementary	57/63123-00-015	01/18/19	\$ 1,700,340	\$ -	-
South Pasadena Unified	Los Angeles	South Pasadena Senior High	57/65029-00-006	01/18/19	\$ 3,031,556	\$ -	-
Chaffey Joint Union High	San Bernardino	Rancho Cucamonga High	57/67652-00-007	01/18/19	\$ 2,602,347	\$ -	-
Hope Elementary	Tulare	Hope Elementary	57/71944-00-002	01/18/19	\$ 113,636	\$ 75,757	-
Capistrano Unified	Orange	Dana Hills High	57/66464-00-020	01/22/19	\$ 1,832,693	\$ -	-
Capistrano Unified	Orange	San Clemente High	57/66464-00-021	01/22/19	\$ 1,501,778	\$ -	-
Capistrano Unified	Orange	Tesoro High	57/66464-00-022	01/22/19	\$ 1,938,922	\$ -	-
Corona-Norco Unified	Riverside	John Adams Elementary	57/67033-00-018	01/22/19	\$ 1,565,633	\$ -	-
Corona-Norco Unified	Riverside	Garretson Elementary	57/67033-00-019	01/22/19	\$ 1,169,780	\$ -	-
Corona-Norco Unified	Riverside	Lincoln Fundamental Elementary	57/67033-00-020	01/22/19	\$ 1,169,780	\$ -	-
Corona-Norco Unified	Riverside	Norco Elementary	57/67033-00-021	01/22/19	\$ 753,650	\$ -	-
Temecula Valley Unified	Riverside	Rancho Vista High	57/75192-00-013	01/22/19	\$ 1,464,893	\$ -	-
Temecula Valley Unified	Riverside	Susan H Nelson	57/75192-00-014	01/22/19	\$ 1,040,845	\$ -	-
Pierce Joint Unified	Colusa	Arbuckle Elementary	57/61614-00-008	01/23/19	\$ 1,771,025	\$ -	-
Pajaro Valley Unified	Santa Cruz	H A Hyde Elementary	57/69799-00-025	01/23/19	\$ 1,856,309	\$ -	-
Ventura County Office of Education	Ventura	Dean Triggs School	57/10561-00-007	01/24/19	\$ 17,762	\$ 11,842	-
Fremont Unified	Alameda	Steven Millard Elementary	57/61176-00-043	01/24/19	\$ 582,885	\$ -	-
Fremont Unified	Alameda	Mission San Jose Elementary	57/61176-00-044	01/24/19	\$ 1,448,830	\$ -	-
Duarte Unified	Los Angeles	Beardslee Dual Language Immersion Academy (PK-8)	57/64469-00-013	01/24/19	\$ 1,899,981	\$ -	-
Anaheim Elementary	Orange	Roosevelt (Theodore) Elementary	57/66423-00-033	01/24/19	\$ 6,206,326	\$ -	-
Chino Valley Unified	San Bernardino	Rolling Ridge Elementary	57/67678-00-028	01/24/19	\$ 3,126,978	\$ -	-
Chino Valley Unified	San Bernardino	Country Springs Elementary	57/67678-00-029	01/24/19	\$ 3,261,560	\$ -	-
Del Norte County Unified	Del Norte	Crescent Elk Middle	57/61820-00-008	01/25/19	\$ 1,243,880	\$ -	-
Lemoore Union High	Kings	Lemoore High	57/63982-00-005	01/25/19	\$ 1,410,412	\$ -	-
Madera Unified	Madera	Madera South High	57/65243-00-007	01/25/19	\$ 4,674,702	\$ -	-
Kentfield Elementary	Marin	Anthony G Bacich Elementary	57/65334-00-004	01/25/19	\$ 1,263,559	\$ -	-
Huntington Beach City Elementary	Orange	Ethel Dwyer Middle	57/66530-00-020	01/25/19	\$ 2,955,708	\$ -	-
San Diego Unified	San Diego	Boone Elementary	57/68338-00-232	01/25/19	\$ 9,903	\$ -	-
San Diego Unified	San Diego	Hickman Elementary	57/68338-00-233	01/25/19	\$ 1,434,996	\$ -	-
San Diego Unified	San Diego	Penn Elementary	57/68338-00-234	01/25/19	\$ 1,578,960	\$ -	-
San Diego Unified	San Diego	Spreckels Elementary	57/68338-00-235	01/25/19	\$ 821,988	\$ -	-
San Diego Unified	San Diego	De Portola Middle	57/68338-00-236	01/25/19	\$ 3,561,465	\$ -	-
San Diego Unified	San Diego	Bethune K-8	57/68338-00-237	01/25/19	\$ 3,189,468	\$ -	-
San Diego Unified	San Diego	La Jolla High	57/68338-00-238	01/25/19	\$ 4,024,308	\$ -	-
San Diego Unified	San Diego	Riley	57/68338-00-239	01/25/19	\$ 1,999,658	\$ -	-
San Diego Unified	San Diego	Emerson Bandini Elementary	57/68338-00-240	01/25/19	\$ 4,168,015	\$ -	-
San Diego Unified	San Diego	Zamorano Elementary	57/68338-00-241	01/25/19	\$ 1,843,377	\$ -	-
San Diego Unified	San Diego	Sandburg Elementary	57/68338-00-242	01/25/19	\$ 1,750,788	\$ -	-
San Diego Unified	San Diego	Serra High	57/68338-00-243	01/25/19	\$ 3,050,850	\$ -	-
San Diego Unified	San Diego	Mira Mesa High	57/68338-00-244	01/25/19	\$ 7,499,848	\$ -	-
San Diego Unified	San Diego	Standley Middle	57/68338-00-245	01/25/19	\$ 1,655,344	\$ -	-
San Diego Unified	San Diego	Pacific View (Lee) Elementary	57/68338-00-246	01/25/19	\$ 1,068,120	\$ -	-
San Diego Unified	San Diego	Mira Mesa High	57/68338-00-247	01/25/19	\$ 1,864,990	\$ -	-
San Diego Unified	San Diego	Morse High	57/68338-00-248	01/25/19	\$ 726,703	\$ -	-
San Diego Unified	San Diego	Miramar Ranch Elementary	57/68338-00-249	01/25/19	\$ 766,260	\$ -	-
San Diego Unified	San Diego	Franklin Elementary	57/68338-00-250	01/25/19	\$ 1,202,796	\$ -	-
San Diego Unified	San Diego	Vista Grande Elementary	57/68338-00-251	01/25/19	\$ 520,128	\$ -	-

SFP APPLICATIONS
 Modernization School Facilities Program
 - Workload as of January 31, 2021 -

District	County	Site Name	Application Number	OPSC Date Received	Estimated State Grant (a)	Financial Hardship (b)	Notification Occurred**
San Diego Unified	San Diego	De Portola Middle	57/68338-00-252	01/25/19	\$ 3,561,465	\$ -	-
San Diego Unified	San Diego	Doyle Elementary	57/68338-00-253	01/25/19	\$ 445,824	\$ -	-
San Diego Unified	San Diego	University City High	57/68338-00-254	01/25/19	\$ 2,778,192	\$ -	-
San Diego Unified	San Diego	Iftin Charter	57/68338-00-255	01/25/19	\$ 2,674,944	\$ -	-
Garden Grove Unified	Orange	Thomas Paine Elementary	57/66522-00-090	01/28/19	\$ 1,038,367	\$ -	-
Sonora Elementary	Tuolumne	Sonora Elementary	57/72371-00-005	01/28/19	\$ 1,990,027	\$ -	-
Duarte Unified	Los Angeles	Duarte High	57/64469-00-014	01/29/19	\$ 804,640	\$ -	-
San Rafael City Elementary	Marin	Laurel Dell Elementary	57/65458-00-013	01/29/19	\$ 1,725,432	\$ -	-
Fairfield-Suisun Unified	Solano	K I Jones Elementary	57/70540-00-022	01/29/19	\$ 3,272,209	\$ -	-
Waukena Joint Union Elementary	Tulare	Waukena Joint Union Elementary	57/72264-00-001	01/29/19	\$ 170,358	\$ 113,572	-
Rescue Union Elementary	El Dorado	Rescue Elementary	57/61978-00-007	01/30/19	\$ 1,130,547	\$ -	-
Los Angeles Unified	Los Angeles	Ninety-Third Street Elementary	57/64733-00-709	01/30/19	\$ 3,491,576	\$ -	-
Fremont Unified	Alameda	Harvey Green Elementary	57/61176-00-045	01/31/19	\$ 620,916	\$ -	-
Fremont Unified	Alameda	Forest Park Elementary	57/61176-00-046	01/31/19	\$ 641,798	\$ -	-
Fremont Unified	Alameda	J Haley Durham Elementary	57/61176-00-047	01/31/19	\$ 638,231	\$ -	-
Fremont Unified	Alameda	Joshua Chadbourne Elementary	57/61176-00-048	01/31/19	\$ 829,945	\$ -	-
Wasco Union High	Kern	Wasco High	57/63859-00-001	01/31/19	\$ 1,200,674	\$ -	-
Brittan Elementary	Sutter	Brittan Elementary	57/71357-00-003	01/31/19	\$ 1,386,987	\$ 924,658	-
Fremont Unified	Alameda	Warwick Elementary	57/61176-00-049	02/01/19	\$ 836,828	\$ -	-
West Contra Costa Unified	Contra Costa	Crespi Junior High	57/61796-00-053	02/01/19	\$ 3,482,164	\$ -	-
Edison Elementary	Kern	Orangewood Elementary	57/63438-00-003	02/01/19	\$ 412,895	\$ 275,263	-
Edison Elementary	Kern	Edison Middle	57/63438-00-004	02/01/19	\$ 69,429	\$ 46,286	-
Newport-Mesa Unified	Orange	College Park Elementary	57/66597-00-044	02/01/19	\$ 2,214,508	\$ -	-
Newport-Mesa Unified	Orange	Pomona Elementary	57/66597-00-045	02/01/19	\$ 1,189,179	\$ -	-
Santa Ana Unified	Orange	Martin Luther King Jr Elementary	57/66670-00-059	02/01/19	\$ 4,421,914	\$ -	-
San Diego Unified	San Diego	Foster Elementary	57/68338-00-256	02/01/19	\$ 334,368	\$ -	-
San Diego Unified	San Diego	Chesterton Elementary	57/68338-00-257	02/01/19	\$ 292,572	\$ -	-
San Diego Unified	San Diego	Garfield Elementary	57/68338-00-258	02/01/19	\$ 2,509,653	\$ -	-
San Diego Unified	San Diego	Bethune K-8	57/68338-00-259	02/01/19	\$ 3,189,468	\$ -	-
San Diego Unified	San Diego	Millennial Tech Middle	57/68338-00-260	02/01/19	\$ 2,544,969	\$ -	-
San Diego Unified	San Diego	Mira Mesa High	57/68338-00-261	02/01/19	\$ 1,864,990	\$ -	-
San Diego Unified	San Diego	Oak Park Elementary	57/68338-00-262	02/01/19	\$ 154,698	\$ -	-
San Diego Unified	San Diego	Perry Elementary	57/68338-00-263	02/01/19	\$ 250,776	\$ -	-
San Diego Unified	San Diego	Millennial Tech Middle	57/68338-00-264	02/01/19	\$ 2,544,969	\$ -	-
San Diego Unified	San Diego	Holmes Elementary	57/68338-00-265	02/01/19	\$ 1,086,696	\$ -	-
Livermore Valley Joint Unified	Alameda	Emma C Smith Elementary	57/61200-00-021	02/04/19	\$ 806,840	\$ -	-
Livermore Valley Joint Unified	Alameda	Sunset Elementary	57/61200-00-022	02/04/19	\$ 954,394	\$ -	-
Livermore Valley Joint Unified	Alameda	Livermore High	57/61200-00-023	02/04/19	\$ 6,138,167	\$ -	-
Livermore Valley Joint Unified	Alameda	Granada High	57/61200-00-024	02/04/19	\$ 14,488,238	\$ -	-
Livermore Valley Joint Unified	Alameda	Junction K-8	57/61200-00-025	02/04/19	\$ 1,042,102	\$ -	-
Livermore Valley Joint Unified	Alameda	Rancho Las Positas Elementary	57/61200-00-026	02/04/19	\$ 731,931	\$ -	-
Livermore Valley Joint Unified	Alameda	Jackson Avenue Elementary	57/61200-00-027	02/04/19	\$ 425,578	\$ -	-
Livermore Valley Joint Unified	Alameda	Leo R Croce Elementary	57/61200-00-028	02/04/19	\$ 1,635,895	\$ -	-
Livermore Valley Joint Unified	Alameda	Arroyo Seco Elementary	57/61200-00-029	02/04/19	\$ 1,029,485	\$ -	-
Los Angeles Unified	Los Angeles	Alain Leroy Locke College Preparatory Academy	57/64733-00-710	02/04/19	\$ 3,102,815	\$ -	-
Los Angeles Unified	Los Angeles	Serrania Avenue Elementary	57/64733-00-711	02/04/19	\$ 567,652	\$ -	-
Los Angeles Unified	Los Angeles	Thirty-Second Street USC Performing Arts	57/64733-00-712	02/04/19	\$ 3,722,787	\$ -	-
Los Angeles Unified	Los Angeles	Belvedere Middle	57/64733-09-011	02/04/19	\$ 530,839	\$ -	-
Los Angeles Unified	Los Angeles	Palisades Charter Elementary	57/64733-47-012	02/04/19	\$ 696,398	\$ -	-
San Bernardino City Unified	San Bernardino	Sierra High	57/67876-00-109	02/04/19	\$ 2,676,097	\$ -	-
Fremont Unified	Alameda	Tom Maloney Elementary	57/61176-00-050	02/05/19	\$ 619,428	\$ -	-
Fremont Unified	Alameda	Cabrillo Elementary	57/61176-00-051	02/05/19	\$ 590,224	\$ -	-
Los Angeles Unified	Los Angeles	Chatsworth Charter High	57/64733-00-713	02/05/19	\$ 7,480,405	\$ -	-
William S. Hart Union High	Los Angeles	William S Hart High	57/65136-00-013	02/05/19	\$ 4,608,312	\$ -	-
San Diego Unified	San Diego	Tierrasanta Elementary	57/68338-00-266	02/05/19	\$ 928,800	\$ -	-
Lucia Mar Unified	San Luis Obispo	Nipomo Elementary	57/68759-00-016	02/05/19	\$ 1,371,741	\$ -	-
Garden Grove Unified	Orange	Bryant Elementary	57/66522-00-091	02/06/19	\$ 513,322	\$ -	-
Garden Grove Unified	Orange	Woodbury Elementary	57/66522-00-092	02/06/19	\$ 645,227	\$ -	-
San Juan Unified	Sacramento	Del Paso Manor Elementary	57/67447-00-069	02/06/19	\$ 3,154,346	\$ -	-
Morgan Hill Unified	Santa Clara	Lewis H Britton Middle	57/69583-00-014	02/06/19	\$ 5,996,563	\$ -	-
Alameda Unified	Alameda	Lincoln Middle	57/61119-00-022	02/08/19	\$ 338,327	\$ -	-
Fountain Valley Elementary	Orange	Plavan (Urbain H) Elementary	57/66498-00-013	02/08/19	\$ 1,080,941	\$ -	-

SFP APPLICATIONS
 Modernization School Facilities Program
 - Workload as of January 31, 2021 -

District	County	Site Name	Application Number	OPSC Date Received	Estimated State Grant (a)	Financial Hardship (b)	Notification Occurred**
Temecula Valley Unified	Riverside	Vail Elementary	57/75192-00-015	02/08/19	\$ 2,704,612	\$ -	
Berkeley Unified	Alameda	Washington Elementary	57/61143-00-023	02/11/19	\$ 1,601,011	\$ -	
Bakersfield City	Kern	Voorhies Elementary	57/63321-00-017	02/11/19	\$ 4,528,560	\$ -	
Los Angeles Unified	Los Angeles	Northridge Middle	57/64733-00-714	02/11/19	\$ 3,303,498	\$ -	
Los Angeles Unified	Los Angeles	Sylmar High	57/64733-00-715	02/11/19	\$ 4,850,619	\$ -	
Los Angeles Unified	Los Angeles	Carpenter Community Charter	57/64733-00-716	02/11/19	\$ 539,095	\$ -	
Los Angeles Unified	Los Angeles	John Muir Middle	57/64733-14-004	02/11/19	\$ 2,652,764	\$ -	
Corning Union High	Tehama	Corning High	57/71506-00-002	02/11/19	\$ 1,533,448	\$ -	
Davis Joint Unified	Yolo	North Davis Elementary	57/72678-00-016	02/11/19	\$ 669,113	\$ -	
Davis Joint Unified	Yolo	Valley Oak Elementary	57/72678-00-017	02/11/19	\$ 951,148	\$ -	
Del Norte County Unified	Del Norte	Pine Grove Elementary	57/61820-00-009	02/12/19	\$ 156,735	\$ 104,490	
Del Norte County Unified	Del Norte	Bess Maxwell Elementary	57/61820-00-010	02/12/19	\$ 193,436	\$ 128,957	
Del Norte County Unified	Del Norte	Mary Peacock Elementary	57/61820-00-011	02/12/19	\$ 248,274	\$ 165,516	
Monterey Peninsula Unified	Monterey	Los Arboles Middle	57/66092-00-029	02/12/19	\$ 1,104,890	\$ -	
Etiwanda Elementary	San Bernardino	Caryn Elementary	57/67702-00-002	02/12/19	\$ 2,595,452	\$ -	
Fremont Unified	Alameda	Niles Elementary	57/61176-00-052	02/13/19	\$ 525,412	\$ -	
Red Bluff Joint Union High	Tehama	Red Bluff High	57/71639-00-003	02/13/19	\$ 8,160,549	\$ -	
Fresno Unified	Fresno	Irwin O Addicott Elementary	57/62166-00-142	02/14/19	\$ 889,302	\$ -	
Fresno Unified	Fresno	Fresno High	57/62166-00-143	02/14/19	\$ 417,237	\$ -	
Monterey Peninsula Unified	Monterey	Central Coast High	57/66092-00-030	02/14/19	\$ 157,663	\$ -	
Monterey Peninsula Unified	Monterey	Stilwell (Joseph W) Elementary	57/66092-00-031	02/14/19	\$ 828,437	\$ -	
Redwood City Elementary	San Mateo	North Star Academy	57/69005-00-006	02/14/19	\$ 694,190	\$ -	
East Side Union High	Santa Clara	Foothill High	57/69427-00-038	02/14/19	\$ 1,048,606	\$ -	
Brawley Elementary	Imperial	Barbara Worth Junior High	57/63073-00-004	02/15/19	\$ 591,616	\$ 394,410	
Brawley Elementary	Imperial	Miguel Hidalgo Elementary	57/63073-00-005	02/15/19	\$ 259,394	\$ 172,929	
Brawley Elementary	Imperial	Phil D Swing Elementary	57/63073-00-006	02/15/19	\$ 107,415	\$ 71,610	
Brawley Elementary	Imperial	Myron D Witter Elementary	57/63073-00-007	02/15/19	\$ 323,175	\$ 215,450	
Brawley Elementary	Imperial	J W Oakley Elementary	57/63073-00-008	02/15/19	\$ 738,805	\$ 492,537	
Napa Valley Unified	Napa	El Centro Elementary	57/66266-00-032	02/15/19	\$ 621,034	\$ -	
San Bernardino City Unified	San Bernardino	North Park Elementary	57/67876-00-110	02/15/19	\$ 1,263,683	\$ -	
Davis Joint Unified	Yolo	Oliver Wendell Holmes Junior High	57/72678-00-018	02/15/19	\$ 1,513,033	\$ -	
Temecula Valley Unified	Riverside	James L Day Middle	57/75192-00-016	02/15/19	\$ 3,086,295	\$ -	
Del Norte County Unified	Del Norte	Mountain Elementary	57/61820-00-012	02/19/19	\$ 81,194	\$ 54,130	
Del Norte County Unified	Del Norte	Redwood Elementary	57/61820-00-013	02/19/19	\$ 132,303	\$ 88,202	
Del Norte County Unified	Del Norte	Smith River Elementary	57/61820-00-014	02/19/19	\$ 105,975	\$ 70,650	
Centinela Valley Union High	Los Angeles	Hawthorne High	57/64352-00-008	02/19/19	\$ 900,114	\$ -	
Downey Unified	Los Angeles	Rio San Gabriel Elementary	57/64451-00-032	02/19/19	\$ 2,440,923	\$ -	
Los Angeles Unified	Los Angeles	Corona Avenue Elementary	57/64733-00-717	02/19/19	\$ 8,172,218	\$ -	
Los Angeles Unified	Los Angeles	Manchester Avenue Elementary	57/64733-00-718	02/19/19	\$ 853,629	\$ -	
Moreno Valley Unified	Riverside	Landmark Middle	57/67124-00-011	02/19/19	\$ 6,394,314	\$ -	
Atascadero Unified	San Luis Obispo	Creston Elementary	57/68700-00-009	02/19/19	\$ 609,289	\$ -	
Dublin Unified	Alameda	Fredriksen Elementary	57/75093-00-016	02/19/19	\$ 532,488	\$ -	
West Park Elementary	Fresno	West Park Elementary	57/62539-00-001	02/20/19	\$ 2,451,741	\$ -	
Wasco Union High	Kern	Westside High (Continuation)	57/63859-00-002	02/20/19	\$ 4,563,812	\$ -	
Fountain Valley Elementary	Orange	Cox (James H) Elementary	57/66498-00-014	02/20/19	\$ 410,145	\$ -	
Fountain Valley Elementary	Orange	Oka (Isojiro) Elementary	57/66498-00-015	02/20/19	\$ 684,338	\$ -	
Ocean View	Orange	College View Elementary	57/66613-00-024	02/20/19	\$ 137,761	\$ -	
South San Francisco Unified	San Mateo	Alta Loma Middle	57/69070-00-022	02/20/19	\$ 480,530	\$ -	
Montecito Union Elementary	Santa Barbara	Montecito Union	57/69252-00-001	02/20/19	\$ 3,465,601	\$ 2,310,401	
Rosemead Elementary	Los Angeles	Emma W Shuey Elementary	57/64931-00-013	02/21/19	\$ 2,236,172	\$ -	
Rosemead Elementary	Los Angeles	Encinita Elementary	57/64931-00-014	02/21/19	\$ 2,744,406	\$ -	
San Rafael City Elementary	Marin	James B Davidson Middle	57/65458-00-014	02/21/19	\$ 2,375,446	\$ -	
Castro Valley Unified	Alameda	Castro Valley High	57/61150-00-027	02/22/19	\$ 4,392,880	\$ -	
Los Angeles Unified	Los Angeles	Christopher Columbus Middle	57/64733-00-719	02/22/19	\$ 5,588,324	\$ -	
Los Angeles Unified	Los Angeles	Phineas Banning Senior High	57/64733-00-720	02/22/19	\$ 5,499,604	\$ -	
Westminster Elementary	Orange	DeMille Elementary	57/66746-00-019	02/22/19	\$ 1,006,950	\$ -	
San Diego Unified	San Diego	Pacific Beach Middle	57/68338-00-267	02/22/19	\$ 3,742,898	\$ -	
San Diego Unified	San Diego	Longfellow K-8	57/68338-00-268	02/22/19	\$ 3,593,476	\$ -	
Los Angeles Unified	Los Angeles	San Pedro Senior High	57/64733-20-021	02/25/19	\$ 1,985,912	\$ -	
Los Angeles Unified	Los Angeles	University High	57/64733-21-035	02/25/19	\$ 14,715,719	\$ -	
Garden Grove Unified	Orange	Brookhurst Elementary	57/66522-00-093	02/25/19	\$ 856,739	\$ -	
Roseville Joint Union High	Placer	Roseville High	57/66928-00-005	02/25/19	\$ 9,190,283	\$ -	

SFP APPLICATIONS
 Modernization School Facilities Program
 - Workload as of January 31, 2021 -

District	County	Site Name	Application Number	OPSC Date Received	Estimated State Grant (a)	Financial Hardship (b)	Notification Occurred**
Barstow Unified	San Bernardino	Montara Elementary	57/67611-00-005	02/25/19	\$ 492,636	\$ -	
San Rafael City Elementary	Marin	San Pedro Elementary	57/65458-00-015	02/26/19	\$ 1,342,919	\$ -	
Chula Vista Elementary	San Diego	Harborside Elementary	57/68023-00-018	02/26/19	\$ 1,727,012	\$ -	
Chula Vista Elementary	San Diego	Sunnyside Elementary	57/68023-00-019	02/26/19	\$ 1,603,654	\$ -	
Grossmont Union High	San Diego	Mount Miguel High	57/68130-00-034	02/26/19	\$ 171,453	\$ -	
San Ramon Valley Unified	Contra Costa	San Ramon Valley High	57/61804-00-042	02/27/19	\$ 1,466,180	\$ -	
Newport-Mesa Unified	Orange	Newport Heights Elementary	57/66597-00-046	02/27/19	\$ 1,357,631	\$ -	
Riverside Unified	Riverside	Highgrove Elementary	57/67215-00-036	02/27/19	\$ 2,343,802	\$ -	
Ceres Unified	Stanislaus	Caswell Elementary	57/71043-00-016	02/27/19	\$ 806,252	\$ -	
Reef-Sunset Unified	Kings	Reef Sunset Middle	57/73932-00-010	02/27/19	\$ 1,683,520	\$ 1,122,347	
Castro Valley Unified	Alameda	Palomares Elementary	57/61150-00-028	02/28/19	\$ 219,553	\$ -	
San Ramon Valley Unified	Contra Costa	California High	57/61804-00-041	02/28/19	\$ 1,593,117	\$ -	
Sanger Unified	Fresno	Washington Academic Middle	57/62414-00-018	02/28/19	\$ 1,338,565	\$ -	
Los Angeles Unified	Los Angeles	Crenshaw Senior High	57/64733-00-721	02/28/19	\$ 13,126,327	\$ -	
Los Angeles Unified	Los Angeles	San Fernando Senior High	57/64733-73-006	02/28/19	\$ 1,028,847	\$ -	
Mountain View Elementary	Los Angeles	Baker Elementary	57/64816-00-001	02/28/19	\$ 6,818,888	\$ -	
Mountain View Elementary	Los Angeles	Willard F Payne Elementary	57/64816-00-002	02/28/19	\$ 2,822,355	\$ -	
Mountain View Elementary	Los Angeles	Parkview Elementary	57/64816-00-003	02/28/19	\$ 3,924,977	\$ -	
Mountain View Elementary	Los Angeles	Maxson Elementary	57/64816-00-004	02/28/19	\$ 4,447,828	\$ -	
Mountain View Elementary	Los Angeles	Alfred S Madrid Middle	57/64816-00-005	02/28/19	\$ 2,991,065	\$ -	
Mountain View Elementary	Los Angeles	Twin Lakes Elementary	57/64816-00-006	02/28/19	\$ 2,713,876	\$ -	
Mountain View Elementary	Los Angeles	La Primaria Elementary	57/64816-00-007	02/28/19	\$ 1,803,109	\$ -	
Mountain View Elementary	Los Angeles	Jerry Voorhis Elementary	57/64816-00-008	02/28/19	\$ 3,198,061	\$ -	
Red Bluff Joint Union High	Tehama	Red Bluff High	57/71639-00-004	02/28/19	\$ 8,377,107	\$ -	
Manhattan Beach Unified	Los Angeles	Mira Costa High	57/75333-00-007	02/28/19	\$ 2,548,471	\$ -	
Los Angeles Unified	Los Angeles	Venice Senior High	58/64733-00-005*	02/07/20	\$ 720,104	\$ -	
Plumas Unified	Plumas	Quincy Elementary	58/66969-00-003	08/28/20	\$ 2,881,602	\$ -	
Beverly Hills Unified	Los Angeles	Beverly Hills High	58/64311-00-005*	11/11/20	\$ 18,131,952	\$ -	
Chico Unified	Butte	Chapman Elementary	58/61424-00-002	12/17/20	\$ 261,475	\$ -	
Chico Unified	Butte	Rosedale Elementary	58/61424-00-003	12/17/20	\$ 261,332	\$ -	
Chico Unified	Butte	Sierra View Elementary	58/61424-00-004	12/17/20	\$ 275,631	\$ -	
Chico Unified	Butte	Chico Jr. High	58/61424-00-005	12/17/20	\$ 1,032,766	\$ -	
Tahoe-Truckee Unified	Placer	Tahoe Lake Elementary	58/66944-00-001	01/07/21	\$ 724,436	\$ -	
Lassen View Union Elementary	Tehama	Lassen View Elementary	58/71563-00-001	01/26/21	\$ 111,308	\$ -	

Summary of Modernization Funding		Total (in Dollars)
Estimated State Grant (Column F)	\$	1,540,222,582
Financial Hardship (Column G)	\$	33,298,149
Total of Estimated State Grant and Financial Hardship	\$	1,573,520,731

Modernization Funding	Estimated State Grant	Financial Hardship
Funding Sub-totals	\$ 1,515,821,977	\$ 33,298,149
Facility Hardship - Non-Seismic	\$ 5,548,550	\$ -
Funding Total	\$ 1,554,668,675	\$ -
Facility Hardship - Seismic	\$ 18,852,056	\$ -

(a) Represents estimated 60% state share of project including excessive cost grants. Sesimic Mitigation Program projects represents the estimated 50% state share of project. Amounts shown have not been reviewed by OPSC for compliance with all School Facility Program requirements.

(b) Represents estimated financial hardship. Amounts shown have not been reviewed by OPSC for compliance with all School Facility Program requirements.

*Facility Hardship project requesting Seismic Mitigation Program funding.

**School districts have been notified that the Office of Public School Construction will begin processing the district's application in the near future.

*** Estimated State Grant is equal to the estimated State Share at the time the application was submitted.

SCHOOL FACILITY PROGRAM APPLICATIONS
Career Technical Education Facilities Program
- Workload as of January 31, 2021 -

Funding Cycle	Locale	CTE Score	Weighted Scores	Prior CTEFP Funding Y/N	District/ Joint Powers Authority	County	Site Name	Application Number	Received Date	REQUESTED STATE GRANT (a)	REQUESTED STATE LOAN (b)	TOTAL ESTIMATED STATE GRANT
6	Urban	116.50	85.00		FREMONT UNION HIGH	Santa Clara	HOMESTEAD HIGH	55/69468-00-001*	06/24/2020	\$ 1,148,679.00	\$ -	\$ 1,148,679.00
6	Rural	105.50			SELMA UNIFIED	Fresno	SELMA HIGH	55/62430-00-002*	04/10/2020	\$ 2,980,536.00	\$ -	\$ 2,980,536.00
6	Suburban	118.00	90.00		JURUPA UNIFIED	Riverside	JURUPA VALLEY HIGH	59/67090-00-006*	04/06/2020	\$ 62,830.00	\$ -	\$ 62,830.00
6	Urban	116.00	88.00		SAN DIEGO UNIFIED	San Diego	MORSE SENIOR HIGH	55/68338-00-005*	04/01/2020	\$ 3,000,000.00	\$ -	\$ 3,000,000.00
6	Rural	105.00	82.00		DEL NORTE COUNTY UNIFIED	Del Norte	DEL NORTE HIGH	59/61820-00-001*	02/20/2020	\$ 152,781.00	\$ -	\$ 152,781.00
6	Suburban	118.00	89.00		ELK GROVE UNIFIED	Sacramento	PLEASANT GROVE HIGH	55/67314-00-014*	04/03/2020	\$ 935,792.00	\$ -	\$ 935,792.00
6	Urban	116.00	86.00		LODI UNIFIED	San Joaquin	BEAR CREEK HIGH	55/68585-00-003*	03/31/2020	\$ 1,834,512.00	\$ -	\$ 1,834,512.00
6	Rural	105.00	80.00		MOUNTAIN VALLEY UNIFIED	Trinity	HAYFORK HIGH	55/75028-00-002*	03/18/2020	\$ 3,000,000.00	\$ -	\$ 3,000,000.00
6	Suburban	118.00	85.00		BENICIA UNIFIED	Solano	BENICIA HIGH	55/70524-00-003*	12/11/2019	\$ 2,783,347.00	\$ -	\$ 2,783,347.00
6	Urban	115.50	88.00		TUSTIN UNIFIED	Orange	LEGACY MAGNET ACADEMY	55/73643-00-004*	03/09/2020	\$ 3,000,000.00	\$ -	\$ 3,000,000.00
6	Rural	105.00	79.00		PALO VERDE UNIFIED	Riverside	PALO VERDE HIGH	55/67181-00-001*	04/06/2020	\$ 3,000,000.00	\$ -	\$ 3,000,000.00
6	Suburban	118.00	84.00		CENTER JOINT UNIFIED	Sacramento	CENTER HIGH	59/73973-00-004*	12/06/2019	\$ 280,817.00	\$ -	\$ 280,817.00
6	Urban	115.50	84.00		SAN DIEGO UNIFIED	San Diego	LA JOLLA SENIOR HIGH	59/68338-00-023*	04/01/2020	\$ 744,868.00	\$ -	\$ 744,868.00
6	Rural	105.00	77.00		SELMA UNIFIED	Fresno	SELMA HIGH	55/62430-00-003*	04/10/2020	\$ 3,000,000.00	\$ -	\$ 3,000,000.00
6	Suburban	117.00	91.00		CENTINELA VALLEY UNION HIGH	Los Angeles	HAWTHORNE HIGH	55/64352-00-009*	04/06/2020	\$ 1,393,286.00	\$ -	\$ 1,393,286.00
6	Urban	115.00			GLENDALE UNIFIED	Los Angeles	HOOVER (HERBERT) SENIOR HIGH	59/64568-00-003*	04/03/2020	\$ 303,570.00	\$ -	\$ 303,570.00
6	Rural	105.00	76.00		PATTERSON JOINT UNIFIED	Stanislaus	PATTERSON HIGH	55/71217-00-003*	06/16/2020	\$ 2,999,965.00	\$ -	\$ 2,999,965.00
6	Suburban	117.00	87.00		WEST CONTRA COSTA UNIFIED	Contra Costa	PINOLE VALLEY HIGH	55/61796-04-003*	03/27/2020	\$ 1,206,614.00	\$ -	\$ 1,206,614.00
6	Urban	114.50			LOS ANGELES UNIFIED	Los Angeles	BOYLE HEIGHTS STEM HIGH	55/64733-00-030*	06/30/2020	\$ 2,068,338.00	\$ -	\$ 2,068,338.00
6	Suburban	116.50			CORONA-NORCO UNIFIED	Riverside	ROOSEVELT HIGH	55/67033-00-003*	04/01/2020	\$ 1,787,158.00	\$ -	\$ 1,787,158.00
6	Urban	113.50			LONG BEACH UNIFIED	Los Angeles	MILLIKAN SENIOR HIGH	55/64725-05-004*	06/02/2020	\$ -	\$ -	\$ -
6	Suburban	116.00			WEST CONTRA COSTA UNIFIED	Contra Costa	PINOLE VALLEY HIGH	55/61796-04-002*	03/27/2020	\$ 1,201,883.00	\$ -	\$ 1,201,883.00
6	Urban	113.00			VENTURA UNIFIED	Ventura	VENTURA HIGH	59/72652-00-001*	05/06/2020	\$ 1,243,874.00	\$ -	\$ 1,243,874.00
6	Suburban	115.00			ALHAMBRA UNIFIED	Los Angeles	MARK KEPPEL HIGH	55/75713-00-003*	03/16/2020	\$ 2,201,792.00	\$ -	\$ 2,201,792.00
6	Urban	111.50	92.00		VENTURA UNIFIED	Ventura	VENTURA HIGH	59/72652-00-002*	05/06/2020	\$ 762,547.00	\$ -	\$ 762,547.00
6	Suburban	114.50	91.00		SIMI VALLEY UNIFIED	Ventura	SANTA SUSANA HIGH	55/72603-00-003*	06/30/2020	\$ 3,000,000.00	\$ -	\$ 3,000,000.00
6	Urban	111.50	80.00		CAMPBELL UNION HIGH	Santa Clara	LEIGH HIGH	55/69401-00-013*	06/29/2020	\$ 2,397,889.00	\$ 2,397,889.00	\$ 4,795,778.00
6	Suburban	114.50**	86.00**	N**	COMPTON UNIFIED	Los Angeles	COMPTON HIGH	55/73437-00-004*	06/25/2020	\$ 3,000,000.00	\$ -	\$ 3,000,000.00
6	Urban	111.50	76.00		SANTA ANA UNIFIED	Orange	SEGERSTROM HIGH	55/66670-00-006*	03/31/2020	\$ 3,000,000.00	\$ -	\$ 3,000,000.00
6	Suburban	114.50**	86.00**	N**	CENTER JOINT UNIFIED	Sacramento	CENTER HIGH	55/73973-00-002*	03/18/2020	\$ 2,247,127.00	\$ -	\$ 2,247,127.00
6	Urban	111.00	82.00		SAN DIEGO UNIFIED	San Diego	LINCOLN HIGH SCHOOL	59/68338-00-028*	04/01/2020	\$ 636,004.00	\$ -	\$ 636,004.00
6	Suburban	114.00	82.00		SAN JUAN UNIFIED	Sacramento	DEL CAMPO HIGH	59/67447-00-004*	03/26/2020	\$ 908,534.00	\$ -	\$ 908,534.00
6	Urban	111.00	80.00		CAMPBELL UNION HIGH	Santa Clara	WESTMONT HIGH	55/69401-00-014*	06/29/2020	\$ 2,472,522.00	\$ 2,472,522.00	\$ 4,945,044.00
6	Suburban	114.00	79.00		CORONA-NORCO UNIFIED	Riverside	ELEANOR ROOSEVELT HIGH	55/67033-00-002*	04/01/2020	\$ 1,833,277.00	\$ -	\$ 1,833,277.00
6	Urban	110.50			SAN DIEGO UNIFIED	San Diego	LINCOLN HIGH SCHOOL	59/68338-00-030*	04/01/2020	\$ 619,549.00	\$ -	\$ 619,549.00
6	Suburban	113.50	87.00		SACRAMENTO CITY UNIFIED	Sacramento	ROSEMONT HIGH	55/67439-00-002*	06/29/2020	\$ 1,250,000.00	\$ -	\$ 1,250,000.00
6	Urban	109.50			VENTURA UNIFIED	Ventura	VENTURA HIGH	59/72652-00-003*	05/06/2020	\$ 777,650.00	\$ -	\$ 777,650.00
6	Suburban	113.50	86.00		WEST CONTRA COSTA UNIFIED	Contra Costa	PINOLE VALLEY HIGH	55/61796-04-001*	03/27/2020	\$ 2,003,776.00	\$ -	\$ 2,003,776.00
6	Urban	108.50			LOS ANGELES UNIFIED	Los Angeles	GRANT (ULYSSES S.) SENIOR HIGH	55/64733-00-029*	06/30/2020	\$ 2,842,443.00	\$ -	\$ 2,842,443.00
6	Suburban	113.00	77.00		CENTINELA VALLEY UNION HIGH	Los Angeles	HAWTHORNE HIGH	55/64352-00-007*	03/30/2020	\$ 1,881,729.00	\$ -	\$ 1,881,729.00
6	Urban	107.50	80.00		ANAHEIM UNION HIGH	Orange	MAGNOLIA HIGH	55/66431-05-001*	04/03/2020	\$ 1,316,065.00	\$ -	\$ 1,316,065.00
6	Suburban	112.00			LYNWOOD UNIFIED	Los Angeles	LYNWOOD HIGH	59/64774-00-003*	04/03/2020	\$ 675,000.00	\$ -	\$ 675,000.00
6	Urban	107.50	77.00		RIPON UNIFIED	San Joaquin	RIPON HIGH	55/68650-00-001*	03/31/2020	\$ 1,582,695.00	\$ -	\$ 1,582,695.00
6	Suburban	111.50	84.00		GROSSMONT UNION HIGH	San Diego	MT. MIGUEL HIGH	59/68130-00-005*	03/03/2020	\$ 1,399,749.00	\$ -	\$ 1,399,749.00
6	Urban	107.00	85.00		PLEASANTON UNIFIED	Alameda	FOOTHILL HIGH	55/75101-00-007*	06/26/2020	\$ 3,000,000.00	\$ -	\$ 3,000,000.00
6	Suburban	111.50	80.00		CAMPBELL UNION HIGH	Santa Clara	PROSPECT HIGH	55/69401-00-015*	06/29/2020	\$ 2,455,157.00	\$ 2,455,157.00	\$ 4,910,313.00
6	Urban	107.00	80.00		SAN DIEGO UNIFIED	San Diego	CRAWFORD SENIOR HIGH	59/68338-00-034*	04/01/2020	\$ 1,251,938.00	\$ -	\$ 1,251,938.00
6	Suburban	110.50	82.00		VAL VERDE UNIFIED	Riverside	RANCHO VERDE HIGH	59/75242-00-001*	06/30/2020	\$ 224,132.00	\$ -	\$ 224,132.00
6	Urban	106.00	91.00		VENTURA UNIFIED	Ventura	BUENA HIGH	59/72652-00-004*	05/06/2020	\$ 1,050,526.00	\$ -	\$ 1,050,526.00
6	Suburban	110.50	80.00		CENTER JOINT UNIFIED	Sacramento	CENTER HIGH	55/73973-00-004*	03/18/2020	\$ 1,856,948.00	\$ -	\$ 1,856,948.00
6	Urban	106.00	82.00		SAN DIEGO UNIFIED	San Diego	HOOVER SENIOR HIGH	59/68338-00-027*	04/01/2020	\$ 1,418,508.00	\$ -	\$ 1,418,508.00
6	Suburban	110.00	87.00		DUBLIN UNIFIED	Alameda	DUBLIN HIGH	55/75093-00-002*	06/30/2020	\$ 265,505.00	\$ -	\$ 265,505.00
6	Urban	105.00	79.00		LONG BEACH UNIFIED	Los Angeles	JORDAN HIGH	55/64725-00-009*	04/17/2020	\$ 3,000,000.00	\$ -	\$ 3,000,000.00
6	Suburban	110.00	80.00		COMPTON UNIFIED	Los Angeles	COMPTON HIGH	55/73437-00-005*	06/25/2020	\$ 2,384,231.00	\$ -	\$ 2,384,231.00
6	Urban	105.00	77.00		SAN DIEGO UNIFIED	San Diego	KEARNY SCT	59/68338-00-036*	04/01/2020	\$ 1,498,092.00	\$ -	\$ 1,498,092.00
6	Suburban	108.50	87.00		DOWNEY UNIFIED	Los Angeles	WARREN HIGH	55/64451-00-005*	03/24/2020	\$ 3,000,000.00	\$ -	\$ 3,000,000.00
6	Urban	105.00	73.00		SAN LUIS COASTAL UNIFIED	San Luis Obispo	SAN LUIS OBISPO HIGH	55/68809-00-002*	03/03/2020	\$ 3,000,000.00	\$ -	\$ 3,000,000.00

SCHOOL FACILITY PROGRAM APPLICATIONS
Career Technical Education Facilities Program
- Workload as of January 31, 2021 -

<u>Funding Cycle</u>	<u>Locale</u>	<u>CTE Score</u>	<u>Weighted Scores</u>	<u>Prior CTEFP Funding Y/N</u>	<u>District/ Joint Powers Authority</u>	<u>County</u>	<u>Site Name</u>	<u>Application Number</u>	<u>Received Date</u>	<u>REQUESTED STATE GRANT (a)</u>	<u>REQUESTED STATE LOAN (b)</u>	<u>TOTAL ESTIMATED STATE GRANT</u>
6	Suburban	108.50	86.00		SANTA CRUZ CITY HIGH	Santa Cruz	SOQUEL HIGH	59/69823-00-003*	04/01/2020	\$ 372,071.00	\$ -	\$ 372,071.00
6	Suburban	108.50	84.00		MORGAN HILL UNIFIED	Santa Clara	ANN SOBRATO HIGH	55/69583-00-004*	04/10/2020	\$ 3,000,000.00	\$ -	\$ 3,000,000.00
6	Suburban	108.50	80.00		ATASCADERO UNIFIED	San Luis Obispo	ATASCADERO HIGH	59/68700-00-003*	03/31/2020	\$ 919,970.00	\$ -	\$ 919,970.00
6	Suburban	108.00			DOWNEY UNIFIED	Los Angeles	WARREN HIGH	55/64451-00-004*	03/24/2020	\$ 3,000,000.00	\$ -	\$ 3,000,000.00
6	Suburban	107.50			LIBERTY UNION HIGH	Contra Costa	FREEDOM HIGH	55/61721-00-003*	04/03/2020	\$ 1,166,863.00	\$ -	\$ 1,166,863.00
6	Suburban	107.00			VISTA UNIFIED	San Diego	VISTA HIGH	55/68452-00-004*	06/22/2020	\$ 3,000,000.00	\$ -	\$ 3,000,000.00
6	Suburban	106.50			DUBLIN UNIFIED	Alameda	DUBLIN HIGH	55/75093-00-003*	06/30/2020	\$ 312,724.00	\$ -	\$ 312,724.00
6	Suburban	106.00			ABC UNIFIED	Los Angeles	ARTESIA HIGH	55/64212-00-001*	04/02/2020	\$ 2,673,655.00	\$ -	\$ 2,673,655.00
6	Suburban	105.50	81.00		MISSION VALLEY ROP	Alameda	MISSION VALLEY ROCP	59/74021-00-002*	02/11/2020	\$ 450,000.00	\$ -	\$ 450,000.00
6	Suburban	105.50	76.00		SANTA MARIA JOINT UNION HIGH	Santa Barbara	RIGHETTI (ERNEST) HIGH	55/69310-00-005*	06/29/2020	\$ 1,466,944.00	\$ -	\$ 1,466,944.00
6	Suburban	105.00	82.00		IMPERIAL VALLEY ROP	Imperial	IMPERIAL VALLEY ROP	59/74401-00-001*	03/19/2020	\$ 261,000.00	\$ -	\$ 261,000.00
6	Suburban	105.00	81.00		DOWNEY UNIFIED	Los Angeles	WARREN HIGH	55/64451-00-006*	03/24/2020	\$ 3,000,000.00	\$ -	\$ 3,000,000.00
6	Suburban	105.00	72.00		ATASCADERO UNIFIED	San Luis Obispo	ATASCADERO HIGH	55/68700-00-002*	04/01/2020	\$ 2,180,967.00	\$ -	\$ 2,180,967.00
6	Suburban	105.00	70.00		ATASCADERO UNIFIED	San Luis Obispo	ATASCADERO HIGH	55/68700-00-003*	04/01/2020	\$ 532,386.00	\$ -	\$ 532,386.00

Summary of Requested CTEFP Funding	Total (in Dollars)
Requested State Grant (a)	\$ 121,678,815.00
Requested State Loan (b)	\$ 7,325,568.00
Total of Estimated State Grant and State Loan	\$ 129,004,382.00

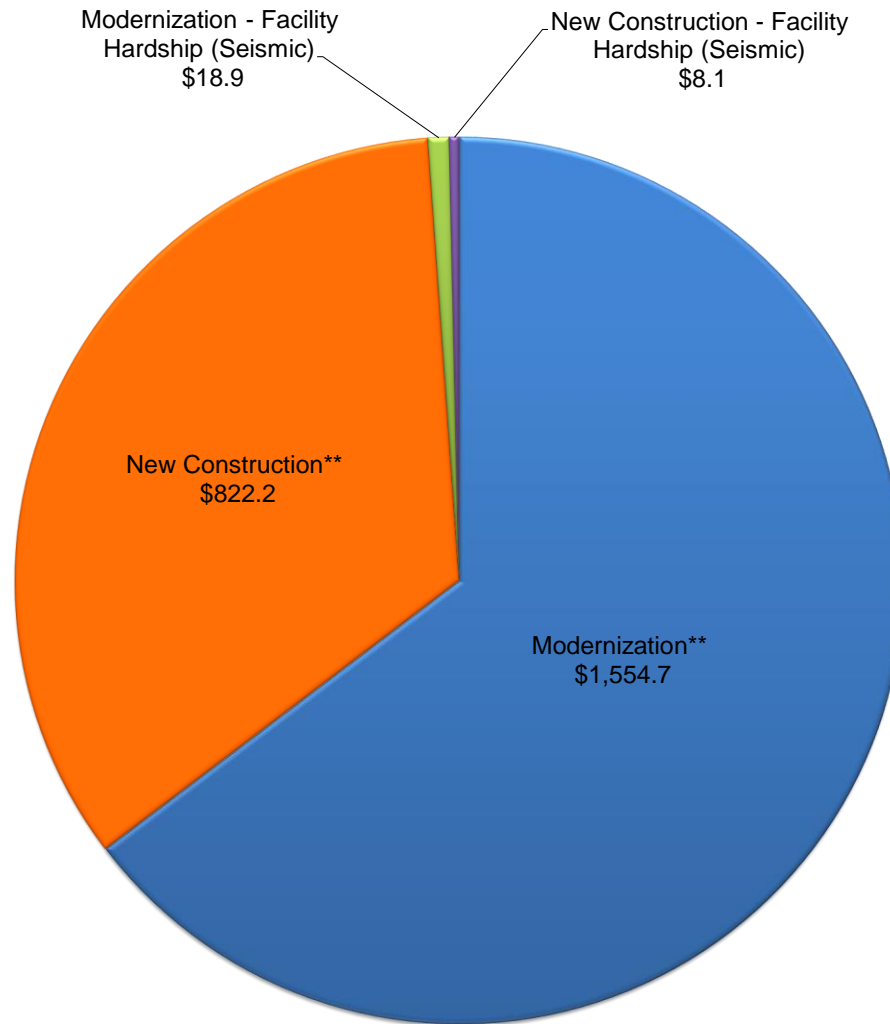
(a) Represents the requested state share of the project. Amounts shown have not been reviewed by OPSC for compliance with all Career Technical Education Facilities Program requirements.

(b) Represents the requested loan amount. Amounts shown have not been reviewed by OPSC for compliance with all Career Technical Education Facilities Program requirements.

*These applications exceed the available bond authority as of the date of this report. Placement on this list does not provide a future guarantee of funding.

**Final funding order for tied applications to be determined at a later date should bond authority become available.

School Facility Program Applications within Bond Authority*
- in millions of dollars, as of January 31, 2021 -



*The projects on this report only represents completed applications that are awaiting Office of Public School Construction (OPSC) processing and scheduling to the State Allocation Board. It does not reflect the OPSC's complete workload or guarantee the project is within available bond authority.

** Includes Facility Hardship Non-Seismic applications.

This list includes future workload that is identified as:

- Pending reflects workload that has been processed by OPSC but awaiting further information/documentation from the district.
- Reviewing reflects currently being processed by OPSC.

SCHOOL DISTRICT EXTENSION REQUESTS

(as of February 1, 2021)

Total Number of Requests: **456**

<table style="width: 100%; border-collapse: collapse;"> <tr> <th colspan="2" style="text-align: center;"><u>REQUESTS</u></th> </tr> <tr> <td>Approved:</td> <td style="text-align: right;">403</td> </tr> <tr> <td>No Longer Needed:</td> <td style="text-align: right;">37</td> </tr> <tr> <td>Denied:</td> <td style="text-align: right;">13</td> </tr> <tr> <td>Pending:</td> <td style="text-align: right;">3</td> </tr> <tr> <td colspan="2" style="border-top: 1px solid black; text-align: right;">456</td> </tr> </table>	<u>REQUESTS</u>		Approved:	403	No Longer Needed:	37	Denied:	13	Pending:	3	456			<table style="width: 100%; border-collapse: collapse;"> <tr> <th colspan="2" style="text-align: center;"><u>APPROVED EXTENSIONS</u></th> </tr> <tr> <td>Responses Received:</td> <td style="text-align: right;">329</td> </tr> <tr> <td>Responses Pending:</td> <td style="text-align: right;">74</td> </tr> <tr> <td colspan="2" style="border-top: 1px solid black; text-align: right;">403</td> </tr> </table> <table style="width: 100%; border-collapse: collapse;"> <tr> <th colspan="2" style="text-align: center;"><u>TYPES OF PENDING REQUESTS</u></th> </tr> <tr> <td>Eligibility & Funding Responses:</td> <td style="text-align: right;">26</td> </tr> <tr> <td>Expenditure Reports:</td> <td style="text-align: right;">33</td> </tr> <tr> <td>Fund Release:</td> <td style="text-align: right;">1</td> </tr> <tr> <td>Substantial Progress:</td> <td style="text-align: right;">0</td> </tr> <tr> <td>Audit Correspondence:</td> <td style="text-align: right;">0</td> </tr> <tr> <td>Accounts Receivables:</td> <td style="text-align: right;">1</td> </tr> <tr> <td>Full-Day Kindergarten:</td> <td style="text-align: right;">13</td> </tr> <tr> <td colspan="2" style="border-top: 1px solid black; text-align: right;">74</td> </tr> </table>	<u>APPROVED EXTENSIONS</u>		Responses Received:	329	Responses Pending:	74	403		<u>TYPES OF PENDING REQUESTS</u>		Eligibility & Funding Responses:	26	Expenditure Reports:	33	Fund Release:	1	Substantial Progress:	0	Audit Correspondence:	0	Accounts Receivables:	1	Full-Day Kindergarten:	13	74	
<u>REQUESTS</u>																																								
Approved:	403																																							
No Longer Needed:	37																																							
Denied:	13																																							
Pending:	3																																							
456																																								
<u>APPROVED EXTENSIONS</u>																																								
Responses Received:	329																																							
Responses Pending:	74																																							
403																																								
<u>TYPES OF PENDING REQUESTS</u>																																								
Eligibility & Funding Responses:	26																																							
Expenditure Reports:	33																																							
Fund Release:	1																																							
Substantial Progress:	0																																							
Audit Correspondence:	0																																							
Accounts Receivables:	1																																							
Full-Day Kindergarten:	13																																							
74																																								
<table style="width: 100%; border-collapse: collapse;"> <tr> <th colspan="2" style="text-align: center;"><u>SCHOOL DISTRICT SIZE</u></th> </tr> <tr> <td>Large:</td> <td style="text-align: right;">221</td> </tr> <tr> <td>Medium:</td> <td style="text-align: right;">121</td> </tr> <tr> <td>Small:</td> <td style="text-align: right;">114</td> </tr> <tr> <td colspan="2" style="border-top: 1px solid black; text-align: right;">456</td> </tr> </table>	<u>SCHOOL DISTRICT SIZE</u>		Large:	221	Medium:	121	Small:	114	456																															
<u>SCHOOL DISTRICT SIZE</u>																																								
Large:	221																																							
Medium:	121																																							
Small:	114																																							
456																																								

DENIED EXTENSION REQUESTS

Alpaugh Unified School District	The District requested a time extension to submit the final Expenditure Report to OPSC. The delay is due to staff turnover and not COVID-19 related; OPSC worked with District through the regular time extension request process.
Anaheim Union High School District	The District did not hire a cost estimator until after receiving the 15-day letter request from OPSC. A detail cost estimate is part of a complete application acceptance.
Glenn County Office of Education	District applied for funding in the 6th round of CTE. The architect's cost estimate included lump sums. The 15-Day letter sent July 3, 2020 requested it to be broken out. The extension request to November 2nd is well after the anticipated September 2020. funding round.
Greenfield Union Elementary School District	Change of scope requested for a Full-Day Kindergarten project. A 2-year extension was requested. Request was denied because it was the subject of an appeal that OPSC cannot administratively approve.
Hilmar Unified School District	The project was delayed due to the District and its advisory committee to change the of scope of the project as a result of additional local funds being available. The project was approved by the State Allocation Board in May 2019, well before the start of the COVID-19 pandemic.

Hollister Elementary School District	The request was not COVID-19 related. OPSC worked with District through the regular time extension request process.
Island Union Elementary School District	This project was apportioned in October 2018 for Advanced Design. District had one year to obtain DSA approval of plans. At the time of the extension request, the District still had three months to obtain DSA approval.
Lagunita Elementary School District	The project was funded in November 2018 and requested a Substantial Progress extension. The request was denied because the reason for the delay is a local funding/priorities issue. The District can also already request a Substantial Progress deadline extension under "other evidence" if needed.
Moreno Valley Unified School District	The District requested a time extension to decide how to respond to OPSC's 4-Day Letter for a CTE project. The District needed to determine how to address the need for an increase in the grant request after the application was scored by CDE. OPSC does not allow for cost increases beyond those already reviewed by CDE.
Oakland Unified - Eres Academy	The request was not COVID-19 related. OPSC worked with District through the regular time extension request process.
San Bernardino City Unified School District	The District is only one year into project construction. The District requested a 5th year to complete project (3 years in advance of deadline). Denied at this time; the request is premature.
Santa Ana Unified School District	Project was approved in May 2019. The District did not participate in the Priority Funding (PF) Process in Fall 2019 and incurred one non-participation occurrence. The District participated in the PF process in Fall PF 2019 and was apportioned at the May 2020 SAB. Plans should have been well underway for design prior to COVID-19 pandemic. At the time of the request, the District still had 11 months to design and obtain approval from DSA.
Vacaville Unified School District	The request was not COVID-19 related. OPSC worked with District through the regular time extension request process.

School District Extension Requests
(as of February 1, 2021)

District Size	District Name	Project/Site Name	Type of Request	Project Number	Category of Request	Description of Deliverable	Original Due Date	Requested Extension Date	Receipt Date for Requested Documents	Status
Large	Los Angeles Unified	Stagg Street Elementary	Funding	57/64733-00-628	Eligibility & Funding Responses	Form SAB 50-04 - 15-Day Response	3/25/2020	4/10/2020	4/10/2020	Approved - Closed
Large	Los Angeles Unified	Coldwater Canyon Elementary	Funding	57/64733-00-629	Eligibility & Funding Responses	Form SAB 50-04 - 15-Day Response	3/26/2020	4/10/2020	5/1/2020	Approved - Closed
Large	Oxnard Elementary	Lemonwood Elementary	Funding	50/72538-00-013	Eligibility & Funding Responses	Form SAB 50-04 - 4-Day Response	4/2/2020	4/10/2020	4/21/2020	Approved - Closed
Small	Galt Joint Union High	Liberty Ranch High	Funding	58/67355-00-001	Eligibility & Funding Responses	Form SAB 50-04 - 15-Day Response	4/1/2020	4/17/2020	4/17/2020	Approved - Closed
	William S. Hart									
Large	Union High	Placerita Junior High	Funding	50/65136-00-014	Eligibility & Funding Responses	Form SAB 50-04 - 4-Day Response	4/10/2020	4/17/2020	4/17/2020	Approved - Closed
Large	Los Angeles Unified	Coldwater Canyon Elementary	Funding	57/64733-00-029	Eligibility & Funding Responses	Form SAB 50-04 - 15-Day Response	3/26/2020	4/17/2020	5/1/2020	Approved - Closed
Large	Irvine Unified	Santiago Hills Elementary	Funding	57/73650-00-021	Eligibility & Funding Responses	Form SAB 50-04 - 15-Day Response	3/25/2020	4/17/2020	4/17/2020	Approved - Closed
Large	Los Angeles Unified	Dana (Richard Henry) Middle	Funding	57/64733-00-019	Eligibility & Funding Responses	Form SAB 50-04 - 15-Day Response	3/19/2020	4/17/2020	5/1/2020	Approved - Closed
Large	Los Angeles Unified	Sylmar Senior High	Funding	57/64733-00-618	Eligibility & Funding Responses	Form SAB 50-04 - 15-Day Response	3/19/2020	4/17/2020	7/2/2020	Approved - Closed
Large	Sequoia Union High	Redwood High	Funding	57/69062-00-037	Eligibility & Funding Responses	Form SAB 50-04 - 15-Day Response	3/26/2020	4/17/2020	7/27/2020	Approved - Closed
Large	Sequoia Union High	Redwood High	Funding	50/69062-01-014	Eligibility & Funding Responses	Form SAB 50-04 - 15-Day Response	3/26/2020	4/17/2020	Withdrawn	Withdrawn
	Merced River Union									
Small	Elementary	Washington Elementary	Funding	57/73726-00-001	Eligibility & Funding Responses	Form SAB 50-04 - 15-Day Response	3/24/2020	4/23/2020	Withdrawn	Withdrawn
	Santa Monica Malibu									
Large	Unified	John Adams Middle	Funding	51/64980-00-001	Eligibility & Funding Responses	Form SAB 50-04 - 15-Day Response	4/20/2020	4/24/2020	4/20/2020	Approved - Closed
Large	Los Angeles Unified	Fremont (John C.) Senior High	Funding	56/64733-00-019	Accounts Receivables	Accounts Receivable Payments	4/27/2020	4/25/2020	4/21/2020	Approved - Closed
Large	Los Angeles Unified	Coldwater Canyon	Funding	57/64733-00-629	Eligibility & Funding Responses	Form SAB 50-04 - 15-Day Response	4/27/2020	5/1/2020	5/1/2020	Approved - Closed
Large	Los Angeles Unified	Dana (Richard Henry) Middle	Funding	57/64733-20-019	Eligibility & Funding Responses	Form SAB 50-04 - 15-Day Response	3/19/2020	5/1/2020	5/1/2020	Approved - Closed
Large	Los Angeles Unified	Sylmar	Funding	57/64733-00-618	Eligibility & Funding Responses	Form SAB 50-04 - 15-Day Response	3/19/2020	5/1/2020	5/1/2020	Approved - Closed
	Larkspur-Corte									
Small	Madera	Neil Cummins Elementary	Funding	57/65367-00-007	Full-Day Kindergarten	FDKFGP - 15-Day Response	4/22/2020	5/1/2020	5/27/2020	Approved - Closed
						Form SAB 50-04 - 15-Day Response / Corrected SAB 50-04				
Medium	Azusa Unified	Dalton Elementary	Funding	57/64279-00-021	Eligibility & Funding Responses	Form SAB 50-04 - 15-Day Response / Corrected SAB 50-04	4/28/2020	5/1/2020	5/5/2020	Approved - Closed
	Greenfield Union									
Medium	Elementary	Mary Chapa Academy Elementary	Funding	58/66035-00-004	Eligibility & Funding Responses	Form SAB 50-04 - 15-Day Response	4/28/2020	5/5/2020	5/26/2020	Approved - Closed
	Greenfield Union									
Medium	Elementary	Mary Chapa Academy Elementary	Funding	58/66035-00-006	Eligibility & Funding Responses	Form SAB 50-04 - 4-Day Response	4/28/2020	5/5/2020	5/26/2020	Approved - Closed
Large	Twin Rivers Unified	Foothill High	Funding	57/76505-00-045	Eligibility & Funding Responses	Form SAB 50-04 - 4-Day Response	4/30/2020	5/6/2020	6/4/2020	Approved - Closed
Large	Los Angeles Unified	San Fernando High	Funding	57/64733-73-005	Eligibility & Funding Responses	Form SAB 50-04 - 15-Day Response	4/23/2020	5/7/2020	5/5/2020	Approved - Closed
Medium	Alisal Union	Fremont Elementary	Funding	50/65961-00-011	Eligibility & Funding Responses	Form SAB 50-04 - 15-Day Response	4/29/2020	5/8/2020	Withdrawn	Withdrawn
	Temecula Valley					Incomplete Application- Updated estimate				
Large	Unified	Vail Elementary	Funding	n/a	Eligibility & Funding Responses	estimate	4/27/2020	5/11/2020	5/1/2020	Approved - Closed
Large	Los Angeles Unified	San Fernando High	Funding	57/64733-73-005	Eligibility & Funding Responses	Form SAB 50-04 - 15-Day Response	5/7/2020	5/14/2020	5/11/2020	Approved - Closed
Large	Sequoia Union High	Redwood High	Funding	50/69062-01-014	Eligibility & Funding Responses	Form SAB 50-04 - 15-Day Response	5/12/2020	5/15/2020	Withdrawn	Withdrawn
Large	Sequoia Union High	Redwood High	Funding	57/69062-00-037	Eligibility & Funding Responses	Form SAB 50-04 - 15-Day Response	3/12/2020	5/15/2020	7/27/2020	Approved - Closed
Large	Twin Rivers Unified	Foothill High	Funding	57/76505-00-045	Eligibility & Funding Responses	Form SAB 50-04 - 4-Day Response	4/30/2020	5/15/2020	6/4/2020	Approved - Closed
						Expenditure Closeout Review - Documentation Request				
Medium	Buena Park	Gordon H. Beatty Elementary	Funding	58/66456-00-003	Audit Correspondence	Expenditure Closeout Review - Documentation Request	5/5/2020	5/19/2020	5/14/2020	Approved - Closed
	Greenfield Union									
Medium	Elementary	Mary Chapa Academy Elementary	Funding	58/66035-00-004	Eligibility & Funding Responses	Form SAB 50-04 - 15-Day Response	4/28/2020	5/19/2020	5/26/2020	Approved - Closed
	Greenfield Union									
Medium	Elementary	Mary Chapa Academy Elementary	Funding	58/66035-00-006	Eligibility & Funding Responses	Form SAB 50-04 - 4-Day Response	4/28/2020	5/19/2020	5/26/2020	Approved - Closed
Large	Merced City	Ada Givens Elementary	Funding	50/65771-00-022	Eligibility & Funding Responses	Form SAB 50-04 - 15-Day Response	5/12/2020	5/20/2020	5/20/2020	Approved - Closed
Medium	Perris Elementary	Innovative Horizons Charter	Funding	54/67199-00-001	Eligibility & Funding Responses	Form SAB 50-04 - 15-Day Response	5/7/2020	5/21/2020	Withdrawn	Withdrawn
Small	Chawanakee Unified	Hillside Elementary	Funding	50/75606-00-002	Eligibility & Funding Responses	Form SAB 50-04 - 4-Day Response	4/24/2020	5/21/2020	5/12/2020	Approved - Closed
Large	Sanger Unified	Ronald W. Reagan Elementary	Funding	50/62414-00-019	Eligibility & Funding Responses	Form SAB 50-04 - 4-Day Response	5/18/2020	5/22/2020	5/22/2020	Approved - Closed
Large	Escondido Union	Mission Middle	Funding	57/68098-00-014	Eligibility & Funding Responses	Form SAB 50-04 - 15-Day Response	5/19/2020	5/22/2020	5/20/2020	Approved - Closed
	Merced River Union					Financial Hardship Review - Documentation Request				
Small	Elementary	Washington Elementary	Funding	57/73726-00-001	Eligibility & Funding Responses	Financial Hardship Review - Documentation Request	4/23/2020	5/25/2020	7/6/2020	Approved - Closed
	Sacramento City									
Large	Unified	Kit Carson Middle	Funding	50/67439-00-004 & 57/67439-00-075	Eligibility & Funding Responses	Form SAB 50-04 - 4-Day Response	5/19/2020	5/26/2020	5/21/2020	Approved - Closed
Medium	San Benito High	New Construction Eligibility	Eligibility		Eligibility & Funding Responses	SAB 50-01 in response to 90-Day Notice	5/1/2020	5/29/2020	6/5/2020	Approved - Closed
Large	Riverside County Office of Education	Jurupa Community	Funding	50/10330-98-016 & 20/10330-99-009	Audit Correspondence	Reduction to costs incurred	5/8/2020	5/29/2020	6/1/2020	Approved - Closed
Medium	Greenfield Union	Mary Chapa Academy Elementary	Funding	58/66035-00-004	Eligibility & Funding Responses	Form SAB 50-04 - 15-Day Response	5/19/2020	5/29/2020	5/26/2020	Approved - Closed
Medium	Elementary	Mary Chapa Academy Elementary	Funding	58/66035-00-006	Eligibility & Funding Responses	Form SAB 50-04 - 4-Day Response	5/19/2020	5/29/2020	5/26/2020	Approved - Closed
	Greenfield Union									
Small	Galt Joint Union High	Liberty Ranch High	Funding	58/67355-00-001	Eligibility & Funding Responses	Form SAB 50-04 - 4-Day Response	5/21/2020	5/29/2020	5/29/2020	Approved - Closed
Medium	Saugus Union	West Creek Academy	Eligibility		Eligibility & Funding Responses	Form SAB 50-04 - 15-Day Response	5/21/2020	5/29/2020	5/28/2020	Approved - Closed
Large	Twin Rivers Unified	Grant High	Funding	57/76505-00-054	Eligibility & Funding Responses	Form SAB 50-04 - 15-Day Response	5/22/2020	5/29/2020	6/22/2020	Approved - Closed

School District Extension Requests
(as of February 1, 2021)

District Size	District Name	Project/Site Name	Type of Request	Project Number	Category of Request	Description of Deliverable	Original Due Date	Requested Extension Date	Receipt Date for Requested Documents	Status
Small	Southern Humboldt Joint Unified	South Forth Junior-Senior High	Funding	50/63040-00-001	Eligibility & Funding Responses	Form SAB 50-04 - 15-Day Response	5/20/2020	5/29/2020	Withdrawn	Withdrawn
Small	Southern Humboldt Joint Unified	Redway Elementary	Funding	50/63040-00-002	Eligibility & Funding Responses	Form SAB 50-04 - 15-Day Response	5/20/2020	5/29/2020	Withdrawn	Withdrawn
Small	Larkspur-Corte Madera	Neil Cummins Elementary	Funding	57/65367-00-007	Eligibility & Funding Responses	Form SAB 50-04 15-Day Response	4/22/2020	5/30/2020	5/27/2020	Approved - Closed
Small	Dunham	Dunham Elementary	Funding	57/70672-00-001	Expenditure Reports	Form SAB 50-06 - Annual Expenditure Report	4/15/2020	5/30/2020	2/1/2021	Approved - PENDING
Medium	Fresno County Superintendent of Schools	Violet Heintz Education Academy	Funding	50/10108-00-007	Expenditure Reports	Form SAB 50-06 - Annual Expenditure Report	4/17/2020	5/31/2020	7/8/2020	Approved - Closed
Medium	Perris Elementary	Innovative Horizons Charter	Funding	54/67199-00-001	Eligibility & Funding Responses	Form SAB 50-03 - 15-Day Response	4/21/2020	6/1/2020	5/11/2020	Approved - Closed
Large	Los Angeles Unified	Hart Street Elementary	Funding	57/64733-00-633	Eligibility & Funding Responses	Form SAB 50-04 - 15-Day Response	5/23/2020	6/1/2020	6/2/2020	Approved - Closed
Large	Los Angeles Unified Sweetwater Union	Capistrano Avenue Elementary	Funding	57/64733-00-634	Eligibility & Funding Responses	Form SAB 50-04 - 15-Day Response	5/23/2020	6/1/2020	5/29/2020	Approved - Closed
Large	Sweetwater Union High	Chula Vista High	Funding	57/68411-00-045	Eligibility & Funding Responses	Form SAB 50-04 - 15-Day Response	5/19/2020	6/2/2020	6/2/2020	Approved - Closed
Large	Sweetwater Union High	Mar Vista High	Funding	57/68411-00-047	Eligibility & Funding Responses	Form SAB 50-04 - 15-Day Response	5/22/2020	6/2/2020	6/2/2020	Approved - Closed
Large	Sweetwater Union High	Sweetwater High	Funding	57/68411-00-043	Eligibility & Funding Responses	Form SAB 50-04 - 15-Day Response	5/22/2020	6/3/2020	6/16/2020	Approved - Closed
Large	Sweetwater Union High	Mar Vista Academy (Mar Vista Middle)	Funding	57/68411-00-046	Eligibility & Funding Responses	Form SAB 50-04 - 15-Day Response	5/25/2020	6/3/2020	6/17/2020	Approved - Closed
Large	Escondido Union	Quantum Academy Addition / Mission MS Addition	Funding	50/68098-00-007, 50/008 & 57-013	Eligibility & Funding Responses	Form SAB 50-04 - 4-Day Response	4/30/2020	6/5/2020	6/5/2020	Approved - Closed
Small	Edison Elementary	Oranewood Elementary	Funding	70/63438-00-001	Full-Day Kindergarten	FDKGP Fund Release	5/22/2020	6/5/2020	6/1/2020	Approved - Closed
Medium	San Benito High	San Benito High	Funding	50/67538-00-002	Eligibility & Funding Responses	SAB 50-01	5/22/2020	6/5/2020	6/5/2020	Approved - Closed
Large	Los Angeles Unified	Bell High	Funding	57/64733-00-631	Eligibility & Funding Responses	Form SAB 50-04 - 15-Day Response	5/23/2020	6/5/2020	6/5/2020	Approved - Closed
Large	Grossmont Union High	Helix High	Funding	54/68130-02-001	Audit Correspondence	Documentation Request	5/25/2020	6/5/2020	8/7/2020	Approved - Closed
Medium	Wiseburn Unified	Da Vinci High	Funding	50/76869-00-001	Eligibility & Funding Responses	Form SAB 50-04 - 15-Day Response	5/29/2020	6/5/2020	6/1/2020	Approved - Closed
Large	Los Angeles Unified	Hart Street Elementary	Funding	57/64733-00-633	Eligibility & Funding Responses	Form SAB 50-04 - 15-Day Response	6/1/2020	6/5/2020	6/2/2020	Approved - Closed
Large	Palo Alto Unified	Gunn High	Funding	50/69641-02-001	Eligibility & Funding Responses	Form SAB 50-04 - 15-Day Response	6/1/2020	6/5/2020	6/1/2020	Approved - Closed
Large	Los Angeles Unified	El Sereno Middle	Funding	57/64733-34-016	Eligibility & Funding Responses	Form SAB 50-03 - 4-Day Response	5/25/2020	6/8/2020	6/17/2020	Approved - Closed
Large	Los Angeles Unified	Griffith Middle	Funding	57/64733-00-619	Eligibility & Funding Responses	Form SAB 50-04 - 4-Day Response	6/1/2020	6/8/2020	6/9/2020	Approved - Closed
Small	Templeton Unified	Templeton High	Funding	55/68841-00-001, 50/67470-00-003 & 50/67470-00-000	Expenditure Reports	Form SAB 50-06 - Annual Expenditure Report	4/11/2020	6/11/2020	6/11/2020	Approved - Closed
Medium	Hollister Elementary	Santana Ranch	Funding	000	Eligibility & Funding Responses	Form SAB 50-04 - 15-Day Response	5/28/2020	6/11/2020	7/1/2020	Approved - Closed
Medium	Dinuba Unified	New High	Funding	50/75531-00-006	Eligibility & Funding Responses	Form SAB 50-04 - 15-Day Response	5/28/2020	6/11/2020	6/11/2020	Approved - Closed
Large	Los Angeles Unified	Reseda Senior High	Funding	59/64733-39-001	Accounts Receivables	Accounts Receivable Payments	5/25/2020	6/12/2020	5/18/2020	Approved - Closed
Large	Los Angeles Unified	Sherman Oaks Center for Enriched Studies (SOCES)	Funding	57/64733-00-614	Eligibility & Funding Responses	Form SAB 50-04 - 4-Day Response	6/1/2020	6/12/2020	6/12/2020	Approved - Closed
Large	Los Angeles Unified	Griffin Avenue Elementary	Funding	57/64733-00-621	Eligibility & Funding Responses	Form SAB 50-04 - 4-Day Response	6/2/2020	6/12/2020	6/12/2020	Approved - Closed
Large	Los Angeles Unified	Coldwater Canyon Elementary	Funding	57/64733-00-629	Eligibility & Funding Responses	Form SAB 50-04 - 4-Day Response	6/2/2020	6/12/2020	6/11/2020	Approved - Closed
Large	Los Angeles Unified	Parthenia Elementary	Funding	57/64733-00-615	Eligibility & Funding Responses	Form SAB 50-04 - 4-Day Response	6/2/2020	6/12/2020	6/12/2020	Approved - Closed
Large	Sequoia Union High	Redwood High	Funding	50/69062-01-014	Eligibility & Funding Responses	Form SAB 50-04 - 15-Day Response	5/15/2020	6/12/2020	Withdrawn	Withdrawn
Large	Sequoia Union High	Redwood High	Funding	57/69062-00-037	Eligibility & Funding Responses	Form SAB 50-04 - 15-Day Response	5/15/2020	6/12/2020	7/27/2020	Approved - Closed
Small	Southern Humboldt Joint Unified	Redway Elementary	Funding	57/63040-00-002	Eligibility & Funding Responses	Form SAB 50-04 - 15-Day Response	5/26/2020	6/12/2020	8/19/2020	Approved - Closed
Large	Los Angeles Unified	Monroe High	Funding	57/64733-00-616	Eligibility & Funding Responses	Form SAB 50-04 - 15-Day Response	6/4/2020	6/12/2020	6/12/2020	Approved - Closed
Small	Southern Humboldt Joint Unified	South Fork Junior-Senior High	Funding	50/63040-00-001	Eligibility & Funding Responses	Form SAB 50-04 - 15-Day Response	5/29/2020	6/12/2020	Withdrawn	Withdrawn
Small	Southern Humboldt Joint Unified	Redway Elementary	Funding	50/63040-00-002	Eligibility & Funding Responses	Form SAB 50-04 - 15-Day Response	5/29/2020	6/12/2020	Withdrawn	Withdrawn
Large	Fremont Unified	Lila Bringham Elementary	Funding	50/61176-00-011	Eligibility & Funding Responses	Form SAB 50-04 - 15-Day Response	5/25/2020	6/15/2020	6/29/2020	Approved - Closed
Medium	Dinuba Unified	Dinuba High	Funding	55/75531-00-002	Expenditure Reports	Form SAB 50-06 - Annual Expenditure Report	4/19/2020	6/15/2020	6/10/2020	Approved - Closed
Large	Los Angeles Unified	San Fernando High	Funding	57/64733-73-005	Eligibility & Funding Responses	Form SAB 50-04 - 4-Day Response	6/5/2020	6/17/2020	6/16/2020	Approved - Closed
Large	Milpitas Unified	New Construction Eligibility Update	Eligibility		Eligibility & Funding Responses	Form SAB 50-01 - 15-Day Response	6/3/2020	6/17/2020	6/12/2020	Approved - Closed
Medium	Greenfield Union Elementary	Arroyo Seco Academy	Funding	50/66035-00-002	Eligibility & Funding Responses	All required documents were submitted within the 15-Day ltr period	5/29/2020	6/17/2020	7/9/2020	Approved - Closed
Large	Los Angeles Unified	El Sereno Middle	Funding	57/64733-34-016	Eligibility & Funding Responses	Form SAB 50-04 - 4-Day Response	6/8/2020	6/17/2020	6/17/2020	Approved - Closed
Medium	Greenfield Union Elementary	Vista Verde Middle	Funding	58/66035-00-001	Eligibility & Funding Responses	Form SAB 50-04 - 15-Day Response	6/12/2020	6/18/2020	6/18/2020	Approved - Closed
Medium	Greenfield Union Elementary	Oak Avenue Elementary	Funding	58/66035-00-003	Eligibility & Funding Responses	Form SAB 50-04 - 15-Day Response	6/12/2020	6/18/2020	7/2/2020	Approved - Closed

School District Extension Requests
(as of February 1, 2021)

District Size	District Name	Project/Site Name	Type of Request	Project Number	Category of Request	Description of Deliverable	Original Due Date	Requested Extension Date	Receipt Date for Requested Documents	Status
Medium	Greenfield Union Elementary	Mary Chapa Academy Elementary	Funding	58/66035-00-002	Eligibility & Funding Responses	Form SAB 50-04 - 15-Day Response	6/12/2020	6/18/2020	7/2/2020	Approved - Closed
Medium	Lindsay Unified	Lindsay Senior High CTE project	Funding	55/71993-00-002	Eligibility & Funding Responses	CTE May 22nd document deadline	5/22/2020	6/19/2020	Withdrawn	Withdrawn
Large	Los Angeles Unified	Capistrano Avenue Elementary	Funding	57/64733-00-634	Eligibility & Funding Responses	Form SAB 50-04 - 4-Day Response	6/9/2020	6/19/2020	6/18/2020	Approved - Closed
Large	Los Angeles Unified	Palms Middle	Funding	57/64733-00-636	Eligibility & Funding Responses	Form SAB 50-04 - 15-Day Response	6/10/2020	6/19/2020	6/17/2020	Approved - Closed
Medium	Hollister Elementary	Santana Ranch	Funding	50/67470-00-003	Eligibility & Funding Responses	Form SAB 50-04 - 15-Day Response	6/11/2020	6/19/2020	7/1/2020	Approved - Closed
Small	Southern Humboldt Joint Unified	Redway Elementary	Funding	50/63040-00-002	Eligibility & Funding Responses	Form SAB 50-04 - 15-Day Response	6/12/2020	6/19/2020	Withdrawn	Withdrawn
Small	Southern Humboldt Joint Unified	South Fork Junior-Senior High	Funding	50/63040-00-001	Eligibility & Funding Responses	Form SAB 50-04 - 15-Day Response	6/12/2020	6/19/2020	Withdrawn	Withdrawn
Small	Southern Humboldt Joint Unified	Redway Elementary	Funding	57/63040-00-002	Eligibility & Funding Responses	Form SAB 50-04 - 15-Day Response	6/12/2020	6/19/2020	8/19/2020	Approved - Closed
Large	Los Angeles Unified	State Street Elementary	Funding	57/64733-00-613	Eligibility & Funding Responses	Form SAB 50-04 - 15-Day Response	6/15/2020	6/19/2020	6/17/2020	Approved - Closed
Large	Los Angeles Unified	Burton	Funding	57/64733-00-612	Eligibility & Funding Responses	Form SAB 50-04 - 15-Day Response	6/15/2020	6/19/2020	6/17/2020	Approved - Closed
Medium	Cutler-Orosi Joint Unified	Golden Valley	Funding	70/71860-00-001	Eligibility & Funding Responses	request for extension	5/22/2020	6/22/2020	5/21/2020	Approved - Closed
Small	Traver Joint Elementary	Traver Elementary	Funding	72223-6	Fund Release	Fund Release Authorization Form SAB 70-02	5/22/2020	6/22/2020	5/22/2020	Approved - Closed
Large	Bakersfield City	Fletcher Elementary	Funding	50/63321-00-028	Expenditure Reports	Form SAB 50-06 - Annual Expenditure Report	5/23/2020	6/22/2020	6/22/2020	Approved - Closed
Large	Bakersfield City	Sequoia Middle	Funding	50/63321-00-029	Expenditure Reports	Form SAB 50-06 - Annual Expenditure Report	5/23/2020	6/22/2020	6/22/2020	Approved - Closed
Small	Yreka Union High	Yreka High	Funding	57/70516-00-003	Eligibility & Funding Responses	Form SAB 50-04 - 15-Day Response	6/15/2020	6/24/2020	7/17/2020	Approved - Closed
Small	Pixley Union Elementary	Pixley Elementary	Funding	70/72041-00-001	Fund Release	Fund Release Authorization (Form SAB 70-02)	5/22/2020	6/26/2020	6/2/2020	Approved - Closed
Small	Merced River Union Elementary	Washington Elementary	Funding	57/73726-00-001	Eligibility & Funding Responses	Financial Hardship Review - Documentation Request	5/26/2020	6/26/2020	7/6/2020	Approved - Closed
Large	Norwalk-La Mirada Unified	John Glenn High	Funding	57/64840-00-027	Eligibility & Funding Responses	Form SAB 50-04 - 15-Day Response	6/11/2020	6/26/2020	6/19/2020	Approved - Closed
Small	Southern Humboldt Joint Unified	Redway Elementary	Funding	50/63040-00-002	Eligibility & Funding Responses	Form SAB 50-04 - 15-Day Response	5/20/2020	6/26/2020	Withdrawn	Withdrawn
Small	Southern Humboldt Joint Unified	South Fork Junior-Senior High	Funding	50/63040-00-001	Eligibility & Funding Responses	Form SAB 50-04 - 15-Day Response	5/20/2020	6/26/2020	Withdrawn	Withdrawn
Small	Southern Humboldt Joint Unified	Redway Elementary	Funding	57/63040-00-002	Eligibility & Funding Responses	Form SAB 50-04 - 15-Day Response	5/26/2020	6/26/2020	8/19/2020	Approved - Closed
Large	San Marcos Unified	La Mirada Academy K-8 (Formerly known as Alvin M. Dunn)	Funding	50-73791-00-016	Full-Day Kindergarten	FDKFGP - 15-Day Response	5/28/2020	6/29/2020	8/20/2020	Approved - Closed
Large	Fremont Unified	Lila Bringham Elementary	Funding	50/61176-00-011	Eligibility & Funding Responses	Form SAB 50-04 - 15-Day Response	6/15/2020	6/29/2020	6/30/2020	Approved - Closed
Large	Los Angeles Unified	Hart Street Elementary	Funding	57/64733-00-633	Eligibility & Funding Responses	Form SAB 50-04 - 4-Day Response	6/22/2020	6/29/2020	6/22/2020	Approved - Closed
Small	Butteville Union Elementary	Butteville Elementary	Funding	50/70201-00-002 & 57/70201-00-002	Eligibility & Funding Responses	Financial Hardship Review - Documentation Request	6/15/2020	6/29/2020	6/19/2020	Approved - Closed
Large	Fremont Unified	Lila Bringham Elementary	Eligibility	50/61176-00-011	Eligibility & Funding Responses	Form SAB 50-01 Submittal	5/5/2020	6/30/2020	6/30/2020	Approved - Closed
Large	Santa Ana Unified	Valley High - Career and Technical Education (Culinary Arts)	Funding	55/66670-00-003	Audit Correspondence	SAB 50-10	4/6/2020	6/30/2020	Withdrawn	Withdrawn
Large	San Marcos Unified	La Mirada Academy K-8 (Formerly known as Alvin M. Dunn)	Funding	57-73791-00-006	Full-Day Kindergarten	FDKFGP - 15-Day Response	6/2/2020	6/30/2020	6/30/2020	Approved - Closed
Small	Central Union Elementary	Akers Elementary	Funding	57/63883-00-001	Expenditure Reports	Form SAB 50-06 - Annual Expenditure Report	5/17/2020	6/30/2020	6/9/2020	Approved - Closed
Large	Riverside County Office of Education	Jurupa Community	Funding	50/10330-98-016 & 50/10330-99-009	Audit Correspondence	Expenditure Closeout Review - Documentation Request	5/9/2020	6/30/2020	6/23/2020	Approved - Closed
Large	Milpitas Unified	Mabel Mattos Elementary	Funding	50/73387-00-001	Eligibility & Funding Responses	Form SAB 50-04 - 15-Day Response	6/10/2020	7/2/2020	7/2/2020	Approved - Closed
Medium	Greenfield Union Elementary	Vista Verde Middle	Funding	58/66035-00-001	Eligibility & Funding Responses	Form SAB 50-04 - 15-Day Response	6/18/2020	7/2/2020	7/2/2020	Approved - Closed
Medium	Greenfield Union Elementary	Mary Chapa Academy Elementary	Funding	58/66035-00-002	Eligibility & Funding Responses	Form SAB 50-04 - 15-Day Response	6/18/2020	7/2/2020	7/16/2020	Approved - Closed
Medium	Greenfield Union Elementary	Oak Avenue Elementary	Funding	58/66035-00-003	Eligibility & Funding Responses	Form SAB 50-04 - 15-Day Response	6/18/2020	7/2/2020	7/16/2020	Approved - Closed
Large	Corona-Norco Unified	Yorba Elementary	Funding	50/67033-00-034	Audit Correspondence	Closeout Appeal	6/3/2020	7/3/2020	6/30/2020	Approved - Closed
Large	Los Angeles Unified	San Fernando High	Funding	57/64733-73-005	Eligibility & Funding Responses	Form SAB 50-04 - 4-Day Response	6/17/2020	7/3/2020	7/2/2020	Approved - Closed
Large	Fresno Unified	Sunnyside High, Edison High, Fresno High	Funding	55/62166-00-013, -014, -015, -016, -017	Eligibility & Funding Responses	CTE - 15-Day Response	6/30/2020	7/3/2020	6/30/2020	Approved - Closed
Large	Natomas Unified	Natomas High CTE	Funding	55/75283-00-001	Eligibility & Funding Responses	CTE - 15-Day Response	7/3/2020	7/7/2020	7/9/2020	Approved - Closed
Large	Central Unified	Tilley Elementary	Funding	50/73965-00-019	Eligibility & Funding Responses	Form SAB 50-04 - 15-Day Response	6/5/2020	7/8/2020	8/15/2020	Approved - Closed
Small	John Swett Unified	Carquinez Middle Seismic Replacement	Funding	51/61697-00-001	Eligibility & Funding Responses	Form SAB 50-04 - 4-Day Response	6/30/2020	7/8/2020	7/8/2020	Approved - Closed

School District Extension Requests
(as of February 1, 2021)

District Size	District Name	Project/Site Name	Type of Request	Project Number	Category of Request	Description of Deliverable	Original Due Date	Requested Extension Date	Receipt Date for Requested Documents	Status
Medium	Greenfield Union Elementary	Arroyo Seco Academy Elementary	Funding	50/66035-00-002	Eligibility & Funding Responses	Form SAB 50-04 - 15-Day Response	6/17/2020	7/9/2020	7/9/2020	Approved - Closed
Small	Firebaugh-Las Delgas Unified	Arthur E. Mills Intermediate	Funding	50/73809-00-004	Expenditure Reports	Form SAB 50-06 - Annual Expenditure Report	6/12/2020	7/10/2020	7/8/2020	Approved - Closed
Small	Gerber Union Elementary	Gerber Elementary	Funding	57/71548-00-002	Eligibility & Funding Responses	Financial Hardship Review - Documentation Request	6/15/2020	7/10/2020	10/15/2020	Approved - Closed
Medium	Tahoe-Truckee Joint Unified	Sierra High and Truckee High CTE projects	Funding	55/66944-00-002, 55/66944-00-006, 55/66944-00-007, 55/66944-00-008	Eligibility & Funding Responses	CTE - 15-Day Response	6/18/2020	7/10/2020	8/4/2020	Approved - Closed
Small	Le Grand Union High	Le Grand High	Funding	55/65730-00-001	Eligibility & Funding Responses	CTE - 15-Day Response	6/29/2020	7/10/2020	7/10/2020	Approved - Closed
Small	Le Grand Union High	Le Grand High	Funding	59/65730-00-001	Eligibility & Funding Responses	CTE - 15-Day Response	6/29/2020	7/10/2020	7/10/2020	Approved - Closed
Small	Merced River Union Elementary	Washington Elementary	Funding	57/73726-00-001	Eligibility & Funding Responses	Form SAB 50-04 - 15-Day Response	6/26/2020	7/10/2020	Withdrawn	Withdrawn
Large	Twin Rivers Unified	Grant High	Funding	57/76505-00-054	Eligibility & Funding Responses	Form SAB 50-04 - 4-Day Response	7/6/2020	7/10/2020	7/10/2020	Approved - Closed
Large	Chico Unified	Pleasant Valley High	Funding	55/61424-00-008	Eligibility & Funding Responses	CTE - 15-Day Response	7/6/2020	7/10/2020	7/10/2020	Approved - Closed
Large	San Marcos Unified	La Mirada Academy K-8 (Formerly known as Alvin M. Dunn)	Funding	50/73791-00-016	Eligibility & Funding Responses	Form SAB 50-04 - 15-Day Response	6/29/2020	7/13/2020	7/10/2020	Approved - Closed
Medium	Fallbrook Union Elementary	Mary Fay Pendleton Elementary	Funding	57/68114-00-003 and 57/68114-00-004	Expenditure Reports	Form SAB 50-06 - Annual Expenditure Report	6/14/2020	7/13/2020	Withdrawn	Withdrawn
Large	Merced City	Ada Givens Elementary	Funding	50/65771-00-022	Eligibility & Funding Responses	Form SAB 50-04 - 4-Day Response	7/7/2020	7/13/2020	7/13/2020	Approved - Closed
Large	San Marcos Unified	La Mirada Academy K-8 (Formerly known as Alvin M. Dunn)	Funding	57/73791-00-006	Eligibility & Funding Responses	Form SAB 50-04 - 15-Day Response	6/30/2020	7/14/2020	7/10/2020	Approved - Closed
Large	Fremont Unified	American High	Funding	50/61176-00-012	Eligibility & Funding Responses	90-day SDWAG Update	6/4/2020	7/15/2020	7/14/2020	Approved - Closed
Medium	El Dorado Union High	Independence Continuation	Funding	57/61853-00-008	Expenditure Reports	Form SAB 50-06 - Annual Expenditure Report	6/13/2020	7/15/2020	8/24/2020	Approved - Closed
Medium	El Dorado Union High	El Dorado	Funding	57/61853-00-009	Expenditure Reports	Form SAB 50-06 - Annual Expenditure Report	6/13/2020	7/15/2020	8/24/2020	Approved - Closed
Large	Fremont Unified	Eligibility Update	Eligibility		Eligibility & Funding Responses	50-01 Submittal for 90-day Notice	6/30/2020	7/15/2020	7/15/2020	Approved - Closed
Large	Central Unified	Tilley Elementary	Funding	50/73965-00-019	Eligibility & Funding Responses	Form SAB 50-04 - 15-Day Response	7/8/2020	7/15/2020	7/15/2020	Approved - Closed
Large	Modesto City High	Modesto High CTEFP	Funding	55/71175-00-006	Eligibility & Funding Responses	CTE - 15-Day Response	7/9/2020	7/15/2020	8/4/2020	Approved - Closed
Large	Milpitas Unified	Mabel Mattos Elementary	Funding	50/73387-00-001	Eligibility & Funding Responses	Form SAB 50-04 - 15-Day Response	7/2/2020	7/16/2020	7/16/2020	Approved - Closed
Medium	Greenfield Union Elementary	Vista Verde MS; Mary Chapa Academy & Oak Avenue ES	Funding	58/66035-00-001; 002 & 003	Eligibility & Funding Responses	Form SAB 50-04 - 15-Day Response	7/2/2020	7/16/2020	7/16/2020	Approved - Closed
Medium	Washington Unified	West Fresno Elementary	Funding	57/76778-00-004	Eligibility & Funding Responses	Form SAB 50-04 - 15-Day Response	5/21/2020	7/17/2020	5/26/2020	Approved - Closed
Large	Corona-Norco Unified	Roosevelt High	Funding	55/67033-00-002	Audit Correspondence	Eligible Costs & Supporting Documentation and SAB 50-10	6/18/2020	7/17/2020	7/14/2020	Approved - Closed
Large	Corona-Norco Unified	Roosevelt High	Funding	55/67033-00-003	Audit Correspondence	Eligible Costs & Supporting Documentation and SAB 50-10	6/18/2020	7/17/2020	7/14/2020	Approved - Closed
Small	South Monterey County Joint Union High School	King City High	Funding	57/66068-00-001	Expenditure Reports	Form SAB 50-06 - Final Expenditure Report	5/29/2020	7/17/2020	7/16/2020	Approved - Closed
Large	William S. Hart Union High	Castaic High	Funding	55/65136-00-003	Eligibility & Funding Responses	CTE - 15-Day Response	7/3/2020	7/17/2020	7/9/2020	Approved - Closed
Large	Ventura Unified	Ventura High - CTEFP	Funding	59/72652-00-003	Eligibility & Funding Responses	CTE - 15-Day Response	7/15/2020	7/20/2020	7/15/2020	Approved - Closed
Large	Ventura Unified	Ventura High - CTEFP (Robotics)	Funding	59/72652-00-002	Eligibility & Funding Responses	CTE - 15-Day Response	7/15/2020	7/20/2020	7/15/2020	Approved - Closed
Large	Ventura Unified	Ventura High - CTEFP (Welding)	Funding	59/72652-00-001	Eligibility & Funding Responses	CTE - 15-Day Response	7/15/2020	7/20/2020	7/15/2020	Approved - Closed
Medium	Parlier Unified	Parlier High - Patient Care Facility	Funding	55/62364-00-01	Eligibility & Funding Responses	CTE - 15-Day Response	7/14/2020	7/21/2020	7/17/2020	Approved - Closed
Small	Guadalupe Union Elementary	Buren Elementary	Funding	70/69203-00-001	Full-Day Kindergarten	Form SAB 70-02 and Grant Agreement	5/22/2020	7/22/2020	6/26/2020	Approved - Closed
Medium	Morgan Hill Unified	Ann Sobrato High CTE	Funding	55/69583-00-003	Eligibility & Funding Responses	CTE - 15-Day Response	7/15/2020	7/22/2020	8/13/2020	Approved - Closed
Small	Caruthers Unified	Caruthers High	Funding	59/75598-00-001	Eligibility & Funding Responses	CTE - 15-Day Response	7/9/2020	7/23/2020	7/27/2020	Approved - Closed
Large	San Juan Unified	Del Campo High	Funding	59/67447-00-005	Eligibility & Funding Responses	CTE - 15-Day Response	7/9/2020	7/23/2020	7/22/2020	Approved - Closed
Large	Torrance Unified	West High	Funding	55/65060-00-008	Eligibility & Funding Responses	CTE - 15-Day Response	7/3/2020	7/23/2020	7/22/2020	Approved - Closed
Large	Torrance Unified	North High	Funding	55/65060-00-007	Eligibility & Funding Responses	CTE - 15-Day Response	7/3/2020	7/23/2020	7/22/2020	Approved - Closed
Large	Los Angeles Unified	Lou Dantzer Preparatory Charter Middle	Funding	54/64733-00-064	Audit Correspondence	Expenditure Closeout Review - Documentation Request	7/10/2020	7/24/2020	8/10/2020	Approved - Closed
Small	Galt Joint Union High	Liberty Ranch High	Funding	58/67355-00-001	Eligibility & Funding Responses	Form SAB 50-04 - 4-Day Response	7/16/2020	7/24/2020	7/24/2020	Approved - Closed
Large	Moreno Valley Unified	Vista Del Lago High - Health Science CTE	Funding	55/67124-00-006	Eligibility & Funding Responses	CTE - 15-Day Response	7/16/2020	7/24/2020	7/24/2020	Approved - Closed
Large	Moreno Valley Unified	Vista Del Lago High / Public Services CTE	Funding	55/67124-00-005	Eligibility & Funding Responses	CTE - 15-Day Response	7/16/2020	7/24/2020	7/24/2020	Approved - Closed
Large	Fremont Unified	Mission San Jose High	Funding	50/61176-00-004	Expenditure Reports	Form SAB 50-06 - Annual Expenditure Report	7/10/2020	7/27/2020	8/18/2020	Approved - Closed
Medium	Santa Paula Unified	Santa Paula High - CTEFP Arts, Media, & Entertainment	Funding	59/76828-00-002	Eligibility & Funding Responses	CTE - 15-Day Response	7/21/2020	7/27/2020	7/23/2020	Approved - Closed

School District Extension Requests
(as of February 1, 2021)

District Size	District Name	Project/Site Name	Type of Request	Project Number	Category of Request	Description of Deliverable	Original Due Date	Requested Extension Date	Receipt Date for Requested Documents	Status
Large	Poway Unified	Poway High	Funding	55/68296-00-008	Eligibility & Funding Responses	CTE - 15-Day Response	7/3/2020	7/30/2020	7/29/2020	Approved - Closed
Large	Redondo Beach Unified	New Construction Eligibility	Eligibility		Eligibility & Funding Responses	Form SAB 50-02 - 15-Day Response	7/23/2020	7/30/2020	8/19/2020	Approved - Closed
Small	Brittan Elementary	Brittan Elementary	Funding	50/71357-00-002	Eligibility & Funding Responses	Form SAB 50-04 - 4-Day Response	5/13/2020	7/31/2020	7/30/2020	Approved - Closed
Small	Yuba River Charter School	Yuba River Charter	Eligibility	54/66332-00-002	Audit Correspondence	Audit Correspondence	2/21/2020	7/31/2020	7/31/2020	Approved - Closed
Small	Trinidad Union	Trinidad Union Elementary	Funding	57/63057-00-001	Expenditure Reports	Form SAB 50-06 - Final Expenditure Report	5/21/2020	7/31/2020	8/4/2020	Approved - Closed
Medium	Belmont-Redwood Shores	Redwood Shores	Funding	50/68866-00-002	Expenditure Reports	Form SAB 50-06 - Annual Expenditure Report	5/10/2020	7/31/2020	6/16/2020	Approved - Closed
Small	Monson-Sultana Joint Union Elementary	Financial Hardship Review	Eligibility		Eligibility & Funding Responses	Financial Hardship Review - Documentation Request	6/15/2020	7/31/2020	8/7/2020	Approved - Closed
Small	Del Norte County Unified	Crescent Elk Middle	Funding	58/61820-00-003	Expenditure Reports	Form SAB 50-06 - Annual Expenditure Report	6/14/2020	7/31/2020	7/31/2020	Approved - Closed
Small	West Park Elementary	West Park Elementary	Eligibility		Eligibility & Funding Responses	Financial Hardship Review - Documentation Request	6/15/2020	7/31/2020	Withdrawn	Withdrawn
Small	West Park Elementary	West Park Elementary	Eligibility		Eligibility & Funding Responses	SAB 50-01 30-Day Response	7/1/2020	7/31/2020	Withdrawn	Withdrawn
Medium	Sierra Sands Unified	Burroughs High	Funding	58/73742-00-005	Expenditure Reports	Form SAB 50-06 - Final Expenditure Report	6/26/2020	7/31/2020	7/16/2020	Approved - Closed
Large	Riverside County Office of Education	Jurupa Community	Funding	50/10330-98-016 & 50/10330-99-009	Audit Correspondence	Expenditure Closeout Review - Documentation Request	6/30/2020	7/31/2020	9/10/2020	Approved - Closed
Medium	Lemoore Union Elementary	Meadow Lane Elementary	Funding	57/63974-00-003	Expenditure Reports	Form SAB 50-06 - Annual Expenditure Report	7/11/2020	7/31/2020	2/1/2021	Approved - PENDING
Small	Guadalupe Union Elementary	New Middle	Funding	50/69203-00-001	Expenditure Reports	Form SAB 50-06 - Final Expenditure Report	5/9/2020	7/31/2020	7/28/2020	Approved - Closed
Medium	Lemoore Union Elementary	Engvall Elementary	Funding	57/63974-00-004	Expenditure Reports	Form SAB 50-06 - Final Expenditure Report	7/11/2020	7/31/2020	2/1/2021	Approved - PENDING
Medium	McFarland Unified	McFarland High	Funding	57/73908-00-005	Expenditure Reports	Form SAB 50-06 - Annual Expenditure Report	6/11/2020	7/31/2020	7/21/2020	Approved - Closed
Small	Pixley Union Elementary	Pixley Elementary	Funding	57/72041-00-001, 58/72041-00-001, 70/72041-00-001	Eligibility & Funding Responses	Financial Hardship Review - Documentation Request	6/15/2020	7/31/2020	7/29/2020	Approved - Closed
Large	San Diego Unified	Magnolia Science Academy	Funding	54/68338-02-002	Audit Correspondence	Audit Correspondence	7/10/2020	7/31/2020	11/7/2020	Approved - Closed
Large	San Bernardino City Unified	Pacific High	Funding	55/67876-00-005	Eligibility & Funding Responses	CTE - 15-Day Response	7/15/2020	7/31/2020	7/31/2020	Approved - Closed
Large	San Bernardino City Unified	San Gorgonio High	Funding	55/67876-00-004	Eligibility & Funding Responses	CTE - 15-Day Response	7/16/2020	7/31/2020	7/31/2020	Approved - Closed
Large	Los Angeles Unified	Camino Nuevo High	Funding	54/64733-00-058	Accounts Receivables	Accounts Receivable Payments	6/1/2020	7/31/2020	7/16/2020	Approved - Closed
Small	Yuba County Office of Education	Various	Funding	57/10587-00-001 to 006 and 50/10587-00-001 to 008	Expenditure Reports	Form SAB 50-06 - Annual Expenditure Report	7/10/2020	7/31/2020	7/31/2020	Approved - Closed
Medium	Tahoe-Truckee Joint Unified	Truckee High , Sierra Continuation High	Funding	55/66944-00-006, -007, -008 and -009	Eligibility & Funding Responses	CTE - 15-Day Response	7/10/2020	7/31/2020	8/4/2020	Approved - Closed
Large	San Dieguito Union High	La Costa Canyon High and Torrey Pines High	Funding	59/68346-00-002 & 59/68346-00-003	Eligibility & Funding Responses	CTE - 15-Day Response	7/20/2020	7/31/2020	7/31/2020	Approved - Closed
Small	John Swett Unified	John Swett High CTE	Eligibility		Eligibility & Funding Responses	CTE - 15-Day Response	6/30/2020	7/31/2020	8/13/2020	Approved - Closed
Large	Vacaville Unified	Jepson Middle	Funding	58/70573-00-001	Audit Correspondence	Substantial Progress Review - Documentation Request	7/18/2020	7/31/2020	7/29/2020	Approved - Closed
Medium	Fallbrook Union Elementary	Mary Fay Pendleton Elementary	Funding	51/68114-00-003 and 51/68114-00-004	Expenditure Reports	Form SAB 50-06 - Annual Expenditure Report	6/15/2020	8/3/2020	8/18/2020	Approved - Closed
Medium	Greenfield Union Elementary	Vista Verde Middle	Funding	58/66035-00-001	Eligibility & Funding Responses	Form SAB 50-04 - 4-Day Response	7/29/2020	8/3/2020	7/31/2020	Approved - Closed
Large	San Bernardino City Unified	Indian Springs High	Funding	59/67876-00-003	Eligibility & Funding Responses	CTE - 15-Day Response	7/21/2020	8/4/2020	8/4/2020	Approved - Closed
Medium	Nevada Joint Union High	Nevada Union High	Funding	59/66357-00-003	Eligibility & Funding Responses	CTE - 15-Day Response	7/14/2020	8/4/2020	8/4/2020	Approved - Closed
Medium	Nevada Joint Union High	Nevada Union High	Funding	59/66357-00-002	Eligibility & Funding Responses	CTE - 15-Day Response	7/14/2020	8/4/2020	8/4/2020	Approved - Closed
Medium	Nevada Joint Union High	Silver Springs Continuation High	Funding	55/66357-00-001	Eligibility & Funding Responses	CTE - 15-Day Response	7/14/2020	8/4/2020	8/4/2020	Approved - Closed
Large	Sequoia Union High	Carlmont High	Funding	59/69062-00-002	Eligibility & Funding Responses	CTE - 15-Day Response	7/15/2020	8/5/2020	8/19/2020	Approved - Closed

School District Extension Requests
(as of February 1, 2021)

District Size	District Name	Project/Site Name	Type of Request	Project Number	Category of Request	Description of Deliverable	Original Due Date	Requested Extension Date	Receipt Date for Requested Documents	Status
Large	Pleasanton Unified	Foothill High	Eligibility		Eligibility & Funding Responses	CTE - 15-Day Response	7/30/2020	8/6/2020	8/13/2020	Approved - Closed
Medium	Mendota Unified	Mendota High	Funding	55/75127-00-002	Eligibility & Funding Responses	CTE - 15-Day Response	7/9/2020	8/7/2020	Withdrawn	Withdrawn
Small	South Monterey County Joint Union High School	King City High	Funding	57/66068-00-001	Expenditure Reports	Form SAB 50-06 - Final Expenditure Report	5/29/2020	8/7/2020	8/6/2020	Approved - Closed
Large	Sequoia Union High	Redwood High	Funding	50/69062-01-014	Eligibility & Funding Responses	Form SAB 50-04 - 15-Day Response	3/26/2020	8/7/2020	Withdrawn	Withdrawn
Large	Twin Rivers Unified	Foothill High	Funding	57/76505-00-045	Eligibility & Funding Responses	Form SAB 50-04 - 4-Day Response	7/27/2020	8/7/2020	8/7/2020	Approved - Closed
Small	Monson-Sultana Joint Union Elementary	Monson-Sultana Elementary	Eligibility		Eligibility & Funding Responses	Financial Hardship Review - Documentation Request	7/31/2020	8/7/2020	8/7/2020	Approved - Closed
Large	San Dieguito Union High	La Costa Canyon High & Torrey Pines High	Funding	59/68346-00-002 & 59/68346-00-003	Eligibility & Funding Responses	CTE - 15-Day Response	7/20/2020	8/7/2020	Withdrawn	Withdrawn
Medium	Tahoe-Truckee Joint Unified	Truckee High	Funding	55/66944-00-006, -007, -008	Eligibility & Funding Responses	CTE - 15-Day Response	7/31/2020	8/7/2020	Withdrawn	Withdrawn
Large	San Dieguito Union High	La Costa Canyon High and Torrey Pines High	Funding	59/68346-00-002 and 59/68346-00-003	Eligibility & Funding Responses	CTE - 15-Day Response	8/7/2020	8/7/2020	Withdrawn	Withdrawn
Large	Sanger Unified	Sanger High	Funding	55/62414-00-001	Expenditure Reports	Form SAB 50-06 - Annual Expenditure Report	7/10/2020	8/10/2020	8/10/2020	Approved - Closed
Small	South Monterey County Joint Union High School	King City High	Funding	55/66068-00-002	Eligibility & Funding Responses	CTE - 15-Day Response	7/27/2020	8/11/2020	8/26/2020	Approved - Closed
Medium	Acalanes Union High	Las Lomas High	Funding	55/61630-00-001	Eligibility & Funding Responses	CTE - 15-Day Response	6/18/2020	8/12/2020	8/11/2020	Approved - Closed
Small	Shoreline Unified	Tomales High	Eligibility		Eligibility & Funding Responses	CTE - 15-Day Response	8/5/2020	8/13/2020	8/21/2020	Approved - Closed
Small	South Monterey County Joint Union High School	King City High	Funding	55/66068-00-002	Eligibility & Funding Responses	CTE - 15-Day Response	8/11/2020	8/13/2020	8/26/2020	Approved - Closed
Large	Los Angeles Unified	South Region High #8	Funding	56/64733-00-016	Audit Correspondence	Expenditure Closeout Review - Documentation Request	7/31/2020	8/14/2020	8/14/2020	Approved - Closed
Large	Santa Ana Unified	Century High CTE	Funding	59/66670-00-009	Eligibility & Funding Responses	CTE - 4-Day Response	8/4/2020	8/14/2020	8/14/2020	Approved - Closed
Large	Manteca Unified	East Union High CTE Project	Funding	55/68593-03-001	Eligibility & Funding Responses	CTE - 15-Day Response	7/31/2020	8/14/2020	8/14/2020	Approved - Closed
Small	Firebaugh-Las Deltas Unified	Firebaugh High	Funding	59/73809-00-004	Eligibility & Funding Responses	CTE - 15-Day Response	8/5/2020	8/14/2020	8/14/2020	Approved - Closed
Small	South Monterey County Joint Union High School	King City High	Funding	57/66068-00-001	Expenditure Reports	Form SAB 50-06 - Final Expenditure Report	5/29/2020	8/14/2020	8/14/2020	Approved - Closed
Medium	Wiseburn Unified	Da Vinci Science	Funding	55/76869-00-005	Eligibility & Funding Responses	CTE - 15-Day Response	8/11/2020	8/14/2020	8/17/2020	Approved - Closed
Medium	Wiseburn Unified	Da Vinci Communications	Funding	55/76869-00-006	Eligibility & Funding Responses	CTE - 15-Day Response	8/11/2020	8/14/2020	8/17/2020	Approved - Closed
Medium	Wiseburn Unified	Da Vinci Communications	Funding	55/76869-00-007	Eligibility & Funding Responses	CTE - 15-Day Response	8/11/2020	8/14/2020	8/17/2020	Approved - Closed
Medium	Wiseburn Unified	Da Vinci Science	Funding	55/76869-00-008	Eligibility & Funding Responses	CTE - 15-Day Response	8/10/2020	8/14/2020	8/17/2020	Approved - Closed
Large	Placentia-Yorba Linda Unified	Valencia High	Funding	57/66647-00-036	Expenditure Reports	Form SAB 50-06 - Final Expenditure Report	5/17/2020	8/17/2020	8/12/2020	Approved - Closed
Large	Fremont Unified	Mission San Jose High	Funding	50/61176-00-004	Expenditure Reports	Form SAB 50-06 - Annual Expenditure Report	7/27/2020	8/17/2020	8/18/2020	Approved - Closed
Medium	Wiseburn Unified	Da Vinci Science	Funding	55/76869-00-005	Eligibility & Funding Responses	CTE - 15-Day Response	8/14/2020	8/17/2020	8/17/2020	Approved - Closed
Medium	Wiseburn Unified	Da Vinci Communications	Funding	55/76869-00-006	Eligibility & Funding Responses	CTE - 15-Day Response	8/14/2020	8/17/2020	8/17/2020	Approved - Closed
Medium	Wiseburn Unified	Da Vinci Communications	Funding	55/76869-00-007	Eligibility & Funding Responses	CTE - 15-Day Response	8/14/2020	8/17/2020	8/17/2020	Approved - Closed
Medium	Wiseburn Unified	Da Vinci Science	Funding	55/76869-00-008	Eligibility & Funding Responses	CTE - 15-Day Response	8/14/2020	8/17/2020	8/17/2020	Approved - Closed
Large	Los Angeles Unified	Bright (Birdielee V) Elementary	Funding	61/64733-00-4012	Accounts Receivables	Accounts Receivable Payments	7/28/2020	8/18/2020	8/4/2020	Approved - Closed
Large	Sequoia Union High	Carlmont High	Funding	59/69062-00-002	Eligibility & Funding Responses	CTE - 15-Day Response	7/15/2020	8/18/2020	8/19/2020	Approved - Closed
Large	Los Angeles Unified	Sherman Oaks Center for Enriched Studies (SOCES)	Funding	55/64733-00-031	Eligibility & Funding Responses	CTE - 15-Day Response	8/11/2020	8/18/2020	8/17/2020	Approved - Closed
Large	Los Angeles Unified	Sherman Oaks Center for Enriched Studies (SOCES)	Funding	55/64733-00-032	Eligibility & Funding Responses	CTE - 15-Day Response	8/11/2020	8/18/2020	8/17/2020	Approved - Closed
Large	Sequoia Union High	Carlmont High	Funding	59/69062-00-002	Eligibility & Funding Responses	CTE - 15-Day Response	8/18/2020	8/20/2020	8/19/2020	Approved - Closed
Medium	Lamont Elementary	Lamont Elementary	Funding	70/63560-00-001	Full-Day Kindergarten	FDKFGP May 22nd Deadline for documents	5/22/2020	8/21/2020	8/21/2020	Approved - Closed
Large	Lodi Unified	Bear Creek High CTE	Funding	55/68585-00-003	Eligibility & Funding Responses	CTE - 15-Day Response	7/15/2020	8/21/2020	8/17/2020	Approved - Closed
Large	Pleasanton Unified	Foothill High	Funding	55/75101-00-008	Eligibility & Funding Responses	CTE - 15-Day Response	8/6/2020	8/21/2020	Withdrawn	Withdrawn
Large	Long Beach Unified	Richard Browning High	Funding	55/64725-05-003	Eligibility & Funding Responses	CTE - 15-Day Response	8/14/2020	8/21/2020	8/21/2020	Approved - Closed
Large	Pleasanton Unified	Foothill High	Funding	55/75101-00-008	Eligibility & Funding Responses	CTE - 4-Day Response	8/21/2020	8/25/2020	8/21/2020	Approved - Closed
Large	Moreno Valley Unified	March Mountain High	Funding	59/67124-00-001	Eligibility & Funding Responses	CTE - 4-Day Response	8/21/2020	8/26/2020	Denied	Denied
Medium	El Dorado Union High	Independence High and El Dorado High	Funding	57/61853-00-008 and 57/61853-00-009	Expenditure Reports	Form SAB 50-06 - Annual Expenditure Report	4/20/2020	8/28/2020	8/24/2020	Approved - Closed

School District Extension Requests
(as of February 1, 2021)

District Size	District Name	Project/Site Name	Type of Request	Project Number	Category of Request	Description of Deliverable	Original Due Date	Requested Extension Date	Receipt Date for Requested Documents	Status
Small	South Monterey County Joint Union High School	King City High	Funding	55/66068-00-002	Eligibility & Funding Responses	CTE - 15-Day Response	8/11/2020	8/28/2020	8/26/2020	Approved - Closed
Medium	Mendota Unified	McCabe Elementary	Funding	57/75127-00-006	Expenditure Reports	Form SAB 50-06 - Annual Expenditure Report	5/10/2020	8/31/2020	8/26/2020	Approved - Closed
Medium	Mendota Unified	Washington Elementary	Funding	57/75127-00-005	Expenditure Reports	Form SAB 50-06 - Annual Expenditure Report	5/10/2020	8/31/2020	8/26/2020	Approved - Closed
Small	Del Norte County Unified	Joe Hamilton Elementary	Funding	58/61820-00-001	Expenditure Reports	Form SAB 50-06 - Annual Expenditure Report	7/10/2020	8/31/2020	8/26/2020	Approved - Closed
Medium	Mendota Unified	"New" Elementary	Funding	50/75127-00-004	Audit Correspondence	Substantial Progress Review - Documentation Request	7/1/2020	8/31/2020	9/2/2020	Approved - Closed
Medium	Kings Canyon Joint Unified	Dunlap Elementary	Funding	57/62265-00-024	Expenditure Reports	Form SAB 50-06 - Final Expenditure Report	6/10/2020	8/31/2020	9/29/2020	Approved - Closed
Medium	Kings Canyon Joint Unified	Orange Cove High	Funding	50/62265-00-009	Expenditure Reports	Form SAB 50-06 - Final Expenditure Report	6/14/2020	8/31/2020	9/29/2020	Approved - Closed
Medium	Kings Canyon Joint Unified	Alta Elementary	Funding	50/62265-00-010	Expenditure Reports	Form SAB 50-06 - Final Expenditure Report	6/14/2020	8/31/2020	9/29/2020	Approved - Closed
Large	Riverside Unified	Ramona High	Funding	58/67215-00-001	Expenditure Reports	Form SAB 50-06 - Annual Expenditure Report	6/2/2020	8/31/2020	10/12/2020	Approved - Closed
Medium	Kings Canyon Joint Unified	Orange Cove High	Funding	50/62265-00-008	Expenditure Reports	Form SAB 50-06 - Annual Expenditure Report	7/10/2020	8/31/2020	9/29/2020	Approved - Closed
Large	Sequoia Union High	Redwood High	Funding	50/69062-01-014	Eligibility & Funding Responses	Form SAB 50-04 - 15-Day Response	3/26/2020	8/31/2020	Withdrawn	Withdrawn
Small	Northern Humboldt Union High	Arcata High - Fine Arts Building	Funding	59/62687-00-008	Eligibility & Funding Responses	CTE - 15-Day Response	7/14/2020	8/31/2020	8/18/2020	Approved - Closed
Small	Northern Humboldt Union High	Arcata High - Garden	Funding	59/62687-00-007	Eligibility & Funding Responses	CTE - 15-Day Response	7/14/2020	8/31/2020	8/18/2020	Approved - Closed
Large	Los Angeles Unified	Boyle Heights STEM Academy	Funding	55/64733-00-030	Eligibility & Funding Responses	CTE - 15-Day Response	8/24/2020	8/31/2020	8/28/2020	Approved - Closed
Medium	Snowline Joint Unified	New K-12	Funding	50/73957-00-016	Eligibility & Funding Responses	Financial Hardship Review - Documentation Request	6/15/2020	9/1/2020	10/15/2020	Approved - Closed
Medium	Snowline Joint Unified	New K-12	Funding	50/73957-00-017	Eligibility & Funding Responses	Financial Hardship Review - Documentation Request	6/15/2020	9/1/2020	10/15/2020	Approved - Closed
Medium	Snowline Joint Unified	New K-12	Funding	50/73957-00-018	Eligibility & Funding Responses	Financial Hardship Review - Documentation Request	6/15/2020	9/1/2020	10/15/2020	Approved - Closed
Large	Poway Unified	Stone Ranch Elementary	Funding	50/68296-00-021	Expenditure Reports	Form SAB 50-06 - Annual Expenditure Report	6/5/2020	9/1/2020	6/2/2020	Approved - Closed
Large	Central Unified	Hahn Phan Tilley	Funding	50/79365-00-019	Eligibility & Funding Responses	Form SAB 50-04 - 4-Day Response	8/14/2020	9/1/2020	9/22/2020	Approved - Closed
Medium	Santa Maria Joint Union High	CTE Center/Ag Farm	Funding	55/69310-00-005, 006, 007	Eligibility & Funding Responses	CTE - 4-Day Response	8/25/2020	9/1/2020	Withdrawn	Withdrawn
Large	Los Angeles Unified	Central Los Angeles Middle #1	Funding	50/64733-00-055	Audit Correspondence	Expenditure Closeout Review - Documentation Request	8/21/2020	9/4/2020	9/1/2020	Approved - Closed
Small	Tehama County Department of Education	New Construction Eligibility	Eligibility	55/63529-00-005	Eligibility & Funding Responses	Form SAB 50-01 - 15-Day Response	8/20/2020	9/4/2020	9/4/2020	Approved - Closed
Large	Kern High	Independence High	Funding	55/63529-00-016	Audit Correspondence	Substantial Progress Review - Documentation Request	6/7/2020	9/7/2020	9/5/2020	Approved - Closed
Large	Santa Ana Unified	Pacific Technology	Funding	54/66670-00-003	Expenditure Reports	Form SAB 50-06 - Final Expenditure Report	8/21/2020	9/7/2020	11/13/2020	Approved - Closed
Large	Los Angeles Unified	Canoga Park Senior High	Funding	59/64733-00-020	Audit Correspondence	Audit Correspondence	8/26/2020	9/9/2020	8/28/2020	Approved - Closed
Small	Liberty Elementary	Liberty Elementary	Funding	50/71985-00-002	Expenditure Reports	Form SAB 50-06 - Annual Expenditure Report	7/11/2020	9/11/2020	10/30/2020	Approved - Closed
Small	South Monterey County Joint Union High School	King City High	Funding	57/66068-00-001	Audit Correspondence	Audit Correspondence	5/29/2020	9/11/2020	10/23/2020	Approved - Closed
Medium	Los Angeles County Office of Education	Paramount Elementary	Funding	50/10199-00-013	Audit Correspondence	SOPFE	8/31/2020	9/11/2020	9/8/2020	Approved - Closed
Medium	Sierra Sands Unified	Burroughs High	Funding	58/73742-00-005	Expenditure Reports	Form SAB 50-06 - Final Expenditure Report	6/26/2020	9/14/2020	9/11/2020	Approved - Closed
Medium	Hollister Elementary	Santana Ranch	Funding	50/67470-00-003	Eligibility & Funding Responses	Form SAB 50-04 - 4-Day Response	9/10/2020	9/14/2020	9/11/2020	Approved - Closed
Large	Oakland Unified	Met West High	Funding	50/61259-50-001	Audit Correspondence	Audit Correspondence	9/3/2020	9/17/2020	9/23/2020	Approved - Closed
Large	Lancaster Elementary	Linda Verde Elementary	Eligibility		Eligibility & Funding Responses	Form SAB 50-01 - 15-Day Response	5/27/2020	9/18/2020	Withdrawn	Withdrawn
Large	Fremont Unified	Lila Bringham Elementary	Funding	50/61176-00-011	Eligibility & Funding Responses	Form SAB 50-04 - 4-Day Response	9/18/2020	9/24/2020	9/1/2020	Approved - Closed
Large	Santa Ana Unified	Magnolia Science Academy - Santa Ana (formerly known as, Pacific Technology)	Funding	54/66670-00-003	Expenditure Reports	Form SAB 50-06 - Final Expenditure Report	8/21/2020	9/25/2020	10/5/2020	Approved - Closed
Large	Los Angeles Unified	South Region Elementary #10	Funding	53/64733-00-555	Audit Correspondence	Expenditure Closeout Review - Documentation Request	9/17/2020	9/25/2020	9/29/2020	Approved - Closed
Large	Milpitas Unified	Mabel Mattos Elementary	Funding	50/73387-00-001	Eligibility & Funding Responses	Form SAB 50-04 - 4-Day Response	9/22/2020	9/25/2020	9/24/2020	Approved - Closed

School District Extension Requests
(as of February 1, 2021)

District Size	District Name	Project/Site Name	Type of Request	Project Number	Category of Request	Description of Deliverable	Original Due Date	Requested Extension Date	Receipt Date for Requested Documents	Status
Medium	Alisal Union	New Elementary #12	Funding	50/65961-00-006	Audit Correspondence	Summary of Project Financing and Expenditures response	8/7/2020	9/30/2020	5/15/2020	Approved - Closed
Medium	Alisal Union	New Elementary #14 (Matsui)	Funding	50/65961-00-007	Audit Correspondence	Summary of Project Financing and Expenditures response	8/7/2020	9/30/2020	5/15/2020	Approved - Closed
Small	Sausalito Marin City	Bayside Martin Luther King Jr Academy	Funding	58/65474-00-001	Expenditure Reports	Audit Correspondence	8/13/2020	9/30/2020	10/1/2020	Approved - Closed
Large	Anaheim Union High	CTE Funding - Katella HS Culinary Arts	Funding	59/66431-02-001	Eligibility & Funding Responses	CTE - 15-Day Response	7/31/2020	9/30/2020	Denied	Denied
Large	Los Angeles Unified	Alliance Morgan McKinzie High	Funding	54/64733-00-047	Audit Correspondence	Audit Correspondence	7/1/2020	9/30/2020	1/25/2021	Approved - Closed
Large	Riverside County Office of Education	Jurupa Community	Funding	50/10330-98-016; 50/10330-99-009	Audit Correspondence	Audit Correspondence	9/17/2020	9/30/2020	9/28/2020	Approved - Closed
Small	St. Helena Unified	St. Helena High	Funding	58/66290-00-001	Eligibility & Funding Responses	Form SAB 50-04 - 15-Day Response	10/5/2020	10/12/2020	10/12/2020	Approved - Closed
Medium	Kings Canyon Joint Unified	Dunlap Elementary	Funding	57/62265-00-024	Expenditure Reports	Form SAB 50-06 - Final Expenditure Report	6/10/2020	10/16/2020	9/29/2020	Approved - Closed
Medium	Kings Canyon Joint Unified	Alta Elementary	Funding	50/62265-00-010	Expenditure Reports	Form SAB 50-06 - Final Expenditure Report	6/14/2020	10/16/2020	9/29/2020	Approved - Closed
Medium	Kings Canyon Joint Unified	Orange Cove High	Funding	50/62265-00-009	Expenditure Reports	Form SAB 50-06 - Annual Expenditure Report	6/14/2020	10/16/2020	9/29/2020	Approved - Closed
Medium	Kings Canyon Joint Unified	Orange Cove High	Funding	50/62265-00-008	Expenditure Reports	Form SAB 50-06 - Annual Expenditure Report	7/10/2020	10/16/2020	9/29/2020	Approved - Closed
Small	Muroc Joint Unified	Irving L. Branch Elementary	Funding	51/63685-00-002	Audit Correspondence	Substantial Progress Review - Documentation Request	7/15/2020	10/16/2020	9/15/2020	Approved - Closed
Small	Muroc Joint Unified	Bailey Elementary	Funding	51/63685-00-003	Audit Correspondence	Substantial Progress Review - Documentation Request	7/15/2020	10/16/2020	9/15/2020	Approved - Closed
Small	Muroc Joint Unified	Bailey Elementary	Funding	57/63685-00-009	Audit Correspondence	Substantial Progress Review - Documentation Request	7/15/2020	10/16/2020	9/15/2020	Approved - Closed
Medium	Western Placer Unified	New High #2/Twelve Bridges High CTE	Funding	55/66951-00-001	Expenditure Reports	Form SAB 50-06 - Annual Expenditure Report	9/25/2020	10/16/2020	10/14/2020	Approved - Closed
Large	Napa Valley Unified	Napa Junction Elementary	Funding	51/66266-00-002 58/73619-00-001 and 58/73619-00-002	Eligibility & Funding Responses	Form SAB 50-04 - 15-Day Response	10/5/2020	10/19/2020	10/19/2020	Approved - Closed
Small	Gustine Unified	Gustine Elementary and Gustine Middle	Funding	58/73619-00-002	Eligibility & Funding Responses	Form SAB 50-04 - 15-Day Response	10/9/2020	10/19/2020	10/19/2020	Approved - Closed
Small	South Monterey County Joint Union High School	King City High	Funding	59/66068-00-002	Fund Release	Form SAB 50-05 Submittal	9/25/2020	10/23/2020	8/26/2020	Approved - Closed
Large	Santa Ana Unified	Pacific Technology	Funding	54/66670-00-003	Expenditure Reports	Form SAB 50-06 - Final Expenditure Report	9/25/2020	10/23/2020	10/27/2020	Approved - Closed
Large	Oxnard Union High	Oxnard High - Mechatronics Lab	Funding	59/72546-00-008	Eligibility & Funding Responses	CTE Funding Request	9/25/2020	10/25/2020	10/24/2020	Approved - Closed
Large	Los Angeles Unified	Marvin Elementary	Funding	57/64733-00-608	Eligibility & Funding Responses	Form SAB 50-04 - 15-Day Response	10/21/2020	10/28/2020	10/28/2020	Approved - Closed
Large	San Ramon Valley Unified	Monte Vista High	Funding	50/61804-02-007	Audit Correspondence	Substantial Progress Review - Documentation Request	10/23/2020	10/28/2020	10/28/2020	Approved - Closed
Large	San Ramon Valley Unified	Dougherty Valley High	Funding	50/61804-02-009	Substantial Progress	Substantial Progress Checklist	10/23/2020	10/28/2020	10/28/2020	Approved - Closed
Large	San Ramon Valley Unified	Gale Ranch Middle	Funding	50/61804-02-008	Substantial Progress	Substantial Progress Checklist	10/23/2020	10/28/2020	10/28/2020	Approved - Closed
Large	Los Angeles Unified	Miller Elementary	Funding	57/64733-00-607	Eligibility & Funding Responses	Form SAB 50-04 - 4-Day Response	10/22/2020	10/29/2020	10/23/2020	Approved - Closed
Large	Los Angeles Unified	Perez (Alphonso B.) Special Ed Center	Funding	57/64733-00-606	Eligibility & Funding Responses	Form SAB 50-04 - 4-Day Response	10/22/2020	10/29/2020	10/29/2020	Approved - Closed
Small	Old Adobe Union	Old Adobe Elementary	Funding	54/70847-00-005 50/65961-00-006	Audit Correspondence	Substantial Progress Review - Documentation Request	9/30/2020	10/30/2020	10/28/2020	Approved - Closed
Medium	Alisal Union	New Elementary #12 & New Elementary #14	Funding	50/65961-00-006 & -007	Audit Correspondence	SOPFE response	8/7/2020	10/30/2020	Withdrawn	Withdrawn
Large	Chaffey Joint Union High	Chaffey High	Funding	57/67652-00-006 50/10330-98-016 & 50/10330-99-009	Eligibility & Funding Responses	Form SAB 50-04 - 15-Day Response	10/1/2020	10/30/2020	10/6/2020	Approved - Closed
Large	Riverside County Office of Education	Jurupa Community	Funding	50/10330-98-016 & 50/10330-99-009	Audit Correspondence	Expenditure Closeout Review - Documentation Request	9/30/2020	10/31/2020	11/9/2020	Approved - Closed
Small	Glenn County Office of Education	William Finch Charter	Funding	55/10116-00-001	Eligibility & Funding Responses	CTE - 15-Day Response	7/16/2020	11/2/2020	Denied	Denied
Medium	Patterson Joint Unified	Patterson High	Funding	50/71217-00-009	Audit Correspondence	Substantial Progress Review - Documentation Request	10/23/2020	11/6/2020	11/20/2020	Approved - Closed
Large	Santa Ana Unified	Pacific Technology	Funding	54/66670-00-003	Expenditure Reports	Form SAB 50-06 - Final Expenditure Report	10/23/2020	11/6/2020	11/5/2020	Approved - Closed
Small	South Monterey County Joint Union High School	King City High	Funding	59/66068-00-002	Eligibility & Funding Responses	CDE/DSA Approvals Submittal	10/23/2020	11/9/2020	8/26/2020	Approved - Closed
Small	Palo Verde Union Elementary	Palo Verde Elementary	Funding	50/72033-00-002	Eligibility & Funding Responses	Review of Appeal Request	9/21/2020	11/18/2020	Withdrawn	Withdrawn
Large	Corona-Norco Unified	High School Attendance Area Establishment	Eligibility		Eligibility & Funding Responses	SAB Form 50-1, 50-02, 50-03 to establish High School Attendance Areas for CNUSD	10/23/2020	11/20/2020	Withdrawn	Withdrawn

School District Extension Requests
(as of February 1, 2021)

District Size	District Name	Project/Site Name	Type of Request	Project Number	Category of Request	Description of Deliverable	Original Due Date	Requested Extension Date	Receipt Date for Requested Documents	Status
Small	Gerber Union Elementary	Gerber Elementary	Eligibility		Eligibility & Funding Responses	Financial Hardship Review - Documentation Request	10/17/2020	11/20/2020	11/18/2020	Approved - Closed
Medium	Southern Kern Unified	Hamilton/Rosamond Elementary	Eligibility		Eligibility & Funding Responses	Financial Hardship Review - Documentation Request	10/17/2020	11/20/2020	11/19/2020	Approved - Closed
Medium	Center Joint USD	Oak Hill Elementary	Funding	70/73973-00-005	Full-Day Kindergarten	FDKFGP October 23 Deadline	10/23/2020	11/20/2020	Withdrawn	Withdrawn
Medium	Patterson Joint Unified	Patterson High	Funding	50/71217-00-009	Audit Correspondence	Substantial Progress Review - Documentation Request	11/6/2020	11/20/2020	11/20/2020	Approved - Closed
Small	South Fork Union Romoland	South Fork Elementary	Funding	63784-003	Fund Release	Fund Release Authorization (Form SAB 70-02)	10/23/2020	11/23/2020	Withdrawn	Withdrawn
Medium	Elementary	Romoland Elementary	Funding	57/67231-00-002	Eligibility & Funding Responses	Form SAB 50-04 - 15-Day Response	11/13/2020	11/23/2020	11/23/2020	Approved - Closed
Medium	Lindsay Unified	Lincoln Elementary	Funding	70/71993-00-006	Full-Day Kindergarten	FDKFGP Submittal Deadline	10/23/2020	11/30/2020	10/28/2020	Approved - Closed
Small	Guadalupe Union Elementary	New Middle	Funding	50/69203-00-001	Eligibility & Funding Responses	Financial Hardship Review - Documentation Request	10/17/2020	11/30/2020	11/17/2020	Approved - Closed
Small	Liberty Elementary	Liberty Elementary District	Funding	50/71985-00-002	Expenditure Reports	Form SAB 50-06 - Final Expenditure Report	10/23/2020	11/30/2020	12/1/2020	Approved - Closed
Large	Riverside County Office of Education	Jurupa Community	Funding	50/10330-98-016 & 50/10330-99-009	Audit Correspondence	Audit Correspondence	10/30/2020	11/30/2020	12/1/2020	Approved - Closed
Large	Rocklin Unified	Maria Montessori Charter Academy	Funding	54/75085-00-001	Expenditure Reports	Form SAB 50-06 - Annual Expenditure Report	6/4/2010	12/1/2020	2/1/2021	Approved - PENDING
Large	Visalia Unified	Mineral King Elementary	Funding	57/72256-00-022	Eligibility & Funding Responses	Form SAB 50-03 - 15-Day Response	10/28/2020	12/3/2020	12/4/2020	Approved - Closed
Small	Millville Elementary	Millville Elementary	Funding	57/70052-00-003	Eligibility & Funding Responses	Form SAB 50-04 - 15-Day Response	11/23/2020	12/7/2020	12/7/2020	Approved - Closed
Small	Millville Elementary	Millville Elementary	Funding	50/70052-00-002	Eligibility & Funding Responses	Form SAB 50-04 - 15-Day Response	11/20/2020	12/7/2020	12/7/2020	Approved - Closed
Medium	Hollister Elementary	Sunnyslope	Funding	50/67470-00-004	Eligibility & Funding Responses	Form SAB 50-04 - 15-Day Response	11/17/2020	12/11/2020	Denied	Denied
Medium	Tahoe-Truckee Joint Unified	North Tahoe High CTE	Funding	55/66944-00-003	Expenditure Reports	Form SAB 50-06 - Annual Expenditure Report	11/24/2020	12/11/2020	2/1/2021	Approved - PENDING
Small	Plumas Unified	Quincy Elementary	Funding	58/66969-00-003	Eligibility & Funding Responses	Form SAB 50-04 - 4-Day Response	12/7/2020	12/14/2020	12/14/2020	Approved - Closed
Large	Sanger Unified	Lincoln Elementary	Funding	57/62414-00-014	Expenditure Reports	Form SAB 50-06 - Annual Expenditure Report	10/25/2020	12/15/2020	12/10/2020	Approved - Closed
Large	Sanger Unified	Sanger High	Funding	50/62414-00-015	Expenditure Reports	Form SAB 50-06 - Annual Expenditure Report	10/25/2020	12/15/2020	2/1/2021	Approved - PENDING
Medium	Wasco Elementary	Teresa Burke Elementary	Funding	50/63842-00-004	Eligibility & Funding Responses	Form SAB 50-04 - 15-Day Response	11/21/2020	12/16/2020	12/16/2020	Approved - Closed
Small	Plaza Elementary	Plaza Elementary	Eligibility	50/62638-00-002	Expenditure Reports	Form SAB 50-06 - Annual Expenditure Report	10/16/2020	12/18/2020	12/18/2020	Approved - Closed
Small	Plaza Elementary	Plaza Elementary	Eligibility	57/62638-00-001	Expenditure Reports	Form SAB 50-06 - Annual Expenditure Report	11/18/2020	12/18/2020	12/18/2020	Approved - Closed
Large	Los Angeles Unified	Central Region Elementary #15	Funding	50/64733-00-143 and 53/64733-00-085	Audit Correspondence	Audit Correspondence	12/8/2020	12/22/2020	12/21/2020	Approved - Closed
Large	Los Angeles Unified	EI Sereno Middle	Funding	57/64733-34-016	Eligibility & Funding Responses	Resolution of building removals for two ORG applications	12/8/2020	12/24/2020	12/18/2020	Approved - Closed
Large	Chico Unified	Chico High	Funding	59/61424-00-008	Eligibility & Funding Responses	Submission of DSA and CDE Approvals for CTEFP Application	9/25/2020	12/25/2020	9/16/2020	Approved - Closed
Large	San Diego Unified	Magnolia Science Academy	Funding	54/68338-02-002	Audit Correspondence	Audit Correspondence	11/16/2020	12/28/2020	1/16/2021	Approved - Closed
Large	Twin Rivers Unified	Westside Elementary	Funding		Eligibility & Funding Responses	Form SAB 50-04 - 15-Day Response	12/22/2020	12/30/2020	12/30/2020	Approved - Closed
Small	Golden Plains Unified	Tranquillity High	Funding	59/75234-00-002	Eligibility & Funding Responses	DSA/CDE Approvals for CTE ROF Project	9/24/2020	12/31/2020	10/23/2020	Approved - Closed
Large	Clovis Unified	Clovis East High CTE	Funding	55/62117-00-014	Eligibility & Funding Responses	RESERVATION OF FUNDS	9/25/2020	12/31/2020	12/15/2020	Approved - Closed
Medium	Greenfield Union	Planz Elementary	Funding	70/63503-00-001	Full-Day Kindergarten	SAB 70-02 and contracts	10/23/2020	12/31/2020	12/18/2020	Approved - Closed
Medium	Sierra Sands Unified	Burroughs High	Funding	58/73742-00-005	Expenditure Reports	Form SAB 50-06 - Final Expenditure Report	9/14/2020	12/31/2020	12/30/2020	Approved - Closed
Large	Anaheim Union High Santa Ynez Valley	Oxford Academy CTE	Funding	59/66431-05-001	Expenditure Reports	Form SAB 50-06 - Annual Expenditure Report	5/31/2020	12/31/2020	12/18/2020	Approved - Closed
Small	Union High	Santa Ynez Valley High	Funding	57/69328-00-001	Eligibility & Funding Responses	Form SAB 50-04 - 4-Day Response	12/15/2020	12/31/2020	12/30/2020	Approved - Closed
Medium	Hollister Elementary	Sunnyslope	Funding	50/67470-00-004	Eligibility & Funding Responses	Form SAB 50-04 - 4-Day Response	12/21/2020	12/31/2020	12/21/2020	Approved - Closed
Large	Menifee Union Elementary	Taawila Elementary	Funding	50/67116-00-015	Eligibility & Funding Responses	Form SAB 50-04 - 15-Day Response	12/16/2020	1/4/2021	1/4/2021	Approved - Closed
Large	San Ramon Valley Unified	Stone Valley	Funding	57/61804-00-032	Eligibility & Funding Responses	Form SAB 50-04 - 15-Day Response	12/30/2020	1/5/2021	1/5/2021	Approved - Closed
Large	Tracy Joint Unified	Millennium Charter	Funding	54/75499-00-003 and 54/75499-00-004	Expenditure Reports	Form SAB 50-06 - Annual Expenditure Report	12/24/2020	1/7/2021	1/7/2021	Approved - Closed
Large	Clovis Unified	Buchanan High CTE	Funding	55/62117-00-013	Eligibility & Funding Responses	RESERVATION OF FUNDS	9/25/2020	1/8/2021	12/15/2020	Approved - Closed
Large	San Francisco Unified	Burton High	Funding	57/68478-26-005	Expenditure Reports	Form SAB 50-06 - Final Expenditure Report	10/31/2020	1/8/2021	2/1/2021	Approved - PENDING

School District Extension Requests
(as of February 1, 2021)

District Size	District Name	Project/Site Name	Type of Request	Project Number	Category of Request	Description of Deliverable	Original Due Date	Requested Extension Date	Receipt Date for Requested Documents	Status
Large	San Francisco Unified	Paul Revere Elementary	Funding	57/68478-00-057	Expenditure Reports	Form SAB 50-06 - Final Expenditure Report	10/31/2020	1/8/2021	2/1/2021 PAST DUE	Approved - PENDING
Large	San Francisco Unified	Daniel Webster Elementary	Funding	57/68478-00-056	Expenditure Reports	Form SAB 50-06 - Final Expenditure Report	10/31/2020	1/8/2021	2/1/2021 PAST DUE	Approved - PENDING
Large	San Francisco Unified	Longfellow Elementary	Funding	57/68478-00-055	Expenditure Reports	Form SAB 50-06 - Final Expenditure Report	10/31/2020	1/8/2021	2/1/2021 PAST DUE	Approved - PENDING
Large	San Francisco Unified	McKinley Elementary	Funding	57/68478-00-054	Expenditure Reports	Form SAB 50-06 - Final Expenditure Report	10/31/2020	1/8/2021	2/1/2021 PAST DUE	Approved - PENDING
Large	San Francisco Unified	Ruth Asawa (SOTA) High	Funding	57/68478-00-053	Expenditure Reports	Form SAB 50-06 - Final Expenditure Report	10/31/2020	1/8/2021	2/1/2021 PAST DUE	Approved - PENDING
Large	San Francisco Unified	Academy of Arts Hgh	Funding	57/68478-00-052	Expenditure Reports	Form SAB 50-06 - Final Expenditure Report	10/31/2020	1/8/2021	2/1/2021 PAST DUE	Approved - PENDING
Large	San Francisco Unified	James Lick Middle	Funding	57/68478-00-051	Expenditure Reports	Form SAB 50-06 - Final Expenditure Report	10/31/2020	1/8/2021	2/1/2021 PAST DUE	Approved - PENDING
Medium	Sulphur Springs Union Elementary	Valley View Elementary	Funding	50/65045-00-010	Expenditure Reports	Form SAB 50-06 - Annual Expenditure Report	10/31/2020	1/8/2021	1/7/2021	Approved - Closed
Large	Oxnard Elementary	Fremont Intermediate	Funding	57/72538-00-026	Expenditure Reports	Form SAB 50-06 - Annual Expenditure Report	10/24/2020	1/8/2021	1/8/2021	Approved - Closed
Large	Oxnard Elementary	Harrington Elementary	Funding	50/72538-00-011 50/68650-00-006 and 57/68650-00-003	Expenditure Reports	Form SAB 50-06 - Annual Expenditure Report	10/23/2020	1/8/2021	1/8/2021	Approved - Closed
Medium	Ripon Unified	Weston Elementary	Funding	58/66969-00-003	Expenditure Reports	Form SAB 50-06 - Annual Expenditure Report	10/23/2020	1/8/2021	1/8/2021	Approved - Closed
Small	Plumas Unified	Quincy Elementary	Funding	58/66969-00-003	Eligibility & Funding Responses	Form SAB 50-04 - 4-Day Response	12/14/2020	1/8/2021	1/8/2021	Approved - Closed
Small	Clay Joint Elementary	Clay Elementary	Funding		Eligibility & Funding Responses	Financial Hardship Review - Documentation Request	12/20/2020	1/8/2021	1/8/2021	Approved - Closed
Large	Escondido Union	Central Elementary	Funding	50/68098-00-009 57/72009-00-002 and 50/72009-00-002	Eligibility & Funding Responses	Form SAB 50-04 - 15-Day Response	12/28/2020	1/8/2021	1/8/2021	Approved - PENDING
Small	Monson-Sultana Joint Union Elementary	Monson-Sultana Elementary	Funding	57/72009-00-002 and 50/72009-00-002	Eligibility & Funding Responses	Form SAB 50-04 - 15-Day Response	12/28/2020	1/8/2021	1/6/2021	Approved - Closed
Small	Santa Ynez Valley Union High	Santa Ynez Valley High	Funding	57/69328-00-001	Eligibility & Funding Responses	Form SAB 50-04 - 4-Day Response	12/15/2020	1/8/2021	1/11/2021	Approved - PENDING
Small	Clay Joint Elementary	Clay Elementary	Funding		Eligibility & Funding Responses	Financial Hardship Review - Documentation Request	1/4/2021	1/8/2021	1/8/2021	Approved - Closed
Large	Vacaville Unified	Willis Jepson Middle	Eligibility	58/70573-00-001	Substantial Progress	Substantial Progress Checklist	10/23/2020	1/13/2021	Denied	Denied
Small	Island Union Elementary	Island Elementary	Funding	70/63933-00-001	Full-Day Kindergarten	Form SAB 70-02	10/23/2020	1/15/2021	Denied	Denied
Small	McCabe Union Elementary	McCabe Elementary	Funding	70/63180-00-001	Full-Day Kindergarten	FDKFGP October 23rd Deadline	10/23/2020	1/15/2021	1/15/2021	Approved - PENDING
Small	Ducor Union Elementary	Ducor Elementary	Funding	70/71894-00-001	Full-Day Kindergarten	FDKFGP October 23rd Deadline	10/23/2020	1/15/2021	12/16/2020	Approved - Closed
Small	Wilsona Elementary	Vista San Gabriel Elementary	Funding	70/65151-00-001	Full-Day Kindergarten	FDKFGP October 23rd Deadline	10/23/2020	1/15/2021	1/15/2021	Approved - PENDING
Medium	Reef-Sunset Unified	Avenal Elementary	Funding	70/73932-00-001	Full-Day Kindergarten	FDKFGP October 23rd Deadline	10/23/2020	1/15/2021	1/15/2021	Approved - PENDING
Small	Planada Elementary	Planada Elementary	Funding	70/65821-00-001	Full-Day Kindergarten	FDKFGP October 23rd Deadline	10/23/2020	1/15/2021	1/12/2021	Approved - PENDING
Small	Needles Unified	Vista Colorado Elementary	Funding	70/67801-00-002	Full-Day Kindergarten	FDKFGP October 23rd Deadline	10/23/2020	1/15/2021	1/15/2021	Approved - PENDING
Medium	Delano Union Elementary	Fremont Elementary	Funding	70/63404-00-005	Full-Day Kindergarten	FDKFGP October 23 Deadline	10/23/2020	1/15/2021	1/13/2021	Approved - PENDING
Medium	Lamont Elementary	Alicante Elementary	Funding	70/63560-00-003	Full-Day Kindergarten	FDKFGP October 23 Deadline	10/23/2020	1/15/2021	12/17/2020	Approved - Closed
Large	San Ramon Valley Unified	Stone Valley Middle	Funding	50/61804-00-042	Eligibility & Funding Responses	Form SAB 50-04 - 15-Day Response	1/4/2021	1/15/2021	1/15/2021	Approved - PENDING
Medium	Rio Elementary	Rio Steam Elementary	Funding	50/72561-00-015	Eligibility & Funding Responses	Form SAB 50-04 - 15-Day Response	12/30/2020	1/15/2021	1/15/2021	Approved - PENDING
Small	Santa Ynez Valley Union High	Santa Ynez Valley High	Funding	57/69328-00-001	Eligibility & Funding Responses	Form SAB 50-04 - 4-Day Response	12/15/2020	1/15/2021	1/11/2021	Approved - PENDING
Large	Los Angeles Unified	Robert Frost Middle	Funding	57/64733-00-632	Eligibility & Funding Responses	Form SAB 50-04 - 24-Hour Response	1/13/2021	1/15/2021	1/13/2021	Approved - Closed
Large	Escondido Union	Central Elementary	Funding	50/68098-00-009	Eligibility & Funding Responses	Form SAB 50-04 - 15-Day Response	12/28/2020	1/18/2021	1/18/2021	Approved - PENDING
Medium	Eastside Union	New Community Day	Funding	50/64477-00-010	Accounts Receivables	Accounts Receivable Payments	10/26/2020	1/19/2021	UNDER APPEAL	Approved - PENDING
Large	Dublin Unified	J.M. Amador Elementary	Funding	50/75093-00-010	Expenditure Reports	Form SAB 50-06 - Annual Expenditure Report	1/19/2021	1/19/2021	1/29/2021	Approved - PENDING
Large	San Diego Unified	Kearny High - CTE	Funding	59/68338-00-015	Eligibility & Funding Responses	Submission of CDE/DSA approval letters	9/24/2020	1/25/2021	12/2/2020	Approved - Closed

School District Extension Requests
(as of February 1, 2021)

District Size	District Name	Project/Site Name	Type of Request	Project Number	Category of Request	Description of Deliverable	Original Due Date	Requested Extension Date	Receipt Date for Requested Documents	Status
Medium	Cypress Elementary	Margaret Landell Elementary	Funding	57/66480-00-006	Eligibility & Funding Responses	15 Day Letter for SAB 50-03, 50-04	1/13/2021	1/25/2021	1/25/2021	Approved - Closed
Large	Centinela Valley Union High	Leuzinger High	Funding	55/64352-00-005	Expenditure Reports	Form SAB 50-06 - Annual Expenditure Report	11/12/2020	1/29/2021	12/2/2020	Approved - Closed
Large	Oakland Unified	ERES Academy	Funding	54/61259-13-002	Expenditure Reports	Form SAB 50-06 - Final Expenditure Report	10/30/2020	1/29/2021	Denied	Denied
Small	Muroc Joint Unified	Multiple Schools	Funding	51/63685-00-001, 55/63685-00-001, 55/63685-00-002, and 58/63685-00-001	Expenditure Reports	Form SAB 50-06 - Annual Expenditure Report	11/7/2020	1/31/2021	2/1/2021 PAST DUE	Approved - PENDING
Medium	Southern Kern Unified	Hamilton Elementary School	Eligibility	50/63776-00-000	Eligibility & Funding Responses	Form SAB 50-01 - 15-Day Response	12/21/2020	2/1/2021		Approved - PENDING
Medium	Southern Kern Unified	Hamilton Elementary School	Funding	50/63776-00-002	Eligibility & Funding Responses	Form SAB 50-04 - 15-Day Response	12/24/2020	2/1/2021	1/29/2021	Approved - Closed
Small	Alpaugh Unified	Alpaugh Elementary and Alpaugh Jr.-Sr. High	Funding	51/71803-00-001 and 51/71803-00-002	Expenditure Reports	Form SAB 50-06 - Final Expenditure Report	10/1/2020	2/2/2021	Denied	Denied
Large	Los Angeles Unified	Locke Senior High	Funding	57/64733-00-656	Eligibility & Funding Responses	Form SAB 50-04 - 15-Day Response	1/27/2021	2/3/2021		Approved - PENDING
Small	Gerber Union Elementary	Gerber Elementary	Funding	57/71548-00-002	Eligibility & Funding Responses	Form SAB 50-04 - 15-Day Response	1/27/2021	2/5/2021		Approved - PENDING
Medium	South San Francisco Unified	Monte Verde Elementary	Funding	57/69070-00-016	Eligibility & Funding Responses	Form SAB 50-04 - 15-Day Response	1/26/2021	2/9/2021		Approved - PENDING
Large	San Francisco Unified	Burton High	Funding	57/68478-26-005	Expenditure Reports	Form SAB 50-06 - Final Expenditure Report	10/31/2020	2/10/2021		Approved - PENDING
Large	San Francisco Unified	Paul Revere Elementary	Funding	57/68478-00-057	Expenditure Reports	Form SAB 50-06 - Final Expenditure Report	10/31/2020	2/10/2021		Approved - PENDING
Large	San Francisco Unified	Daniel Webster Elementary	Funding	57/68478-00-056	Expenditure Reports	Form SAB 50-06 - Final Expenditure Report	10/31/2020	2/10/2021		Approved - PENDING
Large	San Francisco Unified	Longfellow Elementary	Funding	57/68478-00-055	Expenditure Reports	Form SAB 50-06 - Final Expenditure Report	10/31/2020	2/10/2021		Approved - PENDING
Large	San Francisco Unified	McKinley Elementary	Funding	57/68478-00-054	Expenditure Reports	Form SAB 50-06 - Final Expenditure Report	10/31/2020	2/10/2021		Approved - PENDING
Large	San Francisco Unified	Asawa School of the Arts High	Funding	57/68478-00-053	Expenditure Reports	Form SAB 50-06 - Final Expenditure Report	10/31/2020	2/10/2021		Approved - PENDING
Large	San Francisco Unified	Academy of Arts and Sciences High	Funding	57/68478-00-052	Expenditure Reports	Form SAB 50-06 - Final Expenditure Report	10/31/2020	2/10/2021		Approved - PENDING
Large	San Francisco Unified	James Lick Middle	Funding	57/68478-00-051	Expenditure Reports	Form SAB 50-06 - Final Expenditure Report	10/31/2020	2/10/2021		Approved - PENDING
Large	Los Angeles Unified	Ulysses S. Grant Senior High	Funding	57/64733-00-651	Eligibility & Funding Responses	Form SAB 50-04 - 15-Day Response	1/29/2021	2/10/2021		Approved - PENDING
Small	Golden Valley Unified	Liberty High	Funding	55/75580-00-001	Expenditure Reports	Form SAB 50-06 - Annual Expenditure Report	12/16/2020	2/12/2021		Approved - PENDING
Small	Golden Valley Unified	Liberty High	Funding	55/75580-00-002	Expenditure Reports	Form SAB 50-06 - Annual Expenditure Report	12/16/2020	2/12/2021		Approved - PENDING
Small	Golden Valley Unified	Liberty High	Funding	55/75580-00-004	Expenditure Reports	Form SAB 50-06 - Annual Expenditure Report	11/25/2020	2/12/2021		Approved - PENDING
Small	Golden Valley Unified	Liberty High	Funding	55/75580-00-005	Expenditure Reports	Form SAB 50-06 - Annual Expenditure Report	11/25/2020	2/12/2021		Approved - PENDING
Medium	Delano Union Elementary	Albany Park Elementary	Funding	57/63404-00-004	Eligibility & Funding Responses	Form SAB 50-03 - 15-Day Response	1/22/2021	2/12/2021		Approved - PENDING
Medium	Delano Union Elementary	Nueva Vista Elementary	Funding	57/63404-00-005	Eligibility & Funding Responses	Form SAB 50-03 - 15-Day Response	1/22/2021	2/12/2021		Approved - PENDING
Small	Carpinteria Unified	Canalino	Funding	50/69146-00-003	Eligibility & Funding Responses	Form SAB 50-04 - 15-Day Response	1/29/2021	2/12/2021		Approved - PENDING
Small	Carpinteria Unified	Carpinteria Family	Funding	50/69146-00-002	Eligibility & Funding Responses	Form SAB 50-04 - 15-Day Response	1/29/2021	2/12/2021		Approved - PENDING
Medium	Southern Kern Unified	Rosamond Elementary	Funding	70/63776-00-003	Fund Release	Fund Release Authorization (Form SAB 70-02)	10/23/2020	2/15/2021		Approved - PENDING
Small	Planada Elementary	Planada Elementary	Funding	70/65821-00-001	Full-Day Kindergarten	FDKFGP 45 Day Reminder Letter	1/15/2021	2/15/2021	1/13/2021	Approved - PENDING
Medium	Delano Union Elementary	Fremont Elementary	Funding	70/63404-00-005	Full-Day Kindergarten	FDKFGP 45 Day Reminder Letter	1/15/2021	2/15/2021	1/12/2021	Approved - PENDING
Large	San Jacinto Unified	New Middle School	Eligibility		Eligibility & Funding Responses	SAB 50-04 & 50-01 90 Day letter	2/1/2021	2/15/2021		Approved - PENDING
Medium	Banning Unified	Banning High CTE	Funding	55/66985-00-002	Expenditure Reports	Form SAB 50-06 - Annual Expenditure Report	10/18/2020	2/18/2021		Approved - PENDING

School District Extension Requests
(as of February 1, 2021)

District Size	District Name	Project/Site Name	Type of Request	Project Number	Category of Request	Description of Deliverable	Original Due Date	Requested Extension Date	Receipt Date for Requested Documents	Status
Large	San Diego Unified	Magnolia Science Academy	Funding	54/68338-02-002	Expenditure Reports	Form SAB 50-06 - Final Expenditure Report	12/28/2020	2/19/2021		Approved - PENDING
Small	McCabe Union Elementary	McCabe Elementary	Funding	70/63180-00-001	Full-Day Kindergarten	FDKFGP 45 Day Reminder Letter	1/15/2021	2/26/2021		Approved - PENDING
Medium	Snowline Joint Unified	New Construction K-12	Funding	50/73957-00-016 through 50/73957-00-018	Eligibility & Funding Responses	50-01 Submittal for 90-day Notice	2/1/2021	3/1/2021		Approved - PENDING
Large	Corona-Norco Unified	John Adams Elementary	Funding	50/67033-04-001	Eligibility & Funding Responses	Form SAB 50-04 - 15-Day Response	2/5/2021	3/5/2021		Approved - PENDING
Large	San Juan Unified	Casa Roble High - Patient Care CTE	Funding	59/67447-00-003	Expenditure Reports	Form SAB 50-06 - Annual Expenditure Report	2/5/2021	3/5/2021		Approved - PENDING
Large	Kern High	55/63529-00-005 through -016	Funding	55/63529-00-005 through 16	Expenditure Reports	Form SAB 50-06 - Annual Expenditure Report	12/7/2020	3/8/2021		Approved - PENDING
Medium	Southern Kern Unified	Hamilton/Rosamond Elementary School	Funding	50/63776-00-002	Eligibility & Funding Responses	Form SAB 50-04 - 15-Day Response	2/1/2021	3/12/2021		Under Review, Awaiting Decision
Medium	San Lorenzo Valley Unified	San Lorenzo Valley High	Funding	55-69807-00-002	Eligibility & Funding Responses	CDE and DSA Plan Approval Letters	9/24/2020	3/24/2021		Approved - PENDING
Medium	San Lorenzo Valley Unified	San Lorenzo Valley High	Funding	55-69807-00-003	Eligibility & Funding Responses	CDE and DSA Plan Approval Letters	9/24/2020	3/24/2021		Approved - PENDING
Large	Chico Unified	Chico High	Funding	59/61424-00-008	Eligibility & Funding Responses	Submittal of DSA and CDE Approvals for CTEFP Application	12/25/2020	3/25/2021		Approved - PENDING
Small	Needles Unified	Vista Colorado Elementary	Funding	70/67801-00-002	Full-Day Kindergarten	FDKFGP 45 Day Reminder Letter	1/15/2021	4/1/2021		Under Review, Awaiting Decision
Small	Wilsona Elementary	Vista San Gabriel Elementary	Funding	70/65151-00-001	Full-Day Kindergarten	FDKFGP 45 Day Reminder Letter	1/15/2021	4/1/2021		Under Review, Awaiting Decision
Medium	Reef-Sunset Unified	Avenal Elementary	Funding	70/73932-00-001	Full-Day Kindergarten	FDKFGP 45 Day Reminder Letter	1/15/2021	4/1/2021		Approved - PENDING
Small	Hope Elementary	Hope Elementary	Funding	70/71944-00-001	Full-Day Kindergarten	FDKFGP - 4-Day Response	10/23/2020	4/23/2021	12/3/2020	Approved - Closed
Medium	San Lorenzo Valley Unified	San Lorenzo Valley High	Funding	55/69807-00-002 and 55/69807-00-003	Eligibility & Funding Responses	CTEFP CDE & DSA Plan Approval Letters	3/24/2021	4/30/2021		Approved - PENDING
Large	Fontana Unified	Kathy Binks Elementary	Funding	70/67710-00-020	Full-Day Kindergarten	FDKFGP Fund Release Authorization	10/23/2020	5/3/2021		Approved - PENDING
Small	Lagunita Elementary	Lagunita Elementary	Funding	50/66076-00-002 & 57/66076-00-001	Substantial Progress	Substantial Progress Checklist	5/8/2020	5/7/2021	Denied	Denied
Large	Acton-Agua Dulce Unified	Vasquez High	Funding	75309-00-001	Expenditure Reports	Form SAB 50-06 - Final Expenditure Report	5/29/2020	5/28/2021	10/7/2020	Approved - Closed
Large	San Bernardino City Unified	Pacific High	Funding	55/67876-00-001	Expenditure Reports	Form SAB 50-06 - Annual Expenditure Report	6/11/2020	6/11/2021		Approved - PENDING
Small	Klamath-Trinity Joint Unified	I -Tech/ Hoopa Valley High	Funding	51/62901-00-015	Fund Release	Form SAB 50-05 Submittal	8/25/2020	8/24/2021	Withdrawn	Withdrawn
Small	Hilmar Unified	Hilmar High	Funding	55/65698-00-001	Eligibility & Funding Responses	CTEFP CDE/DSA approvals deadline	5/22/2021	9/22/2021	Denied	Denied
Large	Napa Valley Unified	Vintage High	Funding	55/66266-00-005 and 55/66266-00-006	Fund Release	Form SAB 50-05 Submittal	9/24/2020	9/24/2021	Withdrawn	Withdrawn
Large	Long Beach Unified	Jordan High	Funding	55/64725-00-008	Eligibility & Funding Responses	CDA and DSA Approvals	9/24/2020	9/24/2021		Approved - PENDING
Large	Long Beach Unified	Jordan High	Funding	55/64725-00-007	Eligibility & Funding Responses	CDA and DSA Approvals	9/24/2020	9/24/2021		Approved - PENDING
Large	Long Beach Unified	Renaissance High	Funding	55/64725-00-006	Eligibility & Funding Responses	CDA and DSA Approvals	9/24/2020	9/24/2021		Approved - PENDING
Large	San Bernardino City Unified	Del Rosa Elementary	Funding	70/67876-00-001	Full-Day Kindergarten	Form SAB 70-02	10/23/2020	10/23/2021		Approved - PENDING
Large	Santa Ana Unified	Valley High - Career and Technical Education (Culinary Arts)	Funding	55/66670-00-003	Eligibility & Funding Responses	CTE/DSA Plan Approvals	5/26/2021	10/26/2021	Denied	Denied
Small	Golden Plains Unified	Tranquillity Hlgh	Funding	59/75234-00-002	Eligibility & Funding Responses	DSA/CDE Approvals For CTE ROF Project	9/24/2020	4/30/2022		Approved - PENDING
Medium	Alisal Union	Loya (Oscar F.) Elementary	Funding	70/65691-00-009	Full-Day Kindergarten	FDKFGP - Plan Approvals and Form SAB 70-02	6/24/2021	6/24/2022		Approved - PENDING
Medium	Greenfield Union Elementary	Mary Chapa Academy Elementary	Funding	71/66035-00-001	Audit Correspondence	Substantial Progress Appeal Item SAB 189 related to change in scope and a time extension to complete the project.	5/22/2020	6/30/2022	Denied	Denied
Large	San Diego Unified	America's Finest Charter	Funding	54/68338-00-003	Eligibility & Funding Responses	Conversion from PA to final apportionment SAB 50-04	1/24/2022	7/22/2022	Withdrawn	Withdrawn
Large	San Bernardino City Unified	Pacific High	Funding	55/67876-00-001	Expenditure Reports	4-year Project Completion SFP Regulation Section 1859.199	6/11/2023	6/11/2024	Denied	Denied

INFORMATION ITEM

FULL-DAY KINDERGARTEN FACILITIES GRANT PROGRAM (as of January 31, 2021)

The applications on this list represent Full-Day Kindergarten Facilities Grant Program projects in date order received through September 30, 2020. These applications have been received and are currently being reviewed by the Office of Public School Construction.

Published monthly in the SAB Agenda.

This report is also located on the [OPSC Website](#)

Full-Day Kindergarten Facilities Grant Program
- Workload as of January 31, 2021 -

District	County	Site Name	Application Number	OPSC Date Received	Estimated State Grant (a)	Financial Hardship (b)	Estimated SAB Date
Chico Unified	Butte	Emma Wilson Elementary	70/61424-00-007	5/30/2019	\$ 1,251,446	TBD	TBD
Chico Unified	Butte	Mcmanus Elementary	70/61424-00-008	5/30/2019	\$ 1,668,595	TBD	TBD
Chico Unified	Butte	Marigold Elementary	70/61424-00-009	5/30/2019	\$ 1,668,595	TBD	TBD
Chico Unified	Butte	Neal Dow Elementary	70/61424-00-010	5/30/2019	\$ 414,149	TBD	TBD
Chico Unified	Butte	Sierra View Elementary	70/61424-00-011	5/30/2019	\$ 1,251,446	TBD	TBD
Chico Unified	Butte	Rosedale Elementary	70/61424-00-012	5/30/2019	\$ 1,668,595	TBD	TBD
Chico Unified	Butte	Hooker Oak Elementary	70/61424-00-013	5/30/2019	\$ 1,251,446	TBD	TBD
Martinez Unified	Contra Costa	John Muir Elementary	70/61739-00-002	5/30/2019	\$ 834,298	TBD	TBD
West Contra Costa Unified	Contra Costa	Wilson Elementary	70/61796-00-001	5/29/2019	\$ 1,251,446	TBD	TBD
Fowler Unified	Fresno	Marshall Elementary	70/62158-00-003	5/30/2019	\$ 2,920,041	TBD	TBD
Fowler Unified	Fresno	Malaga Elementary	70/62158-00-004	5/30/2019	\$ 834,298	TBD	TBD
Fresno Unified	Fresno	Addams Elementary	70/62166-00-006	5/9/2019	\$ 834,298	TBD	TBD
Fresno Unified	Fresno	Del Mar Elementary	70/62166-00-007	5/9/2019	\$ 1,251,446	TBD	TBD
Fresno Unified	Fresno	Ewing Elementary	70/62166-00-008	5/9/2019	\$ 1,668,595	TBD	TBD
Sanger Unified	Fresno	Lone Star Elementary	70/62414-00-005	5/20/2019	\$ 1,251,446	TBD	TBD
Sanger Unified	Fresno	Lincoln Elementary	70/62414-00-006	5/20/2019	\$ 834,298	TBD	TBD
Sanger Unified	Fresno	Wilson Elementary	70/62414-00-007	5/20/2019	\$ 834,298	TBD	TBD
Sanger Unified	Fresno	Madison Elementary	70/62414-00-008	5/20/2019	\$ 834,298	TBD	TBD
Sanger Unified	Fresno	John Wash Elementary	70/62414-00-009	5/20/2019	\$ 834,298	TBD	TBD
Selma Unified	Fresno	Andrew Jackson Elementary	70/62430-00-008	5/9/2019	\$ 1,668,595	TBD	TBD
Selma Unified	Fresno	Theodore Roosevelt Elementary	70/62430-00-009	5/9/2019	\$ 1,668,595	TBD	TBD
Selma Unified	Fresno	George Washington Elementary	70/62430-00-010	5/9/2019	\$ 1,668,595	TBD	TBD
Selma Unified	Fresno	Indianola Elementary	70/62430-00-011	5/9/2019	\$ 834,298	TBD	TBD
Selma Unified	Fresno	Woodrow Wilson Elementary	70/62430-00-012	5/9/2019	\$ 834,298	TBD	TBD
Selma Unified	Fresno	Garfield Elementary	70/62430-00-013	5/9/2019	\$ 834,298	TBD	TBD
Selma Unified	Fresno	Terry Elementary	70/62430-00-014	5/9/2019	\$ 417,149	TBD	TBD
El Centro Elementary	Imperial	Lincoln Elementary	70/63123-00-004	5/15/2019	\$ 834,298	TBD	TBD
El Centro Elementary	Imperial	Hendrick Elementary	70/63123-00-005	5/15/2019	\$ 834,298	TBD	TBD
El Centro Elementary	Imperial	Harding Elementary	70/63123-00-006	5/15/2019	\$ 834,298	TBD	TBD
Delano Union Elementary	Kern	Morningside Elementary	70/63404-00-006	5/9/2019	\$ 834,298	TBD	TBD
Delano Union Elementary	Kern	Terrace Elementary	70/63404-00-007	5/9/2019	\$ 417,149	TBD	TBD
Delano Union Elementary	Kern	Princeton Street Elementary	70/63404-00-008	5/9/2019	\$ 417,149	TBD	TBD
Greenfield Union	Kern	Palla Elementary	70/63503-00-002	5/15/2019	\$ 2,085,744	TBD	TBD
Greenfield Union	Kern	Plantation Elementary	70/63503-00-003	5/15/2019	\$ 834,298	TBD	TBD
Greenfield Union	Kern	Kendrick Elementary	70/63503-00-004	5/15/2019	\$ 1,251,446	TBD	TBD
Greenfield Union	Kern	Fairview Elementary	70/63503-00-005	5/15/2019	\$ 834,298	TBD	TBD
Greenfield Union	Kern	Valle Verde Elementary	70/63503-00-006	5/15/2019	\$ 2,085,744	TBD	TBD
Greenfield Union	Kern	Granite Pointe Elementary	70/63503-00-007	5/15/2019	\$ 1,251,446	TBD	TBD
Greenfield Union	Kern	Horizon Elementary	70/63503-00-008	5/15/2019	\$ 417,149	TBD	TBD
Southern Kern Unified	Kern	Westpark Elementary	70/63776-00-004	5/9/2019	\$ 1,668,595	TBD	TBD
Standard Elementary	Kern	Wingland Elementary	70/63792-00-005	5/14/2019	\$ 2,502,893	TBD	TBD
Standard Elementary	Kern	Highland Elementary	70/63792-00-006	5/14/2019	\$ 2,085,744	TBD	TBD
Armona Union Elementary	Kings	Armona Elementary	70/63875-00-002	5/13/2019	\$ 1,676,055	TBD	TBD
Hanford Elementary	Kings	Lincoln Elementary	70/63917-00-003	5/6/2019	\$ 1,258,906	TBD	TBD
Hanford Elementary	Kings	Monroe Elementary	70/63917-00-004	5/6/2019	\$ 841,758	TBD	TBD
Kit Carson Union Elementary	Kings	Kit Carson Elementary	70/63958-00-002	5/1/2019	\$ 424,609	TBD	TBD
Lennox Elementary	Los Angeles	Moffett Elementary	70/64709-00-002	5/23/2019	\$ 1,668,595	TBD	TBD
Lennox Elementary	Los Angeles	Dolores Huerta Elementary	70/64709-00-003	5/23/2019	\$ 1,668,595	TBD	TBD
Lennox Elementary	Los Angeles	Jefferson Elementary	70/64709-00-004	5/23/2019	\$ 3,337,190	TBD	TBD
San Marino Unified	Los Angeles	Carver Elementary	70/64964-00-001	5/30/2019	\$ 834,298	TBD	TBD

Full-Day Kindergarten Facilities Grant Program
- Workload as of January 31, 2021 -

District	County	Site Name	Application Number	OPSC Date Received	Estimated State Grant (a)	Financial Hardship (b)	Estimated SAB Date
San Marino Unified	Los Angeles	Valentine Elementary	70/64964-00-002	5/30/2019	\$ 834,298	TBD	TBD
Sulphur Springs Union	Los Angeles	Pinetree Community	70/65045-00-010	5/9/2019	\$ 2,085,744	TBD	TBD
Sulphur Springs Union	Los Angeles	Mitchell Community	70/65045-00-011	5/9/2019	\$ 2,085,744	TBD	TBD
Sulphur Springs Union	Los Angeles	Sulphur Springs Community	70/65045-00-012	5/9/2019	\$ 1,668,595	TBD	TBD
Sulphur Springs Union	Los Angeles	Leona Cox Community	70/65045-00-013	5/9/2019	\$ 1,251,446	TBD	TBD
Sulphur Springs Union	Los Angeles	Canyon Springs Community	70/65045-00-014	5/9/2019	\$ 1,251,446	TBD	TBD
Sulphur Springs Union	Los Angeles	Mint Canyon Community	70/65045-00-015	5/9/2019	\$ 1,251,446	TBD	TBD
Sulphur Springs Union	Los Angeles	Fair Oaks Ranch Community	70/65045-00-016	5/9/2019	\$ 2,920,041	TBD	TBD
Sulphur Springs Union	Los Angeles	Golden Oak Community	70/65045-00-017	5/9/2019	\$ 1,251,446	TBD	TBD
San Rafael City Schools	Marin	San Pedro Elementary	70/65458-00-002	5/2/2019	\$ 1,668,595	TBD	TBD
Alisal Union	Monterey	Cesar E. Chavez Elementary	70/65961-00-010	5/8/2019	\$ 1,251,446	TBD	TBD
Alisal Union	Monterey	Creekside Elementary	70/65961-00-011	5/8/2019	\$ 1,251,446	TBD	TBD
Alisal Union	Monterey	Virginia Rocca Barton Elementary	70/65961-00-012	5/8/2019	\$ 1,251,446	TBD	TBD
Alisal Union	Monterey	Dr. Martin Luther King Jr Academy	70/65961-00-013	5/8/2019	\$ 834,298	TBD	TBD
Alisal Union	Monterey	John E. Steinbeck Elementary	70/65961-00-014	5/8/2019	\$ 834,298	TBD	TBD
Alisal Union	Monterey	Monte Bella Elementary	70/65961-00-015	5/8/2019	\$ 417,149	TBD	TBD
Alisal Union	Monterey	Alisal Community	70/65961-00-016	5/8/2019	\$ 417,149	TBD	TBD
Chualar Union Elementary	Monterey	Chualar Elementary	70/65995-00-001	5/28/2019	\$ 841,758	TBD	TBD
Salinas City Elementary	Monterey	University Park Elementary	70/66142-00-001	5/22/2019	\$ 2,085,744	TBD	TBD
Salinas City Elementary	Monterey	Henry F. Kammann Elementary	70/66142-00-002	5/22/2019	\$ 1,668,595	TBD	TBD
Salinas City Elementary	Monterey	Los Padres Elementary	70/66142-00-003	5/22/2019	\$ 1,668,595	TBD	TBD
Salinas City Elementary	Monterey	Mission Park Elementary	70/66142-00-004	5/22/2019	\$ 1,668,595	TBD	TBD
Salinas City Elementary	Monterey	Monterey Park Elementary	70/66142-00-005	5/22/2019	\$ 1,251,446	TBD	TBD
Centralia Elementary	Orange	Los Coyotes Elementary	70/66472-00-006	5/9/2019	\$ 417,149	TBD	TBD
Centralia Elementary	Orange	Raymond Temple Elementary	70/66472-00-007	5/9/2019	\$ 1,251,446	TBD	TBD
Centralia Elementary	Orange	George B. Miller Elementary	70/66472-00-008	5/9/2019	\$ 417,149	TBD	TBD
Centralia Elementary	Orange	Dysinger Elementary	70/66472-00-009	5/9/2019	\$ 417,149	TBD	TBD
Centralia Elementary	Orange	San Marino Elementary	70/66472-00-010	5/9/2019	\$ 417,149	TBD	TBD
Santa Ana Unified	Orange	George Washington Elementary	70/66670-00-015	5/1/2019	\$ 2,502,893	TBD	TBD
Santa Ana Unified	Orange	Dr. Martin Luther King Jr Elementary	70/66670-00-016	5/1/2019	\$ 417,149	TBD	TBD
Santa Ana Unified	Orange	Thomas A. Edison Elementary	70/66670-00-017	5/1/2019	\$ 1,668,595	TBD	TBD
Santa Ana Unified	Orange	John Muir Fundamental Elementary	70/66670-00-018	5/1/2019	\$ 834,298	TBD	TBD
Santa Ana Unified	Orange	Pio Pico Elementary	70/66670-00-019	5/1/2019	\$ 834,298	TBD	TBD
Santa Ana Unified	Orange	Jim Thorpe Fundamental Elementary	70/66670-00-020	5/1/2019	\$ 1,251,446	TBD	TBD
Santa Ana Unified	Orange	Walker Elementary	70/66670-00-021	5/1/2019	\$ 417,149	TBD	TBD
Santa Ana Unified	Orange	James A. Garfield Elementary	70/66670-00-022	5/1/2019	\$ 1,251,446	TBD	TBD
Santa Ana Unified	Orange	Greenville Fundamental Elementary	70/66670-00-023	5/1/2019	\$ 1,668,595	TBD	TBD
Santa Ana Unified	Orange	Abraham Lincoln Elementary	70/66670-00-024	5/1/2019	\$ 1,668,595	TBD	TBD
Santa Ana Unified	Orange	Monte Vista Elementary	70/66670-00-025	5/1/2019	\$ 834,298	TBD	TBD
Santa Ana Unified	Orange	Theodore Roosevelt Elementary	70/66670-00-026	5/1/2019	\$ 834,298	TBD	TBD
Santa Ana Unified	Orange	Sepulveda Elementary	70/66670-00-027	5/1/2019	\$ 417,149	TBD	TBD
Santa Ana Unified	Orange	Woodrow Wilson Elementary	70/66670-00-028	5/1/2019	\$ 834,298	TBD	TBD
Alvord Unified	Riverside	Valley View Elementary	70/66977-00-014	5/1/2019	\$ 1,251,446	TBD	TBD
Alvord Unified	Riverside	Foothill Elementary	70/66977-00-015	5/1/2019	\$ 1,251,446	TBD	TBD
Alvord Unified	Riverside	Mcauliffe Elementary	70/66977-00-016	5/1/2019	\$ 1,668,595	TBD	TBD
Alvord Unified	Riverside	Promenade Elementary	70/66977-00-017	5/1/2019	\$ 1,251,446	TBD	TBD
Alvord Unified	Riverside	Terrace Elementary	70/66977-00-018	5/1/2019	\$ 1,668,595	TBD	TBD
Alvord Unified	Riverside	Orrenmaa Elementary	70/66977-00-019	5/1/2019	\$ 834,298	TBD	TBD
Alvord Unified	Riverside	Myra Linn Elementary	70/66977-00-020	5/1/2019	\$ 834,298	TBD	TBD
Alvord Unified	Riverside	Rosemary Kennedy Elementary	70/66977-00-021	5/1/2019	\$ 834,298	TBD	TBD

Full-Day Kindergarten Facilities Grant Program
 - Workload as of January 31, 2021 -

District	County	Site Name	Application Number	OPSC Date Received	Estimated State Grant (a)	Financial Hardship (b)	Estimated SAB Date
Alvord Unified	Riverside	Arlanza Elementary	70/66977-00-022	5/1/2019	\$ 834,298	TBD	TBD
Alvord Unified	Riverside	Collett Elementary	70/66977-00-023	5/1/2019	\$ 1,251,446	TBD	TBD
Alvord Unified	Riverside	Lake Hills Elementary	70/66977-00-024	5/1/2019	\$ 1,251,446	TBD	TBD
Alvord Unified	Riverside	La Granada Elementary	70/66977-00-025	5/1/2019	\$ 1,251,446	TBD	TBD
Alvord Unified	Riverside	Twinhill Elementary	70/66977-00-026	5/1/2019	\$ 834,298	TBD	TBD
Desert Sands Unified	Riverside	Kennedy Elementary	70/67058-00-001	5/23/2019	\$ 620,850	TBD	TBD
Moreno Valley Unified	Riverside	Butterfield Elementary	70/67124-00-009	5/30/2019	\$ 1,251,446	TBD	TBD
Moreno Valley Unified	Riverside	Honey Hollow Elementary	70/67124-00-010	5/30/2019	\$ 1,251,446	TBD	TBD
Moreno Valley Unified	Riverside	North Ridge Elementary	70/67124-00-011	5/30/2019	\$ 1,251,446	TBD	TBD
Moreno Valley Unified	Riverside	Ridge Crest Elementary	70/67124-00-012	5/30/2019	\$ 834,298	TBD	TBD
Moreno Valley Unified	Riverside	Seneca Elementary	70/67124-00-013	5/30/2019	\$ 834,298	TBD	TBD
Moreno Valley Unified	Riverside	Serrano Elementary	70/67124-00-014	5/30/2019	\$ 834,298	TBD	TBD
Moreno Valley Unified	Riverside	Bear Valley Elementary	70/67124-00-015	5/30/2019	\$ 417,149	TBD	TBD
Moreno Valley Unified	Riverside	Cloverdale Elementary	70/67124-00-016	5/30/2019	\$ 417,149	TBD	TBD
Moreno Valley Unified	Riverside	Creekside Elementary	70/67124-00-017	5/30/2019	\$ 417,149	TBD	TBD
Moreno Valley Unified	Riverside	Hidden Springs Elementary	70/67124-00-018	5/30/2019	\$ 417,149	TBD	TBD
Nuview Union	Riverside	Valley View Elementary	70/67157-00-001	5/24/2019	\$ 841,758	TBD	TBD
Riverside Unified	Riverside	Highgrove Elementary	70/67215-00-001	5/14/2019	\$ 1,361,219	TBD	TBD
Riverside Unified	Riverside	Jefferson Elementary	70/67215-00-002	5/14/2019	\$ 1,668,595	TBD	TBD
Riverside Unified	Riverside	Madison Elementary	70/67215-00-003	5/15/2019	\$ 2,085,744	TBD	TBD
Riverside Unified	Riverside	Longfellow Elementary	70/67215-00-004	5/14/2019	\$ 2,085,744	TBD	TBD
Riverside Unified	Riverside	Monroe Elementary	70/67215-00-005	5/14/2019	\$ 2,085,744	TBD	TBD
Riverside Unified	Riverside	Adams Elementary	70/67215-00-006	5/14/2019	\$ 1,251,446	TBD	TBD
Riverside Unified	Riverside	Alcott Elementary	70/67215-00-007	5/14/2019	\$ 834,298	TBD	TBD
Riverside Unified	Riverside	Fremont Elementary	70/67215-00-008	5/14/2019	\$ 907,480	TBD	TBD
San Jacinto Unified	Riverside	San Jacinto Elementary	70/67249-00-001	5/24/2019	\$ 1,668,595	TBD	TBD
San Jacinto Unified	Riverside	Edward Hyatt Elementary	70/67249-00-002	5/24/2019	\$ 417,149	TBD	TBD
Robla Elementary	Sacramento	Bell Avenue Elementary	70/67421-00-004	5/9/2019	\$ 841,758	TBD	TBD
Robla Elementary	Sacramento	Glenwood Elementary	70/67421-00-005	5/9/2019	\$ 1,258,906	TBD	TBD
Robla Elementary	Sacramento	Taylor Street Elementary	70/67421-00-006	5/9/2019	\$ 841,758	TBD	TBD
Hollister	San Benito	Calaveras Elementary	70/67470-00-005	5/30/2019	\$ 1,668,595	TBD	TBD
Hollister	San Benito	Ro Hardin Elementary	70/67470-00-006	5/30/2019	\$ 1,668,595	TBD	TBD
Hollister	San Benito	Gabilan Hills Elementary/Hlda	70/67470-00-007	5/30/2019	\$ 2,085,744	TBD	TBD
Hollister	San Benito	Cerra Vista Elementary	70/67470-00-008	5/30/2019	\$ 2,085,744	TBD	TBD
Colton Joint Unified	San Bernardino	Mckinley Elementary	70/67686-00-001	5/30/2019	\$ 834,298	TBD	TBD
Colton Joint Unified	San Bernardino	Ruth Grimes Elementary	70/67686-00-002	5/30/2019	\$ 1,251,446	TBD	TBD
Colton Joint Unified	San Bernardino	Wilson Elementary	70/67686-00-003	5/30/2019	\$ 834,298	TBD	TBD
Colton Joint Unified	San Bernardino	Rogers Elementary	70/67686-00-004	5/30/2019	\$ 834,298	TBD	TBD
Colton Joint Unified	San Bernardino	Crestmore Elementary	70/67686-00-005	5/30/2019	\$ 417,149	TBD	TBD
Colton Joint Unified	San Bernardino	Zimmerman Elementary	70/67686-00-006	5/30/2019	\$ 417,149	TBD	TBD
Cucamonga Elementary	San Bernardino	Cucamonga Elementary	70/67694-00-001	5/22/2019	\$ 1,258,906	TBD	TBD
Fontana Unified	San Bernardino	Locust Elementary	70/67710-00-021	5/30/2019	\$ 417,149	TBD	TBD
Fontana Unified	San Bernardino	Primrose Elementary	70/67710-00-022	5/30/2019	\$ 834,298	TBD	TBD
Fontana Unified	San Bernardino	Dorothy Grant Elementary	70/67710-00-023	5/30/2019	\$ 417,149	TBD	TBD
Fontana Unified	San Bernardino	Hemlock Elementary	70/67710-00-024	5/30/2019	\$ 834,298	TBD	TBD
Fontana Unified	San Bernardino	Poplar Elementary	70/67710-00-025	5/30/2019	\$ 834,298	TBD	TBD
Fontana Unified	San Bernardino	Sierra Lakes Elementary	70/67710-00-026	5/30/2019	\$ 417,149	TBD	TBD
Fontana Unified	San Bernardino	Oleander Elementary	70/67710-00-027	5/30/2019	\$ 1,668,595	TBD	TBD
Fontana Unified	San Bernardino	Porter Elementary	70/67710-00-028	5/30/2019	\$ 1,251,446	TBD	TBD
Fontana Unified	San Bernardino	Beech Elementary	70/67710-00-029	5/30/2019	\$ 834,298	TBD	TBD

Full-Day Kindergarten Facilities Grant Program
- Workload as of January 31, 2021 -

District	County	Site Name	Application Number	OPSC Date Received	Estimated State Grant (a)	Financial Hardship (b)	Estimated SAB Date
Fontana Unified	San Bernardino	Palmetto Elementary	70/67710-00-030	5/30/2019	\$ 1,251,446	TBD	TBD
Fontana Unified	San Bernardino	Date Elementary	70/67710-00-031	5/30/2019	\$ 1,251,446	TBD	TBD
Fontana Unified	San Bernardino	Randall Pepper Elementary	70/67710-00-032	5/30/2019	\$ 834,298	TBD	TBD
Fontana Unified	San Bernardino	Citrus Elementary	70/67710-00-033	5/30/2019	\$ 834,298	TBD	TBD
Fontana Unified	San Bernardino	Cypress Elementary	70/67710-00-034	5/30/2019	\$ 1,251,446	TBD	TBD
Fontana Unified	San Bernardino	Canyon Crest Elementary	70/67710-00-035	5/30/2019	\$ 834,298	TBD	TBD
Fontana Unified	San Bernardino	Live Oak Elementary	70/67710-00-036	5/30/2019	\$ 834,298	TBD	TBD
Fontana Unified	San Bernardino	West Randall Elementary	70/67710-00-037	5/30/2019	\$ 417,149	TBD	TBD
Fontana Unified	San Bernardino	N. Tamarind Elementary	70/67710-00-038	5/30/2019	\$ 417,149	TBD	TBD
Rialto Unified	San Bernardino	Lm Preston Elementary	70/67850-00-005	5/29/2019	\$ 417,149	TBD	TBD
Rialto Unified	San Bernardino	Trapp Elementary	70/67850-00-006	5/29/2019	\$ 417,149	TBD	TBD
Dehesa Elementary	San Diego	Dehesa Elementary	70/68049-00-002	5/15/2019	\$ 841,758	TBD	TBD
Escondido Union Elementary	San Diego	Orange Glen Elementary	70/68098-00-001	5/22/2019	\$ 1,251,446	TBD	TBD
Mountain Empire Unified	San Diego	Campo Elementary	70/68213-00-005	5/21/2019	\$ 834,298	TBD	TBD
Mountain Empire Unified	San Diego	Clover Flat Elementary	70/68213-00-006	5/21/2019	\$ 834,298	TBD	TBD
Mountain Empire Unified	San Diego	Potrero Elementary	70/68213-00-007	5/21/2019	\$ 834,298	TBD	TBD
Mountain Empire Unified	San Diego	Descanso Elementary	70/68213-00-008	5/21/2019	\$ 834,298	TBD	TBD
Santee Elementary	San Diego	Sycamore Canyon Elementary	70/68361-00-006	5/23/2019	\$ 1,258,906	TBD	TBD
Santee Elementary	San Diego	Pride Academy	70/68361-00-007	5/23/2019	\$ 1,258,906	TBD	TBD
Santee Elementary	San Diego	Carlton Hills Elementary	70/68361-00-008	5/23/2019	\$ 1,258,906	TBD	TBD
Santee Elementary	San Diego	Cajon Park Elementary	70/68361-00-009	5/23/2019	\$ 1,258,906	TBD	TBD
Lincoln Unified	San Joaquin	John R. Williams	70/68569-00-001	5/2/2019	\$ 417,149	TBD	TBD
Lincoln Unified	San Joaquin	Brookside Elementary	70/68569-00-002	5/2/2019	\$ 417,149	TBD	TBD
Lincoln Unified	San Joaquin	Don Riggio	70/68569-00-003	5/2/2019	\$ 417,149	TBD	TBD
Lucia Mar Unified	San Luis Obispo	Dorthea Lange Elementary	70/68759-00-003	5/1/2019	\$ 834,298	TBD	TBD
Lucia Mar Unified	San Luis Obispo	Dana Elementary	70/68759-00-004	5/1/2019	\$ 834,298	TBD	TBD
Lucia Mar Unified	San Luis Obispo	Shell Beach Elementary	70/68759-00-005	5/29/2019	\$ 834,298	TBD	TBD
College Elementary	Santa Barbara	College Elementary	70/69179-00-001	5/28/2019	\$ 424,609	TBD	TBD
Lompoc Unified	Santa Barbara	Arthur Hapgood Elementary	70/69229-00-001	5/24/2019	\$ 1,251,446	TBD	TBD
Lompoc Unified	Santa Barbara	La Canada Elementary	70/69229-00-002	5/24/2019	\$ 1,251,446	TBD	TBD
Lompoc Unified	Santa Barbara	Miguelito Elementary	70/69229-00-003	5/24/2019	\$ 1,251,446	TBD	TBD
Lompoc Unified	Santa Barbara	Leonora Fillmore Elementary	70/69229-00-004	5/24/2019	\$ 834,298	TBD	TBD
Lompoc Unified	Santa Barbara	Buena Vista Elementary	70/69229-00-005	5/24/2019	\$ 834,298	TBD	TBD
Lompoc Unified	Santa Barbara	Clarence Ruth Elementary	70/69229-00-006	5/24/2019	\$ 834,298	TBD	TBD
Lompoc Unified	Santa Barbara	La Honda Elementary	70/69229-00-007	5/24/2019	\$ 834,298	TBD	TBD
Lompoc Unified	Santa Barbara	Crestview Elementary	70/69229-00-008	5/24/2019	\$ 834,298	TBD	TBD
Lompoc Unified	Santa Barbara	Los Berros Elementary	70/69229-00-009	5/24/2019	\$ 834,298	TBD	TBD
Luther Burbank Elementary	Santa Clara	Luther Burbank Elementary	70/69542-00-002	5/9/2019	\$ 1,258,906	TBD	TBD
Morgan Hill Unified	Santa Clara	Nordstrom Elementary	70/69583-00-004	5/30/2019	\$ 2,085,744	TBD	TBD
Morgan Hill Unified	Santa Clara	Jackson Academy	70/69583-00-005	5/30/2019	\$ 1,251,446	TBD	TBD
Morgan Hill Unified	Santa Clara	San Martin/Gwinn Elementary	70/69583-00-006	5/30/2019	\$ 1,251,446	TBD	TBD
San Jose Unified	Santa Clara	Booksin Elementary	70/69666-00-001	5/7/2019	\$ 1,668,595	TBD	TBD
San Jose Unified	Santa Clara	Los Alamitos Elementary	70/69666-00-002	5/7/2019	\$ 1,251,446	TBD	TBD
Union Elementary	Santa Clara	Guadalupe Elementary	70/69708-00-001	5/30/2019	\$ 834,298	TBD	TBD
Pajaro Valley Unified	Santa Cruz	Hall District Elementary	70/69799-00-001	5/30/2019	\$ 1,251,446	TBD	TBD
Pajaro Valley Unified	Santa Cruz	Calabasas Elementary	70/69799-00-002	5/30/2019	\$ 2,085,744	TBD	TBD
Pajaro Valley Unified	Santa Cruz	Amesti Elementary	70/69799-00-003	5/30/2019	\$ 1,668,595	TBD	TBD
Pajaro Valley Unified	Santa Cruz	Starlight Elementary	70/69799-00-004	5/30/2019	\$ 2,085,744	TBD	TBD
Pajaro Valley Unified	Santa Cruz	Freedom Elementary	70/69799-00-005	5/30/2019	\$ 1,251,446	TBD	TBD
Pajaro Valley Unified	Santa Cruz	Ann Soldo Elementary	70/69799-00-006	5/30/2019	\$ 834,298	TBD	TBD

Full-Day Kindergarten Facilities Grant Program
- Workload as of January 31, 2021 -

District	County	Site Name	Application Number	OPSC Date Received	Estimated State Grant (a)	Financial Hardship (b)	Estimated SAB Date
Pajaro Valley Unified	Santa Cruz	H.A. Hyde Elementary	70/69799-00-007	5/30/2019	\$ 1,251,446	TBD	TBD
Pajaro Valley Unified	Santa Cruz	Mar Vista Elementary	70/69799-00-008	5/30/2019	\$ 834,298	TBD	TBD
Pajaro Valley Unified	Santa Cruz	Radcliff Elementary	70/69799-00-009	5/30/2019	\$ 1,668,595	TBD	TBD
Pajaro Valley Unified	Santa Cruz	Mintie White Elementary	70/69799-00-010	5/30/2019	\$ 2,085,744	TBD	TBD
Pajaro Valley Unified	Santa Cruz	T.S. Macquiddy Elementary	70/69799-00-011	5/30/2019	\$ 1,251,446	TBD	TBD
Pajaro Valley Unified	Santa Cruz	Landmark Elementary	70/69799-00-012	5/30/2019	\$ 1,251,446	TBD	TBD
Pajaro Valley Unified	Santa Cruz	Bradley Elementary	70/69799-00-013	5/30/2019	\$ 1,251,446	TBD	TBD
Pajaro Valley Unified	Santa Cruz	Ohlone Elementary	70/69799-00-014	5/30/2019	\$ 417,149	TBD	TBD
Pajaro Valley Unified	Santa Cruz	Valencia Elementary	70/69799-00-015	5/30/2019	\$ 1,668,595	TBD	TBD
Pajaro Valley Unified	Santa Cruz	Rio Del Mar Elementary	70/69799-00-016	5/30/2019	\$ 834,298	TBD	TBD
Pajaro Valley Unified	Santa Cruz	Alianza Charter	70/69799-00-017	5/30/2019	\$ 1,668,595	TBD	TBD
Fairfield-Suisun Unified	Solano	Suisun Elementary	70/70540-00-003	5/2/2019	\$ 834,298	TBD	TBD
Fairfield-Suisun Unified	Solano	David Weir Elementary	70/70540-00-004	5/2/2019	\$ 417,149	TBD	TBD
Vacaville Unified	Solano	Edwin Markham Elementary	70/70573-00-002	5/2/2019	\$ 2,085,744	TBD	TBD
Ceres Unified	Stanislaus	Sam Vaughn Elementary	70/71043-00-002	5/23/2019	\$ 824,047	TBD	TBD
Cutler-Orosi Joint Unified	Tulare	Palm Elementary	70/71860-00-005	5/1/2019	\$ 2,502,893	TBD	TBD
Lindsay Unified	Tulare	Jefferson Elementary	70/71993-00-007	5/9/2019	\$ 834,298	TBD	TBD
Lindsay Unified	Tulare	Reagan Elementary	70/71993-00-008	5/9/2019	\$ 834,298	TBD	TBD
Lindsay Unified	Tulare	Kennedy Elementary	70/71993-00-009	5/9/2019	\$ 417,149	TBD	TBD
Sequoia Union Elementary	Tulare	Sequoia Elementary	70/72116-00-001	5/20/2019	\$ 841,758	TBD	TBD
Tulare City Elementary	Tulare	Roosevelt Elementary	70/72231-00-002	5/6/2019	\$ 2,510,353	TBD	TBD
Visalia Unified	Tulare	Goshen Elementary	70/72256-00-002	5/13/2019	\$ 1,676,055	TBD	TBD
Sonora Elementary	Toulumne	Sonora Elementary	70/72371-00-002	5/7/2019	\$ 824,048	TBD	TBD
Oxnard Elementary	Ventura	Marina West Elementary	70/72538-00-005	5/9/2019	\$ 2,085,744	TBD	TBD
Oxnard Elementary	Ventura	Rose Avenue Elementary	70/72538-00-006	5/9/2019	\$ 1,668,595	TBD	TBD
Oxnard Elementary	Ventura	Ramona Elementary	70/72538-00-007	5/9/2019	\$ 834,298	TBD	TBD
Oxnard Elementary	Ventura	Sierra Linda Elementary	70/72538-00-008	5/9/2019	\$ 2,502,893	TBD	TBD
Reef-Sunset Unified	Kings	Tamarack Elementary	70/73932-00-002	5/20/2019	\$ 1,668,595	TBD	TBD
Center Joint Unified	Sacramento	North Country Elementary	70/73973-00-006	5/9/2019	\$ 1,251,446	TBD	TBD
Center Joint Unified	Sacramento	Arthur Dudley Elementary	70/73973-00-007	5/9/2019	\$ 834,298	TBD	TBD
Center Joint Unified	Sacramento	Cyril Spinelli Elementary	70/73973-00-008	5/9/2019	\$ 834,298	TBD	TBD
Lake Elsinore Unified	Riverside	Railroad Canyon Elementary	70/75176-00-001	5/22/2019	\$ 1,648,095	TBD	TBD
Porterville Unified	Tulare	Santa Fe Elementary	70/75523-00-002	5/29/2019	\$ 1,676,055	TBD	TBD
Santa Barbara Unified	Santa Barbara	Adams Elementary	70/76786-00-002	5/9/2019	\$ 1,251,446	TBD	TBD
Santa Barbara Unified	Santa Barbara	Harding University Partnership	70/76786-00-003	5/9/2019	\$ 1,251,446	TBD	TBD
Upper Lake Unified	Lake	Upper Lake Elementary	70/76976-00-002	5/9/2019	\$ 1,258,906	TBD	TBD
Kelseyville Unified	Lake	Kelseyville Elementary	71/64014-00-002	5/23/2019	\$ 806,528	TBD	TBD
Los Nietos Elementary	Los Angeles	Nelson Elementary	71/64758-00-002	5/29/2019	\$ 359,828	TBD	TBD
Sulphur Springs Union	Los Angeles	Valley View Community	71/65045-00-001	5/9/2019	\$ 711,700	TBD	TBD
Whittier City	Los Angeles	Phelan Elementary	71/65110-00-003	5/13/2019	\$ 355,850	TBD	TBD
Whittier City	Los Angeles	Jackson Elementary	71/65110-00-004	5/13/2019	\$ 242,393	TBD	TBD
Whittier City	Los Angeles	Mill Elementary	71/65110-00-005	5/13/2019	\$ 121,196	TBD	TBD
Livingston Union	Merced	Campus Park Elementary	71/65748-00-001	5/30/2019	\$ 359,828	TBD	TBD
Livingston Union	Merced	Selma Herndon Elementary	71/65748-00-002	5/30/2019	\$ 893,603	TBD	TBD
Ocean View Elementary	Orange	Westmont Elementary	71/66613-00-001	5/13/2019	\$ 177,925	TBD	TBD
Ocean View Elementary	Orange	College View Elementary	71/66613-00-002	5/13/2019	\$ 177,925	TBD	TBD
Santa Ana Unified	Orange	Romero-Cruz Academy	71/66670-00-020	5/1/2019	\$ 242,393	TBD	TBD
Santa Ana Unified	Orange	George Washington Carver Elementary	71/66670-00-021	5/1/2019	\$ 242,393	TBD	TBD
Santa Ana Unified	Orange	Thomas Jefferson Elementary	71/66670-00-022	5/1/2019	\$ 363,589	TBD	TBD
Santa Ana Unified	Orange	Andrew Jackson Elementary	71/66670-00-023	5/1/2019	\$ 686,450	TBD	TBD

Full-Day Kindergarten Facilities Grant Program
- Workload as of January 31, 2021 -

District	County	Site Name	Application Number	OPSC Date Received	Estimated State Grant (a)	Financial Hardship (b)	Estimated SAB Date
Santa Ana Unified	Orange	Martin R. Heninger Elementary	71/66670-00-024	5/1/2019	\$ 363,589	TBD	TBD
Santa Ana Unified	Orange	John Adams Elementary	71/66670-00-025	5/1/2019	\$ 242,393	TBD	TBD
Santa Ana Unified	Orange	John Muir Fundamental Elementary	71/66670-00-026	5/1/2019	\$ 363,589	TBD	TBD
Santa Ana Unified	Orange	Santiago Elementary	71/66670-00-027	5/1/2019	\$ 533,775	TBD	TBD
Santa Ana Unified	Orange	John C. Fremont Elementary	71/66670-00-028	5/1/2019	\$ 121,196	TBD	TBD
Santa Ana Unified	Orange	Heroes Elementary	71/66670-00-029	5/1/2019	\$ 121,196	TBD	TBD
Santa Ana Unified	Orange	John F. Kennedy Elementary	71/66670-00-030	5/1/2019	\$ 484,785	TBD	TBD
Santa Ana Unified	Orange	James Madison Elementary	71/66670-00-031	5/1/2019	\$ 1,245,475	TBD	TBD
Santa Ana Unified	Orange	Glenn L. Martin Elementary	71/66670-00-032	5/1/2019	\$ 484,785	TBD	TBD
Santa Ana Unified	Orange	William Howard Taft Elementary	71/66670-00-033	5/1/2019	\$ 121,196	TBD	TBD
Santa Ana Unified	Orange	Wallace R. Davis Elementary	71/66670-00-034	5/1/2019	\$ 355,850	TBD	TBD
Santa Ana Unified	Orange	Diamond Elementary	71/66670-00-035	5/1/2019	\$ 355,850	TBD	TBD
Santa Ana Unified	Orange	Carl Harvey Elementary	71/66670-00-036	5/1/2019	\$ 121,196	TBD	TBD
Santa Ana Unified	Orange	Herbert Hoover Elementary	71/66670-00-037	5/1/2019	\$ 121,196	TBD	TBD
Santa Ana Unified	Orange	James Russell Elementary	71/66670-00-038	5/1/2019	\$ 605,981	TBD	TBD
Santa Ana Unified	Orange	James Monroe Elementary	71/66670-00-039	5/1/2019	\$ 121,196	TBD	TBD
Centralia Elementary	Orange	Danbrook Elementary	71/66742-00-002	5/9/2019	\$ 711,700	TBD	TBD
Moreno Valley Unified	Riverside	Butterfield Elementary	71/67124-00-007	5/30/2019	\$ 242,393	TBD	TBD
Moreno Valley Unified	Riverside	Bear Valley Elementary	71/67124-00-008	5/30/2019	\$ 363,589	TBD	TBD
Moreno Valley Unified	Riverside	Cloverdale Elementary	71/67124-00-009	5/30/2019	\$ 363,589	TBD	TBD
Moreno Valley Unified	Riverside	Creekside Elementary	71/67124-00-010	5/30/2019	\$ 363,589	TBD	TBD
Moreno Valley Unified	Riverside	Hidden Springs Elementary	71/67124-00-011	5/30/2019	\$ 242,393	TBD	TBD
Riverside Unified	Riverside	Harrison Elementary	71/67215-00-001	5/15/2019	\$ 242,393	TBD	TBD
Riverside Unified	Riverside	Jackson Elementary	71/67215-00-002	5/14/2019	\$ 242,393	TBD	TBD
Colton Joint Unified	San Bernardino	Crestmore Elementary	71/67686-00-001	5/30/2019	\$ 533,775	TBD	TBD
Colton Joint Unified	San Bernardino	Zimmerman Elementary	71/67686-00-002	5/30/2019	\$ 533,775	TBD	TBD
Fontana Unified	San Bernardino	Locust Elementary	71/67710-00-012	5/30/2019	\$ 242,393	TBD	TBD
Fontana Unified	San Bernardino	Primrose Elementary	71/67710-00-013	5/30/2019	\$ 242,393	TBD	TBD
Fontana Unified	San Bernardino	Juniper Elementary	71/67710-00-014	5/30/2019	\$ 355,850	TBD	TBD
Fontana Unified	San Bernardino	Tokay Elementary	71/67710-00-016	5/30/2019	\$ 355,850	TBD	TBD
Fontana Unified	San Bernardino	Randall Pepper Elementary	71/67710-00-017	5/30/2019	\$ 242,393	TBD	TBD
Fontana Unified	San Bernardino	South Tamarind Elementary	71/67710-00-018	5/30/2019	\$ 533,775	TBD	TBD
Fontana Unified	San Bernardino	Chaparral Elementary	71/67710-00-019	5/30/2019	\$ 121,196	TBD	TBD
Fontana Unified	San Bernardino	Shadow Hills Elementary	71/67710-00-020	5/30/2019	\$ 121,196	TBD	TBD
Fontana Unified	San Bernardino	Maple Elementary	71/67710-00-021	5/30/2019	\$ 533,775	TBD	TBD
Fontana Unified	San Bernardino	Almond Elementary	71/67710-00-022	5/30/2019	\$ 121,196	TBD	TBD
Fontana Unified	San Bernardino	Oak Park Elementary	71/67710-00-015	5/30/2019	\$ 121,196	TBD	TBD
Rialto Unified	San Bernardino	Lm Preston Elementary	71/67850-00-008	5/29/2019	\$ 355,850	TBD	TBD
Rialto Unified	San Bernardino	Morgan Elementary	71/67850-00-009	5/29/2019	\$ 363,589	TBD	TBD
Rialto Unified	San Bernardino	Morris Elementary	71/67850-00-010	5/29/2019	\$ 242,393	TBD	TBD
Rialto Unified	San Bernardino	Dollahan Elementary	71/67850-00-011	5/29/2019	\$ 242,393	TBD	TBD
Rialto Unified	San Bernardino	J.C. Boyd Elementary	71/67850-00-012	5/29/2019	\$ 242,393	TBD	TBD
Rialto Unified	San Bernardino	Dunn Elementary	71/67850-00-013	5/29/2019	\$ 121,196	TBD	TBD
Santee Elementary	San Diego	Hill Creek Elementary	71/68361-00-008	5/23/2019	\$ 359,828	TBD	TBD
Banta Elementary	San Joaquin	Banta Elementary	71/68486-00-001	5/29/2019	\$ 181,903	TBD	TBD
Banta Elementary	San Joaquin	Nextgeneration Steam Academy	71/68486-00-002	5/29/2019	\$ 164,488	TBD	TBD
Lincoln Unified	San Joaquin	John R. Williams	71/68569-00-001	5/3/2019	\$ 177,925	TBD	TBD
Lincoln Unified	San Joaquin	Tully C. Knoles	71/68569-00-002	5/2/2019	\$ 121,196	TBD	TBD
Lincoln Unified	San Joaquin	Claudia Landeen	71/68569-00-003	5/2/2019	\$ 242,393	TBD	TBD
Lincoln Unified	San Joaquin	Colonial Heights	71/68569-00-004	5/2/2019	\$ 121,196	TBD	TBD

Full-Day Kindergarten Facilities Grant Program
 - Workload as of January 31, 2021 -

District	County	Site Name	Application Number	OPSC Date Received	Estimated State Grant (a)	Financial Hardship (b)	Estimated SAB Date
Lincoln Unified	San Joaquin	Mable Barron	71/68569-00-005	5/2/2019	\$ 121,196	TBD	TBD
Morgan Hill Unified	Santa Clara	El Toro Elementary	71/69583-00-006	5/30/2019	\$ 363,589	TBD	TBD
Morgan Hill Unified	Santa Clara	Los Paseos Elementary	71/69583-00-007	5/30/2019	\$ 484,785	TBD	TBD
Morgan Hill Unified	Santa Clara	Paradise Valley Elementary	71/69583-00-008	5/30/2019	\$ 242,393	TBD	TBD
Morgan Hill Unified	Santa Clara	Pa Walsh Elementary	71/69583-00-009	5/30/2019	\$ 484,785	TBD	TBD
Morgan Hill Unified	Santa Clara	Barrett Elementary	71/69583-00-010	5/30/2019	\$ 121,196	TBD	TBD
Strathmore Union Elementary	Tulare	Strathmore Elementary	71/72157-00-001	5/13/2019	\$ 164,488	TBD	TBD
Sunnyside Union Elementary	Tulare	Sunnyside Elementary	71/72181-00-001	5/20/2019	\$ 164,488	TBD	TBD
Compton Unified	Los Angeles	Martin Luther King Elementary	71/73437-00-001	5/29/2019	\$ 363,589	TBD	TBD

Summary of Full-Day Kindergarten Facilities Grant Program		Total (in Dollars)
New Construction		\$ 273,322,097
Retrofit		\$ 23,782,903
Full-Day Kindergarten Total		\$ 297,105,000

* Full-Day Kindergarten Facilities Grant Program applications received by OPSC for the May 2019 Filing Round. OPSC has not yet reviewed the total grant requested and the total number of projects may exceed available expenditure authority. Placement on this list does not confirm funding.

INFORMATION ITEM

SCHOOL FACILITY PROGRAM APPLICATIONS RECEIVED BEYOND BOND AUTHORITY LIST (as of January 31, 2021)

The applications on this list represent School Facility Program (SFP) New Construction and Modernization projects in date order received that were received on or after September 13, 2018 through January 31, 2021. These applications have been received, but not reviewed, by the Office of Public School Construction (OPSC). This list is presented to the State Allocation Board for acknowledgement, but not approval pursuant to SFP Regulation Section 1859.95.1.

Published monthly in the SAB Agenda.

This report is also on the [OPSC Website](http://www.dgs.ca.gov/opsc) at:
www.dgs.ca.gov/opsc

SFP APPLICATIONS

New Construction Acknowledged Applications Received Past Existing Authority as of January 31, 2021

District	County	Site Name	DSA Number	50-04 Date Received	Estimated State Grant (a)	Estimated Financial Hardship (b)
Imperial County Office of Education	Imperial	La Paloma Middle	04-116828	09/14/18	\$ 1,442,651	\$ 1,442,651
Winters Joint Unified	Yolo	Winters High	02-115475	09/14/18	\$ 2,188,077	\$ -
Plaza Elementary	Glenn	Plaza Elementary	02-116764	09/18/18	\$ 2,672,913	\$ 2,672,913
Gustine Unified	Merced	Gustine High	02-116135	09/19/18	\$ 4,814,849	\$ 4,814,849
Corona-Norco Unified	Riverside	Roosevelt High	04-115480	09/21/18	\$ 15,085,368	\$ -
Round Valley Unified	Mendocino	Round Valley High	01-117277	09/24/18	\$ 2,353,745	\$ 2,353,745
Live Oak Unified	Sutter	Live Oak Middle	02-116511	09/24/18	\$ 1,776,402	\$ -
Corona-Norco Unified	Riverside	Garretson Elementary	04-115277	10/01/18	\$ 3,682,897	\$ -
Lammersville Joint Unified	San Joaquin	Cordes Elementary	02-116707	10/04/18	\$ 14,117,100	\$ -
San Benito High	San Benito	San Benito High	01-117136	10/08/18	\$ 6,418,818	\$ -
Fairfield-Suisun Unified	Solano	E Ruth Sheldon Academy of Innovative Learning	02-116436	10/10/18	\$ 1,574,262	\$ -
Grossmont Union High	San Diego	Granite Hills High	04-116776	10/12/18	\$ 966,051	\$ -
El Centro Elementary	Imperial	Harding Elementary	04-117257	10/15/18	\$ 1,656,420	\$ -
Wasco Union Elementary	Kern	James A Forrest Elementary	03-117605	10/15/18	\$ 11,839,197	\$ 11,839,197
Alview-Dairyland Union Elementary	Madera	Alview Elementary	Site/Design	10/16/18	\$ 122,877	\$ 122,877
Alview-Dairyland Union Elementary	Madera	Dairyland Elementary	Site/Design	10/16/18	\$ 122,877	\$ 122,877
Kings River Union Elementary	Tulare	Kings River Elementary	Site/Design	10/16/18	\$ 1,869,396	\$ 1,869,396
Fremont Union High	Santa Clara	Homestead High	01-116560	10/23/18	\$ 3,185,692	\$ -
Fremont Unified	Alameda	G M Walters Junior High	01-115744	10/24/18	\$ 7,741,378	\$ -
Grossmont Union High	San Diego	El Capitan High	04-116979	10/25/18	\$ 2,379,500	\$ -
Corning Union High	Tehama	Corning High	02-116489	10/26/18	\$ 3,546,223	\$ -
Castro Valley Unified	Alameda	Castro Valley High	01-116720	10/29/18	\$ 1,380,830	\$ -
Castro Valley Unified	Alameda	Castro Valley High	01-116816	10/29/18	\$ 1,625,897	\$ -
Grossmont Union High	San Diego	Monte Vista High	04-116978	10/29/18	\$ 1,536,016	\$ -
West Park Elementary	Fresno	West Park Elementary	02-116848	10/30/18	\$ 3,948,406	\$ 3,948,406
Campbell Union High	Santa Clara	Leigh High	01-117171	10/30/18	\$ 4,203,090	\$ -
Central Union High	Imperial	Central Union High	04-116825	10/31/18	\$ 11,738,874	\$ 11,738,874
Pajaro Valley Unified	Santa Cruz	Pajaro Valley High	01-116514	10/31/18	\$ 1,905,424	\$ -
Fairfield-Suisun Unified	Solano	E Ruth Sheldon Academy of Innovative Learning	02-116436	10/31/18	\$ 4,711,065	\$ -
Fresno County Office of Education	Fresno	Selma High	02-116799	11/06/18	\$ 295,279	\$ -
Jurupa Unified	Riverside	West Riverside Elementary	04-115786	11/09/18	\$ 4,338,436	\$ -
Sunnyside Union Elementary	Tulare	Sunnyside Elementary	Site/Design	11/14/18	\$ 4,562,914	\$ 4,562,914
Santa Maria-Bonita	Santa Barbara	Measure T Elementary	03-118839	11/16/18	\$ 11,229,282	\$ -
Williams Unified	Colusa	Williams Elementary	Site/Design	11/19/18	\$ 867,525	\$ 867,525
Williams Unified	Colusa	Williams High	Site/Design	11/19/18	\$ 1,429,051	\$ 1,429,051
Pierce Joint Unified	Colusa	Arbuckle Elementary	02-116802	11/20/18	\$ 1,941,453	\$ -
Los Angeles Unified	Los Angeles	International Studies Learning Center	03-117730	11/26/18	\$ 8,212,769	\$ -
William S. Hart Union High	Los Angeles	William S Hart High	03-118530	11/29/18	\$ 9,813,917	\$ -
Oxnard	Ventura	Seabridge Elementary	03-118672	12/07/18	\$ 13,517,344	\$ -
Oxnard	Ventura	Seabridge Elementary	03-118672	12/07/18	\$ 786,556	\$ -
Porterville Unified	Tulare	Porterville Military Academy	02-115851	12/07/18	\$ 2,092,468	\$ -
Arvin Union	Kern	Bear Mountain Elementary	03-119081	12/14/18	\$ 3,118,320	\$ -
Meadows Union Elementary	Imperial	Meadows Elementary	04-116690	12/20/18	\$ 2,874,742	\$ -
Blochman Union Elementary	Santa Barbara	Benjamin Foxen Elementary	03-119221	12/21/18	\$ 1,308,316	\$ -
Sanger Unified	Fresno	Washington Academic Middle	02-117046	12/24/18	\$ 560,664	\$ -
Etiwanda Elementary	San Bernardino	John L Golden Elementary	04-116718	01/15/19	\$ 1,331,474	\$ -

SFP APPLICATIONS
New Construction Acknowledged Applications Received Past Existing Authority as of January 31, 2021

District	County	Site Name	DSA Number	50-04 Date Received	Estimated State Grant (a)	Estimated Financial Hardship (b)
Tulare Joint Union High	Tulare	Tulare Union High	02-116884	01/15/19	\$ 4,426,098	\$ -
Lemoore Union High	Kings	Lemoore High	02-116535	01/18/19	\$ 5,710,055	\$ -
South Pasadena Unified	Los Angeles	South Pasadena Senior High	03-117509	01/18/19	\$ 1,814,372	\$ -
South Pasadena Unified	Los Angeles	South Pasadena Senior High	03-118006	01/18/19	\$ 478,063	\$ -
Etiwanda Elementary	San Bernardino	David W Long Elementary	04-117113	01/18/19	\$ 1,296,904	\$ -
Hope Elementary	Tulare	Hope Elementary	Site/Design	01/18/19	\$ 885,316	\$ 885,316
Kings Canyon Joint Unified	Fresno	Reedley Middle College High	02-115465	01/28/19	\$ 3,851,979	\$ -
Etiwanda Elementary	San Bernardino	Caryn Elementary	04-117369	02/12/19	\$ 1,366,064	\$ -
Hanford Elementary	Kings	Lincoln Elementary	02-117050	02/27/19	\$ 1,641,316	\$ -
Ceres Unified	Stanislaus	Caswell Elementary	02-116128	02/27/19	\$ 1,519,834	\$ -
Ceres Unified	Stanislaus	Caswell Elementary	02-116128	02/27/19	\$ 714,666	\$ -
Sanger Unified	Fresno	Sanger High	02-117029	03/12/19	\$ 453,990	\$ -
Huntington Beach City Elementary	Orange	Ethel Dwyer Middle	04-116716	03/13/19	\$ 1,602,035	\$ -
Elk Grove Unified	Sacramento	Pleasant Grove High	02-116618	03/14/19	\$ 1,089,046	\$ -
William S. Hart Union High	Los Angeles	Sierra Vista Junior High	03-117759	03/19/19	\$ 3,277,471	\$ -
Robla Elementary	Sacramento	Taylor Street Elementary	02-116689	03/19/19	\$ 1,493,548	\$ -
Sonora Elementary	Tuolumne	Sonora Elementary	02-114452	03/19/19	\$ 1,799,125	\$ -
Soquel Union Elementary	Santa Cruz	New Brighton Middle	01-117113	03/21/19	\$ 1,199,142	\$ -
Pittsburg Unified	Contra Costa	Parkside Elementary	01-117089	03/28/19	\$ 3,724,122	\$ -
Panama-Buena Vista Union	Kern	Panama Elementary	03-118288	04/02/19	\$ 8,150,119	\$ -
Soquel Union Elementary	Santa Cruz	Santa Cruz Gardens Elementary	01-117493	04/02/19	\$ 1,400,353	\$ -
Riverside Unified	Riverside	Harrison Elementary	04-117796	04/04/19	\$ 1,936,737	\$ -
Riverside Unified	Riverside	Jefferson Elementary	04-117816	04/05/19	\$ 2,518,888	\$ -
Capistrano Unified	Orange	Aliso Niguel High	04-117480	04/10/19	\$ 3,773,236	\$ -
Capistrano Unified	Orange	Newhart Middle	04-117479	04/10/19	\$ 4,318,962	\$ -
Riverside Unified	Riverside	Highgrove Elementary	04-117600	04/12/19	\$ 4,568,978	\$ -
Long Beach Unified	Los Angeles	Eunice Sato Academy of Math & Science	03-118586	04/15/19	\$ 8,094,645	\$ -
Riverside Unified	Riverside	Madison Elementary	04-117805	04/18/19	\$ 2,934,170	\$ -
Grossmont Union High	San Diego	Santana High	04-116449	04/19/19	\$ 2,172,279	\$ -
Walnut Valley Unified	Los Angeles	Collegewood Elementary	03-118931	04/24/19	\$ 4,680,284	\$ -
Freshwater Elementary	Humboldt	Freshwater Elementary	Site/Design	04/30/19	\$ 159,972	\$ 159,972
Escalon Unified	San Joaquin	Dent Elementary	02-116870	05/03/19	\$ 4,671,640	\$ -
Fairfield-Suisun Unified	Solano	Suisun Valley Elementary	02-116558	05/08/19	\$ 1,308,175	\$ -
San Joaquin County Office of Education	San Joaquin	John J McFall Elementary	Site/Design	06/13/19	\$ 495,038	\$ 495,038
Rocklin Unified	Placer	Rocklin High	02-117520	06/13/19	\$ 1,031,421	\$ -
Walnut Valley Unified	Los Angeles	Diamond Bar High	03-119137	06/14/19	\$ 1,923,950	\$ -
Piedmont City Unified	Alameda	Piedmont High	01-117533	06/18/19	\$ 7,223,659	\$ -
Porterville Unified	Tulare	Monache High	02-115643	06/25/19	\$ 7,475,880	\$ -
Stockton Unified	San Joaquin	Rio Calaveras Elementary	02-117206	06/26/19	\$ 1,481,638	\$ -
Yuba County Office of Education	Yuba	Virginia School @ Yuba College	02-117118	07/16/19	\$ 656,120	\$ 656,120
Yuba County Office of Education	Yuba	Virginia School @ Yuba College	02-117118	07/16/19	\$ 239,918	\$ 239,918
Los Banos Unified	Merced	San Luis High	02-117464	07/18/19	\$ 634,177	\$ -
Long Beach Unified	Los Angeles	Millikan High	03-118323	07/22/19	\$ 7,648,691	\$ -
Sanger Unified	Fresno	Madison Elementary	02-117601	07/29/19	\$ 365,374	\$ -
Fremont Unified	Alameda	John M Horner Junior High	01-116600	08/02/19	\$ 11,743,315	\$ -
Palm Springs Unified	Riverside	Desert Hot Springs High	04-117776	08/02/19	\$ 1,237,991	\$ -

SFP APPLICATIONS
New Construction Acknowledged Applications Received Past Existing Authority as of January 31, 2021

District	County	Site Name	DSA Number	50-04 Date Received	Estimated State Grant (a)	Estimated Financial Hardship (b)
Palm Springs Unified	Riverside	Desert Hot Springs High	04-117464	08/02/19	\$ 1,558,238	\$ -
Los Banos Unified	Merced	Volta Elementary	02-117560	08/09/19	\$ 640,355	\$ -
Campbell Union High	Santa Clara	Branham High	01-117117	08/09/19	\$ 6,914,835	\$ -
Hesperia Unified	San Bernardino	Topaz Preparatory Academy	04-117777	08/09/19	\$ 685,886	\$ -
Sanger Unified	Fresno	John S Wash Elementary	02-117663	08/12/19	\$ 368,316	\$ -
Kern High	Kern	Vista Continuation High	03-119958	08/12/19	\$ 276,267	\$ -
Traver Joint Elementary	Tulare	Traver Elementary	Site/Design	08/14/19	\$ 419,767	\$ 419,767
Kern County Office of Education	Kern	Aurora Program School	03-119202	08/16/19	\$ 5,391,482	\$ -
Clovis Unified	Fresno	Clovis East High	02-117406	08/16/19	\$ 493,373	\$ -
Clovis Unified	Fresno	Reagan Elementary	02-117413	08/16/19	\$ 191,459	\$ -
Clovis Unified	Fresno	James S Fugman Elementary	02-117412	08/16/19	\$ 230,687	\$ -
Clovis Unified	Fresno	Roger S Oraze Elementary	02-117414	08/16/19	\$ 387,058	\$ -
Ventura Unified	Ventura	Mound Elementary	03-119844	08/20/19	\$ 514,427	\$ -
Las Virgenes Unified	Los Angeles	Lupin Hill Elementary	03-119279	08/21/19	\$ 798,316	\$ -
Western Placer Unified	Placer	Twelve Bridges High	02-116896	08/22/19	\$ 36,763,875	\$ -
Fremont Unified	Alameda	Washington High	01-117422	08/27/19	\$ 4,885,235	\$ -
Elk Grove Unified	Sacramento	James Rutter Middle School	02-117160	08/28/19	\$ 3,141,303	\$ -
Riverside Unified	Riverside	Magnolia Elementary	04-117814	08/29/19	\$ 3,558,595	\$ -
Folsom Cordova Unified	Sacramento	Mangini Ranch Elementary	02-117008	09/04/19	\$ 11,069,618	\$ -
Western Placer Unified	Placer	Scott Leaman Elementary	02-117173	09/16/19	\$ 12,794,910	\$ -
Fountain Valley	Orange	Masuda Middle	04-118487	09/17/19	\$ 1,085,890	\$ -
Riverside Unified	Riverside	Adams Elementary	04-118175	09/19/19	\$ 2,440,522	\$ -
Ballico-Cressey Elementary	Merced	Ballico Elementary	02-116471	09/24/19	\$ 2,778,665	\$ -
Saugus Union Elementary	Los Angeles	Plum Canyon Elementary	03-119335	09/26/19	\$ 1,389,799	\$ -
Oxnard Elementary	Ventura	Rose Avenue Elementary	03-119284	10/11/19	\$ 10,743,903	\$ 10,743,903
Poway Unified	San Diego	Oak Valley Middle	04-117958	10/16/19	\$ 3,018,181	\$ -
Rocklin Unified	Placer	Ruhkala Elementary	02-117477	10/17/19	\$ 3,108,505	\$ -
Lake Elsinore Unified	Riverside	Alberhill Elementary	04-117782	10/18/19	\$ 12,267,331	\$ -
North Cow Creek Elementary	Shasta	North Cow Creek Elementary	Site/Design	10/25/19	\$ 121,970	\$ 121,970
El Centro Elementary	Imperial	De Anza Magnet	04-117804	10/30/19	\$ 2,800,536	\$ -
Maple Elementary	Kern	Maple Elementary	Site/Design	10/30/19	\$ 385,052	\$ 385,052
Standard Elementary	Kern	Standard Elementary	03-119797	10/31/19	\$ 4,665,935	\$ -
Madera Unified	Madera	Concurrent Enrollment Middle	02-117204	10/31/19	\$ 4,134,537	\$ -
Tustin Unified	Orange	Legacy Magnet Academy	04-116856	11/07/19	\$ 31,899,239	\$ -
Riverside Unified	Riverside	Jackson Elementary	04-117815	11/15/19	\$ 3,059,678	\$ -
Chowchilla Elementary	Madera	Wilson Middle	02-116477	12/03/19	\$ 723,007	\$ -
Riverside Unified	Riverside	University Heights Middle	04-117674	12/06/19	\$ 2,699,011	\$ -
Dublin Unified	Alameda	Dublin High	01-117208	12/18/19	\$ 6,412,551	\$ -
Riverside Unified	Riverside	King (Martin Luther Jr.) High	04-117852	01/06/20	\$ 514,585	\$ -
Napa Valley Unified	Napa	River Charter	01-117207	01/10/20	\$ 4,042,028	\$ -
Corona-Norco Unified	Riverside	Jefferson Elementary	04-118005	01/15/20	\$ 4,797,972	\$ -
Murrieta Valley Unified	Riverside	Murrieta Mesa High	04-118451	01/24/20	\$ 5,113,657	\$ -
Fountain Valley Elementary	Orange	Fulton (Harry C) Middle	04-118883	02/14/20	\$ 1,061,790	\$ -
Natomas Unified	Sacramento	Paso Verde	02-117126	02/18/20	\$ 20,495,845	\$ -
Irvine Unified	Orange	Heritage Field K-8	04-118047	02/20/20	\$ 47,744,919	\$ -
Albany City Unified	Alameda	Albany High	01-117541	02/21/20	\$ 4,370,747	\$ -

SFP APPLICATIONS

New Construction Acknowledged Applications Received Past Existing Authority as of January 31, 2021

District	County	Site Name	DSA Number	50-04 Date Received	Estimated State Grant (a)	Estimated Financial Hardship (b)
Martinez Unified	Contra Costa	John Muir Elementary	01-118033	02/24/20	\$ 4,662,545	\$ -
Salinas Union High	Monterey	Dolores Huerta Middle	01-117098	03/02/20	\$ 21,431,900	\$ -
Stockton Unified	San Joaquin	Valentine Peyton Elementary	02-117686	03/26/20	\$ 1,508,086	\$ -
Mendota Unified	Fresno	Mendota Junior High	02-117492	04/13/20	\$ 1,338,852	\$ -
Mendota Unified	Fresno	Mendota High	02-117755	04/13/20	\$ 74,948	\$ -
Mendota Unified	Fresno	Mendota High	02-117755	04/13/20	\$ 74,948	\$ -
Mendota Unified	Fresno	Mendota High	02-117755	04/13/20	\$ 74,948	\$ -
Humboldt County Office of Education	Humboldt	Glen W Paul School for PH	Site/Design	04/21/20	\$ 251,906	\$ 251,906
Piedmont City Unified	Alameda	Piedmont High	02-117533	04/27/20	\$ 1,131,739	\$ -
Chico Unified	Butte	Emma Wilson Elementary	02-117226	06/04/20	\$ 1,249,142	\$ -
Anaheim Elementary	Orange	Sunkist Elementary	04-117365	06/05/20	\$ 1,656,567	\$ -
Brentwood Union Elementary	Contra Costa	Edna Hill Middle	01-118117	06/22/20	\$ 3,049,013	\$ -
Western Placer Unified	Placer	Glen Edwards Middle	02-117099	06/22/20	\$ 4,044,855	\$ -
Calexico Unified	Imperial	Calexico High	04-117965	07/01/20	\$ 14,875,281	\$ -
Sacramento County Office of Education	Sacramento	Gerber Jr/Sr High	02-117923	07/13/20	\$ 675,200	\$ 4,088,732
Roseville City Elementary	Placer	WD-60 Elementary	02-117873	07/13/20	\$ 13,679,371	\$ -
Tulare City	Tulare	Wilson Elementary	02-118021	07/17/20	\$ 1,065,892	\$ -
Menifee Union Elementary	Riverside	Harvest Hill STEAM Academy	04-117851	07/29/20	\$ 8,032,135	\$ -
Stockton Unified	San Joaquin	Flora Arca Mata Elementary	02-117130	07/31/20	\$ 14,545,299	\$ -
Clovis Unified	Fresno	Young Elementary	02-116820	08/05/20	\$ 13,566,990	\$ -
Lucerne Elementary	Lake	Lucerne Elementary	01-117840	08/06/20	\$ 1,854,086	\$ 1,854,086
Kern High	Kern	Vista West Continuation High	03-119975	08/07/20	\$ 1,361,899	\$ -
Menifee Union Elementary	Riverside	Menifee Valley Middle	04-118479	08/07/20	\$ 13,500,853	\$ -
Kings Canyon Joint Unified	Fresno	Reedley High	02-117349	08/12/20	\$ 1,387,920	\$ -
Sanger Unified	Fresno	Fairmont Elementary	02-118341	08/17/20	\$ 283,582	\$ -
Kern High	Kern	Stockdale High	03-119974	08/20/20	\$ 1,222,217	\$ -
Kern High	Kern	Highland High	03-120842	08/20/20	\$ 1,015,239	\$ -
Alameda Unified	Alameda	Encinal Junior/Senior High	01-117611	08/26/20	\$ 3,465,835	\$ -
Banta Elementary	San Joaquin	NextGeneration STEAM Academy	02-117674	08/27/20	\$ 3,873,152	\$ -
Knights Ferry Elementary	Stanislaus	Knights Ferry Elementary	02-118085	08/28/20	\$ 830,572	\$ 830,572
Lemoore Union Elementary	Kings	Freedom Elementary	02-117745	09/11/20	\$ 9,100,949	\$ -
Natomas Unified	Sacramento	American Lakes Elementary	02-117838	09/14/20	\$ 4,100,810	\$ -
Jurupa Unified	Riverside	Rubidoux High	04-118923	09/24/20	\$ 1,912,855	\$ -
Kings River-Hardwick Union Elementary	Kings	Kings River-Hardwick Elementary	02-117438	09/30/20	\$ 8,751,298	\$ 8,751,298
Jacoby Creek Elementary	Humboldt	Jacoby Creek Elementary	01-117353	10/02/20	\$ 4,311,564	\$ 4,311,564
Escondido Union	San Diego	Orange Glen Elementary	04-117054	10/02/20	\$ 1,556,375	\$ -
Morgan Hill Unified	Santa Clara	Jackson Academy of Music and Math	01-118503	10/12/20	\$ 3,396,908	\$ -
Placentia-Yorba Linda Unified	Orange	Glenview Elementary	04-119246	10/14/20	\$ 410,469	\$ -
Golden Valley Unified	Madera	Stone Creek Elementary	02-117213	10/16/20	\$ 10,963,665	\$ -
South Fork Union	Kern	South Fork Elementary	Site/Design	10/20/20	\$ 195,623	\$ 195,623
Garfield Elementary	Humboldt	Garfield Elementary	Site/Design	10/23/20	\$ 187,236	\$ 187,236
Imperial Unified	Imperial	Imperial High	04-117603	10/26/20	\$ 1,701,452	\$ -
Sonoma County Office of Education	Sonoma	El Colegio	01-118443	10/29/20	\$ 915,626	\$ -
Temecula Valley Unified	Riverside	STEAM Academy K-8	04-118490	10/29/20	\$ 8,625,543	\$ -
Lodi Unified	San Joaquin	Tokay High	02-117806	11/16/20	\$ 9,155,946	\$ -
Liberty Elementary	Tulare	Liberty Elementary	02-118322	11/16/20	\$ 427,203	\$ -

SFP APPLICATIONS

New Construction Acknowledged Applications Received Past Existing Authority as of January 31, 2021

District	County	Site Name	DSA Number	50-04 Date Received	Estimated State Grant (a)	Estimated Financial Hardship (b)
Millville Elementary	Shasta	Millville Elementary	Site/Design	11/18/20	\$ 728,813	\$ 728,813
Vacaville Unified	Solano	Edwin Markham Elementary	02-117505	11/19/20	\$ 5,451,185	\$ -
Lake Elsinore Unified	Riverside	Railroad Canyon Elementary	04-119156	11/23/20	\$ 899,927	\$ -
Murrieta Valley Unified	Riverside	Murrieta Canyon Academy	04-118896	11/24/20	\$ 8,054,742	\$ -
Liberty Elementary	Tulare	Liberty Elementary	02-117777	11/30/20	\$ 3,528,693	\$ -
Turlock Unified	Stanislaus	Turlock High	02-117484	12/01/20	\$ 4,622,896	\$ -
Alvina Elementary	Fresno	Alvina Elementary Charter	Site/Design	12/09/20	\$ 359,209	\$ 359,209
Kings Canyon Joint Unified	Fresno	Reedley High	02-117613	01/07/21	\$ 1,609,610	\$ -
Chaffey Joint Union High	San Bernardino	Etiwanda High	04-117824	01/11/21	\$ 5,955,938	\$ -
Hemet Unified	Riverside	Winchester Elementary	04-118115	01/11/21	\$ 3,650,360	\$ -
Jurupa Unified	Riverside	Jurupa Middle	04-118208	01/29/21	\$ 3,500,478	\$ -

Summary of Received-Exceeds for New Construction Funding	Total (in Dollars)
Subtotal of Estimated State Grant (Column F)	\$ 832,895,763
Subtotal of Estimated Financial Hardship (Column G)	\$ 83,451,370
Total of Estimated State Grant and Financial Hardship	\$ 916,347,133

SFP APPLICATIONS
Modernization Acknowledged Applications Received Past Existing Authority as of January 31, 2021

District	County	Site Name	DSA Number	50-04 Date Received	Estimated State Grant (a)	Estimated Financial Hardship (b)
Moreno Valley Unified	Riverside	Moreno Valley High	04-114833	03/01/19	\$ 7,827,616	\$ -
Atascadero Unified	San Luis Obispo	Atascadero High	03-117825	03/01/19	\$ 7,108,925	\$ -
Los Angeles Unified	Los Angeles	One Hundred Thirty-Fifth Street Elementary	03-118219	03/04/19	\$ 2,209,982	\$ -
Garden Grove Unified	Orange	Excelsior Elementary	04-116422	03/04/19	\$ 422,067	\$ -
Franklin-McKinley Elementary	Santa Clara	Santee Elementary	01-117034	03/04/19	\$ 519,956	\$ -
Fresno Unified	Fresno	Slater Elementary	02-115550	03/05/19	\$ 5,193,147	\$ -
Stockton Unified	San Joaquin	Edison High	02-115414	03/06/19	\$ 944,567	\$ -
Temecula Valley Unified	Riverside	Vail Ranch Middle	04-117890	03/06/19	\$ 5,073,700	\$ -
Los Angeles Unified	Los Angeles	Thomas A Edison Middle	03-116609	03/07/19	\$ 9,317,708	\$ -
Garden Grove Unified	Orange	Genevieve M Crosby Elementary	04-116372	03/08/19	\$ 887,314	\$ -
Garden Grove Unified	Orange	Alamitos Intermediate	04-114039	03/08/19	\$ 319,123	\$ -
Atascadero Unified	San Luis Obispo	Fine Arts Academy	03-117570	03/08/19	\$ 1,152,837	\$ -
Los Angeles Unified	Los Angeles	David Starr Jordan Senior High	03-118627	03/11/19	\$ 3,876,338	\$ -
Visalia Unified	Tulare	Redwood High	02-113431	03/13/19	\$ 1,463,385	\$ -
Reef-Sunset Unified	Kings	Kettleman City Elementary	02-116806	03/13/19	\$ 1,028,235	\$ 685,490
Culver City Unified	Los Angeles	El Marino Elementary	03-117814	03/15/19	\$ 741,980	\$ -
Fountain Valley Elementary	Orange	Courreges (Roch) Elementary	04-116586	03/18/19	\$ 608,684	\$ -
Fountain Valley Elementary	Orange	Fulton (Harry C) Middle	04-117590	03/18/19	\$ 2,686,984	\$ -
Robla Elementary	Sacramento	Taylor Street Elementary	02-116689	03/19/19	\$ 2,097,086	\$ -
Moreno Valley Unified	Riverside	Sunnymead Middle	04-117813	03/20/19	\$ 6,321,857	\$ -
Sonora Elementary	Tuolumne	Sonora Elementary	02-114452	03/20/19	\$ 1,993,496	\$ -
Santa Paula Unified	Ventura	Isbell Middle	03-117726	03/20/19	\$ 5,947,976	\$ -
Williams Unified	Colusa	Williams Junior Senior High	Site/Design	03/21/19	\$ 3,405,269	\$ 2,270,179
Novato Unified	Marin	San Jose Middle	01-117262	03/21/19	\$ 1,326,577	\$ -
Soquel Union Elementary	Santa Cruz	Capitola Elementary	01-117113	03/21/19	\$ 1,293,610	\$ -
Soquel Union Elementary	Santa Cruz	Capitola Elementary	01-117113	03/21/19	\$ 3,326,753	\$ -
Glendale Unified	Los Angeles	Crescenta Valley High	03-115497	03/22/19	\$ 4,988,862	\$ -
Pope Valley Union Elementary	Napa	Pope Valley Elementary	01-117294	03/22/19	\$ 322,239	\$ -
Fairfield-Suisun Unified	Solano	Suisun Valley Elementary	02-115701	03/25/19	\$ 2,430,878	\$ -
Azusa Unified	Los Angeles	Center Middle	03-118262	03/27/19	\$ 2,285,349	\$ -
Azusa Unified	Los Angeles	Charles H Lee Elementary	03-118035	03/27/19	\$ 6,076,635	\$ -
Pittsburg Unified	Contra Costa	Parkside Elementary	01-117089	03/28/19	\$ 2,120,250	\$ -
South Fork Union	Kern	South Fork Elementary	Site/Design	04/02/19	\$ 191,565	\$ 127,710
Los Angeles Unified	Los Angeles	George K Porter Middle	03-114965	04/02/19	\$ 7,598,046	\$ -
Chowchilla Elementary	Madera	Merle L Fuller Elementary	02-116478	04/02/19	\$ 2,416,860	\$ -
Huntington Beach City Elementary	Orange	S A Moffett Elementary	04-116538	04/02/19	\$ 424,168	\$ -
Tahoe-Truckee Unified	Placer	Tahoe Truckee High	02-115331	04/02/19	\$ 3,467,947	\$ -
Soquel Union Elementary	Santa Cruz	Main Street Elementary	01-117139	04/02/19	\$ 2,095,486	\$ -
Templeton Element	San Luis Obispo	Templeton Elementary	03-117573	04/03/19	\$ 1,957,550	\$ -
Armona Union Elementary	Kings	Armona Elementary	02-117025	04/04/19	\$ 2,854,069	\$ 1,902,713
Riverside Unified	Riverside	Harrison Elementary	04-117796	04/04/19	\$ 1,458,062	\$ -
Temecula Valley Unified	Riverside	Helen Hunt Jackson Elementary	04-117950	04/04/19	\$ 1,522,390	\$ -
Riverside Unified	Riverside	Jefferson Elementary	04-117816	04/05/19	\$ 1,110,222	\$ -
Fresno Unified	Fresno	Florence E Rata	02-116111	04/08/19	\$ 819,553	\$ -
Guerneville Elementary	Sonoma	Guerneville Elementary	01-117460	04/08/19	\$ 421,564	\$ -
Moreno Valley Unified	Riverside	Palm Middle	04-117812	04/09/19	\$ 6,732,139	\$ -
Downey Unified	Los Angeles	Downey High	03-118501	04/11/19	\$ 18,649,535	\$ -

SFP APPLICATIONS
Modernization Acknowledged Applications Received Past Existing Authority as of January 31, 2021

District	County	Site Name	DSA Number	50-04 Date Received	Estimated State Grant (a)	Estimated Financial Hardship (b)
Downey Unified	Los Angeles	Old River Elementary	03-118264	04/11/19	\$ 467,316	\$ -
Downey Unified	Los Angeles	Unsworth (Edith) Elementary	03-118550	04/11/19	\$ 1,821,033	\$ -
Santa Paula Unified	Ventura	Blanchard Elementary	03-117337	04/12/19	\$ 647,211	\$ -
Fremont Unified	Alameda	Mission Valley Elementary	01-117258	04/15/19	\$ 1,367,183	\$ -
Riverside Unified	Riverside	Sunshine Special Education	04-117554	04/15/19	\$ 303,327	\$ -
Fremont Unified	Alameda	Oliveira Elementary	01-117218	04/16/19	\$ 2,381,856	\$ -
Kelseyville Unified	Lake	Kelseyville Elementary	01-111111	04/17/19	\$ 2,020,798	\$ 1,347,199
Azusa Unified	Los Angeles	Paramount Elementary	03-119621	04/17/19	\$ 2,097,086	\$ -
Riverside Unified	Riverside	Madison Elementary	04-117805	04/18/19	\$ 2,213,564	\$ -
Richgrove Elementary	Tulare	Richgrove Elementary	02-117127	04/18/19	\$ 1,293,545	\$ 862,363
Moreno Valley Unified	Riverside	Seneca Elementary	04-117868	04/23/19	\$ 2,519,257	\$ -
Moreno Valley Unified	Riverside	Butterfield Elementary	04-117819	04/23/19	\$ 4,465,560	\$ -
Duarte Unified	Los Angeles	Maxwell Academy (PK-8)	03-118014	04/24/19	\$ 1,196,426	\$ -
Hermosa Beach City Elementary	Los Angeles	North Elementary	03-118625	04/24/19	\$ 2,762,013	\$ -
Grossmont Union High	San Diego	West Hills High	04-116370	04/24/19	\$ 1,903,755	\$ -
San Rafael City Elementary	Marin	Venetia Valley K-8	01-117438	04/25/19	\$ 880,542	\$ -
Capistrano Unified	Orange	Harold Ambuehl Elementary	04-118034	04/25/19	\$ 3,674,147	\$ -
Simi Valley Unified	Ventura	Royal High	03-117455	04/25/19	\$ 1,090,764	\$ -
Parlier Unified	Fresno	Mathew J Brletic Elementary	Site/Design	04/30/19	\$ 318,346	\$ 212,231
Parlier Unified	Fresno	Cesar E Chavez Elementary	Site/Design	04/30/19	\$ 148,376	\$ 98,917
Parlier Unified	Fresno	John C Martinez Elementary	Site/Design	04/30/19	\$ 341,334	\$ 227,556
Parlier Unified	Fresno	Parlier High	Site/Design	04/30/19	\$ 366,567	\$ 244,378
Parlier Unified	Fresno	Parlier Junior High	Site/Design	04/30/19	\$ 159,149	\$ 106,099
Parlier Unified	Fresno	San Joaquin Valley High	Site/Design	04/30/19	\$ 70,419	\$ 46,946
Santa Ana Unified	Orange	Wallace R Davis Elementary	04-117485	05/01/19	\$ 1,431,326	\$ -
Santa Ana Unified	Orange	Martin R Heninger Elementary	04-117486	05/01/19	\$ 1,709,223	\$ -
Orange Unified	Orange	Villa Park High	04-116788	05/02/19	\$ 14,189,194	\$ -
Cupertino Union	Santa Clara	William Faria Elementary	01-116964	05/02/19	\$ 2,277,380	\$ -
Cupertino Union	Santa Clara	Abraham Lincoln Elementary	01-117305	05/02/19	\$ 1,935,966	\$ -
Cupertino Union	Santa Clara	Dwight D Eisenhower Elementary	01-117338	05/02/19	\$ 982,152	\$ -
Cupertino Union	Santa Clara	Chester W Nimitz Elementary	01-117337	05/02/19	\$ 534,543	\$ -
Center Joint Unified	Sacramento	North Country Elementary	02-117134	05/02/19	\$ 3,124,267	\$ 2,082,845
Ontario-Montclair	San Bernardino	Elderberry Elementary	04-116400	05/03/19	\$ 551,893	\$ -
Ontario-Montclair	San Bernardino	Corona Elementary	04-116266	05/03/19	\$ 568,368	\$ -
Escalon Unified	San Joaquin	Dent Elementary	02-116870	05/03/19	\$ 5,066,054	\$ -
Whittier City Elementary	Los Angeles	Wallen L Andrews Elementary	03-115641	05/06/19	\$ 2,226,525	\$ -
Ontario-Montclair	San Bernardino	Del Norte Elementary	04-116398	05/06/19	\$ 636,744	\$ -
Ontario-Montclair	San Bernardino	Vernon Middle	04-116474	05/06/19	\$ 307,389	\$ -
Templeton Unified	San Luis Obispo	Templeton High	03-118310	05/06/19	\$ 3,459,192	\$ -
Mesa Union Elementary	Ventura	Mesa Elementary	Site/Design	05/06/19	\$ 220,709	\$ 147,140
Azusa Unified	Los Angeles	Henry Dalton Elementary	03-118729	05/07/19	\$ 629,912	\$ -
Mountain View Elementary	Los Angeles	Cogswell Elementary	03-119711	05/07/19	\$ 5,784,370	\$ -
Mountain View Elementary	Los Angeles	Monte Vista Elementary	03-119713	05/07/19	\$ 5,959,609	\$ -
Mountain View Elementary	Los Angeles	Charles T Kranz Intermediate	03-119702	05/07/19	\$ 7,017,104	\$ -
Mountain View Elementary	Los Angeles	Miramonte Elementary	03-119021	05/07/19	\$ 3,115,962	\$ -
Mountain View Elementary	Los Angeles	Miramonte Elementary	03-119684	05/07/19	\$ 2,793,804	\$ -
Riverside Unified	Riverside	Sierra Middle	04-117469	05/08/19	\$ 98,997	\$ -

SFP APPLICATIONS
Modernization Acknowledged Applications Received Past Existing Authority as of January 31, 2021

District	County	Site Name	DSA Number	50-04 Date Received	Estimated State Grant (a)	Estimated Financial Hardship (b)
Redding Elementary	Shasta	Manzanita Elementary	02-117223	05/08/19	\$ 705,100	\$ -
Grossmont Union High	San Diego	El Capitan High	04-117430	05/09/19	\$ 155,309	\$ -
Templeton Unified	San Luis Obispo	Templeton High	03-116805	05/09/19	\$ 1,467,363	\$ -
Edison Elementary	Kern	Orangewood Elementary	03-113574	05/10/19	\$ 740,114	\$ 493,409
Paramount Unified	Los Angeles	Lakewood Elementary	03-118687	05/15/19	\$ 2,643,486	\$ -
Folsom-Cordova Unified	Sacramento	Theodore Judah Elementary	02-117436	05/16/19	\$ 1,638,194	\$ -
Capistrano Unified	Orange	Palisades Elementary	04-118015	05/20/19	\$ 3,509,415	\$ -
Saddleback Valley Unified	Orange	Lake Forest Elementary	04-117699	05/20/19	\$ 4,906,308	\$ -
Coachella Valley Unified	Riverside	Palm View Elementary	04-117174	05/20/19	\$ 2,729,876	\$ -
El Tejon Unified	Kern	Frazier Park Elementary	Site/Design	05/20/19	\$ 234,941	\$ 156,627
El Tejon Unified	Kern	Frazier Mountain High	Site/Design	05/20/19	\$ 253,703	\$ 169,135
El Tejon Unified	Kern	El Tejon Elementary	Site/Design	05/20/19	\$ 194,246	\$ 129,498
Island Union Elementary	Kings	Island Elementary	Site/Design	05/23/19	\$ 252,264	\$ 168,176
Downey Unified	Los Angeles	Lewis (Ed C) Elementary	03-117694	05/23/19	\$ 1,209,734	\$ -
Novato Unified	Marin	Loma Verde Elementary	01-118002	05/23/19	\$ 472,056	\$ -
Novato Unified	Marin	Lynwood Elementary	01-118003	05/23/19	\$ 1,184,380	\$ -
Folsom-Cordova Unified	Sacramento	Folsom Hills Elementary	02-117187	05/23/19	\$ 3,060,565	\$ -
Oxnard	Ventura	Christa McAuliffe Elementary	03-115302	05/29/19	\$ 119,762	\$ -
Greenfield Union Elementary	Monterey	Vista Verde Middle	Site/Design	05/31/19	\$ 174,974	\$ 116,649
Greenfield Union Elementary	Monterey	Mary Chapa Academy	Site/Design	05/31/19	\$ 342,363	\$ 228,242
Greenfield Union Elementary	Monterey	Oak Avenue Elementary	Site/Design	05/31/19	\$ 235,195	\$ 156,797
Capistrano Unified	Orange	Aliso Niguel High	04-117252	05/31/19	\$ 2,455,487	\$ -
Santa Ynez Valley Union High	Santa Barbara	Santa Ynez Valley Union High	03-119086	05/31/19	\$ 1,583,921	\$ -
Tustin Unified	Orange	C C Lambert Elementary	04-114722	05/31/19	\$ 563,209	\$ -
Tustin Unified	Orange	C E Utt Middle	04-117972	05/31/19	\$ 1,823,626	\$ -
Tustin Unified	Orange	Robert Heideman Elementary	04-115919	05/31/19	\$ 921,615	\$ -
Tustin Unified	Orange	Tustin High	04-114732	05/31/19	\$ 2,301,359	\$ -
Tustin Unified	Orange	Tustin High	04-113709	05/31/19	\$ 2,301,359	\$ -
Manhattan Beach Unified	Los Angeles	Pacific Elementary	03-119544	05/31/19	\$ 2,064,634	\$ -
Manhattan Beach Unified	Los Angeles	Mira Costa High	03-119547	05/31/19	\$ 1,769,028	\$ -
Placer Union High	Placer	Colfax High	02-117341	06/04/19	\$ 1,471,979	\$ -
Placer Union High	Placer	Placer High	02-117359	06/04/19	\$ 3,804,717	\$ -
Freshwater Elementary	Humboldt	Freshwater Elementary	01-118041	06/05/19	\$ 415,960	\$ 277,307
San Jose Unified	Santa Clara	Willow Glen Elementary	01-108097	06/05/19	\$ 1,651,049	\$ -
Irvine Unified	Orange	Lakeside Middle	04-116529	06/06/19	\$ 435,346	\$ -
Irvine Unified	Orange	Bonita Canyon Elementary	04-115833	06/06/19	\$ 152,715	\$ -
Irvine Unified	Orange	Greentree Elementary	04-115813	06/06/19	\$ 249,055	\$ -
John Swett Unified	Contra Costa	John Swett High	01-117014	06/11/19	\$ 3,398,076	\$ -
Newport-Mesa Unified	Orange	Harbor View Elementary	04-118010	06/12/19	\$ 2,603,395	\$ -
Newport-Mesa Unified	Orange	Maude B Davis Elementary	04-116609	06/12/19	\$ 1,087,192	\$ -
Santa Barbara Unified	Santa Barbara	Washington Elementary	03-118821	06/12/19	\$ 760,269	\$ -
Santa Barbara Unified	Santa Barbara	Cleveland Elementary	03-118822	06/12/19	\$ 860,420	\$ -
San Joaquin County Office of Education	San Joaquin	John J McFall Elementary	Site/Design	06/13/19	\$ 496,086	\$ 330,724
Yuba County Office of Education	Yuba	Virginia School	02-117118	06/13/19	\$ 282,975	\$ 188,650
Whittier City Elementary	Los Angeles	Orange Grove Elementary	03-105736	06/13/19	\$ 1,689,998	\$ -
Norris Elementary	Kern	Olive Drive Elementary	03-118389	06/14/19	\$ 2,343,802	\$ -
San Francisco Unified	San Francisco	Washington (George) High	01-117610	06/14/19	\$ 16,508,360	\$ -

SFP APPLICATIONS
Modernization Acknowledged Applications Received Past Existing Authority as of January 31, 2021

District	County	Site Name	DSA Number	50-04 Date Received	Estimated State Grant (a)	Estimated Financial Hardship (b)
Piedmont City Unified	Alameda	Piedmont High	01-117533	06/18/19	\$ 2,058,582	\$ -
San Jose Unified	Santa Clara	Peter Burnett Middle	01-115531	06/18/19	\$ 1,177,524	\$ -
San Jose Unified	Santa Clara	Willow Glen Middle	01-108624	06/18/19	\$ 1,256,733	\$ -
Santa Ana Unified	Orange	Walker Elementary	04-117489	06/19/19	\$ 2,465,677	\$ -
Santa Ana Unified	Orange	Cesar E Chavez High	04-117484	06/19/19	\$ 1,141,119	\$ -
Santa Ana Unified	Orange	Pio Pico Elementary	04-117488	06/19/19	\$ 2,116,589	\$ -
Elk Grove Unified	Sacramento	Sheldon High	02-117205	06/19/19	\$ 3,424,572	\$ -
Newport-Mesa Unified	Orange	Estancia High	04-115751	06/21/19	\$ 2,220,906	\$ -
Newport-Mesa Unified	Orange	Heinz Kaiser Elementary	04-116993	06/21/19	\$ 1,742,838	\$ -
Tustin Unified	Orange	Foothill High	04-113765	06/24/19	\$ 1,730,669	\$ -
Yuba County Office of Education	Yuba	Anna Bell Karr	02-117468	06/25/19	\$ 195,789	\$ 130,526
San Ramon Valley Unified	Contra Costa	Twin Creeks Elementary	01-114608	06/25/19	\$ 716,811	\$ -
Kings Canyon Joint Unified	Fresno	Great Western Elementary	02-116561	06/25/19	\$ 2,240,181	\$ -
Whittier City Elementary	Los Angeles	Lou Henry Hoover Elementary	03-105735	06/26/19	\$ 2,910,388	\$ -
San Marcos Unified	San Diego	Alvin M Dunn Elementary	04-116805	06/26/19	\$ 1,013,632	\$ -
Garden Grove Unified	Orange	Faylane Elementary	04-113987	06/27/19	\$ 337,455	\$ -
Garden Grove Unified	Orange	Riverdale Elementary	04-116420	06/27/19	\$ 715,239	\$ -
Garden Grove Unified	Orange	Parkview Elementary	04-116276	06/27/19	\$ 535,442	\$ -
Garden Grove Unified	Orange	R F Hazard Elementary	04-115414	06/27/19	\$ 138,941	\$ -
Garden Grove Unified	Orange	Donald S Jordan Intermediate	04-114033	06/27/19	\$ 257,453	\$ -
Monterey Peninsula Unified	Monterey	Monterey High	01-117753	06/28/19	\$ 1,847,583	\$ -
Eureka City Schools	Humboldt	Lincoln Elementary	01-111362	06/28/19	\$ 2,151,390	\$ -
San Francisco Unified	San Francisco	Lafayette Elementary	01-117769	07/01/19	\$ 1,746,645	\$ -
San Ramon Valley Unified	Contra Costa	Sycamore Valley Elementary	01-117096	07/02/19	\$ 3,098,753	\$ -
Davis Joint Unified	Yolo	Ralph Waldo Emerson Junior High	02-114292	07/03/19	\$ 1,957,608	\$ -
Santa Barbara Unified	Santa Barbara	Santa Barbara Junior High	03-118649	07/03/19	\$ 5,836,750	\$ -
Moreno Valley Unified	Riverside	Serrano Elementary	04-117854	07/11/19	\$ 3,284,803	\$ 2,189,869
Moreno Valley Unified	Riverside	Hidden Springs Elementary	04-117846	07/11/19	\$ 1,277,989	\$ 851,993
Moreno Valley Unified	Riverside	Hendrick Ranch Elementary	04-117881	07/11/19	\$ 1,818,818	\$ 1,212,545
Moreno Valley Unified	Riverside	Cloverdale Elementary	04-117856	07/11/19	\$ 3,815,272	\$ 2,543,515
Moreno Valley Unified	Riverside	Bear Valley Elementary	04-117898	07/11/19	\$ 4,476,071	\$ 2,984,047
Moreno Valley Unified	Riverside	Mountain View Middle	04-117823	07/11/19	\$ 6,770,235	\$ 4,513,490
Moreno Valley Unified	Riverside	Honey Hollow Elementary	04-117855	07/11/19	\$ 3,141,216	\$ 2,094,144
Moreno Valley Unified	Riverside	Ridge Crest Elementary	04-117820	07/11/19	\$ 2,695,299	\$ 1,796,866
Yuba County Office of Education	Yuba	Virginia School	02-117579	07/19/19	\$ 843,714	\$ 562,476
Placer Union High	Placer	Del Oro High	02-117360	07/19/19	\$ 3,939,831	\$ -
Azusa Unified	Los Angeles	Charles H Lee Elementary	03-120002	07/22/19	\$ 2,799,664	\$ -
Azusa Unified	Los Angeles	Gladstone High	03-116754	07/22/19	\$ 867,640	\$ -
Galt Joint Union Elementary	Sacramento	Vernon E Greer Elementary	02-116669	07/22/19	\$ 2,249,078	\$ -
Washington Unified	Yolo	Elkhorn Village Elementary	02-114393	07/23/19	\$ 1,425,135	\$ -
San Jose Unified	Santa Clara	Leland High	01-109290	07/26/19	\$ 2,172,167	\$ -
Montague Elementary	Siskiyou	Montague Elementary	Site/Design	07/26/19	\$ 1,221,836	\$ 814,557
Tulare County Office of Education	Tulare	LB Hill Learning Cntr	02-117142	08/02/19	\$ 1,360,110	\$ 906,740
Fremont Unified	Alameda	John M Horner Junior High	01-116600	08/02/19	\$ 3,154,754	\$ -
San Francisco Unified	San Francisco	Milk (Harvey) Civil Rights Elementary	01-118065	08/05/19	\$ 1,059,695	\$ -
Novato Unified	Marin	San Marin High	01-117833	08/07/19	\$ 756,041	\$ -
Redwood City Elementary	San Mateo	John F Kennedy Middle	01-117968	08/08/19	\$ 3,277,173	\$ -

SFP APPLICATIONS
Modernization Acknowledged Applications Received Past Existing Authority as of January 31, 2021

District	County	Site Name	DSA Number	50-04 Date Received	Estimated State Grant (a)	Estimated Financial Hardship (b)
Los Angeles Unified	Los Angeles	Audubon Middle	03-117732	08/09/19	\$ 2,245,921	\$ -
Los Angeles Unified	Los Angeles	Tenth Street Elementary	03-114945	08/09/19	\$ 2,319,140	\$ -
Roseville Joint Union High	Placer	Granite Bay High	02-117352	08/09/19	\$ 2,784,623	\$ -
Roseville Joint Union High	Placer	Oakmont High	02-117308	08/09/19	\$ 3,192,270	\$ -
Monson-Sultana Joint Union Elementary	Tulare	Monson-Sultana Elementary	02-117490	08/09/19	\$ 905,713	\$ -
Culver City Unified	Los Angeles	La Ballona Elementary	03-117972	08/12/19	\$ 448,287	\$ -
Novato Unified	Marin	Novato High	01-117947	08/12/19	\$ 1,432,028	\$ -
Corona-Norco Unified	Riverside	Norco Intermediate	04-117938	08/12/19	\$ 812,816	\$ -
Stockton Unified	San Joaquin	Cleveland Elementary	02-116886	08/12/19	\$ 3,874,216	\$ -
Moreno Valley Unified	Riverside	Canyon Springs High	04-117843	08/13/19	\$ 15,244,687	\$ -
Orange Unified	Orange	Canyon High	04-117300	08/14/19	\$ 7,032,986	\$ -
Kern High	Kern	Bakersfield High	03-118972	08/16/19	\$ 13,705,939	\$ -
Tahoe-Truckee Unified	Placer	Sierra Expeditionary Learning	02-114939	08/16/19	\$ 1,146,384	\$ -
Los Angeles Unified	Los Angeles	Sixty-Eight Street Elementary	03-118160	08/19/19	\$ 1,690,286	\$ -
Whittier City Elementary	Los Angeles	Mill Elementary	03-106560	08/19/19	\$ 1,393,200	\$ -
Grass Valley Elementary	Nevada	Grass Valley Charter	02-117269	08/19/19	\$ 2,556,209	\$ -
Grass Valley Elementary	Nevada	Margaret G Scotten Elementary	02-117268	08/19/19	\$ 2,476,211	\$ -
Los Nietos	Los Angeles	Aeolian Elementary	03-114092	08/23/19	\$ 2,812,991	\$ -
Elk Grove Unified	Sacramento	Joseph Kerr Middle	02-117149	08/23/19	\$ 2,188,989	\$ -
Lucia Mar Unified	San Luis Obispo	Oceano Elementary	03-118642	08/26/19	\$ 1,690,526	\$ -
Lucia Mar Unified	San Luis Obispo	Mesa Middle	03-118807	08/26/19	\$ 2,934,810	\$ -
Moraga Elementary	Contra Costa	Camino Pablo Elementary	01-117857	08/26/19	\$ 701,440	\$ -
Le Grand Union	Merced	Le Grand Elementary	Site/Design	08/26/19	\$ 302,660	\$ 201,774
Colusa Unified	Colusa	Burchfield Primary	02-114561	08/28/19	\$ 1,147,073	\$ -
Colusa Unified	Colusa	Colusa High	02-114560	08/28/19	\$ 1,178,921	\$ -
Colusa Unified	Colusa	Egling Middle	02-114558	08/28/19	\$ 1,413,093	\$ -
Saddleback Valley Unified	Orange	Rancho Santa Margarita	04-117874	08/29/19	\$ 6,019,974	\$ -
Desert Sands Unified	Riverside	Indio Middle	04-117991	08/29/19	\$ 4,500,965	\$ -
Riverside Unified	Riverside	Magnolia Elementary	04-117814	08/29/19	\$ 670,308	\$ -
Riverside Unified	Riverside	Fremont Elementary	04-117892	08/29/19	\$ 1,494,294	\$ -
Azusa Unified	Los Angeles	Murray Elementary	03-118150	08/30/19	\$ 1,372,382	\$ -
San Francisco Unified	San Francisco	Garfield Elementary	01-117815	08/30/19	\$ 1,805,257	\$ -
Kern Union High	Kern	North High	03-114830	09/03/19	\$ 4,559,315	\$ -
Chicago Park Elementary	Nevada	Chicago Park Elementary	02-117469	09/04/19	\$ 242,080	\$ 161,387
Chicago Park Elementary	Nevada	Chicago Park Community Charter	02-117469	09/04/19	\$ 439,813	\$ 293,209
Bennett Valley Union Elementary	Sonoma	Yulupa Elementary	01-112640	09/12/19	\$ 264,042	\$ -
Hanford Elementary	Kings	Lincoln Elementary	02-117625	09/13/19	\$ 2,683,314	\$ -
Hanford Elementary	Kings	George Washington	02-117307	09/13/19	\$ 2,476,072	\$ -
Desert Sands Unified	Riverside	Kennedy Elementary	04-118249	09/16/19	\$ 402,918	\$ -
Newport-Mesa Unified	Orange	Wilson Elementary	04-116611	09/17/19	\$ 1,802,983	\$ -
San Jose Unified	Santa Clara	Willow Glen High	01-108611	09/17/19	\$ 2,212,543	\$ -
San Jose Unified	Santa Clara	Lincoln High	01-117168	09/17/19	\$ 2,538,379	\$ -
Moreno Valley Unified	Riverside	Vista Heights	04-117821	09/19/19	\$ 6,163,856	\$ 4,109,237
Riverside Unified	Riverside	Adams Elementary	04-118175	09/19/19	\$ 1,012,227	\$ -
Panama-Buena Vista Union	Kern	Panama Elementary	03-118288	09/26/19	\$ 3,301,060	\$ -
Saugus Union Elementary	Los Angeles	Plum Canyon Elementary	03-119335	09/26/19	\$ 1,233,580	\$ -
Etiwanda Elementary	San Bernardino	Windrows Elementary	04-116986	09/26/19	\$ 3,255,348	\$ 2,170,232

SFP APPLICATIONS
Modernization Acknowledged Applications Received Past Existing Authority as of January 31, 2021

District	County	Site Name	DSA Number	50-04 Date Received	Estimated State Grant (a)	Estimated Financial Hardship (b)
Walnut Valley Unified	Los Angeles	Diamond Bar High	03-119136	09/30/19	\$ 13,519,632	\$ -
Center Joint Unified	Sacramento	Oak Hill Elementary	02-117135	09/30/19	\$ 3,641,528	\$ -
Moreno Valley Unified	Riverside	Badger Springs Middle	04-117899	10/08/19	\$ 5,234,589	\$ 3,489,726
Alta Vista Elementary	Tulare	Alta Vista Elementary	02-117379	10/08/19	\$ 1,656,832	\$ 1,104,555
Rockford Elementary	Tulare	Rockford Elementary	02-117409	10/08/19	\$ 442,844	\$ -
Wheatland Union High	Yuba	Wheatland Union High	02-117351	10/09/19	\$ 3,786,222	\$ -
Monterey Peninsula Unified	Monterey	George C Marshall Elementary	01-118121	10/11/19	\$ 691,138	\$ -
Monterey Peninsula Unified	Monterey	Highland Elementary	01-118108	10/11/19	\$ 550,516	\$ -
Monterey Peninsula Unified	Monterey	Monte Vista Elementary	01-118005	10/11/19	\$ 2,092,964	\$ -
Monterey Peninsula Unified	Monterey	Marina Vista Elementary	01-118107	10/14/19	\$ 754,887	\$ -
Sacramento City Unified	Sacramento	American Legion High (Continuation)	02-116158	10/17/19	\$ 376,386	\$ -
Sacramento City Unified	Sacramento	West Campus	02-115633	10/17/19	\$ 540,268	\$ -
Washington Unified	Yolo	Washington Middle College High	02-114394	10/17/19	\$ 1,243,180	\$ -
Visalia Unified	Tulare	Golden West High	02-116479	10/18/19	\$ 11,715,960	\$ -
Whittier City Elementary	Los Angeles	Daniel Phelan Elementary	03-106561	10/23/19	\$ 1,769,640	\$ -
Whittier City Elementary	Los Angeles	Lydia Jackson Elementary	03-107193	10/23/19	\$ 1,434,996	\$ -
Whittier City Elementary	Los Angeles	West Whittier Elementary	03-107194	10/23/19	\$ 5,566,584	\$ -
Elk Grove Unified	Sacramento	Foulks Ranch Elementary	02-117399	10/24/19	\$ 2,043,360	\$ -
Monterey Peninsula Unified	Monterey	La Mesa Elementary	01-118004	10/25/19	\$ 260,145	\$ -
Monterey Peninsula Unified	Monterey	Foothill Elementary	01-118109	10/25/19	\$ 666,640	\$ -
Redwood City Elementary	San Mateo	Orion Alternative	01-117236	10/25/19	\$ 550,482	\$ -
North Cow Creek Elementary	Shasta	North Cow Creek Elementary	Site/Design	10/25/19	\$ 252,263	\$ 168,176
Palmdale Elementary	Los Angeles	Dos Caminos Elementary	03-115845	10/30/19	\$ 906,607	\$ -
Glendale Unified	Los Angeles	College View	03-115058	10/31/19	\$ 1,313,607	\$ -
Mission Union Elementary	Monterey	Mission Elementary	01-118422	10/31/19	\$ 334,060	\$ 222,707
Corcoran Joint Unified	Kings	John Muir Middle	02-116090	11/08/19	\$ 1,888,499	\$ -
Corcoran Joint Unified	Kings	Mark Twain Elementary	02-116065	11/08/19	\$ 1,668,660	\$ -
Riverside Unified	Riverside	University Heights Middle	04-117674	11/14/19	\$ 418,281	\$ -
Sylvan Union Elementary	Stanislaus	Elizabeth Ustach Middle	02-117460	11/18/19	\$ 5,174,338	\$ -
Plaza Elementary	Glenn	Plaza Elementary	02-117528	11/19/19	\$ 1,022,988	\$ 681,992
Hanford Elementary	Kings	Lee Richmond Elementary	02-117535	11/19/19	\$ 1,533,537	\$ -
Hesperia Unified	San Bernardino	Joshua Circle Elementary	04-117025	11/19/19	\$ 2,061,850	\$ -
Hesperia Unified	San Bernardino	Sultana High	04-117026	11/19/19	\$ 2,040,420	\$ -
Whittier City Elementary	Los Angeles	Christian Sorensen Elementary	03-115379	11/20/19	\$ 3,126,055	\$ -
Centralia Elementary	Orange	San Marino Elementary	04-118111	11/21/19	\$ 532,907	\$ -
Oak Park Unified	Ventura	Brookside Elementary	03-119461	11/21/19	\$ 2,943,843	\$ -
Hanford Elementary	Kings	Roosevelt Elementary	02-117610	11/25/19	\$ 1,205,134	\$ -
Burton Elementary	Tulare	Oak Grove Elementary	02-117043	11/25/19	\$ 2,939,952	\$ -
Burton Elementary	Tulare	Burton Elementary	02-117097	11/25/19	\$ 1,776,355	\$ -
Burton Elementary	Tulare	Jim Maples Academy	02-117158	11/25/19	\$ 2,122,800	\$ -
Santa Paula Unified	Ventura	Barbara Webster Elementary	03-117697	11/25/19	\$ 1,791,587	\$ -
Waterford Unified	Stanislaus	Richard M Moon Primary	Site/Design	11/26/19	\$ 408,014	\$ 272,009
Waterford Unified	Stanislaus	Lucille Whitehead Intermediate	Site/Design	11/26/19	\$ 95,434	\$ 63,623
Waterford Unified	Stanislaus	Waterford Junior High	Site/Design	11/26/19	\$ 230,927	\$ 153,951
Waterford Unified	Stanislaus	Sentinel High	Site/Design	11/26/19	\$ 16,399	\$ 10,933
Moraga Elementary	Contra Costa	Donald L Rheem Elementary	01-117858	12/02/19	\$ 2,671,694	\$ -
Morongo Unified	San Bernardino	Yucca Valley High	04-118319	12/02/19	\$ 1,384,070	\$ -

SFP APPLICATIONS
Modernization Acknowledged Applications Received Past Existing Authority as of January 31, 2021

District	County	Site Name	DSA Number	50-04 Date Received	Estimated State Grant (a)	Estimated Financial Hardship (b)
Mountain View-Los Altos Union High	Santa Clara	Mountain View High	01-117904	12/02/19	\$ 3,835,811	\$ -
Los Alamitos Unified	Orange	Rossmoor Elementary	04-114736	12/04/19	\$ 626,198	\$ -
Los Nietos	Los Angeles	Ada S Nelson Elementary	03-114094	12/06/19	\$ 2,021,740	\$ -
Whittier City Elementary	Los Angeles	Katherine Edwards Middle	03-118600	12/18/19	\$ 6,543,024	\$ -
Riverside Unified	Riverside	Alcott Elementary	04-117959	12/19/19	\$ 1,013,094	\$ -
Los Angeles Unified	Los Angeles	Ninety-Third Street Elementary	03-116755	12/20/19	\$ 900,630	\$ -
Los Angeles Unified	Los Angeles	Foshay Learning Center	03-116888	12/20/19	\$ 4,012,461	\$ -
Los Angeles Unified	Los Angeles	Venice Senior High	03-119154	12/20/19	\$ 7,478,560	\$ -
San Rafael City High	Marin	San Rafael High	01-115533	12/20/19	\$ 986,446	\$ -
Monterey Peninsula Unified	Monterey	Seaside Middle	01-118122	12/20/19	\$ 2,011,747	\$ -
Riverside Unified	Riverside	Longfellow Elementary	04-117960	12/26/19	\$ 1,356,938	\$ -
Rosemead Elementary	Los Angeles	Muscatal Middle	03-109178	01/06/20	\$ 4,030,939	\$ -
Little Lake City Elementary	Los Angeles	Lakeside Middle	03-115454	01/13/20	\$ 4,543,695	\$ -
Corona-Norco Unified	Riverside	Jefferson Elementary	04-118005	01/15/20	\$ 2,544,857	\$ -
Center Joint Unified	Sacramento	Center High	02-117487	01/16/20	\$ 8,971,020	\$ 5,980,680
Woodlake Unified	Tulare	Woodlake Valley Middle	02-117237	01/16/20	\$ 1,735,245	\$ -
Calexico Unified	Imperial	Calexico High	04-117794	01/21/20	\$ 18,119,529	\$ -
Redwood City Elementary	San Mateo	Hawes Elementary	01-117951	01/21/20	\$ 491,590	\$ -
Los Nietos	Los Angeles	Los Nietos Middle	03-116199	01/24/20	\$ 569,446	\$ -
Rosemead Elementary	Los Angeles	Muscatal Middle	03-114328	01/24/20	\$ 1,904,011	\$ -
Oak Park Unified	Ventura	Medea Creek Middle	03-119462	01/24/20	\$ 5,746,358	\$ -
Monterey County Office of Education	Monterey	Bard Blades (TMR)	01-117689	01/27/20	\$ 814,737	\$ -
San Lorenzo Unified	Alameda	Colonial Acres Elementary	01-116536	01/27/20	\$ 1,022,207	\$ -
Los Angeles Unified	Los Angeles	Susan Miller Dorsey Senior High	03-117794	01/28/20	\$ 872,225	\$ -
Anaheim Union High	Orange	Western High	04-118221	01/28/20	\$ 2,579,977	\$ -
East Side Union High	Santa Clara	William C Overfelt High	01-117865	01/28/20	\$ 246,855	\$ -
Whittier City Elementary	Los Angeles	Longfellow Elementary	03-106559	01/29/20	\$ 3,420,166	\$ -
Tulare City	Tulare	Roosevelt Elementary	02-114627	01/29/20	\$ 2,470,914	\$ -
Central Union High	Imperial	Southwest High	04-118097	01/31/20	\$ 1,349,208	\$ -
Las Virgenes Unified	Los Angeles	White Oak Elementary	03-101924	02/03/20	\$ 1,351,367	\$ -
Garden Grove Unified	Orange	Morningside Elementary	04-115411	02/04/20	\$ 273,783	\$ -
Walnut Valley Unified	Los Angeles	South Pointe Middle	03-118739	02/04/20	\$ 950,894	\$ -
Los Alamitos Unified	Orange	Jack L Weaver Elementary	04-116464	02/04/20	\$ 355,161	\$ -
Castro Valley Unified	Alameda	Creekside Middle	01-117540	02/05/20	\$ 1,165,308	\$ -
Long Beach Unified	Los Angeles	Alvarado Elementary	03-119262	02/06/20	\$ 2,002,889	\$ -
Long Beach Unified	Los Angeles	Bixby Elementary	03-119200	02/06/20	\$ 2,585,231	\$ -
Greenfield Union	Kern	Planz Elementary	Site/Design	02/07/20	\$ 228,942	\$ 152,628
Greenfield Union	Kern	Plantation Elementary	Site/Design	02/07/20	\$ 172,273	\$ 114,849
Greenfield Union	Kern	Leon H Ollivier Middle	Site/Design	02/07/20	\$ 899,293	\$ 599,529
Greenfield Union	Kern	Raffaello Palla Elementary	Site/Design	02/07/20	\$ 698,160	\$ 465,440
Greenfield Union	Kern	McKee Middle	Site/Design	02/07/20	\$ 655,251	\$ 436,834
Greenfield Union	Kern	W A Kendrick Elementary	Site/Design	02/07/20	\$ 615,801	\$ 410,534
Greenfield Union	Kern	Greenfield Middle	Site/Design	02/07/20	\$ 234,649	\$ 156,433
Greenfield Union	Kern	Fairview Elementary	Site/Design	02/07/20	\$ 423,162	\$ 282,108
Long Beach Unified	Los Angeles	Muir Elementary	03-119244	02/07/20	\$ 7,924,918	\$ -
Centralia Elementary	Orange	Los Coyotes Elementary	04-118606	02/07/20	\$ 125,931	\$ -
Fountain Valley Elementary	Orange	Tamura (Hisamatsu) Elementary	04-117588	02/10/20	\$ 1,476,090	\$ -

SFP APPLICATIONS
Modernization Acknowledged Applications Received Past Existing Authority as of January 31, 2021

District	County	Site Name	DSA Number	50-04 Date Received	Estimated State Grant (a)	Estimated Financial Hardship (b)
Fountain Valley Elementary	Orange	Newland (William T) Elementary	04-117591	02/10/20	\$ 2,318,769	\$ -
Del Norte County Unified	Del Norte	Mary Peacock Elementary	01-118086	02/11/20	\$ 1,883,811	\$ 1,255,874
Del Norte County Unified	Del Norte	Bess Maxwell Elementary	01-118085	02/11/20	\$ 1,423,794	\$ 949,196
Del Norte County Unified	Del Norte	Pine Grove Elementary	01-118087	02/11/20	\$ 1,153,663	\$ 769,109
Garden Grove Unified	Orange	Newhope Elementary	04-114093	02/11/20	\$ 432,606	\$ -
San Ramon Valley Unified	Contra Costa	Rancho Romero Elementary	01-116911	02/13/20	\$ 3,143,938	\$ -
San Ramon Valley Unified	Contra Costa	Vista Grande Elementary	01-116980	02/13/20	\$ 2,013,096	\$ -
Redwood City Elementary	San Mateo	Henry Ford Elementary	01-117900	02/18/20	\$ 1,857,848	\$ -
Martinez Unified	Contra Costa	John Muir Elementary	01-118033	02/24/20	\$ 863,677	\$ -
Kelseyville Unified	Lake	Riviera Elementary	01-118093	02/24/20	\$ 1,497,543	\$ 998,362
Kelseyville Unified	Lake	Mountain Vista Middle	01-117974	02/24/20	\$ 2,445,681	\$ -
Palo Alto Unified	Santa Clara	Palo Alto High	01-115352	02/24/20	\$ 2,528,747	\$ -
Kelseyville Unified	Lake	Kelseyville Elementary	01-118115	02/26/20	\$ 1,208,056	\$ 805,371
Chino Valley Unified	San Bernardino	Ruben S Ayala High	04-118029	02/27/20	\$ 7,953,343	\$ -
Moreno Valley Unified	Riverside	North Ridge Elementary	04-117822	02/28/20	\$ 3,739,924	\$ -
Cajon Valley Union	San Diego	Johnson Elementary	04-118531	02/28/20	\$ 126,661	\$ -
Downey Unified	Los Angeles	Stauffer (Mary R) Middle	03-119396	03/02/20	\$ 1,326,775	\$ -
Brentwood Union Elementary	Contra Costa	Edna Hill Middle	01-118117	03/03/20	\$ 3,020,040	\$ -
West Contra Costa Unified	Contra Costa	Wilson Elementary	01-117849	03/03/20	\$ 3,844,145	\$ -
Norwalk-La Mirada Unified	Los Angeles	La Mirada High	03-118224	03/03/20	\$ 976,743	\$ -
Long Beach Unified	Los Angeles	Madison Elementary	03-119241	03/04/20	\$ 3,795,170	\$ -
Carlsbad Unified	San Diego	Magnolia Elementary	04-118609	03/04/20	\$ 881,515	\$ -
Manhattan Beach Unified	Los Angeles	Opal Robinson Elementary	03-120170	03/04/20	\$ 5,158,125	\$ -
West Contra Costa Unified	Contra Costa	Richmond Unified Alter Ed	01-118099	03/05/20	\$ 1,245,850	\$ -
San Francisco Unified	San Francisco	Sheridan Elementary	01-118281	03/05/20	\$ 838,564	\$ -
Sunnyside Union Elementary	Tulare	Sunnyside Elementary	Site/Design	03/06/20	\$ 234,947	\$ 156,631
Santee	San Diego	Pepper Drive Elementary	04-114604	03/09/20	\$ 5,936,708	\$ -
Happy Valley Elementary	Santa Cruz	Happy Valley Elementary	01-117408	03/10/20	\$ 921,035	\$ 614,023
Little Lake City Elementary	Los Angeles	Lake Center Middle	03-115453	03/12/20	\$ 5,032,565	\$ -
Little Lake City Elementary	Los Angeles	Lakeland Elementary	03-116782	03/13/20	\$ 3,256,864	\$ -
Liberty Union High	Contra Costa	Liberty High	01-117742	03/16/20	\$ 5,750,850	\$ -
Los Angeles Unified	Los Angeles	Manhattan Place Elementary	03-117569	03/16/20	\$ 2,228,899	\$ -
Manhattan Beach Unified	Los Angeles	Meadows Avenue Elementary	03-120169	03/16/20	\$ 1,448,092	\$ -
Santee	San Diego	Sycamore Canyon Elementary	04-118743	03/17/20	\$ 280,308	\$ -
Santee	San Diego	PRIDE Academy at Prospect Avenue	04-118742	03/18/20	\$ 280,308	\$ -
Ontario-Montclair	San Bernardino	Central Language Academy	04-118489	03/19/20	\$ 493,206	\$ -
Ontario-Montclair	San Bernardino	Euclid Elementary	04-118364	03/19/20	\$ 493,206	\$ -
Santee	San Diego	Chet F Harritt Elementary	04-118693	03/19/20	\$ 1,391,641	\$ -
Mountain View Elementary	Los Angeles	Cogswell Elementary	03-119020	03/24/20	\$ 747,648	\$ -
Downey Unified	Los Angeles	Doty Middle	03-119313	03/26/20	\$ 6,509,783	\$ -
Anaheim Elementary	Orange	Sunkist Elementary	04-117365	03/31/20	\$ 8,021,867	\$ -
Santa Monica-Malibu Unified	Los Angeles	Malibu High	03-117622	04/01/20	\$ 238,260	\$ -
Mountain View Elementary	Los Angeles	Jerry Voorhis Elementary	03-120499	04/08/20	\$ 2,412,065	\$ -
Dinuba Unified	Tulare	Dinuba High	02-117424	04/08/20	\$ 4,090,672	\$ 2,727,115
Los Nietos	Los Angeles	Rancho Santa Gertrudes Elementary	03-112702	04/10/20	\$ 1,783,452	\$ -
Little Lake City Elementary	Los Angeles	Cresson Elementary	03-116783	04/15/20	\$ 3,314,669	\$ -
Little Lake City Elementary	Los Angeles	William W Orr Elementary	03-117725	04/15/20	\$ 3,552,290	\$ -

SFP APPLICATIONS
Modernization Acknowledged Applications Received Past Existing Authority as of January 31, 2021

District	County	Site Name	DSA Number	50-04 Date Received	Estimated State Grant (a)	Estimated Financial Hardship (b)
Little Lake City Elementary	Los Angeles	Paddison Elementary	03-117723	04/15/20	\$ 2,602,126	\$ -
Little Lake City Elementary	Los Angeles	Jersey Avenue Elementary	03-116781	04/15/20	\$ 4,404,263	\$ -
Little Lake City Elementary	Los Angeles	Lakeview Elementary	03-117724	04/15/20	\$ 1,334,905	\$ -
Little Lake City Elementary	Los Angeles	Studebaker Elementary	03-116784	04/15/20	\$ 6,104,596	\$ -
Miller Creek (aka Dixie) Elementary	Marin	Miller Creek Middle	01-118118	04/20/20	\$ 3,011,768	\$ -
Azusa Unified	Los Angeles	Azusa High	03-118750	04/23/20	\$ 2,656,453	\$ -
Piedmont City Unified	Alameda	Millennium High Alternative	01-117533	04/27/20	\$ 1,143,058	\$ -
Piedmont City Unified	Alameda	Piedmont Middle	01-117533	04/27/20	\$ 3,618,536	\$ -
Woodville Union Elementary	Tulare	Woodville Elementary	02-117653	04/27/20	\$ 1,384,262	\$ 922,841
Cupertino Union	Santa Clara	Louis E. Stockmeir Elementary	01-117343	05/05/20	\$ 2,553,029	\$ -
Whittier City Elementary	Los Angeles	Lydia Jackson Elementary	03-118601	05/07/20	\$ 2,420,600	\$ -
Standard Elementary	Kern	Standard Elementary	03-119797	05/08/20	\$ 2,438,578	\$ -
Santa Cruz City Elementary	Santa Cruz	Gault Elementary	01-116894	05/08/20	\$ 766,614	\$ 511,076
Benicia Unified	Solano	Benicia Middle	02-117036	05/13/20	\$ 3,201,689	\$ -
Santa Cruz City Elementary	Santa Cruz	Westlake Elementary	01-118050	05/26/20	\$ 337,743	\$ -
Santa Cruz City High	Santa Cruz	Mission Hill Middle	01-116900	05/26/20	\$ 963,477	\$ -
Santa Cruz City High	Santa Cruz	Mission Hill Middle	01-118048	05/26/20	\$ 345,040	\$ -
Los Angeles Unified	Los Angeles	Haddon Avenue Elementary	03-111619	05/27/20	\$ 567,071	\$ -
Keyes Union	Stanislaus	Keyes Elementary	02-115079	05/28/20	\$ 977,602	\$ -
San Francisco Unified	San Francisco	Clarendon Alternative Elementary	01-117739	06/05/20	\$ 1,221,651	\$ -
San Jose Unified	Santa Clara	Pioneer High	01-117508	06/08/20	\$ 5,396,312	\$ -
Sutter Union High	Sutter	Butte View High	Site/Design	06/08/20	\$ 53,050	\$ 35,367
Exeter Unified	Tulare	Lincoln Elementary	02-117498	06/08/20	\$ 3,223,827	\$ -
Mountain View Elementary	Los Angeles	Baker Elementary	03-119022	06/09/20	\$ 1,216,485	\$ -
Mountain View Elementary	Los Angeles	Maxson Elementary	03-119871	06/09/20	\$ 2,070,824	\$ -
Desert Sands Unified	Riverside	James Monroe Elementary	04-119005	06/12/20	\$ 3,505,912	\$ -
Happy Camp Union Elementary	Siskiyou	Happy Camp Elementary	Site/Design	06/12/20	\$ 151,321	\$ 100,881
Santa Cruz City Elementary	Santa Cruz	Bay View Elementary	01-117916	06/18/20	\$ 2,335,181	\$ -
Santa Cruz City Elementary	Santa Cruz	De Laveaga Elementary	01-117910	06/18/20	\$ 684,116	\$ -
Sanger Unified	Fresno	Wilson Elementary	02-117576	06/19/20	\$ 2,240,838	\$ -
Culver City Unified	Los Angeles	Linwood E Howe Elementary	03-117985	06/19/20	\$ 1,144,606	\$ -
Moraga Elementary	Contra Costa	Joaquin Moraga Intermediate	01-118563	06/22/20	\$ 816,506	\$ -
Western Placer Unified	Placer	Glen Edwards Middle	02-117099	06/22/20	\$ 97,093	\$ -
Chino Valley Unified	San Bernardino	Robert O Townsend Junior High	04-117235	06/22/20	\$ 5,692,017	\$ -
Chino Valley Unified	San Bernardino	Canyon Hills Junior High	04-117236	06/22/20	\$ 5,297,919	\$ -
Castro Valley Unified	Alameda	Castro Valley High	01-118314	06/25/20	\$ 3,614,585	\$ -
Culver City Unified	Los Angeles	El Rincon Elementary	03-117113	06/29/20	\$ 822,716	\$ -
North Cow Creek Elementary	Shasta	North Cow Creek Elementary	04-118162	06/29/20	\$ 872,946	\$ 581,964
Whittier City Elementary	Los Angeles	Lydia Jackson Elementary	03-118811	06/30/20	\$ 1,302,684	\$ -
Redwood City Elementary	San Mateo	Selby Lane Elementary	01-117936	07/01/20	\$ 2,416,873	\$ -
Rosemead Elementary	Los Angeles	Mildred B Janson Elementary	03-118778	07/14/20	\$ 2,320,503	\$ -
Tulare City	Tulare	Wilson Elementary	02-118021	07/17/20	\$ 1,329,829	\$ -
Folsom-Cordova Unified	Sacramento	Sutter Middle	02-117495	07/20/20	\$ 6,814,963	\$ -
Los Alamitos Unified	Orange	Francis Hopkinson Elementary	04-118615	07/20/20	\$ 1,331,170	\$ -
Rowland Unified	Los Angeles	Stanley G Oswalt Academy	03-119817	07/23/20	\$ 4,323,818	\$ -
Campbell Union High	Santa Clara	Prospect High	01-116954	07/28/20	\$ 900,358	\$ -
Campbell Union High	Santa Clara	Del Mar High	01-117321	07/28/20	\$ 101,568	\$ -

SFP APPLICATIONS
 Modernization Acknowledged Applications Received Past Existing Authority as of January 31, 2021

District	County	Site Name	DSA Number	50-04 Date Received	Estimated State Grant (a)	Estimated Financial Hardship (b)
Campbell Union High	Santa Clara	Westmont High	01-117322	07/28/20	\$ 454,481	\$ -
Santa Ana Unified	Orange	Muir Elementary	04-117781	07/30/20	\$ 4,894,661	\$ -
Fountain Valley Elementary	Orange	Gisler (Robert) Elementary	04-118657	08/05/20	\$ 833,071	\$ -
Culver City Unified	Los Angeles	Culver City High	03-120611	08/06/20	\$ 231,309	\$ -
Oakland Unified	Alameda	Manzanita Elementary	01-108743	08/07/20	\$ 3,004,306	\$ -
Menifee Union Elementary	Riverside	Menifee Valley Middle	04-118180	08/07/20	\$ 5,664,890	\$ -
San Dieguito Union High	San Diego	Sunset High (Continuation)	04-117807	08/07/20	\$ 1,189,752	\$ -
Azusa Unified	Los Angeles	Slauson Intermediate	03-119968	08/10/20	\$ 736,951	\$ -
Santa Barbara Unified	Santa Barbara	Santa Barbara Senior High	03-120342	08/10/20	\$ 37,749	\$ -
Mountain View Elementary	Los Angeles	Willard F Payne Elementary	03-119019	08/17/20	\$ 920,247	\$ -
Santa Paula Unified	Ventura	Thelma Bedell Elementary	03-119955	08/21/20	\$ 1,353,374	\$ -
Morgan Hill Unified	Santa Clara	Nordstrom Elementary	01-118364	08/25/20	\$ 3,569,254	\$ -
Plumas Unified	Plumas	Quincy Elementary	02-117321	08/28/20	\$ 2,502,911	\$ -
Knights Ferry Elementary	Stanislaus	Knights Ferry Elementary	02-118085	08/28/20	\$ 965,899	\$ -
Martinez Unified	Contra Costa	Alhambra Senior High	01-118152	08/31/20	\$ 2,013,416	\$ -
Grossmont Union High	San Diego	Granite Hills High	04-118912	08/31/20	\$ 1,100,157	\$ -
Benicia Unified	Solano	Matthew Turner Elementary	02-117105	09/01/20	\$ 513,549	\$ -
Pierce Joint Unified	Colusa	Pierce High	02-117765	09/02/20	\$ 1,321,723	\$ -
Garden Grove Unified	Orange	Rosita Elementary	04-115412	09/02/20	\$ 49,069	\$ -
Garden Grove Unified	Orange	Stanford Elementary	04-114037	09/02/20	\$ 218,640	\$ -
Garden Grove Unified	Orange	Agnes Ware Stanley Elementary	04-114069	09/02/20	\$ 295,479	\$ -
Garden Grove Unified	Orange	Louis G Zeyen Elementary	04-115401	09/02/20	\$ 96,002	\$ -
Arvin Union	Kern	Sierra Vista Elementary	03-119933	09/04/20	\$ 4,938,288	\$ -
Alameda City Unified	Alameda	Encinal Junior/Senior High	01-117611	09/09/20	\$ 1,106,364	\$ -
Los Alamitos Unified	Orange	Richard Henry Lee Elementary	04-117421	09/09/20	\$ 1,287,991	\$ -
Fountain Valley Elementary	Orange	Talbert (Samuel E) Middle	04-118717	09/15/20	\$ 1,704,866	\$ -
San Francisco Unified	San Francisco	Giannini (AP) Middle	01-118665	09/16/20	\$ 7,072,634	\$ -
Fairfield-Suisun Unified	Solano	Tolenas Elementary	02-116212	09/16/20	\$ 2,669,660	\$ -
Los Alamitos Unified	Orange	Rossmoor Elementary	04-117901	09/18/20	\$ 579,407	\$ -
Kings River-Hardwick Union Elementary	Kings	Kings River-Hardwick Elementary	02-117438	09/30/20	\$ 4,033,525	\$ 2,689,017
Jacoby Creek Elementary	Humboldt	Jacoby Creek	01-117746	10/02/20	\$ 2,124,224	\$ 1,416,149
Merced City Elementary	Merced	John C Fremont Elementary	02-116322	10/06/20	\$ 2,295,823	\$ -
Merced City Elementary	Merced	Charles Wright Elementary	02-115504	10/06/20	\$ 2,630,615	\$ -
Santa Barbara Unified	Santa Barbara	McKinley Elementary	03-120356	10/12/20	\$ 629,634	\$ -
Lowell Joint	Los Angeles	Macy Elementary	03-120375	10/16/20	\$ 3,670,918	\$ -
North Cow Creek Elementary	Shasta	North Cow Creek Elementary	Site/Design	10/19/20	\$ 144,669	\$ 96,446
Montague Elementary	Siskiyou	Montague Elementary	02-118164	10/21/20	\$ 1,289,954	\$ 859,969
Monterey Peninsula Unified	Monterey	Marina High	01-118747	10/22/20	\$ 3,778,564	\$ -
Whittier City Elementary	Los Angeles	Wallen L Andrews Elementary	03-107192	10/23/20	\$ 780,560	\$ -
Oak Run Elementary	Shasta	Oak Run Elementary	Site/Design	10/23/20	\$ 55,449	\$ 36,966
Imperial Unified	Imperial	Imperial High	04-117603	10/26/20	\$ 2,178,524	\$ -
Rosemead Elementary	Los Angeles	Savannah Elementary	03-118780	10/27/20	\$ 2,518,586	\$ -
Laguna Beach Unified	Orange	Thurston Middle	04-119050	10/28/20	\$ 1,292,376	\$ -
Sonoma County Office of Education	Sonoma	El Colegio	01-118455	10/29/20	\$ 397,070	\$ -
Long Beach Unified	Los Angeles	Cubberley K-8	03-119260	10/29/20	\$ 9,447,775	\$ -
Long Beach Unified	Los Angeles	Prisk Elementary	03-119261	10/29/20	\$ 600,627	\$ -
Long Beach Unified	Los Angeles	Wilson High	03-119354	10/29/20	\$ 17,001,370	\$ -

SFP APPLICATIONS
Modernization Acknowledged Applications Received Past Existing Authority as of January 31, 2021

District	County	Site Name	DSA Number	50-04 Date Received	Estimated State Grant (a)	Estimated Financial Hardship (b)
Long Beach Unified	Los Angeles	Naples Elementary	03-119201	10/29/20	\$ 2,159,336	\$ -
Palo Alto Unified	Santa Clara	Henry M Gunn High	01-118761	10/30/20	\$ 1,046,318	\$ -
Downey Unified	Los Angeles	Griffiths (Gordon) Middle	03-119094	11/02/20	\$ 5,499,618	\$ -
Garden Grove Unified	Orange	Ethan B Allen Elementary	04-118603	11/06/20	\$ 2,327,552	\$ -
Garden Grove Unified	Orange	Enders Elementary	04-118602	11/06/20	\$ 3,741,226	\$ -
Garden Grove Unified	Orange	Earl Warren Elementary	04-116150	11/06/20	\$ 686,694	\$ -
Garden Grove Unified	Orange	Mamie L Northcutt Elementary	04-118604	11/06/20	\$ 1,419,563	\$ -
Redwood City Elementary	San Mateo	Fair Oaks Elementary	01-118402	11/09/20	\$ 1,511,169	\$ -
Culver City Unified	Los Angeles	Farragut Elementary	03-118456	11/11/20	\$ 698,840	\$ -
Ceres Unified	Stanislaus	Ceres High	02-117651	11/11/20	\$ 4,527,998	\$ -
Manhattan Beach Unified	Los Angeles	Aurelia Pennekamp Elementary	03-120216	11/12/20	\$ 2,072,536	\$ -
Lodi Unified	San Joaquin	Tokay High	02-117806	11/16/20	\$ 6,191,949	\$ -
Millville Elementary	Shasta	Millville Elementary	Site/Design	11/18/20	\$ 8,875	\$ 5,916
Tulare County Office of Education	Tulare	LB Hill Learning Center	02-118131	11/23/20	\$ 834,309	\$ 556,206
Murrieta Valley Unified	Riverside	Murrieta Canyon Academy	04-118896	11/24/20	\$ 2,023,092	\$ -
Palo Alto Unified	Santa Clara	El Carmelo Elementary	01-118594	12/01/20	\$ 456,529	\$ -
Turlock Unified	Stanislaus	Turlock High	02-117484	12/01/20	\$ 8,679,594	\$ -
Sequoia Union High	San Mateo	Menlo-Atherton High	01-117119	12/08/20	\$ 3,270,273	\$ -
Santa Barbara Unified	Santa Barbara	Peabody Charter	03-119341	12/09/20	\$ 1,200,035	\$ -
Canyon Elementary	Contra Costa	Canyon Elementary	Site/Design	12/10/20	\$ 51,899	\$ 34,599
Lodi Unified	San Joaquin	Bear Creek High	02-117196	12/10/20	\$ 1,798,147	\$ -
Santa Monica-Malibu Unified	Los Angeles	John Muir Elementary	03-120122	12/14/20	\$ 3,288,633	\$ -
Santa Monica-Malibu Unified	Los Angeles	Grant Elementary	03-120190	12/14/20	\$ 491,283	\$ -
Pomona Unified	Los Angeles	Arroyo Elementary	03-118559	12/15/20	\$ 1,431,628	\$ -
Pomona Unified	Los Angeles	Kellogg Polytechnic Elementary	03-118562	12/15/20	\$ 898,569	\$ -
Redwood City Elementary	San Mateo	Taft Elementary	01-117949	12/17/20	\$ 2,508,541	\$ -
Redwood City Elementary	San Mateo	Clifford Elementary	01-117953	12/17/20	\$ 1,974,531	\$ -
San Ramon Valley Unified	Contra Costa	Charlotte Wood Middle	01-117888	12/18/20	\$ 4,160,111	\$ -
Redwood City Elementary	San Mateo	Roosevelt Elementary	01-117966	12/18/20	\$ 2,983,678	\$ -
Redwood City Elementary	San Mateo	John Gill Elementary	01-118012	12/18/20	\$ 280,308	\$ -
Ceres Unified	Stanislaus	Carroll Fowler Elementary	02-116658	12/18/20	\$ 1,033,241	\$ -
Los Alamitos Unified	Orange	Los Alamitos High	04-117079	12/18/20	\$ 4,813,761	\$ -
Tulare City	Tulare	Live Oak Middle	02-118489	12/21/20	\$ 2,292,239	\$ -
Hemet Unified	Riverside	Winchester Elementary	04-118115	01/11/21	\$ 3,605,542	\$ -
Sequoia Union High	San Mateo	Menlo-Atherton High	01-116467	01/13/21	\$ 2,236,801	\$ -
Pomona Unified	Los Angeles	Roosevelt Elementary	03-119226	01/15/21	\$ 3,830,957	\$ -
Vacaville Unified	Solano	Sierra Vista K-8	02-114708	01/20/21	\$ 873,752	\$ -
Vacaville Unified	Solano	Kairos Public School Vacaville Academy	02-114799	01/27/21	\$ 1,620,399	\$ -

Summary of Received-Exceeds for Modernization Funding	Total (in Dollars)
Subtotal of Estimated State Grant (Column F)	\$ 1,173,629,911
Subtotal of Estimated Financial Hardship (Column G)	\$ 71,203,371
Total of Estimated State Grant and Financial Hardship	\$1,244,833,281

INFORMATION ITEM

FACILITY HARDSHIP/REHABILITATION APPROVALS WITHOUT FUNDING

As of January 27, 2021

FACILITY HARDSHIP/REHABILITATION APPROVALS WITHOUT FUNDING

As of January 27, 2021 State Allocation Board

FACILITY HARDSHIP

School District	County	Program	Application Number	School Site Name	SAB Approval Date	Funding Application Due Date	Estimated State Grant
Scotia Union Elementary	Humboldt	Facility Hardship	51/63024-00-001	Stanwood A. Murphy Elementary	8/26/2020	2/26/2022	\$ 7,349,772 *
Mountain Valley Unified	Trinity	Facility Hardship	51/75028-00-004	Hayfork Elementary	10/28/2020	4/28/2022	\$ 4,969,468 *
Estimated Total Need (State Share)							\$ 12,319,240

REHABILITATION

School District	County	Program	Application Number	School Site Name	SAB Approval Date	Funding Application Due Date	Estimated State Grant
Lewiston Elementary	Trinity	Facility Hardship	58/71746-00-002	Lewiston Elementary	9/25/2019	3/25/2021	\$ 502,314 *
Greenfield Union Elementary	Monterey	Facility Hardship	58/66035-00-004	Mary Chapa Academy	8/26/202	2/26/2022	\$ 823,537 *
Greenfield Union Elementary	Monterey	Facility Hardship	58/66035-00-006	Mary Chapa Academy	8/26/2020	2/26/2022	\$ 166,478 *
Burnt Ranch Elementary	Trinity	Facility Hardship	58/71662-00-001	Burnt Ranch Elementary	8/26/2020	2/26/2022	\$ 222,977 *
Estimated Total Need (State Share)							\$ 1,715,306

Facility Hardship and Rehabilitation Estimated Total Need (State Share) \$ 14,034,546

*These projects have received approvals for design funding which are included in the Estimated State Grant amount.

Section 1859.81. Financial Hardship.

Except for Joint-Use Projects and Career Technical Education Facilities Projects, a district is eligible for financial hardship to fund all or a portion of its matching share requirement after demonstrating the requirements of (a), (c), and (d) below:

(a) The district is financially unable to provide all necessary matching funds for an eligible project. To determine this, an analysis shall be made of the district's financial records by the OPSC including data and records maintained by the CDE and the County Office of Education. The analysis shall consist of a review of the district's latest Independent Audit regarding funds available from all capital facility accounts, including, but not limited to, developer fees, funds generated from capital facility certificates of participation, federal grants, redevelopment funds, sale proceeds from surplus property, the appraised value of facilities approved for replacement pursuant to Section 1859.82, bond funds either encumbered, unencumbered or authorized but unsold, and savings from other SFP projects. All funds thus identified that have not been expended or encumbered by a contractual agreement for a specific capital outlay purpose prior to the initial request for financial hardship status shall be deemed available as a matching contribution.

After the initial request for financial hardship status is granted, no further encumbrances will be approved by the OPSC and all prospective revenue made available to the district's capital facility accounts shall be deemed available as matching contribution on the subsequent financial hardship review, with the exception of:

- (1) Approved interim housing expenditures.
- (2) Funding to pay for previously recognized multi-year encumbrances approved at the initial financial hardship approval.
- (3) Funding that is transferred into a Special Reserve Fund and is used for the express purpose of the Federal Renovation Program when the amount expended out of that fund does not exceed the maximum Federal Renovation Grant amount.
- (4) Funding that is transferred into a Special Reserve Fund and is used for the express purpose of the School Facilities Needs Assessment Grant Program or Emergency Repair Program when the amount expended out of that fund does not exceed the maximum grant amount apportioned.
- (5) Funding that is transferred into a Special Reserve Fund and is used for the express purpose of the Career Technical Education Facilities Program when the amount expended out of that fund does not exceed the applicant's share of the maximum grant amount apportioned.
- (6) Funding that is transferred into a Special Reserve Fund and used for the express purpose of the Overcrowding Relief Grant when the amount expended out of that fund does not exceed the amount of the site acquisition and design costs of the project and the district has submitted an approved Form SAB 50-11.
- (7) Funding that is used for the express purpose of reimbursing the State a proportionate share of financial hardship received when there has been a transfer of a special education program and title to the facility. In addition, the funding was used within five years of the title transfer.
- (8) Funding to pay for obtaining a structural report pursuant to Section 1859.82.2 for an approvable and funded seismic mitigation project.
- (9) All other capital facility funding for a period of three years when no subsequent financial hardship request is made during this period, with the exception of the funding identified in (6). The three-year period begins with the date of the most recent financial hardship new construction or modernization adjusted grant funding apportionment.

When Overcrowding Relief Grant funding is set aside pursuant to (6) and the School District has not submitted, or the OPSC has not accepted, a Form SAB 50-04 for an Overcrowding Relief Grant within three years from the date of deposit into the Special Reserve Fund, or the School District has not met the requirements in Sections 1859.90 or 1859.105, remaining funds plus interest accrued at the Pooled Money Investment Board rate at that time period shall be deemed available as matching contribution on a subsequent financial hardship project or be captured through an audit adjustment pursuant to Section 1859.106.

The financial hardship analysis is subject to approval by the Board.

(b) From the funds deemed available as a matching contribution, the district may retain \$19,776 per classroom in each enrollment reporting period for the cost to provide interim housing for the currently unhoused pupils of the district. The amount shown shall be adjusted annually in the manner prescribed in Section 1859.71. The number of classrooms needed for interim housing for the currently unhoused pupils shall be the sum of the positive numbers determined in (b)(7) as follows:

(1) Determine the current enrollment of the district by grade level as shown on the latest Form SAB 50-01.

(2) Determine the New Construction Grants apportioned by grade level for all SFP projects and LPP funded under the provisions of Sections 1859.12 or 1859.13 where the district has submitted Form SAB 50-06 indicating that the project is 100 percent complete.

(3) Subtract (b)(2) from (b)(1).

(4) Determine the number of classrooms by grade level reported in Part 1, Line 8 on Form SAB 50-02.

(5) Multiply the classrooms determined in (b)(4) by 25 for K-6, 27 for 7-12, 13 for Non-Severe and 9 for Severe.

(6) Subtract the product determined in (b)(5) from the difference determined in (b)(3) by grade level.

(7) Divide the difference by grade level determined in (b)(6) by 25 for K-6, 27 for 7-12, 13 for Non-Severe and 9 for Severe and round up to the nearest whole number.

From the funds deemed available as a matching contribution, the district may also retain \$19,776 per portable toilet unit in each reporting period for the cost to provide necessary interim toilet facilities for the currently unhoused pupils of the district. The amount shown shall be adjusted annually in the manner prescribed in Section 1859.71. The number of toilet facilities needed for interim housing shall be the sum of the positive numbers determined in (b)(7) divided by eight rounded up to the nearest whole number.

From the funds deemed available as a matching contribution, the district may also retain \$19,776 per classroom in each reporting period for the cost to provide necessary interim housing for the currently unhoused pupils displaced as a result of a SAB approved seismic mitigation project pursuant to Section 1859.82.2. The amount shown shall be adjusted annually in the manner prescribed in Section 1859.71. The number of classrooms needed for interim housing shall be the quotient of the displaced pupils by 25 for K-6, 27 for 7-12, 13 for Non-Severe and 9 for Severe and round up to the nearest whole number.

If the district's available funds, as determined by the OPSC analysis less costs for interim housing, is less than its matching share, the district will be deemed to have met the requirements of this Subsection.

(c) The district has made all reasonable efforts to fund its matching share of the project by demonstrating it is levying the developer fee justified under law or an alternative revenue source equal to or greater than the developer fee otherwise justified under law at the time of request for hardship and the district meets at least one of the following:

(1) The current outstanding bonded indebtedness of the district issued for the purpose of constructing school facilities in accordance with Education Code Section 17072.35 or 17074.25 as appropriate, at the time of request for financial hardship status, is at least 60 percent of the district's total bonding capacity. Outstanding bonded indebtedness includes that part of general obligation bonds, Mello-Roos Bonds, School Facility Improvement District Bonds and certificates of participation which the district is paying a debt service that was issued for capital outlay school facility purposes.

(2) The district had a successful registered voter bond election for at least the maximum amount allowed under Proposition 39 within the previous two years from the date of request for financial hardship status. The proceeds from the bond election that represent the maximum amount allowed under the provisions of Proposition 39 must be used to fund the district's matching share requirement for SFP project(s).

(3) It is a County Superintendent of Schools.

(4) The district's total bonding capacity at the time of the request for financial hardship status is \$5 million or less.

(5) Other evidence of reasonable effort as approved by the SAB.

If the district's request for financial hardship status is denied by the Board, the district may be deemed eligible for rental payments of \$2,000 per year per classroom under the Emergency School Classroom Law of 1979 for a two year period when relocatable classroom buildings are available and the district provides financial documentation that it is unable to afford the full rental amount and any other information satisfactory to the Board that the rental reduction is necessary. The number of classrooms eligible for the \$2,000 rental payments shall be the sum of the numbers determined in (c)(5)(B) as follows:

(A) Determine the number of pupils by grade level that the district requested a New Construction Grant on the Form SAB 50-04 that were denied financial hardship status.

(B) Divide the number by grade level determined in (c)(5)(A) by 25 for K-6, 27 for 7-12, 13 for Non-Severe and 9 for Severe and round up to the nearest whole number.

(d) The district has not signed a contract for acquisition or construction of classrooms that replace existing facility(ies), which were included in the determination of the district's new construction eligibility pursuant to Education Code Section 17071.75, in a locally funded project during the five-year period immediately preceding the district's application for financial hardship assistance. This restriction may be lifted if the Board finds that unforeseen and extenuating circumstances existed that required the district to use local funds to replace the facility(ies).

(e) If the district meets the financial hardship requirements in this Section, the amount of financial hardship is equal to the district's matching share less funds deemed available in (a).

(1) Once a district has been notified by OPSC that it meets the requirements of financial hardship in this Section, the district may file Form SAB 50-04 under the

provisions of financial hardship anytime within a period of 180 calendar days from the date of the OPSC notification.

(2) If the district does not submit Form SAB 50-04 under the provisions of financial hardship within 180 calendar days of the OPSC notification of approval of financial hardship status, the district must re-qualify for financial hardship status under the provisions of this Section by submittal of a new request for financial hardship status.

(3) If the project(s) has been included on an unfunded list for more than 180 calendar days, a review of the district's funds pursuant to (a) will be made to determine if additional district funds are available to fund the district's matching share of the project(s).

Financial hardship approval status by the OPSC for a separate design and/or site apportionment does not apply to any subsequent funding for the project(s).

(f) If the district submits Form SAB 50-04 within 180 calendar days of the OPSC notification of approval of financial hardship and the project(s) has been included on the "Unfunded List (Lack of AB 55 Loans)" for more than 180 calendar days as a result of the State of California's inability to provide interim financing from the Pooled Money Investment Account (AB 55 loans), the Board may suspend the unfunded review requirement as defined in Regulation Section 1859.81(e). Projects added to any other unfunded list shall be subject to the review detailed in Regulation Section 1859.81(e). Regulation Section 1859.81(f) shall become inoperative July 1, 2011.

(g) A project added to an unfunded list on or after July 1, 2011 will be subject to the review detailed in section (e)(3). For projects added to an unfunded list between February 25, 2009 and June 30, 2011, only the district's financial records on or after July 1, 2011 will be considered in calculating any adjustment to the district's matching share.

(h) On or after September 22, 2017, a district may submit a request for funding in advance of obtaining a determination of Financial Hardship.

(1) To be considered for Financial Hardship, the district must check the box on the Form SAB 50-04 requesting Financial Hardship pursuant to this subsection when submitting a request for funding.

(2) Prior to processing an application OPSC will notify the district in writing to submit the necessary documentation for a Financial Hardship analysis pursuant to (a), (b), (c) and (d). OPSC will not accept any documents for a Financial Hardship analysis in advance of the notification. Failure to submit the requested documentation within 60 calendar days of OPSC's notification will result in either a. or b.:

a. District may amend their Form SAB 50-04 to exclude the request for Financial Hardship determination.

b. OPSC will return the request for funding and related materials to the district.

(3) Upon notification of Financial Hardship approval, any Form SAB 50-04 processed within 180 calendar days of the approval date will be included in the approval.

(4) For any Form SAB 50-04 processed more than 180 calendar days after the date of the Financial Hardship approval the district shall re-qualify for Financial Hardship status.

Note: Authority cited: Sections 17070.35, 17075.15, 17078.72 and 17592.73, Education Code.

Reference: Sections 17071.75, 17075.10, 17075.15, and 17079.20, Education Code.