

State Allocation Board Agenda



Lisa Silverman, Executive Officer
Office of Public School Construction
707 Third Street
West Sacramento, CA 95605

Public Meeting
Wednesday, October 23, 2019
California Department of Education
1430 N Street, First Floor, Room 1101*
Sacramento, CA 95814
2:00 p.m.*

General Information
(916) 376-1771

For further information please contact your Project Manager.

*Meeting room and time subject to change.

A copy of the 10-Day Notice can be found on the [OPSC website](#).

October 23, 2019
Agenda

<u>TAB</u>	<u>SUBJECT</u>	<u>PRESENTER</u>	<u>PAGE</u>
	Call Meeting to Order	Chair	
	Roll Call	Secretary	
	Table of Contents		i – iv
1	Alphabetical Listing		v - vi
2	Minutes of September 25, 2019		1 - 7
3	Executive Officer Statement		8 - 8a
4	<u>CONSENT AGENDA</u>		
	<u>SCHOOL FACILITY PROGRAM</u>		
	Resolution		9
	Eligibility Approvals		10 - 21
	Unfunded Approvals		22 - 64
	Amended Unfunded Approvals		65 - 66
	Closeouts		67 - 71
	Career Technical Education Facilities Program Rescission		72
	Facility Hardship/Rehabilitation Program		73 - 96
	<u>OTHER PROGRAM</u>		
	Exemption for Independent Study Facilities		97 - 99

NEXT MONTHLY STATE ALLOCATION BOARD MEETING – DECEMBER 9, 2019

October 23, 2019
Agenda

<u>TAB</u>	<u>SUBJECT</u>	<u>PAGE</u>
5	<u>FINANCIAL REPORTS</u>	100 - 120
6	<u>APPEAL ITEMS</u>	
	LOS ANGELES UNIFIED/LOS ANGELES 55/64733-00-022, 026 AND 59/64733-00-034	121 – 337
	To present the District's request to allow funding totaling \$1,866,053.55 for equipment that does not meet the ten year useful life expectancy for three of its Career Technical Education Facilities Program projects.	WITHDRAWN
	SAN BERNARDINO CITY UNIFIED/SAN BERNARDINO 57/67876-00-071, 081 AND 085	338 – 388
	To present the District's request to accept \$870,618 in expenditures for three School Facility Program modernization projects.	WITHDRAWN
	WASHINGTON UNIFIED/FRESNO 50/76778-00-004	389
	To present the District's request to retain design funding in the amount of \$234,178 that was inadvertently provided twice for a new construction project.	WITHDRAWN
7	<u>ACTION ITEMS</u>	
	FULL-DAY KINDERGARTEN FACILITIES GRANT PROGRAM APPORTIONMENTS	390 - 428
	To provide Apportionments for the second funding cycle of the Full-Day Kindergarten Facilities Grant Program for the projects listed below:	
	<ul style="list-style-type: none"> • Alisal Union/Monterey 70/65961-00-009 • Alta Vista Elementary/Tulare 70/71811-00-002 • Anaheim Elementary/Orange 70/66423-00-001 • Armona Union Elementary/Kings 70/63875-00-002 • Burton/Tulare 70/71837-00-002 • Center Joint Unified/Sacramento 70/73973-00-005 • Central Union Elementary/Kings 70/63883-00-001 • Coachella Valley Unified/Riverside 70/73676-00-001 • Cutler-Orosi Joint Unified/Tulare 70/71860-00-004 • Delano Union Elementary/Kern 70/63404-00-005 • Ducor Union Elementary/Tulare 70/71894-00-001 • Fairfax Elementary/Kern 70/63461-00-001 • Fontana Unified/San Bernardino 70/67710-00-020 • Fresno Unified/Fresno 70/62166-00-005 • Golden Plains Unified/Fresno 70/75234-00-001 • Greenfield Union/Kern 70/63503-00-001 	

October 23, 2019
Agenda

<u>TAB</u>	<u>SUBJECT</u>	<u>PAGE</u>
7	<p><u>ACTION ITEMS</u> (cont.)</p> <p>FULL-DAY KINDERGARTEN FACILITIES GRANT PROGRAM APPORTIONMENTS (cont.)</p> <ul style="list-style-type: none"> • Hope Elementary/Tulare 70/71944-00-001 • Island Union Elementary/Kings 70/63933-00-002 • Lamont Elementary/Kern 70/63560-00-003 • Lennox Elementary/Los Angeles 70/64709-00-001 • Liberty Elementary/Tulare 70/71985-00-002 • Lindsay Unified/Tulare 70/71993-00-006 • Lucerne Elementary/Lake 70/64048-00-001 • Manzanita Elementary/Butte 70/61499-00-001 • McCabe Union Elementary/Imperial 70/63180-00-001 • Needles Unified/San Bernardino 70/67801-00-002 • Planada Elementary/Merced 70/65821-00-001 • Pomona Unified/Los Angeles 70/64907-00-001 • Reef-Sunset Unified/Kings 70/73932-00-001 • Rialto Unified/San Bernardino 70/67850-00-004 • Robla Elementary/Sacramento 70/67421-00-003 • San Bernardino City Unif./San Bernardino 70/67876-00-001 • South Fork Union /Kern 70/63784-00-001 • Southern Kern Unified/Kern 70/63776-00-003 • Standard Elementary/Kern 70/63792-00-004 • Twin Ridges Elementary/Nevada 70/66415-00-002 • Wilsona/Los Angeles 70/65151-00-001 	
	<p>FULL-DAY KINDERGARTEN FACILITIES GRANT PROGRAM PROPOSED REGULATIONS</p> <p>To seek approval from the State Allocation Board regarding proposed changes to the regulations, forms and grant agreement of the Full-Day Kindergarten Facilities Grant Program, as a result of Senate Bill 75, Chapter 51, Statutes of 2019.</p>	429 - 501
	<p>PROPOSED REGULATORY AMENDMENTS TO THE CHARTER SCHOOL FACILITIES PROGRAM</p> <p>To present proposed regulatory amendments for changing the timeline for an application filing round that is the result of an election authorizing additional funding for the Charter School Facilities Program.</p>	502 - 504

October 23, 2019

Agenda

<u>TAB</u>	<u>SUBJECT</u>	<u>PAGE</u>
8	<u>REPORTS, DISCUSSION AND INFORMATION ITEMS</u>	
	State Allocation Board Three-Month Workload	505 - 506
	Date for Remaining 2019 State Allocation Board Meeting	507
	School Facility Program Unfunded List (Lack of AB 55 Loans)	508 - 512
	School Facility Program Workload List (Regulation Section 1859.95)	513 - 546
	Applications Received Beyond Bond Authority (Reg. Section 1859.95.1)	552 - 561
	Facility Hardship/Rehabilitation Approvals Without Funding	562 - 563
	School Facility Program Financial Hardship Regulation Section 1859.81	564 - 566

October 23, 2019

Alphabetical Listing

School District	County	Category	Page No.
ALVIEW-DAIRYLAND UNION ELEMENTARY	MADERA	SFP - New Construction	Consent 10
ATWATER ELEMENTARY	MERCED	SFP - Modernization	Consent 13
BAYSHORE ELEMENTARY	SAN MATEO	SFP - New Construction	Consent 13
BAYSHORE ELEMENTARY	SAN MATEO	SFP - Modernization	Consent 22*
BURLINGAME ELEMENTARY	SAN MATEO	SFP - New Construction	Consent 22*
CAPISTRANO UNIFIED	ORANGE	SFP - New Construction	Consent 22*
CENTRAL UNION HIGH	IMPERIAL	SFP - New Construction	Consent 13
CENTRAL UNION HIGH	IMPERIAL	SFP - New Construction	Consent 22*
CHAFFEY JOINT UNION HIGH	SAN BERNARDINO	SFP - New Construction	Consent 22*
CLAY JOINT ELEMENTARY	FRESNO	SFP - New Construction	Consent 13
CLOVIS UNIFIED	FRESNO	SFP - New Construction	Consent 13
CLOVIS UNIFIED	FRESNO	SFP - Modernization	Consent 22*
COLTON JOINT UNIFIED	SAN BERNARDINO	SFP - Modernization	Consent 22*
CONTRA COSTA COUNTY OFFICE OF EDUCATION	CONTRA COSTA	SFP - Modernization	Consent 68
CONTRA COSTA COUNTY OFFICE OF EDUCATION	CONTRA COSTA	SFP - Modernization	Consent 69
DEL NORTE COUNTY UNIFIED	DEL NORTE	SFP - Modernization	Consent 73*
DINUBA UNIFIED	TULARE	SFP - New Construction	Consent 13
ENTERPRISE ELEMENTARY	SHASTA	SFP - Modernization	Consent 13
ESCALON UNIFIED	SAN JOAQUIN	SFP - Modernization	Consent 77*
FRESNO UNIFIED	FRESNO	Continued Use	Consent 97
GARDEN GROVE UNIFIED	ORANGE	SFP - Modernization	Consent 22*
GARDEN GROVE UNIFIED	ORANGE	SFP - Modernization	Consent 22*
GARDEN GROVE UNIFIED	ORANGE	SFP - Modernization	Consent 22*
GARDEN GROVE UNIFIED	ORANGE	SFP - Modernization	Consent 22*
GARDEN GROVE UNIFIED	ORANGE	SFP - Modernization	Consent 22*
GARDEN GROVE UNIFIED	ORANGE	SFP - Modernization	Consent 22*
GARDEN GROVE UNIFIED	ORANGE	SFP - Modernization	Consent 22*
GARDEN GROVE UNIFIED	ORANGE	SFP - Modernization	Consent 22*
GARDEN GROVE UNIFIED	ORANGE	SFP - Modernization	Consent 22*
GARDEN GROVE UNIFIED	ORANGE	SFP - Modernization	Consent 22*
GARDEN GROVE UNIFIED	ORANGE	SFP - Modernization	Consent 22*
GARDEN GROVE UNIFIED	ORANGE	SFP - Modernization	Consent 22*
GOLDEN VALLEY UNIFIED	MADERA	SFP - New Construction	Consent 13
GOLDEN VALLEY UNIFIED	MADERA	SFP - Modernization	Consent 13
GREENFIELD UNION ELEMENTARY	MONTEREY	SFP - Modernization	Consent 81*
GREENFIELD UNION ELEMENTARY	MONTEREY	SFP - Modernization	Consent 85*
GREENFIELD UNION ELEMENTARY	MONTEREY	SFP - Modernization	Consent 89*
HEBER ELEMENTARY	IMPERIAL	SFP - New Construction	Consent 22*
HEBER ELEMENTARY	IMPERIAL	SFP - Modernization	Consent 70
KLAMATH-TRINITY JOINT UNIFIED	HUMBOLDT	SFP - New Construction	Consent 65*
LANCASTER ELEMENTARY	LOS ANGELES	SFP - New Construction	Consent 13
LANCASTER ELEMENTARY	LOS ANGELES	SFP - New Construction	Consent 22*
LAYTONVILLE UNIFIED	MENDOCINO	SFP - Career Tech	Consent 72
LOS BANOS UNIFIED	MERCED	SFP - New Construction	Consent 22*
MANTECA UNIFIED	SAN JOAQUIN	SFP - New Construction	Consent 13
MANTECA UNIFIED	SAN JOAQUIN	SFP - New Construction	Consent 22*
MANTECA UNIFIED	SAN JOAQUIN	SFP - New Construction	Consent 22*
MANTECA UNIFIED	SAN JOAQUIN	SFP - New Construction	Consent 22*
MANTECA UNIFIED	SAN JOAQUIN	SFP - Modernization	Consent 13
MANTECA UNIFIED	SAN JOAQUIN	SFP - Modernization	Consent 22*
MANTECA UNIFIED	SAN JOAQUIN	SFP - Modernization	Consent 22*
MANTECA UNIFIED	SAN JOAQUIN	SFP - Modernization	Consent 22*

October 23, 2019

Alphabetical Listing

School District	County	Category	Page No.
MANTECA UNIFIED	SAN JOAQUIN	SFP - Modernization	Consent 22*
MANTECA UNIFIED	SAN JOAQUIN	SFP - Modernization	Consent 22*
MERCED CITY ELEMENTARY	MERCED	SFP - New Construction	Consent 22*
MILL VALLEY ELEMENTARY	MARIN	SFP - Modernization	Consent 13
MONTEREY COUNTY OFFICE OF EDUCATION	MONTEREY	SFP - New Construction	Consent 67
ORICK ELEMENTARY	HUMBOLDT	SFP - Modernization	Consent 71
PIONEER UNION ELEMENTARY	KINGS	SFP - New Construction	Consent 13
PIONEER UNION ELEMENTARY	KINGS	SFP - New Construction	Consent 22*
PIONEER UNION ELEMENTARY	KINGS	SFP - Modernization	Consent 22*
SACRAMENTO CITY UNIFIED	SACRAMENTO	SFP - Modernization	Consent 13
SADDLEBACK VALLEY UNIFIED	ORANGE	SFP - Modernization	Consent 10
SADDLEBACK VALLEY UNIFIED	ORANGE	SFP - Modernization	Consent 22*
SADDLEBACK VALLEY UNIFIED	ORANGE	SFP - Modernization	Consent 22*
SAN BERNARDINO CITY UNIFIED	SAN BERNARDINO	SFP - Modernization	Consent 93*
SAN FRANCISCO UNIFIED	SAN FRANCISCO	SFP - Modernization	Consent 13
SAN RAMON VALLEY UNIFIED	CONTRA COSTA	SFP - Modernization	Consent 13
SAN RAMON VALLEY UNIFIED	CONTRA COSTA	SFP - Modernization	Consent 22*
SAN RAMON VALLEY UNIFIED	CONTRA COSTA	SFP - Modernization	Consent 22*
SANGER UNIFIED	FRESNO	SFP - Modernization	Consent 13
SANTA ANA UNIFIED	ORANGE	SFP - ORG	Consent 66
SANTA BARBARA UNIFIED	SANTA BARBARA	SFP - Modernization	Consent 13
SAUGUS UNION ELEMENTARY	LOS ANGELES	SFP - Modernization	Consent 10
SAUGUS UNION ELEMENTARY	LOS ANGELES	SFP - Modernization	Consent 22*
SAUGUS UNION ELEMENTARY	LOS ANGELES	SFP - Modernization	Consent 22*
SEQUOIA UNION HIGH	SAN MATEO	SFP - New Construction	Consent 22*
SWEETWATER UNION HIGH	SAN DIEGO	SFP - Modernization	Consent 13
TIPTON ELEMENTARY	TULARE	SFP - New Construction	Consent 13
TRACY JOINT UNIFIED	SAN JOAQUIN	SFP - Charter Schools	Consent 22*
WINDSOR UNIFIED	SONOMA	SFP - New Construction	Consent 13
WINDSOR UNIFIED	SONOMA	SFP - New Construction	Consent 22*

OPSC PROGRAM CODES

SCHOOL FACILITY PROGRAM (SFP)

- 50 – NEW CONSTRUCTION
- 51 – FACILITY HARDSHIP NEW CONSTRUCTION
- 52 – SFP JOINT-USE
- 53 – CRITICALLY OVERCROWDED SCHOOLS
- 54 – CHARTER SCHOOL FACILITIES PROGRAM
- 55 – CAREER TECH NEW CONSTRUCTION
- 56 – OVERCROWDING RELIEF GRANT PROGRAM
- 57 – MODERNIZATION
- 58 – FACILITY HARDSHIP MODERNIZATION
- 59 – CAREER TECH MODERNIZATION

OTHER PROGRAMS

- 25 – STATE RELOCATABLE CLASSROOM PROGRAM
- 34 – AIR CONDITIONING AND/OR INSULATION PROGRAM
- 40 – DEFERRED MAINTENANCE PROGRAM
- 61 – EMERGENCY REPAIR PROGRAM
- 70 – FULL-DAY KINDERGARTEN FACILITIES GRANT PROGRAM NEW
CONSTRUCTION
- 71 – FULL-DAY KINDERGARTEN FACILITIES GRANT PROGRAM RETROFIT

MINUTES
State Allocation Board
September 25, 2019

Upon notice duly given, the meeting of the State Allocation Board (SAB) was held at the State Capitol, Room 447, in Sacramento, California on September 25, 2019 at 2:00 p.m.

Members of the SAB present were as follows:

- Gayle Miller, Chief Deputy Director, Policy, Department of Finance, designated representative for Keely Bosler, Director, Department of Finance
- Daniel Kim, Director, Department of General Services
- Lupita Cortez Alcala, Chief Deputy Superintendent, California Department of Education (CDE), designated representative for Tony Thurmond, Superintendent of Public Instruction
- Cesar Diaz, appointee of Edmund G. Brown, Jr., former Governor of the State of California
- Senator Richard Roth
- Assembly Member Adrin Nazarian
- Assembly Member Patrick O'Donnell

Members of the SAB absent were as follows:

- Senator Scott Wilk
- Senator Connie Leyva
- Assembly Member Jordan Cunningham

Representative of the SAB was as follows:

Lisa Silverman, Executive Officer

Representatives of the Department of General Services, Office of Public School Construction (OPSC), were as follows:

Lisa Silverman, Executive Officer
 Barbara Kampmeinert, Deputy Executive Officer

Representative of the Department of General Services, Office of Legal Services, was as follows:

Lance Davis, Staff Counsel

With a quorum present, Ms. Miller, Chair, called the meeting to order at 2:03 p.m.

PRIOR MINUTES

A motion was made to approve the August 28, 2019 SAB Minutes. The Chair called for a roll-call vote and the motion carried per the following votes:

MEMBER	AYE	NAY	ABSTAIN	ABSENT
Senator Wilk				X
Senator Leyva				X
Senator Roth	X			
Assembly Member Nazarian	X			
Assembly Member O'Donnell	X			
Assembly Member Cunningham				X
Lupita Cortez Alcala	X			
Cesar Diaz (Governor's Appointee)	X			
Daniel Kim	X			
Gayle Miller	X			
Total	7			3

Motion:

Carried X
 Failed

EXECUTIVE OFFICER'S STATEMENT

The Executive Officer informed the SAB of the following:

Priority Funding Apportionments

The Consent calendar in this Agenda included \$771.7 million in priority funding apportionments for 193 projects representing 106 applicants. Applicants were reminded to submit to OPSC the *Fund Release Authorization* (Form SAB 50-05) by close of business on Tuesday, December 24, 2019.

Full-Day Kindergarten Facilities Grant Program (FDKFGP) Stakeholder Meetings

OPSC held two FDKFGP Stakeholder meetings to discuss amendments needed to the existing program based on the Governor's 2019/2020 annual budget, which provided \$300 million to the FDKFGP. The first meeting was held on Thursday, September 26, 2019 from 9:00 a.m. to 11:00 a.m. at the State Capitol, Room 447. The second meeting was scheduled for Wednesday, October 16, 2019 from 9:00 a.m. to 11:00 a.m. in West Sacramento.

Sixth Career Technical Education Facilities Program (CTEFP) Filing Round --- NOW OPEN

The Sixth CTEFP Filing Round is now open! OPSC and CDE have coordinated the deadlines for the sixth filing round for CTEFP applications. Grant Applications are due to CDE on or before December 2, 2019 and the *Application for Career Technical Education Funding* (Form SAB 50-10) is due to OPSC on or before April 6, 2020. CDE will be providing scores **on a flow basis**. OPSC encourages all applicants with projects with a score of 105 or higher to submit the Form SAB 50-10 immediately upon receipt of the CDE's score letter for the project. This will help to ensure that applicants can participate in the Priority in Funding (PIF) filing period which takes place from May 13, 2020 through June 11, 2020. OPSC Online is available now for all applicants to complete the Form SAB 50-10. Once the score is known it can be entered into OPSC Online and the application can be electronically submitted to OPSC immediately.

Next SAB Meeting

The SAB and stakeholders were reminded that the next SAB meeting scheduled would be for Wednesday, October 23, 2019 at 2:00 p.m.

CONSENT ITEMS

The Chair asked if there were any objections to include the Action Item, "Proposed Regulatory Amendments for the School Facilities Program" with the Consent calendar. Hearing no objections, a motion was made to approve the Consent calendar as presented, including the Action Item. The Chair called for a roll-call vote and the motion carried per the following votes:

MEMBER	AYE	NAY	ABSTAIN	ABSENT
Senator Wilk				X
Senator Leyva				X
Senator Roth	X			
Assembly Member Nazarian	X			
Assembly Member O'Donnell	X			
Assembly Member Cunningham				X
Lupita Cortez Alcala	X			
Cesar Diaz (Governor's Appointee)	X			
Daniel Kim	X			
Gayle Miller	X			
Total	7			3

Motion:

Carried X
 Failed

FINANCIAL REPORTS

The SAB accepted the Financial Reports as presented.

MISCELLANEOUS

The Chair thanked several individuals for their contributions and for working collaboratively on Assembly Bill 48, the \$15 billion school bond that passed both houses of the Legislature.

PUBLIC COMMENT

At the beginning of the SAB meeting, the Chair made a brief announcement regarding the status of the Construction Cost Index litigation, which was filed by several school districts. Public comments were made to the SAB relating to the same issue. The Chair stated that since this item was not on the Agenda, it could not be discussed further.

REPORTS, DISCUSSION, AND INFORMATION ITEMS

The SAB acknowledged the following reports:

State Allocation Board Three-Month Projected Workload

State Allocation Board Meeting Dates for the Remaining 2019 Calendar Year

School Facility Program Unfunded List as of August 28, 2019

School Facility Program Workload List of Applications Received Through August 31, 2019

Full-Day Kindergarten Facilities Grant Program Workload List as of August 1, 2019

School Facility Program Applications Received Beyond Bond Authority List as of August 31, 2019

ADJOURNMENT

There being no further business to come before the SAB, the Chair adjourned the meeting at 2:14 p.m.



ATTACHMENT A
Approved Consent Items on 9/25/2019

Program	Application Number	District	County
SFP - Career Tech	59/66977-00-001	ALVORD UNIFIED	RIVERSIDE
SFP - Career Tech	55/66985-00-002	BANNING UNIFIED	RIVERSIDE
SFP - Career Tech	55/75598-00-001	CARUTHERS UNIFIED	FRESNO
SFP - Career Tech	55/61150-00-001	CASTRO VALLEY UNIFIED	ALAMEDA
SFP - Career Tech	55/64352-00-005	CENTINELA VALLEY UNION HIGH	LOS ANGELES
SFP - Career Tech	59/61424-00-008	CHICO UNIFIED	BUTTE
SFP - Career Tech	55/62117-00-014	CLOVIS UNIFIED	FRESNO
SFP - Career Tech	55/62117-00-013	CLOVIS UNIFIED	FRESNO
SFP - Career Tech	55/71506-00-001	CORNING UNION HIGH	TEHAMA
SFP - Career Tech	55/67314-00-012	ELK GROVE UNIFIED	SACRAMENTO
SFP - Career Tech	55/67314-00-011	ELK GROVE UNIFIED	SACRAMENTO
SFP - Career Tech	55/67314-00-010	ELK GROVE UNIFIED	SACRAMENTO
SFP - Career Tech	55/67314-00-007	ELK GROVE UNIFIED	SACRAMENTO
SFP - Career Tech	55/72454-00-002	FILLMORE UNIFIED	VENTURA
SFP - Career Tech	59/73809-00-003	FIREBAUGH-LAS DELTAS UNIFIED	FRESNO
SFP - Career Tech	55/73809-00-002	FIREBAUGH-LAS DELTAS UNIFIED	FRESNO
SFP - Career Tech	55/62158-00-001	FOWLER UNIFIED	FRESNO
SFP - Career Tech	59/62166-00-005	FRESNO UNIFIED	FRESNO
SFP - Career Tech	55/62166-00-010	FRESNO UNIFIED	FRESNO
SFP - Career Tech	55/64568-00-001	GLENDALE UNIFIED	LOS ANGELES
SFP - Career Tech	59/75234-00-002	GOLDEN PLAINS UNIFIED	FRESNO
SFP - Career Tech	55/75580-00-005	GOLDEN VALLEY UNIFIED	MADERA
SFP - Career Tech	55/75580-00-004	GOLDEN VALLEY UNIFIED	MADERA
SFP - Career Tech	55/73650-00-005	IRVINE UNIFIED	ORANGE
SFP - Career Tech	55/63529-00-019	KERN HIGH	KERN
SFP - Career Tech	55/62265-00-003	KINGS CANYON JOINT UNIFIED	FRESNO
SFP - Career Tech	55/71993-00-002	LINDSAY UNIFIED	TULARE
SFP - Career Tech	55/64725-00-008	LONG BEACH UNIFIED	LOS ANGELES
SFP - Career Tech	55/64725-00-007	LONG BEACH UNIFIED	LOS ANGELES
SFP - Career Tech	55/64725-00-006	LONG BEACH UNIFIED	LOS ANGELES
SFP - Career Tech	59/64733-00-029	LOS ANGELES UNIFIED	LOS ANGELES
SFP - Career Tech	55/64733-00-026	LOS ANGELES UNIFIED	LOS ANGELES
SFP - Career Tech	59/64774-00-001	LYNWOOD UNIFIED	LOS ANGELES
SFP - Career Tech	55/65243-00-007	MADERA UNIFIED	MADERA
SFP - Career Tech	55/65243-00-006	MADERA UNIFIED	MADERA
SFP - Career Tech	55/67124-00-001	MORENO VALLEY UNIFIED	RIVERSIDE
SFP - Career Tech	55/63685-00-002	MUROC JOINT UNIFIED	KERN
SFP - Career Tech	55/63685-00-001	MUROC JOINT UNIFIED	KERN
SFP - Career Tech	55/66266-00-006	NAPA VALLEY UNIFIED	NAPA
SFP - Career Tech	55/66266-00-005	NAPA VALLEY UNIFIED	NAPA
SFP - Career Tech	55/65417-00-002	NOVATO UNIFIED	MARIN
SFP - Career Tech	59/61259-00-002	OAKLAND UNIFIED	ALAMEDA
SFP - Career Tech	59/72546-00-008	OXNARD UNION HIGH	VENTURA
SFP - Career Tech	55/67173-00-001	PALM SPRINGS UNIFIED	RIVERSIDE
SFP - Career Tech	55/67207-00-005	PERRIS UNION HIGH	RIVERSIDE
SFP - Career Tech	55/67207-00-004	PERRIS UNION HIGH	RIVERSIDE
SFP - Career Tech	55/71639-00-002	RED BLUFF JOINT UNION HIGH	TEHAMA
SFP - Career Tech	59/68338-00-015	SAN DIEGO UNIFIED	SAN DIEGO
SFP - Career Tech	59/68338-00-010	SAN DIEGO UNIFIED	SAN DIEGO
SFP - Career Tech	55/68338-06-001	SAN DIEGO UNIFIED	SAN DIEGO
SFP - Career Tech	59/68478-13-002	SAN FRANCISCO UNIFIED	SAN FRANCISCO
SFP - Career Tech	59/67447-00-003	SAN JUAN UNIFIED	SACRAMENTO
SFP - Career Tech	55/69807-00-003	SAN LORENZO VALLEY UNIFIED	SANTA CRUZ
SFP - Career Tech	55/69807-00-002	SAN LORENZO VALLEY UNIFIED	SANTA CRUZ
SFP - Career Tech	55/76455-00-001	SCOTT VALLEY UNIFIED	SISKIYOU
SFP - Career Tech	59/66068-00-002	SOUTH MONTEREY COUNTY HIGH	MONTEREY
SFP - Career Tech	55/66944-00-003	TAHOE-TRUCKEE UNIFIED	PLACER
SFP - Career Tech	55/65060-00-006	TORRANCE UNIFIED	LOS ANGELES
SFP - Career Tech	55/75242-02-002	VAL VERDE UNIFIED	RIVERSIDE
SFP - Career Tech	59/72694-00-002	WASHINGTON UNIFIED	YOLO
SFP - Career Tech	55/65136-00-002	WILLIAM S. HART UNION HIGH	LOS ANGELES
SFP - Career Tech	55/76869-00-004	WISEBURN UNIFIED	LOS ANGELES
SFP - Career Tech	55/76869-00-003	WISEBURN UNIFIED	LOS ANGELES
SFP - Career Tech	55/76869-00-002	WISEBURN UNIFIED	LOS ANGELES
SFP - Career Tech	55/76869-00-001	WISEBURN UNIFIED	LOS ANGELES
SFP - Charter Schools	54/67991-00-003	CAJON VALLEY UNION ELEMENTARY	SAN DIEGO
SFP - Charter Schools	54/67991-00-002	CAJON VALLEY UNION ELEMENTARY	SAN DIEGO
SFP - Charter Schools	54/68023-00-002	CHULA VISTA ELEMENTARY	SAN DIEGO
SFP - Charter Schools	54/64733-00-103	LOS ANGELES UNIFIED	LOS ANGELES
SFP - Charter Schools	54/64733-00-102	LOS ANGELES UNIFIED	LOS ANGELES
SFP - Charter Schools	54/61259-13-004	OAKLAND UNIFIED	ALAMEDA
SFP - Charter Schools	54/61259-13-003	OAKLAND UNIFIED	ALAMEDA
SFP - Charter Schools	54/61259-00-004	OAKLAND UNIFIED	ALAMEDA
SFP - Charter Schools	54/75499-00-004	TRACY JOINT UNIFIED	SAN JOAQUIN
SFP - Charter Schools	54/75499-00-003	TRACY JOINT UNIFIED	SAN JOAQUIN

ATTACHMENT A
Approved Consent Items on 9/25/2019

Program	Application Number	District	County
SFP - COS	53/64733-00-421	LOS ANGELES UNIFIED	LOS ANGELES
SFP - Modernization	57/71811-00-003	ALTA VISTA ELEMENTARY	TULARE
SFP - Modernization	57/66423-00-031	ANAHEIM ELEMENTARY	ORANGE
SFP - Modernization	57/66431-00-015	ANAHEIM UNION HIGH	ORANGE
SFP - Modernization	57/64279-00-017	AZUSA UNIFIED	LOS ANGELES
SFP - Modernization	57/63321-00-016	BAKERSFIELD CITY ELEMENTARY	KERN
SFP - Modernization	57/64287-00-000	BALDWIN PARK UNIFIED	LOS ANGELES
SFP - Modernization	57/68858-00-000	BAYSHORE ELEMENTARY	SANTA CLARA
SFP - Modernization	58/70524-00-001	BENICIA UNIFIED	SOLANO
SFP - Modernization	57/63073-00-002	BRAWLEY ELEMENTARY	IMPERIAL
SFP - Modernization	58/69401-00-001	CAMPBELL UNION HIGH	SANTA CLARA
SFP - Modernization	57/62554-00-002	CAPAY JOINT UNION ELEMENTARY	GLENN
SFP - Modernization	57/61150-00-000	CASTRO VALLEY UNIFIED	ALAMEDA
SFP - Modernization	57/62117-00-046	CLOVIS UNIFIED	FRESNO
SFP - Modernization	57/62117-00-045	CLOVIS UNIFIED	FRESNO
SFP - Modernization	57/62117-00-044	CLOVIS UNIFIED	FRESNO
SFP - Modernization	57/62117-00-043	CLOVIS UNIFIED	FRESNO
SFP - Modernization	57/62117-00-042	CLOVIS UNIFIED	FRESNO
SFP - Modernization	57/62117-00-052	CLOVIS UNIFIED	FRESNO
SFP - Modernization	57/62117-00-048	CLOVIS UNIFIED	FRESNO
SFP - Modernization	57/62117-00-047	CLOVIS UNIFIED	FRESNO
SFP - Modernization	57/67686-00-022	COLTON JOINT UNIFIED	SAN BERNARDINO
SFP - Modernization	57/67686-00-021	COLTON JOINT UNIFIED	SAN BERNARDINO
SFP - Modernization	57/67686-00-020	COLTON JOINT UNIFIED	SAN BERNARDINO
SFP - Modernization	57/67686-00-018	COLTON JOINT UNIFIED	SAN BERNARDINO
SFP - Modernization	57/63891-00-000	CORCORAN JOINT UNIFIED	KINGS
SFP - Modernization	57/63891-00-010	CORCORAN JOINT UNIFIED	KINGS
SFP - Modernization	57/63891-00-009	CORCORAN JOINT UNIFIED	KINGS
SFP - Modernization	57/64444-00-012	CULVER CITY UNIFIED	LOS ANGELES
SFP - Modernization	57/64444-00-011	CULVER CITY UNIFIED	LOS ANGELES
SFP - Modernization	57/62745-00-001	CUTTEN ELEMENTARY	HUMBOLDT
SFP - Modernization	57/67058-00-018	DESERT SANDS UNIFIED	RIVERSIDE
SFP - Modernization	57/75531-00-011	DINUBA UNIFIED	TULARE
SFP - Modernization	57/75531-00-010	DINUBA UNIFIED	TULARE
SFP - Modernization	57/75531-00-005	DINUBA UNIFIED	TULARE
SFP - Modernization	57/64451-00-028	DOWNEY UNIFIED	LOS ANGELES
SFP - Modernization	57/67314-00-019	ELK GROVE UNIFIED	SACRAMENTO
SFP - Modernization	58/68098-00-001	ESCONDIDO UNION ELEMENTARY	SAN DIEGO
SFP - Modernization	57/69468-00-016	FREMONT UNION HIGH	SANTA CLARA
SFP - Modernization	57/66522-00-000	GARDEN GROVE UNIFIED	ORANGE
SFP - Modernization	57/68130-00-022	GROSSMONT UNION HIGH	SAN DIEGO
SFP - Modernization	57/63933-00-001	ISLAND UNION ELEMENTARY	KINGS
SFP - Modernization	57/68544-00-001	JEFFERSON ELEMENTARY	SAN JOAQUIN
SFP - Modernization	57/67090-00-008	JURUPA UNIFIED	RIVERSIDE
SFP - Modernization	57/73916-00-001	LAYTONVILLE UNIFIED	MENDOCINO
SFP - Modernization	58/71746-00-002	LEWISTON ELEMENTARY	TRINITY
SFP - Modernization	57/68569-00-015	LINCOLN UNIFIED	SAN JOAQUIN
SFP - Modernization	57/68569-00-014	LINCOLN UNIFIED	SAN JOAQUIN
SFP - Modernization	57/68569-00-013	LINCOLN UNIFIED	SAN JOAQUIN
SFP - Modernization	57/71993-00-008	LINDSAY UNIFIED	TULARE
SFP - Modernization	57/71993-00-007	LINDSAY UNIFIED	TULARE
SFP - Modernization	57/71993-00-006	LINDSAY UNIFIED	TULARE
SFP - Modernization	57/64725-00-021	LONG BEACH UNIFIED	LOS ANGELES
SFP - Modernization	57/64725-00-020	LONG BEACH UNIFIED	LOS ANGELES
SFP - Modernization	57/64725-00-019	LONG BEACH UNIFIED	LOS ANGELES
SFP - Modernization	58/64733-00-003	LOS ANGELES UNIFIED	LOS ANGELES
SFP - Modernization	58/68759-00-002	LUCIA MAR UNIFIED	SAN LUIS OBISPO
SFP - Modernization	57/68593-00-000	MANTECA UNIFIED	SAN JOAQUIN
SFP - Modernization	57/61499-00-004	MANZANITA ELEMENTARY	BUTTE
SFP - Modernization	58/63610-00-002	MAPLE ELEMENTARY	KERN
SFP - Modernization	57/73908-00-006	MCFARLAND UNIFIED	KERN
SFP - Modernization	57/65391-00-009	MILL VALLEY ELEMENTARY	MARIN
SFP - Modernization	58/66092-00-006	MONTEREY PENINSULA UNIFIED	MONTEREY
SFP - Modernization	58/63685-00-001	MUROC JOINT UNIFIED	KERN
SFP - Modernization	57/75283-00-003	NATOMAS UNIFIED	SACRAMENTO
SFP - Modernization	57/66597-00-040	NEWPORT-MESA UNIFIED	ORANGE
SFP - Modernization	57/66597-00-038	NEWPORT-MESA UNIFIED	ORANGE
SFP - Modernization	57/66597-00-037	NEWPORT-MESA UNIFIED	ORANGE
SFP - Modernization	57/72538-00-026	OXNARD ELEMENTARY	VENTURA
SFP - Modernization	57/67173-00-009	PALM SPRINGS UNIFIED	RIVERSIDE
SFP - Modernization	57/69641-00-000	PALO ALTO UNIFIED	SANTA CLARA
SFP - Modernization	57/63362-00-005	PANAMA-BUENA VISTA UNION	KERN
SFP - Modernization	57/63990-00-000	PIONEER UNION ELEMENTARY	KINGS
SFP - Modernization	58/72041-00-001	PIXLEY UNION ELEMENTARY	TULARE
SFP - Modernization	58/62638-00-001	PLAZA ELEMENTARY	GLENN

WITHDRAWN

ATTACHMENT A
Approved Consent Items on 9/25/2019

Program	Application Number	District	County
SFP - Modernization	57/64907-00-027	POMONA UNIFIED	LOS ANGELES
SFP - Modernization	57/64907-00-026	POMONA UNIFIED	LOS ANGELES
SFP - Modernization	57/68650-00-003	RIPON UNIFIED	SAN JOAQUIN
SFP - Modernization	58/66928-00-001	ROSEVILLE JOINT UNION HIGH	PLACER
SFP - Modernization	57/68346-00-000	SAN DIEGUITO UNION HIGH	SAN DIEGO
SFP - Modernization	57/68346-00-006	SAN DIEGUITO UNION HIGH	SAN DIEGO
SFP - Modernization	57/68478-26-005	SAN FRANCISCO UNIFIED	SAN FRANCISCO
SFP - Modernization	57/68478-00-057	SAN FRANCISCO UNIFIED	SAN FRANCISCO
SFP - Modernization	57/68478-00-056	SAN FRANCISCO UNIFIED	SAN FRANCISCO
SFP - Modernization	57/68478-00-055	SAN FRANCISCO UNIFIED	SAN FRANCISCO
SFP - Modernization	57/68478-00-054	SAN FRANCISCO UNIFIED	SAN FRANCISCO
SFP - Modernization	57/68478-00-053	SAN FRANCISCO UNIFIED	SAN FRANCISCO
SFP - Modernization	57/68478-00-052	SAN FRANCISCO UNIFIED	SAN FRANCISCO
SFP - Modernization	57/68478-00-051	SAN FRANCISCO UNIFIED	SAN FRANCISCO
SFP - Modernization	57/62414-00-014	SANGER UNIFIED	FRESNO
SFP - Modernization	57/76786-00-007	SANTA BARBARA UNIFIED	SANTA BARBARA
SFP - Modernization	57/72603-00-033	SIMI VALLEY UNIFIED	VENTURA
SFP - Modernization	57/10488-00-022	SOLANO COUNTY OFFICE OF EDUCATION	SOLANO
SFP - Modernization	57/68676-00-000	STOCKTON UNIFIED	SAN JOAQUIN
SFP - Modernization	57/68676-00-038	STOCKTON UNIFIED	SAN JOAQUIN
SFP - Modernization	57/63800-00-006	TAFT CITY ELEMENTARY	KERN
SFP - Modernization	57/63800-00-005	TAFT CITY ELEMENTARY	KERN
SFP - Modernization	57/72207-00-002	THREE RIVERS UNION ELEMENTARY	TULARE
SFP - Modernization	57/76505-00-041	TWIN RIVERS UNIFIED	SACRAMENTO
SFP - Modernization	57/72652-00-000	VENTURA UNIFIED	VENTURA
SFP - Modernization	57/72256-00-021	VISALIA UNIFIED	TULARE
SFP - Modernization	58/63859-00-001	WASCO UNION HIGH	KERN
SFP - Modernization	58/72769-00-001	WHEATLAND UNION HIGH	YUBA
SFP - Modernization	57/72702-00-006	WINTERS JOINT UNIFIED	YOLO
SFP - Modernization	57/76794-00-002	WOODLAKE UNIFIED	TULARE
SFP - New Construction	50/67587-00-016	ADELANTO ELEMENTARY	SAN BERNARDINO
SFP - New Construction	50/65961-00-009	ALISAL UNION	MONTEREY
SFP - New Construction	51/66431-00-001	ANAHEIM UNION HIGH	ORANGE
SFP - New Construction	50/64279-00-001	AZUSA UNIFIED	LOS ANGELES
SFP - New Construction	50/64279-00-000	AZUSA UNIFIED	LOS ANGELES
SFP - New Construction	50/63321-00-000	BAKERSFIELD CITY ELEMENTARY	KERN
SFP - New Construction	51/64311-00-006	BEVERLY HILLS UNIFIED	LOS ANGELES
SFP - New Construction	50/63073-00-001	BRAWLEY ELEMENTARY	IMPERIAL
SFP - New Construction	50/68882-00-000	BURLINGAME ELEMENTARY	SAN MATEO
SFP - New Construction	50/68882-00-003	BURLINGAME ELEMENTARY	SAN MATEO
SFP - New Construction	50/66464-00-000	CAPISTRANO UNIFIED	ORANGE
SFP - New Construction	50/66464-00-020	CAPISTRANO UNIFIED	ORANGE
SFP - New Construction	50/73965-00-018	CENTRAL UNIFIED	FRESNO
SFP - New Construction	50/67652-00-019	CHAFFEY JOINT UNION HIGH	SAN BERNARDINO
SFP - New Construction	50/67652-00-018	CHAFFEY JOINT UNION HIGH	SAN BERNARDINO
SFP - New Construction	50/67652-00-017	CHAFFEY JOINT UNION HIGH	SAN BERNARDINO
SFP - New Construction	50/67652-00-016	CHAFFEY JOINT UNION HIGH	SAN BERNARDINO
SFP - New Construction	50/62117-00-021	CLOVIS UNIFIED	FRESNO
SFP - New Construction	50/62117-00-020	CLOVIS UNIFIED	FRESNO
SFP - New Construction	50/71860-00-000	CUTLER-OROSI JOINT UNIFIED	TULARE
SFP - New Construction	50/64451-00-012	DOWNEY UNIFIED	LOS ANGELES
SFP - New Construction	50/75093-00-010	DUBLIN UNIFIED	ALAMEDA
SFP - New Construction	50/63438-00-000	EDISON ELEMENTARY	KERN
SFP - New Construction	50/67314-00-044	ELK GROVE UNIFIED	SACRAMENTO
SFP - New Construction	50/67702-00-000	ETIWANDA ELEMENTARY	SAN BERNARDINO
SFP - New Construction	50/67702-00-015	ETIWANDA ELEMENTARY	SAN BERNARDINO
SFP - New Construction	50/67702-00-014	ETIWANDA ELEMENTARY	SAN BERNARDINO
SFP - New Construction	50/75325-00-005	FARMERSVILLE UNIFIED	TULARE
SFP - New Construction	50/61176-00-008	FREMONT UNIFIED	ALAMEDA
SFP - New Construction	50/61176-00-006	FREMONT UNIFIED	ALAMEDA
SFP - New Construction	50/61176-00-005	FREMONT UNIFIED	ALAMEDA
SFP - New Construction	50/69468-04-001	FREMONT UNION HIGH	SANTA CLARA
SFP - New Construction	50/62166-08-001	FRESNO UNIFIED	FRESNO
SFP - New Construction	50/68130-12-008	GROSSMONT UNION HIGH	SAN DIEGO
SFP - New Construction	50/68130-12-007	GROSSMONT UNION HIGH	SAN DIEGO
SFP - New Construction	50/69203-00-000	GUADALUPE UNION ELEMENTARY	SANTA BARBARA
SFP - New Construction	50/10132-02-000	IMPERIAL COUNTY OFFICE OF EDUCATION	IMPERIAL
SFP - New Construction	50/10132-01-000	IMPERIAL COUNTY OFFICE OF EDUCATION	IMPERIAL
SFP - New Construction	50/73650-00-027	IRVINE UNIFIED	ORANGE
SFP - New Construction	50/73650-00-026	IRVINE UNIFIED	ORANGE
SFP - New Construction	50/73650-00-025	IRVINE UNIFIED	ORANGE
SFP - New Construction	50/73650-00-024	IRVINE UNIFIED	ORANGE
SFP - New Construction	50/73650-00-023	IRVINE UNIFIED	ORANGE
SFP - New Construction	50/73650-00-022	IRVINE UNIFIED	ORANGE
SFP - New Construction	50/73650-00-021	IRVINE UNIFIED	ORANGE

ATTACHMENT A
Approved Consent Items on 9/25/2019

Program	Application Number	District	County
SFP - New Construction	50/65334-00-000	KENTFIELD ELEMENTARY	MARIN
SFP - New Construction	50/73999-00-000	KERMAN UNIFIED	FRESNO
SFP - New Construction	50/73999-00-008	KERMAN UNIFIED	FRESNO
SFP - New Construction	51/62901-00-016	KLAMATH-TRINITY JOINT UNIFIED	HUMBOLDT
SFP - New Construction	51/62901-00-015	KLAMATH-TRINITY JOINT UNIFIED	HUMBOLDT
SFP - New Construction	51/62901-00-013	KLAMATH-TRINITY JOINT UNIFIED	HUMBOLDT
SFP - New Construction	51/62901-00-008	KLAMATH-TRINITY JOINT UNIFIED	HUMBOLDT
SFP - New Construction	51/62901-00-004	KLAMATH-TRINITY JOINT UNIFIED	HUMBOLDT
SFP - New Construction	50/63560-00-000	LAMONT ELEMENTARY	KERN
SFP - New Construction	50/65367-00-001	LARKSPUR-CORTE MADERA	MARIN
SFP - New Construction	50/71985-00-003	LIBERTY ELEMENTARY	TULARE
SFP - New Construction	50/61721-00-000	LIBERTY UNION HIGH	CONTRA COSTA
SFP - New Construction	50/61721-00-006	LIBERTY UNION HIGH	CONTRA COSTA
SFP - New Construction	50/71993-00-000	LINDSAY UNIFIED	TULARE
SFP - New Construction	50/65755-00-009	LOS BANOS UNIFIED	MERCED
SFP - New Construction	50/65243-00-010	MADERA UNIFIED	MADERA
SFP - New Construction	50/65243-00-000	MADERA UNIFIED	MADERA
SFP - New Construction	50/61499-00-002	MANZANITA ELEMENTARY	BUTTE
SFP - New Construction	50/73908-00-010	MCFARLAND UNIFIED	KERN
SFP - New Construction	50/65771-00-020	MERCED CITY ELEMENTARY	MERCED
SFP - New Construction	50/65771-00-019	MERCED CITY ELEMENTARY	MERCED
SFP - New Construction	50/65771-00-018	MERCED CITY ELEMENTARY	MERCED
SFP - New Construction	50/65771-00-017	MERCED CITY ELEMENTARY	MERCED
SFP - New Construction	50/10272-00-011	MONTEREY COUNTY OFFICE OF EDUCATION	MONTEREY
SFP - New Construction	51/63685-00-001	MUROC JOINT UNIFIED	KERN
SFP - New Construction	50/75283-00-016	NATOMAS UNIFIED	SACRAMENTO
SFP - New Construction	50/64832-00-006	NEWHALL ELEMENTARY	LOS ANGELES
SFP - New Construction	50/64832-00-005	NEWHALL ELEMENTARY	LOS ANGELES
SFP - New Construction	50/61259-50-002	OAKLAND UNIFIED	ALAMEDA
SFP - New Construction	50/72538-00-011	OXNARD ELEMENTARY	VENTURA
SFP - New Construction	50/72546-00-001	OXNARD UNION HIGH	VENTURA
SFP - New Construction	50/67173-00-013	PALM SPRINGS UNIFIED	RIVERSIDE
SFP - New Construction	50/67173-00-004	PALM SPRINGS UNIFIED	RIVERSIDE
SFP - New Construction	50/63362-00-000	PANAMA-BUENA VISTA UNION	KERN
SFP - New Construction	50/63362-00-040	PANAMA-BUENA VISTA UNION	KERN
SFP - New Construction	50/72041-00-000	PIXLEY UNION ELEMENTARY	TULARE
SFP - New Construction	50/62638-00-002	PLAZA ELEMENTARY	GLENN
SFP - New Construction	50/68650-00-006	RIPON UNIFIED	SAN JOAQUIN
SFP - New Construction	50/75408-00-001	RIVERDALE JOINT UNIFIED	FRESNO
SFP - New Construction	50/67215-00-000	RIVERSIDE UNIFIED	RIVERSIDE
SFP - New Construction	50/67215-00-028	RIVERSIDE UNIFIED	RIVERSIDE
SFP - New Construction	50/67215-00-027	RIVERSIDE UNIFIED	RIVERSIDE
SFP - New Construction	50/67215-00-026	RIVERSIDE UNIFIED	RIVERSIDE
SFP - New Construction	50/75002-00-002	ROSS VALLEY	MARIN
SFP - New Construction	50/10363-03-032	SAN BERNARDINO COUNTY OFFICE OF EDUCATION	SAN BERNARDINO
SFP - New Construction	50/68346-00-004	SAN DIEGUITO UNION HIGH	SAN DIEGO
SFP - New Construction	50/62414-00-015	SANGER UNIFIED	FRESNO
SFP - New Construction	50/10439-00-005	SANTA CLARA COUNTY OFFICE OF EDUCATION	SANTA CLARA
SFP - New Construction	50/69310-00-006	SANTA MARIA JOINT UNION HIGH	SANTA BARBARA
SFP - New Construction	50/69120-00-019	SANTA MARIA-BONITA	SANTA BARBARA
SFP - New Construction	50/69120-00-018	SANTA MARIA-BONITA	SANTA BARBARA
SFP - New Construction	50/69062-01-006	SEQUOIA UNION HIGH	SAN MATEO
SFP - New Construction	50/65045-00-010	SULPHUR SPRINGS UNION ELEMENTARY	LOS ANGELES
SFP - New Construction	50/72223-00-000	TRAVER JOINT ELEMENTARY	TULARE
SFP - New Construction	50/67918-00-010	VICTOR ELEMENTARY	SAN BERNARDINO
SFP - New Construction	50/72256-00-028	VISALIA UNIFIED	TULARE
SFP - New Construction	50/62513-00-000	WASHINGTON COLONY ELEMENTARY	FRESNO
SFP - New Construction	50/62513-00-001	WASHINGTON COLONY ELEMENTARY	FRESNO
SFP - New Construction	50/65110-00-000	WHITTIER CITY	LOS ANGELES
SFP - New Construction	50/65110-00-010	WHITTIER CITY	LOS ANGELES
SFP - New Construction	50/65110-00-009	WHITTIER CITY	LOS ANGELES
SFP - Overcrowding Relief Grant	56/64733-00-007	LOS ANGELES UNIFIED	LOS ANGELES
SFP - Overcrowding Relief Grant	56/66670-00-012	SANTA ANA UNIFIED	ORANGE

WITHDRAWN

EXECUTIVE OFFICER STATEMENT
State Allocation Board Meeting, October 23, 2019

ASSEMBLY BILL (AB) 48

Governor Gavin Newsom signed AB 48 on Monday, October 7, 2019. This bill, authored by Assembly Member Patrick O'Donnell and Senator Steve Glazer, will provide \$15 billion to construct and modernize education facilities; that includes \$9 billion for the School Facilities Program.

The following summarizes the breakdown of the allocation amounts that pertain to the School Facility Program

- \$2.8 billion for the new construction of school facilities,
- \$5.2 billion for the modernization of existing school facilities,
- \$500 million to provide school facilities to charter schools; and
- \$500 million for facilities for career technical education programs.

Staff will be monitoring the voting results for AB 48 at the March 3, 2020 statewide primary election.

PRIORITY FUNDING APPORTIONMENTS

At the September 25, 2019 meeting, the Board approved \$771.7 million in priority funding apportionments for 193 projects representing 106 school districts. Of these projects, applicants that are required to submit a *Fund Release Authorization* (Form SAB 50-05) containing an original signature of an Authorized District Representative must do so by the close of business on **Tuesday, December 24, 2019** to the Office of Public School Construction (OPSC).

For CTEFP projects that were approved as a reservation of funds, the school districts have 12 months from the Apportionment date to submit the required California Department of Education and/or Division of the State Architect approvals to OPSC, which is **September 24, 2020**. If an applicant does not submit the required approvals the project will be rescinded without further Board action. Once the required documents are submitted, the applicant has 90 days to submit a valid Form SAB 50-05 to OPSC.

As of October 15, 2019, fund releases for a total of \$173.33 million which included six projects that did not require a Form SAB 50-05 and 42 of the required 188 Forms SAB 50-05 are currently being processed.

If an applicant does not submit a valid fund release request by close of business **December 24, 2019**, the project will be given an occurrence and will receive a new Unfunded Approval date of December 24, 2019. If a second occurrence is received, the project will be rescinded without further action by the Board.

FULL-DAY KINDERGARTEN FACILITIES GRANT PROGRAM (FDKFGP) REGULATION AMENDMENTS

OPSC recently held two FDKFGP Stakeholder meetings to discuss amendments needed to the existing program as a result of Senate Bill 75, Chapter 51, Statutes of 2019. Staff developed and presented proposed amendments and solicited feedback at stakeholder meetings both held in Sacramento on September 26, 2019 and October 9, 2019. The proposed amendments are included in today's agenda for the Board's approval.

SIXTH CAREER TECHNICAL EDUCATION FACILITIES PROGRAM (CTEFP) FILING ROUND IS OPEN

OPSC would like to remind everyone that the Sixth CTEFP Filing Round is open. CTE Grant Applications are due to the California Department of Education (CDE) on or before December 2, 2019. The *Application for Career Technical Education Funding* (Form SAB 50-10) is due to OPSC on or before April 6, 2020.

CDE will be providing scores *on a flow basis*. OPSC encourages all applicants with projects with a score of 105, or higher, to submit the Form SAB 50-10 immediately upon receipt of the CDE's score letter for the project.

OPSC Online is available for all applicants to complete the Form SAB 50-10. Once the score is known, it can then be entered into OPSC Online and the application can be electronically submitted to OPSC immediately.

For applicants that would like more information on how to submit the grant application to CDE, below is a link to a prior webinar on the application process. In addition, CDE and OPSC will jointly host a CTEFP application workshop in early November 2019 (date and time will be confirmed soon).

CDE Webinar: <https://tinyurl.com/y4fva8wy>

NEXT STATE ALLOCATION BOARD MEETING

The next meeting is scheduled for Monday, December 9, 2019 at 2:00 pm.

State of California
State Allocation Board
School Facility Program

This Resolution of the State Allocation Board (hereafter referred to as the "Board") is applicable to the appropriate sections of the Education Code and is described and filed in the office of the Executive Officer and will be made available to all interested parties as the Resolution pertains to the documents attached hereto. Said documents were acted upon by the Board at its meeting on October 23, 2019.

WHEREAS, the Board has previously approved or determined to be approvable a number of projects for construction or modernization eligibility of facilities for school districts and is making apportionments and/or unfunded approvals for the grant amounts for projects that meet the Board's criteria for the apportionment of grants pursuant to Education Code Sections 17072.10, 17078.52, 17078.70, 17079 or 17074.10 or Board Regulations 1859.81.1 or 1859.83;

WHEREAS, Treasury Regulations Section 1.150-2 require the State (on whose behalf the Board is acting) to declare its reasonable intent to provide grant funding to school districts, in accordance with Board policy and law, for costs of the projects with proceeds of State bonds;

NOW THEREFORE, BE IT RESOLVED:

1. This Resolution is adopted by the Board for the purposes of establishing compliance with Treasury Regulations Section 1.150-2, and this Resolution does not bind the Board to make any additional apportionment, or bind the State to incur any indebtedness.
2. The Board anticipates that some or all of the school districts listed on the list of "Projects" referred to in this Resolution will pay certain capital expenditures in connection with some or all of the project costs prior to the issuance of bonds by the State to pay for the grants for the projects. The reimbursement of such costs is consistent with the State's budgetary and financial circumstances, and in accordance with Board policy, as no other funds or accounts of the State have been budgeted or are available to pay the costs of the projects on either a short-term or a long-term basis.
3. The Board, acting on behalf of the State, hereby declares that it is the State's official intent to use proceeds of general obligation bonds that may become available for such purpose, consistent with the requirements of law that are in effect at the time the funds are available, to provide grants in accordance with applicable laws and regulations.
4. This Resolution shall be continuously available for inspection by the general public during normal business hours at the offices of the Board at 707 3rd Street, West Sacramento, California, commencing within one week after the date of enactment of this Resolution.
5. Any eligibility determination does not constitute a commitment of future funding by the Board.

I, the undersigned, duly authorized as the Executive Officer of the State Allocation Board, do hereby certify the foregoing to be true and correct, and that this Resolution was adopted at a meeting of said Board on October 23, 2019 at Sacramento, California.



Lisa Silverman
Executive Officer
State Allocation Board

REPORT OF THE EXECUTIVE OFFICER
State Allocation Board Meeting, October 23, 2019

SCHOOL FACILITY PROGRAM

PURPOSE OF REPORT

To present the Districts' requests for School Facility Program (SFP) eligibility approval.

DESCRIPTION

The school districts shown in the following sections have complied with State Allocation Board (Board) regulations regarding new construction or modernization eligibility determinations for the projects listed.

RECOMMENDATIONS

1. Approve the eligibility determinations for the districts/projects shown on the Attachment.
2. Provide that this approval of eligibility determination for the districts/projects listed does not constitute a commitment for future funding by the Board.
3. For purposes of any application for funding, provide that the district must comply with all requirements of law and regulations pertaining to the SFP.

ELIGIBILITY APPROVALS
NEW CONSTRUCTION

<u>District</u>	<u>School Name</u>	<u>County</u>	<u>Application Number</u> <u>50/</u>	<u>Justification Document</u> <u>Date</u>	<u>K-6</u>	<u>Site Baseline Eligibility</u>			<u>Severe</u>
						<u>7-8</u>	<u>9-12</u>	<u>Non Severe</u>	
Alview-Dairyland Union Elementary	Districtwide	Madera	65177-00-000	5/31/2018	102	4	0	0	0

ELIGIBILITY APPROVALS
MODERNIZATION

<u>District</u>	<u>School Name</u>	<u>County</u>	<u>Application Number</u> <u>57/</u>	<u>Justification Document</u> <u>Date</u>	<u>K-6</u>	<u>7-8</u>	<u>Site Baseline Eligibility</u>			<u>Severe</u>
							<u>9-12</u>	<u>Non Severe</u>		
Saddleback Valley Unified	Cielo Vista Elementary	Orange	73635-00-000	08/30/2019	731	0	0	28	0	
Saddleback Valley Unified	Trabuco Mesa Elementary	Orange	73635-00-000	08/30/2019	599	0	0	0	0	
Saugus Union Elementary	Charles Helmers Elementary	Los Angeles	64998-00-000	09/03/2019	600	0	0	0	0	
Saugus Union Elementary	Foster (James) Elementary	Los Angeles	64998-00-000	09/03/2019	603	0	0	0	0	

REPORT OF THE EXECUTIVE OFFICER
State Allocation Board Meeting, October 23, 2019

SCHOOL FACILITY PROGRAM

PURPOSE OF REPORT

To adjust the baseline eligibility for new construction and modernization projects under the Leroy F. Greene School Facilities Act of 1998.

DESCRIPTION

The districts listed on Attachment A have received eligibility approval for new construction. There has been a change in their baseline in accordance with the California Code of Regulations relating to the Leroy F. Greene School Facilities Act of 1998, Section 1859.51.

The districts listed on Attachment B have received eligibility approval for modernization. There has been a change in their baseline in accordance with the California Code of Regulations relating to the Leroy F. Greene School Facilities Act of 1998, Section 1859.61.

RECOMMENDATIONS

1. Approve an adjustment to the new construction eligibility baseline determination as shown on Attachment A.
2. Approve an adjustment to the modernization eligibility baseline determination as shown on Attachment B.
3. Provide that this approval of adjusted eligibility determination does not constitute a commitment for future funding by the State Allocation Board.

KEY TO ADJUSTMENTS:**NEW CONSTRUCTION ONLY:**

- (a) Reduced by the number of pupils provided grants in a new construction School Facility Program (SFP) project and by the number of pupils that received a Preliminary Apportionment pursuant to Section 1859.140 or a Preliminary Charter School Apportionment pursuant to Regulation Section 1859.162.2.
- (b) Reduced by the number of pupils housed, based on the loading standards pursuant to Ed. Code Section 17071.25(a)(2)(A), in a new construction LPP project funded under the provisions of the LPP pursuant to Regulation Section 1859.12 or 1859.13.
- (c) Reduced by the number of pupils housed in additional classrooms constructed or purchased based on the loading standards, pursuant to Ed. Code Section 17071.25(a)(2)(A), in a modernization SFP project.
- (d) Adjusted as a result of audit findings made pursuant to Regulation Sections 1859.90 and 1859.105.
- (e) Increased/decreased by changes in projected enrollment in subsequent enrollment reporting years, except as provided in (j) below.
- (f) Adjusted as a result of errors or omissions by the district or by the Office of Public School Construction (OPSC).
- (g) Adjusted as result of amendments to the SFP Regulations that affect the eligibility.
- (h) Increased by the number of pupils eligible for grants pursuant to Regulation Section 1859.82(a).
- (i) Reduced by the number of pupils housed in classrooms provided after the baseline eligibility was determined by the State Allocation Board, with 12 exceptions at Regulation Section 1859.51(i).
- (j) For Small School Districts, following a 3-year period after the district's eligibility was approved by the Board, decreased by any reduction in projected enrollment, and by any increase in pupils in the latest CDE operational grant report per Ed. Code Sec. 42268.
- (k) Adjusted for any changes in classroom inventory as a result of a reorganization election.
- (l) For classroom loading standards adopted by the Board for non-severely and severely disabled individuals with exceptional needs.
- (m) As directed by the SAB due to finding a Material Inaccuracy pursuant to Section 1859.104.1.
- (n) Increased by the number of pupils that received a Preliminary Apportionment that was rescinded pursuant to Section 1859.148 or a Preliminary Charter School Apportionment that was rescinded pursuant to Section 1859.166.
- (o) Adjusted for operational grant changes as determined/provided by the California Department of Education.
- (p) For High School Attendance Area (HSAA) districts with Preliminary Apportionments within the 2002 or 2004 Critically Overcrowded School Facilities Account, adjusted in accordance with Regulation Section 1859.51(p)(1), (2), or (3).
- (q) Adjusted by the difference between the Alternative Enrollment Projection for the current enrollment reporting year and the projected enrollment determined pursuant to Section 1859.42 for the current enrollment reporting year, or by the eligibility remaining from this calculation that can no longer be utilized if the funds made available pursuant to EC Section 17071.75(a)(1)(A) have been exhausted.
- (r) Adjusted per Ed. Code Sec. 17071.75(b)(2) by the number of pupils housed, based on the loading standards per Ed. Code Sec. 17071.25(a)(2)(A), in any classroom(s) where title was relinquished to the School District receiving the transferred classrooms.

MODERNIZATION ONLY:

- (a) Reduced by the number of pupils provided grants in a modernization SFP project or CSFP Rehabilitation project at the specific site.
- (b) Reduced by the number of pupils housed, based on the loading standard pursuant to EC Section 17071.25(a)(2), in a modernization LPP project funded under the LPP pursuant to Regulation Section 1859.14 and 1859.15.
- (c) Increased by changes in projected enrollment in subsequent enrollment reporting years.
- (d) (1) Increased for additional facilities not previously modernized with State funds, that become 25 years old, if permanent, or 20 years old, if portable or, (2) as a result of audit findings made pursuant to Regulation Sections 1859.90 and 1859.105.
- (e) Adjusted as a result of errors or omissions by the district or by the OPSC.
- (f) Adjusted as result of amendments to the Subgroup 5.5 Regulations that affect the eligibility.
- (g) For classroom loading standards adopted by the Board for non-severely and severely disabled individuals with exceptional needs.
- (h) As directed by the SAB due to finding a Material Inaccuracy pursuant to Regulation Section 1859.104.1.
- (i) Increased for facilities previously modernized with State funds, which qualify for an additional modernization apportionment pursuant to Regulation Section 1859.78.8.
- (j) Adjusted as a result of the Reconfiguration of an existing high school under the Small High School Program.
- (k) Decreased for facilities that were deemed eligible for modernization pursuant to Regulation Sections 1859.60 and 1859.61(d) and subsequently replaced, or will be replaced under a signed contract for construction or acquisition of facilities, in a project funded by the district without participation from the State.
- (l) Adjusted as a result of replaced eligible portables funded with the Overcrowding Relief Grant, per Ed. Code Section 17079 et seq.
- (m) Adjusted as a result of classrooms demolished and replaced pursuant to Regulation Section 1859.82.

State Allocation Board Meeting, October 23, 2019

ATTACHMENT A

District	Attendance Area	County	App. Number 50	Type of Adj.	K-6	7-8	9-12	Non- Severe	Severe
Bayshore Elementary	Districtwide	San Mateo	68858-00-000						
Current Baseline Eligibility					-290	-13	0	0	0
Adjustment Per This Item				e	102	58	0	0	0
Net Baseline Eligibility					-188	45	0	0	0
Central Union High	Districtwide	Imperial	63115-00-000						
Current Baseline Eligibility					0	0	827	27	0
Adjustment Per This Item				e	0	0	-116	-22	0
Adjustment Per This Item				i	0	0	0	-39	0
Net Baseline Eligibility					0	0	711	-34	0
Clay Joint Elementary	Districtwide	Fresno	62109-00-000						
Current Baseline Eligibility					33	2	0	0	0
Adjustment Per This Item				e	54	5	0	0	0
Net Baseline Eligibility					87	7	0	0	0
Clovis Unified	Districtwide	Fresno	62117-00-000						
Current Baseline Eligibility					6,294	1,576	2,435	-50	972
Adjustment Per This Item				c	-25	0	0	0	0
Net Baseline Eligibility					6,269	1,576	2,435	-50	972
Dinuba Unified	Districtwide	Tulare	75531-00-000						
Current Baseline Eligibility					748	130	445	136	9
Adjustment Per This Item				e	223	94	383	228	-9
Net Baseline Eligibility					971	224	828	364	0
Golden Valley Unified	Districtwide	Madera	75580-00-000						
Current Baseline Eligibility					1,251	384	1,076	12	0
Adjustment Per This Item				e	506	-52	-56	12	0
Net Baseline Eligibility					1,757	332	1,020	24	0
Lancaster Elementary	Districtwide	Los Angeles	64667-00-000						
Current Baseline Eligibility					183	287	0	1	235
Adjustment Per This Item				e	497	-491	0	-373	-255
Net Baseline Eligibility					680	-204	0	-372	-20

State Allocation Board Meeting, October 23, 2019

ATTACHMENT A

District	Attendance Area	County	App. Number 50	Type of Adj.	K-6	7-8	9-12	Non- Severe	Severe
Manteca Unified	Districtwide	San Joaquin	68593-00-000						
Current Baseline Eligibility					-785	-262	-1,155	1,467	0
Adjustment Per This Item				c	-25	0	0	0	0
Adjustment Per This Item				e	2,950	524	2,323	-816	147
Net Baseline Eligibility					<u>2,140</u>	<u>262</u>	<u>1,168</u>	<u>651</u>	<u>147</u>
Pioneer Union Elementary	Districtwide	Kings	63990-00-000						
Current Baseline Eligibility					186	85	0	11	0
Adjustment Per This Item				e	-211	-92	0	2	0
Net Baseline Eligibility					<u>-25</u>	<u>-7</u>	<u>0</u>	<u>13</u>	<u>0</u>
Tipton Elementary	Districtwide	Tulare	72215-00-000						
Current Baseline Eligibility					53	62	0	0	0
Adjustment Per This Item				e	-372	-71	0	0	0
Net Baseline Eligibility					<u>-319</u>	<u>-9</u>	<u>0</u>	<u>0</u>	<u>0</u>
Windsor Unified	Districtwide	Sonoma	75358-00-000						
Current Baseline Eligibility					-50	-178	301	48	39
Adjustment Per This Item				e	-511	25	-24	5	-3
Net Baseline Eligibility					<u>-561</u>	<u>-153</u>	<u>277</u>	<u>53</u>	<u>36</u>

State Allocation Board Meeting, October 23, 2019

ATTACHMENT B

District	School Name	County	App. Number 57	Type of Adj.	K-6	7-8	9-12	Non- Severe	Severe
Atwater Elementary	Aileen Colburn Elementary	Merced	65631-00-000						
Current Baseline Eligibility					138	0	0	0	0
Adjustment Per This Item				d1	192	0	0	0	0
Net Baseline Eligibility					<u>330</u>	<u>0</u>	<u>0</u>	<u>0</u>	<u>0</u>
Atwater Elementary	Mitchell Elementary	Merced	65631-00-000						
Current Baseline Eligibility					-9	0	0	12	0
Adjustment Per This Item				c	16	0	0	0	0
Net Baseline Eligibility					<u>7</u>	<u>0</u>	<u>0</u>	<u>12</u>	<u>0</u>
Atwater Elementary	Olaeta (Thomas) Elementary	Merced	65631-00-000						
Current Baseline Eligibility					32	0	0	-3	0
Adjustment Per This Item				c	32	0	0	-10	0
Net Baseline Eligibility					<u>64</u>	<u>0</u>	<u>0</u>	<u>-13</u>	<u>0</u>
Atwater Elementary	Shaffer Elementary	Merced	65631-00-000						
Current Baseline Eligibility					63	0	0	15	0
Adjustment Per This Item				d1	16	0	0	0	0
Net Baseline Eligibility					<u>79</u>	<u>0</u>	<u>0</u>	<u>15</u>	<u>0</u>
Atwater Elementary	Wood (Elmer) Elementary	Merced	65631-00-000						
Current Baseline Eligibility					40	0	0	0	0
Adjustment Per This Item				d1	53	0	0	0	0
Net Baseline Eligibility					<u>93</u>	<u>0</u>	<u>0</u>	<u>0</u>	<u>0</u>
Enterprise Elementary	Mistletoe Elementary	Shasta	69971-00-000						
Current Baseline Eligibility					173	81	0	0	0
Adjustment Per This Item				c	8	0	0	0	0
Adjustment Per This Item				d1	25	0	0	0	0
Net Baseline Eligibility					<u>206</u>	<u>81</u>	<u>0</u>	<u>0</u>	<u>0</u>
Golden Valley Unified	Webster Elementary	Madera	75580-00-000						
Current Baseline Eligibility					0	0	0	0	0
Adjustment Per This Item				d1	173	0	0	2	0
Net Baseline Eligibility					<u>173</u>	<u>0</u>	<u>0</u>	<u>2</u>	<u>0</u>

State Allocation Board Meeting, October 23, 2019

ATTACHMENT B

District	School Name	County	App. Number 57	Type of Adj.	K-6	7-8	9-12	Non- Severe	Severe
Manteca Unified	Lathrop Elementary	San Joaquin	68593-00-000						
	Current Baseline Eligibility				95	148	0	0	0
	Adjustment Per This Item			d1	475	125	0	15	0
	Adjustment Per This Item			e	-95	-148	0	0	0
	Adjustment Per This Item			f	-31	78	0	-24	0
	Adjustment Per This Item			g	88	-203	0	9	0
	Net Baseline Eligibility				<u>532</u>	<u>0</u>	<u>0</u>	<u>0</u>	<u>0</u>
Manteca Unified	Sequoia Elementary	San Joaquin	68593-00-000						
	Current Baseline Eligibility				100	27	0	0	0
	Adjustment Per This Item			d1	450	158	0	0	0
	Net Baseline Eligibility				<u>550</u>	<u>185</u>	<u>0</u>	<u>0</u>	<u>0</u>
Mill Valley Elementary	Edna Maguire Elementary	Marin	65391-00-000						
	Current Baseline Eligibility				50	0	0	0	0
	Adjustment Per This Item			c	30	0	0	0	0
	Net Baseline Eligibility				<u>80</u>	<u>0</u>	<u>0</u>	<u>0</u>	<u>0</u>
Mill Valley Elementary	Mill Valley Middle	Marin	65391-00-000						
	Current Baseline Eligibility				0	132	0	0	0
	Adjustment Per This Item			c	0	103	0	0	0
	Net Baseline Eligibility				<u>0</u>	<u>235</u>	<u>0</u>	<u>0</u>	<u>0</u>
Mill Valley Elementary	Old Mill Elementary	Marin	65391-00-000						
	Current Baseline Eligibility				1	0	0	0	0
	Adjustment Per This Item			c	20	0	0	0	0
	Net Baseline Eligibility				<u>21</u>	<u>0</u>	<u>0</u>	<u>0</u>	<u>0</u>
Sacramento City Unified	American Legion High	Sacramento	67439-00-000						
	Current Baseline Eligibility				0	0	0	0	0
	Adjustment Per This Item			c	0	0	33	0	0
	Net Baseline Eligibility				<u>0</u>	<u>0</u>	<u>33</u>	<u>0</u>	<u>0</u>

State Allocation Board Meeting, October 23, 2019

ATTACHMENT B

District	School Name	County	App. Number 57	Type of Adj.	K-6	7-8	9-12	Non- Severe	Severe
Sacramento City Unified	Bowling Green Elementary	Sacramento	67439-00-000						
	Current Baseline Eligibility				158	0	0	0	10
	Adjustment Per This Item			d1	58	0	0	0	4
	Net Baseline Eligibility				<u>216</u>	<u>0</u>	<u>0</u>	<u>0</u>	<u>14</u>
Sacramento City Unified	Collis P. Huntington Elementary	Sacramento	67439-00-000						
	Current Baseline Eligibility				24	0	0	-21	0
	Adjustment Per This Item			d1	33	0	0	0	0
	Net Baseline Eligibility				<u>57</u>	<u>0</u>	<u>0</u>	<u>-21</u>	<u>0</u>
Sacramento City Unified	Crocker/Riverside Elementary	Sacramento	67439-00-000						
	Current Baseline Eligibility				285	0	0	0	0
	Adjustment Per This Item			c	5	0	0	0	0
	Net Baseline Eligibility				<u>290</u>	<u>0</u>	<u>0</u>	<u>0</u>	<u>0</u>
Sacramento City Unified	Earl Warren Elementary	Sacramento	67439-00-000						
	Current Baseline Eligibility				191	0	0	2	1
	Adjustment Per This Item			c	98	0	0	-2	1
	Net Baseline Eligibility				<u>289</u>	<u>0</u>	<u>0</u>	<u>0</u>	<u>2</u>
Sacramento City Unified	Elder Creek Elementary	Sacramento	67439-00-000						
	Current Baseline Eligibility				210	0	0	-6	-1
	Adjustment Per This Item			c	104	0	0	-6	-1
	Net Baseline Eligibility				<u>314</u>	<u>0</u>	<u>0</u>	<u>-12</u>	<u>-2</u>
Sacramento City Unified	Judah (Theodore) Elementary	Sacramento	67439-00-000						
	Current Baseline Eligibility				79	0	0	0	0
	Adjustment Per This Item			c	46	0	0	5	0
	Net Baseline Eligibility				<u>125</u>	<u>0</u>	<u>0</u>	<u>5</u>	<u>0</u>
Sacramento City Unified	Peter Burnett Elementary	Sacramento	67439-00-000						
	Current Baseline Eligibility				32	0	0	1	0
	Adjustment Per This Item			c	10	0	0	7	9
	Adjustment Per This Item			d1	52	0	0	0	0
	Net Baseline Eligibility				<u>94</u>	<u>0</u>	<u>0</u>	<u>8</u>	<u>9</u>

State Allocation Board Meeting, October 23, 2019

ATTACHMENT B

District	School Name	County	App. Number 57	Type of Adj.	K-6	7-8	9-12	Non- Severe	Severe
Sacramento City Unified	Phoebe A. Hearst Elementary	Sacramento	67439-00-000		81	0	0	0	0
	Current Baseline Eligibility				74	0	0	0	0
	Adjustment Per This Item			c					
	Net Baseline Eligibility				155	0	0	0	0
Sacramento City Unified	Sutterville Elementary	Sacramento	67439-00-000		172	0	0	-7	-6
	Current Baseline Eligibility				28	0	0	-4	1
	Adjustment Per This Item			c					
	Net Baseline Eligibility				200	0	0	-11	-5
Sacramento City Unified	The Met	Sacramento	67439-00-000		0	0	0	0	0
	Current Baseline Eligibility				0	0	36	0	0
	Adjustment Per This Item			c					
	Net Baseline Eligibility				0	0	36	0	0
San Francisco Unified	Lafayette Elementary	San Francisco	68478-00-000		245	0	0	0	0
	Current Baseline Eligibility				5	0	0	13	0
	Adjustment Per This Item			c					
	Net Baseline Eligibility				250	0	0	13	0
San Ramon Valley Unified	Monte Vista High	Contra Costa	61804-00-000		0	0	0	0	0
	Current Baseline Eligibility				0	0	153	1	1
	Adjustment Per This Item			d1					
	Net Baseline Eligibility				0	0	153	1	1
Sanger Unified	Wash (John S.) Elementary	Fresno	62414-00-000		151	0	0	0	0
	Current Baseline Eligibility				9	0	0	0	0
	Adjustment Per This Item			c					
	Net Baseline Eligibility				160	0	0	0	0
Santa Barbara Unified	Adelante Charter	Santa Barbara	76786-00-000		53	0	0	1	0
	Current Baseline Eligibility				22	0	0	0	0
	Adjustment Per This Item			c					
	Net Baseline Eligibility				75	0	0	1	0

State Allocation Board Meeting, October 23, 2019

ATTACHMENT B

District	School Name	County	App. Number 57	Type of Adj.	K-6	7-8	9-12	Non- Severe	Severe
Sweetwater Union High	Bonita Vista High	San Diego	68411-00-000						
Current Baseline Eligibility					0	0	474	7	11
Adjustment Per This Item				d1	0	0	305	4	7
Net Baseline Eligibility					<u>0</u>	<u>0</u>	<u>779</u>	<u>11</u>	<u>18</u>
Sweetwater Union High	Chula Vista Senior High	San Diego	68411-00-000						
Current Baseline Eligibility					0	0	-434	168	6
Adjustment Per This Item				c	0	0	209	19	7
Net Baseline Eligibility					<u>0</u>	<u>0</u>	<u>-225</u>	<u>187</u>	<u>13</u>
Sweetwater Union High	Southwest Junior High	San Diego	68411-00-000						
Current Baseline Eligibility					0	-624	0	25	4
Adjustment Per This Item				c	0	49	0	11	-3
Net Baseline Eligibility					<u>0</u>	<u>-575</u>	<u>0</u>	<u>36</u>	<u>1</u>
Sweetwater Union High	Southwest Senior High	San Diego	68411-00-000						
Current Baseline Eligibility					0	0	-208	8	3
Adjustment Per This Item				d1	0	0	347	10	3
Net Baseline Eligibility					<u>0</u>	<u>0</u>	<u>139</u>	<u>18</u>	<u>6</u>

REPORT OF THE EXECUTIVE OFFICER
State Allocation Board Meeting, October 23, 2019

SCHOOL FACILITY PROGRAM UNFUNDED APPROVALS
(Lack of AB 55 Loans)

PURPOSE OF REPORT

To present to the State Allocation Board (Board) a list of School Facility Program (SFP) applications for unfunded approval.

DESCRIPTION

At the January 2019 Board meeting, the Board elected to provide an increase adjustment of 5.45 percent to SFP projects for calendar year 2019. The projects listed on the Attachment reflect the Board's action of the adoption of the 5.45 percent increase based on the RS Means Construction Cost Index. In addition, the project applications represent SFP New Construction, Modernization, Charter School and Overcrowding Relief Grant projects in date order of a complete application being received by the Office of Public School Construction (OPSC).

AUTHORITY

SFP Regulation Section 1859.2 defines an Unfunded List (Lack of AB 55 Loans) as an information list of unfunded projects that was created due to the State's inability to provide interim financing from the Pooled Money Investment Account (AB 55 loans) to fund school construction projects as declared in the Department of Finance Budget Letter #33 issued on December 18, 2008.

SFP Regulation Section 1859.95 states:

"When the Board has no funds to apportion ..., the Board will also accept and process applications for apportionment for purposes of developing an Unfunded List based on the date the application is ready for Apportionment, with the exception of New Construction funding applications that utilize eligibility generated by the Alternative Enrollment Projection.

An application for funding included on an Unfunded List is eligible for reimbursement subject to adjustments in the New Construction Grants amount pursuant to Section 1859.77."

BACKGROUND

At the March 11, 2009 SAB meeting, the Board requested that Staff continue to process applications to the Board for unfunded approval, up to the bonding authority. The Attachment reflects applications being presented for unfunded approval, including SFP modernization and new construction projects in date order of a complete application being received by the OPSC. The list also includes health and safety facility hardship applications for funding that have been processed and are ready for approval regardless of received date. The unfunded approval of the applications as reflected on the Attachment does not constitute a guarantee of future funding.

RECOMMENDATIONS

1. Approve the SFP applications as presented on the Attachment.
2. Provide that these unfunded approvals do not constitute a guarantee of future funding.

ATTACHMENT
 UNFUNDED APPROVALS
 (Lack of AB 55 Loans)
 State Allocation Board Meeting, October 23, 2019

County	District	School Site	Application Number	Received Date	Grant Amount
SAN MATEO	BURLINGAME ELEMENTARY	HOOVER	50/68882-00-004	8/18/2016	\$6,721,844.00
ORANGE	CAPISTRANO UNIFIED	SAN JUAN HILLS HIGH	50/66464-00-021	10/25/2016	\$7,592,324.00
SAN MATEO	BAYSHORE ELEMENTARY	BAYSHORE ELEMENTARY	57/68858-00-001	10/26/2016	\$1,331,112.00
SAN BERNARDINO	COLTON JOINT UNIFIED	COLTON HIGH	57/67686-00-023	10/26/2016	\$2,255,041.00
MERCED	MERCED CITY ELEMENTARY	PETERSON ELEMENTARY	50/65771-00-021	10/26/2016	\$657,463.00
KINGS	PIONEER UNION ELEMENTARY	PIONEER ELEMENTARY	50/63990-00-003	10/26/2016	\$1,104,766.00
KINGS	PIONEER UNION ELEMENTARY	PIONEER ELEMENTARY	57/63990-00-003	10/26/2016	\$2,176,283.00
SAN BERNARDINO	CHAFFEY JOINT UNION HIGH	RANCHO CUCAMONGA HIGH	50/67652-00-021	10/27/2016	\$2,403,019.00
MERCED	LOS BANOS UNIFIED	MERCER SPRINGS ELEMENTARY	50/65755-00-010	10/27/2016	\$5,054,448.00
SAN JOAQUIN	MANTECA UNIFIED	SHASTA ELEMENTARY	50/68593-00-024	10/28/2016	\$2,486,530.00
SAN JOAQUIN	MANTECA UNIFIED	LATHROP ELEMENTARY	50/68593-00-025	10/28/2016	\$3,330,636.00
SAN JOAQUIN	MANTECA UNIFIED	SEQUOIA ELEMENTARY	50/68593-00-026	10/28/2016	\$2,725,123.00
SAN JOAQUIN	MANTECA UNIFIED	GOLDEN WEST ELEMENTARY	57/68593-00-011	10/28/2016	\$981,207.00
SAN JOAQUIN	MANTECA UNIFIED	SHASTA ELEMENTARY	57/68593-00-012	10/28/2016	\$636,273.00
SAN JOAQUIN	MANTECA UNIFIED	LATHROP ELEMENTARY	57/68593-00-013	10/28/2016	\$2,576,747.00
SAN JOAQUIN	MANTECA UNIFIED	SEQUOIA ELEMENTARY	57/68593-00-014	10/28/2016	\$2,084,491.00
SAN JOAQUIN	MANTECA UNIFIED	LINCOLN ELEMENTARY	57/68593-00-015	10/28/2016	\$3,020,811.00
ORANGE	SADDELEBACK UNIFIED	TRABUCO MESA ELEMENTARY	57/73635-00-036	10/28/2016	\$2,955,658.00
ORANGE	SADDELEBACK UNIFIED	CIELO VISTA ELEMENTARY	57/73635-00-037	10/28/2016	\$3,900,374.00
IMPERIAL	CENTRAL UNION HIGH	PHOENIX RISING HIGH	50/63115-00-001	10/31/2016	\$499,009.00
FRESNO	CLOVIS UNIFIED	MOUNTAIN VIEW ELEMENTARY	57/62117-00-053	10/31/2016	\$2,008,911.00
IMPERIAL	HEBER ELEMENTARY	DOGWOOD ELEMENTARY	50/63131-00-005	10/31/2016	\$4,175,656.00
CONTRA COSTA	SAN RAMON VALLEY UNIFIED	WALT DISNEY ELEMENTARY	57/61804-00-024	10/31/2016	\$862,017.00
SAN MATEO	SEQUOIA UNION HIGH	MENLO-ATHERTON HIGH	50/69062-01-013	10/31/2016	\$2,016,230.00
SONOMA	WINDSOR UNIFIED	WINDSOR OAKS ACADEMY	50/75358-00-016	10/31/2016	\$2,212,321.00
LOS ANGELES	LANCASTER ELEMENTARY	ENDEAVOUR MIDDLE	50/64667-00-010	11/1/2016	\$860,388.00
CONTRA COSTA	SAN RAMON VALLEY UNIFIED	MONTE VISTA HIGH	57/61804-00-025	11/3/2016	\$977,471.00
ORANGE	GARDEN GROVE UNIFIED	CARRILLO (LEO) ELEMENTARY	57/66522-00-075	11/4/2016	\$567,810.00
ORANGE	GARDEN GROVE UNIFIED	POST ELEMENTARY	57/66522-00-076	11/4/2016	\$715,323.00
ORANGE	GARDEN GROVE UNIFIED	MCGARVIN (SARAH) INTERMEDIATE	57/66522-00-077	11/4/2016	\$328,134.00
ORANGE	GARDEN GROVE UNIFIED	CLINTON ELEMENTARY	57/66522-00-078	11/4/2016	\$688,943.00
ORANGE	GARDEN GROVE UNIFIED	RUSSELL (EDWARD) ELEMENTARY	57/66522-00-079	11/4/2016	\$567,810.00
ORANGE	GARDEN GROVE UNIFIED	GARDEN GROVE HIGH	57/66522-00-080	11/4/2016	\$2,189,825.00
ORANGE	GARDEN GROVE UNIFIED	PATTON ELEMENTARY	57/66522-00-081	11/4/2016	\$386,227.00
ORANGE	GARDEN GROVE UNIFIED	LOUIS LAKE INTERMEDIATE	57/66522-00-082	11/4/2016	\$313,289.00
ORANGE	GARDEN GROVE UNIFIED	DOIG (LEROY L.) INTERMEDIATE	57/66522-00-083	11/4/2016	\$754,259.00
ORANGE	GARDEN GROVE UNIFIED	EISENHOWER (SWIGHT D.) ELEMENTARY	57/66522-00-084	11/4/2016	\$1,245,137.00
ORANGE	GARDEN GROVE UNIFIED	BOLSA GRANDE HIGH	57/66522-00-085	11/4/2016	\$1,124,500.00
LOS ANGELES	SAUGUS UNION ELEMENTARY	FOSTER (JAMES) ELEMENTARY	57/64998-00-008	11/4/2016	\$583,123.00
LOS ANGELES	SAUGUS UNION ELEMENTARY	CHARLES HELMERS ELEMENTARY	57/64998-00-009	11/4/2016	\$3,458,692.00
SAN JOAQUIN	TRACY UNIFIED	TRACY LEARNING CENTER - PRIMARY CHARTER	54/75499-00-005	5/28/2019	\$2,209,734.10

New Construction: \$41,839,757.00

Charter School Facilities Program: \$2,209,734.10

Modernization: \$38,689,468.00

Total: \$82,738,959.10

SCHOOL DISTRICT DATA

Application No: 50/68882-00-004
 School District: Burlingame Elementary

County: San Mateo
 School Name: Hoover

PROJECT DATA

Type of Project: Elementary School
 K-6: 275
 7-8:
 9-12:
 Non-Severe:
 Severe:
 Application Filing Basis: District Wide
 Number of Classrooms: 11
 Master Acres: 5.7
 Existing Acres:
 Proposed Acres: 2
 Recommended Acres: 2.4
 Facility Hardship (a): No
 Financial Hardship Requested: No
 Alternative Education School: No
 Addition to Existing Site: No

ADJUSTED GRANT DATA

New Construction Grant	\$	3,354,175.00
Fire Detection Alarm		4,125.00
Sprinkler System		56,375.00
Multi-Level Constr.	11Crs.	402,501.00
Site Acquisition		2,271,734.00
Service Site		277,657.00
Off-Site		83,876.00
Utilities		22,517.00
General Site		248,884.00
Total State Share (50%)		6,721,844.00
District Share (50%)		6,721,844.00
Total Project Cost	\$	13,443,688.00

PROJECT FINANCING

State Share
 This Project \$ 6,721,844.00
District Share
 Cash Contribution 6,721,844.00
 Financial Hardship
 Total Project Cost \$ 13,443,688.00

HISTORY OF PROJECT COST AND APPORTIONMENT

	Fund Code	Proposition	Previously Authorized	Authorized This Action	Unfunded Approval This Action
<u>State Share</u>					
New Construction/Add. Grant	951-500	51	\$	\$ 6,721,844.00	\$ 6,721,844.00
<u>District Share</u>					
Cash Contribution				6,721,844.00	
Total			\$	\$ 13,443,688.00	\$ 6,721,844.00

Funding Source: Proposition 51 Bonds/2016-Nov.

Pursuant to the Board's action on March 11, 2009, this application has been approved and placed on the Unfunded List (Lack of AB 55 Loans). This approval does not constitute a guarantee or commitment of future State funding.

The District shall ensure that it is in compliance with all applicable laws, regulations and certifications it made on the program forms.

Based on the Board's action on June 5, 2017, this project is subject to the Grant Agreement submittal pursuant to School Facility Program Regulation Section 1859.90.4.

The District is responsible for ensuring that the project is compliant with Prevailing Wage Monitoring and/or Labor Compliance Program requirements at the time construction contracts are executed and/or construction commenced.

SCHOOL DISTRICT DATA

Application No: 50/66464-00-021
 School District: Capistrano Unified

County: Orange
 School Name: San Juan Hills High

PROJECT DATA

Type of Project: High School
 K-6:
 7-8:
 9-12: 422
 Non-Severe:
 Severe:
 Application Filing Basis: District Wide
 Number of Classrooms: 24
 Master Acres: 68.3
 Existing Acres: 49.81
 Proposed Acres:
 Recommended Acres: 68.3
 Facility Hardship (a): No
 Financial Hardship Requested: No
 Alternative Education School: No
 Addition to Existing Site: Yes

ADJUSTED GRANT DATA

New Construction Grant	\$	6,927,130.00
Fire Detection Alarm		13,926.00
Service Site		217,959.00
Utilities		433,309.00
Total State Share (50%)		<u>7,592,324.00</u>
District Share (50%)		<u>7,592,324.00</u>
Total Project Cost	\$	<u>15,184,648.00</u>

PROJECT FINANCING

State Share
 This Project \$ 7,592,324.00
District Share
 Cash Contribution 7,592,324.00
 Financial Hardship
 Total Project Cost \$ 15,184,648.00

HISTORY OF PROJECT COST AND APPORTIONMENT

	Fund Code	Proposition	Previously Authorized	Authorized This Action		Unfunded Approval This Action
<u>State Share</u>						
New Construction/Add. Grant	951-500	51	\$	\$ 7,592,324.00	\$	7,592,324.00
<u>District Share</u>						
Cash Contribution				<u>7,592,324.00</u>		
Total			\$	<u>15,184,648.00</u>	\$	<u>7,592,324.00</u>

Funding Source: Proposition 51 Bonds/2016-Nov.

Pursuant to the Board's action on March 11, 2009, this application has been approved and placed on the Unfunded List (Lack of AB 55 Loans). This approval does not constitute a guarantee or commitment of future State funding.

The District shall ensure that it is in compliance with all applicable laws, regulations and certifications it made on the program forms.

Based on the Board's action on June 5, 2017, this project is subject to the Grant Agreement submittal pursuant to School Facility Program Regulation Section 1859.90.4.

The District is responsible for ensuring that the project is compliant with Prevailing Wage Monitoring and/or Labor Compliance Program requirements at the time construction contracts are executed and/or construction commenced.

SCHOOL DISTRICT DATA

Application No: 57/68858-00-001 School District: Bayshore Elementary	County: San Mateo School Name: Bayshore Elementary
---	---

PROJECT DATA

Type of Project: Elementary School Pupils Assigned Under 50 Yrs: K-6: 210 7-8: 9-12: Non-Severe: Severe:	Application Filing Basis: Site Specific Financial Hardship Requested: Yes Alternative Education School: No Recommended Acres: 13 Existing Acres: 2.01
---	--

ADJUSTED GRANT DATA

Modernization Grant - Under 50 Yrs	\$ 975,240.00
Project Assistance	3,978.00
Fire Detection Alarm	31,710.00
Urban/Security/Impacted Site	290,927.00
Accessibility/Fire Code Req.	<u>29,257.00</u>
Total State Share (60%)	1,331,112.00
District Share (40%)	887,408.00
Total Project Cost	\$ <u>2,218,520.00</u>

PROJECT FINANCING

<u>State Share</u>	
This Project	\$ 1,331,112.00
<u>District Share</u>	
Cash Contribution	887,408.00
Financial Hardship	
Total Project Cost	\$ <u>2,218,520.00</u>

HISTORY OF PROJECT COST AND APPORTIONMENT

	Fund Code	Proposition	Previously Authorized	Authorized This Action	Unfunded Approval This Action
<u>State Share</u>					
Modernization/Additional Grant	951-570	51	\$	\$ 1,331,112.00	\$ 1,331,112.00
<u>District Share</u>					
Cash Contribution				<u>887,408.00</u>	
Total			\$	\$ <u>2,218,520.00</u>	\$ <u>1,331,112.00</u>

Funding Source: Proposition 51 Bonds/2016-Nov.

Pursuant to the Board's action on March 11, 2009, this application has been approved and placed on the Unfunded List (Lack of AB 55 Loans). This approval does not constitute a guarantee or commitment of future State funding.

The District shall ensure that it is in compliance with all applicable laws, regulations and certifications it made on the program forms.

The District is responsible for ensuring that the project is compliant with Prevailing Wage Monitoring and/or Labor Compliance Program requirements at the time construction contracts are executed and/or construction commenced.

Based on the Board's action on June 5, 2017, this project is subject to the Grant Agreement submittal pursuant to School Facility Program Regulation Section 1859.90.4.

SCHOOL DISTRICT DATA

Application No: 57/67686-00-023	County: San Bernardino
School District: Colton Joint Unified	School Name: Colton High

PROJECT DATA

Type of Project: High School	Application Filing Basis: Site Specific
Pupils Assigned Under 50 Yrs:	Pupils Assigned Over 50 Yrs:
K-6:	K-6:
7-8:	7-8:
9-12:	9-12: 150
Non-Severe: 11	Non-Severe: 22
Severe: 6	Severe: 14
Financial Hardship Requested: No	Recommended Acres: 49.1
Alternative Education School: No	Existing Acres: 40.11

ADJUSTED GRANT DATA

Modernization Grant - Under 50 Yrs	\$ 197,745.00
Modernization Grant - Over 50 Yrs	1,930,404.00
Fire Detection Alarm	40,124.00
Site Development	22,924.00
Accessibility/Fire Code Req.	63,844.00
Total State Share (60%)	2,255,041.00
District Share (40%)	1,503,361.00
Total Project Cost	\$ 3,758,402.00

PROJECT FINANCING

<u>State Share</u>	
This Project	\$ 2,255,041.00
<u>District Share</u>	
Cash Contribution	1,503,361.00
Financial Hardship	
Total Project Cost	\$ 3,758,402.00

HISTORY OF PROJECT COST AND APPORTIONMENT

	Fund Code	Proposition	Previously Authorized	Authorized This Action	Unfunded Approval This Action
<u>State Share</u>					
Modernization/Additional Grant	951-570	51	\$	\$ 2,255,041.00	\$ 2,255,041.00
<u>District Share</u>					
Cash Contribution				1,503,361.00	
Total			\$	\$ 3,758,402.00	\$ 2,255,041.00

Funding Source: Proposition 51 Bonds/2016-Nov.

Pursuant to the Board's action on March 11, 2009, this application has been approved and placed on the Unfunded List (Lack of AB 55 Loans). This approval does not constitute a guarantee or commitment of future State funding.

The District shall ensure that it is in compliance with all applicable laws, regulations and certifications it made on the program forms.

Based on the Board's action on June 5, 2017, this project is subject to the Grant Agreement submittal pursuant to School Facility Program Regulation Section 1859.90.4.

The District is responsible for ensuring that the project is compliant with Prevailing Wage Monitoring and/or Labor Compliance Program requirements at the time construction contracts are executed and/or construction commenced.

SCHOOL DISTRICT DATA

Application No: 50/65771-00-021
School District: Merced City Elementary

County: Merced
School Name: Peterson Elementary

PROJECT DATA

Type of Project: Elementary School
 K-6: 44
 7-8:
 9-12:
 Non-Severe:
 Severe:
Application Filing Basis: District Wide
Number of Classrooms: 3
Master Acres: 14.4
Existing Acres: 9.9
Proposed Acres:
Recommended Acres: 14.1
Facility Hardship (a): No
Financial Hardship Requested: No
Alternative Education School: No
Addition to Existing Site: Yes

ADJUSTED GRANT DATA

New Construction Grant	\$	536,668.00
Fire Detection Alarm		660.00
Service Site		13,772.00
Utilities		106,363.00
Total State Share (50%)		657,463.00
District Share (50%)		657,463.00
Total Project Cost	\$	<u><u>1,314,926.00</u></u>

PROJECT FINANCING

<u>State Share</u>	
This Project	\$ 657,463.00
<u>District Share</u>	
Cash Contribution	657,463.00
Financial Hardship	
Total Project Cost	\$ <u><u>1,314,926.00</u></u>

HISTORY OF PROJECT COST AND APPORTIONMENT

	Fund Code	Proposition	Previously Authorized	Authorized This Action	Unfunded Approval This Action
<u>State Share</u>					
New Construction/Add. Grant	951-500	51	\$	\$ 657,463.00	\$ 657,463.00
<u>District Share</u>					
Cash Contribution				657,463.00	
Total			\$	<u><u>1,314,926.00</u></u>	<u><u>657,463.00</u></u>

Funding Source: Proposition 51 Bonds/2016-Nov.

Pursuant to the Board's action on March 11, 2009, this application has been approved and placed on the Unfunded List. This approval does not constitute a guarantee or commitment of future State funding.

The District shall ensure that it is in compliance with all applicable laws, regulations and certifications it made on the program forms.

Based on the Board's action on June 5, 2017, this project is subject to the Grant Agreement submittal pursuant to School Facility Program Regulation Section 1859.90.4.

The District is responsible for ensuring that the project is compliant with Prevailing Wage Monitoring and/or Labor Compliance Program requirements at the time construction contracts are executed and/or construction commenced.

SCHOOL DISTRICT DATA

Application No: 50/63990-00-003
School District: Pioneer Union Elementary

County: Kings
School Name: Pioneer Elementary

PROJECT DATA

Type of Project: Elementary School
 K-6:
 7-8:
 9-12:
 Non-Severe: 13
 Severe:
Application Filing Basis: District Wide
Number of Classrooms: 12
Master Acres: 12.4
Existing Acres: 11.9
Proposed Acres:
Recommended Acres: 10.5
Facility Hardship (a): No
Financial Hardship Requested: No
Alternative Education School: No
Addition to Existing Site: Yes

ADJUSTED GRANT DATA

New Construction Grant	\$	297,986.00
Project Assistance		7,460.00
Fire Detection Alarm		559.00
Service Site		468,471.00
Utilities		330,290.00
Total State Share (50%)		1,104,766.00
District Share (50%)		1,104,766.00
Total Project Cost	\$	2,209,532.00

PROJECT FINANCING

State Share
This Project **\$** 1,104,766.00
District Share
Cash Contribution 1,104,766.00
Financial Hardship
Total Project Cost **\$** 2,209,532.00

HISTORY OF PROJECT COST AND APPORTIONMENT

	Fund Code	Proposition	Previously Authorized	Authorized This Action	Unfunded Approval This Action
State Share					
New Construction/Add. Grant	951-500	51	\$	\$ 1,104,766.00	\$ 1,104,766.00
District Share					
Cash Contribution				1,104,766.00	
Total			\$	\$ <u>2,209,532.00</u>	\$ <u>1,104,766.00</u>

Funding Source: Proposition 51 Bonds/2016-Nov.

Pursuant to the Board's action on March 11, 2009, this application has been approved and placed on the Unfunded List (Lack of AB 55 Loans). This approval does not constitute a guarantee or commitment of future State funding.

The District shall ensure that it is in compliance with all applicable laws, regulations and certifications it made on the program forms.

Based on the Board's action on June 5, 2017, this project is subject to the Grant Agreement submittal pursuant to School Facility Program Regulation Section 1859.90.4.

The District is responsible for ensuring that the project is compliant with Prevailing Wage Monitoring and/or Labor Compliance Program requirements at the time construction contracts are executed and/or construction commenced.

SCHOOL DISTRICT DATA

Application No: 57/63990-00-003 County: Kings
 School District: Pioneer Union Elementary School Name: Pioneer Elementary

PROJECT DATA

Type of Project:	Elementary School	Application Filing Basis:	Site Specific
Pupils Assigned Under 50 Yrs:	K-6: 384	Pupils Assigned Over 50 Yrs:	K-6: 31
	7-8:		7-8:
	9-12:		9-12:
	Non-Severe: 5		Non-Severe: 1
	Severe:		Severe:
Financial Hardship Requested:	No	Recommended Acres:	10.5
Alternative Education School:	No	Existing Acres:	11.9

ADJUSTED GRANT DATA

Modernization Grant - Under 50 Yrs	\$ 1,832,811.00
Modernization Grant - Over 50 Yrs	213,764.00
Project Assistance	3,978.00
Fire Detection Alarm	64,333.00
Accessibility/Fire Code Req.	61,397.00
Total State Share (60%)	2,176,283.00
District Share (40%)	1,450,855.00
Total Project Cost	\$ 3,627,138.00

PROJECT FINANCING

<u>State Share</u>	
This Project	\$ 2,176,283.00
<u>District Share</u>	
Cash Contribution	1,450,855.00
Financial Hardship	
Total Project Cost	\$ 3,627,138.00

HISTORY OF PROJECT COST AND APPORTIONMENT

	Fund Code	Proposition	Previously Authorized	Authorized This Action	Unfunded Approval This Action
<u>State Share</u>					
Modernization/Additional Grant	951-570	51	\$	\$ 2,176,283.00	\$ 2,176,283.00
<u>District Share</u>					
Cash Contribution				1,450,855.00	
Total			\$	\$ 3,627,138.00	\$ 2,176,283.00

Funding Source: Proposition 51 Bonds/2016-Nov.

Pursuant to the Board's action on March 11, 2009, this application has been approved and placed on the Unfunded List (Lack of AB 55 Loans). This approval does not constitute a guarantee or commitment of future State funding.

The District shall ensure that it is in compliance with all applicable laws, regulations and certifications it made on the program forms.

Based on the Board's action on June 5, 2017, this project is subject to the Grant Agreement submittal pursuant to School Facility Program Regulation Section 1859.90.4.

The District is responsible for ensuring that the project is compliant with Prevailing Wage Monitoring and/or Labor Compliance Program requirements at the time construction contracts are executed and/or construction commenced.

Pursuant to Education Code Section 17070.50, valid California Department of Education approvals must be obtained for the project prior to receiving and Apportionment. Otherwise, the project will receive an occurrence for non-participation pursuant to School Facility Program Regulation Section 1859.90.3.

SCHOOL DISTRICT DATA

Application No: 50/67652-00-021
School District: Chaffey Joint Union High

County: San Bernardino
School Name: Rancho Cucamonga High

PROJECT DATA

Type of Project: High School
K-6:
7-8:
9-12: 108
Non-Severe:
Severe:
Application Filing Basis: District Wide
Number of Classrooms: 4
Master Acres: 73.4
Existing Acres: 39
Proposed Acres:
Recommended Acres: 73.4
Facility Hardship (a): No
Financial Hardship Requested: No
Alternative Education School: No
Addition to Existing Site: Yes

ADJUSTED GRANT DATA

New Construction Grant	\$	1,772,820.00
Fire Detection Alarm		3,564.00
Service Site		404,695.00
Utilities		151,027.00
Small Size Project		70,913.00
Total State Share (50%)		<u>2,403,019.00</u>
District Share (50%)		<u>2,403,019.00</u>
Total Project Cost	\$	<u>4,806,038.00</u>

PROJECT FINANCING

State Share
This Project \$ 2,403,019.00
District Share
Cash Contribution 2,403,019.00
Financial Hardship
Total Project Cost \$ 4,806,038.00

HISTORY OF PROJECT COST AND APPORTIONMENT

	Fund Code	Proposition	Previously Authorized	Authorized This Action	Unfunded Approval This Action
State Share					
New Construction/Add. Grant	951-500	51	\$	\$ 2,403,019.00	\$ 2,403,019.00
District Share					
Cash Contribution				<u>2,403,019.00</u>	
Total			\$	<u>4,806,038.00</u>	<u>2,403,019.00</u>

Funding Source: Proposition 51 Bonds/2016-Nov.

Pursuant to the Board's action on March 11, 2009, this application has been approved and placed on the Unfunded List (Lack of AB 55 Loans). This approval does not constitute a guarantee or commitment of future State funding.

The District shall ensure that it is in compliance with all applicable laws, regulations and certifications it made on the program forms.

Based on the Board's action on June 5, 2017, this project is subject to the Grant Agreement submittal pursuant to School Facility Program Regulation Section 1859.90.4.

The District is responsible for ensuring that the project is compliant with Prevailing Wage Monitoring and/or Labor Compliance Program requirements at the time construction contracts are executed and/or construction commenced.

SCHOOL DISTRICT DATA

Application No: 50/65755-00-010
School District: Los Banos Unified

County: Merced
School Name: Mercey Springs Elementary

PROJECT DATA

Type of Project: Elementary School
 K-6: 397
 7-8:
 9-12:
 Non-Severe:
 Severe:

Application Filing Basis: District Wide
Number of Classrooms: 16
Master Acres: 14.1
Existing Acres: 10
Proposed Acres:
Recommended Acres: 13.8
Facility Hardship (a): No
Financial Hardship Requested: No
Alternative Education School: No
Addition to Existing Site: Yes

ADJUSTED GRANT DATA

New Construction Grant	\$	4,842,209.00
Fire Detection Alarm		5,955.00
Service Site		165,513.00
Off-Site		16,027.00
Utilities		24,744.00
Total State Share (50%)		5,054,448.00
District Share (50%)		5,054,448.00
Total Project Cost	\$	<u>10,108,896.00</u>

PROJECT FINANCING

State Share
This Project **\$** 5,054,448.00
District Share
Cash Contribution 5,054,448.00
Financial Hardship
Total Project Cost **\$** **10,108,896.00**

HISTORY OF PROJECT COST AND APPORTIONMENT

	Fund Code	Proposition	Previously Authorized	Authorized This Action	Unfunded Approval This Action
<u>State Share</u>					
New Construction/Add. Grant	951-500	51	\$	\$ 5,054,448.00	\$ 5,054,448.00
<u>District Share</u>					
Cash Contribution				<u>5,054,448.00</u>	
Total			\$	<u>10,108,896.00</u>	<u>5,054,448.00</u>

Funding Source: Proposition 51 Bonds/2016-Nov.
Pursuant to the Board's action on March 11, 2009, this application has been approved and placed on the Unfunded List (Lack of AB 55 Loans). This approval does not constitute a guarantee or commitment of future State funding.

The District shall ensure that it is in compliance with all applicable laws, regulations and certifications it made on the program forms.

Based on the Board's action on June 5, 2017, this project is subject to the Grant Agreement submittal pursuant to School Facility Program Regulation Section 1859.90.4.

The District is responsible for ensuring that the project is compliant with Prevailing Wage Monitoring and/or Labor Compliance Program requirements at the time construction contracts are executed and/or construction commenced.

SCHOOL DISTRICT DATA

Application No: 50/68593-00-024
 School District: Manteca Unified

County: San Joaquin
 School Name: Shasta Elementary

PROJECT DATA

Type of Project: Elementary School
 K-6: 125
 7-8:
 9-12:
 Non-Severe: 26
 Severe:
 Application Filing Basis: District Wide
 Number of Classrooms: 8
 Master Acres: 17.2
 Existing Acres: 12.8
 Proposed Acres:
 Recommended Acres: 16.9
 Facility Hardship (a): No
 Financial Hardship Requested: No
 Alternative Education School: No
 Addition to Existing Site: Yes
 Core Facilities: Administration, Toilet

ADJUSTED GRANT DATA

New Construction Grant	\$	2,120,597.00
Fire Detection Alarm		2,993.00
Service Site		278,116.00
Small Size Project		84,824.00
Total State Share (50%)		2,486,530.00
District Share (50%)		2,486,530.00
Total Project Cost	\$	<u><u>4,973,060.00</u></u>

PROJECT FINANCING

State Share
 This Project \$ 2,486,530.00
District Share
 Cash Contribution 2,486,530.00
 Financial Hardship
 Total Project Cost \$ 4,973,060.00

HISTORY OF PROJECT COST AND APPORTIONMENT

	Fund Code	Proposition	Previously Authorized	Authorized This Action	Unfunded Approval This Action
<u>State Share</u>					
New Construction/Add. Grant	951-500	51	\$	\$ 2,486,530.00	\$ 2,486,530.00
<u>District Share</u>					
Cash Contribution				2,486,530.00	
Total			\$	<u><u>4,973,060.00</u></u>	<u><u>2,486,530.00</u></u>

Funding Source: Proposition 51 Bonds/2016-Nov.

Pursuant to the Board's action on March 11, 2009, this application has been approved and placed on the Unfunded List (Lack of AB 55 Loans). This approval does not constitute a guarantee or commitment of future State funding.

The District shall ensure that it is in compliance with all applicable laws, regulations and certifications it made on the program forms.

The District is responsible for ensuring that the project is compliant with Prevailing Wage Monitoring and/or Labor Compliance Program requirements at the time construction contracts are executed and/or construction commenced.

Based on the Board's action on June 5, 2017, this project is subject to the Grant Agreement submittal pursuant to School Facility Program Regulation Section 1859.90.4.

SCHOOL DISTRICT DATA

Application No: 50/68593-00-025
 School District: Manteca Unified

County: San Joaquin
 School Name: Lathrop Elementary

PROJECT DATA

Type of Project: Elementary School
 K-6: 250
 7-8:
 9-12:
 Non-Severe:
 Severe:
 Application Filing Basis: District Wide
 Number of Classrooms: 10
 Master Acres: 17.2
 Existing Acres: 14.24
 Proposed Acres:
 Recommended Acres: 16.9
 Facility Hardship (a): No
 Financial Hardship Requested: No
 Alternative Education School: No
 Addition to Existing Site: Yes

ADJUSTED GRANT DATA

New Construction Grant	\$	3,049,250.00
Fire Detection Alarm		3,750.00
Service Site		165,547.00
Off-Site		48,773.00
Utilities		63,316.00
Total State Share (50%)		3,330,636.00
District Share (50%)		3,330,636.00
Total Project Cost	\$	<u>6,661,272.00</u>

PROJECT FINANCING

State Share
 This Project \$ 3,330,636.00
District Share
 Cash Contribution 3,330,636.00
 Financial Hardship
 Total Project Cost \$ 6,661,272.00

HISTORY OF PROJECT COST AND APPORTIONMENT

	Fund Code	Proposition	Previously Authorized	Authorized This Action	Unfunded Approval This Action
<u>State Share</u>					
New Construction/Add. Grant	951-500	51	\$	\$ 3,330,636.00	\$ 3,330,636.00
<u>District Share</u>					
Cash Contribution				3,330,636.00	
Total			\$	<u>6,661,272.00</u>	<u>3,330,636.00</u>

Funding Source: Proposition 51 Bonds/2016-Nov.

Pursuant to the Board's action on March 11, 2009, this application has been approved and placed on the Unfunded List (Lack of AB 55 Loans). This approval does not constitute a guarantee or commitment of future State funding.

The District shall ensure that it is in compliance with all applicable laws, regulations and certifications it made on the program forms.

Based on the Board's action on June 5, 2017, this project is subject to the Grant Agreement submittal pursuant to School Facility Program Regulation Section 1859.90.4.

The District is responsible for ensuring that the project is compliant with Prevailing Wage Monitoring and/or Labor Compliance Program requirements at the time construction contracts are executed and/or construction commenced.

SCHOOL DISTRICT DATA

Application No: 50/68593-00-026
 School District: Manteca Unified

County: San Joaquin
 School Name: Sequoia Elementary

PROJECT DATA

Type of Project: Elementary School
 K-6: 150
 7-8: 26
 9-12: 26
 Non-Severe: 26
 Severe: 26

Application Filing Basis: District Wide
 Number of Classrooms: 8
 Master Acres: 16.5
 Existing Acres: 14.24
 Proposed Acres:
 Recommended Acres: 16.5
 Facility Hardship (a): No
 Financial Hardship Requested: No
 Alternative Education School: No
 Addition to Existing Site: Yes
 Core Facilities: Administration, Toilet

ADJUSTED GRANT DATA

New Construction Grant	\$	2,425,522.00
Fire Detection Alarm		3,368.00
Service Site		199,212.00
Small Size Project		97,021.00
Total State Share (50%)		<u>2,725,123.00</u>
District Share (50%)		<u>2,725,123.00</u>
Total Project Cost	\$	<u>5,450,246.00</u>

PROJECT FINANCING

State Share
 This Project \$ 2,725,123.00
District Share
 Cash Contribution 2,725,123.00
 Financial Hardship
 Total Project Cost \$ 5,450,246.00

HISTORY OF PROJECT COST AND APPORTIONMENT

	Fund Code	Proposition	Previously Authorized	Authorized This Action	Unfunded Approval This Action
<u>State Share</u>					
New Construction/Add. Grant	951-500	51	\$	\$ 2,725,123.00	\$ 2,725,123.00
<u>District Share</u>					
Cash Contribution				<u>2,725,123.00</u>	
Total			\$	<u>5,450,246.00</u>	<u>2,725,123.00</u>

Funding Source: Proposition 51 Bonds/2016-Nov.

Pursuant to the Board's action on March 11, 2009, this application has been approved and placed on the Unfunded List (Lack of AB 55 Loans). This approval does not constitute a guarantee or commitment of future State funding.

The District shall ensure that it is in compliance with all applicable laws, regulations and certifications it made on the program forms.

Based on the Board's action on June 5, 2017, this project is subject to the Grant Agreement submittal pursuant to School Facility Program Regulation Section 1859.90.4.

The District is responsible for ensuring that the project is compliant with Prevailing Wage Monitoring and/or Labor Compliance Program requirements at the time construction contracts are executed and/or construction commenced.

SCHOOL DISTRICT DATA

Application No: 57/68593-00-011 County: San Joaquin
 School District: Manteca Unified School Name: Golden West Elementary

PROJECT DATA

Type of Project:	Elementary School	Application Filing Basis:	Site Specific
Pupils Assigned Under 50 Yrs:	K-6:	Pupils Assigned Over 50 Yrs:	K-6: 89
	7-8: 24		7-8: 30
	9-12:		9-12:
	Non-Severe:		Non-Severe:
	Severe:		Severe:
Financial Hardship Requested:	No	Recommended Acres:	14.3
Alternative Education School:	No	Existing Acres:	10

ADJUSTED GRANT DATA

Modernization Grant - Under 50 Yrs	\$ 117,888.00
Modernization Grant - Over 50 Yrs	778,948.00
Fire Detection Alarm	21,593.00
Small Size Project	35,873.00
Accessibility/Fire Code Req.	26,905.00
Total State Share (60%)	981,207.00
District Share (40%)	654,138.00
Total Project Cost	\$ 1,635,345.00

PROJECT FINANCING

<u>State Share</u>	
This Project	\$ 981,207.00
<u>District Share</u>	
Cash Contribution	654,138.00
Financial Hardship	
Total Project Cost	\$ 1,635,345.00

HISTORY OF PROJECT COST AND APPORTIONMENT

	Fund Code	Proposition	Previously Authorized	Authorized This Action	Unfunded Approval This Action
<u>State Share</u>					
Modernization/Additional Grant	951-570	51	\$	\$ 981,207.00	\$ 981,207.00
<u>District Share</u>					
Cash Contribution				654,138.00	
Total			\$	\$ 1,635,345.00	\$ 981,207.00

Funding Source: Proposition 51 Bonds/2016-Nov.

Pursuant to the Board's action on March 11, 2009, this application has been approved and placed on the Unfunded List (Lack of AB 55 Loans). This approval does not constitute a guarantee or commitment of future State funding.

The District shall ensure that it is in compliance with all applicable laws, regulations and certifications it made on the program forms.

Based on the Board's action on June 5, 2017, this project is subject to the Grant Agreement submittal pursuant to School Facility Program Regulation Section 1859.90.4.

The District is responsible for ensuring that the project is compliant with Prevailing Wage Monitoring and/or Labor Compliance Program requirements at the time construction contracts are executed and/or construction commenced.

SCHOOL DISTRICT DATA

Application No: 57/68593-00-012 County: San Joaquin
 School District: Manteca Unified School Name: Shasta Elementary

PROJECT DATA

Type of Project: Elementary School Application Filing Basis: Site Specific
 Pupils Assigned Under 50 Yrs: K-6: 93
 7-8: 26
 9-12: 4
 Non-Severe: 4
 Severe:
 Financial Hardship Requested: No Recommended Acres: 16.9
 Alternative Education School: No Existing Acres: 12.8

ADJUSTED GRANT DATA

Modernization Grant - Under 50 Yrs	\$ 599,216.00
Fire Detection Alarm	19,081.00
Accessibility/Fire Code Req.	17,976.00
Total State Share (60%)	636,273.00
District Share (40%)	424,182.00
Total Project Cost	<u>\$ 1,060,455.00</u>

PROJECT FINANCING

<u>State Share</u>	
This Project	\$ 636,273.00
<u>District Share</u>	
Cash Contribution	424,182.00
Financial Hardship	
Total Project Cost	<u>\$ 1,060,455.00</u>

HISTORY OF PROJECT COST AND APPORTIONMENT

	Fund Code	Proposition	Previously Authorized	Authorized This Action	Unfunded Approval This Action
<u>State Share</u>					
Modernization/Additional Grant	951-570	51	\$	\$ 636,273.00	\$ 636,273.00
<u>District Share</u>					
Cash Contribution				424,182.00	
Total			\$	<u>\$ 1,060,455.00</u>	<u>\$ 636,273.00</u>

Funding Source: Proposition 51 Bonds/2016-Nov.

Pursuant to the Board's action on March 11, 2009, this application has been approved and placed on the Unfunded List (Lack of AB 55 Loans).

This approval does not constitute a guarantee or commitment of future State funding.

The District shall ensure that it is in compliance with all applicable laws, regulations and certifications it made on the program forms.

Based on the Board's action on June 5, 2017, this project is subject to the Grant Agreement submittal pursuant to School Facility Program Regulation Section 1859.90.4.

The District is responsible for ensuring that the project is compliant with Prevailing Wage Monitoring and/or Labor Compliance Program requirements at the time construction contracts are executed and/or construction commenced.

SCHOOL DISTRICT DATA

Application No: 57/68593-00-013 County: San Joaquin
 School District: Manteca Unified School Name: Lathrop Elementary

PROJECT DATA

Type of Project:	Elementary School	Application Filing Basis:	Site Specific
Pupils Assigned Under 50 Yrs:	K-6: 474	Pupils Assigned Over 50 Yrs:	K-6: 35
	7-8:		7-8:
	9-12:		9-12:
	Non-Severe:		Non-Severe:
	Severe:		Severe:
Financial Hardship Requested:	No	Recommended Acres:	16.9
Alternative Education School:	No	Existing Acres:	14.24

ADJUSTED GRANT DATA

Modernization Grant - Under 50 Yrs	\$ 2,201,256.00
Modernization Grant - Over 50 Yrs	225,820.00
Fire Detection Alarm	76,859.00
Accessibility/Fire Code Req.	72,812.00
Total State Share (60%)	2,576,747.00
District Share (40%)	1,717,831.00
Total Project Cost	<u>\$ 4,294,578.00</u>

PROJECT FINANCING

<u>State Share</u>	
This Project	\$ 2,576,747.00
<u>District Share</u>	
Cash Contribution	1,717,831.00
Financial Hardship	
Total Project Cost	<u>\$ 4,294,578.00</u>

HISTORY OF PROJECT COST AND APPORTIONMENT

	Fund Code	Proposition	Previously Authorized	Authorized This Action	Unfunded Approval This Action
<u>State Share</u>					
Modernization/Additional Grant	951-570	51	\$	\$ 2,576,747.00	\$ 2,576,747.00
<u>District Share</u>					
Cash Contribution				1,717,831.00	
Total			\$	<u>\$ 4,294,578.00</u>	<u>\$ 2,576,747.00</u>

Funding Source: Proposition 51 Bonds/2016-Nov.

Pursuant to the Board's action on March 11, 2009, this application has been approved and placed on the Unfunded List (Lack of AB 55 Loans).

This approval does not constitute a guarantee or commitment of future State funding.

The District shall ensure that it is in compliance with all applicable laws, regulations and certifications it made on the program forms.

Based on the Board's action on June 5, 2017, this project is subject to the Grant Agreement submittal pursuant to School Facility Program Regulation Section 1859.90.4.

The District is responsible for ensuring that the project is compliant with Prevailing Wage Monitoring and/or Labor Compliance Program requirements at the time construction contracts are executed and/or construction commenced.

SCHOOL DISTRICT DATA

Application No: 57/68593-00-014 County: San Joaquin
 School District: Manteca Unified School Name: Sequoia Elementary

PROJECT DATA

Type of Project: Elementary School Application Filing Basis: Site Specific
 Pupils Assigned Under 50 Yrs: K-6: 263
 7-8: 151
 9-12:
 Non-Severe:
 Severe:
 Financial Hardship Requested: No Recommended Acres: 16.5
 Alternative Education School: No Existing Acres: 14.24

ADJUSTED GRANT DATA

Modernization Grant - Under 50 Yrs	\$ 1,963,084.00
Fire Detection Alarm	62,514.00
Accessibility/Fire Code Req.	58,893.00
Total State Share (60%)	2,084,491.00
District Share (40%)	1,389,661.00
Total Project Cost	<u>\$ 3,474,152.00</u>

PROJECT FINANCING

<u>State Share</u>	
This Project	\$ 2,084,491.00
<u>District Share</u>	
Cash Contribution	1,389,661.00
Financial Hardship	
Total Project Cost	<u>\$ 3,474,152.00</u>

HISTORY OF PROJECT COST AND APPORTIONMENT

	Fund Code	Proposition	Previously Authorized	Authorized This Action	Unfunded Approval This Action
<u>State Share</u>					
Modernization/Additional Grant	951-570	51	\$	\$ 2,084,491.00	\$ 2,084,491.00
<u>District Share</u>					
Cash Contribution				1,389,661.00	
Total			\$	<u>\$ 3,474,152.00</u>	<u>\$ 2,084,491.00</u>

Funding Source: Proposition 51 Bonds/2016-Nov.

Pursuant to the Board's action on March 11, 2009, this application has been approved and placed on the Unfunded List (Lack of AB 55 Loans).

This approval does not constitute a guarantee or commitment of future State funding.

The District shall ensure that it is in compliance with all applicable laws, regulations and certifications it made on the program forms.

Based on the Board's action on June 5, 2017, this project is subject to the Grant Agreement submittal pursuant to School Facility Program Regulation Section 1859.90.4.

The District is responsible for ensuring that the project is compliant with Prevailing Wage Monitoring and/or Labor Compliance Program requirements at the time construction contracts are executed and/or construction commenced.

SCHOOL DISTRICT DATA

Application No: 57/68593-00-015 School District: Manteca Unified	County: San Joaquin School Name: Lincoln Elementary
---	--

PROJECT DATA

Type of Project: Elementary School Pupils Assigned Under 50 Yrs: K-6: 425 7-8: 125 9-12: Non-Severe: 26 Severe: Financial Hardship Requested: No Alternative Education School: No	Application Filing Basis: Site Specific Recommended Acres: 26.5 Existing Acres: 13.9
--	---

ADJUSTED GRANT DATA

Modernization Grant - Under 50 Yrs	\$ 2,845,178.00
Fire Detection Alarm	90,278.00
Accessibility/Fire Code Req.	85,355.00
Total State Share (60%)	3,020,811.00
District Share (40%)	2,013,874.00
Total Project Cost	\$ 5,034,685.00

PROJECT FINANCING

State Share	
This Project	\$ 3,020,811.00
District Share	
Cash Contribution	2,013,874.00
Financial Hardship	
Total Project Cost	\$ 5,034,685.00

HISTORY OF PROJECT COST AND APPORTIONMENT

	Fund Code	Proposition	Previously Authorized	Authorized This Action	Unfunded Approval This Action
State Share					
Modernization/Additional Grant	951-570	51	\$	\$ 3,020,811.00	\$ 3,020,811.00
District Share					
Cash Contribution				2,013,874.00	
Total			\$	\$ 5,034,685.00	\$ 3,020,811.00

Funding Source: Proposition 51 Bonds/2016-Nov.

Pursuant to the Board's action on March 11, 2009, this application has been approved and placed on the Unfunded List (Lack of AB 55 Loans).

This approval does not constitute a guarantee or commitment of future State funding.

The District shall ensure that it is in compliance with all applicable laws, regulations and certifications it made on the program forms.

Based on the Board's action on June 5, 2017, this project is subject to the Grant Agreement submittal pursuant to School Facility Program Regulation Section 1859.90.4.

The District is responsible for ensuring that the project is compliant with Prevailing Wage Monitoring and/or Labor Compliance Program requirements at the time construction contracts are executed and/or construction commenced.

SCHOOL DISTRICT DATA

Application No: 57/73635-00-036 School District: Saddleback Valley Unified	County: Orange School Name: Trabuco Mesa Elementary
---	--

PROJECT DATA

Type of Project: Elementary School Pupils Assigned Under 50 Yrs: K-6: 599 7-8: 9-12: Non-Severe: Severe:	Application Filing Basis: Site Specific Financial Hardship Requested: No Alternative Education School: No Recommended Acres: 9.5 Existing Acres: 6.57
---	--

ADJUSTED GRANT DATA

Modernization Grant - Under 50 Yrs	\$ 2,781,756.00
Fire Detection Alarm	90,449.00
Accessibility/Fire Code Req.	83,453.00
Total State Share (60%)	2,955,658.00
District Share (40%)	1,970,439.00
Total Project Cost	\$ 4,926,097.00

PROJECT FINANCING

<u>State Share</u>	
This Project	\$ 2,955,658.00
<u>District Share</u>	
Cash Contribution	1,970,439.00
Financial Hardship	
Total Project Cost	\$ 4,926,097.00

HISTORY OF PROJECT COST AND APPORTIONMENT

	Fund Code	Proposition	Previously Authorized	Authorized This Action	Unfunded Approval This Action
<u>State Share</u>					
Modernization/Additional Grant	951-570	51	\$	\$ 2,955,658.00	\$ 2,955,658.00
<u>District Share</u>					
Cash Contribution				1,970,439.00	
Total			\$	\$ 4,926,097.00	\$ 2,955,658.00

Funding Source: Proposition 51 Bonds/2016-Nov.

Pursuant to the Board's action on March 11, 2009, this application has been approved and placed on the Unfunded List (Lack of AB 55 Loans).

This approval does not constitute a guarantee or commitment of future State funding.

The District shall ensure that it is in compliance with all applicable laws, regulations and certifications it made on the program forms.

Based on the Board's action on June 5, 2017, this project is subject to the Grant Agreement submittal pursuant to School Facility Program Regulation Section 1859.90.4.

The District is responsible for ensuring that the project is compliant with Prevailing Wage Monitoring and/or Labor Compliance Program requirements at the time construction contracts are executed and/or construction commenced.

SCHOOL DISTRICT DATA

Application No: 57/73635-00-037 County: Orange
 School District: Saddleback Valley Unified School Name: Cielo Vista Elementary

PROJECT DATA

Type of Project: Elementary School Application Filing Basis: Site Specific
 Pupils Assigned Under 50 Yrs: K-6: 731
 7-8:
 9-12:
 Non-Severe: 28
 Severe:
 Financial Hardship Requested: No Recommended Acres: 12.8
 Alternative Education School: No Existing Acres: 8.66

ADJUSTED GRANT DATA

Modernization Grant - Under 50 Yrs	\$ 3,672,048.00
Fire Detection Alarm	118,165.00
Accessibility/Fire Code Req.	110,161.00
Total State Share (60%)	3,900,374.00
District Share (40%)	2,600,249.00
Total Project Cost	<u>\$ 6,500,623.00</u>

PROJECT FINANCING

<u>State Share</u>	
This Project	\$ 3,900,374.00
<u>District Share</u>	
Cash Contribution	2,600,249.00
Financial Hardship	
Total Project Cost	<u>\$ 6,500,623.00</u>

HISTORY OF PROJECT COST AND APPORTIONMENT

	Fund Code	Proposition	Previously Authorized	Authorized This Action	Unfunded Approval This Action
<u>State Share</u>					
Modernization/Additional Grant	951-570	51	\$	\$ 3,900,374.00	\$ 3,900,374.00
<u>District Share</u>					
Cash Contribution				2,600,249.00	
Total			\$	<u>\$ 6,500,623.00</u>	<u>\$ 3,900,374.00</u>

Funding Source: Proposition 51 Bonds/2016-Nov.

Pursuant to the Board's action on March 11, 2009, this application has been approved and placed on the Unfunded List (Lack of AB 55 Loans).

This approval does not constitute a guarantee or commitment of future State funding.

The District shall ensure that it is in compliance with all applicable laws, regulations and certifications it made on the program forms.

Based on the Board's action on June 5, 2017, this project is subject to the Grant Agreement submittal pursuant to School Facility Program Regulation Section 1859.90.4.

The District is responsible for ensuring that the project is compliant with Prevailing Wage Monitoring and/or Labor Compliance Program requirements at the time construction contracts are executed and/or construction commenced.

SCHOOL DISTRICT DATA

Application No: 50/63115-00-001
School District: Central Union High

County: Imperial
School Name: Phoenix Rising High

PROJECT DATA

Type of Project: High School
K-6:
7-8:
9-12: 25
Non-Severe:
Severe:
Application Filing Basis: District Wide
Number of Classrooms: 2
Master Acres: 2.9
Existing Acres: 0.54
Proposed Acres:
Recommended Acres: 2.2
Facility Hardship (a): No
Financial Hardship Requested: No
Alternative Education School: No
Addition to Existing Site: Yes

ADJUSTED GRANT DATA

New Construction Grant	\$	410,375.00
Fire Detection Alarm		825.00
Sprinkler System		6,325.00
Service Site		8,900.00
Geographic Index Factor	5 %	23,339.00
Small Size Project		49,245.00
Total State Share (50%)		499,009.00
District Share (50%)		499,009.00
Total Project Cost	\$	998,018.00

PROJECT FINANCING

State Share
This Project \$ 499,009.00
District Share
Cash Contribution 499,009.00
Financial Hardship
Total Project Cost \$ 998,018.00

HISTORY OF PROJECT COST AND APPORTIONMENT

	Fund Code	Proposition	Previously Authorized	Authorized This Action	Unfunded Approval This Action
State Share					
New Construction/Add. Grant	951-500	51	\$	\$ 499,009.00	\$ 499,009.00
District Share					
Cash Contribution				499,009.00	
Total			\$	998,018.00	\$ 499,009.00

Funding Source: Proposition 51 Bonds/2016-Nov.

Pursuant to the Board's action on March 11, 2009, this application has been approved and placed on the Unfunded List (Lack of AB 55 Loans). This approval does not constitute a guarantee or commitment of future State funding.

The District shall ensure that it is in compliance with all applicable laws, regulations and certifications it made on the program forms.

Based on the Board's action on June 5, 2017, this project is subject to the Grant Agreement submittal pursuant to School Facility Program Regulation Section 1859.90.4.

The District is responsible for ensuring that the project is compliant with Prevailing Wage Monitoring and/or Labor Compliance Program requirements at the time construction contracts are executed and/or construction commenced.

SCHOOL DISTRICT DATA

Application No: 57/62117-00-053 County: Fresno
 School District: Clovis Unified School Name: Mountain View Elementary

PROJECT DATA

Type of Project: Elementary School Application Filing Basis: Site Specific
 Pupils Assigned Under 50 Yrs: K-6: 350
 7-8:
 9-12:
 Non-Severe:
 Severe: 18
 Financial Hardship Requested: No Recommended Acres: 11.2
 Alternative Education School: No Existing Acres: 15.3

ADJUSTED GRANT DATA

Modernization Grant - Under 50 Yrs	\$ 1,891,836.00
Fire Detection Alarm	60,320.00
Accessibility/Fire Code Req.	56,755.00
Total State Share (60%)	2,008,911.00
District Share (40%)	1,339,274.00
Total Project Cost	<u>\$ 3,348,185.00</u>

PROJECT FINANCING

<u>State Share</u>	
This Project	\$ 2,008,911.00
<u>District Share</u>	
Cash Contribution	1,339,274.00
Financial Hardship	
Total Project Cost	<u>\$ 3,348,185.00</u>

HISTORY OF PROJECT COST AND APPORTIONMENT

	Fund Code	Proposition	Previously Authorized	Authorized This Action	Unfunded Approval This Action
<u>State Share</u>					
Modernization/Additional Grant	951-570	51	\$	\$ 2,008,911.00	\$ 2,008,911.00
<u>District Share</u>					
Cash Contribution				1,339,274.00	
Total			\$	<u>\$ 3,348,185.00</u>	<u>\$ 2,008,911.00</u>

Funding Source: Proposition 51 Bonds/2016-Nov.

Pursuant to the Board's action on March 11, 2009, this application has been approved and placed on the Unfunded List (Lack of AB 55 Loans).

This approval does not constitute a guarantee or commitment of future State funding.

The District shall ensure that it is in compliance with all applicable laws, regulations and certifications it made on the program forms.

Based on the Board's action on June 5, 2017, this project is subject to the Grant Agreement submittal pursuant to School Facility Program Regulation Section 1859.90.4.

The District is responsible for ensuring that the project is compliant with Prevailing Wage Monitoring and/or Labor Compliance Program requirements at the time construction contracts are executed and/or construction commenced.

SCHOOL DISTRICT DATA

Application No: 50/63131-00-005	County: Imperial
School District: Heber Elementary	School Name: Dogwood Elementary

PROJECT DATA

Type of Project: Elementary School

K-6: 150

7-8:

9-12:

Non-Severe:

Severe:

Application Filing Basis: District Wide

Number of Classrooms: 6

Master Acres: 7.2

Existing Acres: 10

Proposed Acres:

Recommended Acres: 6.9

Facility Hardship (a): No

Financial Hardship Requested: Yes

Alternative Education School: No

Addition to Existing Site: Yes

ADJUSTED GRANT DATA

New Construction Grant	\$	1,829,550.00
Project Assistance		7,460.00
Fire Detection Alarm		2,250.00
Sprinkler System		30,750.00
Service Site		184,126.00
Geographic Index Factor	5 %	96,787.00
Small Size Project		73,182.00
Total State Share (50%)		2,224,105.00
District Share (50%)		2,224,105.00
Total Project Cost	\$	4,448,210.00

PROJECT FINANCING

State Share

This Project \$ 2,224,105.00

District Share

Cash Contribution 272,554.00

Financial Hardship 1,951,551.00

Total Project Cost \$ 4,448,210.00

HISTORY OF PROJECT COST AND APPORTIONMENT

	Fund Code	Proposition	Previously Authorized	Authorized This Action	Unfunded Approval This Action
<u>State Share</u>					
New Construction/Add. Grant	951-500	51	\$	\$ 2,224,105.00	\$ 2,224,105.00
<u>District Share</u>					
Cash Contribution				272,554.00	
Financial Hardship	951-500	51		1,951,551.00	1,951,551.00
Total			\$	\$ 4,448,210.00	\$ 4,175,656.00

Funding Source: Proposition 51 Bonds/2016-Nov.

Pursuant to the Board's action on March 11, 2009, this application has been approved and placed on the Unfunded List (Lack of AB 55 Loans). This approval does not constitute a guarantee or commitment of future State funding.

Amounts shown for financial hardship assistance are subject to adjustment as a result of a review of the District's financial records pursuant to Regulation Section 1859.81(a) at the time of apportionment.

The District shall ensure that it is in compliance with all applicable laws, regulations and certifications it made on the program forms.

The District qualifies for financial hardship pursuant to SFP Regulation Section 1859.81(c)(1). The District has demonstrated it is financially unable to provide all or a part of the matching funds and is levying the developer fees or equal alternative revenue source justified by law. The District's outstanding bonded indebtedness (as of September 26, 2019) is at least 60 percent of its total bonding capacity.

Based on the Board's action on June 5, 2017, this project is subject to the Grant Agreement submittal pursuant to School Facility Program Regulation Section 1859.90.4.

The District is responsible for ensuring that the project is compliant with Prevailing Wage Monitoring and/or Labor Compliance Program requirements at the time construction contracts are executed and/or construction commenced.

SCHOOL DISTRICT DATA

Application No: 57/61804-00-024 School District: San Ramon Valley Unified	County: Contra Costa School Name: Walt Disney Elementary
--	---

PROJECT DATA

Type of Project: Elementary School Pupils Assigned Under 50 Yrs: K-6: 68 7-8: 9-12: Non-Severe: 39 Severe: 7 Financial Hardship Requested: No Alternative Education School: No	Application Filing Basis: Site Specific Recommended Acres: 10.8 Existing Acres: 12
---	---

ADJUSTED GRANT DATA

Modernization Grant - Under 50 Yrs	\$ 805,623.00
Small Size Project	32,225.00
Accessibility/Fire Code Req.	24,169.00
Total State Share (60%)	862,017.00
District Share (40%)	574,678.00
Total Project Cost	\$ 1,436,695.00

PROJECT FINANCING

State Share	
This Project	\$ 862,017.00
District Share	
Cash Contribution	574,678.00
Financial Hardship	
Total Project Cost	\$ 1,436,695.00

HISTORY OF PROJECT COST AND APPORTIONMENT

	Fund Code	Proposition	Previously Authorized	Authorized This Action	Unfunded Approval This Action
State Share					
Modernization/Additional Grant	951-570	51	\$	\$ 862,017.00	\$ 862,017.00
District Share					
Cash Contribution				574,678.00	
Total			\$	\$ 1,436,695.00	\$ 862,017.00

Funding Source: Proposition 51 Bonds/2016-Nov.

Pursuant to the Board's action on March 11, 2009, this application has been approved and placed on the Unfunded List (Lack of AB 55 Loans).

This approval does not constitute a guarantee or commitment of future State funding.

The District shall ensure that it is in compliance with all applicable laws, regulations and certifications it made on the program forms.

The District is responsible for ensuring that the project is compliant with Prevailing Wage Monitoring and/or Labor Compliance Program requirements at the time construction contracts are executed and/or construction commenced.

Based on the Board's action on June 5, 2017, this project is subject to the Grant Agreement submittal pursuant to School Facility Program Regulation Section 1859.90.4.

SCHOOL DISTRICT DATA

Application No: 50/69062-01-013
School District: Sequoia Union High
High School Attendance Area: Carlmont, Menlo, Sequoia, Redwood

County: San Mateo
School Name: Menlo-Atherton High

PROJECT DATA

Type of Project: High School
K-6:
7-8:
9-12: 104
Non-Severe:
Severe:
Application Filing Basis: High School Attendance Area
Number of Classrooms: 6
Master Acres: 63.3
Existing Acres: 42
Proposed Acres:
Recommended Acres: 60.8
Facility Hardship (a): No
Financial Hardship Requested: No
Alternative Education School: No
Addition to Existing Site: Yes

ADJUSTED GRANT DATA

New Construction Grant	\$	1,707,160.00
Fire Detection Alarm		3,432.00
Service Site		206,498.00
Utilities		30,854.00
Small Size Project		68,286.00
Total State Share (50%)		<u>2,016,230.00</u>
District Share (50%)		<u>2,016,230.00</u>
Total Project Cost	\$	<u>4,032,460.00</u>

PROJECT FINANCING

State Share
This Project \$ 2,016,230.00
District Share
Cash Contribution 2,016,230.00
Financial Hardship
Total Project Cost \$ 4,032,460.00

HISTORY OF PROJECT COST AND APPORTIONMENT

	Fund Code	Proposition	Previously Authorized	Authorized This Action	Unfunded Approval This Action
State Share					
New Construction/Add. Grant	951-500	51	\$	\$ 2,016,230.00	\$ 2,016,230.00
District Share					
Cash Contribution				<u>2,016,230.00</u>	
Total			\$	<u>4,032,460.00</u>	<u>2,016,230.00</u>

Funding Source: Proposition 51 Bonds/2016-Nov.

Pursuant to the Board's action on March 11, 2009, this application has been approved and placed on the Unfunded List (Lack of AB 55 Loans). This approval does not constitute a guarantee or commitment of future State funding.

The District shall ensure that it is in compliance with all applicable laws, regulations and certifications it made on the program forms.

Based on the Board's action on June 5, 2017, this project is subject to the Grant Agreement submittal pursuant to School Facility Program Regulation Section 1859.90.4.

The District is responsible for ensuring that the project is compliant with Prevailing Wage Monitoring and/or Labor Compliance Program requirements at the time construction contracts are executed and/or construction commenced.

SCHOOL DISTRICT DATA

Application No: 50/75358-00-016
 School District: Windsor Unified

County: Sonoma
 School Name: Windsor Oaks Academy

PROJECT DATA

Type of Project: High School
 K-6:
 7-8:
 9-12: 119
 Non-Severe:
 Severe:
 Application Filing Basis: District Wide
 Number of Classrooms: 5
 Master Acres: 3.6
 Existing Acres: 0.76
 Proposed Acres:
 Recommended Acres: 2.2
 Facility Hardship (a): No
 Financial Hardship Requested: No
 Alternative Education School: No
 Addition to Existing Site: Yes

ADJUSTED GRANT DATA

New Construction Grant	\$	1,953,385.00
Fire Detection Alarm		3,927.00
Service Site		86,992.00
Off-Site		1,531.00
Utilities		88,351.00
Small Size Project		78,135.00
Total State Share (50%)		<u>2,212,321.00</u>
District Share (50%)		<u>2,212,321.00</u>
Total Project Cost	\$	<u><u>4,424,642.00</u></u>

PROJECT FINANCING

State Share
 This Project \$ 2,212,321.00
District Share
 Cash Contribution 2,212,321.00
 Financial Hardship
 Total Project Cost \$ 4,424,642.00

HISTORY OF PROJECT COST AND APPORTIONMENT

	Fund Code	Proposition	Previously Authorized	Authorized This Action	Unfunded Approval This Action
<u>State Share</u>					
New Construction/Add. Grant	951-500	51	\$	\$ 2,212,321.00	\$ 2,212,321.00
<u>District Share</u>					
Cash Contribution				<u>2,212,321.00</u>	
Total			\$	<u><u>4,424,642.00</u></u>	<u><u>2,212,321.00</u></u>

Funding Source: Proposition 51 Bonds/2016-Nov.

Pursuant to the Board's action on March 11, 2009, this application has been approved and placed on the Unfunded List (Lack of AB 55 Loans). This approval does not constitute a guarantee or commitment of future State funding.

The District shall ensure that it is in compliance with all applicable laws, regulations and certifications it made on the program forms.

Based on the Board's action on June 5, 2017, this project is subject to the Grant Agreement submittal pursuant to School Facility Program Regulation Section 1859.90.4.

The District is responsible for ensuring that the project is compliant with Prevailing Wage Monitoring and/or Labor Compliance Program requirements at the time construction contracts are executed and/or construction commenced.

SCHOOL DISTRICT DATA

Application No: 50/64667-00-010
 School District: Lancaster Elementary

County: Los Angeles
 School Name: Endeavour Middle

PROJECT DATA

Type of Project: Elementary School
 K-6: 50
 7-8:
 9-12:
 Non-Severe:
 Severe:
 Application Filing Basis: District Wide
 Number of Classrooms: 2
 Master Acres: 14
 Existing Acres: 16.49
 Proposed Acres:
 Recommended Acres: 14
 Facility Hardship (a): No
 Financial Hardship Requested: No
 Alternative Education School: No
 Addition to Existing Site: Yes

ADJUSTED GRANT DATA

New Construction Grant	\$	645,050.00
Fire Detection Alarm		1,000.00
Sprinkler System		12,150.00
Service Site		116,174.00
Utilities		8,608.00
Small Size Project		77,406.00
Total State Share (50%)		860,388.00
District Share (50%)		860,388.00
Total Project Cost	\$	<u>1,720,776.00</u>

PROJECT FINANCING

State Share
 This Project \$ 860,388.00
District Share
 Cash Contribution 860,388.00
 Financial Hardship
 Total Project Cost \$ 1,720,776.00

HISTORY OF PROJECT COST AND APPORTIONMENT

	Fund Code	Proposition	Previously Authorized	Authorized This Action	Unfunded Approval This Action
<u>State Share</u>					
New Construction/Add. Grant	951-500	51	\$	\$ 860,388.00	\$ 860,388.00
<u>District Share</u>					
Cash Contribution				860,388.00	
Total			\$	<u>1,720,776.00</u>	<u>860,388.00</u>

Funding Source: Proposition 51 Bonds/2016-Nov.

Pursuant to the Board's action on March 11, 2009, this application has been approved and placed on the Unfunded List (Lack of AB 55 Loans). This approval does not constitute a guarantee or commitment of future State funding.

The District shall ensure that it is in compliance with all applicable laws, regulations and certifications it made on the program forms.

Based on the Board's action on June 5, 2017, this project is subject to the Grant Agreement submittal pursuant to School Facility Program Regulation Section 1859.90.4.

The District is responsible for ensuring that the project is compliant with Prevailing Wage Monitoring and/or Labor Compliance Program requirements at the time construction contracts are executed and/or construction commenced.

SCHOOL DISTRICT DATA

Application No: 57/61804-00-025 School District: San Ramon Valley Unified	County: Contra Costa School Name: Monte Vista High
--	---

PROJECT DATA

Type of Project: High School Pupils Assigned Under 50 Yrs: K-6: 7-8: 9-12: 139 Non-Severe: Severe:	Application Filing Basis: Site Specific Financial Hardship Requested: No Alternative Education School: No	Recommended Acres: 55.2 Existing Acres: 53.38
---	--	--

ADJUSTED GRANT DATA

Modernization Grant - Under 50 Yrs	\$ 893,909.00
Fire Detection Alarm	20,989.00
Small Size Project	35,756.00
Accessibility/Fire Code Req.	26,817.00
Total State Share (60%)	977,471.00
District Share (40%)	651,647.00
Total Project Cost	\$ 1,629,118.00

PROJECT FINANCING

State Share	
This Project	\$ 977,471.00
District Share	
Cash Contribution	651,647.00
Financial Hardship	
Total Project Cost	\$ 1,629,118.00

HISTORY OF PROJECT COST AND APPORTIONMENT

	Fund Code	Proposition	Previously Authorized	Authorized This Action	Unfunded Approval This Action
State Share					
Modernization/Additional Grant	951-570	51	\$	\$ 977,471.00	\$ 977,471.00
District Share					
Cash Contribution				651,647.00	
Total			\$	\$ 1,629,118.00	\$ 977,471.00

Funding Source: Proposition 51 Bonds/2016-Nov.

Pursuant to the Board's action on March 11, 2009, this application has been approved and placed on the Unfunded List (Lack of AB 55 Loans).

This approval does not constitute a guarantee or commitment of future State funding.

The District shall ensure that it is in compliance with all applicable laws, regulations and certifications it made on the program forms.

Based on the Board's action on June 5, 2017, this project is subject to the Grant Agreement submittal pursuant to School Facility Program Regulation Section 1859.90.4.

The District is responsible for ensuring that the project is compliant with Prevailing Wage Monitoring and/or Labor Compliance Program requirements at the time construction contracts are executed and/or construction commenced.

SCHOOL DISTRICT DATA

Application No: 57/66522-00-075 County: Orange
 School District: Garden Grove Unified School Name: Carrillo (Leo) Elementary

PROJECT DATA

Type of Project:	Elementary School	Application Filing Basis:	Site Specific
Pupils Assigned Under 50 Yrs:	K-6:	Pupils Assigned Over 50 Yrs:	K-6: 75
	7-8:		7-8:
	9-12:		9-12:
	Non-Severe:		Non-Severe:
	Severe:		Severe:
Financial Hardship Requested:	No	Recommended Acres:	9.6
Alternative Education School:	No	Existing Acres:	9

ADJUSTED GRANT DATA

Modernization Grant - Over 50 Yrs	483,900.00
Fire Detection Alarm	11,325.00
Small Size Project	58,068.00
Accessibility/Fire Code Req.	14,517.00
Total State Share (60%)	567,810.00
District Share (40%)	378,540.00
Total Project Cost	\$ 946,350.00

PROJECT FINANCING

<u>State Share</u>	
This Project	\$ 567,810.00
<u>District Share</u>	
Cash Contribution	378,540.00
Financial Hardship	
Total Project Cost	\$ 946,350.00

HISTORY OF PROJECT COST AND APPORTIONMENT

	Fund Code	Proposition	Previously Authorized	Authorized This Action	Unfunded Approval This Action
<u>State Share</u>					
Modernization/Additional Grant	951-570	51	\$	\$ 567,810.00	\$ 567,810.00
<u>District Share</u>					
Cash Contribution				378,540.00	
Total			\$	\$ 946,350.00	\$ 567,810.00

Funding Source: Proposition 51 Bonds/2016-Nov.

Pursuant to the Board's action on March 11, 2009, this application has been approved and placed on the Unfunded List (Lack of AB 55 Loans).

This approval does not constitute a guarantee or commitment of future State funding.

The District shall ensure that it is in compliance with all applicable laws, regulations and certifications it made on the program forms.

Based on the Board's action on June 5, 2017, this project is subject to the Grant Agreement submittal pursuant to School Facility Program Regulation Section 1859.90.4.

The District is responsible for ensuring that the project is compliant with Prevailing Wage Monitoring and/or Labor Compliance Program requirements at the time construction contracts are executed and/or construction commenced.

SCHOOL DISTRICT DATA

Application No: 57/66522-00-076 County: Orange
 School District: Garden Grove Unified School Name: Post Elementary

PROJECT DATA

Type of Project:	Elementary School	Application Filing Basis:	Site Specific
Pupils Assigned Under 50 Yrs:	K-6:	Pupils Assigned Over 50 Yrs:	K-6:
	7-8:		7-8:
	9-12:		9-12:
	Non-Severe: 2		Non-Severe: 43
	Severe:		Severe:
Financial Hardship Requested:	No	Recommended Acres:	9.5
Alternative Education School:	No	Existing Acres:	8.9

ADJUSTED GRANT DATA

Modernization Grant - Under 50 Yrs	\$ 19,806.00
Modernization Grant - Over 50 Yrs	591,336.00
Fire Detection Alarm	12,510.00
Small Size Project	73,337.00
Accessibility/Fire Code Req.	18,334.00
Total State Share (60%)	715,323.00
District Share (40%)	476,882.00
Total Project Cost	\$ 1,192,205.00

PROJECT FINANCING

<u>State Share</u>	
This Project	\$ 715,323.00
<u>District Share</u>	
Cash Contribution	476,882.00
Financial Hardship	
Total Project Cost	\$ 1,192,205.00

HISTORY OF PROJECT COST AND APPORTIONMENT

	Fund Code	Proposition	Previously Authorized	Authorized This Action	Unfunded Approval This Action
<u>State Share</u>					
Modernization/Additional Grant	951-570	51	\$	\$ 715,323.00	\$ 715,323.00
<u>District Share</u>					
Cash Contribution				476,882.00	
Total			\$	\$ 1,192,205.00	\$ 715,323.00

Funding Source: Proposition 51 Bonds/2016-Nov.

Pursuant to the Board's action on March 11, 2009, this application has been approved and placed on the Unfunded List (Lack of AB 55 Loans). This approval does not constitute a guarantee or commitment of future State funding.

The District shall ensure that it is in compliance with all applicable laws, regulations and certifications it made on the program forms.

Based on the Board's action on June 5, 2017, this project is subject to the Grant Agreement submittal pursuant to School Facility Program Regulation Section 1859.90.4.

The District is responsible for ensuring that the project is compliant with Prevailing Wage Monitoring and/or Labor Compliance Program requirements at the time construction contracts are executed and/or construction commenced.

SCHOOL DISTRICT DATA

Application No: 57/66522-00-077 County: Orange
 School District: Garden Grove Unified School Name: McGarvin (Sarah) Intermediate

PROJECT DATA

Type of Project:	Middle School	Application Filing Basis:	Site Specific
Pupils Assigned Under 50 Yrs:	K-6:	Pupils Assigned Over 50 Yrs:	K-6:
	7-8:		7-8: 37
	9-12:		9-12:
	Non-Severe:		Non-Severe: 2
	Severe:		Severe:
Financial Hardship Requested:	No	Recommended Acres:	14
Alternative Education School:	No	Existing Acres:	20

ADJUSTED GRANT DATA

Modernization Grant - Over 50 Yrs	\$ 279,992.00
Fire Detection Alarm	6,143.00
Small Size Project	33,599.00
Accessibility/Fire Code Req.	8,400.00
Total State Share (60%)	328,134.00
District Share (40%)	218,756.00
Total Project Cost	\$ 546,890.00

PROJECT FINANCING

<u>State Share</u>	
This Project	\$ 328,134.00
<u>District Share</u>	
Cash Contribution	218,756.00
Financial Hardship	
Total Project Cost	\$ 546,890.00

HISTORY OF PROJECT COST AND APPORTIONMENT

	Fund Code	Proposition	Previously Authorized	Authorized This Action	Unfunded Approval This Action
<u>State Share</u>					
Modernization/Additional Grant	951-570	51	\$	\$ 328,134.00	\$ 328,134.00
<u>District Share</u>					
Cash Contribution				218,756.00	
Total			\$	\$ 546,890.00	\$ 328,134.00

Funding Source: Proposition 51 Bonds/2016-Nov.

Pursuant to the Board's action on March 11, 2009, this application has been approved and placed on the Unfunded List (Lack of AB 55 Loans).

This approval does not constitute a guarantee or commitment of future State funding.

The District shall ensure that it is in compliance with all applicable laws, regulations and certifications it made on the program forms.

Based on the Board's action on June 5, 2017, this project is subject to the Grant Agreement submittal pursuant to School Facility Program Regulation Section 1859.90.4.

The District is responsible for ensuring that the project is compliant with Prevailing Wage Monitoring and/or Labor Compliance Program requirements at the time construction contracts are executed and/or construction commenced.

SCHOOL DISTRICT DATA

Application No: 57/66522-00-078 County: Orange
 School District: Garden Grove Unified School Name: Clinton Elementary

PROJECT DATA

Type of Project:	Elementary School	Application Filing Basis:	Site Specific
Pupils Assigned Under 50 Yrs:	K-6:	Pupils Assigned Over 50 Yrs:	K-6: 91
	7-8:		7-8:
	9-12:		9-12:
	Non-Severe:		Non-Severe:
	Severe:		Severe:
Financial Hardship Requested:	No	Recommended Acres:	13.8
Alternative Education School:	No	Existing Acres:	11.4

ADJUSTED GRANT DATA

Modernization Grant - Over 50 Yrs	\$ 587,132.00
Fire Detection Alarm	13,741.00
Small Size Project	70,456.00
Accessibility/Fire Code Req.	17,614.00
Total State Share (60%)	688,943.00
District Share (40%)	459,295.00
Total Project Cost	\$ 1,148,238.00

PROJECT FINANCING

<u>State Share</u>	
This Project	\$ 688,943.00
<u>District Share</u>	
Cash Contribution	459,295.00
Financial Hardship	
Total Project Cost	\$ 1,148,238.00

HISTORY OF PROJECT COST AND APPORTIONMENT

	Fund Code	Proposition	Previously Authorized	Authorized This Action	Unfunded Approval This Action
<u>State Share</u>					
Modernization/Additional Grant	951-570	51	\$	\$ 688,943.00	\$ 688,943.00
<u>District Share</u>					
Cash Contribution				459,295.00	
Total			\$	\$ 1,148,238.00	\$ 688,943.00

Funding Source: Proposition 51 Bonds/2016-Nov.

Pursuant to the Board's action on March 11, 2009, this application has been approved and placed on the Unfunded List (Lack of AB 55 Loans).

This approval does not constitute a guarantee or commitment of future State funding.

The District shall ensure that it is in compliance with all applicable laws, regulations and certifications it made on the program forms.

Based on the Board's action on June 5, 2017, this project is subject to the Grant Agreement submittal pursuant to School Facility Program Regulation Section 1859.90.4.

The District is responsible for ensuring that the project is compliant with Prevailing Wage Monitoring and/or Labor Compliance Program requirements at the time construction contracts are executed and/or construction commenced.

SCHOOL DISTRICT DATA

Application No: 57/66522-00-079 County: Orange
 School District: Garden Grove Unified School Name: Russell (Edward) Elementary

PROJECT DATA

Type of Project: Elementary School Application Filing Basis: Site Specific
 Pupils Assigned Under 50 Yrs: K-6: Pupils Assigned Over 50 Yrs: K-6: 75
 7-8:
 9-12:
 Non-Severe: Non-Severe:
 Severe: Severe:
 Financial Hardship Requested: No Recommended Acres: 14.4
 Alternative Education School: No Existing Acres: 10

ADJUSTED GRANT DATA

Modernization Grant - Over 50 Yrs	\$ 483,900.00
Fire Detection Alarm	11,325.00
Small Size Project	58,068.00
Accessibility/Fire Code Req.	14,517.00
Total State Share (60%)	567,810.00
District Share (40%)	378,540.00
Total Project Cost	\$ 946,350.00

PROJECT FINANCING

<u>State Share</u>	
This Project	\$ 567,810.00
<u>District Share</u>	
Cash Contribution	378,540.00
Financial Hardship	
Total Project Cost	\$ 946,350.00

HISTORY OF PROJECT COST AND APPORTIONMENT

	Fund Code	Proposition	Previously Authorized	Authorized This Action	Unfunded Approval This Action
<u>State Share</u>					
Modernization/Additional Grant	951-570	51	\$	\$ 567,810.00	\$ 567,810.00
<u>District Share</u>					
Cash Contribution				378,540.00	
Total			\$	\$ 946,350.00	\$ 567,810.00

Funding Source: Proposition 51 Bonds/2016-Nov.

Pursuant to the Board's action on March 11, 2009, this application has been approved and placed on the Unfunded List (Lack of AB 55 Loans).

This approval does not constitute a guarantee or commitment of future State funding.

The District shall ensure that it is in compliance with all applicable laws, regulations and certifications it made on the program forms.

Based on the Board's action on June 5, 2017, this project is subject to the Grant Agreement submittal pursuant to School Facility Program Regulation Section 1859.90.4.

The District is responsible for ensuring that the project is compliant with Prevailing Wage Monitoring and/or Labor Compliance Program requirements at the time construction contracts are executed and/or construction commenced.

SCHOOL DISTRICT DATA

Application No: 57/66522-00-080 School District: Garden Grove Unified	County: Orange School Name: Garden Grove High
--	--

PROJECT DATA

Type of Project: High School Pupils Assigned Under 50 Yrs: K-6: 7-8: 9-12: Non-Severe: Severe: Financial Hardship Requested: No Alternative Education School: No	Application Filing Basis: Site Specific Pupils Assigned Over 50 Yrs: K-6: 7-8: 9-12: 171 Non-Severe: 12 Severe: Recommended Acres: 60.8 Existing Acres: 27.6
---	---

ADJUSTED GRANT DATA

Modernization Grant - Over 50 Yrs	\$ 1,692,567.00
Fire Detection Alarm	29,157.00
Small Size Project	67,703.00
Urban/Security/Impacted Site	349,621.00
Accessibility/Fire Code Req.	50,777.00
Total State Share (60%)	2,189,825.00
District Share (40%)	1,459,883.00
Total Project Cost	\$ 3,649,708.00

PROJECT FINANCING

State Share	
This Project	\$ 2,189,825.00
District Share	
Cash Contribution	1,459,883.00
Financial Hardship	
Total Project Cost	\$ 3,649,708.00

HISTORY OF PROJECT COST AND APPORTIONMENT

	Fund Code	Proposition	Previously Authorized	Authorized This Action	Unfunded Approval This Action
State Share					
Modernization/Additional Grant	951-570	51	\$	\$ 2,189,825.00	\$ 2,189,825.00
District Share					
Cash Contribution				1,459,883.00	
Total			\$	\$ 3,649,708.00	\$ 2,189,825.00

Funding Source: Proposition 51 Bonds/2016-Nov.

Pursuant to the Board's action on March 11, 2009, this application has been approved and placed on the Unfunded List (Lack of AB 55 Loans). This approval does not constitute a guarantee or commitment of future State funding.

The District shall ensure that it is in compliance with all applicable laws, regulations and certifications it made on the program forms.

Based on the Board's action on June 5, 2017, this project is subject to the Grant Agreement submittal pursuant to School Facility Program Regulation Section 1859.90.4.

The District is responsible for ensuring that the project is compliant with Prevailing Wage Monitoring and/or Labor Compliance Program requirements at the time construction contracts are executed and/or construction commenced.

SCHOOL DISTRICT DATA

Application No: 57/66522-00-081 County: Orange
 School District: Garden Grove Unified School Name: Patton Elementary

PROJECT DATA

Type of Project: Elementary School Application Filing Basis: Site Specific
 Pupils Assigned Over 50 Years: K-6:
 7-8:
 9-12:
 Non-Severe: 24
 Severe:
 Financial Hardship Requested: No Recommended Acres: 15.8
 Alternative Education School: No Existing Acres: 21.5

ADJUSTED GRANT DATA

Modernization Grant - Over 50 Yrs	\$ 330,048.00
Fire Detection Alarm	6,672.00
Small Size Project	39,606.00
Accessibility/Fire Code Req.	9,901.00
Total State Share (60%)	386,227.00
District Share (40%)	257,485.00
Total Project Cost	<u>\$ 643,712.00</u>

PROJECT FINANCING

<u>State Share</u>	
This Project	\$ 386,227.00
<u>District Share</u>	
Cash Contribution	257,485.00
Financial Hardship	
Total Project Cost	<u>\$ 643,712.00</u>

HISTORY OF PROJECT COST AND APPORTIONMENT

	Fund Code	Proposition	Previously Authorized	Authorized This Action	Unfunded Approval This Action
<u>State Share</u>					
Modernization/Additional Grant	951-570	51	\$	\$ 386,227.00	\$ 386,227.00
<u>District Share</u>					
Cash Contribution				257,485.00	
Total			\$	<u>\$ 643,712.00</u>	<u>\$ 386,227.00</u>

Funding Source: Proposition 51 Bonds/2016-Nov.

Pursuant to the Board's action on March 11, 2009, this application has been approved and placed on the Unfunded List (Lack of AB 55 Loans). This approval does not constitute a guarantee or commitment of future State funding.

The District shall ensure that it is in compliance with all applicable laws, regulations and certifications it made on the program forms.

Based on the Board's action on June 5, 2017, this project is subject to the Grant Agreement submittal pursuant to School Facility Program Regulation Section 1859.90.4.

The District is responsible for ensuring that the project is compliant with Prevailing Wage Monitoring and/or Labor Compliance Program requirements at the time construction contracts are executed and/or construction commenced.

SCHOOL DISTRICT DATA

Application No: 57/66522-00-082 County: Orange
 School District: Garden Grove Unified School Name: Louis Lake Intermediate

PROJECT DATA

Type of Project: Middle School Application Filing Basis: Site Specific
 Pupils Assigned Over 50 Years: K-6:
 7-8:
 9-12:
 Non-Severe: 9
 Severe: 7
 Financial Hardship Requested: No Recommended Acres: 10.7
 Alternative Education School: No Existing Acres: 17.93

ADJUSTED GRANT DATA

Modernization Grant - Over 50 Yrs	\$ 267,723.00
Fire Detection Alarm	5,407.00
Small Size Project	32,127.00
Accessibility/Fire Code Req.	8,032.00
Total State Share (60%)	313,289.00
District Share (40%)	208,859.00
Total Project Cost	<u>\$ 522,148.00</u>

PROJECT FINANCING

<u>State Share</u>	
This Project	\$ 313,289.00
<u>District Share</u>	
Cash Contribution	208,859.00
Financial Hardship	
Total Project Cost	<u>\$ 522,148.00</u>

HISTORY OF PROJECT COST AND APPORTIONMENT

	Fund Code	Proposition	Previously Authorized	Authorized This Action	Unfunded Approval This Action
<u>State Share</u>					
Modernization/Additional Grant	951-570	51	\$	\$ 313,289.00	\$ 313,289.00
<u>District Share</u>					
Cash Contribution				208,859.00	
Total			\$	<u>\$ 522,148.00</u>	<u>\$ 313,289.00</u>

Funding Source: Proposition 51 Bonds/2016-Nov.

Pursuant to the Board's action on March 11, 2009, this application has been approved and placed on the Unfunded List (Lack of AB 55 Loans).

This approval does not constitute a guarantee or commitment of future State funding.

The District shall ensure that it is in compliance with all applicable laws, regulations and certifications it made on the program forms.

Based on the Board's action on June 5, 2017, this project is subject to the Grant Agreement submittal pursuant to School Facility Program Regulation Section 1859.90.4.

The District is responsible for ensuring that the project is compliant with Prevailing Wage Monitoring and/or Labor Compliance Program requirements at the time construction contracts are executed and/or construction commenced.

SCHOOL DISTRICT DATA

Application No: 57/66522-00-083 County: Orange
 School District: Garden Grove Unified School Name: Doig (Leroy L.) Intermediate

PROJECT DATA

Type of Project: Middle School Application Filing Basis: Site Specific
 Pupils Assigned Over 50 Years: K-6: 44
 7-8: 44
 9-12: 25
 Non-Severe: 25
 Severe:
 Financial Hardship Requested: No Recommended Acres: 14
 Alternative Education School: No Existing Acres: 20.12

ADJUSTED GRANT DATA

Modernization Grant - Over 50 Yrs	\$ 644,056.00
Fire Detection Alarm	13,594.00
Small Size Project	77,287.00
Accessibility/Fire Code Req.	19,322.00
Total State Share (60%)	754,259.00
District Share (40%)	502,839.00
Total Project Cost	<u>\$ 1,257,098.00</u>

PROJECT FINANCING

<u>State Share</u>	
This Project	\$ 754,259.00
<u>District Share</u>	
Cash Contribution	502,839.00
Financial Hardship	
Total Project Cost	<u>\$ 1,257,098.00</u>

HISTORY OF PROJECT COST AND APPORTIONMENT

	Fund Code	Proposition	Previously Authorized	Authorized This Action	Unfunded Approval This Action
<u>State Share</u>					
Modernization/Additional Grant	951-570	51	\$	\$ 754,259.00	\$ 754,259.00
<u>District Share</u>					
Cash Contribution				502,839.00	
Total			\$	<u>\$ 1,257,098.00</u>	<u>\$ 754,259.00</u>

Funding Source: Proposition 51 Bonds/2016-Nov.

Pursuant to the Board's action on March 11, 2009, this application has been approved and placed on the Unfunded List (Lack of AB 55 Loans). This approval does not constitute a guarantee or commitment of future State funding.

The District shall ensure that it is in compliance with all applicable laws, regulations and certifications it made on the program forms.

Based on the Board's action on June 5, 2017, this project is subject to the Grant Agreement submittal pursuant to School Facility Program Regulation Section 1859.90.4.

The District is responsible for ensuring that the project is compliant with Prevailing Wage Monitoring and/or Labor Compliance Program requirements at the time construction contracts are executed and/or construction commenced.

SCHOOL DISTRICT DATA

Application No: 57/66522-00-084 County: Orange
 School District: Garden Grove Unified School Name: Eisenhower (Dwight D.) Elementary

PROJECT DATA

Type of Project: Elementary School Pupils Assigned Under 50 Yrs: K-6: 31 7-8: 9-12: Non-Severe: Severe: Financial Hardship Requested: No Alternative Education School: No	Application Filing Basis: Site Specific Pupils Assigned Over 50 Yrs: K-6: 154 7-8: 9-12: Non-Severe: Severe: Recommended Acres: 14.4 Existing Acres: 10.08
---	--

ADJUSTED GRANT DATA

Modernization Grant - Under 50 Yrs	\$ 143,964.00
Modernization Grant - Over 50 Yrs	993,608.00
Fire Detection Alarm	27,935.00
Small Size Project	45,503.00
Accessibility/Fire Code Req.	<u>34,127.00</u>
Total State Share (60%)	1,245,137.00
District Share (40%)	<u>830,091.00</u>
Total Project Cost	<u>\$ 2,075,228.00</u>

PROJECT FINANCING

<u>State Share</u>	
This Project	\$ 1,245,137.00
<u>District Share</u>	
Cash Contribution	830,091.00
Financial Hardship	
Total Project Cost	<u>\$ 2,075,228.00</u>

HISTORY OF PROJECT COST AND APPORTIONMENT

	Fund Code	Proposition	Previously Authorized	Authorized This Action	Unfunded Approval This Action
<u>State Share</u>					
Modernization/Additional Grant	951-570	51	\$	\$ 1,245,137.00	\$ 1,245,137.00
<u>District Share</u>					
Cash Contribution				<u>830,091.00</u>	
Total			<u>\$</u>	<u>\$ 2,075,228.00</u>	<u>\$ 1,245,137.00</u>

Funding Source: Proposition 51 Bonds/2016-Nov.

Pursuant to the Board's action on March 11, 2009, this application has been approved and placed on the Unfunded List (Lack of AB 55 Loans). This approval does not constitute a guarantee or commitment of future State funding.

The District shall ensure that it is in compliance with all applicable laws, regulations and certifications it made on the program forms.

Based on the Board's action on June 5, 2017, this project is subject to the Grant Agreement submittal pursuant to School Facility Program Regulation Section 1859.90.4.

The District is responsible for ensuring that the project is compliant with Prevailing Wage Monitoring and/or Labor Compliance Program requirements at the time construction contracts are executed and/or construction commenced.

SCHOOL DISTRICT DATA

Application No: 57/66522-00-085 School District: Garden Grove Unified	County: Orange School Name: Bolsa Grande High
--	--

PROJECT DATA

Type of Project: High School Pupils Assigned Under 50 Yrs: K-6: 7-8: 9-12: Non-Severe: Severe:	Application Filing Basis: Site Specific Pupils Assigned Over 50 Yrs: K-6: 7-8: 9-12: 77 Non-Severe: 20 Severe:	
Financial Hardship Requested: No Alternative Education School: No	Recommended Acres: 60.8 Existing Acres: 39	

ADJUSTED GRANT DATA

Modernization Grant - Over 50 Yrs	\$ 962,881.00
Fire Detection Alarm	17,187.00
Small Size Project	115,546.00
Accessibility/Fire Code Req.	28,886.00
Total State Share (60%)	1,124,500.00
District Share (40%)	749,667.00
Total Project Cost	\$ 1,874,167.00

PROJECT FINANCING

<u>State Share</u>	
This Project	\$ 1,124,500.00
<u>District Share</u>	
Cash Contribution	749,667.00
Financial Hardship	
Total Project Cost	\$ 1,874,167.00

HISTORY OF PROJECT COST AND APPORTIONMENT

	Fund Code	Proposition	Previously Authorized	Authorized This Action	Unfunded Approval This Action
<u>State Share</u>					
Modernization/Additional Grant	951-570	51	\$	\$ 1,124,500.00	\$ 1,124,500.00
<u>District Share</u>					
Cash Contribution				749,667.00	
Total			\$	\$ 1,874,167.00	\$ 1,124,500.00

Funding Source: Proposition 51 Bonds/2016-Nov.

Pursuant to the Board's action on March 11, 2009, this application has been approved and placed on the Unfunded List (Lack of AB 55 Loans).

This approval does not constitute a guarantee or commitment of future State funding.

The District shall ensure that it is in compliance with all applicable laws, regulations and certifications it made on the program forms.

The District is responsible for ensuring that the project is compliant with Prevailing Wage Monitoring and/or Labor Compliance Program requirements at the time construction contracts are executed and/or construction commenced.

Based on the Board's action on June 5, 2017, this project is subject to the Grant Agreement submittal pursuant to School Facility Program Regulation Section 1859.90.4.

SCHOOL DISTRICT DATA

Application No: 57/64998-00-008	County: Los Angeles
School District: Saugus Union Elementary	School Name: Foster (James) Elementary

PROJECT DATA

Type of Project: Elementary School	Application Filing Basis: Site Specific
Pupils Assigned Under 50 Yrs:	
K-6: 118	
7-8:	
9-12:	
Non-Severe:	
Severe:	
Financial Hardship Requested: No	Recommended Acres: 10.5
Alternative Education School: No	Existing Acres: 7.7

ADJUSTED GRANT DATA

Modernization Grant - Under 50 Yrs	\$ 547,992.00
Fire Detection Alarm	17,818.00
Prevailing Wage Monitoring	873.00
Accessibility/Fire Code Req.	16,440.00
Total State Share (60%)	583,123.00
District Share (40%)	388,749.00
Total Project Cost	\$ 971,872.00

PROJECT FINANCING

<u>State Share</u>	
This Project	\$ 583,123.00
<u>District Share</u>	
Cash Contribution	388,749.00
Financial Hardship	
Total Project Cost	\$ 971,872.00

HISTORY OF PROJECT COST AND APPORTIONMENT

	Fund Code	Proposition	Previously Authorized	Authorized This Action	Unfunded Approval This Action
<u>State Share</u>					
Modernization/Additional Grant	951-570	51	\$	\$ 583,123.00	\$ 583,123.00
<u>District Share</u>					
Cash Contribution				388,749.00	
Total			\$	\$ 971,872.00	\$ 583,123.00

Funding Source: Proposition 51 Bonds/2016-Nov.

Pursuant to the Board's action on March 11, 2009, this application has been approved and placed on the Unfunded List (Lack of AB 55 Loans).

This approval does not constitute a guarantee or commitment of future State funding.

The District shall ensure that it is in compliance with all applicable laws, regulations and certifications it made on the program forms.

Based on the Board's action on June 5, 2017, this project is subject to the Grant Agreement submittal pursuant to School Facility Program Regulation Section 1859.90.4.

The District is responsible for ensuring that the project is compliant with Prevailing Wage Monitoring and/or Labor Compliance Program requirements at the time construction contracts are executed and/or construction commenced.

SCHOOL DISTRICT DATA

Application No: 57/64998-00-009	County: Los Angeles
School District: Saugus Union Elementary	School Name: Charles Helmers Elementary

PROJECT DATA

Type of Project: Elementary School	Application Filing Basis: Site Specific
Pupils Assigned Under 50 Yrs:	
K-6: 575	
7-8:	
9-12:	
Non-Severe:	
Severe:	
Financial Hardship Requested: No	Recommended Acres: 12.8
Alternative Education School: No	Existing Acres: 4.5

ADJUSTED GRANT DATA

Modernization Grant - Under 50 Yrs	\$ 2,670,300.00
Fire Detection Alarm	86,825.00
Urban/Security/Impacted Site	621,458.00
Accessibility/Fire Code Req.	80,109.00
Total State Share (60%)	3,458,692.00
District Share (40%)	2,305,794.00
Total Project Cost	\$ 5,764,486.00

PROJECT FINANCING

State Share	
This Project	\$ 3,458,692.00
District Share	
Cash Contribution	2,305,794.00
Financial Hardship	
Total Project Cost	\$ 5,764,486.00

HISTORY OF PROJECT COST AND APPORTIONMENT

	Fund Code	Proposition	Previously Authorized	Authorized This Action	Unfunded Approval This Action
State Share					
Modernization/Additional Grant	951-570	51	\$	\$ 3,458,692.00	\$ 3,458,692.00
District Share					
Cash Contribution				2,305,794.00	
Total			\$	\$ 5,764,486.00	\$ 3,458,692.00

Funding Source: Proposition 51 Bonds/2016-Nov.

Pursuant to the Board's action on March 11, 2009, this application has been approved and placed on the Unfunded List (Lack of AB 55 Loans). This approval does not constitute a guarantee or commitment of future State funding.

The District shall ensure that it is in compliance with all applicable laws, regulations and certifications it made on the program forms.

Based on the Board's action on June 5, 2017, this project is subject to the Grant Agreement submittal pursuant to School Facility Program Regulation Section 1859.90.4.

The District is responsible for ensuring that the project is compliant with Prevailing Wage Monitoring and/or Labor Compliance Program requirements at the time construction contracts are executed and/or construction commenced.

SCHOOL DISTRICT DATA

Application No	54/75499-00-005	County	San Joaquin
School District	Tracy Unified	Charter School	Tracy Learning Center - Primary Charter
		School Name	Tracy Learning Center - Primary Charter

PROJECT DATA

Type of Project: Elementary School

Pupils Assigned

K-6:	
7-8:	
9-12:	
Non-Severe:	
Severe:	
Non-Toilet sq. ft.:	8,787
Toilet sq. ft.:	349

Application Filing Basis: District

Number of Classrooms: 7

Master Plan Acres:

Existing Acres: 12.50

Proposed Acres:

Recommended Acres: 35.50

PRELIMINARY GRANT DATA

Charter School Base Grant	\$	1,882,691.00
Urban/Security/Impacted Site		455,399.00
Small Size		75,308.00
Access Fire Code		56,481.00
Total State Project Share (50%)		2,469,879.00
CSFA Lease-Payment Amount		0.00
Charter School Cash Contribution		2,469,879.00
Total Project Cost	\$	<u><u>4,939,758.00</u></u>

PROJECT FINANCING

State Share

This Project \$ 2,469,879.00

Charter School Share

CSFA Lease Amount

Cash Contribution 2,469,879.00

Total Project Cost \$ 4,939,758.00

HISTORY OF PROJECT COST AND APPORTIONMENT

	Fund Code	Proposition	Preliminary Apportionment	Preliminary Apportionment This Action	Authorized This Action	Unfunded Approval This Action
<u>State Share</u>						
Charter School Grant	947-510	47	\$ 900,000.00	\$ (900,000.00)	900,000.00	\$ 900,000.00
Charter School Grant	955-540	55	839,855.10	(839,855.10)	839,855.10	839,855.10
Charter School Grant	055-540	55	260,144.90	(260,144.90)	260,144.90	
Charter School Grant	957-540	1D	601,449.00	(601,449.00)	469,879.00	469,879.00
<u>Charter School Share</u>						
CSFA Lease Amount						
Cash Contribution			2,601,449.00	(2,601,449.00)	2,469,879.00	
Total Project Cost			\$ <u>5,202,898.00</u>	\$ <u>(5,202,898.00)</u>	<u>4,939,758.00</u>	\$ <u>2,209,734.10</u>

Funding Sources: Proposition 47 Bonds/2002-Nov.; Proposition 55 Bonds/2004-Mar.; Proposition 1D Bonds/2006-Nov.

Pursuant to the Board's action on March 11, 2009, this application has been approved and placed on the Unfunded List (Lack of AB 55 Loans).

This approval does not constitute a guarantee or commitment of future State funding.

The District shall ensure that it is in compliance with all applicable laws, regulations and certifications it made on the program forms.

Based on the Board's action on June 5, 2017, this project is subject to the Grant Agreement submittal pursuant to School Facility Program Regulation Section 1859.90.4.

The District is responsible for ensuring that the project is compliant with Prevailing Wage Monitoring and/or Labor Compliance Program requirements at the time construction contracts are executed and/or construction commenced.

The Charter School previously received \$260,144.90 for advance design costs.

SCHOOL DISTRICT DATA

Application No: 51/62901-00-015	County: Humboldt
School District: Klamath-Trinity Joint Unified	School Name: Hoopa Valley High

PROJECT DATA

Type of Project:	High School
K-6:	
7-8:	
9-12:	
Non-Severe:	
Severe:	

Application Filing Basis:	District Wide
----------------------------------	---------------

Number of Classrooms:	2
Master Acres:	
Existing Acres:	19.6
Proposed Acres:	
Recommended Acres:	21.2
Facility Hardship (a):	Yes
Financial Hardship Requested:	Yes
Alternative Education School:	No
Addition to Existing Site:	No

PROJECT FINANCING

<u>State Share</u>	
This Project	\$ 1,287,091.72
<u>District Share</u>	
Cash Contribution	
Financial Hardship	1,287,091.72
Total Project Cost	\$ 2,574,183.44

HISTORY OF PROJECT COST AND APPORTIONMENT

	Fund Code	Proposition	Previously Authorized	Authorized This Action	Unfunded Approval This Action
<u>State Share</u>					
New Construction/Add. Grant	951-500	51	\$ 1,168,311.24	\$ 118,780.48	\$ 118,780.48
<u>District Share</u>					
Cash Contribution					
Financial Hardship	951-500	51	1,168,311.24	118,780.48	118,780.48
Total			\$ 2,336,622.48	\$ 237,560.96	\$ 237,560.96

Funding Source: Proposition 51 Bonds/2016-Nov.
 Pursuant to the Board's action on March 11, 2009, this application has been approved and placed on the Unfunded List (Lack of AB 55 Loans). This approval does not constitute a guarantee or commitment of future State funding.

Error and Omissions: Staff is requesting approval of \$238,560.96 in additional grants that were inadvertently omitted from the original application submittal.

The District shall ensure that it is in compliance with all applicable laws, regulations and certifications it made on the program forms.

The District is responsible for ensuring that the project is compliant with Prevailing Wage Monitoring and/or Labor Compliance Program requirements at the time construction contracts are executed and/or construction commenced.

The District qualifies for financial hardship pursuant to SFP Regulation Section 1859.81(c)(1). The District has demonstrated it is financially unable to provide all or a part of the matching funds and is levying the developer fees or equal alternative revenue source justified by law. The District's outstanding bonded indebtedness (as of September 30, 2018) is at least 60 percent of its total bonding capacity.

Financial hardship funding is provided pursuant to the conditions outlined in the November 28, 2018 approval letter.

Based on the Board's action on June 5, 2017, this project is subject to the Grant Agreement submittal pursuant to School Facility Program Regulation Section 1859.90.4.

SCHOOL DISTRICT DATA

Application No: 56/66670-00-009
School District: Santa Ana Unified

County: Orange
School Name: Franklin Elementary

PROJECT DATA

Type of Project: Elementary School
 K-6: 200
 7-8:
 9-12:
 Non-Severe:
 Severe:
Application Filing Basis: District Wide
Number of Classrooms: 8
Master Acres: 7.6
Existing Acres: 2.57
Proposed Acres:
Recommended Acres: 7.6
Financial Hardship Requested: No
Alternative Education School: No
Addition to Existing Site: Yes

ADJUSTED GRANT DATA

Overcrowding Relief Grant	\$	1,950,200.00
Fire Detection Alarm		2,200.00
Sprinkler System		32,800.00
Prevailing Wage Monitoring		4,042.00
Multi-Level Constr.	8Cr.	234,024.00
Service Site		121,948.00
Utilities		4,092.00
Urban/Security/Impacted Site		888,300.00
Total State Share (50%)		<u>3,237,606.00</u>
District Share (50%)		<u>3,237,606.00</u>
Total Project Cost	\$	<u>6,475,212.00</u>

PROJECT FINANCING

State Share
This Project **\$** 3,237,606.00
District Share
Cash Contribution 3,237,606.00
Financial Hardship
Total Project Cost **\$** 6,475,212.00

HISTORY OF PROJECT COST AND APPORTIONMENT

	Fund Code	Proposition	Previously Authorized	Authorized This Action	State Apportionment This Action
State Share					
Overcrowding/Add. Grant	057-531	1D	\$ 5,953,354.00	\$ (2,715,748.00)	\$ (2,715,748.00)
District Share					
Cash Contribution			<u>5,953,354.00</u>	<u>(2,715,748.00)</u>	
Total			<u>\$ 11,906,708.00</u>	<u>\$ (5,431,496.00)</u>	<u>\$ (2,715,748.00)</u>

Funding Source: Proposition 1D Bonds/2006-Nov.

Assembly Bill 436 (Solorio), Chapter 378, Statutes of 2011, requires school districts to notify the Department of Industrial Relations (DIR) of School Facility Program projects with a public works contract awarded on or after January 1, 2012. Except for projects exempt pursuant to Labor Code Section 1771.3(b)(3), the DIR is required to provide prevailing wage monitoring services for the projects.

Pursuant to Article 15, Section 1859.183, the District is required to remove from the eligible site and from classroom use all portables replaced in this project.

The District shall ensure that it is in compliance with all applicable laws, regulations and certifications it made on the program forms.

The scope of the project has been reduced from constructing 15 classrooms to 8 classrooms and, therefore, the grants have been amended to reflect this change. As a result of this change, an amount of \$2,715,748, released to the District in 2014, shall be returned to the Office of Public School Construction and corresponding bond authority will be returned to the Overcrowding Relief Grant Program.

SCHOOL DISTRICT DATA

Application Number:.....50/10272-00-009 School District:.....Monterey County Office of Education
 County:.....Monterey School Name.....Bolsa Knolls Middle Special Education
 Financial Hardship.....Yes Date of Financial Hardship Status:.....February 22, 2012
 Qualifying Financial Hardship Criteria: SFP Regulation Section 1859.81(c)(3).

PURPOSE OF REPORT

To recommend accounting revisions to close-out a completed project.

DESCRIPTION

A review of expenditures reported by the District has been made and the revisions indicated are necessary to close out this completed project. This is a Financial Hardship project and has savings in the amount of \$354,144.00 and interest earned of \$3,037.18 due after three years. School Facility Program Regulation Section 1859.103 states that "the State's portion of any savings declared by the district or determined by the OPSC by audit must be used to reduce the SFP financial hardship grant of that project ... any interest earned on a financial hardship project not expended on eligible project expenditures will be treated as savings and will be used to reduce the SFP financial hardship grant for that project." The District has concurred with the findings and has agreed to return State funds in the amount of \$357,181.18.

Detail of Final Cost & Financing

Budget Item	Currently Approved	Required Change	Revised Approval
SFP New Construction	\$ 883,800.00	\$ (177,072.00)	\$ 706,728.00
SFP SDC Therapy	539,028.00	-	539,028.00
SFP Service Site	260,276.00	-	260,276.00
SFP Small School	106,056.00	-	106,056.00
SFP Financial Hardship	1,868,067.00	(177,072.00)	1,690,995.00
SFP SDC Therapy Toilet	84,502.00	-	84,502.00
SFP Project Assistance	5,272.00	-	5,272.00
SFP Fire Detection/Alarm	5,860.00	-	5,860.00
SFP Fire Sprinklers	29,424.00	-	29,424.00
Labor Compliance Program	17,871.00	-	17,871.00
Total State Apportionment	<u>\$ 3,800,156.00</u>	<u>\$ (354,144.00)</u>	<u>\$ 3,446,012.00</u>
Financing			
State (SFP)	\$ 1,932,089.00	\$ (177,072.00)	\$ 1,755,017.00
District Contribution	64,022.00	-	64,022.00
Financial Hardship (SFP)	1,868,067.00	(177,072.00)	1,690,995.00
Total Project Costs	<u>\$ 3,864,178.00</u>	<u>\$ (354,144.00)</u>	<u>\$ 3,510,034.00</u>

RECOMMENDATIONS

1. Approve a decrease of \$354,144.00 in the total project cost from \$3,864,178.00 to \$3,510,034.00.
2. Approve a decrease of \$177,072.00 in the State Apportionment [Bonds/2006-Nov.; 057-500] from \$1,932,089.00 to \$1,755,017.00.
3. Approve a decrease of \$177,072.00 in the Financial Hardship Contribution [Bonds/2006-Nov.; 057-500] from \$1,868,067.00 to \$1,690,995.00.
4. Require the District to return State funds in the amount of \$354,144.00.
5. Require the District to return interest in the amount of \$3,037.18.

SCHOOL DISTRICT DATA

Application Number:.....57/10074-00-002 School District:.....Contra Costa County Office of Education
 County:.....Contra Costa School Name:.....Turner Elementary
 Financial Hardship.....Yes Date of Financial Hardship Status:.....August 13, 2010
 Qualifying Financial Hardship Criteria: SFP Regulation Section 1859.81(c)(3).

PURPOSE OF REPORT

To recommend accounting revisions to close-out a completed project.

DESCRIPTION

A review of expenditures reported by the District has been made and the revisions indicated are necessary to close out this completed project. This is a Financial Hardship project and has savings in the amount of \$51,330.00 and interest earned of \$430.35 due after three years. School Facility Program Regulation Section 1859.103 states that “the State’s portion of any savings declared by the district or determined by the OPSC by audit must be used to reduce the SFP financial hardship grant of that project ... any interest earned on a financial hardship project not expended on eligible project expenditures will be treated as savings and will be used to reduce the SFP financial hardship grant for that project.” The District has concurred with the findings and has agreed to return State funds in the amount of \$54,408.35.

Detail of Final Cost & Financing			
Budget Item	Currently Approved	Required Change	Revised Approval
SFP Modernization	\$ 625,400.00	\$ (25,665.00)	\$ 599,735.00
SFP Small School	75,048.00	-	75,048.00
SFP Financial Hardship	480,521.00	(25,665.00)	454,856.00
SFP Project Assistance	2,810.00	-	2,810.00
SFP Fire Detection/Alarm	17,523.00	-	17,523.00
Total State Apportionment	<u>\$ 1,201,302.00</u>	<u>\$ (51,330.00)</u>	<u>\$ 1,149,972.00</u>
Financing			
State (SFP)	\$ 720,781.00	\$ (25,665.00)	\$ 695,116.00
Financial Hardship (SFP)	480,521.00	(25,665.00)	454,856.00
Total Project Costs	<u>\$ 1,201,302.00</u>	<u>\$ (51,330.00)</u>	<u>\$ 1,149,972.00</u>

RECOMMENDATIONS

1. Approve a decrease of \$51,330.00 in the total project cost from \$1,201,302.00 to \$1,149,972.00.
2. Approve a decrease of \$25,665.00 in the State Apportionment [Bonds/2006-Nov.; 057-570] from \$720,781.00 to \$695,116.00.
3. Approve a decrease of \$25,665.00 in the Financial Hardship Contribution [Bonds/2006-Nov.; 057-570] from \$480,521.00 to \$454,856.00.
4. Require the District to return State funds in the amount of \$51,330.00.
5. Require the District to return interest in the amount of \$430.35.

SCHOOL DISTRICT DATA

Application Number:.....57/10074-00-003 School District:.....Contra Costa County Office of Education
 County:.....Contra Costa School Name:..... ..Lucille Mauzy
 Financial Hardship.....Yes Date of Financial Hardship Status:.....August 13, 2010
 Qualifying Financial Hardship Criteria: SFP Regulation Section 1859.81(c)(3).

PURPOSE OF REPORT

To recommend accounting revisions to close-out a completed project.

DESCRIPTION

A review of expenditures reported by the District has been made and the revisions indicated are necessary to close out this completed project. This is a Financial Hardship project and has savings in the amount of \$10,728.00 and interest earned of \$89.94 due after three years. School Facility Program Regulation Section 1859.103 states that “the State’s portion of any savings declared by the district or determined by the OPSC by audit must be used to reduce the SFP financial hardship grant of that project ... any interest earned on a financial hardship project not expended on eligible project expenditures will be treated as savings and will be used to reduce the SFP financial hardship grant for that project.” The District has concurred with the findings and has agreed to return State funds in the amount of \$10,817.94.

Detail of Final Cost & Financing

Budget Item	Currently Approved	Required Change	Revised Approval
SFP Modernization	\$ 763,200.00	\$ (5,364.00)	\$ 757,836.00
SFP Small School	91,584.00	-	91,584.00
SFP Fire Code Compliance	22,896.00	-	22,896.00
SFP Financial Hardship	601,249.00	(5,364.00)	595,885.00
SFP Project Assistance	2,810.00	-	2,810.00
SFP Fire Detection/Alarm	21,384.00	-	21,384.00
Total State Apportionment	<u>\$ 1,503,123.00</u>	<u>\$ (10,728.00)</u>	<u>\$ 1,492,395.00</u>
Financing			
State (SFP)	\$ 901,874.00	\$ (5,364.00)	\$ 896,510.00
Financial Hardship (SFP)	601,249.00	(5,364.00)	595,885.00
Total Project Costs	<u>\$ 1,503,123.00</u>	<u>\$ (10,728.00)</u>	<u>\$ 1,492,395.00</u>

RECOMMENDATIONS

1. Approve a decrease of \$10,728.00 in the total project cost from \$1,503,123 to \$1,492,395.
2. Approve a decrease of \$5,364.00 in the State Apportionment [Bonds/2006-Nov.; 057-570] from \$901,874.00 to \$896,510.00.
3. Approve a decrease of \$5,364.00 in the Financial Hardship Contribution [Bonds/2006-Nov.; 057-570] from \$601,249.00 to \$595,885.00.
4. Require the District to return State funds in the amount of \$10,728.00.
5. Require the District to return interest in the amount of \$89.94.

SCHOOL DISTRICT DATA

Application Number:.....57/63131-00-002 School District:.....Heber Elementary
 County:.....Imperial School Name:.....Heber Elementary
 Financial Hardship.....Yes Date of Financial Hardship Status:.....August 16, 2005
 Qualifying Financial Hardship Criteria: SFP Regulation Section 1859.81(c)(4).

PURPOSE OF REPORT

To recommend accounting revisions to close-out a completed project.

DESCRIPTION

A review of expenditures reported by the District has been made and the revisions indicated are necessary to close out this completed project. This is a Financial Hardship project and has savings in the amount of \$58,644.00 and interest earned of \$2,461.69 due after three years. School Facility Program Regulation Section 1859.103 states that "the State's portion of any savings declared by the district or determined by the OPSC by audit must be used to reduce the SFP financial hardship grant of that project ... any interest earned on a financial hardship project not expended on eligible project expenditures will be treated as savings and will be used to reduce the SFP financial hardship grant for that project." The District has concurred with the findings and has agreed to return State funds in the amount of \$61,105.69.

Detail of Final Cost & Financing

Budget Item	Currently Approved	Required Change	Revised Approval
SFP Modernization	\$ 624,462.00	\$ (29,322.00)	\$ 595,140.00
SFP Geographic Index	34,370.00	-	34,370.00
SFP Small School	24,979.00	-	24,979.00
SFP Fire Code Compliance	18,734.00	-	18,734.00
SFP Financial Hardship	355,357.09	(29,322.00)	326,035.09
SFP Project Assistance	2,755.00	-	2,755.00
SFP Fire Detection/Alarm	19,226.00	-	19,226.00
Total State Apportionment	<u>\$ 1,079,883.09</u>	<u>\$ (58,644.00)</u>	<u>\$ 1,021,239.09</u>
Financing			
State (SFP)	\$ 724,526.00	\$ (29,322.00)	\$ 695,204.00
District Contribution	127,659.91	-	127,659.91
Financial Hardship (SFP)	355,357.09	(29,322.00)	326,035.09
Total Project Costs	<u>\$ 1,207,543.00</u>	<u>\$ (58,644.00)</u>	<u>\$ 1,148,899.00</u>

RECOMMENDATIONS

1. Approve a decrease of \$58,644.00 in the total project cost from \$1,207,543.00 to \$1,148,899.00.
2. Approve a decrease of \$29,322.00 in the State Apportionment [Bonds/2006-Nov.; 057-570] from \$724,526.00 to \$695,204.00.
3. Approve a decrease of \$29,322.00 in the Financial Hardship Contribution [Bonds/2006-Nov.; 057-570] from \$355,357.09 to \$326,035.09.
4. Require the District to return State funds in the amount of \$58,644.00.
5. Require the District to return interest in the amount of \$2,461.69.

SCHOOL DISTRICT DATA

Application Number:.....57/62968-00-001 School District:.....Orick Elementary
 County:.....Humboldt School Name.....Orick Elementary
 Financial Hardship.....Yes Date of Financial Hardship Status:.....June 28, 2010
 Qualifying Financial Hardship Criteria: SFP Regulation Section 1859.81(c)(4).

PURPOSE OF REPORT

To recommend accounting revisions to close-out a completed project.

DESCRIPTION

A review of expenditures reported by the District has been made and the revisions indicated are necessary to close out this completed project. This is a Financial Hardship project and has savings in the amount of \$761.00 and interest earned of \$6.49 due after three years. School Facility Program Regulation Section 1859.103 states that “the State’s portion of any savings declared by the district or determined by the OPSC by audit must be used to reduce the SFP financial hardship grant of that project ... any interest earned on a financial hardship project not expended on eligible project expenditures will be treated as savings and will be used to reduce the SFP financial hardship grant for that project.” The District has concurred with the findings and has agreed to return State funds in the amount of \$767.49.

SFP Modernization	\$ 346,765.00	\$ (380.50)	\$ 346,384.50
SFP Geographic Index	24,374.00	-	24,374.00
SFP Small School	41,612.00	-	41,612.00
SFP Fire Code Complicance	91,248.00	-	91,248.00
SFP Financial Hardship	344,046.00	(380.50)	343,665.50
SFP Project Assistance	2,930.00	-	2,930.00
SFP Fire Detection/Alarm	7,853.00	-	7,853.00
Prevailing Wage Monitoring	1,287.00	-	1,287.00
Total State Apportionment	<u>\$ 860,115.00</u>	<u>\$ (761.00)</u>	<u>\$ 859,354.00</u>
 Financing			
State (SFP)	\$ 516,069.00	\$ (380.50)	\$ 515,688.50
Financial Hardship (SFP)	344,046.00	(380.50)	343,665.50
Total Project Costs	<u>\$ 860,115.00</u>	<u>\$ (761.00)</u>	<u>\$ 859,354.00</u>

RECOMMENDATIONS

1. Approve a decrease of \$761.00 in the total project cost from \$860,115.00 to \$859,354.00.
2. Approve a decrease of \$380.50 in the State Apportionment [Bonds/2006-Nov.; 057-570] from \$516,069.00 to \$515,688.50.
3. Approve a decrease of \$380.50 in the Financial Hardship Contribution [Bonds/2006-Nov.; 057-570] from \$344,046.00 to \$343,665.50.
4. Require the District to return State funds in the amount of \$761.00.
5. Require the District to return interest in the amount of \$6.49.

REPORT OF THE EXECUTIVE OFFICER
State Allocation Board Meeting, October 23, 2019

SCHOOL DISTRICT DATA

School District:.....LAYTONVILLE UNIFIED County:.....MENDOCINO
Application Number:.....55/73916-00-001 School Name.....Laytonville High

PURPOSE OF REPORT

To present a School Facility Program Career Technical Education Facilities Program (CTEFP) Cycle 4 project for rescission.

DESCRIPTION

From May to December 2018, the State Allocation Board (Board) approved CTEFP projects for the fourth funding cycle totaling \$125 million. The Board approved the project for placement on the Unfunded List (Lack of AB 55 Loans) on May 23, 2018 and subsequently for Apportionment on October 24, 2018.

On September 17, 2019, the District submitted a request to the Office of Public School Construction to rescind the project. Therefore, it is presented for rescission as shown below.

Application No.	State Apportionment Date	Apportionment Amount
55/73916-00-001	10/24/2018	\$1,308,159.00

AUTHORITY

SFP Regulation Section 1859.198 states, in part, "Any Career Technical Education Facilities project funds returned due to projects being rescinded or reduced to cost incurred shall be made available for Apportionment in subsequent funding cycles."

RECOMMENDATIONS

1. Rescind the District's application listed above.
2. Approve a decrease of \$758,159.00 in the State Apportionment [Bonds/2016-Nov.; 051-600] from \$758,159.00 to \$0.
3. Approve a decrease of \$550,000.00 in the State Apportionment [Bonds/2016-Nov.; 051-605] from \$550,000.00 to \$0.

Facility Hardship / Rehabilitation Program

REPORT OF THE EXECUTIVE OFFICER
State Allocation Board Meeting, October 23, 2019

SCHOOL DISTRICT DATA

School District:DEL NORTE COUNTY UNIFIED	County:.....DEL NORTE
Application Number:..... 58/61820-00-005	School Name:.....SMITH RIVER ELEMENTARY
Total District Enrollment:.....3,902	Project Grade Level:.....K-6
Financial Hardship:.....NO

PURPOSE OF REPORT

Type of Request	State Allocation Board (Board) approval for placement on the Unfunded List (Lack of AB 55 Loans) for a School Facility Program (SFP) Facility Hardship rehabilitation project.
Total Project Cost	\$354,836
Cost to the State	\$212,901

DESCRIPTION

Description of Health and Safety Threat	The existing fire alarm system at Smith River Elementary is designed as a “Manual System.” According to a report by Northridge Electric dated March 28, 2018, the conduit that services the fire alarm system at Smith River Elementary is in poor condition due to exposure to “inclement salt air weather contamination” and the system is “obsolete, inoperable, and incapable of being serviced adequately.” The Smith River Fire Protection District concurred that the condition of the system “is so fragile that failure is imminent.” Because of the state of the current fire alarm system, an insufficient margin of safety protection for students, faculty, staff, and facilities currently exists at this location.
Scope of Project	The scope of this project includes the replacement of the fire alarm system.
Status of School Site	The District completed work on this project in the Summer of 2019.

QUALIFYING CRITERIA

Government/State Level Concurrence	The Smith River Fire Protection District has provided written concurrence from their Chief supporting the industry specialist’s findings and recommended work to mitigate the health and safety threat.
Staff Supports the District’s Request	Yes
Site Visit Completed by Staff	Staff accepted detailed reports from an industry specialist in lieu of a site visit.

AUTHORITY

See Attachment A

RECOMMENDATION

Approve the District's request for an unfunded approval for the replacement of the fire alarm system at the Smith River Elementary School site, pursuant to the SFP Regulation Section 1859.83(e) as shown on Attachment B.

ATTACHMENT A

AUTHORITY

Education Code (EC) Section 17075.10(a) states:

A school district may apply for hardship assistance in cases of extraordinary circumstances. Extraordinary circumstances may include, but are not limited to, the need to repair, reconstruct, or replace the most vulnerable school facilities that are identified as a Category 2 building, as defined in the report submitted pursuant to Section 17317, determined by the department to pose an unacceptable risk of injury to its occupants in the event of a seismic event.

SFP Regulation Section 1859.82 states, "A district is eligible for facility hardship funding to repair, replace, or construct new classrooms and related facilities if the district demonstrates there is an unmet need for pupil housing or the condition of the facilities, or the lack of facilities, is a threat to the health and safety of the pupils."

SFP Regulation Section 1859.82(a)(1) provides for Facility Hardship grant funding when:

The facilities are needed to ensure the health and safety of the pupils if the district can demonstrate to the satisfaction of the Board that the health and safety of the pupils is at risk. Factors to be considered by the Board shall include the close proximity to a major freeway, airport, electrical facility, high power transmission lines, dam, pipeline, industrial facility, adverse air quality emission or other health and safety risks, including structural deficiencies required by the DSA to be repaired, seismic mitigation of the Most Vulnerable Category 2 Buildings as verified by the DSA, traffic safety or because the pupils reside in remote areas of the district and transportation to existing facilities is not possible or poses a health and safety risk.

SFP Regulation Section 1859.82(a)(1)(A)(1) states,

If the total cost to remain in the classroom or related facility is 50 percent or less than the Current Replacement Cost, the district may qualify for either grant below, as applicable:

- a. Modernization Excessive Cost Hardship Grant for Rehabilitation Costs pursuant to Section 1859.83(e), or
- b. A grant not to exceed 50 percent of the cost estimate that has been reviewed and approved by the OPSC and approved by the Board for seismic repair.

Regulation Section 1859.83(e) states:

Excessive Cost for rehabilitation of facilities the Board has determined are a health and safety risk to the pupils pursuant to Section 1859.82(a)(1) and the cost/benefit analysis to mitigate the problem and remain in the facility is less than 50 percent of the Current Replacement Cost of the facility. The cost/benefit analysis shall not include increased costs associated with high performance related costs or components, with the exception of those high performance components that were pre-existing in the classroom or related facility. If the district qualifies, the district is eligible for funding of Rehabilitation Costs as a modernization project. If the Approved Application is received on or before April 29, 2002, the grant amount provided is 80 percent of the amount of the cost estimate required in Section 1859.82(a)(1) that has been reviewed by the OPSC and approved by the Board. If the Approved Application is received after April 29, 2002, the grant amount provided is 60 percent of the amount of the cost estimate required in Section 1859.82(a)(1) that has been reviewed by the OPSC and approved by the Board. An additional grant may be provided for high performance incentive pursuant to Section 1859.77.4 provided that the high performance points attained are related to the scope of the Facility Hardship project. For any project funded in whole or in part from Proposition 47 or Proposition 55 for which the construction contract is awarded prior to January 1, 2012, the district may be eligible for the funding provided to initiate and enforce a LCP as prescribed in Section 1859.78.1(a). For any project for which the construction contract is awarded on January 1, 2012 through June 19, 2014, the grant may be adjusted in the manner prescribed in Section 1859.78.1(b) and subject to the limitations established in Section 1859.78.1(c).

SCHOOL DISTRICT DATA

Application No: 58/61820-00-005 County: Del Norte
 School District: Del Norte County Unified School Name: Smith River Elementary

PROJECT DATA

Type of Project: Elementary School Application Filing Basis: Site Specific
 Pupils Assigned Under 50 Yrs: K-6:
 7-8:
 9-12:
 Non-Severe:
 Severe:
 Financial Hardship Requested: No Recommended Acres: 7.9
 Alternative Education School: No Existing Acres: 8

ADJUSTED GRANT DATA

Rehabilitation	\$ 212,901.60
Total State Share (60%)	212,901.60
District Share (40%)	141,934.40
Total Project Cost	<u>\$ 354,836.00</u>

PROJECT FINANCING

<u>State Share</u>	
This Project	\$ 212,901.60
<u>District Share</u>	
Cash Contribution	141,934.40
Financial Hardship	
Total Project Cost	<u>\$ 354,836.00</u>

HISTORY OF PROJECT COST AND APPORTIONMENT

	Fund Code	Proposition	Previously Authorized	Authorized This Action	Unfunded Approval This Action
<u>State Share</u>					
Modernization/Additional Grant	951-570	51	\$	\$ 212,901.60	\$ 212,901.60
<u>District Share</u>					
Cash Contribution				141,934.40	
Total			\$	<u>\$ 354,836.00</u>	<u>\$ 212,901.60</u>

Funding Source: Proposition 51 Bonds/2016-Nov.

Pursuant to the Board's action on March 11, 2009, this application has been approved and placed on the Unfunded List (Lack of AB 55 Loans). This approval does not constitute a guarantee or commitment of future State funding.

The District shall ensure that it is in compliance with all applicable laws, regulations and certifications it made on the program forms.

Based on the Board's action on June 5, 2017, this project is subject to the Grant Agreement submittal pursuant to School Facility Program Regulation Section 1859.90.4.

The District is responsible for ensuring that the project is compliant with Prevailing Wage Monitoring and/or Labor Compliance Program requirements at the time construction contracts are executed and/or construction commenced.

REPORT OF THE EXECUTIVE OFFICER
State Allocation Board Meeting, October 23, 2019

SCHOOL DISTRICT DATA

School District:ESCALON UNIFIED	County:.....SAN JOAQUIN
Application Number:..... 58/68502-00-002	School Name:.....VAN ALLEN ELEMENTARY
Total District Enrollment:.....2,992	Project Grade Level:.....K-6
Financial Hardship:.....NO

PURPOSE OF REPORT

Type of Request	State Allocation Board (Board) approval for placement on the Unfunded List (Lack of AB 55 Loans) for a School Facility Program (SFP) Facility Hardship rehabilitation project.
Total Project Cost	\$151,411.00
Cost to the State	\$90,846.00

DESCRIPTION

Description of Health and Safety Threat	The San Joaquin Environmental Health Department identified the failure of the sewage disposal system at Van Allen Elementary, indicating that “surfacing sewage [was] observed at [the] leach field and parking lot.” The Environmental Health Department issued a Notice to Abate the surfacing sewage on February 2, 2017 and required the immediate repair of the septic system “due to the presence of a health and safety threat to students and staff caused by the surfacing sewage from the failed septic system.” A report from the Associated Engineering Group designed a plan to repair the failed system including adding seepage pits to account for increased capacity and to bring it “back into compliance with County wastewater standards.”
Scope of Project	The scope of this project includes the rehabilitation of the septic system.
Status of School Site	The District completed the project in June of 2017.

QUALIFYING CRITERIA

Government/State Level Concurrence	The San Joaquin County Environmental Health Department has provided written concurrence that supports the industry specialist’s findings and recommended work to mitigate the health and safety threat.
Staff Supports the District’s Request	Yes
Site Visit Completed by Staff	Staff accepted detailed reports from an industry specialist and photographs in lieu of a site visit.

AUTHORITY

See Attachment A

RECOMMENDATION

Approve the District's request for an unfunded approval to rehabilitate the septic system at the Van Allen Elementary School site, pursuant to the SFP Regulation Section 1859.83(e) as shown on Attachment B.

ATTACHMENT A

AUTHORITY

Education Code (EC) Section 17075.10(a) states:

A school district may apply for hardship assistance in cases of extraordinary circumstances. Extraordinary circumstances may include, but are not limited to, the need to repair, reconstruct, or replace the most vulnerable school facilities that are identified as a Category 2 building, as defined in the report submitted pursuant to Section 17317, determined by the department to pose an unacceptable risk of injury to its occupants in the event of a seismic event.

SFP Regulation Section 1859.82 states, "A district is eligible for facility hardship funding to repair, replace, or construct new classrooms and related facilities if the district demonstrates there is an unmet need for pupil housing or the condition of the facilities, or the lack of facilities, is a threat to the health and safety of the pupils."

SFP Regulation Section 1859.82(a)(1) provides for Facility Hardship grant funding when:

The facilities are needed to ensure the health and safety of the pupils if the district can demonstrate to the satisfaction of the Board that the health and safety of the pupils is at risk. Factors to be considered by the Board shall include the close proximity to a major freeway, airport, electrical facility, high power transmission lines, dam, pipeline, industrial facility, adverse air quality emission or other health and safety risks, including structural deficiencies required by the DSA to be repaired, seismic mitigation of the Most Vulnerable Category 2 Buildings as verified by the DSA, traffic safety or because the pupils reside in remote areas of the district and transportation to existing facilities is not possible or poses a health and safety risk.

SFP Regulation Section 1859.82(a)(1)(A)(1) states,

If the total cost to remain in the classroom or related facility is 50 percent or less than the Current Replacement Cost, the district may qualify for either grant below, as applicable:

- a. Modernization Excessive Cost Hardship Grant for Rehabilitation Costs pursuant to Section 1859.83(e), or
- b. A grant not to exceed 50 percent of the cost estimate that has been reviewed and approved by the OPSC and approved by the Board for seismic repair.

Regulation Section 1859.83(e) states:

Excessive Cost for rehabilitation of facilities the Board has determined are a health and safety risk to the pupils pursuant to Section 1859.82(a)(1) and the cost/benefit analysis to mitigate the problem and remain in the facility is less than 50 percent of the Current Replacement Cost of the facility. The cost/benefit analysis shall not include increased costs associated with high performance related costs or components, with the exception of those high performance components that were pre-existing in the classroom or related facility. If the district qualifies, the district is eligible for funding of Rehabilitation Costs as a modernization project. If the Approved Application is received on or before April 29, 2002, the grant amount provided is 80 percent of the amount of the cost estimate required in Section 1859.82(a)(1) that has been reviewed by the OPSC and approved by the Board. If the Approved Application is received after April 29, 2002, the grant amount provided is 60 percent of the amount of the cost estimate required in Section 1859.82(a)(1) that has been reviewed by the OPSC and approved by the Board. An additional grant may be provided for high performance incentive pursuant to Section 1859.77.4 provided that the high performance points attained are related to the scope of the Facility Hardship project. For any project funded in whole or in part from Proposition 47 or Proposition 55 for which the construction contract is awarded prior to January 1, 2012, the district may be eligible for the funding provided to initiate and enforce a LCP as prescribed in Section 1859.78.1(a). For any project for which the construction contract is awarded on January 1, 2012 through June 19, 2014, the grant may be adjusted in the manner prescribed in Section 1859.78.1(b) and subject to the limitations established in Section 1859.78.1(c).

SCHOOL DISTRICT DATA

Application No: 58/68502-00-002 County: San Joaquin
 School District: Escalon Unified School Name: Van Allen Elementary

PROJECT DATA

Type of Project: Elementary School Application Filing Basis: Site Specific
 Pupils Assigned Under 50 Yrs: K-6:
 7-8:
 9-12:
 Non-Severe:
 Severe:
 Financial Hardship Requested: No Recommended Acres: 7
 Alternative Education School: No Existing Acres: 22

ADJUSTED GRANT DATA

Rehabilitation	\$ 90,846.00
Total State Share (60%)	90,846.00
District Share (40%)	60,564.00
Total Project Cost	<u>\$ 151,410.00</u>

PROJECT FINANCING

<u>State Share</u>	
This Project	\$ 90,846.00
<u>District Share</u>	
Cash Contribution	60,564.00
Financial Hardship	
Total Project Cost	<u>\$ 151,410.00</u>

HISTORY OF PROJECT COST AND APPORTIONMENT

	Fund Code	Proposition	Previously Authorized	Authorized This Action	Unfunded Approval This Action
<u>State Share</u>					
Modernization/Additional Grant	951-570	51	\$	\$ 90,846.00	\$ 90,846.00
<u>District Share</u>					
Cash Contribution				60,564.00	
Total			\$	<u>\$ 151,410.00</u>	<u>\$ 90,846.00</u>

Funding Source: Proposition 51 Bonds/2016-Nov.

Pursuant to the Board's action on March 11, 2009, this application has been approved and placed on the Unfunded List (Lack of AB 55 Loans). This approval does not constitute a guarantee or commitment of future State funding.

The District shall ensure that it is in compliance with all applicable laws, regulations and certifications it made on the program forms.

Based on the Board's action on June 5, 2017, this project is subject to the Grant Agreement submittal pursuant to School Facility Program Regulation Section 1859.90.4.

The District is responsible for ensuring that the project is compliant with Prevailing Wage Monitoring and/or Labor Compliance Program requirements at the time construction contracts are executed and/or construction commenced.

REPORT OF THE EXECUTIVE OFFICER
State Allocation Board Meeting, October 23, 2019

SCHOOL DISTRICT DATA

School District:GREENFIELD UNION ELEMENTARY	County:.....MONTEREY
Application Number:..... 58/66035-00-001	School Name:.....VISTA VERDE MIDDLE
Total District Enrollment:.....3,616	Project Grade Level:.....7-8
Financial Hardship:.....	YES

The District qualifies for financial hardship pursuant to SFP Regulation Section 1859.81(c)(4). The District has demonstrated it is financially unable to provide all or a part of the matching funds and is levying the developer fees or equal alternative revenue source justified by law. The District's total debt as a percentage of bonding capacity as of April 4, 2019 is greater than 60 percent.

PURPOSE OF REPORT

Type of Request	State Allocation Board (Board) conceptual approval for placement on the Unfunded List (Lack of AB 55 Loans) for a School Facility Program (SFP) Facility Hardship rehabilitation project.
Estimated Total Project Cost	\$1,125,922
Estimated Cost to the State	\$1,125,922

DESCRIPTION

Description of Health and Safety Threat	The fire alarm system at Vista Verde Middle School has failed and is no longer reliable to provide warning in case of a fire. The system has consistently malfunctioned, particularly during the rainy season, generating multiple false alarms over the past several years. The system does not meet current fire codes, there are extensive failures throughout multiple components of the system, and the system cannot be retrofitted. According to a report by ACIES Engineering, dated January 16, 2019, "Nuisance tripping events have been reported by District staff during rainy periods. This is indicative of the signal line circuit cable not being appropriate for the environment for which it is installed," and "The existing conditions represent an imminent health and life-safety hazard."
Scope of Project	The scope of this project includes the replacement of the fire alarm system.
Status of School Site	The District is currently manually monitoring and resetting the existing fire alarm system as well as providing fire watch when the system is not working correctly.

QUALIFYING CRITERIA

Government/State Level Concurrence	The Greenfield City Fire Department has provided written concurrence from their Fire Chief supporting the industry specialist's findings and recommended work to mitigate the health and safety threat.
Staff Supports the District's Request	Yes

Site Visit Completed by Staff

Staff accepted detailed reports and photographs from an industry specialist in lieu of a site visit.

AUTHORITY

See Attachment A

RECOMMENDATIONS

1. Approve the District's request for a conceptual approval for replacement of the fire alarm system at the Vista Verde Middle School site, pursuant to the SFP Regulation Section 1859.83(e) as shown on Attachment B.
2. Provide that the District must file an Approved Application for funding within 18 months of this approval, pursuant to Regulation Section 1859.82(c).
3. Provide that this conceptual approval does not guarantee a commitment for funding by the Board. Any possible future funding will be subject to all governing laws and regulations, and the availability of funds.
4. Provide that the State portion of any and all savings which may be realized from the funding of this Facility Hardship project must be returned to the State.

ATTACHMENT A

AUTHORITY

Education Code (EC) Section 17075.10(a) states:

A school district may apply for hardship assistance in cases of extraordinary circumstances. Extraordinary circumstances may include, but are not limited to, the need to repair, reconstruct, or replace the most vulnerable school facilities that are identified as a Category 2 building, as defined in the report submitted pursuant to Section 17317, determined by the department to pose an unacceptable risk of injury to its occupants in the event of a seismic event.

SFP Regulation Section 1859.82 states, "A district is eligible for facility hardship funding to repair, replace, or construct new classrooms and related facilities if the district demonstrates there is an unmet need for pupil housing or the condition of the facilities, or the lack of facilities, is a threat to the health and safety of the pupils."

SFP Regulation Section 1859.82(a)(1) provides for Facility Hardship grant funding when:

The facilities are needed to ensure the health and safety of the pupils if the district can demonstrate to the satisfaction of the Board that the health and safety of the pupils is at risk. Factors to be considered by the Board shall include the close proximity to a major freeway, airport, electrical facility, high power transmission lines, dam, pipeline, industrial facility, adverse air quality emission or other health and safety risks, including structural deficiencies required by the DSA to be repaired, seismic mitigation of the Most Vulnerable Category 2 Buildings as verified by the DSA, traffic safety or because the pupils reside in remote areas of the district and transportation to existing facilities is not possible or poses a health and safety risk.

SFP Regulation Section 1859.82(a)(1)(A)(1) states,

If the total cost to remain in the classroom or related facility is 50 percent or less than the Current Replacement Cost, the district may qualify for either grant below, as applicable:

- a. Modernization Excessive Cost Hardship Grant for Rehabilitation Costs pursuant to Section 1859.83(e), or
- b. A grant not to exceed 50 percent of the cost estimate that has been reviewed and approved by the OPSC and approved by the Board for seismic repair.

Regulation Section 1859.83(e) states:

Excessive Cost for rehabilitation of facilities the Board has determined are a health and safety risk to the pupils pursuant to Section 1859.82(a)(1) and the cost/benefit analysis to mitigate the problem and remain in the facility is less than 50 percent of the Current Replacement Cost of the facility. The cost/benefit analysis shall not include increased costs associated with high performance related costs or components, with the exception of those high performance components that were pre-existing in the classroom or related facility. If the district qualifies, the district is eligible for funding of Rehabilitation Costs as a modernization project. If the Approved Application is received on or before April 29, 2002, the grant amount provided is 80 percent of the amount of the cost estimate required in Section 1859.82(a)(1) that has been reviewed by the OPSC and approved by the Board. If the Approved Application is received after April 29, 2002, the grant amount provided is 60 percent of the amount of the cost estimate required in Section 1859.82(a)(1) that has been reviewed by the OPSC and approved by the Board. An additional grant may be provided for high performance incentive pursuant to Section 1859.77.4 provided that the high performance points attained are related to the scope of the Facility Hardship project. For any project funded in whole or in part from Proposition 47 or Proposition 55 for which the construction contract is awarded prior to January 1, 2012, the district may be eligible for the funding provided to initiate and enforce a LCP as prescribed in Section 1859.78.1(a). For any project for which the construction contract is awarded on January 1, 2012 through June 19, 2014, the grant may be adjusted in the manner prescribed in Section 1859.78.1(b) and subject to the limitations established in Section 1859.78.1(c).

ATTACHMENT B

SAB Meeting: **October 23, 2019**

Modernization - Separate Design

SCHOOL DISTRICT DATA

Application No: 58/66035-00-001	County: Monterey
School District: Greenfield Union Elementary	School Name: Vista Verde Middle

PROJECT DATA

Type of Project: Middle School	Application Filing Basis: Site Specific
Pupils Assigned Under 50	
K-6:	
7-8:	
9-12:	
Non-Severe:	
Severe:	
Financial Hardship Requested: Yes	

GRANT DATA

<u>Estimated Total Grant</u>		<u>Separate Design Grant</u>	
Modernization Grant	\$ 675,553.00	Total Design (25% of Grant)	\$ 168,888.25
		Total Design	\$ 168,888.25
Total State Share (60%)	675,553.00	Design State Share (60%)	101,332.95
Total District Share (40%)	450,369.00	Design District Share (40%)	67,555.30
Total Estimated Grant	\$ 1,125,922.00	District Cash Contribution	\$ -
		Financial Hardship	\$ 67,555.30

DESIGN PROJECT FINANCING

State Share

Modernization Design \$ 101,332.95

District Share

Cash Contribution

Financial Hardship 67,555.30

Total Design Cost \$ 168,888.25

HISTORY OF PROJECT COST AND APPORTIONMENT

	Fund Code	Proposition	Previously Authorized	Authorized This Action	Unfunded Approval This Action
<u>State Share</u>					
Modernization Design Grant	951-570	51	\$	\$ 101,332.95	\$ 101,332.95
<u>District Share</u>					
Cash Contribution					
Financial Hardship	951-570	51		67,555.30	67,555.30
Total			\$	\$ 168,888.25	\$ 168,888.25

Funding Source: Proposition 51 Bonds/2016-Nov.

Pursuant to the Board's action on March 11, 2009, this application has been approved and placed on the Unfunded List (Lack of AB 55 Loans). This approval does not constitute a guarantee or commitment of future State funding.

The District shall ensure that it is in compliance with all applicable laws, regulations and certifications it made on the program forms.

The District is responsible for ensuring that the project is compliant with Prevailing Wage Monitoring and/or Labor Compliance Program requirements at the time construction contracts are executed and/or construction commenced.

Based on the Board's action on June 5, 2017, this project is subject to the Grant Agreement submittal pursuant to School Facility Program Regulation Section 1859.90.4.

Amounts shown for financial hardship assistance are subject to adjustment as a result of a review of the District's financial records pursuant to Regulation Section 1859.81(a) at the time of apportionment.

REPORT OF THE EXECUTIVE OFFICER
State Allocation Board Meeting, October 23, 2019

SCHOOL DISTRICT DATA

School District:GREENFIELD UNION ELEMENTARY	County:.....MONTEREY
Application Number:..... 58/66035-00-002	School Name:.....MARY CHAPA ACADEMY
Total District Enrollment:.....3,616	Project Grade Level:.....K-6
Financial Hardship:.....	YES

The District qualifies for financial hardship pursuant to SFP Regulation Section 1859.81(c)(4). The District has demonstrated it is financially unable to provide all or a part of the matching funds and is levying the developer fees or equal alternative revenue source justified by law. The District's total debt as a percentage of bonding capacity as of April 4, 2019 is greater than 60 percent.

PURPOSE OF REPORT

Type of Request	State Allocation Board (Board) conceptual approval for placement on the Unfunded List (Lack of AB 55 Loans) for a School Facility Program (SFP) Facility Hardship rehabilitation project.
Estimated Total Project Cost	\$1,338,828
Estimated Cost to the State	\$1,338,828

DESCRIPTION

Description of Health and Safety Threat	The fire alarm system at Mary Chapa Academy has failed and is no longer reliable to provide warning in case of a fire. The system has consistently malfunctioned, generating multiple false alarms over the past several years. There are indications of rewiring between panels as a stop-gap measure; however, this does not allow the panels to operate as a coordinated system in the event of a fire. The system does not meet current fire codes and the extensive failures throughout multiple components of the system indicate that system cannot be retrofitted. According to a report by ACIES Engineering, dated January 16, 2019, "Nuisance tripping events have been reported by District staff during rainy periods. This is indicative of the signal line circuit cable not being appropriate for the environment for which it is installed," and "The existing conditions represent an imminent health and life-safety hazard."
Scope of Project	The scope of this project includes the replacement of the fire alarm system.
Status of School Site	The District is currently manually monitoring and resetting the existing fire alarm system as well as providing fire watch when the system is not working correctly.

QUALIFYING CRITERIA

Government/State Level Concurrence	The Greenfield City Fire Department has provided written concurrence from their Fire Chief supporting the industry specialist's findings and recommended work to mitigate the health and safety threat.
Staff Supports the District's Request	Yes

Site Visit Completed by Staff

Staff accepted detailed reports and photographs from an industry specialist in lieu of a site visit.

AUTHORITY

See Attachment A

RECOMMENDATIONS

1. Approve the District's request for a conceptual approval for replacement of the fire alarm system at the Mary Chapa Academy site, pursuant to the SFP Regulation Section 1859.83(e) as shown on Attachment B.
2. Provide that the District must file an Approved Application for funding within 18 months of this approval, pursuant to Regulation Section 1859.82(c).
3. Provide that this conceptual approval does not guarantee a commitment for funding by the Board. Any possible future funding will be subject to all governing laws and regulations, and the availability of funds.
4. Provide that the State portion of any and all savings which may be realized from the funding of this Facility Hardship project must be returned to the State.

ATTACHMENT A

AUTHORITY

Education Code (EC) Section 17075.10(a) states:

A school district may apply for hardship assistance in cases of extraordinary circumstances. Extraordinary circumstances may include, but are not limited to, the need to repair, reconstruct, or replace the most vulnerable school facilities that are identified as a Category 2 building, as defined in the report submitted pursuant to Section 17317, determined by the department to pose an unacceptable risk of injury to its occupants in the event of a seismic event.

SFP Regulation Section 1859.82 states, "A district is eligible for facility hardship funding to repair, replace, or construct new classrooms and related facilities if the district demonstrates there is an unmet need for pupil housing or the condition of the facilities, or the lack of facilities, is a threat to the health and safety of the pupils."

SFP Regulation Section 1859.82(a)(1) provides for Facility Hardship grant funding when:

The facilities are needed to ensure the health and safety of the pupils if the district can demonstrate to the satisfaction of the Board that the health and safety of the pupils is at risk. Factors to be considered by the Board shall include the close proximity to a major freeway, airport, electrical facility, high power transmission lines, dam, pipeline, industrial facility, adverse air quality emission or other health and safety risks, including structural deficiencies required by the DSA to be repaired, seismic mitigation of the Most Vulnerable Category 2 Buildings as verified by the DSA, traffic safety or because the pupils reside in remote areas of the district and transportation to existing facilities is not possible or poses a health and safety risk.

SFP Regulation Section 1859.82(a)(1)(A)(1) states,

If the total cost to remain in the classroom or related facility is 50 percent or less than the Current Replacement Cost, the district may qualify for either grant below, as applicable:

- a. Modernization Excessive Cost Hardship Grant for Rehabilitation Costs pursuant to Section 1859.83(e), or
- b. A grant not to exceed 50 percent of the cost estimate that has been reviewed and approved by the OPSC and approved by the Board for seismic repair.

Regulation Section 1859.83(e) states:

Excessive Cost for rehabilitation of facilities the Board has determined are a health and safety risk to the pupils pursuant to Section 1859.82(a)(1) and the cost/benefit analysis to mitigate the problem and remain in the facility is less than 50 percent of the Current Replacement Cost of the facility. The cost/benefit analysis shall not include increased costs associated with high performance related costs or components, with the exception of those high performance components that were pre-existing in the classroom or related facility. If the district qualifies, the district is eligible for funding of Rehabilitation Costs as a modernization project. If the Approved Application is received on or before April 29, 2002, the grant amount provided is 80 percent of the amount of the cost estimate required in Section 1859.82(a)(1) that has been reviewed by the OPSC and approved by the Board. If the Approved Application is received after April 29, 2002, the grant amount provided is 60 percent of the amount of the cost estimate required in Section 1859.82(a)(1) that has been reviewed by the OPSC and approved by the Board. An additional grant may be provided for high performance incentive pursuant to Section 1859.77.4 provided that the high performance points attained are related to the scope of the Facility Hardship project. For any project funded in whole or in part from Proposition 47 or Proposition 55 for which the construction contract is awarded prior to January 1, 2012, the district may be eligible for the funding provided to initiate and enforce a LCP as prescribed in Section 1859.78.1(a). For any project for which the construction contract is awarded on January 1, 2012 through June 19, 2014, the grant may be adjusted in the manner prescribed in Section 1859.78.1(b) and subject to the limitations established in Section 1859.78.1(c).

SAB Meeting: **October 23, 2019**

Modernization - Separate Design

SCHOOL DISTRICT DATA

Application No: 58/66035-00-002 County: Monterey
 School District: Greenfield Union Elementary School Name: Mary Chapa Academy

PROJECT DATA

Type of Project: Elementary School Application Filing Basis: Site Specific
 Pupils Assigned Under 50 K-6:
 7-8:
 9-12:
 Non-Severe:
 Severe:
 Financial Hardship Requested: Yes

GRANT DATA

<u>Estimated Total Grant</u>	<u>Separate Design Grant</u>
Modernization Grant \$ 803,297.00	Total Design (25% of Grant) \$ 200,824.25
	Total Design \$ <u>200,824.25</u>
Total State Share (60%) 803,297.00	Design State Share (60%) 120,494.55
Total District Share (40%) 535,531.00	Design District Share (40%) 80,329.70
Total Estimated Grant \$ <u>1,338,828.00</u>	District Cash Contribution \$ 0.00
	Financial Hardship \$ 80,329.70

DESIGN PROJECT FINANCING

State Share
 Modernization Design \$ 120,494.55

District Share
 Cash Contribution
 Financial Hardship 80,329.70
 Total Design Cost \$ 200,824.25

HISTORY OF PROJECT COST AND APPORTIONMENT

	Fund Code	Proposition	Previously Authorized	Authorized This Action		Unfunded Approval This Action
<u>State Share</u>						
Modernization Design Grant	951-570	51	\$	\$ 120,494.55	\$	120,494.55
<u>District Share</u>						
Cash Contribution						
Financial Hardship	951-570	51		80,329.70		80,329.70
Total			\$	\$ <u>200,824.25</u>	\$	\$ <u>200,824.25</u>

Funding Source: Proposition 51 Bonds/2016-Nov.
 Pursuant to the Board's action on March 11, 2009, this application has been approved and placed on the Unfunded List (Lack of AB 55 Loans). This approval does not constitute a guarantee or commitment of future State funding.

The District shall ensure that it is in compliance with all applicable laws, regulations and certifications it made on the program forms.

The District is responsible for ensuring that the project is compliant with Prevailing Wage Monitoring and/or Labor Compliance Program requirements at the time construction contracts are executed and/or construction commenced.

Based on the Board's action on June 5, 2017, this project is subject to the Grant Agreement submittal pursuant to School Facility Program Regulation Section 1859.90.4.

Amounts shown for financial hardship assistance are subject to adjustment as a result of a review of the District's financial records pursuant to Regulation Section 1859.81(a) at the time of apportionment.

REPORT OF THE EXECUTIVE OFFICER
State Allocation Board Meeting, October 23, 2019

SCHOOL DISTRICT DATA

School District:GREENFIELD UNION ELEMENTARY	County:.....MONTEREY
Application Number:..... 58/66035-00-003	School Name:.....OAK AVENUE ELEMENTARY
Total District Enrollment:.....3,616	Project Grade Level:.....K-6
Financial Hardship:.....	YES

The District qualifies for financial hardship pursuant to SFP Regulation Section 1859.81(c)(4). The District has demonstrated it is financially unable to provide all or a part of the matching funds and is levying the developer fees or equal alternative revenue source justified by law. The District's total debt as a percentage of bonding capacity as of April 4, 2019 is greater than 60 percent.

PURPOSE OF REPORT

Type of Request	State Allocation Board (Board) conceptual approval for placement on the Unfunded List (Lack of AB 55 Loans) for a School Facility Program (SFP) Facility Hardship rehabilitation project.
Estimated Total Project Cost	\$1,035,344
Estimated Cost to the State	\$1,035,344

DESCRIPTION

Description of Health and Safety Threat	The fire alarm system at Oak Avenue Elementary has failed and is no longer reliable to provide warning in case of a fire. The system has consistently malfunctioned, generating multiple false alarms over the past several years. There are indications of rewiring between panels as a stop-gap measure, however this does not allow the panels to operate as a coordinated system in the event of a fire. The system does not meet current fire codes, and there are extensive failures throughout multiple components of the system, and the system cannot be retrofitted. According to a report by Above Grade Engineering, dated March 7, 2019, "In particular, the nuisance tripping events observed by District Staff during rainy periods is indicative of the signal line circuit cable not being appropriate for the environment in which it is installed," and "The existing conditions represent an imminent health and life-safety hazard and should be addressed immediately."
Scope of Project	The scope of this project includes the replacement of the fire alarm system.
Status of School Site	The District is currently manually monitoring and resetting the existing fire alarm system as well as providing fire watch when the system is not working correctly.

QUALIFYING CRITERIA

Government/State Level Concurrence	The Greenfield City Fire Department has provided written concurrence from their Fire Chief supporting the industry specialist's findings and recommended work to mitigate the health and safety threat.
Staff Supports the District's Request	Yes

Site Visit Completed by Staff

Staff accepted detailed reports and photographs from an industry specialist in lieu of a site visit.

AUTHORITY

See Attachment A

RECOMMENDATIONS

1. Approve the District's request for a conceptual approval for replacement of the fire alarm system at the Oak Avenue Elementary site, pursuant to the SFP Regulation Section 1859.83(e) as shown on Attachment B.
2. Provide that the District must file an Approved Application for funding within 18 months of this approval, pursuant to Regulation Section 1859.82(c).
3. Provide that this conceptual approval does not guarantee a commitment for funding by the Board. Any possible future funding will be subject to all governing laws and regulations, and the availability of funds.
4. Provide that the State portion of any and all savings which may be realized from the funding of this facility hardship project must be returned to the State.

ATTACHMENT A

AUTHORITY

Education Code (EC) Section 17075.10(a) states:

A school district may apply for hardship assistance in cases of extraordinary circumstances. Extraordinary circumstances may include, but are not limited to, the need to repair, reconstruct, or replace the most vulnerable school facilities that are identified as a Category 2 building, as defined in the report submitted pursuant to Section 17317, determined by the department to pose an unacceptable risk of injury to its occupants in the event of a seismic event.

SFP Regulation Section 1859.82 states, "A district is eligible for facility hardship funding to repair, replace, or construct new classrooms and related facilities if the district demonstrates there is an unmet need for pupil housing or the condition of the facilities, or the lack of facilities, is a threat to the health and safety of the pupils."

SFP Regulation Section 1859.82(a)(1) provides for Facility Hardship grant funding when:

The facilities are needed to ensure the health and safety of the pupils if the district can demonstrate to the satisfaction of the Board that the health and safety of the pupils is at risk. Factors to be considered by the Board shall include the close proximity to a major freeway, airport, electrical facility, high power transmission lines, dam, pipeline, industrial facility, adverse air quality emission or other health and safety risks, including structural deficiencies required by the DSA to be repaired, seismic mitigation of the Most Vulnerable Category 2 Buildings as verified by the DSA, traffic safety or because the pupils reside in remote areas of the district and transportation to existing facilities is not possible or poses a health and safety risk.

SFP Regulation Section 1859.82(a)(1)(A)(1) states,

If the total cost to remain in the classroom or related facility is 50 percent or less than the Current Replacement Cost, the district may qualify for either grant below, as applicable:

- a. Modernization Excessive Cost Hardship Grant for Rehabilitation Costs pursuant to Section 1859.83(e), or
- b. A grant not to exceed 50 percent of the cost estimate that has been reviewed and approved by the OPSC and approved by the Board for seismic repair.

Regulation Section 1859.83(e) states:

Excessive Cost for rehabilitation of facilities the Board has determined are a health and safety risk to the pupils pursuant to Section 1859.82(a)(1) and the cost/benefit analysis to mitigate the problem and remain in the facility is less than 50 percent of the Current Replacement Cost of the facility. The cost/benefit analysis shall not include increased costs associated with high performance related costs or components, with the exception of those high performance components that were pre-existing in the classroom or related facility. If the district qualifies, the district is eligible for funding of Rehabilitation Costs as a modernization project. If the Approved Application is received on or before April 29, 2002, the grant amount provided is 80 percent of the amount of the cost estimate required in Section 1859.82(a)(1) that has been reviewed by the OPSC and approved by the Board. If the Approved Application is received after April 29, 2002, the grant amount provided is 60 percent of the amount of the cost estimate required in Section 1859.82(a)(1) that has been reviewed by the OPSC and approved by the Board. An additional grant may be provided for high performance incentive pursuant to Section 1859.77.4 provided that the high performance points attained are related to the scope of the Facility Hardship project. For any project funded in whole or in part from Proposition 47 or Proposition 55 for which the construction contract is awarded prior to January 1, 2012, the district may be eligible for the funding provided to initiate and enforce a LCP as prescribed in Section 1859.78.1(a). For any project for which the construction contract is awarded on January 1, 2012 through June 19, 2014, the grant may be adjusted in the manner prescribed in Section 1859.78.1(b) and subject to the limitations established in Section 1859.78.1(c).

SAB Meeting: October 23, 2019

Modernization - Separate Design

SCHOOL DISTRICT DATA

Application No: 58/66035-00-003 County: Monterey
 School District: Greenfield Union Elementary School Name: Oak Avenue Elementary

PROJECT DATA

Type of Project: Elementary School Application Filing Basis: Site Specific
 Pupils Assigned Under 50 K-6:
 7-8:
 9-12:
 Non-Severe:
 Severe:
 Financial Hardship Requested: Yes

GRANT DATA

<u>Estimated Total Grant</u>		<u>Separate Design Grant</u>	
Modernization Grant	\$ 621,206.00	Total Design (25% of Grant)	\$ 155,301.50
		Total Design	\$ <u>155,301.50</u>
Total State Share (60%)	621,206.00	Design State Share (60%)	93,180.90
Total District Share (40%)	414,138.00	Design District Share (40%)	62,120.60
Total Estimated Grant	\$ <u>1,035,344.00</u>	District Cash Contribution	\$ -
		Financial Hardship	\$ 62,120.60

DESIGN PROJECT FINANCING

State Share

Modernization Design \$ 93,180.90

District Share

Cash Contribution
 Financial Hardship 62,120.60
 Total Design Cost \$ 155,301.50

HISTORY OF PROJECT COST AND APPORTIONMENT

	Fund Code	Proposition	Previously Authorized	Authorized This Action	Unfunded Approval This Action
<u>State Share</u>					
Modernization Design Grant	951-570	51	\$	\$ 93,180.90	\$ 93,180.90
<u>District Share</u>					
Cash Contribution					
Financial Hardship	951-570	51		62,120.60	62,120.60
Total			\$	\$ <u>155,301.50</u>	\$ <u>155,301.50</u>

Funding Source: Proposition 51 Bonds/2016-Nov.

Pursuant to the Board's action on March 11, 2009, this application has been approved and placed on the Unfunded List (Lack of AB 55 Loans). This approval does not constitute a guarantee or commitment of future State funding.

The District shall ensure that it is in compliance with all applicable laws, regulations and certifications it made on the program forms.

The District is responsible for ensuring that the project is compliant with Prevailing Wage Monitoring and/or Labor Compliance Program requirements at the time construction contracts are executed and/or construction commenced.

Based on the Board's action on June 5, 2017, this project is subject to the Grant Agreement submittal pursuant to School Facility Program Regulation Section 1859.90.4.

Amounts shown for financial hardship assistance are subject to adjustment as a result of a review of the District's financial records pursuant to Regulation Section 1859.81(a) at the time of apportionment.

REPORT OF THE EXECUTIVE OFFICER
State Allocation Board Meeting, October 23, 2019

SCHOOL DISTRICT DATA

School District:.....SAN BERNARDINO CITY UNIFIED	County:.....SAN BERNARDINO
Application Number:..... 58/67876-00-004	School Name:..... NORTH PARK ELEMENTARY
Total District enrollment:.....52,773	Project Grade Level:.....K-6
Financial Hardship:.....NO

PURPOSE OF REPORT

Type of Request	State Allocation Board (Board) approval for placement on the Unfunded List (Lack of AB 55 Loans) for a School Facility Program (SFP) Facility Hardship rehabilitation project.
Total Project Cost	\$5,677,129
Cost to the State	\$3,406,277

DESCRIPTION

Description of Health and Safety Threat	On April 10, 2017, an on-campus shooting occurred at the North Park Elementary school site resulting in the loss of two lives: a teacher and a student. The surviving members of the staff and student body at North Park Elementary have experienced severe emotional trauma and exhibit symptoms consistent with Post Traumatic Stress Disorder following this tragedy. According to an August 16, 2018 letter from the Executive Director of Clay Counseling Solutions, “These memory disturbances can create vivid involuntary memories that enter consciousness causing the person to re-experience the event. Consequently, at North Park, the staff, students, parents, and even guests exhibit a range of emotions about the room where the shooting occurred.” Additionally, in their December 4, 2018 letter, the San Bernardino City Unified School District’s Police Department indicated “the reconstruction and modifications made to school infrastructure at North Park Elementary School were required to control access to the school interior so as to prevent a future attack upon the students and teachers at the school.”
---	--

Scope of Project	The scope of this project is two-phased. The first phase involves the reconfiguration of the area in which the shooting occurred and the second phase includes the addition of space to control access to the school interior; this space will also include counseling space.
------------------	---

Status of School Site	The District completed the first phase of work in the Fall of 2017 and anticipates completing the second phase in January of 2020.
-----------------------	--

QUALIFYING CRITERIA

Government/State Level Concurrence	The San Bernardino City Unified School District Police Department and The San Bernardino County Behavioral Health Administration have provided written concurrence that supports the industry specialists’ findings and recommended work to mitigate the health and safety threat.
------------------------------------	--

Staff Supports the District's Request Yes

Site Visit Completed by Staff Staff accepted detailed reports from an industry specialist in lieu of a site visit.

AUTHORITY

See Attachment A

RECOMMENDATION

Approve the District's request for an unfunded approval to reconfigure the areas in which the school shooting occurred and construct counseling space at the North Park Elementary site, pursuant to the SFP Regulation Section 1859.83(e) as shown on Attachment B.

ATTACHMENT A

AUTHORITY

Education Code (EC) Section 17075.10(a) states:

A school district may apply for hardship assistance in cases of extraordinary circumstances. Extraordinary circumstances may include, but are not limited to, the need to repair, reconstruct, or replace the most vulnerable school facilities that are identified as a Category 2 building, as defined in the report submitted pursuant to Section 17317, determined by the department to pose an unacceptable risk of injury to its occupants in the event of a seismic event.

SFP Regulation Section 1859.82 states, "A district is eligible for facility hardship funding to repair, replace, or construct new classrooms and related facilities if the district demonstrates there is an unmet need for pupil housing or the condition of the facilities, or the lack of facilities, is a threat to the health and safety of the pupils."

SFP Regulation Section 1859.82(a)(1) provides for Facility Hardship grant funding when:

The facilities are needed to ensure the health and safety of the pupils if the district can demonstrate to the satisfaction of the Board that the health and safety of the pupils is at risk. Factors to be considered by the Board shall include the close proximity to a major freeway, airport, electrical facility, high power transmission lines, dam, pipeline, industrial facility, adverse air quality emission or other health and safety risks, including structural deficiencies required by the DSA to be repaired, seismic mitigation of the Most Vulnerable Category 2 Buildings as verified by the DSA, traffic safety or because the pupils reside in remote areas of the district and transportation to existing facilities is not possible or poses a health and safety risk.

SFP Regulation Section 1859.82(a)(1)(A)(1) states,

If the total cost to remain in the classroom or related facility is 50 percent or less than the Current Replacement Cost, the district may qualify for either grant below, as applicable:

- a. Modernization Excessive Cost Hardship Grant for Rehabilitation Costs pursuant to Section 1859.83(e),
or
- b. A grant not to exceed 50 percent of the cost estimate that has been reviewed and approved by the OPSC and approved by the Board for seismic repair.

Regulation Section 1859.83(e) states:

Excessive Cost for rehabilitation of facilities the Board has determined are a health and safety risk to the pupils pursuant to Section 1859.82(a)(1) and the cost/benefit analysis to mitigate the problem and remain in the facility is less than 50 percent of the Current Replacement Cost of the facility. The cost/benefit analysis shall not include increased costs associated with high performance related costs or components, with the exception of those high performance components that were pre-existing in the classroom or related facility. If the district qualifies, the district is eligible for funding of Rehabilitation Costs as a modernization project. If the Approved Application is received on or before April 29, 2002, the grant amount provided is 80 percent of the amount of the cost estimate required in Section 1859.82(a)(1) that has been reviewed by the OPSC and approved by the Board. If the Approved Application is received after April 29, 2002, the grant amount provided is 60 percent of the amount of the cost estimate required in Section 1859.82(a)(1) that has been reviewed by the OPSC and approved by the Board. An additional grant may be provided for high performance incentive pursuant to Section 1859.77.4 provided that the high performance points attained are related to the scope of the Facility Hardship project. For any project funded in whole or in part from Proposition 47 or Proposition 55 for which the construction contract is awarded prior to January 1, 2012, the district may be eligible for the funding provided to initiate and enforce a LCP as prescribed in Section 1859.78.1(a). For any project for which the construction contract is awarded on January 1, 2012 through June 19, 2014, the grant may be adjusted in the manner prescribed in Section 1859.78.1(b) and subject to the limitations established in Section 1859.78.1(c).

SAB Meeting: October 23, 2019

Modernization - Adjusted Grant Approval

SCHOOL DISTRICT DATA

Application No: 58/67876-00-004 County: San Bernardino
 School District: San Bernardino City Unified School Name: North Park Elementary

PROJECT DATA

Type of Project: Elementary School Application Filing Basis: Site Specific
 Pupils Assigned Under 50 Yrs: K-6:
 7-8:
 9-12:
 Non-Severe:
 Severe:
 Financial Hardship Requested: No Recommended Acres: 10.2
 Alternative Education School: No Existing Acres: 8.69

ADJUSTED GRANT DATA

Rehabilitation	\$ 3,406,277.00
Total State Share (60%)	3,406,277.00
District Share (40%)	<u>2,270,852.00</u>
Total Project Cost	<u>\$ 5,677,129.00</u>

PROJECT FINANCING

State Share

This Project	\$ 3,406,277.00
<u>District Share</u>	
Cash Contribution	2,270,852.00
Financial Hardship	
Total Project Cost	<u>\$ 5,677,129.00</u>

HISTORY OF PROJECT COST AND APPORTIONMENT

	Fund Code	Proposition	Previously Authorized	Authorized This Action	Unfunded Approval This Action
<u>State Share</u>					
Modernization/Additional Grant	951-570	51	\$	\$ 3,406,277.00	\$ 3,406,277.00
<u>District Share</u>					
Cash Contribution				<u>2,270,852.00</u>	
Total			\$	<u>\$ 5,677,129.00</u>	<u>\$ 3,406,277.00</u>

Funding Source: Proposition 51 Bonds/2016-Nov.

Pursuant to the Board's action on March 11, 2009, this application has been approved and placed on the Unfunded List (Lack of AB 55 Loans). This approval does not constitute a guarantee or commitment of future State funding.

The District shall ensure that it is in compliance with all applicable laws, regulations and certifications it made on the program forms.

Based on the Board's action on June 5, 2017, this project is subject to the Grant Agreement submittal pursuant to School Facility Program Regulation Section 1859.90.4.

The District is responsible for ensuring that the project is compliant with Prevailing Wage Monitoring and/or Labor Compliance Program requirements at the time construction contracts are executed and/or construction commenced.

**Non-Conforming Buildings
(Continued Use)**

REPORT OF THE EXECUTIVE OFFICER
State Allocation Board Meeting, October 23, 2019

EXEMPTION FOR INDEPENDENT STUDY FACILITIES

PURPOSE OF REPORT

To present the Fresno Unified School District's (District) request, as shown on the Attachment, for an exemption from the definition of "school buildings" for certain facilities used for independent study.

DESCRIPTION

The District operates an independent study program at facilities that are not located at a regular school site and is requesting an exemption from the definition of "school building," as described in Education Code (EC) Section 17283, for the facility.

EC Section 17289 authorizes any school district or county office of education to request an exemption from the State Allocation Board (Board) for a building or structure or portion of a building or structure used for independent study from the definition of "school buildings." These buildings do not have to meet the Field Act requirements but must comply with local health and safety standards.

The District has certified that it has satisfied the legal requirements under EC Section 17289 for the exemption.

AUTHORITY

EC Section 17283 states: " "School building" as used in this article means and includes any building used, or designed to be used, for elementary or secondary school purposes and constructed, reconstructed, altered, or added to, by the state or any city or city and county, or by any political subdivision or by any school district of any kind within the state, or by any regional occupational center or program created by or authorized to act by an agreement under joint exercise of power, or by the United States government, or any agency thereof."

EC Section 17289 states "In order to provide alternative, community-based educational opportunities through independent study, any school district or county office of education may request an exemption from the State Allocation Board for a building or structure, or portion of a building or structure, from the definition of "school buildings" within the meaning of Section 17283. The exemptions may be granted for no longer than two years and exemptions are renewable. An exemption may only be granted if the school district or county office of education demonstrates to the satisfaction of the State Allocation Board all of the following:

- (a) The building or structure, or portion of building or structure, satisfies all of the following:
 - (1) It is not located on a regular schoolsite.
 - (2) It complies with all applicable local building standards and all relevant local health and safety standards in the community in which it is located.
 - (3) It is used for independent study.
 - (4) It serves fewer than 25 pupils enrolled in kindergarten or any of the grades 1 to 12, inclusive, at any one time in the building or structure, or in a portion of a building or structure where the remainder of the building or structure is not used for instructional purposes.
- (b) The use of the building or structure is critical to providing an effective alternative, community-based program.
- (c) The use of other buildings or structures that would meet seismic safety standards for school facilities are not practical."

STAFF ANALYSIS/STATEMENTS

The District has provided certification that it has met the criteria as stated in EC Section 17289. An exemption has been requested for two years.

RECOMMENDATION

Approve the District's request for an exemption from the definition of "school buildings" for the site listed on the Attachment from August 7, 2019 through August 6, 2021.

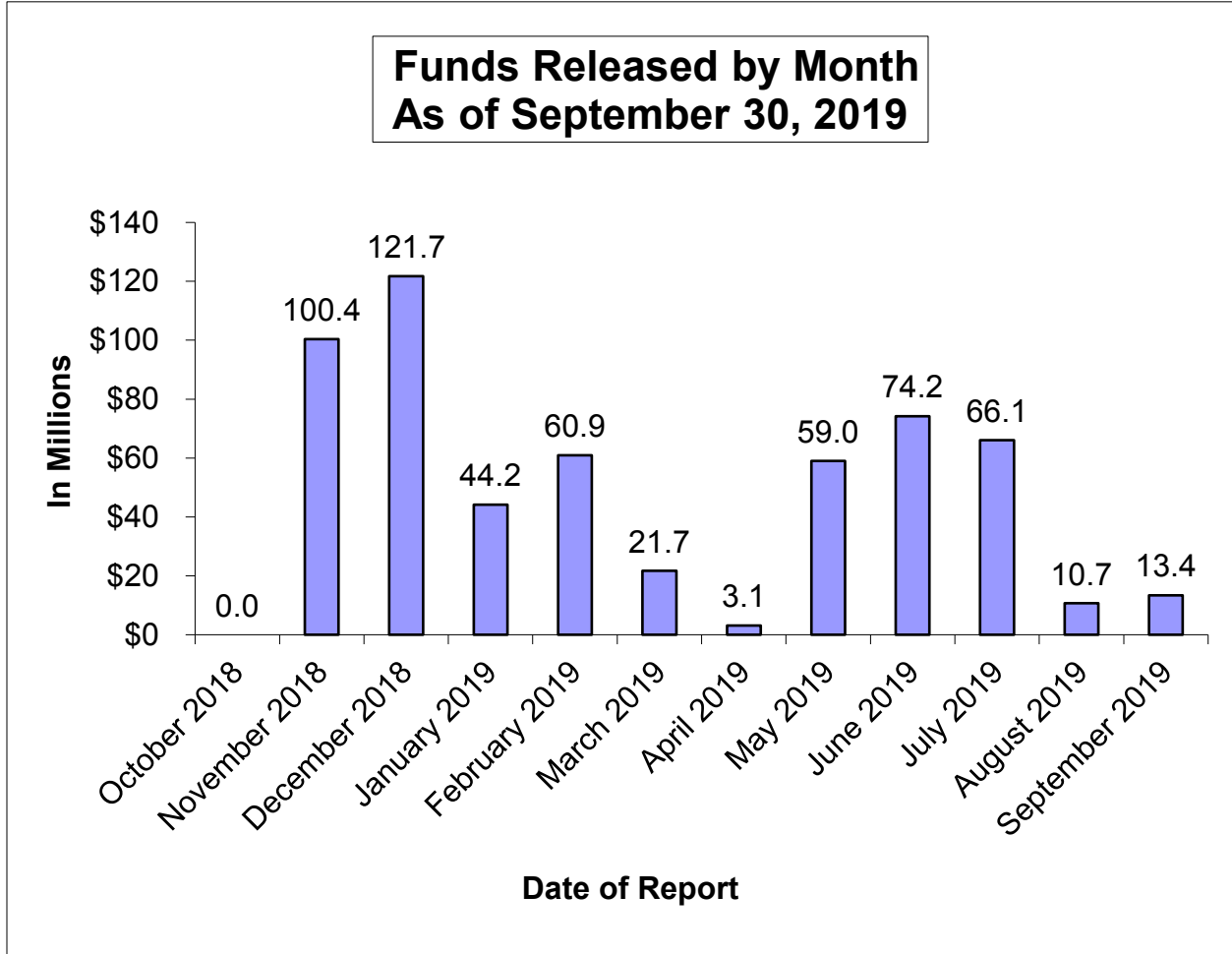
ATTACHMENT

EXEMPTION FOR INDEPENDENT STUDY FACILITIES

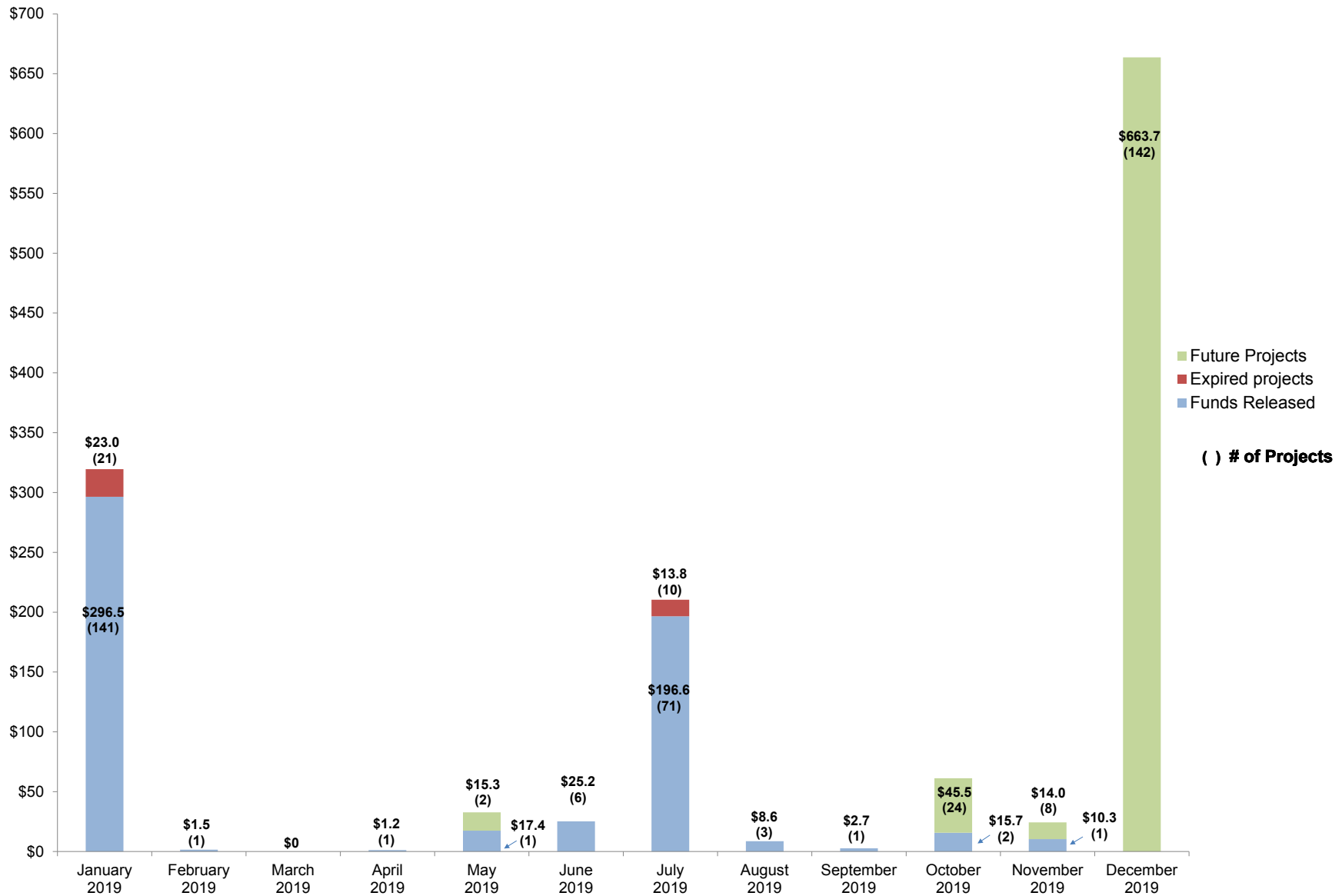
Fresno Unified School District/Fresno County
(91/62166-00-000)

<u>Site</u>	<u>I.D. No.</u>
822 N. Abby Fresno, CA 93701	10-62166-1030287
3058 N. Millbrook Fresno, CA 93726	10-62166-6112619

STATUS OF FUND RELEASES



**Status of School Facility Program Apportionments Set to Expire
due to Time Limit on Fund Release, as of September 25, 2019 SAB
(in millions of dollars)**



*There is 1 project (51/63610-00-002) for \$2.4 million that was apportioned at the 08/15/2018 SAB; The TLOFR date is 02/15/2020
 *There are 2 projects for \$30.4 million that was apportioned at the 09/25/2019 SAB; The TLOFR date is 03/23/2020
 *There are 8 projects for \$12.3 million that was apportioned at the 04/24/2019 SAB; the TLOFR date is 04/24/2020
 *There are 2 projects (51/75028-00-001 and 51/75028-00-002) for \$19.2 million that were apportioned at the 1/23/2019 SAB; The TLOFR date is 07/23/2020
 * There is 1 project (51/75028-00-002) for \$5 million that was apportioned at the 02/27/2019 SAB, The TLOFR date is 08/27/2020
 * There are 44 projects for \$73.8 million that was apportioned at the 09/25/2019 SAB; TLOFR date is 09/24/2020
 *There is 1 project (57/61531-00-003) for \$5.3 million that was apportioned 04/24/2019 SAB, the TLOFR date is 10/24/2020
 *There are 4 projects for \$1.2 million that were apportioned at the 09/25/2019 SAB; TLOFR date is 03/25/2021
 These projects will be added to the TLOFR chart at a later date.

SCHOOL FACILITY PROGRAM

Available Funds (in Millions) As of October 23, 2019

Program	Original Bond Allocation	Remaining Bond Authority as of September 25, 2019	Estimated Approvals for October 23, 2019	Special Items/PIF	Remaining Bond Authority as of October 23, 2019 (excludes Unfunded Approvals)	Accumulated Unfunded Approvals as of September 25, 2019	Estimated Unfunded Approvals for October 23, 2019	Special Items/PIF	Remaining Bond Authority as of October 23, 2019 (includes Unfunded Approvals)
Prop. 51 - \$7 Billion - November 2016									
New Construction	\$3,000.0	\$1,983.1			\$1,983.1	-\$387.0	-\$42.1		\$1,554.0
Modernization	3,000.0	2,411.6			2,411.6	-208.3	-42.9		2,160.4
Career Technical Education	500.0	268.8	1.3		270.1	-15.5			254.6
Charter School	500.0	423.6			423.6	-420.6			3.0
SUBTOTAL	\$7,000.0	\$5,087.1	\$1.3	\$0.0	\$5,088.4 ^A	-\$1,031.4	-\$85.0	\$0.0	\$3,972.0

Prop. 1D - \$7.3 Billion - November 2006									
New Construction	\$1,900.0	\$2.7	\$0.4		\$3.1				\$3.1 ^F
Seismic Repair		2.7			2.7				2.7 ^F
Modernization	3,300.0	1.5	0.1		1.6	-\$0.5			1.1 ^F
Career Technical Education	500.0	14.1			14.1				14.1
High Performance Schools	100.0	0.8			0.8				0.8
Overcrowding Relief	1,000.0	9.0	2.7		11.7				11.7 ^F
Charter School	500.0	136.6			136.6	-127.0	\$0.1		9.7
Joint Use	57.5 ^B	0.0			0.0				0.0
SUBTOTAL	\$7,357.5	\$167.4	\$3.2	\$0.0	\$170.6 ^A	-\$127.5	\$0.1	\$0.0	\$43.2

Prop. 55 - \$10 Billion - March 2004									
New Construction	\$4,965.8 ^C	\$1.5 ^D			\$1.5				\$1.5 ^F
Modernization	2,250.0	0.5			0.5	-\$0.2			0.3
Critically Overcrowded Schools	2,440.0	0.0			0.0				0.0 ^F
Charter School	300.0	14.3			14.3	-13.1			1.2 ^F
Joint Use	66.7 ^E	0.0			0.0				0.0
SUBTOTAL	\$10,022.5	\$16.3	\$0.0	\$0.0	\$16.3 ^A	-\$13.3	\$0.0	\$0.0	\$3.0
TOTAL PAGE 1	\$24,380.0	\$5,270.8	\$4.5	\$0.0	\$5,275.3	-\$1,172.2	-\$84.9	\$0.0	\$4,018.2

A Balance of bonding authority excludes unfunded approvals.

B The original bond allocation of \$29 million augmented by \$21 million from Prior Bond Funds to Joint Use at the 06/27/07 SAB meeting and \$7.5 million at the 7/23/08 SAB meeting pursuant to Assembly Bill 127, Chapter 35, Statutes of 2006 (Perata/Nunez).

C The original bond allocation of \$4,960,000,000 augmented by \$5,831,911 from Prior Bonds at the 10/6/2010 SAB meeting.

D It includes the transfer of Critically Overcrowded School Facilities Program Funds to New Construction (transfers in Prop. 55 includes: \$268.8 million approved at the 1/25/2006 SAB meeting, \$318.3 million approved at the 9/23/2009 SAB meeting, \$225 million approved at the 8/4/2010 SAB meeting, \$211.7 million approved at the 12/15/2010 SAB meeting, \$145 million at the 4/25/2012 SAB meeting, \$30.4 million after the 3/20/2013 SAB meeting, and \$32,297 after the 3/26/2014 SAB meeting per SFP Regulation Sections 1859.154 (c)).

E Original bond allocation of \$50,000,000 augmented by \$15,547,233 from the State School Building Aid Fund at the 2/28/2007 SAB meeting and by \$1,232,224 from Prior Bonds at the 10/6/2010 SAB meeting.

F Total authority is not available at this time. There are outstanding accounts receivables of \$1,434,496 for New Construction, \$274,994 for Modernization, and \$2,841,367 for ORG in Proposition 1D; \$24,004 for New Construction, \$31,739 for COS, and \$955,898 for Charter in Proposition 55.

SCHOOL FACILITY PROGRAM

Available Funds (in Millions) As of October 23, 2019

Program	Original Bond Allocation	Remaining Bond Authority as of September 25, 2019	Estimated Approvals for October 23, 2019	Special Items/PIF	Remaining Bond Authority as of October 23, 2019 (excludes Unfunded Approvals)	Accumulated Unfunded Approvals as of September 25, 2019	Estimated Unfunded Approvals for October 23, 2019	Special Items/PIF	Remaining Bond Authority as of October 23, 2019 (includes Unfunded Approvals)
Prop. 47 - \$11.4 Billion - November 2002									
New Construction	\$6,250.0	\$0.5			\$0.5				\$0.5 ^B
Modernization	3,300.0	0.1			0.1	-\$0.1			0.0
Critically Overcrowded Schools	1,700.0	0.0			0.0				0.0
Charter School	100.0	7.3			7.3	-4.7			2.6
Joint Use	50.0	0.0			0.0				0.0
SUBTOTAL	\$11,400.0	\$7.9	\$0.0	\$0.0	\$7.9^A	-\$4.8	\$0.0	\$0.0	\$3.1
Prop. 1A - \$6.7 Billion - November 1998									
New Construction	\$2,900.0	\$0.7			\$0.7	-\$0.7			\$0.0 ^B
Modernization	2,100.0	0.0			0.0				0.0
Hardship	1,000.0	0.6			0.6	-0.6			0.0 ^B
Class Size Reduction	700.0	0.0			0.0				0.0
SUBTOTAL	\$6,700.0	\$1.3	\$0.0	\$0.0	\$1.3^A	-\$1.3	\$0.0	\$0.0	\$0.0
TOTAL PAGE 2	\$18,100.0	\$9.2	\$0.0	\$0.0	\$9.2	-\$6.1	\$0.0	\$0.0	\$3.1
TOTAL FROM PAGE 1	\$24,380.0	\$5,270.8	\$4.5	\$0.0	\$5,275.3	-\$1,172.2	-\$84.9	\$0.0	\$4,018.2
GRAND TOTAL	\$42,480.0	\$5,280.0	\$4.5	\$0.0	\$5,284.5	-\$1,178.3	-\$84.9	\$0.0	\$4,021.3

Full-Day Kindergarten Facilities Grant Program (FDKFGP)

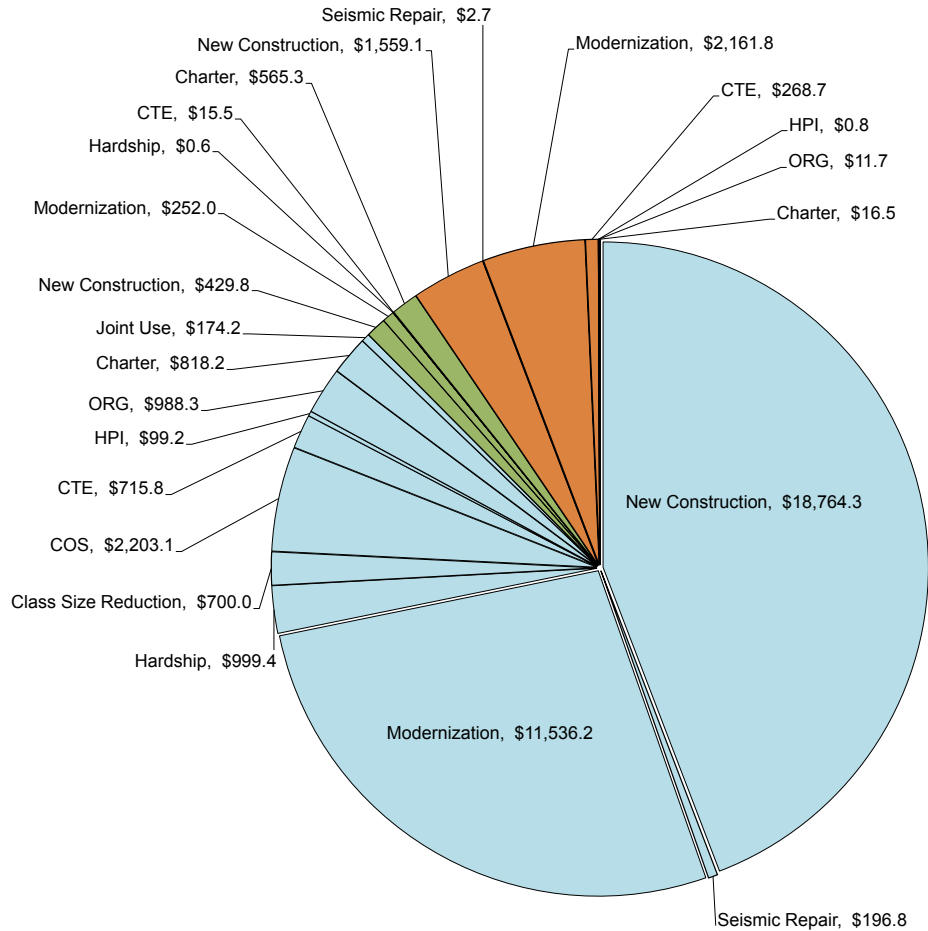
Program	Appropriation	Remaining Authority as of September 25, 2019	SAB Approvals as of September 25, 2019	Miscellaneous Adjustments for October 23, 2019	Remaining Authority as of October 23, 2019
Chapter 32, Statutes of 2018 (AB 1808)					
Full-Day Kindergarten (FY 18/19)	\$100.0	\$60.0			\$60.0
Chapter 51, Statutes of 2019 (SB 75)					
Full-Day Kindergarten (FY 19/20)	\$300.0	\$300.0			\$300.0
TOTAL	\$400.0	\$360.0	\$0.0	\$0.0	\$360.0

A Balance of bonding authority excludes unfunded approvals.

B Total authority is not available at this time. There are outstanding accounts receivables of \$121,771 for New Construction in Proposition 47; \$4,843 for New Construction and \$4,843 for Hardship in Proposition 1A.

Proposition 51, 1D, 55, 47, and 1A Bond Authority - \$42.480 billion

(in millions of dollars)

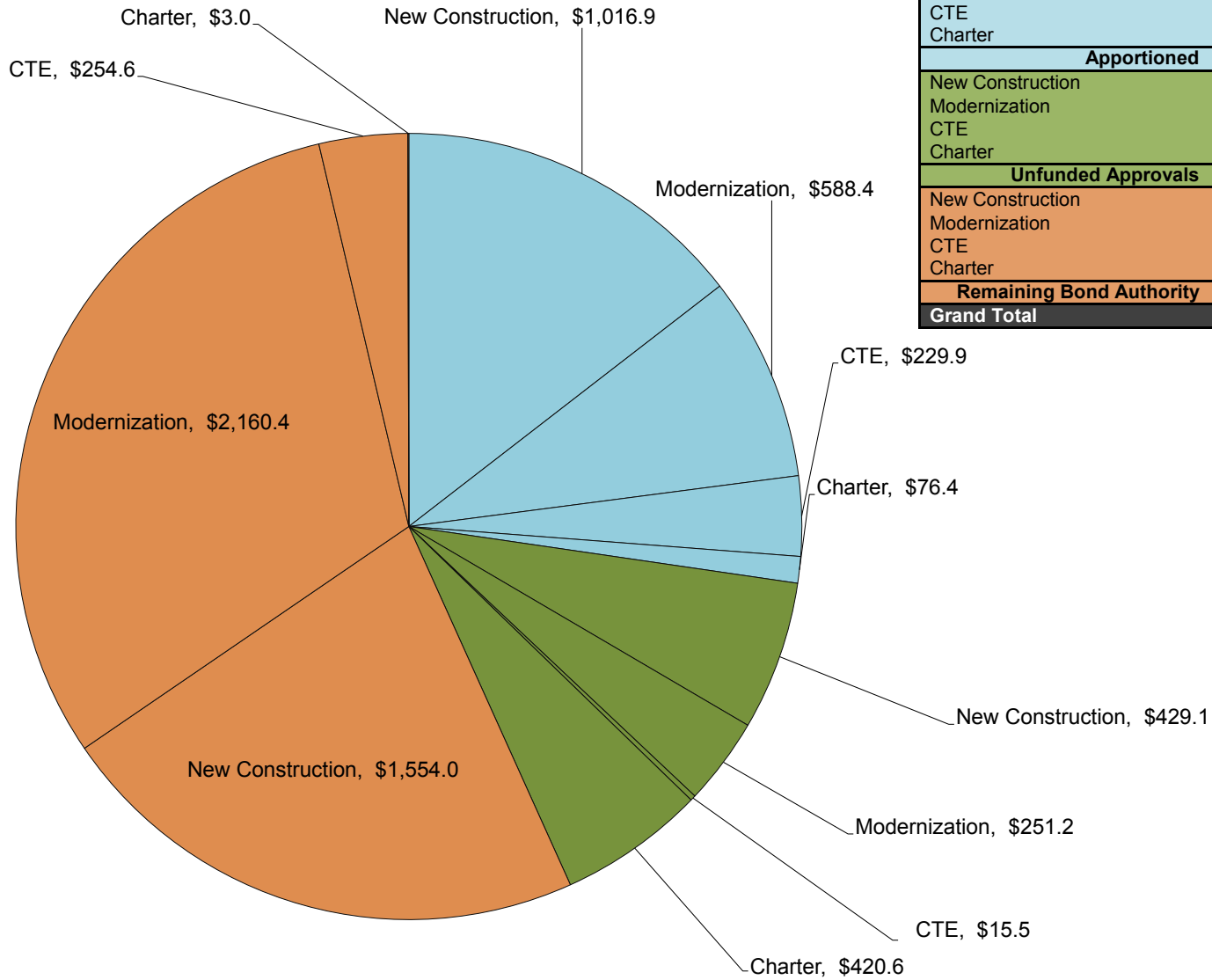


Proposition 51, 1D, 55, 47, and 1A Totals		
New Construction*	\$ 18,764.3	
Seismic Repair	\$ 196.8	
Modernization	\$ 11,536.2	
Hardship	\$ 999.4	
Class Size Reduction	\$ 700.0	
COS	\$ 2,203.1	
CTE	\$ 715.8	
HPI	\$ 99.2	
ORG	\$ 988.3	
Charter	\$ 818.2	
Joint Use	\$ 174.2	
Apportioned	\$ 37,195.5	87.6%
New Construction	\$ 429.8	
Seismic Repair	\$ -	
Modernization	\$ 252.0	
Hardship	\$ 0.6	
Class Size Reduction	\$ -	
COS	\$ -	
CTE	\$ 15.5	
HPI	\$ -	
ORG	\$ -	
Charter	\$ 565.3	
Joint Use	\$ -	
Unfunded Approvals	\$ 1,263.2	3.0%
New Construction	\$ 1,559.1	
Seismic Repair	\$ 2.7	
Modernization	\$ 2,161.8	
Hardship	\$ -	
Class Size Reduction	\$ -	
COS	\$ -	
CTE	\$ 268.7	
HPI	\$ 0.8	
ORG	\$ 11.7	
Charter	\$ 16.5	
Joint Use	\$ -	
Remaining Bond Authority	\$ 4,021.3	9.5%
Grand Total	\$ 42,480	100.0%

*Includes Energy Efficiency, Small High Schools, Seismic Repair, and the transfer of Critically Overcrowded School Facilities Program Funds to New Construction (\$700 million and \$68.1 million from Prop. 47; \$268.8 million, \$318.3 million, \$225 million, \$211.7 million, \$145 million, and \$30.4 million from Prop. 55). Also, Prop 55 includes \$5.8 million from the Lease Purchase Program on October 6, 2010.

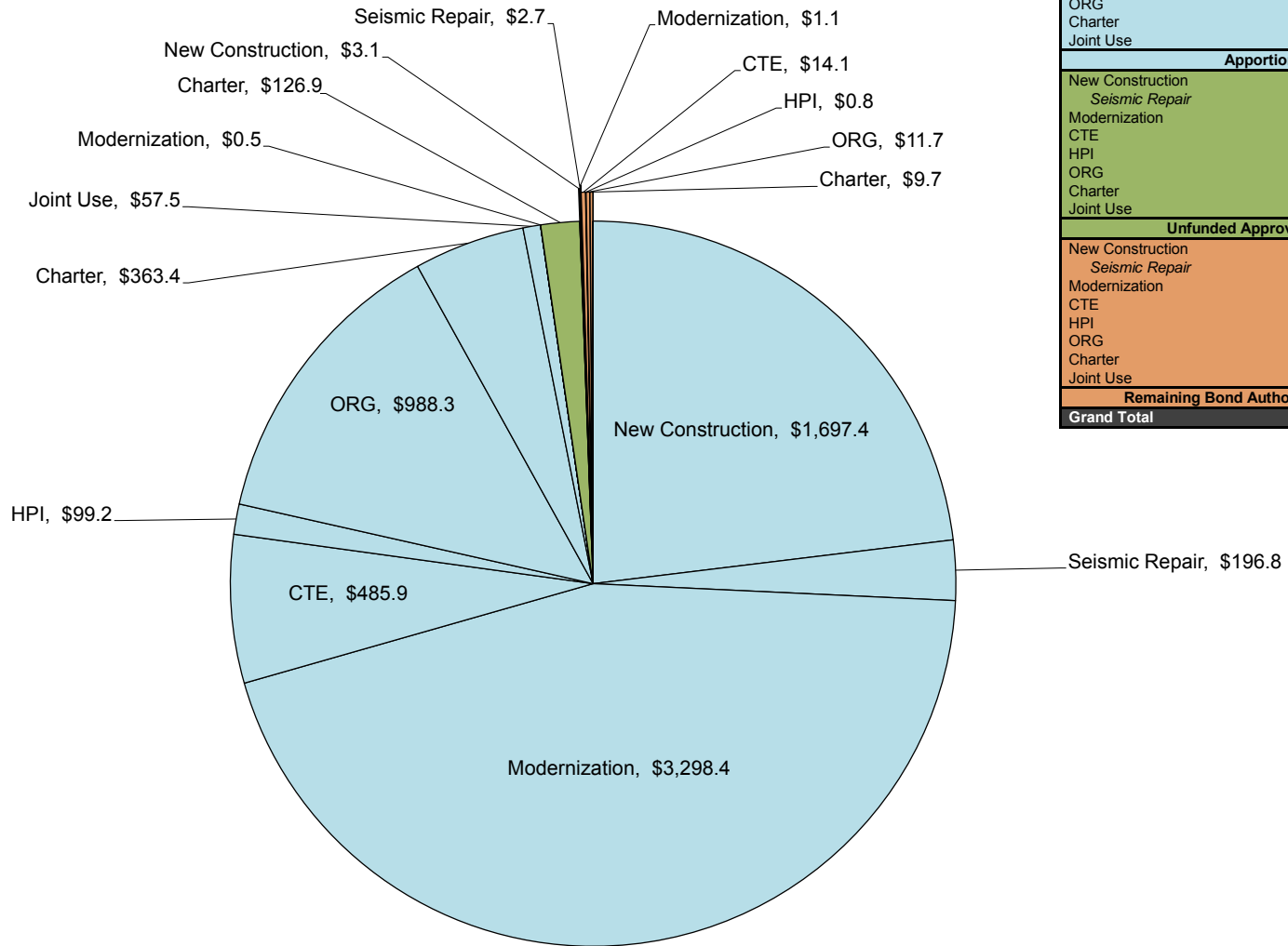
Proposition 51 Bond Authority - \$7.000 billion

(in millions of dollars)



Proposition 51 Totals		
New Construction	\$ 1,016.9	
Modernization	\$ 588.4	
CTE	\$ 229.9	
Charter	\$ 76.4	
AppORTioned	\$ 1,911.6	27.3%
New Construction	\$ 429.1	
Modernization	\$ 251.2	
CTE	\$ 15.5	
Charter	\$ 420.6	
Unfunded Approvals	\$ 1,116.4	15.9%
New Construction	\$ 1,554.0	
Modernization	\$ 2,160.4	
CTE	\$ 254.6	
Charter	\$ 3.0	
Remaining Bond Authority	\$ 3,972.0	56.7%
Grand Total	\$ 7,000	100.0%

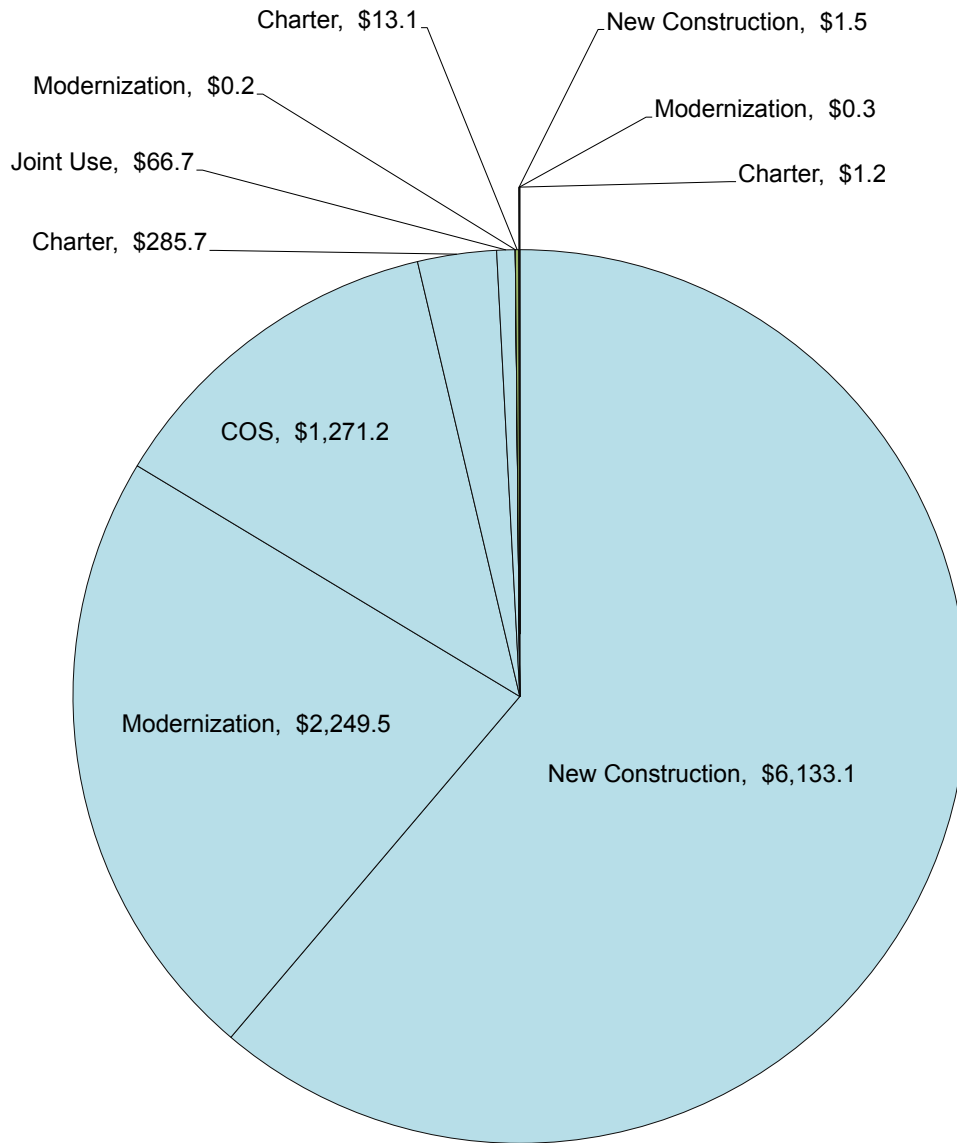
Proposition 1D Bond Authority - \$7.358 billion (in millions of dollars)



Proposition 1D Totals		
New Construction	\$ 1,697.4	
<i>Seismic Repair</i>	\$ 196.8	
Modernization	\$ 3,298.4	
CTE	\$ 485.9	
HPI	\$ 99.2	
ORG	\$ 988.3	
Charter	\$ 363.4	
Joint Use	\$ 57.5	
Apportioned	\$ 7,186.9	97.7%
New Construction	\$ -	
<i>Seismic Repair</i>	\$ -	
Modernization	\$ 0.5	
CTE	\$ -	
HPI	\$ -	
ORG	\$ -	
Charter	\$ 126.9	
Joint Use	\$ -	
Unfunded Approvals	\$ 127.4	1.7%
New Construction	\$ 3.1	
<i>Seismic Repair</i>	\$ 2.7	
Modernization	\$ 1.1	
CTE	\$ 14.1	
HPI	\$ 0.8	
ORG	\$ 11.7	
Charter	\$ 9.7	
Joint Use	\$ -	
Remaining Bond Authority	\$ 43.2	0.6%
Grand Total	\$ 7,358	100.0%

Proposition 55 Bond Authority - \$10.023 billion

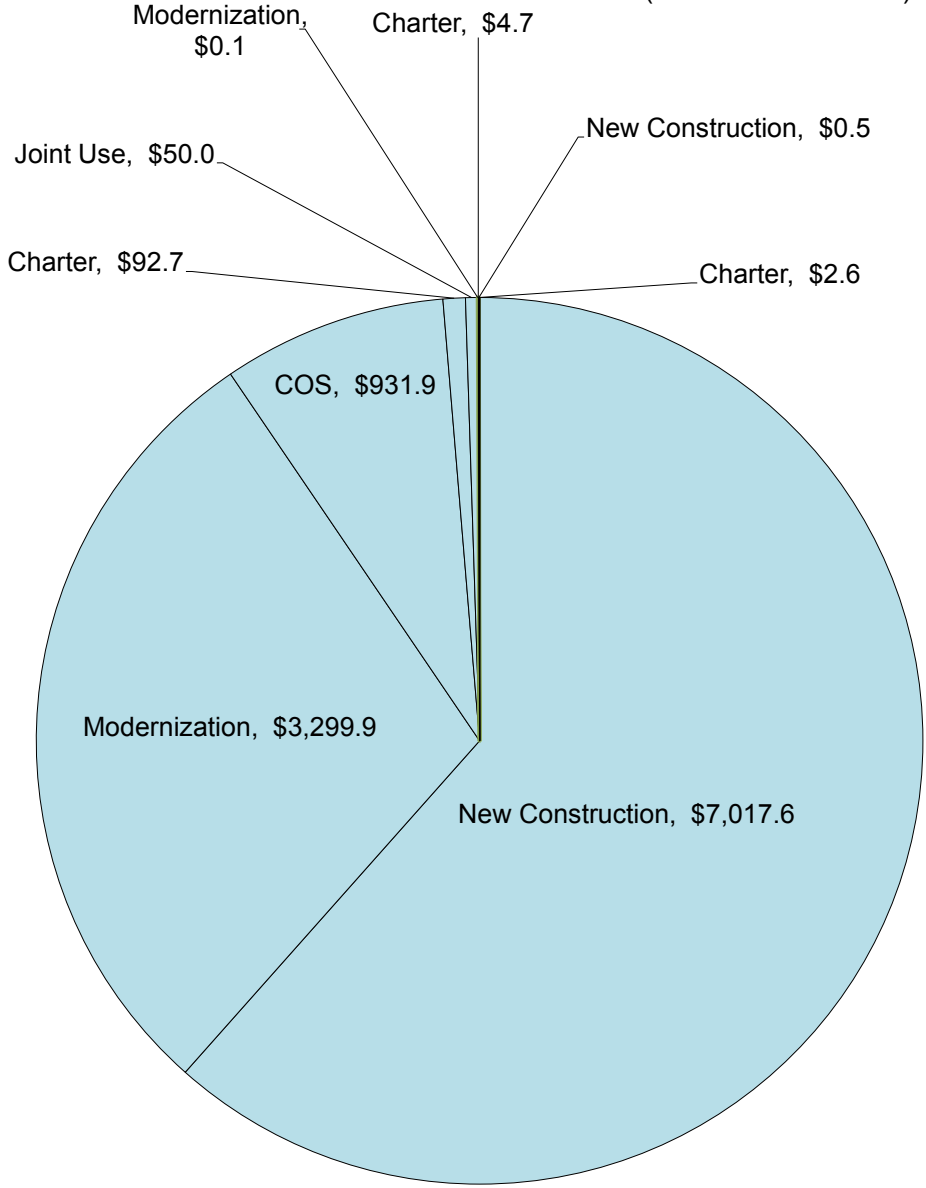
(in millions of dollars)



Proposition 55 Totals		
New Construction	\$ 6,133.1	
Modernization	\$ 2,249.5	
COS	\$ 1,271.2	
Charter	\$ 285.7	
Joint Use	\$ 66.7	
Apportioned	\$ 10,006.2	99.8%
New Construction	\$ -	
Modernization	\$ 0.2	
COS	\$ -	
Charter	\$ 13.1	
Joint Use	\$ -	
Unfunded Approvals	\$ 13.3	0.1%
New Construction	\$ 1.5	
Modernization	\$ 0.3	
COS	\$ -	
Charter	\$ 1.2	
Joint Use	\$ -	
Remaining Bond Authority	\$ 3.0	0.0%
Grand Total	\$ 10,023	100.0%

Proposition 47 Bond Authority - \$11.400 billion

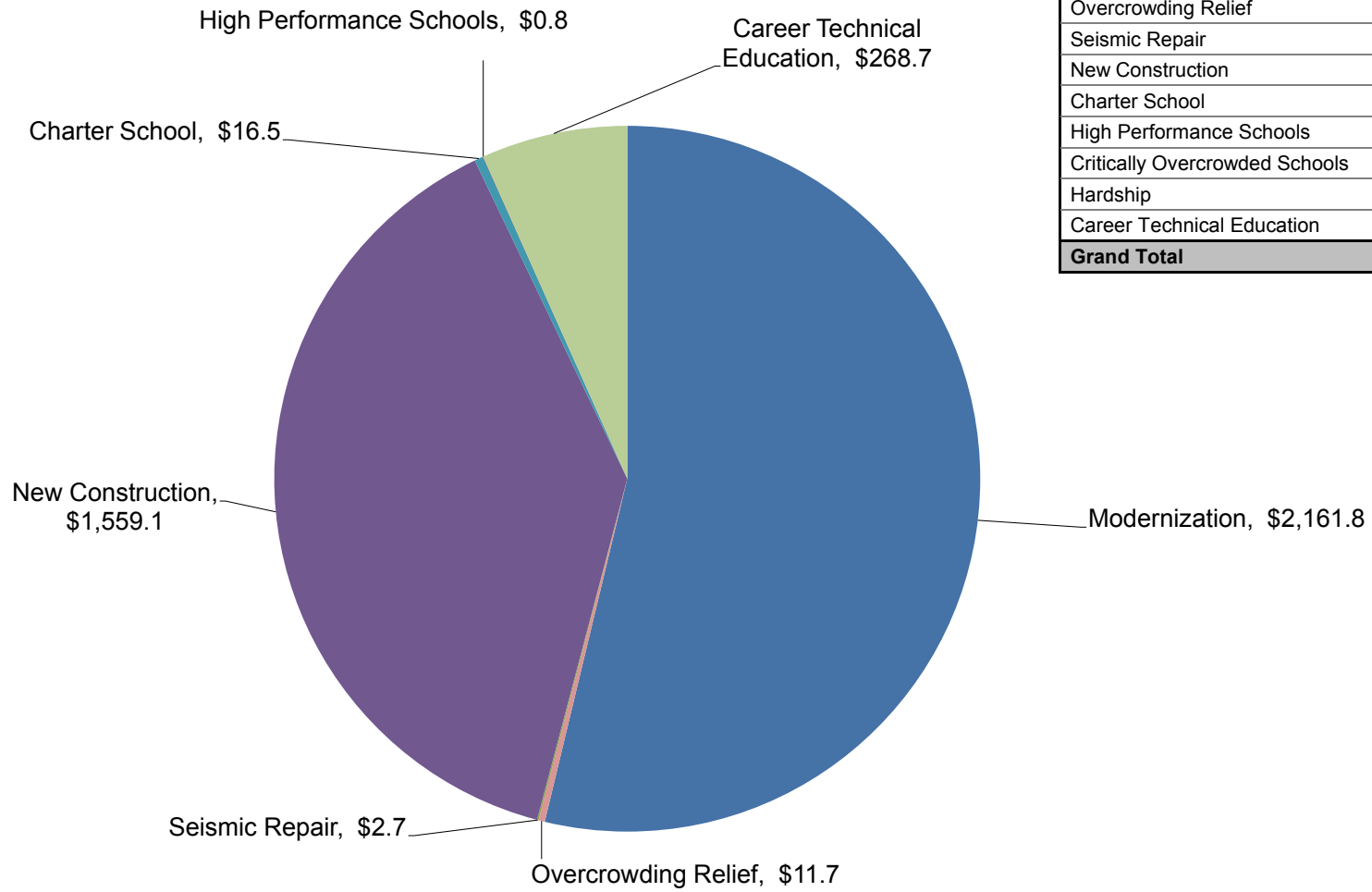
(in millions of dollars)



Proposition 47 Totals		
New Construction	\$ 7,017.6	
Modernization	\$ 3,299.9	
COS	\$ 931.9	
Charter	\$ 92.7	
Joint Use	\$ 50.0	
Apportioned	\$ 11,392.1	99.9%
New Construction	\$ -	
Modernization	\$ 0.1	
COS	\$ -	
Charter	\$ 4.7	
Joint Use	\$ -	
Unfunded Approvals	\$ 4.8	0.0%
New Construction	\$ 0.5	
Modernization	\$ -	
COS	\$ -	
Charter	\$ 2.6	
Joint Use	\$ -	
Remaining Bond Authority	\$ 3.1	0.0%
Grand Total	\$ 11,400	100.0%

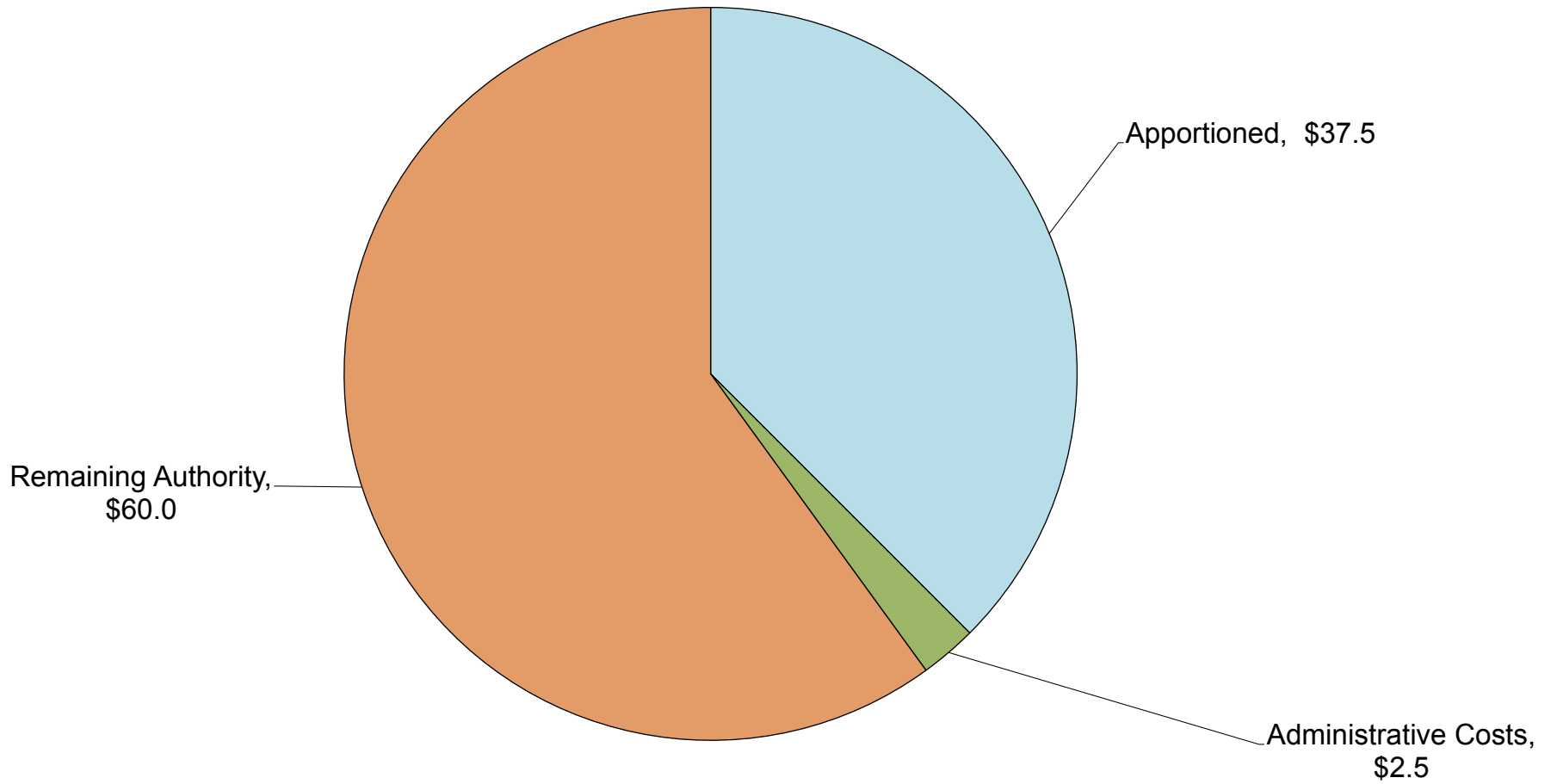
Remaining Bond Authority - \$4,021.3 million

(by program, in millions)
As of October 23, 2019 SAB



Remaining Bond Authority (in millions)	
Modernization	\$ 2,161.8
Overcrowding Relief	\$ 11.7
Seismic Repair	\$ 2.7
New Construction	\$ 1,559.1
Charter School	\$ 16.5
High Performance Schools	\$ 0.8
Critically Overcrowded Schools	\$ -
Hardship	\$ -
Career Technical Education	\$ 268.7
Grand Total	\$ 4,021.3

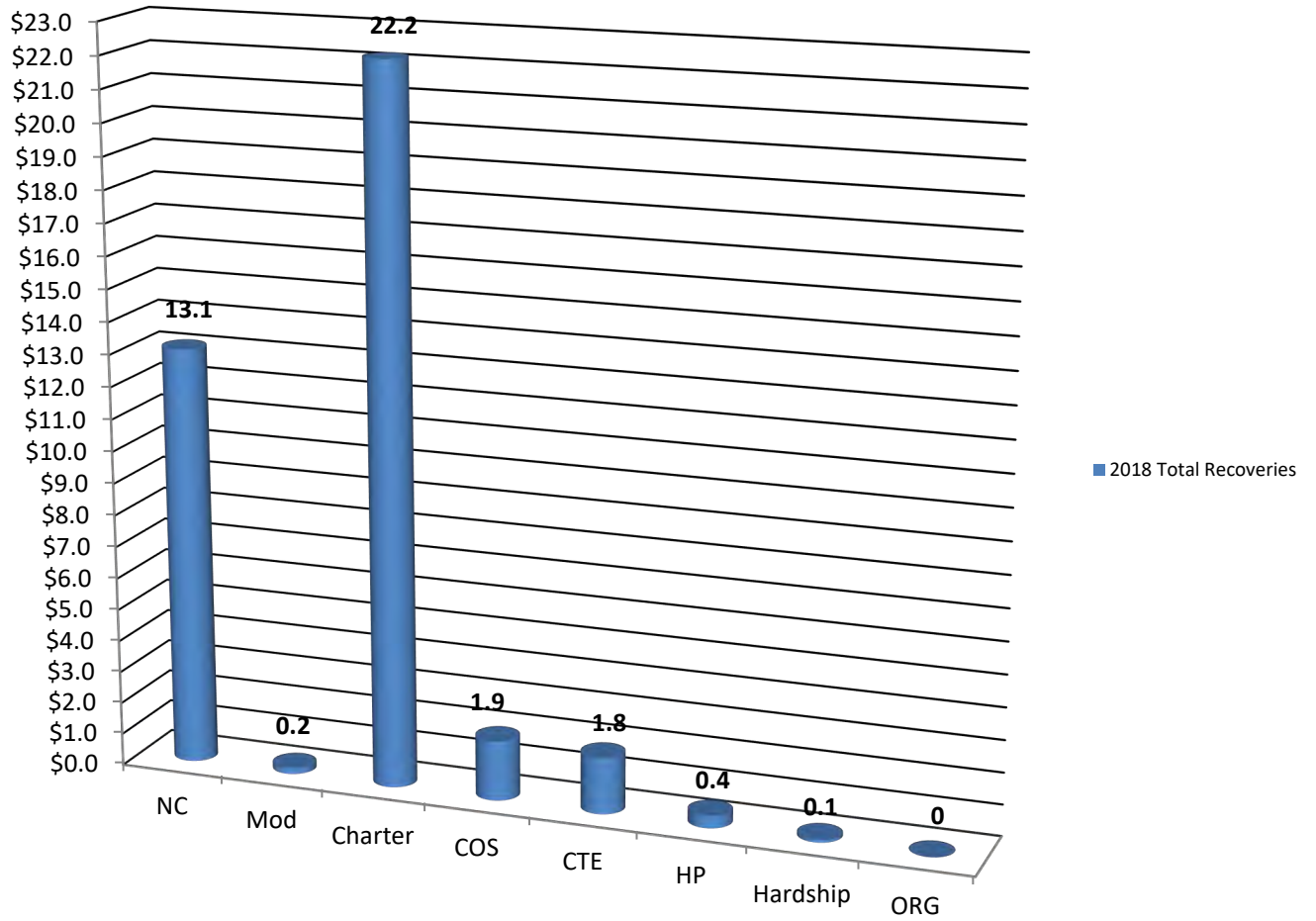
Full-Day Kindergarten Facilities Grant Program (FDKFGP)
FY 2018/2019
Authority - \$100 million



Full-Day Kindergarten Facilities Grant Program (FDKFGP)
FY 2019/2020
Authority - \$300 million



Fund Recoveries* – 2018
(Totals represented in millions of dollars)

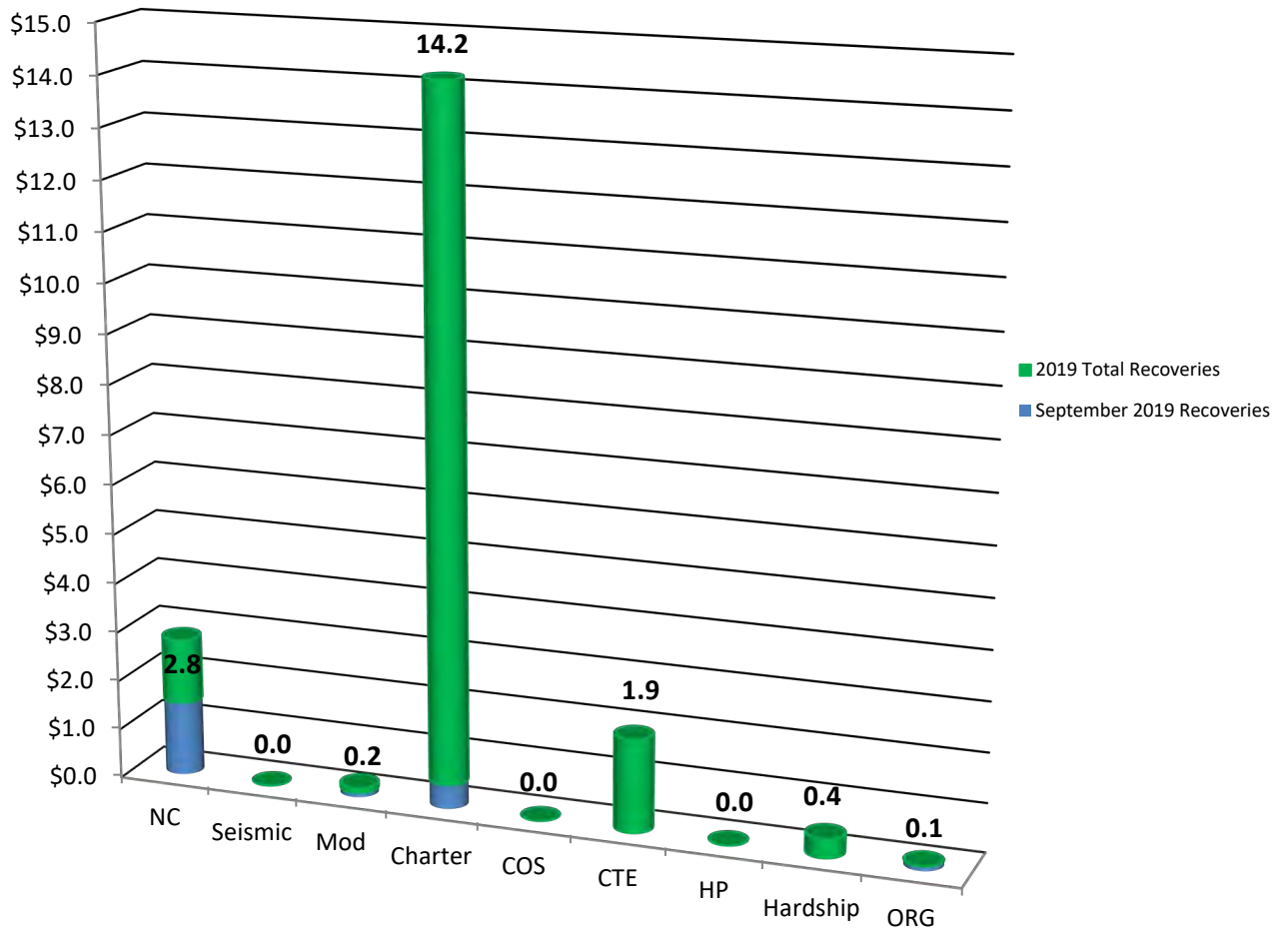


	2018 Totals**
NC	\$13,146,376
Modernization	\$233,753
Charter	\$22,247,096
COS	\$1,926,175
CTE	\$1,826,773
HP	\$358,288
Hardship	\$132,284
ORG	\$0
Total	\$39,870,746

*Includes bond proceeds returned (authority may not be available) to the program through reductions to cost incurred, close-outs, loan repayments, rescissions and special education local plan area transfers.

** 2018 Totals does not reflect any reallocation of authority. For current availability of bond authority, see Status of Funds.

Fund Recoveries* – as of September 25, 2019 SAB
(Totals represented in millions of dollars)



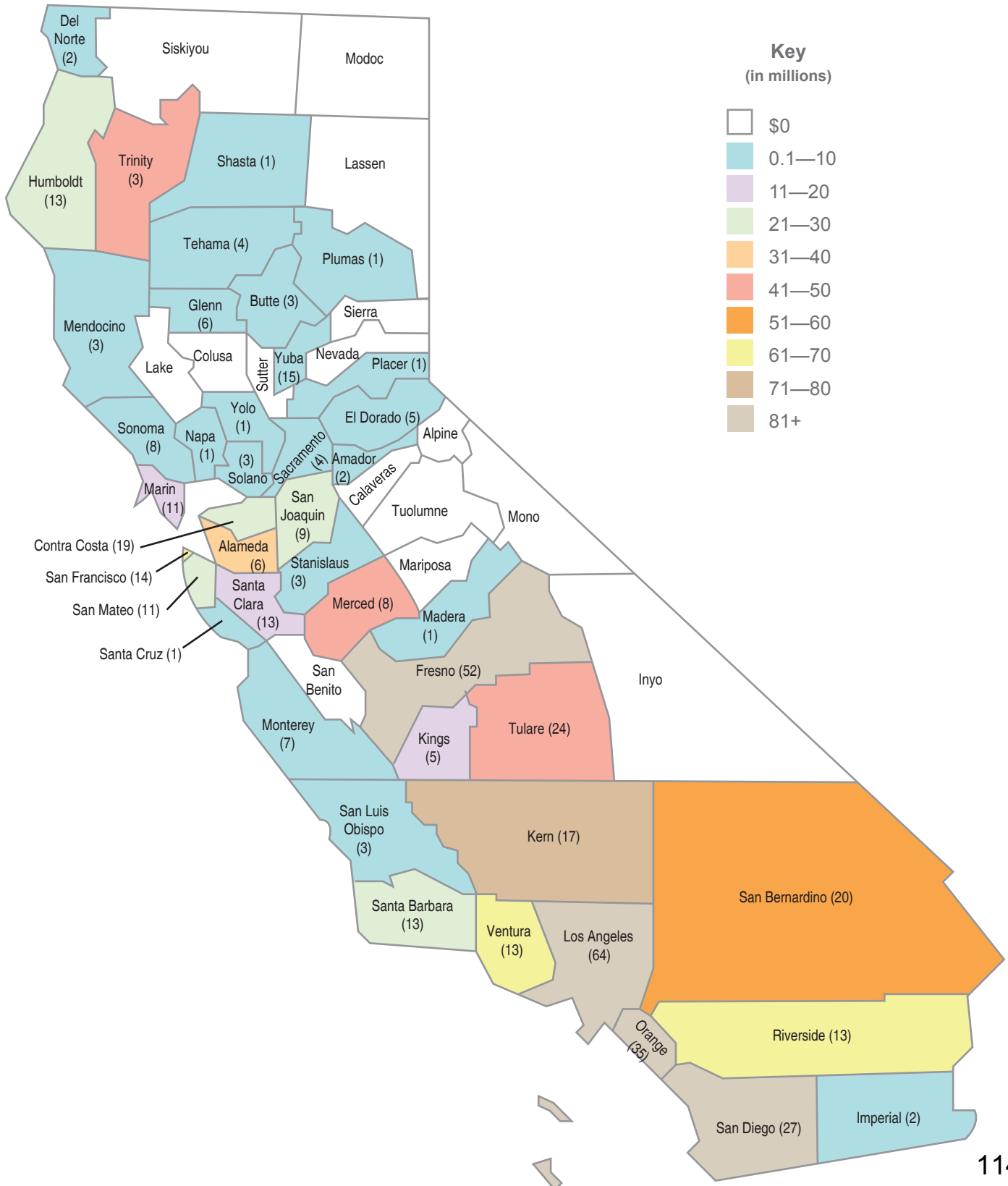
September 2019	1A	47	55	1D	51	September Totals	2019 Totals**
NC	\$9,686	\$121,771	\$272,328	\$1,080,352	\$0	\$1,484,138	\$2,795,883
Seismic	\$0	\$0	\$0	\$0	\$0	\$0	\$0
Modernization	\$0	\$0	\$0	\$58,522	\$0	\$58,522	\$155,055
Charter	\$0	\$142,617	\$102,396	\$294,190	\$0	\$539,204	\$14,183,508
COS	\$0	\$0	\$31,739	\$0	\$0	\$31,739	\$31,739
CTE	\$0	\$0	\$0	\$0	\$0	\$0	\$1,896,615
HP	\$0	\$0	\$0	\$0	\$0	\$0	\$0
Hardship	\$0	\$0	\$0	\$0	\$0	\$0	\$368,398
ORG	\$0	\$0	\$0	\$125,622	\$0	\$125,622	\$125,622
				Total		\$2,239,224	\$19,556,819

*Includes bond proceeds returned (authority may not be available) to the program through reductions to cost incurred, close-outs, loan repayments, rescissions and special education local plan area transfers.

** 2019 Totals does not reflect any reallocation of authority. For current availability of bond authority, see Status of Funds.

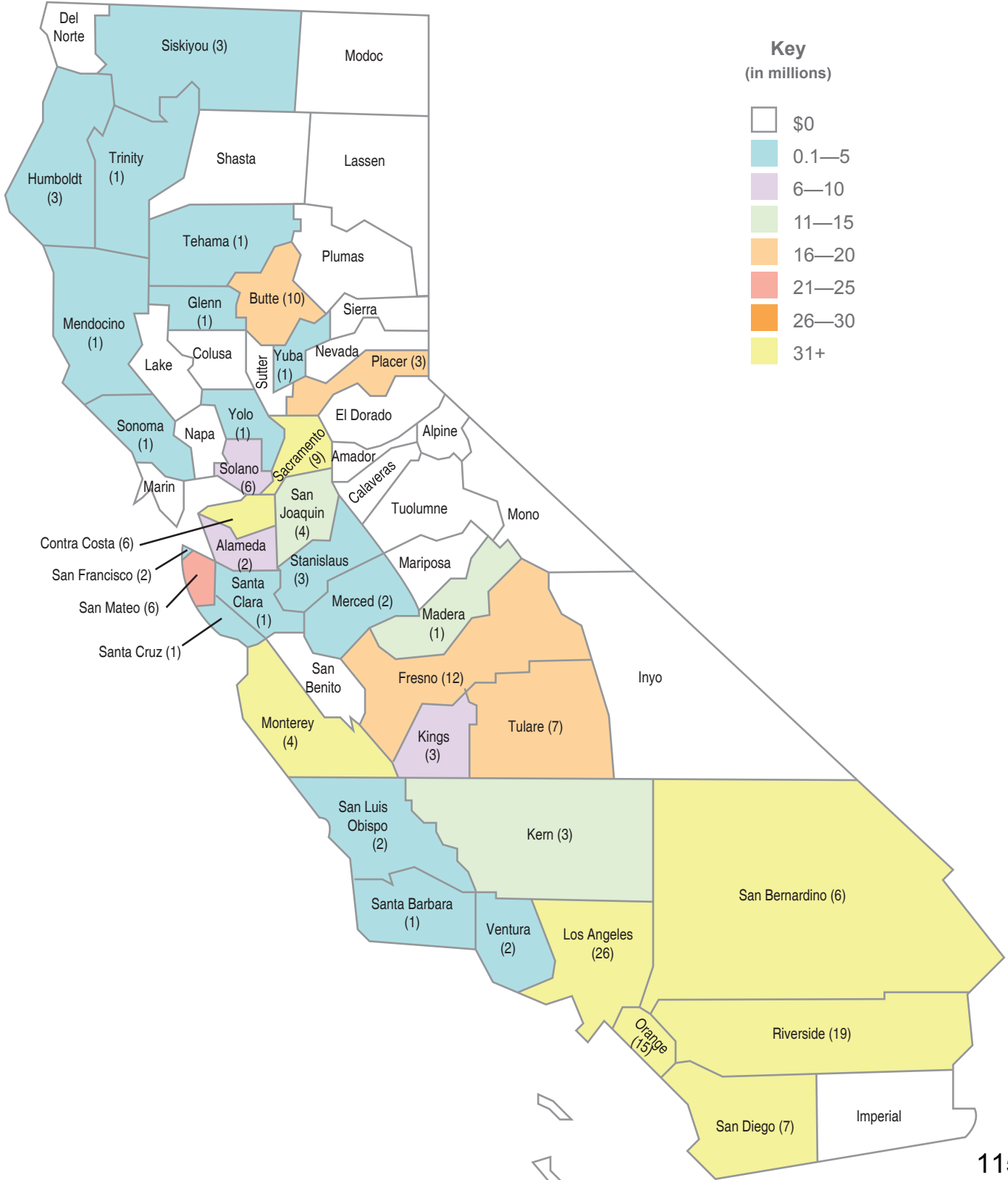
School Facility Program Proposition 51 Apportionments by County

The graphic below displays the amount Apportioned (\$1,539.6 million) for 467 School Facility Program projects from 188 school districts as of September 30, 2019. The data includes only bond authority provided by Proposition 51 approved by voters in November 2016.



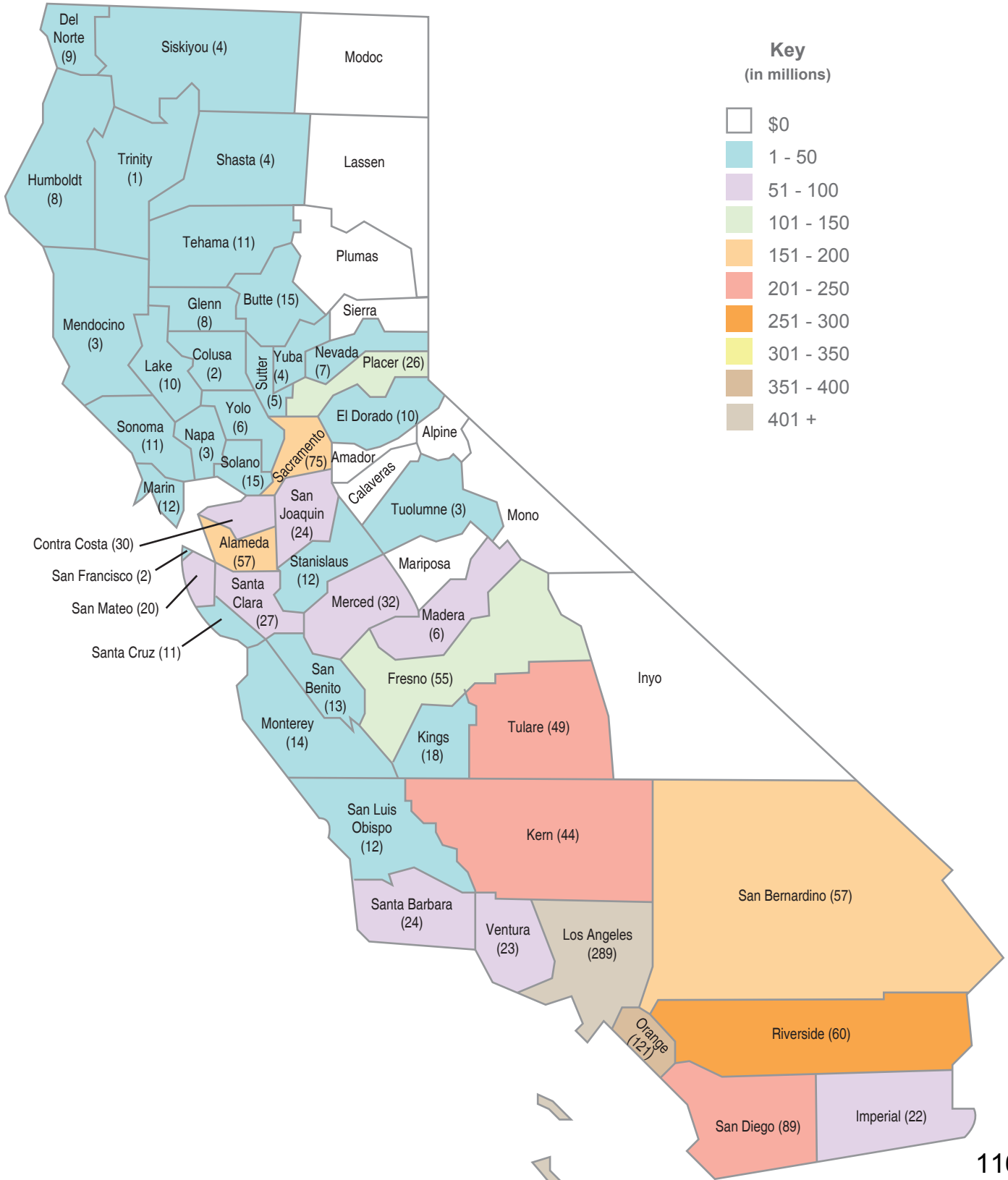
School Facility Program Proposition 51 Unfunded Approvals by County

The graphic below displays the amount of Unfunded Approvals (\$595.3 million) for 174 School Facility Program projects from 92 school districts as of September 30, 2019. The data includes only bond authority provided by Proposition 51 approved by voters in November 2016.



School Facility Program Proposition 51 Current Workload by County

The graphic below displays the Office of Public School Construction’s Workload List for New Construction and Modernization (\$3,987.3 million) for 1,364 School Facility Program projects from 341 school districts as of September 30, 2019. The projects are anticipated to be allocated from bond authority provided by Proposition 51 approved by voters in November 2016.



**Proposition 51 Distribution
As of 9-30-2019**

County	Apportioned		Unfunded		Workload List	
	Project Count	Dollar Amount	Project Count	Dollar Amount	Project Count	Dollar Amount
Alameda	6	\$35,030,426.00	2	\$9,856,580.00	57	\$199,781,622.01
Alpine	0	\$0.00	0	\$0.00	0	\$0.00
Amador	2	\$5,892,241.00	0	\$0.00	0	\$0.00
Butte	3	\$8,964,544.00	10	\$19,029,637.00	15	\$20,927,533.76
Calaveras	0	\$0.00	0	\$0.00	0	\$0.00
Colusa	0	\$0.00	0	\$0.00	2	\$3,251,881.80
Contra Costa	19	\$25,428,992.56	6	\$34,134,043.00	30	\$71,249,121.00
Del Norte	2	\$520,227.00	0	\$0.00	9	\$3,465,117.75
El Dorado	5	\$4,657,914.00	0	\$0.00	10	\$19,713,531.22
Fresno	52	\$180,128,113.45	12	\$16,558,528.00	55	\$139,318,535.25
Glenn	6	\$9,624,409.00	1	\$224,054.00	8	\$12,607,385.40
Humboldt	13	\$27,353,669.60	3	\$4,317,621.48	8	\$7,635,402.65
Imperial	2	\$2,293,257.00	0	\$0.00	22	\$58,797,149.85
Inyo	0	\$0.00	0	\$0.00	0	\$0.00
Kern	17	\$73,457,045.27	3	\$15,646,833.00	44	\$207,208,812.65
Kings	5	\$12,629,156.00	3	\$8,654,797.00	18	\$31,566,746.45
Lake	0	\$0.00	0	\$0.00	10	\$12,212,485.00
Lassen	0	\$0.00	0	\$0.00	0	\$0.00
Los Angeles	64	\$157,229,491.11	26	\$78,846,850.00	289	\$776,009,374.60
Madera	1	\$41,985.00	1	\$12,988,244.00	6	\$54,237,641.70
Marin	11	\$16,937,115.00	0	\$0.00	12	\$18,206,727.40
Mariposa	0	\$0.00	0	\$0.00	0	\$0.00
Mendocino	3	\$939,142.00	1	\$1,801,010.00	3	\$4,370,414.40
Merced	8	\$41,965,085.00	2	\$625,614.00	32	\$64,096,993.65
Modoc	0	\$0.00	0	\$0.00	0	\$0.00
Mono	0	\$0.00	0	\$0.00	0	\$0.00
Monterey	7	\$10,595,833.47	4	\$42,362,344.00	14	\$41,644,875.80
Napa	1	\$442,693.00	0	\$0.00	3	\$4,599,473.00
Nevada	0	\$0.00	0	\$0.00	7	\$6,996,559.95
Orange	35	\$290,969,262.56	15	\$71,385,249.00	121	\$380,108,571.60
Placer	1	\$822,519.00	3	\$16,589,804.00	26	\$127,773,874.75
Plumas	1	\$526,164.00	0	\$0.00	0	\$0.00
Riverside	13	\$67,657,063.00	19	\$38,114,694.00	60	\$280,924,668.80
Sacramento	4	\$8,227,886.00	9	\$45,883,737.96	75	\$186,541,356.60
San Benito	0	\$0.00	0	\$0.00	13	\$48,972,828.20
San Bernardino	20	\$60,403,771.00	6	\$39,679,651.03	57	\$162,281,168.30
San Diego	27	\$147,844,652.88	7	\$56,811,257.00	89	\$248,863,267.10
San Francisco	14	\$64,008,300.00	2	\$3,510,569.11	2	\$3,171,961.20
San Joaquin	9	\$30,044,692.00	4	\$15,415,184.00	24	\$81,195,900.45
San Luis Obispo	3	\$4,696,221.00	2	\$526,601.32	12	\$30,708,398.20
San Mateo	11	\$23,345,359.00	6	\$21,138,043.00	20	\$57,523,666.40
Santa Barbara	13	\$23,809,730.50	1	\$313,904.00	24	\$92,077,576.20
Santa Clara	13	\$19,846,588.00	1	\$121,364.41	27	\$57,787,743.40
Santa Cruz	1	\$308,740.00	1	\$204,498.00	11	\$16,395,547.80
Shasta	1	\$451,339.00	0	\$0.00	4	\$4,965,296.20
Sierra	0	\$0.00	0	\$0.00	0	\$0.00
Siskiyou	0	\$0.00	3	\$3,182,195.00	5	\$4,278,755.65
Solano	3	\$2,404,885.00	6	\$10,942,617.00	15	\$33,894,180.80
Sonoma	8	\$8,593,499.00	1	\$424,748.00	11	\$19,410,269.80
Stanislaus	3	\$6,107,998.00	3	\$4,953,096.00	12	\$17,477,588.10
Sutter	0	\$0.00	0	\$0.00	5	\$24,376,064.80
Tehama	4	\$6,813,808.29	0	\$0.00	11	\$21,229,241.75
Trinity	3	\$47,133,074.00	1	\$50,508.60	1	\$3,719,508.00
Tulare	24	\$45,312,520.00	7	\$19,215,648.00	49	\$218,850,257.90
Tuolumne	0	\$0.00	0	\$0.00	3	\$5,417,993.40
Ventura	13	\$63,199,798.00	2	\$1,020,326.00	23	\$86,667,397.40
Yolo	1	\$1,053,910.00	1	\$766,343.00	6	\$10,417,233.20
Yuba	15	\$1,861,917.00	0	\$0.00	4	\$4,374,651.20
Total	467	\$ 1,539,575,036.69	174	\$ 595,296,193.91	1,364	\$ 3,987,302,352.49

School Facility Program Bond Authority from Proposition 51

(in millions of dollars, as of September 30, 2019)

New Construction

Legend

Small School Districts – ADA < 2,500 pupils

Medium School Districts – ADA > 2,500 pupils < 10,000 pupils

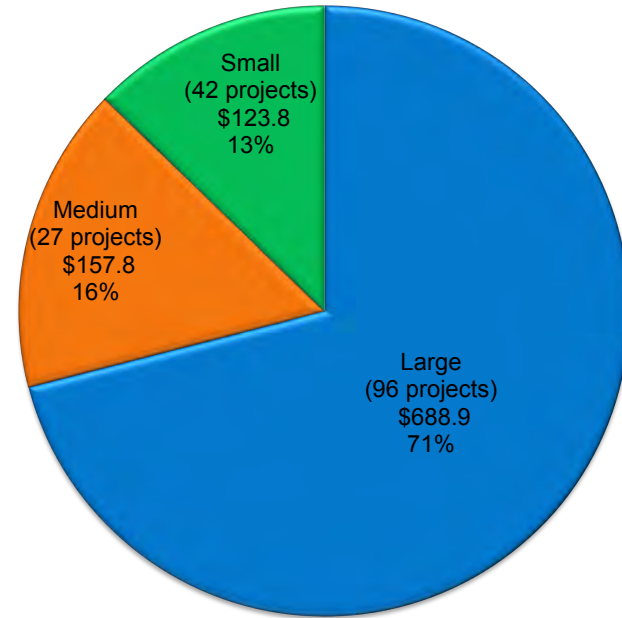
Large School Districts – ADA > 10,000 pupils

District Size (based on 2018/19 Enrollment)

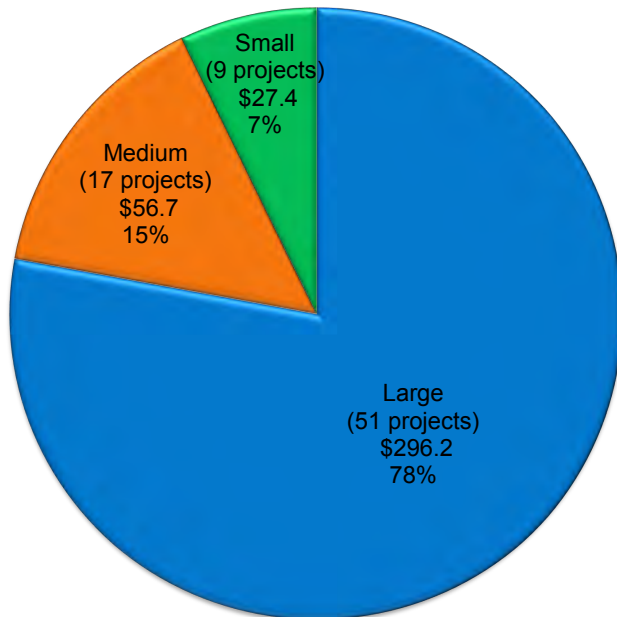
(# of projects)

(in millions)

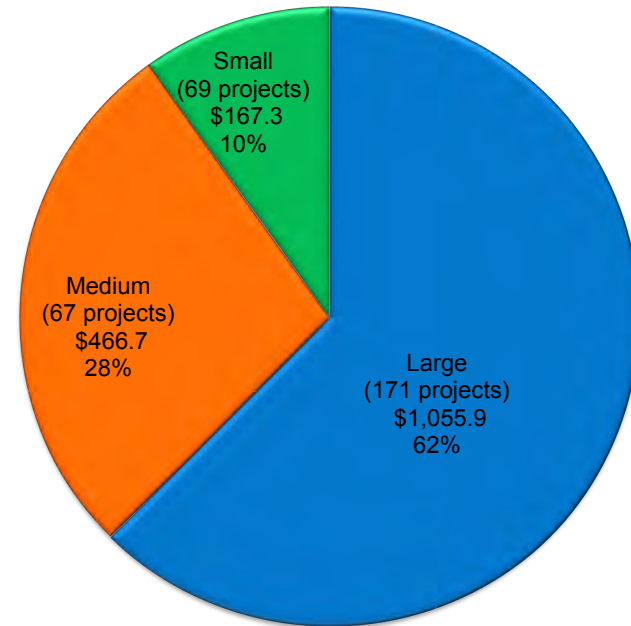
APPORTIONED



UNFUNDED



CURRENT WORKLOAD



School Facility Program Bond Authority from Proposition 51

(in millions of dollars, as of September 30, 2019)

Modernization

Legend

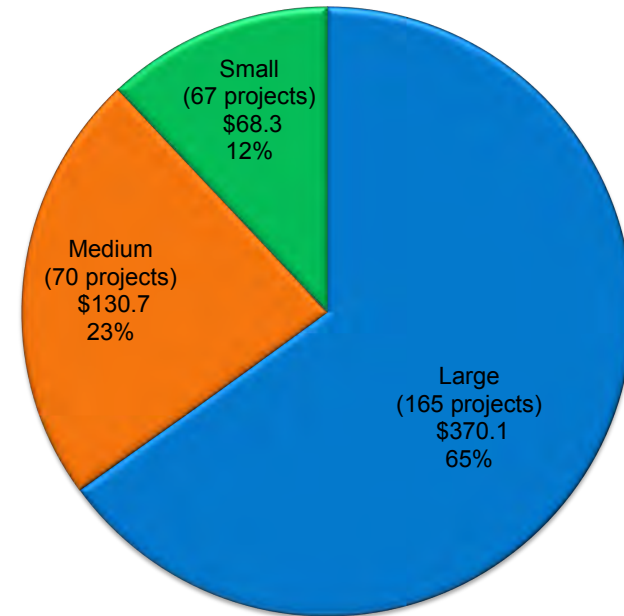
Small School Districts – ADA < 2,500 pupils

Medium School Districts – ADA > 2,500 pupils < 10,000 pupils

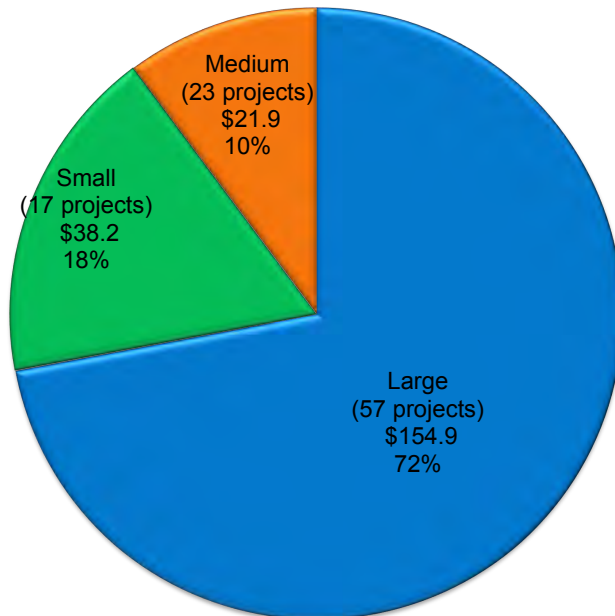
Large School Districts – ADA > 10,000 pupils

District Size (based on 2018/19 Enrollment)
(# of projects)
(in millions)

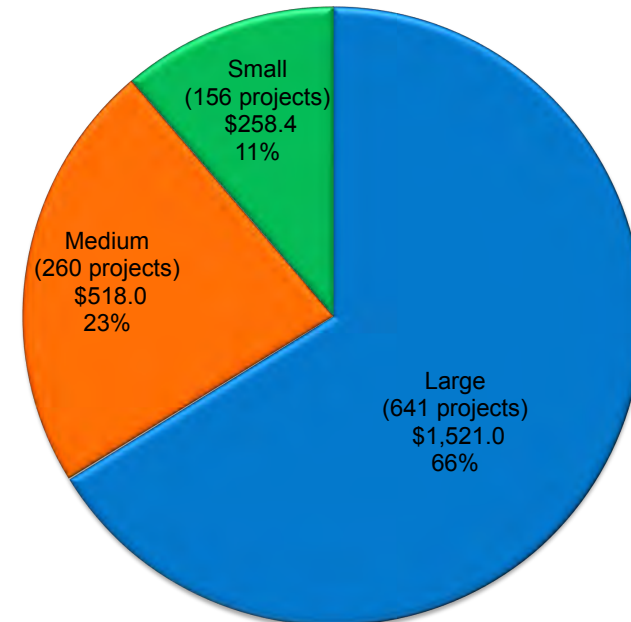
APPORTIONED



UNFUNDED



CURRENT WORKLOAD



Unique School Districts (USD) Receiving Proposition 51 Funds (As of September 30, 2019)

New Construction

2018/19 Enrollment	School Districts Statewide		
	#	%	Enrollment
Small – ADA < 2,500 pupils	592	57%	419,625
Medium – ADA > 2,500 pupils < 10,000 pupils	267	26%	1,371,422
Large – ADA > 10,000 pupils	175	17%	4,395,231
	1,034	100%	6,186,278

Apportioned					
# of USD	Enrollment	\$ Amount	By Size*	Size vs. All**	Students***
23	21,350	\$ 123,810,740	26.1%	2.2%	0.3%
22	120,367	\$ 157,824,015	25.0%	2.1%	1.9%
43	1,657,576	\$ 688,934,082	48.9%	4.2%	26.8%
88	1,799,293	\$ 970,568,836	100.0%	8.5%	29.1%

Unfunded					
# of USD	Enrollment	\$ Amount	By Size*	Size vs. All**	Students***
6	3,169	\$ 27,389,680	13.0%	0.6%	0.1%
13	72,964	\$ 56,659,578	28.3%	1.3%	1.2%
27	720,204	\$ 296,190,641	58.7%	2.6%	11.6%
46	796,337	\$ 380,239,899	100.0%	4.4%	12.9%

Workload					
# of USD	Enrollment	\$ Amount	By Size*	Size vs. All**	Students***
48	50,648	\$ 167,305,910	29.6%	4.6%	0.8%
46	228,283	\$ 466,702,735	28.4%	4.4%	3.7%
68	2,146,509	\$ 1,055,919,707	42.0%	6.6%	34.7%
162	2,425,440	\$ 1,689,928,351	100.0%	15.7%	39.2%

Modernization

2018/19 Enrollment	School Districts Statewide		
	#	%	Enrollment
Small – ADA < 2,500 pupils	592	57%	419,625
Medium – ADA > 2,500 pupils < 10,000 pupils	267	26%	1,371,422
Large – ADA > 10,000 pupils	175	17%	4,395,231
	1,034	100%	6,186,278

Apportioned					
# of USD	Enrollment	\$ Amount	By Size*	Size vs. All**	Students***
48	46,366	\$ 68,259,508	34.8%	4.6%	0.7%
38	198,733	\$ 130,659,412	27.5%	3.7%	3.2%
52	2,030,497	\$ 370,087,280	37.7%	5.0%	32.8%
138	2,275,596	\$ 569,006,201	100.0%	13.3%	36.8%

Unfunded					
# of USD	Enrollment	\$ Amount	By Size*	Size vs. All**	Students***
16	9,221	\$ 21,909,841	26.2%	1.5%	0.1%
13	81,174	\$ 38,212,187	21.3%	1.3%	1.3%
32	836,206	\$ 154,934,266	52.5%	3.1%	13.5%
61	926,601	\$ 215,056,294	100.0%	5.9%	15.0%

Workload					
# of USD	Enrollment	\$ Amount	By Size*	Size vs. All**	Students***
99	97,412	\$ 258,370,766	34.6%	9.6%	1.6%
95	490,567	\$ 517,984,044	33.2%	9.2%	7.9%
92	3,013,443	\$ 1,521,019,191	32.2%	8.9%	48.7%
286	3,601,422	\$ 2,297,374,001	100.0%	27.7%	58.2%

*Percentage of funding to small, medium or large school districts

** Percentage of funding to small, medium, and large school district vs. all school districts

***Percentage of students statewide

APPEAL ITEM WITHDRAWN
LOS ANGELES UNIFIED/LOS ANGELES COUNTY
55/64733-00-022, 026 AND
59/64733-00-031

Appeal Item Withdrawn

San Bernardino City Unified / San Bernardino
County

57/67876-00-071, 081 and 085

Appeal Item Withdrawn
Washington Unified / Fresno County
50/76778-00-001

REPORT OF THE EXECUTIVE OFFICER
State Allocation Board Meeting, October 23, 2019

FULL-DAY KINDERGARTEN FACILITIES GRANT PROGRAM
APPORTIONMENTS

PURPOSE OF REPORT

To present Full-Day Kindergarten Facilities Grant (FDKFGP) Apportionments for the second funding cycle.

DESCRIPTION

The applications that are included on Attachment A underwent a thorough review process by the Office of Public School Construction (OPSC) and have been determined to meet all program requirements.

This item requests the Board to approve 34 projects totaling \$56,736,710 million for Apportionment for the FDKFGP grants as shown on Attachment A.

AUTHORITY

See Attachment B.

BACKGROUND

Assembly Bill (AB) 1808, added Article 1 (commencing with Education Code Section 17375) to Chapter 3 of Part 10.5 of Division 1 of Title 1 of the Education Code (EC) to create FDKFGP. AB 1808 provided \$100 million for FDKFGP from the General Fund. FDKFGP allows school districts that lack the facilities to provide full-day kindergarten to apply for one-time grants to construct new school facilities or retrofit existing school facilities for the purpose of providing full-day kindergarten classrooms.

In October 2018, the Board enacted an option to allocate \$37,500,000 to the first funding round, and, in May 2019, the Board approved 12 FDKFGP applications for that amount. In October 2018, the Board also approved an option to allocate \$60,000,000 to the second funding round, and application submittals for this round were due to OPSC by close of business May 30, 2019.

STAFF ANALYSIS/STATEMENTS

Funding Order

OPSC received 349 applications from 98 school districts requesting approximately \$343 million State share, with an additional \$89 million requested in financial hardship assistance, for an estimated total of \$432 million for the second FDKFGP funding cycle. In accordance with FDKFGP Regulation Section 1860.15, the applications were ranked by preference points. Approved Applications receive preference points based on the total of (a) and (b) up to a maximum of 80 points, as follows:

- (a) 40 points if a school district demonstrates it meets the requirements for financial hardship.
- (b) Up to 40 points based on the percentage of pupils in the school district who are eligible for Free and Reduced-Price School Meals.

Once the preference points were determined, all approved applications were prioritized based on the following order per program regulations:

1. School districts will have their first priority projects funded in order based on total preference points until all school districts have had their first priority project funded.

STAFF ANALYSIS/STATEMENTS (cont.)

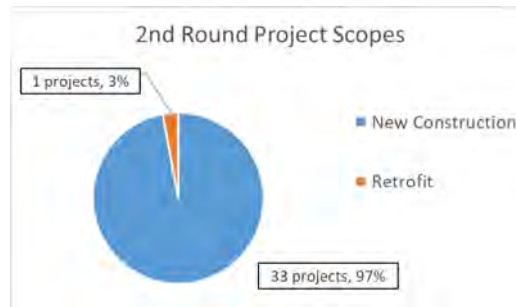
2. School districts with the same total preference points will be placed into a lottery system to determine which school district shall receive funding first.
3. If sufficient funding remains, a second wave of funding order will commence. The school district with the highest total preference points shall have their remaining projects funded. Funding shall then be provided to the next school district with the highest total preference points.
4. School districts with multiple applications that are tied for preference points will be placed into a lottery system to determine which school district will be funded first. The highest remaining priority project for each school district participating in the lottery will be funded until all projects from each school district participating have been funded.

Due to the number of applications and respective grant amounts, funding order was based on total preference points for each district and each district’s first priority project. Within the funding allocated to this round, the four projects tied at 25 preference points were placed into a lottery to determine their funding order.

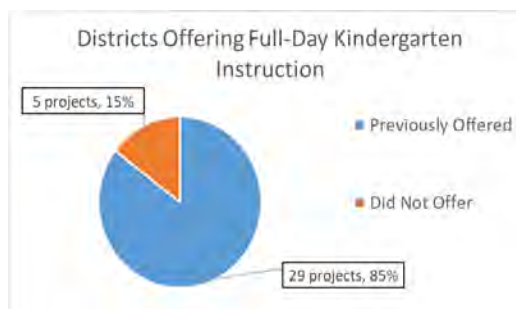
Using this prescribed funding order, Staff is presenting 34 FDKFGP projects for a total of the \$56,736,710 million in funding provided for this funding cycle as shown in Attachment A. The remaining \$3,263,290 of the \$60 million allocated to the round is being withheld due to a district’s appeal request (i.e. seeking Financial Hardship status under other evidence). Following the result of the district’s appeal, this will determine the funding order of the remaining funds. Once, the appeal has been resolved, staff will present the remaining funds to the next available SAB meeting.

Demographic Information

Of the 34 projects shown on Attachment A, 33 of the applications requested new construction funding and one requested retrofit funding.

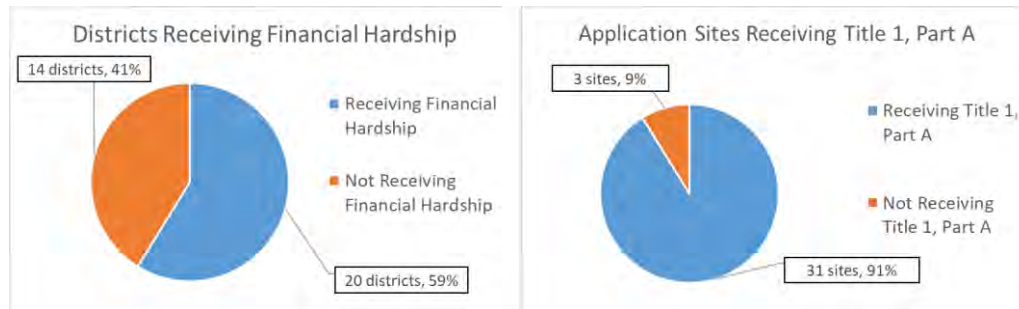


Of the 34 project sites, 29 of them previously offered full-day kindergarten instruction but lacked kindergarten facilities as displayed in the chart below. The remaining five projects will offer full-day kindergarten instruction upon completion of the project.



STAFF ANALYSIS/STATEMENTS (cont.)

Of the 34 school districts shown on Attachment A, 20 have requested and have been approved for Financial Hardship as displayed in the chart below. Additionally, 31 project sites received Title 1, Part A funds during the 2018-2019 Fiscal Year.



The 34 school districts had Free and Reduced-Price School Meals percentage ranging from 30 percent to 95 percent. However, the majority of the school districts (20) had a Free and Reduced-Price School Meals percentage of 85 percent or higher.

Receiving an Apportionment

School districts who receive an FDKFGP Apportionment without an advance release of funds must submit a valid *Fund Release Authorization* (Form SAB 70-02) within 180 days of Apportionment. School districts who receive an FDKFGP Apportionment with an advance release of funds must submit a valid Form SAB 70-02 with all required approvals within 12 months of Apportionment. Failure to submit the Form SAB 70-02 and required approvals within the prescribed period will result in the rescission of the project without further Board action.

A school district that has received funds in accordance with the program must submit a valid *Expenditure Report* (Form SAB 70-03) at the completion of the project. A final savings report stating any use of savings shall be due 12 months after the first expenditure report. Any savings remaining at the end of the 12 months must be returned to the State. School districts receiving Financial Hardship may not retain any savings and must return any unspent funds to the State.

All school districts that receive a Board approval for an Apportionment must execute and submit a Grant Agreement prior to any release of funds. Cash proceeds are immediately available upon project Apportionment.

Summary

Staff recommends approval of the 34 FDKFGP projects on Attachment A for Apportionment. In accordance with FDKFGP Regulations, the remaining applications will be returned to the applicants. Applicants may resubmit in the future funding rounds that will follow.

RECOMMENDATION

Approve the FDKFGP projects in the amount of \$56,736,710 as shown on Attachment A for Apportionment.

This Item has been approved by the State Allocation Board on October 23, 2019.

ATTACHMENT A
FDKFGP APPORTIONMENTS
State Allocation Board Meeting, October 23, 2019

County	District	School Site	Application Number	Received Date	Preference Points	FRPM Percentage	Grant Amount
TULARE	CUTLER-OROSI JOINT UNIFIED	CUTLER ELEMENTARY	70/71860-00-004	5/1/2019	74	94	\$3,337,190
MERCED	PLANADA ELEMENTARY	PLANADA ELEMENTARY	70/65821-00-001	5/20/2019	71	91	\$2,373,710
KERN	LAMONT ELEMENTARY	ALICANTE AVENUE ELEMENTARY	70/63560-00-003	5/9/2019	71	91	\$5,840,082
LAKE	LUCERNE ELEMENTARY	LUCERNE ELEMENTARY	70/64048-00-001	5/9/2019	69	89	\$1,683,516
TULARE	LINDSAY UNIFIED	LINCOLN ELEMENTARY	70/71993-00-006	5/9/2019	68	88	\$2,502,892
TULARE	ALTA VISTA ELEMENTARY	ALTA VISTA ELEMENTARY	70/71811-00-002	5/6/2019	58	78	\$2,517,812
SAN BERNARDINO	NEEDLES UNIFIED	VISTA COLORADO ELEMENTARY	70/67801-00-002	5/9/2019	56	76	\$2,501,952
TULARE	DUCOR UNION ELEMENTARY	DUCOR ELEMENTARY	70/71894-00-001	5/20/2019	56	76	\$766,577
KERN	SOUTH FORK UNION	SOUTH FORK ELEMENTARY	70/63784-00-001	5/1/2019	55	71	\$849,218
TULARE	BURTON ELEMENTARY	SUMMIT CHARTER ACADEMY MATHEW	70/71837-00-002	5/29/2019	55	72	\$1,652,770
KERN	DELANO UNION ELEMENTARY	FREMONT ELEMENTARY	70/63404-00-005	5/9/2019	55	73	\$834,298
TULARE	HOPE ELEMENTARY	HOPE ELEMENTARY	70/71944-00-001	5/13/2019	55	75	\$1,670,680
KERN	SOUTHERN KERN UNIFIED	ROSAMOND ELEMENTARY	70/63776-00-003	5/9/2019	48	67	\$4,963,212
SACRAMENTO	CENTER JOINT UNIFIED	OAK HILL ELEMENTARY	70/73973-00-005	5/9/2019	48	64	\$2,389,314
TULARE	LIBERTY ELEMENTARY	LIBERTY ELEMENTARY	70/71985-00-002	5/1/2019	40	53	\$776,309
IMPERIAL	MCCABE UNION ELEMENTARY	MCCABE ELEMENTARY	70/63180-00-001	5/9/2019	40	30	\$2,320,787
BUTTE	MANZANITA ELEMENTARY	MANZANITA ELEMENTARY	70/61499-00-001	5/17/2019	40	51	\$1,683,516
KINGS	CENTRAL UNION ELEMENTARY	R.J. NEUTRA ELEMENTARY	70/63883-00-001	5/29/2019	40	52	\$3,352,110
KINGS	ISLAND UNION ELEMENTARY	ISLAND ELEMENTARY	70/63933-00-002	5/6/2019	40	35	\$849,218
LOS ANGELES	WILSONA ELEMENTARY	VISTA SAN GABRIEL ELEMENTARY	70/65151-00-001	5/9/2019	35	95	\$1,258,906
FRESNO	GOLDEN PLAINS UNIFIED	HELM ELEMENTARY	70/75234-00-001	5/28/2019	34	94	\$424,609
NEVADA	TWIN RIDGES ELEMENTARY	GRIZZLEY HILL ELEMENTARY	70/66415-00-002	5/29/2019	33	93	\$419,484
RIVERSIDE	COACHELLA VALLEY UNIFIED	PALM VIEW ELEMENTARY	70/73676-00-001	5/20/2019	33	93	\$834,298
KINGS	REEF-SUNSET UNIFIED	AVENAL ELEMENTARY	70/73932-00-001	5/20/2019	32	92	\$1,251,446
LOS ANGELES	LENNOX ELEMENTARY	BUFORD ELEMENTARY	70/64709-00-001	5/23/2019	32	92	\$2,085,744
KERN	GREENFIELD UNION	PLANZ ELEMENTARY	70/63503-00-001	5/15/2019	32	92	\$2,085,744
LOS ANGELES	POMONA UNIFIED	PANTERA ELEMENTARY	70/64907-00-001	5/15/2019	29	89	\$417,149
KERN	FAIRFAX ELEMENTARY	VIRGINIA AVENUE ELEMENTARY	71/63461-00-001	5/29/2019	29	89	\$642,040
SAN BERNARDINO	RIALTO UNIFIED	CASEY ELEMENTARY	70/67850-00-004	5/29/2019	29	89	\$1,251,446
SACRAMENTO	ROBLA ELEMENTARY	ROBLA ELEMENTARY	70/67421-00-003	5/9/2019	28	88	\$841,758
KERN	STANDARD ELEMENTARY	STANDARD ELEMENTARY	70/63792-00-004	5/14/2019	28	88	\$417,149
SAN BERNARDINO	SAN BERNARDINO CITY UNIFIED	DEL ROSA ELEMENTARY	70/67876-00-001	5/30/2019	28	88	\$417,149
FRESNO	FRESNO UNIFIED	ERICSON ELEMENTARY	70/62166-00-005	5/9/2019	27	87	\$1,251,446
SAN BERNARDINO	FONTANA USD	KATHY BINKS ELEMENTARY	70/67710-00-020	5/30/2019	25	85	\$834,298
New Construction:							\$56,655,789
Retrofit							\$642,040
Total:							\$57,297,829*
*\$2,702,171 withheld from apportionment pending the result of an appeal request for Financial Hardship status							

ATTACHMENT B

AUTHORITY

EC Section 17375(a) states: “For the 2018–19 fiscal year, the sum of one hundred million dollars (\$100,000,000) is hereby appropriated from the General Fund to the State Allocation Board to provide one-time grants to school districts to construct new school facilities or retrofit existing school facilities for the purpose of providing full-day kindergarten classrooms pursuant to Section 8973.”

FDKFGP Regulation Section 1860.6(b) states in part:

(b) Approved Applications for Full-Day Kindergarten Facilities Grant Program funding for the second funding round must be received by OPSC on or after May 1, 2019, and on or before May 30, 2019. Applications that do not receive an Apportionment during this round will be returned to the School District.

FDKFGP Regulation Section 1860.15(c) states in part:

(c) The Board shall apportion projects in the following order:

(1) School Districts will be funded based on the total preference points, determined by the sum of subdivisions (a) and (b) above. If School Districts submit multiple applications in the same funding round, OPSC will use the priority order assigned to each application by the School Districts on the Form SAB 70-01 and then fund Approved Applications in the following order:

(A) School Districts shall have their first priority projects funded in order based on total preference points until all School Districts have had their first priority project funded, or until all funds are exhausted for that funding round, whichever comes first.

(B) School Districts with the same total preference points with Approved Applications will be placed into a lottery system to determine School District funding order.

FDKFGP Regulation Section 1860.15 (c)(3) states in part:

(3) If the Board does not have sufficient funding to fully apportion a School District’s Approved Application, that School District may elect to either:

(A) Accept partial funding for the project. If partial funding is accepted, the Apportionment shall become the full and final apportionment for the project.

(B) Decline to accept funding for the project. If partial funding is declined, the Board may offer partial funding to the next Approved Application, based on funding order determined in (c)(1) and (c)(2) above.

FDKFGP Regulation Section 1860.16(e) states in part:

(e) For New Construction Grant or Retrofit Grant funding, without a request for an advance release of funds pursuant to Sections 1860.7(a) and 1860.7(c), a valid Fund Release Request (Form SAB 70-02) with all required approvals must be submitted within 180 days of Apportionment. If a valid Form SAB 70-02 is not received within 180 days of Apportionment, the Apportionment shall be rescinded.

FDKFGP Regulation Section 1860.16(f) states in part:

(f) For an Apportionment received pursuant to Section 1860.7(b) and 1860.7(d), where submittal of the necessary CDE plan approval and/or DSA-approved plans and specifications were not required at the time the Board granted an Apportionment, then the School District has up to 12 months to submit the required approvals from the date of Apportionment. If the required submittals are not received within 12 months, the Apportionment shall be rescinded and the Full-Day Kindergarten Facilities Grant will return to the Program for reallocation.

SCHOOL DISTRICT DATA

Application No: 70/71860-00-004 County: Tulare
 School District: Cutler-Orosi Joint Unified School Name: Cutler Elementary

PROJECT DATA

Type of Project: New Construction Application Filing Basis: Site Specific
 Pupils Assigned: 100
 Classroom(s): 4 Recommended Acres:
 Financial Hardship Requested: Yes Existing Acres:
 Preference Points: 74

ADJUSTED GRANT DATA

New Construction	\$ 1,219,700.00
Automatic Fire Detection/Alarm	1,500.00
Automatic Sprinkler	20,500.00
Site Development	426,895.00
Total State Share (50%)	1,668,595.00
District Share (50%)	1,668,595.00
Total Project Cost	<u>\$ 3,337,190.00</u>

PROJECT FINANCING

<u>State Share</u>	
This Project	\$ 1,668,595.00
<u>District Share</u>	
Cash Contribution	
Financial Hardship	1,668,595.00
Total Project Cost	<u>\$ 3,337,190.00</u>

HISTORY OF PROJECT COST AND APPORTIONMENT

	Fund Code	Previously Authorized	Authorized This Action	Approval This Action
<u>State Share</u>				
New Construction/Additional Grant	1027	\$	\$ 1,668,595.00	\$ 1,668,595.00
<u>District Share</u>				
Cash Contribution				
Financial Hardship	1027		1,668,595.00	1,668,595.00
Total		\$	<u>\$ 3,337,190.00</u>	<u>\$ 3,337,190.00</u>

Funding Source: General Fund Full-Day Kindergarten Facilities Grant Program

The District shall ensure that it is in compliance with all applicable laws, regulations and certifications it made on the program forms.

This project is subject to the Grant Agreement submittal pursuant to Regulation Section 1860.17.

The District qualifies for financial hardship pursuant to Regulation Section 1860.14(a)(1). The District has demonstrated it is financially unable to provide all or a part of the matching funds and is levying the developer fees or equal alternative revenue source justified by law. The District's outstanding bonded indebtedness at the date of request (April 11, 2019) is at least 60 percent of its total bonding capacity.

The District has requested an advance release of funds for design. Pursuant to Regulation Section 1860.16(a) \$487,880.00, equal to 40 percent of the grant determined by Regulation Section 1860.9(a), will be released by OPSC upon the receipt of a valid, signed, Grant Agreement as specified in Regulation Section 1860.17

Pursuant to Regulation Section 1860.19(b) any funding not expended on eligible project expenditures prior to completion of the project, as specified in Regulation Section 1860.18, must be returned to the State.

The District is responsible for ensuring that the project is compliant with Prevailing Wage Monitoring and/or Labor Compliance Program requirements at the time construction contracts are executed and/or construction commenced.

SCHOOL DISTRICT DATA

Application No: 70/65821-00-001 County: Merced
 School District: Planada Elementary School Name: Planada Elementary

PROJECT DATA

Type of Project: New Construction Application Filing Basis: Site Specific
 Pupils Assigned: 75
 Classroom(s): 3 Recommended Acres:
 Financial Hardship Requested: Yes Existing Acres:
 Preference Points: 71

ADJUSTED GRANT DATA

New Construction	\$ 914,775.00
Automatic Fire Detection/Alarm	1,125.00
Automatic Sprinkler	15,375.00
Project Assistance	7,460.00
Site Development	320,171.00
Total State Share (50%)	1,258,906.00
District Share (50%)	1,258,906.00
Total Project Cost	<u>\$ 2,517,812.00</u>

PROJECT FINANCING

State Share	
This Project	\$ 1,258,906.00
District Share	
Cash Contribution	144,102.00
Financial Hardship	1,114,804.00
Total Project Cost	<u>\$ 2,517,812.00</u>

HISTORY OF PROJECT COST AND APPORTIONMENT

	Fund Code	Previously Authorized	Authorized This Action	Apportionment This Action
State Share				
New Construction/Additional Grant	1027	\$	\$ 1,258,906.00	\$ 1,258,906.00
District Share				
Cash Contribution			144,102.00	
Financial Hardship	1027		1,114,804.00	1,114,804.00
Total		<u>\$</u>	<u>\$ 2,517,812.00</u>	<u>\$ 2,373,710.00</u>

Funding Source: General Fund Full-Day Kindergarten Facilities Grant Program

The District shall ensure that it is in compliance with all applicable laws, regulations and certifications it made on the program forms.

This project is subject to the Grant Agreement submittal pursuant to Regulation Section 1860.17.

The District is responsible for ensuring that the project is compliant with Prevailing Wage Monitoring and/or Labor Compliance Program requirements at the time construction contracts are executed and/or construction commenced.

The District qualifies for financial hardship pursuant to Regulation Section 1860.14(b)(3). The District has demonstrated it is financially unable to provide all or a part of the matching funds and is levying the developer fees or equal alternative revenue source justified by law. The District's total bonding capacity (as of July 9, 2019) is \$5 million or less.

The District has requested an advance release of funds for site acquisition. Pursuant to Regulation Section 1860.10(a) \$221,808 equal to 40 percent of the grant determined by Regulation Section 1860.9(a) (\$365,910 less available district contribution), will be released by OPSC upon the receipt of a valid, signed, Grant Agreement as specified in Regulation Section 1860.17.

Pursuant to Regulation Section 1860.19(b), any funding not expended on eligible project expenditures prior to completion of the project, as specified in Regulation Section 1860.18, must be returned to the State.

SCHOOL DISTRICT DATA

Application No: 70/63560-00-003 County: Kern
 School District: Lamont Elementary School Name: Alicante Avenue Elementary

PROJECT DATA

Type of Project: New Construction Application Filing Basis: Site Specific
 Pupils Assigned: 175
 Classroom(s): 7 Recommended Acres:
 Financial Hardship Requested: Yes Existing Acres:
 Preference Points: 71

ADJUSTED GRANT DATA

New Construction	\$ 2,134,475.00
Automatic Fire Detection/Alarm	2,625.00
Automatic Sprinkler	35,875.00
Site Development	747,066.00
Total State Share (50%)	2,920,041.00
District Share (50%)	2,920,041.00
Total Project Cost	<u>\$ 5,840,082.00</u>

PROJECT FINANCING

<u>State Share</u>	
This Project	\$ 2,920,041.00
<u>District Share</u>	
Cash Contribution	
Financial Hardship	2,920,041.00
Total Project Cost	<u>\$ 5,840,082.00</u>

HISTORY OF PROJECT COST AND APPORTIONMENT

	Fund Code	Previously Authorized	Authorized This Action	Approval This Action
<u>State Share</u>				
New Construction/Additional Grant	1027	\$	\$ 2,920,041.00	\$ 2,920,041.00
<u>District Share</u>				
Cash Contribution				
Financial Hardship	1027		2,920,041.00	2,920,041.00
Total		\$	<u>\$ 5,840,082.00</u>	<u>\$ 5,840,082.00</u>

Funding Source: General Fund Full-Day Kindergarten Facilities Grant Program

The District shall ensure that it is in compliance with all applicable laws, regulations and certifications it made on the program forms.

This project is subject to the Grant Agreement submittal pursuant to Regulation Section 1860.17.

The District qualifies for financial hardship pursuant to Regulation Section 1860.14(a)(1). The District has demonstrated it is financially unable to provide all or a part of the matching funds and is levying the developer fees or equal alternative revenue source justified by law. The District's outstanding bonded indebtedness at the date of request (April 11, 2019) is at least 60 percent of its total bonding capacity.

The District has requested an advance release of funds for design. Pursuant to Regulation Section 1860.16(a) \$853,790.00, equal to 40 percent of the grant determined by Regulation Section 1860.9(a), will be released by OPSC upon the receipt of a valid, signed, Grant Agreement as specified in Regulation Section 1860.17

Pursuant to Regulation Section 1860.19(b) any funding not expended on eligible project expenditures prior to completion of the project, as specified in Regulation Section 1860.18, must be returned to the State.

The District is responsible for ensuring that the project is compliant with Prevailing Wage Monitoring and/or Labor Compliance Program requirements at the time construction contracts are executed and/or construction commenced.

SCHOOL DISTRICT DATA

Application No: 70/64048-00-001 County: Lake
 School District: Lucerne Elementary School Name: Lucerne Elementary

PROJECT DATA

Type of Project: New Construction Application Filing Basis: Site Specific
 Pupils Assigned: 50
 Classroom(s): 2 Recommended Acres:
 Financial Hardship Requested: Yes Existing Acres:
 Preference Points: 69

ADJUSTED GRANT DATA

New Construction	\$ 609,850.00
Automatic Fire Detection/Alarm	750.00
Automatic Sprinkler	10,250.00
Project Assistance	7,460.00
Site Development	213,448.00
Total State Share (50%)	841,758.00
District Share (50%)	841,758.00
Total Project Cost	<u>\$ 1,683,516.00</u>

PROJECT FINANCING

<u>State Share</u>	
This Project	\$ 841,758.00
<u>District Share</u>	
Cash Contribution	
Financial Hardship	841,758.00
Total Project Cost	<u>\$ 1,683,516.00</u>

HISTORY OF PROJECT COST AND APPORTIONMENT

	Fund Code	Previously Authorized	Authorized This Action	Apportionment This Action
<u>State Share</u>				
New Construction/Additional Grant	1027	\$	\$ 841,758.00	\$ 841,758.00
<u>District Share</u>				
Cash Contribution				
Financial Hardship	1027		841,758.00	841,758.00
Total		<u>\$</u>	<u>\$ 1,683,516.00</u>	<u>\$ 1,683,516.00</u>

Funding Source: General Fund Full-Day Kindergarten Facilities Grant Program

The District shall ensure that it is in compliance with all applicable laws, regulations and certifications it made on the program forms.

This project is subject to the Grant Agreement submittal pursuant to Regulation Section 1860.17.

The District is responsible for ensuring that the project is compliant with Prevailing Wage Monitoring and/or Labor Compliance Program requirements at the time construction contracts are executed and/or construction commenced.

The District qualifies for financial hardship pursuant to Regulation Section 1860.14(a)(3). The District has demonstrated it is financially unable to provide all or a part of the matching funds and is levying the developer fees or equal alternative revenue source justified by law. The District's total bonding capacity as the date of request (July 23, 2019) is \$5 million or less.

The District has requested an advance release of funds for design. Pursuant to Regulation Section 1860.16(a) \$243,940.00, equal to 40 percent of the grant determined by Regulation Section 1860.9(a) (\$243,940.00 less available district contribution), will be released by OPSC upon the receipt of a valid, signed, Grant Agreement as specified in Regulation Section 1860.17.

Pursuant to Regulation Section 1860.19(a), any savings remaining after one year from the completion of the project, as specified in Regulation Section 1860.18, must be returned to the State.

SCHOOL DISTRICT DATA

Application No: 70/71993-00-006	County: Tulare
School District: Lindsay Unified	School Name: Lincoln Elementary

PROJECT DATA

Type of Project: New Construction	Application Filing Basis: Site Specific
Pupils Assigned: 75	
Classroom(s): 3	Recommended Acres:
Financial Hardship Requested: Yes	Existing Acres:
Preference Points: 68	

ADJUSTED GRANT DATA

New Construction	\$ 914,775.00
Automatic Fire Detection/Alarm	1,125.00
Automatic Sprinkler	15,375.00
Site Development	320,171.00
Total State Share (50%)	1,251,446.00
District Share (50%)	1,251,446.00
Total Project Cost	\$ 2,502,892.00

PROJECT FINANCING

State Share	
This Project	\$ 1,251,446.00
District Share	
Cash Contribution	
Financial Hardship	1,251,446.00
Total Project Cost	\$ 2,502,892.00

HISTORY OF PROJECT COST AND APPORTIONMENT

	Fund Code	Previously Authorized	Authorized This Action	Apportionment This Action
State Share				
New Construction/Additional Grant	1027	\$	\$ 1,251,446.00	\$ 1,251,446.00
District Share				
Cash Contribution				
Financial Hardship	1027		1,251,446.00	1,251,446.00
Total		\$	\$ 2,502,892.00	\$ 2,502,892.00

Funding Source: General Fund Full-Day Kindergarten Facilities Grant Program

The District shall ensure that it is in compliance with all applicable laws, regulations and certifications it made on the program forms.

This project is subject to the Grant Agreement submittal pursuant to Regulation Section 1860.17.

The District is responsible for ensuring that the project is compliant with Prevailing Wage Monitoring and/or Labor Compliance Program requirements at the time construction contracts are executed and/or construction commenced.

The District qualifies for financial hardship pursuant to Regulation Section 1860.14(a)(1). The District has demonstrated it is financially unable to provide all or a part of the matching funds and is levying the developer fees or equal alternative revenue source justified by law. The District's outstanding bonded indebtedness at the date of request (April 4, 2019) is at least 60 percent of its total bonding capacity.

The District has requested an advance release of funds for design. Pursuant to Regulation Section 1860.16(a) \$365,910.00, equal to 40 percent of the grant determined by Regulation Section 1860.9(a) (\$365,910.00 less available district contribution), will be released by OPSC upon the receipt of a valid, signed, Grant Agreement as specified in Regulation Section 1860.17.

Pursuant to Regulation Section 1860.19(a), any savings remaining after one year from the completion of the project, as specified in Regulation Section 1860.18, must be returned to the State.

SCHOOL DISTRICT DATA

Application No: 70/71811-00-002	County: Tulare
School District: Alta Vista Elementary	School Name: Alta Vista Elementary

PROJECT DATA

Type of Project: New Construction	Application Filing Basis: Site Specific
Pupils Assigned: 75	
Classroom(s): 3	Recommended Acres:
Financial Hardship Requested: Yes	Existing Acres:
Preference Points: 58	

ADJUSTED GRANT DATA

New Construction	\$	914,775.00
Automatic Fire Detection/Alarm		1,125.00
Automatic Sprinkler		15,375.00
Project Assistance		7,460.00
Site Development		320,171.00
Total State Share (50%)		<u>1,258,906.00</u>
District Share (50%)		<u>1,258,906.00</u>
Total Project Cost	\$	<u>2,517,812.00</u>

PROJECT FINANCING

State Share	
This Project	\$ 1,258,906.00
District Share	
Cash Contribution	
Financial Hardship	1,258,906.00
Total Project Cost	\$ <u>2,517,812.00</u>

HISTORY OF PROJECT COST AND APPORTIONMENT

	Fund Code	Previously Authorized	Authorized This Action	Apportionment This Action
State Share				
New Construction/Additional Grant	1027	\$	\$ 1,258,906.00	\$ 1,258,906.00
District Share				
Cash Contribution				
Financial Hardship	1027		<u>1,258,906.00</u>	<u>1,258,906.00</u>
Total		\$	<u>2,517,812.00</u>	<u>2,517,812.00</u>

Funding Source: General Fund Full-Day Kindergarten Facilities Grant Program

The District shall ensure that it is in compliance with all applicable laws, regulations and certifications it made on the program forms.

This project is subject to the Grant Agreement submittal pursuant to Regulation Section 1860.17.

The District is responsible for ensuring that the project is compliant with Prevailing Wage Monitoring and/or Labor Compliance Program requirements at the time construction contracts are executed and/or construction commenced.

The District qualifies for financial hardship pursuant to Regulation Section 1860.14(a)(3). The District has demonstrated it is financially unable to provide all or a part of the matching funds and is levying the developer fees or equal alternative revenue source justified by law. The District's total bonding capacity as the date of request (May 1, 2019) is \$5 million or less.

The District has requested an advance release of funds for design. Pursuant to Regulation Section 1860.16(a), \$365,910.00, equal to 40 percent of the grant determined by Regulation Section 1860.9(a) (\$365,910.00 less available district contribution), will be released by OPSC upon the receipt of a valid, signed, Grant Agreement as specified in Regulation Section 1860.17.

Pursuant to Regulation Section 1860.19(b), any funding not expended on eligible project expenditures prior to completion of the project, as specified in Regulation Section 1860.18, must be returned to the State.

SCHOOL DISTRICT DATA

Application No: 70/67801-00-002 **County:** San Bernardino
School District: Needles Unified **School Name:** Vista Colorado Elementary

PROJECT DATA

Type of Project: New Construction **Application Filing Basis:** Site Specific
Pupils Assigned: 75
Classroom(s): 3 **Recommended Acres:**
Financial Hardship Requested: Yes **Existing Acres:**
Preference Points: 56

ADJUSTED GRANT DATA

New Construction	\$ 914,775.00
Automatic Fire Detection/Alarm	1,125.00
Automatic Sprinkler	15,375.00
Project Assistance	7,460.00
Site Development	320,171.00
Total State Share (50%)	<u>1,258,906.00</u>
District Share (50%)	<u>1,258,906.00</u>
Total Project Cost	<u><u>\$ 2,517,812.00</u></u>

PROJECT FINANCING

State Share	
This Project	\$ 1,258,906.00
District Share	
Cash Contribution	15,860.00
Financial Hardship	<u>1,243,046.00</u>
Total Project Cost	<u><u>\$ 2,517,812.00</u></u>

HISTORY OF PROJECT COST AND APPORTIONMENT

	Fund Code	Previously Authorized	Authorized This Action	Apportionment This Action
State Share				
New Construction/Additional Grant	1027	\$	\$ 1,258,906.00	\$ 1,258,906.00
District Share				
Cash Contribution			15,860.00	
Financial Hardship	1027		<u>1,243,046.00</u>	<u>1,243,046.00</u>
Total		<u>\$</u>	<u>\$ 2,517,812.00</u>	<u>\$ 2,501,952.00</u>

Funding Source: General Fund Full-Day Kindergarten Facilities Grant Program

The District shall ensure that it is in compliance with all applicable laws, regulations and certifications it made on the program forms.

This project is subject to the Grant Agreement submittal pursuant to Regulation Section 1860.17.

The District qualifies for financial hardship pursuant to Regulation Section 1860.14(a)(1). The District has demonstrated it is financially unable to provide all or a part of the matching funds and is levying the developer fees or equal alternative revenue source justified by law. The District's outstanding bonded indebtedness at the date of request (April 4, 2019) is at least 60 percent of its total bonding capacity.

The District has requested an advance release of funds for design. Pursuant to Regulation Section 1860.16(a) \$350,050.00, equal to 40 percent of the grant determined by Regulation Section 1860.9(a) (\$365,910.00 less available district contribution), will be released by OPSC upon the receipt of a valid, signed, Grant Agreement as specified in Regulation Section 1860.17.

Pursuant to Regulation Section 1860.19(b) any funding not expended on eligible project expenditures prior to completion of the project, as specified in Regulation Section 1860.18, must be returned to the State.

The District is responsible for ensuring that the project is compliant with Prevailing Wage Monitoring and/or Labor Compliance Program requirements at the time construction contracts are executed and/or construction commenced.

SCHOOL DISTRICT DATA

Application No: 70/71894-00-001 County: Tulare
 School District: Ducor Union Elementary School Name: Ducor Union Elementary

PROJECT DATA

Type of Project: New Construction Application Filing Basis: Site Specific
 Pupils Assigned: 25
 Classroom(s): 1 Recommended Acres:
 Financial Hardship Requested: Yes Existing Acres:
 Preference Points: 56

ADJUSTED GRANT DATA

New Construction	\$ 304,925.00
Automatic Fire Detection/Alarm	375.00
Automatic Sprinkler	5,125.00
Project Assistance	7,460.00
Site Development	106,724.00
Total State Share (50%)	424,609.00
District Share (50%)	424,609.00
Total Project Cost	<u>\$ 849,218.00</u>

PROJECT FINANCING

<u>State Share</u>	
This Project	\$ 424,609.00
<u>District Share</u>	
Cash Contribution	82,641.00
Financial Hardship	341,968.00
Total Project Cost	<u>\$ 849,218.00</u>

HISTORY OF PROJECT COST AND APPORTIONMENT

	Fund Code	Previously Authorized	Authorized This Action	Apportionment This Action
<u>State Share</u>				
New Construction/Additional Grant	1027	\$	\$ 424,609.00	\$ 424,609.00
<u>District Share</u>				
Cash Contribution			82,641.00	
Financial Hardship	1027		341,968.00	341,968.00
Total		<u>\$</u>	<u>\$ 849,218.00</u>	<u>\$ 766,577.00</u>

Funding Source: General Fund Full-Day Kindergarten Facilities Grant Program

The District shall ensure that it is in compliance with all applicable laws, regulations and certifications it made on the program forms.

This project is subject to the Grant Agreement submittal pursuant to Regulation Section 1860.17.

The District is responsible for ensuring that the project is compliant with Prevailing Wage Monitoring and/or Labor Compliance Program requirements at the time construction contracts are executed and/or construction commenced.

The District qualifies for financial hardship pursuant to Regulation Section 1860.14(a)(3). The District has demonstrated it is financially unable to provide all or a part of the matching funds and is levying the developer fees or equal alternative revenue source justified by law. The District's total bonding capacity as the date of request (August 21, 2019) is \$5 million or less.

The District has requested an advance release of funds for design. Pursuant to Regulation Section 1860.16(a), \$60,985.00, equal to 40 percent of the grant determined by Regulation Section 1860.9(a) (\$121,970.00 less available district contribution), will be released by OPSC upon the receipt of a valid, signed, Grant Agreement as specified in Regulation Section 1860.17.

Pursuant to Regulation Section 1860.19(b), any funding not expended on eligible project expenditures prior to completion of the project, as specified in Regulation Section 1860.18, must be returned to the State.

SCHOOL DISTRICT DATA

Application No: 70/63784-00-001 County: Kern
 School District: South Fork Union School Name: South Fork Elementary

PROJECT DATA

Type of Project: New Construction Application Filing Basis: Site Specific
 Pupils Assigned: 25
 Classroom(s): 1 Recommended Acres:
 Financial Hardship Requested: Yes Existing Acres:
 Preference Points: 55

ADJUSTED GRANT DATA

New Construction	\$ 304,925.00
Automatic Fire Detection/Alarm	375.00
Automatic Sprinkler	5,125.00
Project Assistance	7,460.00
Site Development	106,724.00
Total State Share (50%)	424,609.00
District Share (50%)	424,609.00
Total Project Cost	<u>\$ 849,218.00</u>

PROJECT FINANCING

<u>State Share</u>	
This Project	\$ 424,609.00
<u>District Share</u>	
Cash Contribution	
Financial Hardship	424,609.00
Total Project Cost	<u>\$ 849,218.00</u>

HISTORY OF PROJECT COST AND APPORTIONMENT

	Fund Code	Previously Authorized	Authorized This Action	Apportionment This Action
<u>State Share</u>				
New Construction/Additional Grant	1027	\$	\$ 424,609.00	\$ 424,609.00
<u>District Share</u>				
Cash Contribution				
Financial Hardship	1027		424,609.00	424,609.00
Total		\$	<u>\$ 849,218.00</u>	<u>\$ 849,218.00</u>

Funding Source: General Fund Full-Day Kindergarten Facilities Grant Program

The District shall ensure that it is in compliance with all applicable laws, regulations and certifications it made on the program forms.

This project is subject to the Grant Agreement submittal pursuant to Regulation Section 1860.17.

The District qualifies for financial hardship pursuant to Regulation Section 1860.14(a)(3). The District has demonstrated it is financially unable to provide all or a part of the matching funds and is levying the developer fees or equal alternative revenue source justified by law. The District's total bonding capacity (August 12, 2019) is \$5 million or less.

The District has requested an advance release of funds for design. Pursuant to Regulation Section 1860.16(a) \$121,970.00, equal to 40 percent of the grant determined by Regulation Section 1860.9(a), will be released by OPSC upon the receipt of a valid, signed, Grant Agreement as specified in Regulation Section 1860.17.

Pursuant to Regulation Section 1860.19(b) any funding not expended on eligible project expenditures prior to completion of the project, as specified in Regulation Section 1860.18, must be returned to the State.

The District is responsible for ensuring that the project is compliant with Prevailing Wage Monitoring and/or Labor Compliance Program requirements at the time construction contracts are executed and/or construction commenced.

SCHOOL DISTRICT DATA

Application No: 70/71837-00-002	County: Tulare
School District: Burton Elementary	School Name: Summit Charter Academy

PROJECT DATA

Type of Project: New Construction	Application Filing Basis: Site Specific
Pupils Assigned: 50	
Classroom(s): 2	Recommended Acres:
Financial Hardship Requested: Yes	Existing Acres:
Preference Points: 55	

ADJUSTED GRANT DATA

New Construction	\$ 609,850.00
Automatic Fire Detection/Alarm	750.00
Automatic Sprinkler	10,250.00
Site Development	213,448.00
Total State Share (50%)	834,298.00
District Share (50%)	834,298.00
Total Project Cost	\$ 1,668,596.00

PROJECT FINANCING

State Share	
This Project	\$ 834,298.00
District Share	
Cash Contribution	15,826.00
Financial Hardship	818,472.00
Total Project Cost	\$ 1,668,596.00

HISTORY OF PROJECT COST AND APPORTIONMENT

	Fund Code	Previously Authorized	Authorized This Action	Apportionment This Action
State Share				
New Construction/Additional Grant	1027	\$	\$ 834,298.00	\$ 834,298.00
District Share				
Cash Contribution			15,826.00	
Financial Hardship	1027		818,472.00	818,472.00
Total		\$	\$ 1,668,596.00	\$ 1,652,770.00

Funding Source: General Fund Full-Day Kindergarten Facilities Grant Program

The District shall ensure that it is in compliance with all applicable laws, regulations and certifications it made on the program forms.

This project is subject to the Grant Agreement submittal pursuant to Regulation Section 1860.17.

The District is responsible for ensuring that the project is compliant with Prevailing Wage Monitoring and/or Labor Compliance Program requirements at the time construction contracts are executed and/or construction commenced.

Pursuant to Regulation Section 1860.19(b), any funding not expended on eligible project expenditures prior to completion of the project, as specified in Regulation Section 1860.18, must be returned to the State.

The District qualifies for financial hardship pursuant to Regulation Section 1860.14(a)(1). The District has demonstrated it is financially unable to provide all or a part of the matching funds and is levying the developer fees or equal alternative revenue source justified by law. The District's outstanding bonded indebtedness at the date of request (August 14, 2019) is at least 60 percent of its total bonding capacity.

The District has requested an advance release of funds for design. Pursuant to Regulation Section 1860.16(a) \$228,114, equal to 40 percent of the grant determined by Regulation Section 1860.9(a) (\$243,940 less available district contribution), will be released by OPSC upon the receipt of a valid, signed, Grant Agreement as specified in Regulation Section 1860.17.

SCHOOL DISTRICT DATA

Application No: 70/63404-00-005 County: Kern
 School District: Delano Union School Name: Fremont Elementary

PROJECT DATA

Type of Project: New Construction Application Filing Basis: Site Specific
 Pupils Assigned: 50
 Classroom(s): 2 Recommended Acres:
 Financial Hardship Requested: Yes Existing Acres:
 Preference Points: 55

ADJUSTED GRANT DATA

New Construction	\$ 609,850.00
Automatic Fire Detection/Alarm	750.00
Automatic Sprinkler	10,250.00
Site Development	213,448.00
Total State Share (50%)	834,298.00
District Share (50%)	834,298.00
Total Project Cost	<u>\$ 1,668,596.00</u>

PROJECT FINANCING

<u>State Share</u>	
This Project	\$ 834,298.00
<u>District Share</u>	
Cash Contribution	834,298.00
Total Project Cost	<u>\$ 1,668,596.00</u>

HISTORY OF PROJECT COST AND APPORTIONMENT

	Fund Code	Previously Authorized	Authorized This Action	Apportionment This Action
<u>State Share</u>				
New Construction/Additional Grant	1027	\$	\$ 834,298.00	\$ 834,298.00
<u>District Share</u>				
Cash Contribution			834,298.00	
Total		<u>\$</u>	<u>\$ 1,668,596.00</u>	<u>\$ 834,298.00</u>

Funding Source: General Fund Full-Day Kindergarten Facilities Grant Program

The District shall ensure that it is in compliance with all applicable laws, regulations and certifications it made on the program forms.

This project is subject to the Grant Agreement submittal pursuant to Regulation Section 1860.17.

The District is responsible for ensuring that the project is compliant with Prevailing Wage Monitoring and/or Labor Compliance Program requirements at the time construction contracts are executed and/or construction commenced.

The District has requested an advance release of funds for design. Pursuant to Regulation Section 1860.16(a), \$121,970.00, equal to 40 percent of the grant determined by Regulation Section 1860.9(a) (\$243,940.00 less available district contribution), will be released by OPSC upon the receipt of a valid, signed, Grant Agreement as specified in Regulation Section 1860.17.

Pursuant to Regulation Section 1860.19(a), any savings remaining after one year from the completion of the project, as specified in Regulation Section 1860.18, must be returned to the State.

SCHOOL DISTRICT DATA

Application No: 70/71944-00-001	County: Tulare
School District: Hope Elementary	School Name: Hope Elementary

PROJECT DATA

Type of Project: New Construction	Application Filing Basis: Site Specific
Pupils Assigned: 50	
Classroom(s): 2	Recommended Acres:
Financial Hardship Requested: Yes	Existing Acres:
Preference Points: 55	

ADJUSTED GRANT DATA

New Construction	\$ 609,850.00
Automatic Fire Detection/Alarm	750.00
Automatic Sprinkler	10,250.00
Project Assistance	7,460.00
Site Development	213,448.00
Total State Share (50%)	841,758.00
District Share (50%)	841,758.00
Total Project Cost	<u>\$ 1,683,516.00</u>

PROJECT FINANCING

State Share	
This Project	\$ 841,758.00
District Share	
Cash Contribution	12,836.00
Financial Hardship	828,922.00
Total Project Cost	<u>\$ 1,683,516.00</u>

HISTORY OF PROJECT COST AND APPORTIONMENT

	Fund Code	Previously Authorized	Authorized This Action	Apportionment This Action
State Share				
New Construction/Additional Grant	1027	\$	\$ 841,758.00	\$ 841,758.00
District Share				
Cash Contribution			12,836.00	
Financial Hardship	1027		828,922.00	828,922.00
Total		<u>\$</u>	<u>\$ 1,683,516.00</u>	<u>\$ 1,670,680.00</u>

Funding Source: General Fund Full-Day Kindergarten Facilities Grant Program

The District shall ensure that it is in compliance with all applicable laws, regulations and certifications it made on the program forms.

This project is subject to the Grant Agreement submittal pursuant to Regulation Section 1860.17.

The District qualifies for financial hardship pursuant to Regulation Section 1860.14(a)(3). The District has demonstrated it is financially unable to provide all or a part of the matching funds and is levying the developer fees or equal alternative revenue source justified by law. The District's total bonding capacity (August 5, 2019) is \$5 million or less.

The District has requested an advance release of funds for design. Pursuant to Regulation Section 1860.16(a) \$231,104.00, equal to 40 percent of the grant determined by Regulation Section 1860.9(a) (\$243,940.00 less available district contribution), will be released by OPSC upon the receipt of a valid, signed, Grant Agreement as specified in Regulation Section 1860.17

Pursuant to Regulation Section 1860.19(b) any funding not expended on eligible project expenditures prior to completion of the project, as specified in Regulation Section 1860.18, must be returned to the State.

The District is responsible for ensuring that the project is compliant with Prevailing Wage Monitoring and/or Labor Compliance Program requirements at the time construction contracts are executed and/or construction commenced.

SCHOOL DISTRICT DATA

Application No: 70/63776-00-003 County: Kern
 School District: Southern Kern Unified School Name: Rosamond Elementary

PROJECT DATA

Type of Project: New Construction Application Filing Basis: Site Specific
 Pupils Assigned: 150
 Classroom(s): 6 Recommended Acres:
 Financial Hardship Requested: Yes Existing Acres:
 Preference Points: 48

ADJUSTED GRANT DATA

New Construction	\$ 1,829,550.00
Automatic Fire Detection/Alarm	2,250.00
Automatic Sprinkler	30,750.00
Site Development	640,343.00
Total State Share (50%)	2,502,893.00
District Share (50%)	2,502,893.00
Total Project Cost	<u>\$ 5,005,786.00</u>

PROJECT FINANCING

<u>State Share</u>	
This Project	\$ 2,502,893.00
<u>District Share</u>	
Cash Contribution	42,574.00
Financial Hardship	2,460,319.00
Total Project Cost	<u>\$ 5,005,786.00</u>

HISTORY OF PROJECT COST AND APPORTIONMENT

	Fund Code	Previously Authorized	Authorized This Action	Apportionment This Action
<u>State Share</u>				
New Construction/Additional Grant	1027	\$	\$ 2,502,893.00	\$ 2,502,893.00
<u>District Share</u>				
Cash Contribution			42,574.00	
Financial Hardship	1027		2,460,319.00	2,460,319.00
Total		<u>\$</u>	<u>\$ 5,005,786.00</u>	<u>\$ 4,963,212.00</u>

Funding Source: General Fund Full-Day Kindergarten Facilities Grant Program

The District shall ensure that it is in compliance with all applicable laws, regulations and certifications it made on the program forms.

This project is subject to the Grant Agreement submittal pursuant to Regulation Section 1860.17.

The District is responsible for ensuring that the project is compliant with Prevailing Wage Monitoring and/or Labor Compliance Program requirements at the time construction contracts are executed and/or construction commenced.

The District qualifies for financial hardship pursuant to Regulation Section 1860.14(a)(1). The District has demonstrated it is financially unable to provide all or a part of the matching funds and is levying the developer fees or equal alternative revenue source justified by law. The District's outstanding bonded indebtedness at the date of request (August 14, 2019) is at least 60 percent of its total bonding capacity.

The District has requested an advance release of funds for design. Pursuant to Regulation Section 1860.16(a) \$689,246.00, equal to 40 percent of the grant determined by Regulation Section 1860.9(a) (\$731,820.00 less available district contribution), will be released by OPSC upon the receipt of a valid, signed, Grant Agreement as specified in Regulation Section 1860.17.

Pursuant to Regulation Section 1860.19(b), any funding not expended on eligible project expenditures prior to completion of the project, as specified in Regulation Section 1860.18, must be returned to the State.

SCHOOL DISTRICT DATA

Application No: 70/73973-00-005 County: Sacramento
 School District: Center Joint Unified School Name: Oak Hill Elementary

PROJECT DATA

Type of Project: New Construction Application Filing Basis: Site Specific
 Pupils Assigned: 75
 Classroom(s): 3 Recommended Acres:
 Financial Hardship Requested: Yes Existing Acres:
 Preference Points: 48

ADJUSTED GRANT DATA

New Construction	\$ 914,775.00
Automatic Fire Detection/Alarm	1,125.00
Automatic Sprinkler	15,375.00
Site Development	320,171.00
Total State Share (50%)	1,251,446.00
District Share (50%)	1,251,446.00
Total Project Cost	<u>\$ 2,502,892.00</u>

PROJECT FINANCING

<u>State Share</u>	
This Project	\$ 1,251,446.00
<u>District Share</u>	
Cash Contribution	113,578.00
Financial Hardship	1,137,868.00
Total Project Cost	<u>\$ 2,502,892.00</u>

HISTORY OF PROJECT COST AND APPORTIONMENT

	Fund Code	Previously Authorized	Authorized This Action	Apportionment This Action
<u>State Share</u>				
New Construction/Additional Grant	1027	\$	\$ 1,251,446.00	\$ 1,251,446.00
<u>District Share</u>				
Cash Contribution			113,578.00	
Financial Hardship	1027		1,137,868.00	1,137,868.00
Total		<u>\$</u>	<u>\$ 2,502,892.00</u>	<u>\$ 2,389,314.00</u>

Funding Source: General Fund Full-Day Kindergarten Facilities Grant Program

The District shall ensure that it is in compliance with all applicable laws, regulations and certifications it made on the program forms.

This project is subject to the Grant Agreement submittal pursuant to Regulation Section 1860.17.

The District is responsible for ensuring that the project is compliant with Prevailing Wage Monitoring and/or Labor Compliance Program requirements at the time construction contracts are executed and/or construction commenced.

The District qualifies for financial hardship pursuant to Regulation Section 1860.14(a)(1). The District has demonstrated it is financially unable to provide all or a part of the matching funds and is levying the developer fees or equal alternative revenue source justified by law. The District's outstanding bonded indebtedness at the date of request (August 29, 2019) is at least 60 percent of its total bonding capacity.

The District has requested an advance release of funds for design. Pursuant to Regulation Section 1860.16(a) \$252,332, equal to 40 percent of the grant determined by Regulation Section 1860.9(a) (\$365,910 less available district contribution), will be released by OPSC upon the receipt of a valid, signed, Grant Agreement as specified in Regulation Section 1860.17.

Pursuant to Regulation Section 1860.19(b), any funding not expended on eligible project expenditures prior to completion of the project, as specified in Regulation Section 1860.18, must be returned to the State.

SCHOOL DISTRICT DATA

Application No: 70/71985-00-002 School District: Liberty Elementary	County: Tulare School Name: Liberty Elementary
--	---

PROJECT DATA

Type of Project: New Construction Pupils Assigned: 25 Classroom(s): 1 Financial Hardship Requested: Yes Preference Points: 40	Application Filing Basis: Site Specific Recommended Acres: Existing Acres:	
--	---	--

ADJUSTED GRANT DATA

New Construction	\$	304,925.00
Automatic Fire Detection/Alarm		375.00
Automatic Sprinkler		5,125.00
Project Assistance		7,460.00
Site Development		106,724.00
Total State Share (50%)		424,609.00
District Share (50%)		424,609.00
Total Project Cost	\$	849,218.00

PROJECT FINANCING

State Share	
This Project	\$ 424,609.00
District Share	
Cash Contribution	72,909.00
Financial Hardship	351,700.00
Total Project Cost	\$ 849,218.00

HISTORY OF PROJECT COST AND APPORTIONMENT

	Fund Code	Previously Authorized	Authorized This Action	Apportionment This Action
State Share				
New Construction/Additional Grant	1027	\$	\$ 424,609.00	\$ 424,609.00
District Share				
Cash Contribution			72,909.00	
Financial Hardship	1027		351,700.00	351,700.00
Total		\$	\$ 849,218.00	\$ 776,309.00

Funding Source: General Fund Full-Day Kindergarten Facilities Grant Program

The District shall ensure that it is in compliance with all applicable laws, regulations and certifications it made on the program forms.

This project is subject to the Grant Agreement submittal pursuant to Regulation Section 1860.17.

The District qualifies for financial hardship pursuant to Regulation Section 1860.14(a)(3). The District has demonstrated it is financially unable to provide all or a part of the matching funds and is levying the developer fees or equal alternative revenue source justified by law. The District's total bonding capacity (February 1, 2019) is \$5 million or less.

The District has requested an advance release of funds for design. Pursuant to Regulation Section 1860.16(a) \$49,061.00, equal to 40 percent of the grant determined by Regulation Section 1860.9(a) (\$121,970.00 less available district contribution), will be released by OPSC upon the receipt of a valid, signed, Grant Agreement as specified in Regulation Section 1860.17.

Pursuant to Regulation Section 1860.19(b) any funding not expended on eligible project expenditures prior to completion of the project, as specified in Regulation Section 1860.18, must be returned to the State.

The District is responsible for ensuring that the project is compliant with Prevailing Wage Monitoring and/or Labor Compliance Program requirements at the time construction contracts are executed and/or construction commenced.

SCHOOL DISTRICT DATA

Application No: 70/63180-00-001	County: Imperial
School District: McCabe Union Elementary	School Name: McCabe Elementary

PROJECT DATA

Type of Project: New Construction	Application Filing Basis: Site Specific
Pupils Assigned: 75	
Classroom(s): 3	Recommended Acres:
Financial Hardship Requested: Yes	Existing Acres:
Preference Points: 40	

ADJUSTED GRANT DATA

New Construction	\$ 914,775.00
Automatic Fire Detection/Alarm	1,125.00
Automatic Sprinkler	15,375.00
Project Assistance	7,460.00
Site Development	320,171.00
Total State Share (50%)	1,258,906.00
District Share (50%)	1,258,906.00
Total Project Cost	\$ 2,517,812.00

PROJECT FINANCING

State Share	
This Project	\$ 1,258,906.00
District Share	
Cash Contribution	197,025.00
Financial Hardship	1,061,881.00
Total Project Cost	\$ 2,517,812.00

HISTORY OF PROJECT COST AND APPORTIONMENT

	Fund Code	Previously Authorized	Authorized This Action	Apportionment This Action
State Share				
New Construction/Additional Grant	1027	\$	\$ 1,258,906.00	\$ 1,258,906.00
District Share				
Cash Contribution			197,025.00	
Financial Hardship	1027		1,061,881.00	1,061,881.00
Total		\$	\$ 2,517,812.00	\$ 2,320,787.00

Funding Source: General Fund Full-Day Kindergarten Facilities Grant Program

The District shall ensure that it is in compliance with all applicable laws, regulations and certifications it made on the program forms.

This project is subject to the Grant Agreement submittal pursuant to Regulation Section 1860.17.

The District is responsible for ensuring that the project is compliant with Prevailing Wage Monitoring and/or Labor Compliance Program requirements at the time construction contracts are executed and/or construction commenced.

Pursuant to Regulation Section 1860.19(b), any funding not expended on eligible project expenditures prior to completion of the project, as specified in Regulation Section 1860.18, must be returned to the State.

The District qualifies for financial hardship pursuant to Regulation Section 1860.14(a)(1). The District has demonstrated it is financially unable to provide all or a part of the matching funds and is levying the developer fees or equal alternative revenue source justified by law. The District's outstanding bonded indebtedness at the date of request (August 21, 2019) is at least 60 percent of its total bonding capacity.

The District has requested an advance release of funds for design. Pursuant to Regulation Section 1860.16(a) \$182,955, equal to 40 percent of the grant determined by Regulation Section 1860.9(a) (\$379,980 less available district contribution), will be released by OPSC upon the receipt of a valid, signed, Grant Agreement as specified in Regulation Section 1860.17.

Pursuant to Regulation Section 1860.19(b), any funding not expended on eligible project expenditures prior to completion of the project, as specified in Regulation Section 1860.18, must be returned to the State.

SCHOOL DISTRICT DATA

Application No: 70/61499-00-001 County: Butte
 School District: Manzanita Elementary School Name: Manzanita Elementary

PROJECT DATA

Type of Project: New Construction Application Filing Basis: Site Specific
 Pupils Assigned: 50
 Classroom(s): 2 Recommended Acres:
 Financial Hardship Requested: Yes Existing Acres:
 Preference Points: 40

ADJUSTED GRANT DATA

New Construction	\$ 609,850.00
Automatic Fire Detection/Alarm	750.00
Automatic Sprinkler	10,250.00
Project Assistance	7,460.00
Site Development	213,448.00
Total State Share (50%)	841,758.00
District Share (50%)	841,758.00
Total Project Cost	<u>\$ 1,683,516.00</u>

PROJECT FINANCING

<u>State Share</u>	
This Project	\$ 841,758.00
<u>District Share</u>	
Cash Contribution	
Financial Hardship	841,758.00
Total Project Cost	<u>\$ 1,683,516.00</u>

HISTORY OF PROJECT COST AND APPORTIONMENT

	Fund Code	Previously Authorized	Authorized This Action	Apportionment This Action
<u>State Share</u>				
New Construction/Additional Grant	1027	\$	\$ 841,758.00	\$ 841,758.00
<u>District Share</u>				
Cash Contribution				
Financial Hardship	1027		841,758.00	841,758.00
Total		\$	<u>\$ 1,683,516.00</u>	<u>\$ 1,683,516.00</u>

Funding Source: General Fund Full-Day Kindergarten Facilities Grant Program

The District shall ensure that it is in compliance with all applicable laws, regulations and certifications it made on the program forms.

This project is subject to the Grant Agreement submittal pursuant to Regulation Section 1860.17.

The District is responsible for ensuring that the project is compliant with Prevailing Wage Monitoring and/or Labor Compliance Program requirements at the time construction contracts are executed and/or construction commenced.

The District qualifies for financial hardship pursuant to Regulation Section 1860.14(a)(3). The District has demonstrated it is financially unable to provide all or a part of the matching funds and is levying the developer fees or equal alternative revenue source justified by law. The District's total bonding capacity (as of August 13, 2019) is \$5 million or less.

The District has requested an advance release of funds for design. Pursuant to Regulation Section 1860.16(a) \$243,940.00, equal to 40 percent of the grant determined by Regulation Section 1860.9(a) , will be released by OPSC upon the receipt of a valid, signed, Grant Agreement

SCHOOL DISTRICT DATA

Application No: 70/63883-00-001 County: Kings
 School District: Central Union Elementary School Name: R.J. Neutra

PROJECT DATA

Type of Project: New Construction Application Filing Basis: Site Specific
 Pupils Assigned: 100
 Classroom(s): 4 Recommended Acres:
 Financial Hardship Requested: Yes Existing Acres:
 Preference Points: 40

ADJUSTED GRANT DATA

New Construction	\$ 1,219,700.00
Automatic Fire Detection/Alarm	1,500.00
Automatic Sprinkler	20,500.00
Project Assistance	7,460.00
Site Development	426,895.00
Total State Share (50%)	1,676,055.00
District Share (50%)	1,676,055.00
Total Project Cost	<u>\$ 3,352,110.00</u>

PROJECT FINANCING

<u>State Share</u>	
This Project	\$ 1,676,055.00
<u>District Share</u>	
Cash Contribution	
Financial Hardship	1,676,055.00
Total Project Cost	<u>\$ 3,352,110.00</u>

HISTORY OF PROJECT COST AND APPORTIONMENT

	Fund Code	Previously Authorized	Authorized This Action	Apportionment This Action
<u>State Share</u>				
New Construction/Additional Grant	1027	\$	\$ 1,676,055.00	\$ 1,676,055.00
<u>District Share</u>				
Cash Contribution				
Financial Hardship	1027		1,676,055.00	1,676,055.00
Total		\$	<u>\$ 3,352,110.00</u>	<u>\$ 3,352,110.00</u>

Funding Source: General Fund Full-Day Kindergarten Facilities Grant Program

The District shall ensure that it is in compliance with all applicable laws, regulations and certifications it made on the program forms.

This project is subject to the Grant Agreement submittal pursuant to Regulation Section 1860.17.

The District is responsible for ensuring that the project is compliant with Prevailing Wage Monitoring and/or Labor Compliance Program requirements at the time construction contracts are executed and/or construction commenced.

The District qualifies for financial hardship pursuant to Regulation Section 1860.14(a)(4). The District has received financial hardship approval status on October 23, 2019 by the State Allocation Board as other evidence of reasonable effort.

The District has requested an advance release of funds for design. Pursuant to Regulation Section 1860.16(a) \$487,880.00, equal to 40 percent of the grant determined by Regulation Section 1860.9(a), will be released by OPSC upon the receipt of a valid, signed, Grant Agreement as specified in Regulation Section 1860.17.

Pursuant to Regulation Section 1860.19(b), any funding not expended on eligible project expenditures prior to completion of the project, as specified in Regulation Section 1860.18, must be returned to the State.

SCHOOL DISTRICT DATA

Application No: 70/63933-00-002 County: Kings
 School District: Island Union Elementary School Name: Island Elementary

PROJECT DATA

Type of Project: New Construction Application Filing Basis: Site Specific
 Pupils Assigned: 25
 Classroom(s): 1 Recommended Acres:
 Financial Hardship Requested: Yes Existing Acres:
 Preference Points: 40

ADJUSTED GRANT DATA

New Construction	\$ 304,925.00
Automatic Fire Detection/Alarm	375.00
Automatic Sprinkler	5,125.00
Project Assistance	7,460.00
Site Development	106,724.00
Total State Share (50%)	424,609.00
District Share (50%)	424,609.00
Total Project Cost	<u>\$ 849,218.00</u>

PROJECT FINANCING

<u>State Share</u>	
This Project	\$ 424,609.00
<u>District Share</u>	
Cash Contribution	
Financial Hardship	424,609.00
Total Project Cost	<u>\$ 849,218.00</u>

HISTORY OF PROJECT COST AND APPORTIONMENT

	Fund Code	Previously Authorized	Authorized This Action	Apportionment This Action
<u>State Share</u>				
New Construction/Additional Grant	1027	\$	\$ 424,609.00	\$ 424,609.00
<u>District Share</u>				
Cash Contribution				
Financial Hardship	1027		424,609.00	424,609.00
Total		\$	<u>\$ 849,218.00</u>	<u>\$ 849,218.00</u>

Funding Source: General Fund Full-Day Kindergarten Facilities Grant Program

The District shall ensure that it is in compliance with all applicable laws, regulations and certifications it made on the program forms.

This project is subject to the Grant Agreement submittal pursuant to Regulation Section 1860.17.

The District is responsible for ensuring that the project is compliant with Prevailing Wage Monitoring and/or Labor Compliance Program requirements at the time construction contracts are executed and/or construction commenced.

The District qualifies for financial hardship pursuant to Regulation Section 1860.14(a)(3). The District has demonstrated it is financially unable to provide all or a part of the matching funds and is levying the developer fees or equal alternative revenue source justified by law. The District's total bonding capacity as the date of request (June 24, 2019) is \$5 million or less.

The District has requested an advance release of funds for design. Pursuant to Regulation Section 1860.16(a) \$121,970.00, equal to 40 percent of the grant determined by Regulation Section 1860.9(a) (\$121,970.00 less available district contribution), will be released by OPSC upon the receipt of a valid, signed, Grant Agreement as specified in Regulation Section 1860.17.

Pursuant to Regulation Section 1860.19(a), any savings remaining after one year from the completion of the project, as specified in Regulation Section 1860.18, must be returned to the State.

SCHOOL DISTRICT DATA

Application No: 70/65151-00-001	County: Los Angeles
School District: Wilsona Elementary	School Name: Vista San Gabriel Elementary

PROJECT DATA

Type of Project: New Construction	Application Filing Basis: Site Specific
Pupils Assigned: 75	
Classroom(s): 3	Recommended Acres:
Financial Hardship Requested: No	Existing Acres:
Preference Points: 35	

ADJUSTED GRANT DATA

New Construction	\$ 914,775.00
Automatic Fire Detection/Alarm	1,125.00
Automatic Sprinkler	15,375.00
Project Assistance	7,460.00
Site Development	320,171.00
Total State Share (50%)	1,258,906.00
District Share (50%)	1,258,906.00
Total Project Cost	\$ 2,517,812.00

PROJECT FINANCING

State Share	
This Project	\$ 1,258,906.00
District Share	
Cash Contribution	1,258,906.00
Total Project Cost	\$ 2,517,812.00

HISTORY OF PROJECT COST AND APPORTIONMENT

	Fund Code	Previously Authorized	Authorized This Action	Apportionment This Action
State Share				
New Construction/Additional Grant	1027	\$	\$ 1,258,906.00	\$ 1,258,906.00
District Share				
Cash Contribution			1,258,906.00	
Total		\$	\$ 2,517,812.00	\$ 1,258,906.00

Funding Source: General Fund Full-Day Kindergarten Facilities Grant Program

The District shall ensure that it is in compliance with all applicable laws, regulations and certifications it made on the program forms.

This project is subject to the Grant Agreement submittal pursuant to Regulation Section 1860.17.

The District is responsible for ensuring that the project is compliant with Prevailing Wage Monitoring and/or Labor Compliance Program requirements at the time construction contracts are executed and/or construction commenced.

The District has requested an advance release of funds for design. Pursuant to Regulation Section 1860.16(a), \$182,955.00, equal to 40 percent of the grant determined by Regulation Section 1860.9(a) (\$365,910.00 less available district contribution), will be released by OPSC upon the receipt of a valid, signed, Grant Agreement as specified in Regulation Section 1860.17.

Pursuant to Regulation Section 1860.19(a), any savings remaining after one year from the completion of the project, as specified in Regulation Section 1860.18, must be returned to the State.

SCHOOL DISTRICT DATA

Application No: 70/75234-00-001 County: Fresno
 School District: Golden Plains Unified School Name: Helm Elementary

PROJECT DATA

Type of Project: New Construction Application Filing Basis: Site Specific
 Pupils Assigned: 25
 Classroom(s): 1 Recommended Acres:
 Financial Hardship Requested: No Existing Acres:
 Preference Points: 34

ADJUSTED GRANT DATA

New Construction	\$ 304,925.00
Automatic Fire Detection/Alarm	375.00
Automatic Sprinkler	5,125.00
Project Assistance	7,460.00
Site Development	106,724.00
Total State Share (50%)	424,609.00
District Share (50%)	424,609.00
Total Project Cost	\$ 849,218.00

PROJECT FINANCING

<u>State Share</u>	
This Project	\$ 424,609.00
<u>District Share</u>	
Cash Contribution	424,609.00
Total Project Cost	\$ 849,218.00

HISTORY OF PROJECT COST AND APPORTIONMENT

	Fund Code	Previously Authorized	Authorized This Action	Apportionment This Action
<u>State Share</u>				
New Construction/Additional Grant	1027	\$	\$ 424,609.00	\$ 424,609.00
<u>District Share</u>				
Cash Contribution			424,609.00	
Total		\$	\$ 849,218.00	\$ 424,609.00

Funding Source: General Fund Full-Day Kindergarten Facilities Grant Program

The District shall ensure that it is in compliance with all applicable laws, regulations and certifications it made on the program forms.

This project is subject to the Grant Agreement submittal pursuant to Regulation Section 1860.17.

The District is responsible for ensuring that the project is compliant with Prevailing Wage Monitoring and/or Labor Compliance Program requirements at the time construction contracts are executed and/or construction commenced.

The District has requested an advance release of funds for design. Pursuant to Regulation Section 1860.16(a), \$60,985.00, equal to 40 percent of the grant determined by Regulation Section 1860.9(a) (\$121,970.00 less available district contribution), will be released by OPSC upon the receipt of a valid, signed, Grant Agreement as specified in Regulation Section 1860.17.

Pursuant to Regulation Section 1860.19(a), any savings remaining after one year from the completion of the project, as specified in Regulation Section 1860.18, must be returned to the State.

SCHOOL DISTRICT DATA

Application No: 70/66415-00-002 School District: Twin Ridges Elementary	County: Nevada School Name: Grizzly Hill Elementary
--	--

PROJECT DATA

Type of Project: New Construction Pupils Assigned: 25	Application Filing Basis: Site Specific	
Classroom(s): 1 Financial Hardship Requested: No Preference Points: 33	Recommended Acres: Existing Acres:	

ADJUSTED GRANT DATA

New Construction	\$	304,925.00
Automatic Fire Detection/Alarm		375.00
Project Assistance		7,460.00
Site Development		106,724.00
Total State Share (50%)		419,484.00
District Share (50%)		419,484.00
Total Project Cost	\$	<u><u>838,968.00</u></u>

PROJECT FINANCING

State Share		
This Project	\$	419,484.00
District Share		
Cash Contribution		419,484.00
Total Project Cost	\$	<u><u>838,968.00</u></u>

HISTORY OF PROJECT COST AND APPORTIONMENT

	Fund Code	Previously Authorized	Authorized This Action	Apportionment This Action
State Share				
New Construction/Additional Grant	1027	\$	\$ 419,484.00	\$ 419,484.00
District Share				
Cash Contribution			419,484.00	
Total		\$	<u><u>838,968.00</u></u>	<u><u>419,484.00</u></u>

Funding Source: General Fund Full-Day Kindergarten Facilities Grant Program

The District shall ensure that it is in compliance with all applicable laws, regulations and certifications it made on the program forms.

This project is subject to the Grant Agreement submittal pursuant to Regulation Section 1860.17.

The District is responsible for ensuring that the project is compliant with Prevailing Wage Monitoring and/or Labor Compliance Program requirements at the time construction contracts are executed and/or construction commenced.

The District has requested an advance release of funds for design. Pursuant to Regulation Section 1860.16(a) \$60,985.00, equal to 40 percent of the grant determined by Regulation Section 1860.9(a) (\$121,970.00 less available district contribution), will be released by OPSC upon the receipt of a valid, signed, Grant Agreement as specified in Regulation Section 1860.17.

Pursuant to Regulation Section 1860.19(a), any savings remaining after one year from the completion of the project, as specified in Regulation Section 1860.18, must be returned to the State.

SCHOOL DISTRICT DATA

Application No: 70/73676-00-001	County: Riverside
School District: Coachella Valley Unified	School Name: Palm View Elementary

PROJECT DATA

Type of Project: New Construction	Application Filing Basis: Site Specific
Pupils Assigned: 50	
Classroom(s): 2	Recommended Acres: 9.5
Financial Hardship Requested: No	Existing Acres: 9.13
Preference Points: 29	

ADJUSTED GRANT DATA

New Construction	\$ 609,850.00
Automatic Fire Detection/Alarm	750.00
Automatic Sprinkler	10,250.00
Site Development	213,448.00
Total State Share (50%)	834,298.00
District Share (50%)	834,298.00
Total Project Cost	\$ 1,668,596.00

PROJECT FINANCING

State Share	
This Project	\$ 834,298.00
District Share	
Cash Contribution	834,298.00
Total Project Cost	\$ 1,668,596.00

HISTORY OF PROJECT COST AND APPORTIONMENT

	Fund Code	Previously Authorized	Authorized This Action	Apportionment This Action
State Share				
New Construction/Additional Grant	1027	\$	\$ 834,298.00	\$ 834,298.00
District Share				
Cash Contribution			834,298.00	
Total		\$	\$ 1,668,596.00	\$ 834,298.00

Funding Source: General Fund Full-Day Kindergarten Facilities Grant Program

The District shall ensure that it is in compliance with all applicable laws, regulations and certifications it made on the program forms.

This project is subject to the Grant Agreement submittal pursuant to Regulation Section 1860.17.

The District is responsible for ensuring that the project is compliant with Prevailing Wage Monitoring and/or Labor Compliance Program requirements at the time construction contracts are executed and/or construction commenced.

Pursuant to Regulation Section 1860.19(a), any savings remaining after one year from the completion of the project, as specified in Regulation Section 1860.18, must be returned to the State.

SCHOOL DISTRICT DATA

Application No: 70/73932-00-001 County: Kings
 School District: Reef-Sunset Unified School Name: Avenal Elementary

PROJECT DATA

Type of Project: New Construction Application Filing Basis: Site Specific
 Pupils Assigned: 75
 Classroom(s): 3 Recommended Acres:
 Financial Hardship Requested: Yes Existing Acres:
 Preference Points: 32

ADJUSTED GRANT DATA

New Construction	\$ 914,775.00
Automatic Fire Detection/Alarm	1,125.00
Automatic Sprinkler	15,375.00
Site Development	320,171.00
Total State Share (50%)	1,251,446.00
District Share (50%)	1,251,446.00
Total Project Cost	<u>\$ 2,502,892.00</u>

PROJECT FINANCING

State Share	
This Project	\$ 1,251,446.00
District Share	
Cash Contribution	1,251,446.00
Total Project Cost	<u>\$ 2,502,892.00</u>

HISTORY OF PROJECT COST AND APPORTIONMENT

	Fund Code	Previously Authorized	Authorized This Action	Apportionment This Action
State Share				
New Construction/Additional Grant	1027	\$	\$ 1,251,446.00	\$ 1,251,446.00
District Share				
Cash Contribution			1,251,446.00	
Total		\$	<u>\$ 2,502,892.00</u>	<u>\$ 1,251,446.00</u>

Funding Source: General Fund Full-Day Kindergarten Facilities Grant Program

The District shall ensure that it is in compliance with all applicable laws, regulations and certifications it made on the program forms.

This project is subject to the Grant Agreement submittal pursuant to Regulation Section 1860.17.

The District is responsible for ensuring that the project is compliant with Prevailing Wage Monitoring and/or Labor Compliance Program requirements at the time construction contracts are executed and/or construction commenced.

Pursuant to Regulation Section 1860.19(b), any funding not expended on eligible project expenditures prior to completion of the project, as specified in Regulation Section 1860.18, must be returned to the State.

The District has requested an advance release of funds for design. Pursuant to Regulation Section 1860.16(a) \$182,955, equal to 40 percent of the grant determined by Regulation Section 1860.9(a) (\$365,910 less available district contribution), will be released by OPSC upon the receipt of a valid, signed, Grant Agreement as specified in Regulation Section 1860.17.

SCHOOL DISTRICT DATA

Application No: 70/64709-00-001 School District: Lennox Elementary	County: Los Angeles School Name: Buford Elementary
---	---

PROJECT DATA

Type of Project: New Construction Pupils Assigned: 125	Application Filing Basis: Site Specific	
Classroom(s): 5 Financial Hardship Requested: No Preference Points: 32	Recommended Acres: Existing Acres:	

ADJUSTED GRANT DATA

New Construction	\$ 1,524,625.00
Automatic Fire Detection/Alarm	1,875.00
Automatic Sprinkler	25,625.00
Site Development	533,619.00
Total State Share (50%)	<u>2,085,744.00</u>
District Share (50%)	<u>2,085,744.00</u>
Total Project Cost	<u>\$ 4,171,488.00</u>

PROJECT FINANCING

State Share	
This Project	\$ 2,085,744.00
District Share	
Cash Contribution	<u>2,085,744.00</u>
Total Project Cost	<u>\$ 4,171,488.00</u>

HISTORY OF PROJECT COST AND APPORTIONMENT

	Fund Code	Previously Authorized	Authorized This Action	Apportionment This Action
State Share				
New Construction/Additional Grant	1027	\$	\$ 2,085,744.00	\$ 2,085,744.00
District Share				
Cash Contribution			<u>2,085,744.00</u>	
Total		<u>\$</u>	<u>\$ 4,171,488.00</u>	<u>\$ 2,085,744.00</u>

Funding Source: General Fund Full-Day Kindergarten Facilities Grant Program

The District shall ensure that it is in compliance with all applicable laws, regulations and certifications it made on the program forms.

This project is subject to the Grant Agreement submittal pursuant to Regulation Section 1860.17.

The District is responsible for ensuring that the project is compliant with Prevailing Wage Monitoring and/or Labor Compliance Program requirements at the time construction contracts are executed and/or construction commenced.

The District has requested an advance release of funds for design. Pursuant to Regulation Section 1860.16(a) \$304,925.00, equal to 40 percent of the grant determined by Regulation Section 1860.9(a) (\$609,850.00 less available district share), will be released by OPSC upon the receipt of a valid, signed, Grant Agreement as specified in Regulation Section 1860.17.

Pursuant to Regulation Section 1860.19(a), any savings remaining after one year from the completion of the project, as specified in Regulation Section 1860.18, must be returned to the State.

SCHOOL DISTRICT DATA

Application No: 70/63503-00-001 County: Kern
 School District: Greenfield Union School Name: Planz Elementary

PROJECT DATA

Type of Project: New Construction Application Filing Basis: Site Specific
 Pupils Assigned: 125
 Classroom(s): 5 Recommended Acres:
 Financial Hardship Requested: No Existing Acres:
 Preference Points: 32

ADJUSTED GRANT DATA

New Construction	\$ 1,524,625.00
Automatic Fire Detection/Alarm	1,875.00
Automatic Sprinkler	25,625.00
Site Development	533,619.00
Total State Share (50%)	2,085,744.00
District Share (50%)	2,085,744.00
Total Project Cost	<u>\$ 4,171,488.00</u>

PROJECT FINANCING

<u>State Share</u>	
This Project	\$ 2,085,744.00
<u>District Share</u>	
Cash Contribution	2,085,744.00
Total Project Cost	<u>\$ 4,171,488.00</u>

HISTORY OF PROJECT COST AND APPORTIONMENT

	Fund Code	Previously Authorized	Authorized This Action	Apportionment This Action
<u>State Share</u>				
New Construction/Additional Grant	1027	\$	\$ 2,085,744.00	\$ 2,085,744.00
<u>District Share</u>				
Cash Contribution			2,085,744.00	
Total		<u>\$</u>	<u>\$ 4,171,488.00</u>	<u>\$ 2,085,744.00</u>

Funding Source: General Fund Full-Day Kindergarten Facilities Grant Program

The District shall ensure that it is in compliance with all applicable laws, regulations and certifications it made on the program forms.

This project is subject to the Grant Agreement submittal pursuant to Regulation Section 1860.17.

The District is responsible for ensuring that the project is compliant with Prevailing Wage Monitoring and/or Labor Compliance Program requirements at the time construction contracts are executed and/or construction commenced.

The District has requested an advance release of funds for site acquisition. Pursuant to Regulation Section 1860.10(a) \$304,925.00, equal to 40 percent of the grant determined by Regulation Section 1860.9(a) (\$609,850.00 less available district contribution), will be released by OPSC upon the receipt of a valid, signed, Grant Agreement as specified in Regulation Section 1860.17.

Pursuant to Regulation Section 1860.19(a), any savings remaining after one year from the completion of the project, as specified in Regulation Section 1860.18, must be returned to the State.

SCHOOL DISTRICT DATA

Application No: 70/64907-00-001	County: Los Angeles
School District: Pomona Unified	School Name: Pantera Elementary

PROJECT DATA

Type of Project: New Construction	Application Filing Basis: Site Specific
Pupils Assigned: 25	
Classroom(s): 1	Recommended Acres: 9.8
Financial Hardship Requested: No	Existing Acres: 10.3
Preference Points: 29	

ADJUSTED GRANT DATA

New Construction	\$ 304,925.00
Automatic Fire Detection/Alarm	375.00
Automatic Sprinkler	5,125.00
Site Development	106,724.00
Total State Share (50%)	417,149.00
District Share (50%)	417,149.00
Total Project Cost	\$ 834,298.00

PROJECT FINANCING

<u>State Share</u>	
This Project	\$ 417,149.00
<u>District Share</u>	
Cash Contribution	417,149.00
Total Project Cost	\$ 417,149.00

HISTORY OF PROJECT COST AND APPORTIONMENT

	Fund Code	Previously Authorized	Authorized This Action	Apportionment This Action
<u>State Share</u>				
New Construction/Additional Grant	1027	\$	\$ 417,149.00	\$ 417,149.00
<u>District Share</u>				
Cash Contribution			417,149.00	
Total		\$	\$ 834,298.00	\$ 417,149.00

Funding Source: General Fund Full-Day Kindergarten Facilities Grant Program

The District shall ensure that it is in compliance with all applicable laws, regulations and certifications it made on the program forms.

This project is subject to the Grant Agreement submittal pursuant to Regulation Section 1860.17.

The District is responsible for ensuring that the project is compliant with Prevailing Wage Monitoring and/or Labor Compliance Program requirements at the time construction contracts are executed and/or construction commenced.

Pursuant to Regulation Section 1860.19(a), any savings remaining after one year from the completion of the project, as specified in Regulation Section 1860.18, must be returned to the State.

SCHOOL DISTRICT DATA

Application No: 71/63461-00-001 County: Kern
 School District: Fairfax Elementary School Name: Virginia Avenue Elementary

PROJECT DATA

Type of Project: Retrofit Application Filing Basis: Site Specific
 Pupils Assigned: 100
 Classroom(s): 4 Recommended Acres:
 Financial Hardship Requested: No Existing Acres:
 Preference Points: 29

ADJUSTED GRANT DATA

Retrofit	\$ 464,400.00
Automatic Fire Detection/Alarm	15,100.00
Site Development	<u>162,540.00</u>
Total State Share (60%)	642,040.00
District Share (40%)	<u>428,027.00</u>
Total Project Cost	\$ <u>1,070,067.00</u>

PROJECT FINANCING

State Share	
This Project	\$ 642,040.00
District Share	
Cash Contribution	<u>428,027.00</u>
Total Project Cost	\$ <u>1,070,067.00</u>

HISTORY OF PROJECT COST AND APPORTIONMENT

	Fund Code	Previously Authorized	Authorized This Action	Apportionment This Action
State Share				
Retrofit/Additional Grant	1027	\$	\$ 642,040.00	\$ 642,040.00
District Share				
Cash Contribution			<u>428,027.00</u>	
Total		\$	\$ <u>1,070,067.00</u>	\$ <u>642,040.00</u>

Funding Source: General Fund Full-Day Kindergarten Facilities Grant Program

The District shall ensure that it is in compliance with all applicable laws, regulations and certifications it made on the program forms.

This project is subject to the Grant Agreement submittal pursuant to Regulation Section 1860.17.

The District is responsible for ensuring that the project is compliant with Prevailing Wage Monitoring and/or Labor Compliance Program requirements at the time construction contracts are executed and/or construction commenced.

The District has requested an advance release of funds for design. Pursuant to Regulation Section 1860.16(a) \$69,660.00, equal to 25 percent of the grant determined by Regulation Section 1860.12(a) (\$116,100.00 less available district contribution), will be released by OPSC upon the receipt of a valid, signed, Grant Agreement as specified in Regulation Section 1860.17.

Pursuant to Regulation Section 1860.19(a), any savings remaining after one year from the completion of the project, as specified in Regulation Section 1860.18, must be returned to the State.

SCHOOL DISTRICT DATA

Application No: 70/67850-00-004	County: San Bernardino
School District: Rialto Unified	School Name: Casey Elementary

PROJECT DATA

Type of Project: New Construction	Application Filing Basis: Site Specific
Pupils Assigned: 75	
Classroom(s): 3	Recommended Acres:
Financial Hardship Requested: No	Existing Acres:
Preference Points: 29	

ADJUSTED GRANT DATA

New Construction	\$ 914,775.00
Automatic Fire Detection/Alarm	1,125.00
Automatic Sprinkler	15,375.00
Site Development	320,171.00
Total State Share (50%)	1,251,446.00
District Share (50%)	1,251,446.00
Total Project Cost	\$ 2,502,892.00

PROJECT FINANCING

State Share	
This Project	\$ 1,251,446.00
District Share	
Cash Contribution	1,251,446.00
Total Project Cost	\$ 2,502,892.00

HISTORY OF PROJECT COST AND APPORTIONMENT

	Fund Code	Previously Authorized	Authorized This Action	Apportionment This Action
State Share				
New Construction/Additional Grant	1027	\$	\$ 1,251,446.00	\$ 1,251,446.00
District Share				
Cash Contribution			1,251,446.00	
Total		\$	\$ 2,502,892.00	\$ 1,251,446.00

Funding Source: General Fund Full-Day Kindergarten Facilities Grant Program

The District shall ensure that it is in compliance with all applicable laws, regulations and certifications it made on the program forms.

This project is subject to the Grant Agreement submittal pursuant to Regulation Section 1860.17.

The District has requested an advance release of funds for design. Pursuant to Regulation Section 1860.16(a) \$182,955.00, equal to 40 percent of the grant determined by Regulation Section 1860.9(a) (\$365,910.00 less available district contribution), will be released by OPSC upon the receipt of a valid, signed, Grant Agreement as specified in Regulation Section 1860.17

Pursuant to Regulation Section 1860.19(a), any savings remaining after one year from the completion of the project, as specified in Regulation Section 1860.18, must be returned to the State.

The District is responsible for ensuring that the project is compliant with Prevailing Wage Monitoring and/or Labor Compliance Program requirements at the time construction contracts are executed and/or construction commenced.

SCHOOL DISTRICT DATA

Application No: 70/67421-00-003 School District: Robla Elementary	County: Sacramento School Name: Robla Elementary
--	---

PROJECT DATA

Type of Project: New Construction Pupils Assigned: 50	Application Filing Basis: Site Specific	
Classroom(s): 2 Financial Hardship Requested: No Preference Points: 28	Recommended Acres: Existing Acres:	

ADJUSTED GRANT DATA

New Construction	\$ 609,850.00
Automatic Fire Detection/Alarm	750.00
Automatic Sprinkler	10,250.00
Project Assistance	7,460.00
Site Development	213,448.00
Total State Share (50%)	841,758.00
District Share (50%)	841,758.00
Total Project Cost	\$ 1,683,516.00

PROJECT FINANCING

State Share	
This Project	\$ 841,758.00
District Share	
Cash Contribution	841,758.00
Total Project Cost	\$ 1,683,516.00

HISTORY OF PROJECT COST AND APPORTIONMENT

	Fund Code	Previously Authorized	Authorized This Action	Apportionment This Action
State Share				
New Construction/Additional Grant	1027	\$	\$ 841,758.00	\$ 841,758.00
District Share				
Cash Contribution			841,758.00	
Total		\$	\$ 1,683,516.00	\$ 841,758.00

Funding Source: General Fund Full-Day Kindergarten Facilities Grant Program

The District shall ensure that it is in compliance with all applicable laws, regulations and certifications it made on the program forms.

This project is subject to the Grant Agreement submittal pursuant to Regulation Section 1860.17.

The District has requested an advance release of funds for design. Pursuant to Regulation Section 1860.16(a) \$121,970.00, equal to 40 percent of the grant determined by Regulation Section 1860.9(a) (\$243,940.00 less available district contribution), will be released by OPSC upon the receipt of a valid, signed, Grant Agreement as specified in Regulation Section 1860.17

Pursuant to Regulation Section 1860.19(a), any savings remaining after one year from the completion of the project, as specified in Regulation Section 1860.18, must be returned to the State.

The District is responsible for ensuring that the project is compliant with Prevailing Wage Monitoring and/or Labor Compliance Program requirements at the time construction contracts are executed and/or construction commenced.

SCHOOL DISTRICT DATA

Application No: 70/63792-00-004 County: Kern
 School District: Standard Elementary School Name: Standard Elementary

PROJECT DATA

Type of Project: New Construction Application Filing Basis: Site Specific
 Pupils Assigned: 25
 Classroom(s): 1 Recommended Acres:
 Financial Hardship Requested: No Existing Acres:
 Preference Points: 28

ADJUSTED GRANT DATA

New Construction	\$ 304,925.00
Automatic Fire Detection/Alarm	375.00
Automatic Sprinkler	5,125.00
Site Development	106,724.00
Total State Share (50%)	417,149.00
District Share (50%)	417,149.00
Total Project Cost	<u>\$ 834,298.00</u>

PROJECT FINANCING

<u>State Share</u>	
This Project	\$ 417,149.00
<u>District Share</u>	
Cash Contribution	417,149.00
Total Project Cost	<u>\$ 834,298.00</u>

HISTORY OF PROJECT COST AND APPORTIONMENT

	Fund Code	Previously Authorized	Authorized This Action	Apportionment This Action
<u>State Share</u>				
New Construction/Additional Grant	1027	\$	\$ 417,149.00	\$ 417,149.00
<u>District Share</u>				
Cash Contribution			417,149.00	
Total		<u>\$</u>	<u>\$ 834,298.00</u>	<u>\$ 417,149.00</u>

Funding Source: General Fund Full-Day Kindergarten Facilities Grant Program

The District shall ensure that it is in compliance with all applicable laws, regulations and certifications it made on the program forms.

This project is subject to the Grant Agreement submittal pursuant to Regulation Section 1860.17.

The District is responsible for ensuring that the project is compliant with Prevailing Wage Monitoring and/or Labor Compliance Program requirements at the time construction contracts are executed and/or construction commenced.

The District has requested an advance release of funds for design. Pursuant to Regulation Section 1860.16(a) \$60,985.00, equal to 40 percent of the grant determined by Regulation Section 1860.9(a) (\$121,970.00 less available district contribution), will be released by OPSC upon the receipt of a valid, signed, Grant Agreement as specified in Regulation Section 1860.17.

Pursuant to Regulation Section 1860.19(a), any savings remaining after one year from the completion of the project, as specified in Regulation Section 1860.18, must be returned to the State.

SCHOOL DISTRICT DATA

Application No: 70/67876-00-001 School District: San Bernardino City Unified	County: San Bernardino School Name: Del Rosa Elementary
---	--

PROJECT DATA

Type of Project: New Construction Pupils Assigned: 25 Classroom(s): 1 Financial Hardship Requested: No Preference Points: 28	Application Filing Basis: Site Specific Recommended Acres: Existing Acres:	
---	---	--

ADJUSTED GRANT DATA

New Construction	\$	304,925.00
Automatic Fire Detection/Alarm		375.00
Automatic Sprinkler		5,125.00
Site Development		106,724.00
Total State Share (50%)		<u>417,149.00</u>
District Share (50%)		<u>417,149.00</u>
Total Project Cost	\$	<u><u>834,298.00</u></u>

PROJECT FINANCING

State Share		
This Project	\$	417,149.00
District Share		
Cash Contribution		417,149.00
Total Project Cost	\$	<u><u>834,298.00</u></u>

HISTORY OF PROJECT COST AND APPORTIONMENT

	Fund Code	Previously Authorized	Authorized This Action	Apportionment This Action
State Share				
New Construction/Additional Grant	1027	\$	\$ 417,149.00	\$ 417,149.00
District Share				
Cash Contribution			417,149.00	
Total		\$	<u><u>834,298.00</u></u>	<u><u>417,149.00</u></u>

Funding Source: General Fund Full-Day Kindergarten Facilities Grant Program

The District shall ensure that it is in compliance with all applicable laws, regulations and certifications it made on the program forms.

This project is subject to the Grant Agreement submittal pursuant to Regulation Section 1860.17.

The District is responsible for ensuring that the project is compliant with Prevailing Wage Monitoring and/or Labor Compliance Program requirements at the time construction contracts are executed and/or construction commenced.

The District has requested an advance release of funds for design. Pursuant to Regulation Section 1860.16(a), \$60,985.00, equal to 40 percent of the grant determined by Regulation Section 1860.9(a) (\$121,970.00 less available district contribution), will be released by OPSC upon the receipt of a valid, signed, Grant Agreement as specified in Regulation Section 1860.17.

Pursuant to Regulation Section 1860.19(a), any savings remaining after one year from the completion of the project, as specified in Regulation Section 1860.18, must be returned to the State.

SCHOOL DISTRICT DATA

Application No: 70/62166-00-005 County: Fresno
 School District: Fresno Unified School Name: Ericson Elementary

PROJECT DATA

Type of Project: New Construction Application Filing Basis: Site Specific
 Pupils Assigned: 75
 Classroom(s): 3 Recommended Acres:
 Financial Hardship Requested: No Existing Acres:
 Preference Points: 27

ADJUSTED GRANT DATA

New Construction	\$ 914,775.00
Automatic Fire Detection/Alarm	1,125.00
Automatic Sprinkler	15,375.00
Site Development	320,171.00
Total State Share (50%)	1,251,446.00
District Share (50%)	1,251,446.00
Total Project Cost	<u>\$ 2,502,892.00</u>

PROJECT FINANCING

<u>State Share</u>	
This Project	\$ 1,251,446.00
<u>District Share</u>	
Cash Contribution	1,251,446.00
Total Project Cost	<u>\$ 2,502,892.00</u>

HISTORY OF PROJECT COST AND APPORTIONMENT

	Fund Code	Previously Authorized	Authorized This Action	Apportionment This Action
<u>State Share</u>				
New Construction/Additional Grant	1027	\$	\$ 1,251,446.00	\$ 1,251,446.00
<u>District Share</u>				
Cash Contribution			1,251,446.00	
Total		<u>\$</u>	<u>\$ 2,502,892.00</u>	<u>\$ 1,251,446.00</u>

Funding Source: General Fund Full-Day Kindergarten Facilities Grant Program

The District shall ensure that it is in compliance with all applicable laws, regulations and certifications it made on the program forms.

This project is subject to the Grant Agreement submittal pursuant to Regulation Section 1860.17.

The District is responsible for ensuring that the project is compliant with Prevailing Wage Monitoring and/or Labor Compliance Program requirements at the time construction contracts are executed and/or construction commenced.

The District has requested an advance release of funds for design. Pursuant to Regulation Section 1860.16(a), \$182,955.00, equal to 40 percent of the grant determined by Regulation Section 1860.9(a) (\$365,910.00 less available district contribution), will be released by OPSC upon the receipt of a valid, signed, Grant Agreement as specified in Regulation Section 1860.17.

Pursuant to Regulation Section 1860.19(a), any savings remaining after one year from the completion of the project, as specified in Regulation Section 1860.18, must be returned to the State.

SCHOOL DISTRICT DATA

Application No: 70/67710-00-020 County: San Bernardino
 School District: Fontana Unified School Name: Kathy Binks Elementary

PROJECT DATA

Type of Project: New Construction Application Filing Basis: Site Specific
 Pupils Assigned: 50
 Classroom(s): 2 Recommended Acres:
 Financial Hardship Requested: No Existing Acres:
 Preference Points: 25

ADJUSTED GRANT DATA

New Construction	\$ 609,850.00
Automatic Fire Detection/Alarm	750.00
Automatic Sprinkler	10,250.00
Site Development	213,448.00
Total State Share (50%)	834,298.00
District Share (50%)	834,298.00
Total Project Cost	<u>\$ 1,668,596.00</u>

PROJECT FINANCING

<u>State Share</u>	
This Project	\$ 834,298.00
<u>District Share</u>	
Cash Contribution	834,298.00
Total Project Cost	<u>\$ 1,668,596.00</u>

HISTORY OF PROJECT COST AND APPORTIONMENT

	Fund Code	Previously Authorized	Authorized This Action	Apportionment This Action
<u>State Share</u>				
New Construction/Additional Grant	1027	\$	\$ 834,298.00	\$ 834,298.00
<u>District Share</u>				
Cash Contribution			834,298.00	
Total		<u>\$</u>	<u>\$ 1,668,596.00</u>	<u>\$ 834,298.00</u>

Funding Source: General Fund Full-Day Kindergarten Facilities Grant Program

The District shall ensure that it is in compliance with all applicable laws, regulations and certifications it made on the program forms.

This project is subject to the Grant Agreement submittal pursuant to Regulation Section 1860.17.

The District is responsible for ensuring that the project is compliant with Prevailing Wage Monitoring and/or Labor Compliance Program requirements at the time construction contracts are executed and/or construction commenced.

The District has requested an advance release of funds for design. Pursuant to Regulation Section 1860.16(a) \$121,970.00, equal to 40 percent of the grant determined by Regulation Section 1860.9(a) (\$243,940.00 less available district contribution), will be released by OPSC upon the receipt of a valid, signed, Grant Agreement as specified in Regulation Section 1860.17.

Pursuant to Regulation Section 1860.19(a), any savings remaining after one year from the completion of the project, as specified in Regulation Section 1860.18, must be returned to the State.

REPORT OF THE EXECUTIVE OFFICER
State Allocation Board Meeting, October 23, 2019

PROPOSED AMENDMENTS TO THE
FULL-DAY KINDERGARTEN FACILITIES GRANT PROGRAM

PURPOSE

To present proposed amendments to program Regulations, Forms, and Grant Agreement for the Full-Day Kindergarten Facilities Grant Program (FDKFGP) as a result of Senate Bill 75, Chapter 51, Statutes of 2019.

DESCRIPTION

Senate Bill (SB) 75, amended Article 7 (commencing with EC Section 17375) Chapter 3 of Part 10.5 of Division 1 of Title 1 of the Education Code (EC) to allocate additional funds for and modify program eligibility and funding criteria for the Full-Day Kindergarten Facilities Grant Program (FDKFGP). The FDKFGP allows school districts that lack the facilities to provide full-day kindergarten to apply for one-time grants to construct new school facilities or retrofit existing school facilities for the purpose of providing full-day kindergarten classroom programs. The State Allocation Board (SAB) must amend the Program Regulations, Forms, and Grant Agreement in order to administer the grant program according to new statutory requirements.

This item seeks Board approval for the following amended documents:

- proposed program Regulations (included as Attachment B);
- Form SAB 70-01 "Application for Funding" (included as Attachment C);
- Form SAB 70-02 "Fund Release Authorization" (included as Attachment D);
- Form SAB 70-03 "Expenditure Report" (included as Attachment E); and,
- Grant Agreement (included as Attachment F).

AUTHORITY

See Attachment A.

BACKGROUND

SB 75, Education Finance: Education Omnibus Trailer Bill, was approved by the Governor and Chaptered on July 1, 2019. This bill appropriated an additional \$300,000,000 from the General Fund for the 2019-20 fiscal year to the SAB to provide one-time grants to school districts to construct new school facilities or retrofit existing school facilities for the purpose of providing full-day kindergarten classroom programs. The amended statute limits a portion of the program's funding to school districts that will use the funding to convert part-day kindergarten programs to full-day kindergarten programs.

Additionally, the amended statute changes the local matching share requirement for school districts that are converting a part-day program to a full-day program. The matching requirement for these conversion projects has changed from 50 percent of the total approved project amounts for new construction projects and 40 percent of the total approved project amounts for retrofit projects to 25 percent of the total approved project amounts for both types of project scopes. Non-conversion projects will continue to abide by the 50 percent or 40 percent matching share requirement, respectively. Additional changes were made regarding the use of savings and interest, application submittal requirements, and the effect of newly constructed facilities on the school district's eligibility determination for the School Facility Program. The following chart depicts the projects and funding rounds in which these changes will take place.

BACKGROUND (cont.)

Major Differences Among Funding Rounds

Program Changes	Round 1 January 2, 2019-January 31,2019	Round 2 May 1, 2019- May30, 2019	Round 3 April 1, 2020- April 30, 2020	Round 4 January 4, 2021- February 2, 2021	Round 5 July 1, 2021- July 30, 2021
Funding Amounts	\$37.5 million	\$60 million	\$300 million	Any funds remaining from Round 3	Any funds remaining from Round 4
Only part-day kindergarten to full-day kindergarten conversion projects will be funded.			X	X	
Total project cost will be split 75/25 between the State and School District.	X*	X*	X*	X*	X*
All school districts (including those that receive financial hardship assistance) may retain project savings and interest.			X	X	X
New school facilities built with FDKFGP funds <u>will not</u> impact a school district's SFP New Construction eligibility.	X	X	X	X	X
Four years of enrollment data required			X	X	X

*Only applies if the school district is using FDKFGP funds to convert a part-day kindergarten program to a full-day kindergarten program.

STAFF ANALYSIS/STATEMENTS

Staff has identified necessary regulatory amendments to implement the statutory changes to program eligibility, funding criteria, eligible expenditures and use of savings.

Program Eligibility Criteria

For the 2019-20 and 2020-21 fiscal years, funding from the 2019-20 Budget is limited to school districts who meet the following criteria:

STAFF ANALYSIS/STATEMENTS (Cont.)

- 1) The application site must not have offered a full-day kindergarten program as of July 1, 2019. School districts will certify to this requirement on the *Application for Funding* (Form SAB 70-01).
- 2) The school district must only use FDKFGP funds to convert a part-day kindergarten program to a full-day kindergarten program.

For any funds remaining after the 2020-21 fiscal year, funding will be open to all school districts that do not have the facilities to adequately house kindergarten students that currently attend or will attend a full-day kindergarten program.

Application Submittal Requirements

To support that a school district's project is eligible to receive FDKFGP funding, school districts must submit documentation to identify the current kindergarten enrollment and classroom inventory at a site. Statute now requires school districts to provide schoolsite enrollment data for the year in which the application(s) is processed as well as enrollment data for the three immediately preceding years.

Additionally, school districts will need to provide more detailed site maps and project narratives. On the site maps, school districts must note the current use of all facilities on the site. Any facilities that the school district plans to retrofit with FDKFGP funding must identify the use of all facilities on the site following the FDKFGP project, specifically noting, which kindergarten classrooms will and will not be used for full-day kindergarten instruction.

OPSC will use the enrollment data and site maps to verify a school site's overall need for FDKFGP funding based off of enrollment patterns and capacity at the site. Part of the verification process will include consulting with the California Department of Education (CDE) to determine if an application should be limited to a retrofit project. Consultation with CDE will be conducted on a project-by-project basis.

Funding

\$300 million has been appropriated from the General Fund to the Board and was deposited in the Full-Day Kindergarten Facilities Account. EC Section 17375(j) allows the Department of General Services (DGS) to charge its administrative costs against the Full-Day Kindergarten Facilities Account for an amount not to exceed 2.5 percent.

The following amount of funding will be available to applicants for FDKFGP:

Funds Deposited into the Full-Day Kindergarten Facilities Account	\$300.0 million
Less: DGS Administrative Costs	\$7.5 million
Funding Available for FDKFGP Applications	\$ 292.5 million

OPSC proposes the establishment of three potential funding rounds to apportion the \$292.5 million available in FDKFGP funds. The establishment of a fourth and a fifth funding round will be contingent upon the availability of FDKFGP funds.

STAFF ANALYSIS/STATEMENTS (cont.)

Round Dates
Third Round: April 1, 2020 - April 30, 2020
Fourth Round (if funds are available): January 4, 2021 – February 2, 2021
Fifth Round (if funds are available): July 1, 2021 to July 30, 2021

If funding is not exhausted and a fifth funding round does occur, applications remaining in the fifth funding cycle will be retained through June 30, 2022 to enable the Board to continue down the funding order to allocate any authority that may remain.

Any applications that do not receive FDKFGP funding at the end of the funding round(s) will be returned to the school district without further Board action, and any funds remaining by June 30, 2022 will return to the General Fund.

Matching Share Requirement

Except for school districts receiving financial hardship funding, school districts' required matching share will be equal to the following:

Converting From Part-Day to Full-Day Kindergarten Program?	New Construction or Retrofit Project?	State Share	District Share
No	New Construction	50%	50%
Yes	New Construction	75%	25%
No	Retrofit	60%	40%
Yes	Retrofit	75%	25%

School districts receiving financial hardship funding may not be required to fund all or a portion of the matching share requirement.

For school districts that received funding during the first two FDKFGP funding rounds and were converting a part-day kindergarten program to a full-day kindergarten program, funding will be adjusted retroactively in order to adjust for the new 25 percent matching share requirement.

Calculating the FDKFGP Grant

For projects that qualify for the 75/25 state and school district matching share requirement, the methodology for calculating the FDKFGP grant will be executed in two steps. Step one will mirror the current methodology for calculating the grants. Step two will then take the overall project cost calculated in step one and multiply this amount by 75 percent to determine the Total State Share and 25 percent to determine the Total District Share of the project cost.

STAFF ANALYSIS/STATEMENTS (cont.)

Example #1: Two Classroom New Construction Project (Using 2019 Pupil Grant Amounts)

Projects Not Converting a Part-Day Kindergarten Program to a Full-Day Kindergarten Program

New Construction Base Grant (\$12,197 X 50 pupil grants)	\$609,850
Site Development (35% of base grant)	\$213,448
Fire Alarm (\$15 X 50 pupil grants)	\$750
Fire Sprinkler (\$205 X 50 pupil grants)	\$10,250
Project Assistance	\$7,460
<i>Total State Share (50%)</i>	<i>\$841,758</i>
<i>Total District Share (50%)</i>	<i>\$841,758</i>
Total Project Cost	\$1,683,516

Projects Converting a Part-Day Kindergarten Program to a Full-Day Kindergarten Program

New Construction Base Grant (\$12,197 X 50 pupil grants)	\$609,850
Site Development (35% of base grant)	\$213,448
Fire Alarm (\$15 X 50 pupil grants)	\$750
Fire Sprinkler (\$205 X 50 pupil grants)	\$10,250
Project Assistance	\$7,460
<i>State Grant(s) Total Cost (50%)</i>	<i>\$841,758</i>
<i>Remaining Cost (50%)</i>	<i>\$841,758</i>
Total Project Cost	\$1,683,516
Total State Share (75%)	\$1,262,637
Total District Share (25%)	\$420,879

Example #2: Two Classroom Retrofit Project (Using 2019 Pupil Grant Amounts)

Projects Not Converting a Part-Day Kindergarten Program to a Full-Day Kindergarten Program

Retrofit Base Grant (\$4,644 X 50 pupil grants)	\$232,200
Site Development (35% of base grant)	\$81,270
Fire Alarm (\$151 X 50 pupil grants)	\$7,550
Project Assistance	\$7,460
<i>Total State Share (60%)</i>	<i>\$328,480</i>
<i>Total District Share (40%)</i>	<i>\$218,987</i>
Total Project Cost	\$547,467

Projects Not Converting a Part-Day Kindergarten Program to a Full-Day Kindergarten Program

Retrofit Base Grant (\$4,644 X 50 pupil grants)	\$232,200
Site Development (35% of base grant)	\$81,270
Fire Alarm (\$151 X 50 pupil grants)	\$7,550
Project Assistance	\$7,460
<i>State Grant(s) Total Cost (60%)</i>	<i>\$328,480</i>
<i>Remaining Cost (40%)</i>	<i>\$218,987</i>
Total Project Cost	\$547,467
Total State Share (75%)	\$410,600
Total District Share (25%)	\$136,867

STAFF ANALYSIS/STATEMENTS (cont.)

Funding Order and Tie Breakers

Projects will continue to be funded in preference point order. For applications that have the same preference points, applications will be funded in order of the school districts' Free and Reduced-Price Meals (FRPM) percentages. OPSC will round the percentages to one decimal place. If a tie still remains, a lottery will be used to determine school district funding order. Funding applications in this manner maintains the intent of program statute to prioritize school districts that have a higher population of pupils that are eligible for FRPM.

After Project Completion

For program funds provided from the 2018-2019 Budget Act, school districts, except those that received financial hardship funding, can expend project savings and interest on only other high priority capital facility needs of the school district. Any savings and interest not expended or encumbered after one year of project completion must be returned to the State. For the funds provided from the 2018-2019 Budget Act, school districts that did receive financial hardship funding must return any unexpended funds to the State.

New Savings Use

For program funds provided from the 2019-2020 Budget Act, all school districts, including those that receive financial hardship funding, can expend savings and interest, as follows:

- 1) For professional development to build capacity for the implementation of a full-day kindergarten program.
- 2) For instruction materials to build capacity for the implementation of a full-day kindergarten program.
- 3) For other high priority capital facility needs of the school district.
- 4) Any savings and interest not expended or encumbered after one year of project completion must be returned to the State.

Impact to School Facility Program Eligibility

Statute stipulates that new facilities built with any FDKFGP funds will not reduce a school district's School Facility Program (SFP) new construction eligibility. OPSC has already reversed all reductions made to the SFP new construction eligibility of the school districts that received FDKFGP funding in May 2019.

Summary of Stakeholder Feedback on the Proposed Amendments

On September 26 and October 9, 2019, Staff held meetings to obtain stakeholder input regarding program changes to FDKFGP.

At the first meeting, Staff discussed the statutory changes to program eligibility, funding criteria, eligible expenditures and use of savings. Additionally, Staff presented proposed amendments to program Regulations, Forms, and the Grant Agreement needed to implement the statutory changes to FDKFGP. At the second meeting, Staff presented the program documents to provide stakeholders an additional opportunity to provide feedback on these changes. No additional input or information have been provided by stakeholders from the first or second stakeholder meetings regarding the program changes.

CONCLUSION

Staff is presenting the attached proposed amendments to FDKFGP Regulations, Forms, and Grant Agreement for approval on an emergency basis. Approving the Regulations, Forms, and Grant Agreement will enable the Board to administer the program according to new statutory requirements.

RECOMMENDATIONS

1. Adopt the proposed amendments to program Regulations, Forms, and Grant Agreement as shown in Attachments B through F.
2. Authorize the Executive Officer to file the proposed Regulations, Forms, and Grant Agreement with the Office of Administrative Law on an emergency basis and make the regulations permanent.

This Item was approved by the State Allocation Board on October 23, 2019.

ATTACHMENT A

Education Code (EC) Section 17375.

(a) (1) The Full-Day Kindergarten Facilities Grant Program is hereby established, under the administration of the State Allocation Board pursuant to the requirements of this section, to provide one-time grants to school districts to construct new school facilities or retrofit existing school facilities for the purpose of providing full-day kindergarten classrooms pursuant to Section 8973.

(2) Moneys appropriated pursuant to this section shall be deposited in the Full-Day Kindergarten Facilities Account, hereby created in the State Treasury, administered by the State Allocation Board.

(3) For the 2018–19 fiscal year, the sum of one hundred million dollars (\$100,000,000) is hereby appropriated from the General Fund to the State Allocation Board to provide one-time grants as specified in this section.

(4) (A) For the 2019–20 fiscal year, the sum of three hundred million dollars (\$300,000,000) is hereby appropriated from the General Fund to the State Allocation Board to provide one-time grants as specified in this section. These moneys shall be available for encumbrance or expenditure by the State Allocation Board until June 30, 2022.

(B) (i) Of the moneys allocated to a school district from the appropriation made pursuant to this paragraph, savings and interest achieved upon full completion of an approved project, and as a result of a school district's efficient and prudent expenditure of the moneys allocated, may be used for professional development or instructional materials to build capacity for the implementation of a full-day kindergarten program, or high priority capital outlay purposes identified by the school district and in accordance with subdivision (f), associated regulations, and any accompanying grant agreement.

(ii) Notwithstanding any other law, for purposes of the funds appropriated by this paragraph only, a school district may retain and use savings and interest pursuant to clause (i) even if it receives financial hardship assistance pursuant to Section 17075.10.

(iii) Savings and interest retained by a school district must be expended within one year of project completion or returned to the state as defined by associated regulations and any accompanying grant agreement.

(C) For purposes of this section and for the 2019–20 and 2020–21 fiscal years, funds appropriated in this paragraph shall be limited to schoolsites that did not offer a full-day kindergarten program as of July 1, 2019, and will use the funding to convert a part-day kindergarten program to a full-day kindergarten program. For any funds remaining after the 2020–21 fiscal year, this subparagraph shall not apply.

(5) New school facilities built pursuant to this section shall not be included in the eligibility determination used for purposes of the Leroy F. Greene School Facilities Act of 1998 (Chapter 12.5 (commencing with Section 17070.10) of Part 10).

(b) (1) The State Allocation Board shall award grants to school districts that lack the facilities to provide full-day kindergarten as required for eligibility pursuant to Sections 17071.25 and 17072.10 or that lack facilities that satisfy the design requirements required for new kindergarten classrooms as specified in paragraph (2) of subdivision (h) of Section 14030 of Title 5 of the California Code of Regulations.

(2) Priority for grants shall be given to school districts that meet either of the following criteria:

(A) The school district is financially unable to contribute a portion of, or all of, the local matching share required pursuant to paragraph (3), and meets the requirements for financial hardship pursuant to Section 17075.10.

(B) The school district is located in an underserved community with a high population of pupils who are eligible for free or reduced-price meals pursuant to Section 42238.01.

(3) Except for school districts that meet the requirements for financial hardship pursuant to Section 17075.10 and as specified in paragraph (4), a school district that applies for a grant pursuant to this section for new construction shall provide 50 percent of the cost of the project, and a school district that applies for a grant pursuant to this section for a retrofit project shall provide 40 percent of the cost of the project.

(4) Except for school districts that meet the requirements for financial hardship pursuant to Section 17075.10, a school district that will convert a part-day kindergarten program to a full-day kindergarten program shall provide 25 percent of the cost of the project whether the project is for new construction or retrofit. A school district that was awarded a grant from funds appropriated pursuant to paragraph (3) of subdivision (a) and met the requirements of this paragraph shall have its grant amount adjusted from funds appropriated pursuant to paragraph (4) of subdivision (a) to reflect this local match requirement.

(5) A school district seeking a grant from moneys in the Full-Day Kindergarten Facilities Account shall provide the Office of Public School Construction with schoolsite enrollment data for the year in which its application is processed and the three immediately preceding years. The Office of Public School Construction shall use this data to verify the schoolsite's overall need for funding pursuant to this section based on the schoolsite's enrollment patterns. As part of this verification, the Office of Public School Construction, in consultation with the State Department of Education, shall determine if the schoolsite's need for funding shall be limited to retrofit projects.

(c) The State Allocation Board shall release disbursements of grant funds to school districts with approved applications for new construction or retrofit projects, to the extent funds are available for the state's applicable matching share, if the school district has provided its applicable local matching share, unless the school district meets the requirements for financial hardship pursuant to Section 17075.10, and upon certification by the school district that the school district has entered into a binding contract for completion of the approved project.

(d) The State Allocation Board shall allocate funds to school districts using the same maximum grant eligibility amounts that are used for purposes of the Leroy F. Greene School Facilities Act of 1998 (Chapter 12.5 (commencing with Section 17070.10) of Part 10), as set forth in Sections 17072.10 and 17072.11 for new construction, and as set forth in Section 17074.10 for retrofit projects.

(e) As a condition of receiving grant funds pursuant to this section, and before the release of those funds, the school district shall execute and submit a grant agreement consistent with the applicable sections of the grant agreement specified in Section 1859.90.4 of Title 2 of the California Code of Regulations.

(f) (1) A school district may use grant funds awarded for new construction on costs necessary to adequately house kindergarten pupils in an approved project, which may include only the following:

(A) The costs of design, engineering, testing, inspections, plan checking, construction management, site acquisition and development, evaluation and response action costs relating to hazardous substances at a new or existing schoolsite, demolition, construction, landscaping, necessary utility costs, utility connections and other related fees, equipment including telecommunication equipment to increase school security, furnishings, the upgrading of electrical systems, and the wiring or cabling of classrooms in order to accommodate educational technology.

(B) The costs of acquiring an existing government-owned or privately owned building, or a privately financed school building, and the necessary costs of converting the government-owned or privately owned building for public school use.

(2) (A) A school district may use grant funds awarded for a retrofit project to retrofit an existing school facility to adequately house kindergarten pupils, which may only include the costs of design, engineering, testing, inspection, plan checking, construction management, demolition, construction, necessary utility costs, utility connection and other related fees, the purchase and installation of air-conditioning equipment and insulation materials and related costs, furniture and equipment, including telecommunication equipment to increase school security, fire safety improvements, playground safety improvements, the identification, assessment, or abatement of hazardous asbestos, seismic safety improvements, the upgrading of electrical systems, and the wiring or cabling of classrooms in order to accommodate educational technology.

(B) Grant funds awarded for a retrofit project shall not be used for costs associated with acquisition and development of real property or for routine maintenance and repair.

(g) The State Allocation Board may adopt regulations to implement this section. Any regulations adopted pursuant to this section may be adopted as emergency regulations in accordance with the Administrative Procedure Act (Chapter 3.5 (commencing with Section 11340) of Part 1 of Division 3 of the Title 2 of the Government Code). The adoption of these regulations shall be deemed to be an emergency and necessary for the immediate preservation of the public peace, health and safety, or general welfare.

(h) Notwithstanding any other law, a school district shall be subject, with regard to this section, to audit conducted pursuant to Section 41024.

(i) The Office of Public School Construction shall report to the Director of Finance, and shall post on its internet website, information regarding the use of grant funds that have been made available to school districts during each fiscal year grant funds are disbursed pursuant to this section. A final report shall also be issued after projects have been audited pursuant to Section 41024 and any savings have been spent or returned to the state.

(j) The Department of General Services may charge its administrative costs against the Full-Day Kindergarten Facilities Account, which shall be subject to the approval of the Department of Finance and which shall not exceed 2.5 percent of the account.

(k) Funds made available to school districts pursuant to this article shall supplement, not supplant, existing funds available for school facilities construction.

(l) For purposes of this section, kindergarten includes transitional kindergarten, as defined in Section 48000.

EC Section 8973.

Notwithstanding any other provision of law, the kindergarten schoolday in an early primary program conducted pursuant to Section 8972 may exceed four hours, exclusive of recesses, provided that both of the following conditions are met:

(a) The governing board of a school district declares that the extended-day kindergarten program does not exceed the length of the primary schoolday.

(b) The extended-day kindergarten program takes into account ample opportunity for both active and quiet activities within an integrated, experiential, and developmentally appropriate educational program.

CCR Section 14030

(h) Specialized Classrooms and Areas.

Specialized classrooms shall be designed to reflect the function planned for that portion of the educational program. If any of the following classrooms are needed, these standards apply:

(1) Small-Group Areas.

(A) Small-group instruction areas are not included in the computation of classroom size unless the area is an integral part of the classroom and can be visibly supervised by a teacher from the classroom.

(B) Small-group instruction areas are designed to allow for collaborative learning opportunities where appropriate to support the regular education program and are located in the vicinity of classrooms.

(2) Kindergarten Classrooms.

(A) Kindergarten classroom size for permanent structures is not less than 1350 square feet, including restrooms, storage, teacher preparation, wet and dry areas.

(B) Kindergarten classrooms are designed to allow supervision of play yards (unless prevented by site shape or size) and all areas of the classroom.

(C) Play yard design provides a variety of activities for development of large motor skills.

(D) Classrooms are located close to parent drop-off and bus loading areas.

(E) Storage, casework, and learning stations are functionally designed for use in free play and structured activities; e.g., shelves are deep and open for frequent use of manipulative materials.

(F) Windows, marking boards, sinks, drinking fountains, and furniture are appropriate heights for kindergarten-age students.

(G) Restrooms are self-contained within the classroom or within the kindergarten complex.

Title 2. Administration
Division 2. Financial Operations
Chapter 3. Department of General Services
Subchapter 4. Office of Public School Construction
Group 1. State Allocation Board
Subgroup 5.8. Regulations Relating to the Full-Day Kindergarten Facilities Grant
Program

Article 1. Full-Day Kindergarten Facilities Grant Program

Section 1860. Purpose.

These Subgroup 5.8 regulations implement the Full-Day Kindergarten Facilities Grant Program (Program), which establishes a State program to provide ~~one-time grant funding of one hundred million dollars (\$100,000,000)~~ funding, to School Districts to construct new school facilities or retrofit existing school facilities, for the purpose of providing full-day kindergarten classrooms as specified in Education Code (EC) Section 8973.

Note: Authority cited: Section 17375, Education Code

Reference: Sections 8973 and 17375, Education Code.

Section 1860.1. General Services Director.

Pursuant to Government Code Section 15490(c), the Director of General Services shall provide assistance to the State Allocation Board (Board) as the Board requires.

Note: Authority cited: Section 17375(a), Education Code.

Reference: Sections 17375(a), Education Code; 14608 and 15490(c), Government Code.

Section 1860.2. Definitions.

For the purposes of these Subgroup 5.8 regulations, the terms set forth below shall have the following meanings:

“Application” means a request pursuant to the Program to apply for grant funding for a school project.

“Apportionment” means a reservation of funds by the Board for the purpose of funding Approved Applications for New Construction or Retrofit to an applicant school district.

“Approved Application” means a School District has submitted a Form SAB 70-01 and all documents to the Office of Public School Construction (OPSC) that are required to be submitted with the Form SAB 70-01 as identified in the Specific Instructions Section of Form SAB 70-01.

“Board” means the State Allocation Board as established by Section 15490 of the Government Code.

“CBEDS Report” means the enrollment information provided through the California Basic Educational Data System (CBEDS) by school districts to the California Department of Education.

“California Department of Education (CDE)” means the offices within that department that have responsibility for school facilities matters.

“Certification” means the act of affirmatively representing, asserting or verifying circumstances, data or information as required by the Program or this subgroup.

“Class B Construction Cost Index” is a construction factor index for structures made of reinforced concrete or steel frames, concrete floors, and roofs, and accepted and used by the Board.

“Classroom” means a teaching station that was constructed or reconstructed to serve as an area in which to provide pupil instruction but shall not include portable buildings unless it is an existing classroom that is being retrofitted but not replaced.

“Classroom Provided” means a classroom acquired by lease, lease-purchase, or purchase for which a contract has been signed for the construction or acquisition of the classroom.

“County Fund” means the fund established in the county treasury within each county for each school district in the county.

“District Representative” means a member of a school district staff or other agent authorized to serve as District Representative to execute and file an application with the Board on behalf of the district and/or act as

a liaison between the Board and the district.

"Division of the State Architect (DSA)" means the State office within the Department of General Services that reviews school building plans and specifications for structural, fire safety and access compliance.

"Elementary School Pupil" means a student housed in a school serving Kindergarten through sixth grade, or any combination of Kindergarten through sixth grade.

"Encumbered for Specific Purposes" means a commitment of funds by the school district to meet a legally binding obligation.

"Executive Officer" means the individual appointed by the Governor to direct the Office of Public School Construction, and who concurrently serves as Executive Officer to the Board.

"Facility" means all or a portion of any real property, site improvements, utilities and/or buildings or other improvements contained in the project.

"Field Act Facility" means a school building meeting the requirements contained in Education Code Section 17280, et seq.

"Financial Hardship" means State funding for all or a portion of the district's matching share required by Section 1860.11 and 1860.13.

"Form SAB 70-01" means the *Application for Funding*, Form SAB 70-01, which is incorporated by reference.

"Form SAB 70-02" means the *Fund Release Authorization*, Form SAB 70-02, which is incorporated by reference.

"Form SAB 70-03" means the *Expenditure Report*, Form SAB 70-03, which is incorporated by reference.

"Full-Day Kindergarten Classroom" means a teaching station that meets the design requirements required for new kindergarten classrooms as specified in paragraph (2) of subdivision (h) of Section 14030 of Title 5 of the California Code of Regulations.

"Full-Day Kindergarten Program" means an early primary program that exceeds four hours, exclusive of recesses, and meets the conditions of EC Section 8973.

"Fund" means the Full-Day Kindergarten Facilities Grant Program Account established pursuant to Education Code Section 17375(a).

"Governmental Agency" shall include but is not limited to a public entity as defined in Government Code Section 7260(a) including California federally recognized or historically established tribal governments.

"Grant Agreement" means *Grant Agreement*, which is incorporated by reference.

"In Escrow, Governmental Entities" means the approval and signature of instrument(s) that will convey a specified school parcel or site from the public/government entity including the federal government for a determinable sum, and for a determinable date of acquisition which may be based on the School District's receipt of funding from the State.

"In Escrow, Non-Governmental Entities" means the deposit of signed instrument(s) and/or funds with instructions with a title company or escrow agent to carry out the provisions of an agreement or contract to acquire a specified school parcel or site for a determinable sum, and for a determinable date of acquisition which may be based on the School District's receipt of funding from the State.

"Instrument" means a written, legally enforceable agreement, approved and signed by all parties to the escrow, for the conveyance to the district of real estate for a specified parcel or site, that includes a compensation clause and either a purchase option agreement, a purchase agreement, promissory note, lease agreement, installment sales contract, gift, or other real estate conveyance valid in the State of California for property conveyed from a public/government entity, including the federal government.

"Interim Housing" means the rental or lease of classrooms used to house pupils temporarily displaced as a result of the retrofit of classroom facilities.

"Low Income" shall be the percentage of pupils deemed eligible for Free and Reduced Price School Meals as identified in the most recent Free and Reduced Price School Meals data on file at the CDE. The data on file with CDE shall be determined to be the information collected for the month of October, prior to application submittal, and any errors and omissions amendments to that information for that time period that have been received and approved by the CDE.

"New Construction" means a construction project to adequately house kindergarten pupils in an approved project, which may include the costs of design, engineering, testing, inspections, plan checking, construction management, site acquisition and development, evaluation and response action costs relating to hazardous substances at a new or existing schoolsite, demolition, construction, landscaping, necessary utility costs, utility connections and other related fees, equipment including telecommunication equipment to increase school security, furnishings, the upgrading of electrical systems, and the wiring or cabling of classrooms in order to accommodate educational technology.

"New Construction Grant" means the funding provided pursuant to EC Section 17375(f)(1) and Sections 1860.9 through 1860.10.3.

"Office of Public School Construction (OPSC)" means the State office within the Department of General Services that assists the Board as necessary and administers the Program on behalf of the Director.

"Part-Day Kindergarten Program" means an early primary program that does not exceed four hours, exclusive of recesses, pursuant to EC Section 46111.

"Phase One Environmental Site Assessment (POESA)" means a preliminary assessment of a property to determine whether there has been or may have been a release of a hazardous material, or whether a naturally occurring hazardous material is present, based on reasonably available information about the property and the area in its vicinity. A Phase One Environmental Assessment shall meet the most current requirements adopted by the American Society for Testing and Materials (ASTM) for Standard Practice for Environmental Site Assessments: Phase One Environmental Site Assessment Process or meet the requirements of Part 312 (commencing with Section 312.1) of Title 40 of the Code of Federal Regulations. That ASTM Standard Practice for Environmental Site Assessments or the requirements of Part 312 (commencing with Section 312.1) of Title 40 of the Code of Federal Regulations shall satisfy the requirements of this article for conducting a Phase One Environmental Site Assessment unless and until the Department of Toxic Substances Control adopts final regulations that establish guidelines for a Phase One Environmental Site Assessment for purposes of school sites that impose different requirements.

"Piggyback Contract" means a contract for acquisition of personal property, without advertising for bids, as authorized by Public Contract Code Section 20118.

"Portable Classroom" means a classroom building of one or more stories that is designed and constructed to be relocatable and transportable over public streets, and with respect to a single story portable classroom, is designed and constructed for relocation without the separation of the roof or floor from the building and when measured at the most exterior walls, has a floor area not in excess of 2,000 square feet.

"Project" means the purposes for which the Grantee has applied for the Grants detailed in these Subgroup 5.8 regulations.

"Program" means the Full-Day Kindergarten Facilities Grant Program.

"Property" includes all property, real, personal or mixed, tangible or intangible, or any interest therein necessary or desirable for carrying out the purposes of these Subgroup 5.8 regulations.

"Pupil" means a student enrolled in any grade Kindergarten through grade twelve.

"Ready for Apportionment" means a final review of an Approved Application has been completed by OPSC and it has been determined that it meets all requirements of law for an Apportionment and OPSC will recommend approval to the Board.

"Remedial Action Plan (RAP)" means a plan approved by the Department of Toxic Substances Control (DTSC) pursuant to Health and Safety Code Section 25356.1.

"Response Action (RA)" means the removal of hazardous materials and solid waste, the removal of hazardous substances, and other remedial actions in connection with hazardous substances at the site.

"Retrofit" means a construction project to retrofit an existing school facility to adequately house kindergarten pupils, which may only include the costs of design, engineering, testing, inspection, plan checking, construction management, demolition, construction, necessary utility costs, utility connection and other related fees, the purchase and installation of air-conditioning equipment and insulation materials and related costs, furniture and equipment, including telecommunication equipment to increase school security, fire safety improvements, playground safety improvements, the identification, assessment, or abatement of hazardous asbestos, seismic safety improvements, the upgrading of electrical systems, and the wiring or cabling of classrooms in order to accommodate educational technology.

"Retrofit Grant" means the funding provided pursuant to Education Code Section 17375(f)(2) and Section 1860.12.

"School District" shall have the meaning set forth in Education Code Sections 81 through 87, inclusive. "School District" shall not include county offices of education, charter schools, joint powers authorities, or the State Department of Education.

"Small School District" means a School District with current districtwide enrollment, including pupils enrolled in grades K-12, continuation high pupils and special day class pupils, that is 2,500 or less.

"Useable Acres" means the gross acreage of a school site less any portion of the site publicly dedicated for off-site street improvements and any portion of the site not available for school purposes as determined by the CDE because of topological impediments or because of other unique circumstances.

Note: Authority cited: Sections 17280 and 17375, Education Code.

Section 1860.3. General.

A School District seeking funding for a new construction or retrofit project pursuant to the provisions of Education Code Section 17375 shall complete and file with OPSC, the Form SAB 70-01 and all necessary documents, as defined by Approved Applications.

~~This Program takes effect June 27, 2018. New Construction Grant and Retrofit Grant funding may be provided for a project if the district entered into a construction contract for that project on or after June 27, 2018.~~

- (a) Assembly Bill 1808 created the Program, effective June 27, 2018, and allocated \$100 million to provide one-time grants as specified in EC Section 17375 and Program regulations. New Construction Grant and Retrofit Grant funding may be provided for a project if the district entered into a construction contract for that project on or after June 27, 2018.
- (b) The Program is revised through Senate Bill 75, effective June 27, 2019, and allocated \$300 million to provide one-time grants as specified in EC Section 17375 and Program regulations. New Construction and Retrofit Grant funding may be provided for a project if the district entered into a construction contract for the project on or after June 27, 2018.

Note: Authority cited: Section 17375(g), Education Code.

Reference: Section 17375(g), Education Code.

Section 1860.4. Funding Guidelines

~~Funds available for the Full-Day Kindergarten Facilities Grant Program must be encumbered by the Board by June 30, 2021. Funds that are not completely encumbered or that return to the program through project rescissions may be applied as follows:-~~

- ~~(a) Any funds that return on or before June 30, 2021, shall be returned to the Full-Day Kindergarten Facilities Grant Program Account and may be used to provide additional Apportionments.-~~
- ~~(b) Any funds that return, or remain unencumbered by the Board, on or after June 30, 2021, shall be returned to the General Fund.-~~

- (a) For the funding provided pursuant to Section 1860.3(a), funds available for the Program from the 2018-2019 Budget Act must be encumbered by the Board by June 30, 2021. Funds that are not completely encumbered or that return to the Program through project rescissions may be applied as follows:
 - (1) Any funds that return on or before June 30, 2021, shall be returned to the Full-Day Kindergarten Facilities Grant Program Account and may be used to provide additional Apportionments.
 - (2) Any funds that return, or remain unencumbered by the Board, on or after June 30, 2021, shall be returned to the General Fund.
- (b) For the funding provided pursuant to Section 1860.3(b), funds available for the Program from the 2019-2020 Budget Act must be encumbered by the Board by June 30, 2022. Funds that are not completely encumbered or that return to the Program through project rescissions may be applied as follows:
 - (1) Any funds that return on or before June 30, 2022, shall be returned to the Full-Day Kindergarten Facilities Grant Program Account and may be used to provide additional Apportionments.
 - (2) Any funds that return or remain unencumbered by the Board, on or after June 30, 2022, shall be returned to the General Fund.
- (c) New school facilities built in accordance with the Program shall not be included in the eligibility determination used for the purposes of the School Facilities Program pursuant to EC Section 17071.25.

Note: Authority cited: Sections 17375, Education Code; 16304 and 16304.1, Government Code

Reference: Section 17375, Education Code.

Section 1860.5. Program Eligibility Criteria.

~~A School District may apply for funding made available pursuant to EC Section 17375 by submittal of a Form SAB 70 01, if all of the following requirements are met:-~~

(a) The School District has a school board resolution providing approval to provide full day kindergarten instruction at the project school site or will have approval to provide full day kindergarten instruction at the completion of the project.

(b) The School District lacks the facilities to provide full day kindergarten instruction at the project school site.

A project school site will be considered lacking full day kindergarten facilities if the kindergarten enrollment, based on the most current CBEDS Report or School District documents such as registration for the school or classroom attendance rosters, exceeds the existing kindergarten classroom capacity prior to the construction of the project. For purposes of determining classroom capacity, a loading standard of 25 kindergarten pupils per classroom will be used and all kindergarten classrooms will be loaded for full day instruction unless the School District indicates that an existing classroom(s) will continue to be used for non full day instruction at the completion of the project.

(c) The Approved Application shall include a description of the proposed project including, but not limited to, the following information:

(1) The total number of kindergarten classrooms on the site prior to the Program project.

(2) The kindergarten enrollment at the site, based on the CBEDS report or district documents such as registration for the school or classroom attendance rosters, as of the earlier of: (A) The date the Approved Application is received by OPSC, or (B) The date the contract for the project was awarded.

(3) The total number of kindergarten classrooms on the site after the completion of the Program project.

(4) The total number of kindergarten classrooms that will be used for full day kindergarten instruction after the completion of the Program project.

(a) For Program funds provided pursuant to Sections 1860.3(a) and Apportioned in the 2018-2019 fiscal year or for Program funds provided pursuant to 1860.3(b) and Apportioned during the 2021-2022 fiscal year, a School District may apply for funding made available pursuant to EC Section 17375 by submittal of a Form SAB 70-01, if all of the following requirements are met:

(1) The School District has a school board resolution providing approval to provide full-day kindergarten instruction at the project school site or will have approval to provide full-day kindergarten instruction at the completion of the project.

(2) The School District lacks the facilities to provide full-day kindergarten instruction at the project school site.

A project school site will be considered lacking full-day kindergarten facilities if the current kindergarten enrollment exceeds the existing kindergarten classroom capacity prior to the construction of the project. Classrooms constructed as kindergarten classrooms or altered to house kindergarten students, regardless of current use, will be included when determining the existing kindergarten classroom capacity, as determined by CDE. For purposes of determining classroom capacity, a loading standard of 25 kindergarten pupils per classroom will be used and all kindergarten classrooms will be loaded for full-day instruction unless the School District indicates that an existing classroom(s) will continue to be used for non-full-day instruction at the completion of the project.

(b) For Program funds provided pursuant to Section 1860.3(b) and Apportioned in the 2019-2020 and 2020-2021 fiscal years, a School District may apply for these Program funds by submittal of a Form SAB 70-01, if all of the following requirements are met:

(1) The School District has a school board resolution providing approval to provide full-day kindergarten instruction on or after July 1, 2019, or will have approval to provide full-day kindergarten instruction at the completion of the project.

(2) The School District lacks the facilities to provide full-day kindergarten instruction at the project school site.

A project school site will be considered lacking full-day kindergarten facilities if the current kindergarten enrollment exceeds the existing kindergarten classroom capacity prior to the construction of the project. Classrooms constructed as kindergarten classrooms or altered to house kindergarten students, regardless of current use, will be included when determining the existing kindergarten classroom capacity, as determined by CDE. For purposes of determining classroom capacity, a loading standard of 25 kindergarten pupils per classroom will be used and all kindergarten classrooms will be loaded for full-day instruction unless the

School District indicates that an existing classroom(s) will continue to be used for non-full-day instruction at the completion of the project.

- (3) The project school site did not offer a Full-Day Kindergarten Program as of July 1, 2019.
- (4) The School District will use Program funds to convert a Part-Day Kindergarten Program to a Full-Day Kindergarten Program.
- (c) OPSC will determine the project scope for the Approved Application based on the schoolsite's enrollment patterns and the usage of each facility at the schoolsite. OPSC shall consult with CDE prior to determination of the Approved Application's project scope.
- (d) The Approved Application shall include the following documentation:
- (1) A description of the proposed project including, but not limited to, the following information:
- (A) The total number of kindergarten classrooms on the site prior to the Program project.
- (B) The current enrollment at the site, at the time of application submittal, including transitional kindergarten students pursuant to EC Section 48000. To determine the appropriate enrollment reporting year, refer to the following:

<u>OPSC Received Date of Form SAB 70-01</u>	<u>Enrollment Reporting Year</u>
<u>July 1 through October 31</u>	<u>Submit Prior Fiscal Year Enrollment Data</u>
<u>November 1 through June 30</u>	<u>Submit Current Fiscal Year Enrollment Data</u>

- (C) The enrollment at the site for the three years immediately preceding the enrollment reporting year determined in 1860.5(d)(1)(B).
- (D) The total number of kindergarten classrooms on the site after the completion of the Program project.
- (E) The total number of kindergarten classrooms that will be used for full-day kindergarten instruction after the completion of the Program project.
- (2) Site map that includes labelling of all facilities and their current use, identifies all classrooms constructed or previously retrofitted to house kindergarten students, and identifies any facilities that will be retrofitted in the project. If a School District is requesting a 50-year old utilities grant, identify the age of the building(s).

Note: Authority cited: Sections 17375(a) and 17375(b), Education Code.

Reference: Sections 17375(a), 17375(b), and 17375(g), Education Code.

Section 1860.6. Application Submittals.

The Board shall accept Approved Applications for ~~Full-Day Kindergarten Facilities Grant~~ Program funding during specified funding rounds:

- (a) ~~Approved Applications for Full-Day Kindergarten Facilities Grant~~ Program funding for the first funding round must be received by OPSC on or after January 2, 2019, and on or before January 31, 2019. Applications that do not receive an Apportionment during this round will be returned to the School District.
- (b) ~~Approved Applications for Full-Day Kindergarten Facilities Grant~~ Program funding for the second funding round must be received by OPSC on or after May 1, 2019, and on or before May 30, 2019. Applications that do not receive an Apportionment during this round will be returned to the School District.
- (c) Approved Applications for Program funding for the third funding round must be received by OPSC on or after April 1, 2020 and on or before April 30, 2020. Applications that do not receive an Apportionment during this round will be returned to the School District.
- (d) If Program funds remain concluding the third funding round in (c), Approved Applications for Program funding for the fourth funding round must be received by OPSC on or after January 4, 2021 and on or before February 2, 2021. Applications that do not receive an Apportionment during this round will be returned to the School District.
- (e) If Program funds remain concluding the fourth funding round in (d), Approved Applications for Program funding for the fifth funding round must be received by OPSC on or after July 1, 2021 and on or before July 30, 2021. Applications that do not receive an Apportionment during this round will be returned to the School District.

Note: Authority cited: Section 17375(g), Education Code.

Reference: Section 17375(g), Education Code.

Section 1860.7. Application Types.

The following Application types may be requested with the submittal of a Form SAB 70-01. To become an Approved Application, the School District must also submit all necessary documents, as defined by Approved Applications:

- (a) A New Construction Grant may be requested if the following conditions exist:
 - (1) The School District has received final plan approval by DSA and CDE for the project.
 - (2) The School District has received final site approval by the CDE if the project includes site acquisition.
 - (3) The School District has a final appraisal, if the project includes site acquisition.
 - (4) The School District has entered into escrow, if the project includes site acquisition.
- (b) A New Construction Grant with an advance fund release(s) for design and/or site acquisition may be requested with the submittal of the Form SAB 70-01, and preliminary appraisal if purchasing a site.
- (c) A Retrofit Grant may be requested if the School District has received final plan approval by the DSA and CDE for the project.
- (d) A Retrofit Grant with an advance fund release for design may be requested with the submittal of the Form SAB 70-01.

Note: Authority cited: Section 17375(g), Education Code.

Reference: Section 17375(g), Education Code

Section 1860.8. Application for Funding on School District-Owned Land.

Prior to the School District requesting Program funds for facilities, the School District must hold title to the real property where the facilities will be located.

Note: Authority cited: Sections 17375(f) and 17375(g), Education Code.

Reference: Sections 17375(f) and 17375(g), Education Code.

Section 1860.9. New Construction Apportionment Determination.

The New Construction Apportionment shall be equal to the sum of (a) through (f) below:

- (a) For applications funded with 2018 grant amounts, \$11,567 for each elementary school pupil.
- (b) For applications funded with 2018 grant amounts, \$14 for each elementary school pupil if the project includes an automatic fire detection and alarm system and is requested by the School District on the Form SAB 70-01.
- (c) For applications funded with 2018 grant amounts, \$194 for each elementary school pupil if the project includes an automatic sprinkler system and is requested by the School District on the Form SAB 70-01.
- (d) An amount equal to 35 percent of the amount determined in (a) for costs associated with site development, demolition, landscaping and other costs incurred when adding a kindergarten classroom(s) to a site, utility costs, utility connections and other related fees necessary for the Program project, if requested by the applicant on the Form SAB 70-01.
- (e) An amount equal to 12 percent of the amount determined in (a) for each pupil housed in a multilevel building that will house pupils in all levels of the building if the usable site acreage is less than 75 percent of the site size recommended by CDE, pursuant to Title 5, California Code of Regulations, Section 14010(a), for the master-planned project capacity, if requested by the School District on the Form SAB 70-01.
- (f) For applications funded with 2018 grant amounts, \$7,074 for Small School Districts for the cost necessary for project assistance, as defined in Education Code Section 17072.10(e).

The grant amounts shown in (a), (b), (c) and (f) above shall be adjusted annually based on the change in the Class B Construction Cost Index as approved by the Board each January, pursuant to Education Code Section 17072.10.

Note: Authority cited: Section 17375, Education Code.

Reference: Sections 17072.10(b), 17072.10(d), 17072.10(e), and 17375(d), 17375(f) and 17375(g), Education Code.

Section 1860.10. New Construction Additional Grant for Site Acquisition Cost.

The Board shall provide funding, in addition to any other funding authorized by these Regulations, for the lesser of one half of the actual cost of the site or one-half of the appraised value of the site acquired adjacent to an existing Schoolsites as described in (a) and (b) of this Section.

(a) Actual Site Cost

The actual cost of the site shall be the purchase price as shown on the escrow documents or other appropriate documents such as court orders in condemnation or as specifically identified in agreements when the site is transferred in lieu of other legally required payments or fees due to the district. The actual cost shall be adjusted for the following:

- (1) Increased by the approved relocation expenses that conform to Title 25, California Code of Regulations, Section 6000, et seq. The reasonable and necessary relocation costs for purchasing fixtures and equipment, personal property, new machinery/equipment and the installation of any improvements at the replacement residence or business location may be included as relocation assistance.
- (2) Site Other - Increased by four percent of the actual amount determined in (a) above, but not less than \$50,000. This amount shall provide an allowance for any appraisal, escrow, survey, site testing, CDE review/approvals and the preparation of the POESA and the PEA.
- (3) Increased by DTSC costs for review, approval, and oversight of the POESA and the PEA.

(b) Appraised Value of the Site

The value determined by an appraisal made or updated no more than six months prior to ~~application~~ submittal to OPSC for funding purchase of the site. The appraisal may be reviewed by OPSC for conformance with Section 1860.10.1. The approved appraised value shall be adjusted for the following:

- (1) Increased by the approved relocation expenses that conform to Title 25, California Code of Regulations, Section 6000, et seq. The reasonable and necessary relocation costs for purchasing fixtures and equipment, personal property, new machinery/equipment and the installation of any improvements at the replacement residence or business location may be included as relocation assistance.
- (2) Increased by four percent of the appraised value determined in (b) above, but not less than \$50,000. This amount shall provide an allowance for appraisals, escrow, survey, site testing, CDE review/approvals and the preparation of the POESA and the PEA.
- (3) Increased by DTSC costs for review, approval, and oversight of the POESA and the PEA.
- (c) If actual DTSC, hazardous waste removal, and relocation costs are not available at the time of Apportionment, an amount equal to 15 percent of the amount determined in 1860.9(a) will be provided for DTSC costs and the School District may provide an estimated amount for Hazardous waste removal and relocation expenses. These costs will be reviewed by OPSC prior to the final fund release and an adjustment shall be made, if necessary.
- (d) The actual site cost or the appraised value of the site shall be reduced, on a prorated basis, by the percentage of the excess acreage of the site that exceeds the eligible acreage shown below for a kindergarten classroom project, or as approved by CDE, pursuant to Title 5, California Code of Regulations Section 14010(a):

1 Classroom	2 Classrooms	3 Classrooms	4 Classrooms
.3 acres	.5 acres	.9 acres	1.6 acres

Note: Authority cited: Sections 17375(f) and 17375(g), Education Code.

Reference: Sections 17375(f), and 17375(g), Education Code.

Section 1860.10.1. Site Acquisition Guidelines.

To receive the funding authorized by Section 1860.10, the School District must certify on the Form SAB 70-01, that the appraisal of the property was made utilizing the following criteria:

- (a) The land improvements and appurtenances, excluding fixtures, equipment, and personal property, were appraised in an as is condition with the following exceptions:
 - (1) The site shall be appraised as if it were a clean site, safe of all toxic contaminants in accordance with Title 5, California Code of Regulations commencing with Section 14001.
 - (2) The site valuation included only proposed site improvements associated with grading the site to a mass graded or super pad condition, defined as a site graded to construction readiness without foundation or paving and proposed utilities stubbed to the site. Any proposed site improvements or utilities not covered

by a performance bond equal to 100 percent of the estimated cost of the site improvements and utilities must be completed prior to the close of escrow and detailed separately in the report.

- (b) Consideration in the appraisal was made for net useable acreage and severance damages.
- (c) The School District or its legal counsel has contracted for appraisal services.
- (d) The appraiser has certified to the School District that the appraisal complies with the Uniform Standards of Professional Appraisal Practices as promulgated by the Appraisal Standards Board of the Appraisal Foundation.
- (e) The amount of a court award for a site acquired in condemnation may be used in lieu of the appraised value determined in (a) through (d) above.

Note: Authority cited: Sections 17375(f) and 17375(g), Education Code.

Reference: Sections 17375(f) and 17375(g), Education Code.

Section 1860.10.2. New Construction Additional Grant for Hazardous Waste Removal on an Acquired Site.

The Board shall provide funding, in addition to any other funding authorized by these Regulations, for the allowable costs of hazardous materials/waste removal and/or remediation costs. The allowable site costs shall not exceed 50 percent of one and one half times the value of an appraisal that conforms to Section 1860.10.1 for the costs in subsections (a), (a)(1) and (a)(2) plus the additional costs included in (b) and (c). The costs in (b) and (c) are in addition to 50 percent of one and one half times the appraisal value cap:

- (a) The costs associated with the site acquisition and to implement the RA as determined necessary in the PEA that has been approved by DTSC subject to the following:
 - (1) The costs for preparation of the RA.
 - (2) DTSC costs for review and oversight of the preparation and implementation of the RA. The costs may not include continuous operational and maintenance costs associated with the RA.
- (b) Fifty percent of the approved relocation expenses that conform to Title 25, Division 1, Chapter 6, Subchapter 1, California Code of Regulations, (Section 6000, et seq.). The reasonable and necessary relocation costs for purchasing fixtures and equipment, personal property, new machinery/equipment and the installation of any improvements at the replacement residence or business location may be included as relocation assistance.
- (c) Site Other - Not less than 50 percent of \$50,000 or 50 percent of four percent of the appraised value. This amount shall provide an allowance for any appraisal, escrow, survey, site testing, CDE review/approvals and the preparation of the POESA and the PEA.
- (d) The limitation of 50 percent of one and one half times the value of an appraisal for costs in subsections (a), (a)(1), and (a)(2) may be exceeded when the Board finds that unforeseen circumstances exist, and when both of the following exist:
 - (1) CDE determines that the site is adjacent to the existing Schools site and is the best available site for meeting the educational and safety needs of the School District.
 - (2) Substantiation that the costs are limited to the minimum required to complete the evaluation and RA approved by DTSC.
- (e) The actual site cost or the appraised value of the site shall be reduced, on a prorated basis, by the percentage of the excess acreage of the site that exceeds the eligible acreage shown below for a kindergarten classroom project, or as approved by CDE, pursuant to Title 5, California Code of Regulations Section 14010(a):

1 Classroom	2 Classrooms	3 Classrooms	4 Classrooms
.3 acres	.5 acres	.9 acres	1.6 acres

Note: Authority cited: Sections 17375(f) and 17375(g), Education Code.

Reference: Sections 17375(f) and 17375(g), Education Code.

Section 1860.10.3. New Construction Additional Grant for Hazardous Waste Removal Required on an Existing School Site.

- (a) The Board shall provide funding, in addition to any other funding authorized by these Regulations, for the necessary hazardous waste materials/waste removal and/or remediation costs on an existing school site where the New Construction funding will be used if all the following are met:

- (1) The New Construction funding request is for additional school facilities on an existing school site.
- (2) The New Construction Grant request does not include a funding request for initial site acquisition costs allowed pursuant to Sections 1860.10.
- (3) The existing school site where the New Construction Grant will be expended has a functioning school on the site or the site had a closed school that will again be used as a functioning school.
- (4) The hazardous material cleanup costs are required by DTSC.
- (b) If all the criteria in subsection (a) are met, the allowable hazardous waste removal cleanup costs shall be one half of all the following:
 - (1) The costs for preparation of the POESA, the PEA and the RA.
 - (2) The costs to implement the RA as determined necessary in the PEA that has been approved by DTSC subject to the following:
 - (A) The costs may include DTSC costs for review and oversight of the preparation and implementation of the RA.
 - (B) The costs may not include continuous operational and maintenance costs associated with the RA.
 - (C) In advance of the New Construction Adjusted Grant, districts performing a RA on additions to existing school sites shall be eligible for the costs associated with evaluation and RA required by DTSC.

Note: Authority cited: Sections 17375(f) and 17375(g), Education Code.

Reference: Sections 17375(f) and 17375(g), Education Code.

Section 1860.11. New Construction School District Matching Share Requirement.

~~Any funding provided by these Regulations shall require a School District matching share contribution on a dollar for dollar basis with the exception of School Districts that qualify for Financial Hardship provided by Section 1860.14.~~

- (a) With the exception of School Districts receiving Financial Hardship funding provided by Section 1860.14, the School Districts' required matching share will be equal to the following:

<u>Converting From Part-Day to Full-Day Kindergarten Program</u>	<u>State Share</u>	<u>District Share</u>
<u>No</u>	<u>50%</u>	<u>50%</u>
<u>Yes</u>	<u>75%</u>	<u>25%</u>

- (b) School Districts that meet the requirements for Financial Hardship provided by Section 1860.14 may not be required to fund all or a portion of the matching share requirement for the Program grant.

Note: Authority cited: Sections 17375(b)(3) and 17375(b)(4), Education Code.

Reference: Sections 17375(b)(3) and 17375(b)(4), Education Code.

Section 1860.12. Retrofit Apportionment Determination.

The Retrofit Apportionment shall be equal to the sum of (a) through (e) below:

- (a) For applications funded with 2018 grant amounts, \$4,404 for each elementary school pupil.
- (b) For applications funded with 2018 grant amounts, \$143 for each elementary school pupil if the project includes an automatic fire detection and alarm system and is requested by the School District on the Form SAB 70-01.
- (c) An amount equal to 35 percent of the amount determined in (a) for costs associated with demolition, landscaping, playground safety improvements and other costs incurred when adding a kindergarten classroom(s) to a site, utility costs, utility connections and other related fees necessary for the project, if requested by the applicant on the Form SAB 70-01.
- (d) An amount equal to 15 percent of the amount determined in (a) for upgrading existing site development (utilities) work as necessary for the retrofit of 50 years or older permanent buildings, if requested by the School District on the Form SAB 70-01.
- (e) For applications funded with 2018 grant amounts, \$3,772 for Small School Districts for the cost necessary for project assistance, as defined in Education Code 17074.10(e).

The grant amounts shown in (a), (b) and (e) above shall be adjusted annually based on the change in the Class B Construction Cost Index as approved by the Board each January, pursuant to Education Code Section 17074.10(b).

Note: Authority cited: Section 17375(g), Education Code.

Reference: Sections 17074.10(e), 17375(d), 17375(f) and 17375(g), Education Code.

Section 1860.13. Retrofit School District Matching Share Requirement.

~~With the exception of Financial Hardship funding provided by Section 1860.14, any funding provided by these Regulations shall require a School District matching share equal to 40 percent of those amounts which, combined with the State's Retrofit Grant, shall represent 100 percent of the total project cost.~~

- (a) With the exception of School Districts receiving Financial Hardship funding provided by Section 1860.14, the School Districts' required matching share will be equal to the following:

<u>Converting From Part-Day to Full-Day Kindergarten Program</u>	<u>State Share</u>	<u>District Share</u>
No	60%	40%
<u>Yes</u>	<u>75%</u>	<u>25%</u>

- (b) School Districts that meet the requirements for Financial Hardship provided by Section 1860.14 may not be required to fund all or a portion of the matching share requirement for a Program grant.

Note: Authority cited: Sections 17375(b)(3) and 17375(b)(4), Education Code.

Reference: Sections 17375(b)(3) and 17375(b)(4), Education Code.

Section 1860.14. Hardship Assistance and Financial Hardship

A School District shall qualify for hardship assistance by demonstrating a Financial Hardship, as provided in this Section, which prevents the School District from funding all or a portion of the matching share requirement for a Program grant.

A School District is eligible for a financial hardship grant to fund all or a portion of its matching share requirement after demonstrating the requirements of subsections (a), (b), and (c) below:

- (a) The School District has made all reasonable efforts to fund its matching share of the project by demonstrating it is levying the developer fee justified under law or an alternative revenue source equal to or greater than the developer fee otherwise justified under law at the time of request for hardship and the School District meets at least one of the following:
- (1) The current outstanding bonded indebtedness of the School District issued for the purpose of constructing school facilities at the time of request for financial hardship status, is at least 60 percent of the District's total bonding capacity. Outstanding bonded indebtedness includes that part of general obligation bonds, Mello-Roos Bonds, School Facility Improvement District Bonds and certificates of participation which the district is paying a debt service that was issued for capital outlay school facility purposes.
 - (2) The School District had a successful registered voter bond election for at least the maximum amount allowed under Proposition 39 within the previous two years from the date of request for financial hardship status. The proceeds from the bond election that represent the maximum amount allowed under the provisions of Proposition 39 must be used to fund the School District's matching share requirement for the Program project(s).
 - (3) The School District's total bonding capacity at the time of the request for financial hardship status is \$5 million or less
 - (4) Other evidence of reasonable effort as approved by the SAB, such as a district's inability to pass local bonds, health and safety projects, and the instability of a district's fiscal situation.
- (b) The School District is financially unable to provide all necessary matching funds for an eligible project. To determine this, an analysis shall be made of the School District's financial records by OPSC including data and records maintained by the CDE and the County Office of Education. The analysis shall consist of a review of the School

District's latest Independent Audit regarding funds available from all capital facility accounts, such as bridge financing, developer fees, funds generated from capital facility certificates of participation, federal grants, redevelopment funds and sale proceeds from surplus property, the appraised value of facilities approved for replacement, and bond funds either encumbered, unencumbered or authorized but unsold. All funds thus identified that have not been expended or encumbered by a contractual agreement for a specific capital outlay purpose prior to the initial request for financial hardship status shall be deemed available as a matching contribution.

After the initial request for financial hardship status is granted, no further encumbrances will be approved by OPSC and all prospective revenue made available to the School District's capital facility accounts shall be deemed available as matching contribution on the subsequent financial hardship review, with the exception of:

- (1) Approved interim housing expenditures.
- (2) Funding to pay for previously recognized multi-year encumbrances approved at the initial financial hardship approval.
- (c) If the School District meets the financial hardship requirements in this Section, the amount of financial hardship is equal to the School District's matching share less funds deemed available in (b).
- (1) Once a School District has been notified that OPSC is scheduled to begin processing the School District's Form SAB 70-01, the School District must submit documentation to support the Financial Hardship request within 30 calendar days.
- (2) If the School District does not submit documentation within 30 calendar days, the School District will be ineligible to receive a Financial Hardship grant for their project(s) and preference points as provided in Section 1860.15.

Note: Authority cited: Section 17375(b)(2)(A), 17375(b), Education Code.

Reference: Sections 17075.10 and 17070.15, Education Code.

Section 1860.15. Application Funding Criteria.

If the estimated total Apportionments of all Approved Applications received within a funding round specified in Section 1860.6 exceed the funds available in that funding round, OPSC will calculate preference points for all Approved Applications. An Approved Application shall receive preference points based on the total of (a) and (b) up to a maximum of 80 points, as follows:

- (a) Financial Hardship: 40 points if a School District demonstrates it meets the requirements under Section 1860.14.
- (b) Low Income: Up to 40 points based on the percentage of pupils at the School District meeting the definition of Low Income. The following sliding scale shall be used to determine the number of preference points:

Percentage Eligible for Free and Reduced Price School Meals	Preference Points Assigned
60-65%	4
66-70%	8
71-75%	15
76%	16
77%	17
78%	18
79%	19
80%	20
81%	21
82%	22
83%	23
84%	24
85%	25
86%	26
87%	27
88%	28
89%	29
90%	30

91%	31
92%	32
93%	33
94%	34
95%	35
96%	36
97%	37
98%	38
99%	39
100%	40

(c) The Board shall apportion projects in the following order:

(1) School Districts will be funded based on the total preference points, determined by the sum of subdivisions (a) and (b) above. If School Districts submit multiple applications in the same funding round, OPSC will use the priority order assigned to each application by the School Districts on the Form SAB 70-01 and then fund Approved Applications in the following order:

(A) School Districts shall have their first priority projects funded in order based on total preference points until all School Districts have had their first priority project funded, or until all funds are exhausted for that funding round, whichever comes first.

~~(B) School Districts with the same total preference points with Approved Applications will be placed into a lottery system to determine School District funding order.~~ funded in order of the higher Low Income percentage reported to one decimal place. The School District with the higher Low Income percentage will be funded first.

~~(C) If School Districts have the same total preference points and the same Low Income percentage reported to one decimal place, projects will then be placed into a lottery system to determine the School District funding order.~~

(2) If sufficient funding remains after funding first priority projects pursuant to 1860.15(c)(1)(A), School Districts with multiple Approved Applications will be funded in the following order:

(A) The School District with the highest total preference points shall have their remaining projects funded in priority order until all projects are funded, or until all funds are exhausted for that funding round, whichever comes first. Funding shall then be provided to the School District with the next highest total preference points.

~~(B) School Districts with the same total preference points with Approved Applications will be placed into a lottery system to determine School District funding order. The highest remaining priority project for each School District participating in the lottery will be funded until all projects from each School District participating in the same lottery round have been funded, or until all funds are exhausted for that funding round, whichever comes first.~~

(B) A tie breaker will be used for School Districts with the same total preference points by using the exact Low Income percentage to one decimal place, as identified in the most recent Free and Reduced Price School Meals data on file at the CDE. The School District with the higher Low Income percentage will be funded first.

(C) If School Districts with the same total preference points are still tied after the review of the Low Income percentages, projects will be placed into a lottery system to determine School District funding order. The highest remaining priority project for each School District participating in the lottery will be funded until all projects from each School District participating in the same lottery round have been funded, or until all funds are exhausted for that funding round, whichever comes first.

(3) If the Board does not have sufficient funding to fully apportion a School District's Approved Application, that School District may elect to either:

(A) Accept partial funding for the project. If partial funding is accepted, the Apportionment shall become the full and final apportionment for the project.

(B) Decline to accept funding for the project. If partial funding is declined, the Board may offer partial funding to the next Approved Application, based on funding order determined in (c)(1) and (c)(2) above.

Note: Authority cited: Sections 17375(b)(2) and 17375(g), Education Code.

Reference: Sections 17075.10, 17075.15, 17375(b)(2), 17375(b)(2)(A), 17375(b)(2)(B), 17375(g), and 42238.01, Education Code

Section 1860.16. Fund Release Process.

OPSC will release State funds that have been Apportioned by the Board pursuant to Sections 1860.9, 1860.10, 1860.10.2, 1860.10.3 and 1860.12 when the following requirements have been satisfied:

- (a) For an advance fund release for design costs, 40 percent of the grant determined in 1860.9(a) or 25 percent of the grant determined in 1860.12(a) will be released once an executed design, or design and site, Grant Agreement, as required by Section 1860.17, has been received by OPSC.
- (b) For an advance fund release for two percent site other costs, funds will be released once an executed site, or design and site, Grant Agreement, as required by Section 1860.17, has been received by OPSC.
- (c) For an advance fund release for site acquisition costs, other than two percent site other, funds will be released once an executed site, or design and site, Grant Agreement, as required by Section 1860.17, has been received by OPSC and the following requirements have been met:
 - (1) The School District has entered escrow for the site.
 - (2) There has been a final appraisal of the site.
 - (3) The School District received either contingent or final site approval from the California Department of Education.
 - (4) A valid Form SAB 70-02 has been received by OPSC.
- (d) For New Construction Grant or Retrofit Grant funding, all unreleased funds will be released once an executed full Grant Agreement, as required by Section 1860.17, has been received by OPSC and the following requirements have been met:
 - (1) The School District's applicable matching share has already been deposited or expended by the School District for the project, unless the School District meets the requirements for Financial Hardship pursuant to Section 1860.14.
 - (2) The School District has entered into a binding contract(s) for the completion of the project.
 - (3) The plans and specifications applicable to the state funded project have been approved by DSA.
 - (4) If the project includes site acquisition, there has been a final appraisal of the site, the site received written final approval by CDE and the School District has entered escrow for the site.
 - (5) A valid Form SAB 70-02 has been received by OPSC.
- (e) For New Construction Grant or Retrofit Grant funding, without a request for an advance release of funds pursuant to Sections 1860.7(a) and 1860.7(c), a valid *Fund Release Request* (Form SAB 70-02) with all required approvals must be submitted within 180 days of Apportionment. If a valid Form SAB 70-02 is not received within 180 days of Apportionment, the Apportionment shall be rescinded.
- (f) For an Apportionment received pursuant to Section 1860.7(b) and 1860.7(d), where submittal of the necessary CDE plan approval and/or DSA-approved plans and specifications were not required at the time the Board granted an Apportionment, then the School District has up to 12 months to submit the required approvals from the date of Apportionment. If the required submittals are not received within 12 months, the Apportionment shall be rescinded and the Full-Day Kindergarten Facilities Grant will return to the Program for reallocation.
- (g) Subject to available funds, site acquisition grants shall be adjusted based on actual costs prior to the release of funds.
- (h) Prior to fund release, OPSC will verify that the School District has included multilevel classrooms in the plans for the project, if multilevel funding was requested.
- (i) Financial hardship approval status by OPSC for a design and/or site advance will apply to any subsequent funding phase(s) for the project(s) during the same application filing round, as established in Section 1860.6.

Note: Authority cited: Sections 17375(c) and 17375(g), Education Code.

Reference: Section 17375(c), Education Code.

Section 1860.17. Grant Agreement Submittal.

A Grant Agreement for the project with an original signature by an authorized District Representative must be submitted prior to the release of any funds.

Note: Authority cited: Section 17375(e), Education Code.

Reference: Section 17375(e), Education Code.

Section 1860.18. Program Reporting Requirements.

- (a) A School District receiving funds in accordance with the Program shall submit an expenditure report from the district on the Form SAB 70-03 at the completion of the project. A project shall be deemed complete when either of the following occur:
 - (1) When the notice of completion for the project has been filed; all outstanding invoices, claims, and change

orders have been satisfied and the facility is currently in use by the School District.

- (2) One year from the date of the final fund release.
- (b) A final expenditure report to report expenditures of savings pursuant to 1860.19 shall be due one year after the earlier subdivision (a) or (b).

Note: Authority cited: Section 17375(g), Education Code.

Reference: Sections 17375(b)(3), 17375(b)(4) and 17375(g), Education Code.

Section 1860.19. Project Savings and Unexpended Funds.

~~(a) Project Savings—With the exception of School Districts that receive Financial Hardship funding, a School District may expend the savings, and interest earned on State funds, not needed for a project on other high priority capital facility needs of the School District. Any savings remaining after one year from the completion of the project, as specified in Section 1860.18, must be returned to the State.~~

~~(b) Unexpended Funds—For a project that receives a Financial Hardship grant, any funding not expended on eligible project expenditures prior to completion of the project, as specified in Section 1860.18, must be returned to the State.~~

~~(1) Any interest earned on State funds for a project that received Financial Hardship grant funding, that is not expended on eligible project expenditures, must be returned to the State to reduce the Financial Hardship grant for that project.~~

~~(2) A School District is only required to return unexpended funds up to the amount of Financial Hardship grant funding provided by the Board.~~

(a) For the funding provided pursuant to Section 1860.3(a) School Districts must meet the following requirements for Project Savings and Unexpended Funds:

(1) Project Savings - With the exception of School Districts that receive Financial Hardship funding, a School District may expend or encumber the savings, and interest earned on State funds, on other high priority capital facility needs of the School District. Any savings not expended or encumbered after one year from the completion of the project, as specified in Section 1860.18, must be returned to the State.

(2) Unexpended Funds - For a project that receives a Financial Hardship grant, any funding not expended or encumbered on eligible project expenditures prior to completion of the project, as specified in Section 1860.18, must be returned to the State.

(A) Any interest earned on State funds for a project that received Financial Hardship grant funding, that is not expended or encumbered on eligible project expenditures prior to completion of the project, as specified in Section 1860.18, must be returned to the State.

(B) A School District is only required to return unexpended or unencumbered funds up to the amount of Financial Hardship grant funding provided by the Board.

(b) For the funding provided pursuant to Section 1860.3(b) all School Districts may expend or encumber the savings, and interest earned on State funds, as follows:

(1) Professional development to build capacity for the implementation of a Full-Day Kindergarten Program.

(2) Instruction materials to build capacity for the implementation of a Full-Day Kindergarten Program.

(3) Other high priority capital facility needs of the School District, that are allowable expenditures in accordance to the Grant Agreement.

(4) Any savings, including interest, unexpended or unencumbered after one year from the completion of the project, as specified in Section 1860.18, must be returned to the State.

Note: Authority cited: Section 17375(g), Education Code.

Reference: Sections 17375(b)(3), 17375(b)(4) and 17375(g), Education Code.

Section 1860.20. Program Accountability Expenditure Audit.

Projects will be subject to audit conducted pursuant to Education Code Section 41024 to assure that the expenditures incurred by the district were made in accordance with the provisions of Education Code Section 17375. The audit will also assure that the district complied with all site acquisition guidelines as provided in Sections 1860.10, 1860.10.1, 1860.10.2, and 1860.10.3.

Districts shall retain all financial accounts, documents, and records necessary for an audit of completed projects

pursuant to Education Code Section 41024(a)(4) and shall provide project documentation, if requested by the local auditor.

Pursuant to Education Code Section 41024(c)(5), should an audit of the School District certifications or the expenditures for the project make a finding that some or all of the expenditures were not made in accordance with the provisions of Education Code Section 17375 and Sections 1860.9 to 1860.13, CDE shall ensure that the School District has corrected the audit exception by implementing a required penalty payment of funds equal to the amount of funds disallowed in the audit exception. Subject to available funds, site acquisition grants shall be adjusted based on actual costs.

Note: Authority cited: Section 17375(h), Education Code.

Reference: Sections 17375(h) and 41024 Education Code; Section 1771.3, Labor Code.

Section 1860.21. On-going Routine Maintenance.

A School District, regardless of size, shall certify on the Form SAB 70-01 that a restricted account within the School District's general fund has been established for the exclusive purpose of providing on-going and major repair of its facilities.

Note: Authority cited: Section 17375(g), Education Code.

Reference: Section 17375(g), Education Code.

APPLICATION FOR FUNDING FULL-DAY KINDERGARTEN FACILITIES GRANT PROGRAM

SAB 70-01 (REV 10/18)

GENERAL INSTRUCTIONS

If not previously submitted, a School District may file an application for new construction and/or retrofit funding by use of this form for projects that have awarded construction contracts on or after the inception of the Full-Day Kindergarten Facilities Grant Program (FDKFGP) on June 27, 2018.

SPECIFIC INSTRUCTIONS

The School District must assign a Project Tracking Number (PTN) to this project. The same PTN is used by the Office of Public School Construction (OPSC), the Division of the State Architect (DSA) and the California Department of Education (CDE) for all project applications submitted to those agencies to track a particular project through the entire state application review process. If the School District has already assigned a PTN to this project by prior submittal of the Plans and Specifications (P&S) to either DSA or CDE for approval, use that PTN for this application submittal. If no PTN has been previously assigned for this project, a PTN may be obtained from OPSC's website.

1. Type of Application

Check the appropriate box that indicates the type of FDKFGP funding the School District is requesting for purposes of new construction apportionment with or without an advance release of funds, or retrofit apportionment with or without an advance release of funds, or both new construction and retrofit apportionment with or without an advance release of funds. Requests for funding may be as follows:

a. A **New Construction Grant** pursuant to Section 1860.7(a). If the funding request includes site acquisition, the proposed site must either be owned by the School District, in escrow, or the School District has filed condemnation proceedings and received an order of possession of the site. For purposes of this apportionment, the following documents must be submitted with this form:

- Site map that includes labelling of all ~~current kindergarten classrooms and any kindergarten facilities that will not provide full-day kindergarten facilities and their current use, and identifies all classrooms constructed or previously retrofitted to house kindergarten students.~~ identifies all classrooms constructed or previously retrofitted to house kindergarten students.
- Supporting documentation to substantiate the School District's kindergarten enrollment at the site for the current reporting year and the three immediately preceding years.
- Narrative that explains the current kindergarten classroom usage at the site, what the School District plans to do with the project, and the resulting kindergarten usage at the completion of the project.
- ~~DSA application number and plan approval letter date.~~
- ~~CDE final plan approval letter date.~~
- ~~P&S for the project that were approved by DSA. Submittal of plans may be on CD-ROM or flash drive readable in AutoCAD or Adobe Acrobat.~~
- ~~CDE final site approval letter (site acquisition only).~~
- Appraisal of property, must be dated within 6 months prior to the received date of the Form SAB 70-01 purchase of the site (site acquisition only).

b. A **New Construction Grant with Advance** pursuant to Section 1860.7(b). If requesting this grant, check the appropriate box to specify if the School District is requesting advance funding for design and/or advance funding for site acquisition. School Districts may apply for both on the same project. For purposes of this apportionment, the following documents must be submitted with this form:

- Site map that includes labelling of all ~~current kindergarten classrooms and any kindergarten facilities that will not provide full-day kindergarten facilities and their current use, and identifies all classrooms constructed or previously retrofitted to house kindergarten students.~~ identifies all classrooms constructed or previously retrofitted to house kindergarten students.
- Supporting documentation to substantiate the School District's kindergarten enrollment at the site for the current reporting year and the three immediately preceding years.

- Narrative that explains the current kindergarten classroom usage at the site, what the School District plans to do with the project, and the resulting kindergarten usage at the completion of the project.

• ~~Contingent site approval letter from CDE (site acquisition only).~~

- Preliminary appraisal of property, must be dated within 6 months prior to the received date of the Form SAB 70-01 (site acquisition only).

c. A **Retrofit Grant** pursuant to Section 1860.7(c). For purposes of this apportionment, the following documents must be submitted with this form:

- Site map that includes labelling of all ~~current kindergarten classrooms, labelling of any kindergarten facilities that will not provide full-day kindergarten facilities and their current use, identifies all classrooms constructed or previously retrofitted to house kindergarten students, and identification identifies any facilities that will be retrofitted in the project.~~ identifies all classrooms constructed or previously retrofitted to house kindergarten students, and identification identifies any facilities that will be retrofitted in the project. If a School District is requesting a 50-year old utilities grant, identify the age of the building(s).
- Supporting documentation to substantiate the School District's kindergarten enrollment at the site for the current reporting year and the three immediately preceding years.

- Narrative that explains the current kindergarten classroom usage at the site, what the School District plans to do with the project, and the resulting kindergarten usage at the completion of the project.

• ~~DSA application number and plan approval letter date.~~

• ~~CDE final plan approval letter date.~~

• ~~P&S for the project that were approved by DSA. Submittal of plans may be on CD-ROM or flash drive readable in AutoCAD or Adobe Acrobat.~~

d. A **Retrofit Grant with Advance** pursuant to Section 1860.7(d). For purposes of this apportionment, the following documents must be submitted with this form:

- Site map that includes labelling of all ~~current kindergarten classrooms, labelling of any kindergarten facilities that will not provide full-day kindergarten facilities and their current use, identifies all classrooms constructed or previously retrofitted to house kindergarten students, and identification identifies any facilities that will be retrofitted in the project.~~ identifies all classrooms constructed or previously retrofitted to house kindergarten students, and identification identifies any facilities that will be retrofitted in the project. If a School District is requesting a 50-year old utilities grant, identify the age of the building(s).

- Supporting documentation to substantiate the School District's kindergarten enrollment at the site for the current reporting year and the three immediately preceding years.

- Narrative that explains the current kindergarten classroom usage at the site, what the School District plans to do with the project, and the resulting kindergarten usage at the completion of the project.

e. A **New Construction and Retrofit Grant** pursuant to Section 1860.7(a) and (c). For purposes of this apportionment, the following documents must be submitted with this form:

- Site map that includes labelling of all facilities and their current use, identifies all classrooms constructed or previously retrofitted to house kindergarten students, and identifies any facilities that will be retrofitted in the project. If a School District is requesting a 50-year old utilities grant, identify the age of the building(s).
- Supporting documentation to substantiate the School District's enrollment at the site for the current reporting year and the three immediately preceding years.

- Narrative that explains the current kindergarten classroom usage at the site, what the School District plans to do with the project, and the resulting kindergarten usage at the completion of the project.

- Appraisal of property, must be dated within 6 months prior to the purchase of the site (site acquisition only).

f. A **New Construction and Retrofit Grant with Advance** pursuant to

APPLICATION FOR FUNDING FULL-DAY KINDERGARTEN FACILITIES GRANT PROGRAM

SAB 70-01 (REV 10/18)

Page 2 of 4

Section 1860.7(b) and (d). For purposes of this apportionment, the following documents must be submitted with this form:

- Site map that includes labelling of all facilities and their current use, identifies all classrooms constructed or previously retrofitted to house kindergarten students, and identifies any facilities that will be retrofitted in the project. If a School District is requesting a 50-year old utilities grant, identify the age of the building(s).
- Supporting documentation to substantiate the School District's enrollment at the site for the current reporting year and the three immediately preceding years.
- Narrative that explains the current kindergarten classroom usage at the site, what the School District plans to do with the project, and the resulting kindergarten usage at the completion of the project.
- Preliminary appraisal of property, must be dated within 6 months prior to the received date of the Form SAB 70-01 (site acquisition only).

2. Pupil Grant Request and Project Information

- a. Enter the total number of pupils assigned to the project using state loading standards of 25 pupils per classroom pursuant to Section 1860.5(b).
- b. Enter the number of new kindergarten classrooms for which the School District is requesting funding as shown on the P&S.
- c. Enter DSA's application number for this project, if applicable.
- d. Enter the date(s) of DSA's final plan approval, if applicable.
- e. Enter the date(s) of CDE's final plan approval, if applicable. In addition, enter the:
 - (1) Recommended site size, as determined by CDE.
 - (2) Existing Useable Acres already owned at that location (if any).
 - (3) Proposed Useable Acres that was/will be purchased as part of the application (if any).
- f. If the School District is requesting site acquisition, enter the date(s) of CDE final site approval.
- g. If the School District is requesting site acquisition, enter the date(s) of CDE contingent site approval.

3. Project Priority Funding Order

Enter the priority order of this application in relation to other FDKFGP applications submitted by the School District during the same funding round.

4. Preference Points

- a. Check the box if the School District is requesting to receive priority because the School District qualifies for financial hardship and/or is requesting to receive priority for financial hardship because it is unable to meet its matching share requirement. To receive priority for financial hardship, a district must meet the criteria defined in Education Code Section 17375(b)(3) and 17075.10. Projects that meet these criteria will receive 40 preference points.
- b. Enter the School District's Free and Reduced Price School Meals (FRPM) percentage if the School District is requesting to receive priority for having a high population of pupils who are FRPM eligible for as defined by Education Code Section 42238.01. Because a high FRPM percentage is required to receive priority, districts must have at least 60 percent FRPM to receive priority points. Points will be provided on the sliding scale listed in Section 1860.15. The School District can earn up to 40 preference points based on the School District's FRPM percentage.

If the application includes a request for Financial Hardship, the School District must comply with the requirements of Section 1860.14.

5. New Construction Additional Grant Request

Check the appropriate box(es) if the School District requests an augmentation to

the new construction grant for "additional" grants for the items listed. Refer to Sections 1860.9(b) through (f) for eligibility criteria. Enter the:

- a. Check the box(es) if the School District requests and the project qualifies for additional funding for fire code requirements authorized in Section 1860.9(b) and (c).
- b. Check the box if the School District is requesting additional funding for Site Development pursuant to Section 1860.9(d). The new construction base grant for all new construction projects will be increased by 35 percent.
- c. List the number of multilevel classrooms in the P&S pursuant to Section 1860.9(e).
- d. Check the box if the School District has an enrollment of 2,500 or less and is requesting project assistance pursuant to Section 1860.9(f).

6. New Construction Additional Grant Request—Site Acquisition

Complete the following sections if the School District requests an augmentation to the new construction grant for "additional" grants for the items listed below. Refer to Sections 1860.10 through 1860.10.3 for eligibility criteria. Enter the:

- a. If the School District is requesting funding for eligible site acquisition costs pursuant to Section 1860.10, enter the following information:
 - 1) Enter 50 percent of the actual cost.
 - 2) Enter 50 percent of the appraised value of the site. If the request is made pursuant to Regulation Section 1860.7(b), enter 50 percent of the preliminary appraised value. Appraisals must be dated within 6 months prior to the received date of the Form SAB 70-01.
 - 3) Enter two percent of the lesser of the actual cost or appraised value of the site (minimum \$25,000).
 - 4) Enter 50 percent of the actual relocation cost.
 - 5) Enter 50 percent of the estimated relocation cost. (advance only)
 - 6) Enter 50 percent of the actual the Department of Toxic Substances Control (DTSC) fee for review and approval of the phase one environmental site assessment and preliminary endangerment assessment reports. Refer to Sections 1860.10.2 and 1860.10.3.
 - 7) Enter 15 percent of the appraised value for DTSC fees. (advance only)
- b. Enter 50 percent of the actual amount allowable for hazardous materials/waste removal and/or remediation for the site acquired pursuant to Sections 1860.10.2 and 1860.10.3. Enter 50 percent of the estimated hazardous waste removal (advance only). If an RA is required, check the box.

7. Retrofit Additional Grant Request

Complete the following sections if the School District requests an augmentation to the retrofit grant for "additional" grants for the items listed below. Refer to Section 1860.12 for eligibility criteria. Enter the:

- a. Check the box(es) if the School District requests and the project qualifies for additional funding for fire code requirements authorized in Section 1860.12(b)
- b. Check the box if the School District is requesting additional funding for site development pursuant to Section 1860.12(c). The retrofit base grant will be increased by 35 percent.
- c. Check the box if the School District is requesting additional funding for site development utility cost necessary for the retrofit of 50 years or older permanent building(s) pursuant to Section 1860.12(d). The retrofit base grant will be increased by 15 percent for 50 year-old utilities for projects that retrofit 50 years or older permanent buildings.
- d. Check the box if the School District has an enrollment of 2,500 or less and is requesting project assistance allowance pursuant to Section 1860.12(e).

8. Construction Information

- a. Check the box that best represents the construction delivery method that the School District has or will use for this project, if known.

APPLICATION FOR FUNDING
FULL-DAY KINDERGARTEN FACILITIES GRANT PROGRAM

SAB 70-01 (REV 10/18)

- b. Enter the date(s) the construction contract(s) was awarded for this project(s). If a construction contract has not been executed, enter N/A. (If the space provided is not sufficient for all applicable contract dates, please list all dates on a separate attachment to this form.)

9. Architect of Record or Licensed Architect Certification

The architect of record or the licensed architect must complete this section.

10. Architect of Record or Design Professional Certification

The architect of record or the appropriate design professional must complete this section.

11. Certification

The District Representative must complete this section.

The School District named below applies to the State Allocation Board via the Office of Public School Construction for a grant under the provisions of Chapter 3, Part 10.5, Division 1, commencing with Section 17375, et seq., of the Education Code and the Regulations thereto.

NAME OF DISTRICT REPRESENTATIVE (PRINT)	TITLE	EMAIL ADDRESS
SCHOOL DISTRICT	APPLICATION NUMBER	
SCHOOL NAME	SCHOOL ADDRESS	
COUNTY	PROJECT TRACKING NUMBER (PTN)	

1. Type of Application—Check Only One

- a. New Construction Grant [Section 1860.7(a)]
- b. New Construction Grant with Advance [Section 1860.7(b)]
 - Design Site
- c. Retrofit Grant [Section 1860.7(c)]
- d. Retrofit Grant with Advance [Section 1860.7(d)]
- e. Dual Scope New Construction and Retrofit Grant [Sections 1860.7(a) & (b)]
- f. Dual Scope New Construction and Retrofit Grant with Advance [Sections 1860.7(b) & (d)]
 - Design Site

(7) DTSC Fee 15 percent appraised value: \$ _____

b. Hazardous Waste Removal

- (1) 50 percent actual hazardous waste removal: \$ _____
- (2) 50 percent estimated hazardous waste removal: \$ _____
- (3) Response Action (RA)

2. Pupil Grant Request and Project Information

- a. Total Pupils Assigned: _____
- b. Number of Classrooms: _____
- c. DSA application number (if applicable): _____
- d. DSA final plan approval letter date (if applicable): _____
- e. CDE final plan approval letter date (if applicable): _____
 - (1) Recommended Site Size (Useable): _____
 - (2) Existing Acres (Useable): _____
 - (3) Proposed Acres (Useable): _____
- f. CDE final site approval (if applicable) on: _____
- g. CDE contingent site approval (if applicable) on: _____

7. Retrofit Additional Grant Request

- a. Automatic Fire Detection/Alarm System
- b. Site Development
- c. 50-year old utilities
- d. Project Assistance

3. Project Priority Funding Order

Priority order of this application in relation to other FDKFGP applications submitted by the School District in the same funding round: # _____

8. Construction Information

- a. Construction Delivery Method
 - Design-Bid-Build
 - Design-Build
 - Developer Built
 - Lease Lease-Back
 - This project includes or will include piggyback contract(s) as defined in Public Contract Code Section 20118.
 - Other: _____
- b. Construction Contract(s) awarded on: _____

(If the space provided is not sufficient for all applicable contract dates, please list all dates on a separate attachment to this form.)

4. Preference Points

- a. Financial Hardship
- b. Free and Reduced Price School Meal (FRPM) Percentage of School District: _____

9. Architect of Record or Licensed Architect Certification

- I certify as the architect of record for the project or as a licensed architect that:
- Any portion of the P&S requiring review and approval by DSA were approved by DSA on _____ (enter DSA approval date).
 - Any portion of the P&S not requiring review and approval by DSA meets the requirements of the California Code of Regulations, Title 24, including any handicapped access and fire code requirements.

5. New Construction Additional Grant Request—New Construction Only

- a. Automatic Fire Detection/Alarm System
- Automatic Sprinkler System
- b. Site Development
- c. Multilevel Classroom(s) Construction: _____
- d. Project Assistance

ARCHITECT OF RECORD OR LICENSED ARCHITECT (PRINT NAME)	
SIGNATURE	DATE

6. New Construction Additional Grant Request—Site Acquisition

- a. Site Acquisition:
 - (1) 50 percent Actual Cost: \$ _____
 - (2) 50 percent Appraised Value: \$ _____
 - (3) 2 percent (min. \$25,000): \$ _____
 - (4) 50 percent actual Relocation Cost: \$ _____
 - (5) 50 percent estimated Relocation Cost: \$ _____
 - (6) 50 percent actual DTSC Fee: \$ _____

10. Architect of Record or Design Professional Certification

I certify as the architect of record for the project or the appropriate design professional, that:

**APPLICATION FOR FUNDING
FULL-DAY KINDERGARTEN FACILITIES GRANT PROGRAM**

SAB 70-01 (REV 10/18)

Page 4 of 4

- If the request is for a Full-Day Kindergarten Facilities Grant Program (FDKFGP) new construction project, I have developed a cost estimate of the proposed project which indicates that the estimated construction cost of the work in the P&S including deferred items (if any) relating to the proposed project, is at least 60 percent of the total grant amount provided by the State and the School District's matching share, less site acquisition costs. This cost estimate does not include site acquisition, planning, tests, inspection, or furniture and equipment and is available at the School District for review by OPSC.
- If the request is for a Full-Day Kindergarten Facilities Grant Program retrofit project, I have developed a cost estimate of the proposed project which indicates that the estimated construction cost of the work in the P&S, including deferred items and interim housing (if any) relating to the proposed project, is at least 60 percent of the total grant amount provided by the State and the School District's matching share. This cost estimate does not include planning, tests, inspection or furniture and equipment and is available at the School District for review by OPSC.
- The School District has received the necessary approval of the plans and specifications from the Division of the State Architect unless the request is for an apportionment with advance. Plan approval is not required with this application submittal if the request is for apportionment with advance; and
- If the School District is submitting a request for an apportionment without advance, it will submit a fund release request for full funding with all required approvals within 180 days of apportionment. The School District understands that funds not requested within 180 days of apportionment shall be rescinded (refer to Section 1860.16); or,
- If the School District is requesting an apportionment with advance, it will submit a final fund release request with all required approvals within 12 months of apportionment. The School District understands that funds not requested within 12 months of apportionment shall be rescinded (refer to Section 1860.16); and,
- The School District understands that some or all of the State funding for the project must be returned to the State as a result of an audit pursuant to Sections 1860.20; and,
- If the School District requested additional funding for fire code requirements pursuant to Sections 1860.9(b) and (c) or 1860.12(b), the School District will include the automatic fire detection/alarm system and/or automatic sprinkler system in the project prior to completion of the project; and,
- If the School District requested additional funding for 50-year old utilities, the School District certifies that 50-year old utilities work required for the retrofit of 50-year old permanent buildings will be included in the project and done prior to completion of this project.
- If the School District requested additional funding for multi-level classroom construction, the School District certifies that multi-level classroom construction work will be included in the project and done prior to completion of this project.
- If this funding request is for the retrofit of kindergarten classrooms, the School District has considered the potential for the presence of lead-containing materials in the retrofit project and will follow all relevant federal, state, and local standards for the management of any identified lead; and,
- If this funding request is for the retrofit of kindergarten classrooms, the School District certifies that the classrooms did not meet design requirements for a kindergarten classroom at the time they were built or previously retrofitted to meet kindergarten standards; and,
- The School District certifies that _____ classrooms were constructed or previously altered to meet the requirements for a kindergarten classroom.
- With regards to providing full-day kindergarten instruction as pursuant to Section 1860.5, the School District certifies that:
 - A resolution allowing the School District to provide full-day kindergarten at the project site was adopted by the school district's governing board (attached) on, _____; or,
 - Prior to the completion of the project, a resolution allowing the School District to provide full-day kindergarten at the project site will be adopted by the school district's governing board and submitted with the Form SAB 70-03.
- The School District certifies that:
 - Full-day kindergarten instruction is not currently offered at the project site as of the date of this application; or,
 - Full-day kindergarten instruction is offered at the project site, and was adopted by the school district's governing board on,
_____.
- The statements set forth in this application and supporting documents are true and correct to the best of my knowledge and belief; and,
- This form is an exact duplicate (verbatim) of the form provided by OPSC. In the event a conflict should exist, the language in OPSC's form will prevail.

ARCHITECT OF RECORD OR DESIGN PROFESSIONAL (PRINT NAME)

SIGNATURE

DATE

11. Certification

I certify, as the District Representative, that the information reported on this form is true and correct and that:

- I am an authorized representative of the School District as authorized by the governing board of the School District; and
- The School District will comply with all laws pertaining to the construction or retrofit of its school building; and,
- A resolution or other appropriate documentation supporting this application under Chapter 3, Part 10.5, Division 1, commencing with Section 17375, et. seq., of the Education Code was adopted by the school district's governing board or the designee of the Superintendent of Public Instruction on, _____; and,
- The School District has established a "Restricted Maintenance Account" for exclusive purpose of providing ongoing and major maintenance of school buildings and has developed an ongoing and major maintenance plan that complies with and is implemented under the provisions of Section 1860.21; and,
- ~~If this request is for new construction funding, the School District has received as applicable, approval of the site and the plans from CDE. Plan approval with this application submittal is not required if the request is for apportionment with advance; and,~~
- ~~If this request is for retrofit funding, the School District has received approval of the plans for the project from CDE. Plan approval with this application submittal is not required if the request is for apportionment with advance; and~~
- The School District has or will comply with the Public Contract Code regarding all laws governing the use of force account labor; and,
- The School District matching funds required pursuant to Sections 1860.11 or 1860.13 has either been expended by the School District, deposited in the County School Facility Fund or will be expended by the School District prior to fund release; and
- The School District is responsible for ensuring that the project is compliant with Prevailing Wage Monitoring and/or Labor Compliance Program requirements at the time construction contracts are executed and/or construction commenced.

SIGNATURE OF DISTRICT REPRESENTATIVE

DATE

Fund Release Authorization
Full-Day Kindergarten Facilities Grant Program

SAB 70-02 (NEWREV 10/18)

GENERAL INFORMATION**(Refer to Title 2, California Code of Regulations, Section 1860.16)**

After a Full-Day Kindergarten Facilities Grant Program (FDKFGP) grant has been funded by the Board, the Office of Public School Construction (OPSC) will release the apportioned funds with the exception of design funds, to the appropriate county treasury once the School District has completed and submitted this form to OPSC. Design funds will automatically be released to the School District following, whichever occurs last: an Apportionment or submittal by the School District of a Grant Agreement pursuant to Section 1860.17, with the exception of advance funding Apportionments.

The following documents must be submitted with this form (as appropriate):

1. A copy of the construction contract pages that include project description, contract parties, date of contract, contract amount, and signature page.
2. A Grant Agreement for the project signed by an authorized District Representative.
3. An updated Form SAB 70-01, if the School District previously received advanced funding for design and/or site.

SPECIFIC INSTRUCTIONS**Part 1. New Construction—Site Acquisition**

Check the appropriate boxes if the School District is requesting a separate release of site acquisition funds as part of a new construction project.

Part 2. New Construction/Retrofit

Check the box(es) for release of new construction or retrofit funds and enter the following:

- a. Date of written plan approval by the Division of the State Architect (DSA) and application number.
- b. Date of written plan approval by the California Department of Education (CDE).
- c. If applicable, check the box if the School District has entered into a binding contract(s) for the completion of the project.
- d. Award date(s) of the construction contract(s) entered into by the School District for this project.
(If the space provided is not sufficient for all applicable contract dates, please list all dates on a separate attachment to this form.)
- e. If requesting funding for site acquisition, enter the date of CDE final site approval.

Part 3. Identify School District's Construction Delivery Method

Check the appropriate box that identifies the construction delivery method that the School District utilized for this project.

Part 4. Submittal of Project Grant Agreement

Check the appropriate box that identifies the timing of the submittal of the signed Grant Agreement for the project as pursuant to Education Code 17375(e).

Fund Release Authorization

Full-Day Kindergarten Facilities Grant Program

SAB 70-02 (NEWREV 10/18)

NAME OF SCHOOL DISTRICT REPRESENTATIVE (PRINT)		TITLE	EMAIL ADDRESS
SCHOOL DISTRICT		APPLICATION NUMBER	
SCHOOL NAME		SCHOOL ADDRESS	
COUNTY		PROJECT TRACKING NUMBER (PTN)	

Part 1. New Construction—Site Acquisition Only

- The School District certifies that it has entered escrow for the site (attach copy of escrow instructions)
- The School District certifies that there has been a final appraisal (attach copy of final appraisal)
- The School District certifies that they have received a CDE Contingent Site Approval Letter (attach CDE approval letter)
- The School District certifies that it has received CDE Final Site Approval Letter (attach Final Site Approval Letter)

Part 2. New Construction/Retrofit

School District must be able to check all boxes:

- The School District certifies that its applicable matching share has already been deposited or expended by the School District for the project, unless the School District meets the requirements for financial hardship pursuant to Section 17375(b)(2)(A).
- The School District certifies it has entered into a binding contract(s) for the completion of the project.
- The School District certifies the plans and specifications applicable to the state funded project, received written DSA approval on _____, and DSA application number _____, and CDE approval on _____, and for the contract(s) awarded on _____.

(If the space provided is not sufficient for all applicable contract dates, please list all dates on a separate attachment to this form.)

- If the project includes site acquisition, the School District certifies the site received written CDE final approval on _____ and that it has entered escrow for the site (attach copy of escrow instructions and updated appraisal).
- Subject to available funding, site acquisition funds shall be adjusted

based on actual costs.

- OPSC will verify that the School District has included multilevel classrooms in the plans for the project

The amount of State funds released for new construction shall be 100 percent of the total FDKFGP Grant, less any design and/or site acquisition funds previously released.

The amount of State funds released for retrofit shall be 100 percent of the FDKFGP Grant, less any design funds previously released.

Part 3. Identify School District's Construction Delivery Method

- Design-Bid-Build
- Design-Build
- Developer Built
- Lease Lease-Back
- This project includes or will include piggyback contract(s) as defined in Public Contract Code Section 20118.
- Other: _____

Part 4. Signed Grant Agreement

- The School District has already submitted the signed Grant Agreement for this project
- The signed Grant Agreement for this project accompanies this Form.
- The signed Grant Agreement with amended costs (i.e. as automatic fire detection/alarm system, site acquisition, or multilevel classroom construction) for this project accompanies this Form.

I certify, as the District Representative, that the information reported on this form is true and correct and that:

- I am an authorized representative of the School District as authorized by the governing board of the School District; and
- The site where buildings will be retrofitted must comply with Education Code Sections 17212, 17212.5, and 17213; and,
- The grant amount provided by the State, combined with local matching funds, are sufficient to complete the school construction project; and,
- The School District has or will comply with the Public Contract Code regarding all laws governing the use of force account labor; and,
- The School District shall certify at the time of a fund release for the project that it complies with Section 1860.17; and,
- The School District is responsible for ensuring that the project is compliant with Prevailing Wage Monitoring and/or Labor Compliance Program requirements at the time construction contracts are executed and/or construction commenced; and,
- This form is an exact duplicate (verbatim) of the form provided by OPSC. In the event a conflict should exist, then the language in OPSC's form will prevail.

SIGNATURE OF DISTRICT REPRESENTATIVE	DATE
--------------------------------------	------

EXPENDITURE REPORT**Full-Day Kindergarten Facilities Grant Program**

SAB 70-03 (NEWREV 10/18)

INSTRUCTIONS (Refer to Title 2, California Code of Regulations Sections 1860.18 through 1860.20)

For purposes of completing this form enter the total amount spent for the project up to the total approved project cost authorized by the State Allocation Board, including interest.

1. Enter the date construction was completed as stated in the notice of completion on the last working contract.
2. Provide the following information regarding the Report Period:
 - A. School District contribution, enter the amount the School district contributed.
 - B. State Funds, enter the total FDKFGP Grant awarded to the School District by the State Allocation Board for this application.
 - C. Total Approved project amount. To determine the sum, please add the number from box A with box B (A+B=C).
 - D. Interest Earned, provide the total interest earned on the FDKFGP Grant, that was accrued from the warrant release date to the date of the signature on the Form SAB 70-03.
 - E. Total Grant with Interest, enter the sum of total approved project amount with the interest earned. (C+D=E)
 - F. Project Expenditures, enter the total amount of expenditures for the FDKFGP project
 - G. Reported Savings, if the Grand Total with Interest from Part E is more than the Project Expenditures from Part F, *subtract* the Grand Total Interest with Interest from Project Expenditures (E-F=G).
 - H. Reported Over Spent, if the Project Expenditures from Part F is more than the Grand Total with Interest from Part E, *subtract* the Project Expenditures from the Grand Total with Interest (F-E=H).
3. If applicable, list the amount of savings from this project that will be used for professional development or instruction materials to build capacity for the implementation of the full-day kindergarten program, or other high priority capital facility needs of the School District. Savings must be used within one year of completion of the project pursuant to Regulation Section 1860.19(a) and Regulation Section 1860.19(b). If completing Final Savings Report, only complete this section.
 - A. Enter the savings expenditures reported at completion.
 - B. Enter the total savings expenditures submitted at Final Savings Report.
 - C. Enter the residual savings that shall be returned to the state.
4. Attach a copy of the approved School District board resolution approving a Full-Day Kindergarten Program pursuant to Education Code Section 8973, if not provided with the *Application for Funding* (Form SAB 70-01). Check appropriate box if the Board Resolution is attached.

The Final Expenditure Report and Final Savings Report must include a detailed listing of:

- Warrant, date of warrant, payee, warrant number, and description/purpose of the expenditure.
- The use of a transaction record, in lieu of warrant number, is acceptable for documenting actual force account labor expenditures.

Visit the Office of Public School Construction (OPSC) website at www.dgs.ca.gov/opsc for the Expenditure Worksheets (an Excel worksheet) which may be used to assist in reporting these expenditures.

Submit completed form to: **Department of General Services
Office of Public School Construction
Attn: FDKFGP Audit
707 Third Street, 6th floor
West Sacramento, CA 95605**

EXPENDITURE REPORT

Full-Day Kindergarten Facilities Grant Program

SAB 70-03 (NEWREV 10/18)

SCHOOL DISTRICT		APPLICATION NUMBER
SCHOOL NAME		SCHOOL ADDRESS
COUNTY	CHECK APPROPRIATE BOX:	FINAL EXPENDITURE REPORT <input type="checkbox"/> FINAL SAVINGS REPORT <input type="checkbox"/>
PREPARER'S NAME (TYPED)	PREPARER'S TITLE (TYPED)	TELEPHONE NUMBER/E-MAIL ADDRESS
DISTRICT REPRESENTATIVE NAME (TYPED)	DISTRICT REPRESENTATIVE TITLE (TYPED)	TELEPHONE NUMBER/E-MAIL ADDRESS

1. **Notice of Completion Date:** _____

2. Report Period

A. School District Funds	
B. State Funds	
C. Total Approved Project Amount (A + B)	
D. Interest Earned	
E. Total Grant With Interest (Add parts C and D)	
F. Project Expenditures	

G. Reported Savings, subtract Part F from Part E.	
H. Reported Over Spent, subtract Part E from Part F	

3. **If applicable, list the amount of savings from this project that will be used for professional development or instructional materials to build capacity for the implementation of a full-day kindergarten program, or other high priority capital facility needs of the School District.**

Amount of Savings

A. Savings Expenditures Reported at Completion	\$
B. Savings Expenditures Submitted at Final Savings Report.	\$
C. Residual Savings to be Returned to the State	\$

4. **A copy of the approved School District board resolution pursuant to Education Code Section 8973 is attached, if applicable.** Yes No

I certify, as the School District Representative, that the information reported on this form is true and correct and that:

- I am designated as an authorized School District representative by the governing board of the School District; and,
- Under penalty of perjury, under the laws of the State of California, the foregoing statements are true and correct, and that all laws pertaining to school construction were adhered to in the construction of this project; and,
- The School District has satisfied the supplement, not supplant requirement as specified in Education Code Section 17375(k); and,
- This form is an exact duplicate (verbatim) of the form provided by OPSC. In the event a conflict should exist, then the language in OPSC's form will prevail.
- If the project did not receive Financial Hardship funding, Pursuant to Regulation Section 1860.19(a), any savings not spent on other high priority capital facility needs of the School District, within one year of project completion or within one year of the Final Expenditure Report, must be returned to the state.
- Pursuant to Regulation Section 1860.19(b), any savings not spent on professional development or instructional materials to build capacity for the implementation of the full-day kindergarten program, or other high priority capital facility needs of the School District, within one year of project completion or within one year of the Final Expenditure Report, must be returned to the state.

SIGNATURE OF DISTRICT REPRESENTATIVE	DATE
--------------------------------------	------

Office of Public School Construction Application Number: _____

GENERAL INFORMATION

Grantee Name: _____

School Name: _____

Grant Amount: _____ of which _____ is Financial Hardship Assistance.

Authority: Statutes of 2018, Chapter 32, Sec. 21. (AB 1808) Education Code section 17375.

Full-Day Kindergarten Facilities Grant Program (FDKFGP)

PROJECT DESCRIPTION

Type of Work: _____ (e.g., New Construction or Retrofit)

Number of Classrooms: _____

Financial Hardship Approval Date: _____

Financial Hardship Status is valid until: _____ (date)

Agreement includes Grants for: _____ (Site Acquisition; Department of Toxic Substances Control fees and hazardous waste removal; etc.)

Agreement includes Grants for: _____ (Site Development, if appropriate)

This Project scope and resulting funding determination relied on the following documentation and state agency approvals:

- *Application for Funding* (Form SAB 70-01), executed by the District Representative on XXXXX
- Preliminary/Final Site Approval letter from the California Department of Education dated XXXXX
- Preliminary/Final Plan Approval letter from the California Department of Education dated XXXXX
- Division of the State Architect Approval letter(s) dated XXXXX for DSA Application Number(s) YYYY.
- Financial Hardship Approval Letter from the Office of Public School Construction dated XXXXX
- Bridge Financing Approval Letter from the Office of Public School Construction dated XXXXX

Office of Public School Construction Application Number: _____

A copy of the documentation listed here is available as part of the Project file maintained by OPSC, and is also retained by the District for purposes of the Project audit.

Grants are to be used in accordance with the provisions contained in the Full-Day Kindergarten Facility Grant Program (Education Code, Title 1, Division 1, Part 10.5, Chapter 3, commencing with Section 17375 and this Agreement.

The Grantee shall not make any change to the Project that would require a Change of Scope, without the State Allocation Board first approving the change to the Project.

Office of Public School Construction Application Number: _____

TERMS AND CONDITIONS OF GRANT

A. Definitions

Terms not defined below shall have the same meaning as set forth in FDKFGP Regulation (Regulation) Section 1860.2.

“Agreement” means a contract to do or not to do a certain thing and refers to this Grant Agreement.

“Audit report” means the annual compliance reviews and fiscal reviews of the Grantee’s finances, in accordance with the Guide for Annual Audits of K-12 Local Education Agencies and State Compliance Reporting.

“Capital Outlay,” for the purposes of the Grantee using Savings, pursuant to Full-Day Kindergarten Facilities Grant Program Regulation Section 1860.19, means capital assets in accordance with Section G of this Agreement.

“Change of Scope” means the addition or deletion of any work that would change the approved Grant amount for the Project or require updated state agency approval(s). This includes, but is not limited to, changes to site acquisition acres, or buildings, including full-day kindergarten classrooms, and any changes to the size of those buildings, the type of building (e.g. portable, modular, or permanent), or the location on the school site of those buildings.

“Expenditure Report” means the Form SAB 70-03 *Expenditure Report* and all required supplementary documentation, including but not limited to a detailed listing of Project expenditures organized by fund source and provided at an object-code-level of accounting detail, pursuant to the California School Accounting Manual, that shall include fields to identify information including, but not limited to dates, payees, warrant numbers, and the description and purpose of the expenditures as described in Regulation Section 1860.18.

“Application for Funding” means the Form SAB 70-01, *Application for Funding*, and all required supplementary documentation pursuant to the Program and Regulation Section 1860.7

“Fund Release Authorization” means the Form SAB 70-02, *Fund Release Authorization*, and all required supplementary documentation, which includes but is not limited to this Agreement, pursuant to the Program and the Regulations.

“Grants” means all eligible program grants provided by the Board to the Grantee in this Agreement.

“Grantee” means the School District (as defined in Regulation Section 1860.2 whose representative has signed this Agreement for Grants.

“Grantee Representative” means the authorized representative of a School District (as defined in Regulation Section 1860.2 who signed this Agreement for Grants.

“Ineligible Expenditure” means an expenditure of Grants not in accordance with this Agreement or the applicable laws and regulations governing the use of Grants.

“Instructional Materials” for the purposes of the Grantee using Savings, pursuant to Full-Day Kindergarten Facilities Grant Program Regulation Section 1860.19, means instructional materials to build capacity for the implementation of a Full-Day Kindergarten Program and in accordance with Section G of this Grant Agreement.

“Local auditor” means an auditor hired at the Grantee’s expense who conducts annual compliance reviews and fiscal reviews of the Grantee’s finances, in accordance with the Guide for Annual Audits of K-12 Local Education Agencies and State Compliance Reporting.

“Professional Development” for the purposes of the Grantee using Savings, pursuant to Full-

Office of Public School Construction Application Number: _____

Day Kindergarten Facilities Grant Program Regulation Section 1860.19, means professional development to build capacity for the implementation of a Full-Day Kindergarten Program and in accordance with Section G of this Grant Agreement.

“Other Sources of Funds” means cash, the Grantee’s matching funds, or in-kind contributions that are required or used to complete the Project beyond the Grants provided by this Agreement.

“Project” means the purposes for which the Grantee has applied for the Grants detailed in this Agreement.

“Regulations” means the Full-Day Kindergarten Facilities Grant Program regulations (California Code of Regulations, Title 2, Division 2, Chapter 3, Subchapter 4, Group 1, Subgroup 5.8, commencing with Regulation Section 1860).

“Savings” means Grants not used by the Grantee for the Project, pursuant to Regulation Section 1860.19, achieved by the Grantee’s efficient and prudent expenditure of Grants.

(Authority: Regulation Section 1860.2)

B. Term of Grant Agreement

The Grantee and the Executive Officer, or designee, of the Office of Public School Construction shall be the parties to this Agreement. This Agreement must be entered into by both parties prior to, and as a condition of, the release of any funding for the Project. This Agreement becomes effective on the date the Board approves the Project for Apportionment. This Agreement terminates once (1) all Grants and the Grantee’s matching funds, including interest generated by the Grants, is expended, and when all of the Parties’ obligations under this Grant Agreement are fully satisfied, or (2) if the Board rescinds the Apportionment, or (3) if the Grantee withdraws its Application for Funding.

C. Project Execution

1. The Board hereby awards to the Grantee a sum of money (Grants) \$ _____ in consideration of and on condition that the sum be expended in carrying out the purposes as set forth in the description of the Project in this Agreement and its attachments and under the Terms and Conditions set forth in this Agreement. Grants may also be expended for Professional Development or Instructional Materials to build capacity for the implementation of a Full-Day Kindergarten Program, or for the purposes of a future high priority Capital Outlay Project as the result of Savings, or for the purposes of reimbursement, pursuant to Regulation Section 1860.19.
(Authority: Education Code Section 17375)

2. Prior to the release of any funding for the Project, Office of Public School Construction staff has completed the following steps to finalize the Project funding amount outlined in this Agreement, as necessary:

- i. The Application for Funding was accepted on _____ (date) and deemed to meet the definition of an Approved Application. The Grantee was provided written notification of any deficiencies and given 24 hours to remedy the identified deficiency(s) in order to retain the date upon which it was received.

Office of Public School Construction Application Number: _____

- ii. Upon confirmation of an Approved Application, Office of Public School Construction staff reviewed the Application for Funding for compliance with Full-Day Kindergarten Facilities Grant Program Regulations and verified eligibility for all available program grants. The Grantee was provided written notification of all deficiencies and/or changes necessary and given 15 calendar days to respond and remedy the identified deficiencies and/or changes necessary.
 - iii. Upon review of the submitted corrections, Office of Public School Construction staff provided the Grantee written notification of any final deficiencies and required a response within four business days.
 - iv. Upon receipt of the final amendments to the Application for Funding, the Office of Public School Construction staff and the Grantee agreed that the Project was ready for presentation to the Board for Apportionment.
(Authority: Regulation Sections 1860.7, 1860.16 and Office of Public School Construction process)
3. Grantee certifies that the Project complies with all laws and regulations applicable to the Project.
(Authority: Form SAB 70-01 certifications)
 4. Grantee certifies that the Project complies with all labor and public contract laws, as applicable, including, but not limited to:
 - i. Public Contract Code Section 20111.6, as added by Chapter 808, Statutes of 2012 (Assembly Bill 1565), which became effective on September 30, 2012. This section was amended by Senate Bill 1171, Chapter 86, Statutes of 2016. Beginning January 1, 2014 through December 31, 2018, new contracting requirements are effective for School Districts with an average daily attendance of 2,500 or more for construction projects with estimated expenditures of at least \$1,000,000 that will be funded through any future state school bonds. These new Public Contract Code requirements require a standardized prequalification questionnaire and financial statement to be verified under oath from all bidders.
 - ii. Labor Code Section 1773.3, as amended by Senate Bill 877, Chapter 455, Statutes of 2018, which requires school districts to provide notice to Department of Industrial Relations of any public works contract subject to the requirements of that chapter, within 30 days of the award, but in no event later than the first day in which a contractor has workers employed upon the public work.

Project Execution Signature

All laws and regulations noted in Sections (i), and (ii) above have been, and will be, followed, as applicable.

Office of Public School Construction Application Number: _____

X _____ Date _____

(Authority: Form SAB 70-01 certifications)

D. Receiving Board Approval

1. Grantee must have (1) title or (2) other interest to Project lands. Title may include an order for pre-judgement possession issued by a court in an eminent domain proceeding.
(Authority: Education Code Section 17375; Regulation Section 1860.8)
2. Grantee understands and agrees that the Grants, combined with local funds, shall be sufficient to complete the Project.
(Authority: Education Code Section 17375)
3. The Grantee understands and agrees that (1) Grants required to be adjusted for site acquisition for New Construction Projects, and (2) unspent Financial Hardship Grants must be returned to the state school facilities fund from which the Grants were apportioned as a result of an audit, pursuant to Education Code Section 17375 and Education Code Section 41024, as applicable.
4. The Grantee understands and agrees that, if it does not remit the amount of Ineligible Expenditures identified in the audit report within 120 days of being invoiced by the California Department of Education, and if no repayment plan has been approved pursuant to paragraph (d) of Section 41024 of the Education Code, then the Controller shall deduct the total amount of any Ineligible Expenditures from apportionments pursuant to paragraph (d) of Section 41024 of the Education Code. The Grantee may request a payment plan pursuant to paragraph (d) of Section 41024 of the Education Code.
5. The statutorily-required Grantee matching funds have either been expended by the Grantee, have been deposited by the Grantee in the county fund, or will be expended by the Grantee prior to notice of completion of the Project.
(Authority: Education Code Sections 17375(b)(3); Regulation Sections 1860.11 and 1860.13; and Form SAB 70-01 certifications)
6. Financial Hardship Review Process
 - i. If the Grantee has requested Financial Hardship Grants, the Financial Hardship approval from the Office of Public School Construction was valid.
[Authority: Regulation Section 1860.14]

Office of Public School Construction Application Number: _____

- ii.
 - a) If the Grantee has requested Financial Hardship Grants and has a bridge financing debt instrument in place, or will have a bridge financing debt instrument in place in the future in order to move the Project forward until Grants become available, then the Grantee agrees that it has received, or will receive, bridge-financing approval from the Office of Public School Construction.
 - b) The Grantee also agrees to retire all bridge financing debt within 60 calendar days of receiving Grants. Failure to retire all bridge financing debt within 60 calendar days of receiving Grants will result in the amount of the Financial Hardship Grants in this Agreement being reduced by the amount of the bridge financing that was not retired.

7. [Instructions: The following sections only apply to the Program, or other circumstance, that is detailed in this Agreement.]

New Construction:

- i. The Grantee has received approval of the plans from the California Department of Education and the Division of the State Architect, and approval of the site from the California Department of Education if the Project included site acquisition. Plan approval is not required if request is for design or site advances. Site approval is not required if request is for design or site other two percent advances.
(Authority: Regulation Sections 1860.7, and 1860.10.1)

Site Acquisition: The Grantee has complied with Regulation Sections 1860.10 through 1860.10.3, as appropriate. The Grantee shall provide all applicable county assessor parcel numbers for the land being acquired for the Project. Grantee understands and agrees that Grants for site acquisition (i.e. site purchase, hazardous materials mitigation, relocation, etc.) as described in Section F (Accounting for Spent Funds) of this Agreement are limited to actual eligible expenditures. Therefore, the audit report may result in an adjustment (decrease or if funds are available, increase) to the Grant amount based on the final approved expenditures related to site acquisition separate and apart from all other Grants.

Office of Public School Construction Application Number: _____

E. Receiving an Apportionment and Receiving Funds

The Grantee and the Executive Officer, or designee, of the Office of Public School Construction shall enter into this Agreement prior to, and as a condition of, the release of any funding for the Project.

(Authority: Regulation Sections 1860.7 and 1860.16)

Additionally:

1. Any Grants provided to Grantee under this Agreement will be disbursed upon receipt of a complete Fund Release Authorization, unless for design or site other two percent advance funding, and shall not exceed \$ _____ except for _____ (site-related exceptions)
(Authority: Education Code Section 17375(c)(1) and (2), Regulation Sections 1860.16 and Form SAB 70-02)
2. Supplementary documentation submitted with, or prior to, a Fund Release Authorization must include this Agreement as well as documentation, including but not limited to, that proves the Grantee has entered into a binding contract(s) for the completion of the Project included in the plans and specification applicable to this Project.
(Authority: Education Code Section 17375(c)(1) and (2), Form SAB 70-02 certifications)
3. If the Office of Public School Construction finds that the Fund Release Authorization is incomplete, inadequate or inaccurate, it will notify the Grantee that the Grantee has ten (10) business days to address the issue(s). If the issue(s) has not been addressed after ten (10) business days, the Office of Public School Construction will consider the submittal to be invalid and the request will be returned to the Grantee. The Grantee will retain the opportunity to submit a valid Fund Release Authorization within 180 days of Apportionment if the Project had Division of the State Architect Approval at the time of Apportionment and 12 months from Apportionment if the Project did not have Division of the State Architect approval at the time of Apportionment. However, if the Grantee does not submit a valid Fund Release Authorization by the applicable deadline, the Apportionment shall be rescinded by the Board.
(Authority: Education Code Section 17375(c)(1) and (2), Regulation Section 1860.16)

Office of Public School Construction Application Number: _____

F. Accounting for Spent Funds

1. For purposes of completing the Expenditure Report required pursuant to Education Code Section 17375, at the completion of the Project, the Grantee shall maintain a general ledger at a Project-specific level that includes fund, resource, Project year, goal, function, and object codes for all expenditures for the Project, including furniture and equipment, as they are described in the *California School Accounting Manual, Procedure 301: Overview of the Standardized Accounting Code Structure and Procedure 345: Illustrations Using Account Code Structure*.
(Authority: Education Code Section 17375(f), Regulation Sections 1860.18, Form SAB 70-03)

2. Annual Expenditure Reports
Pursuant to Education Code 17375(h), beginning 12 months from full fund release, and continuing annually for a period of up to **two** years, as described in the FDKFGP Regulation Section 1860.18, the Grantee shall submit an *Expenditure Report* (Form SAB 70-03) to the Office of Public School Construction.

3. Project Audit

The Grantee understands and agrees to the following:

- i. Upon Project completion pursuant to Regulation Section 1860.20, the Office of Public School Construction may notify the Grantee, the Grantee's County Office of Education, and the State Controller's Office that the Grantee is subject to an audit of the Project by a local auditor that is in accordance with the Guide for Annual Audits of K-12 Local Education Agencies and State Compliance Reporting. The Grantee shall retain all financial accounts, documents, and records necessary for an audit pursuant to Education Code Section 41024(a)(4) and shall provide Project documentation, if requested by the local auditor.
(Authority: Regulation Section 1860.20)
- ii. Project documentation that the Grantee shall provide when requested by the local auditor, for the purposes of the audits described in Education Code Section 41024, shall include, but is not limited to:
 - a) Proof of acreage purchased
 - b) Proof of site costs and adjusted site grants, where applicable
 - c) Copy of Form SAB 70-01
 - d) Copy of SAB Board item(s) (Approval of Project Apportionment)
 - e) DSA Approval Letter, if for New Construction Grant or Retrofit Grant Apportionment
 - f) Preliminary or Final CDE Approval Letter, as applicable
 - g) Architect Final Billing
 - h) Proof of Routine Restricted Maintenance Account
 - i) Project-specific accounting records, such as a general ledger, as described in Spending Funds (Section F, paragraph 1), for all sources of funding

Office of Public School Construction Application Number: _____

- j) Final construction billing and invoices,
 - k) Any and all change orders
 - l) Proof the School District implemented full-day kindergarten
 - m) If the Grantee's matching funds have already been expended for this Project or have been deposited in the County School Facility Fund, the Grantee shall provide accounting records, such as a general ledger, for all sources of funding, verifying those previous expenditures or deposits. If the matching funds have been or will be spent from a Certificate of Participation (COP), then the Grantee shall indicate the fund that the proceeds from the COP were originally deposited into or will be deposited into. The Grantee shall also include a copy of the COP booklet. Providing the official notice of intent to sell bonds may be provided to prove that the Grantee will expend the Grants prior to the time the Project is completed, as described complete pursuant to Regulation Section 1860.18. If the Grantee has funds from another source not listed here, the Grantee shall provide the accounting records, such as a general ledger verifying the expenditures and deposits.
(Authority: Education Code Section 17375 and Regulation Section 1860.18)
- iii. During the local auditor's audit and/or upon completion of the audit report, the Grantee understands and agrees that its Expenditure Report is final and may not be subsequently adjusted or amended.
- iv. The Grantee understands and agrees that:
- (a) Should the audit report determine that the Grantee spent Grants on Ineligible Expenditures, the local auditor will inform the California Department of Education of the amount of the Ineligible Expenditure. The amount to be remitted will be limited to the proportionate percentage of Grants and Financial Hardship Grants. Grantees will not be required to provide the state with payments related to the amount of their matching funds. Ineligible Expenditures funded by Grants will not be considered Savings.
 - (b) The Grantee may appeal the finding of any Ineligible Expenditures, as described in Education Code Section 41024(d).
 - (c) The California Department of Education will recover Grants spent on Ineligible Expenditures, pursuant to Education Code Section 41024(d)(1).
 - (d) The Grantee may request a repayment plan from the California Department of Education related to the recovery of Grants described in (c).
 - (e) In order to recover funds as part of a repayment plan described in (d), the California Department of Education will notify the State Controller of the repayment plan and the State Controller will withhold funds from the Grantee's principal apportionment or Education Protection Account payments, pursuant to Education Code Section 41024(d).
- (Authority: Education Code Sections 17375(f) and 41024; Regulation Section 1860.20)*

Office of Public School Construction Application Number: _____

v. The Grantee shall provide its Expenditure Report for a Project deemed complete pursuant to Regulation Section 1860.18, and any and all audit reports, including the audits of Savings, to the Office of Public School Construction.
(Authority: Education Code Section 17375(h))

vi. The Grantee shall also provide site access to the local auditor to determine if the Project work is in accordance with the Board-approved Project scope, including a final inspection for a Project deemed complete pursuant to Regulation Section 1860.18.
(Authority: Education Code Section 17375(h),)

4. Savings Audit(s)

For Program funds provided pursuant to Regulation Section 1860.3(a), gGrantees may retain Savings for expenditure for other high priority capital outlay with the exception of when unexpended funds remain on Project that received Financial Hardship funding. Savings must be spent within one year of the completion of the Project. *(Authority: Education Code Section 17375 and Regulation Section 1860.19)*

For Program funds provided pursuant to Regulation Section 1860.3(b), grantees may retain Savings for expenditure for Professional Development or Instructional Materials to build capacity for the implementation of a Full-Day Kindergarten Program, or for other high priority capital outlay. Savings must be spent within one year of the completion of the Project. *(Authority: Education Code Section 17375 and Regulation Section 1860.19)*

The Grantee understands and agrees to the following:

i. Upon the Grantee declaring Savings pursuant to Regulation Section 1860.19, the Office of Public School Construction may notify the Grantee, the Grantee's County Office of Education, and the State Controller's Office, that the Grantee is subject to annual audits of the Savings by a local auditor that is in accordance with the Guide for Annual Audits of K-12 Local Education Agencies and State Compliance Reporting until the Grantee has expended all Savings. The Grantee shall retain all financial accounts, documents, and records necessary for an audit pursuant to Education Code Section 41024(a)(4) and shall provide documentation related to the use of Savings, when requested by the local auditor.

(Authority: Education Code Section 41024 and Regulation Section 1860.19)

ii. Savings documentation that the Grantee shall provide when requested by the local auditor, for the purposes of the audits described in Education Code Section 41024, shall include, but is not limited to:

a) The Grantee's expenditure report with actual savings submitted to the Office of Public School Construction, and

b) Project-specific accounting records, such as a general ledger, as described in Spending Funds (Section F, paragraph 1), and

Office of Public School Construction Application Number: _____

- c) General ledger report verifying that the Savings has been deposited to county school facilities fund and detail verifying the expenditure of the funds as applicable for Professional Development or Instructional Materials to build capacity for the implementation of a Full-Day Kindergarten Program, or for high priority Capital Outlay, and
- d) Construction billing and related invoices.
(Authority: Education Code Section 17375(h) and Regulation Section 1860.20)
- iii. The Grantee understands and agrees that its Savings expenditure reports submitted to the local auditor are final and may not be subsequently adjusted or amended.
- iv. The Grantee understands and agrees that:
 - (a) Should the audit report determine that the Grantee spent Savings on Ineligible Expenditures, the local auditor will inform the California Department of Education of the amount of the Ineligible Expenditure. The amount to be remitted will be limited to the Savings. Grantees will not be required to provide the state with payments related to the amount of their matching funds.
 - (b) The Grantee may appeal the finding of any Ineligible Expenditures, as described in Education Code Section 41024(d).
 - (c) The California Department of Education will recover Grants spent on Ineligible Expenditures, pursuant to Education Code Section 41024(d)(1).
 - (d) The Grantee may request a repayment plan from the California Department of Education related to the recovery of Grants described in (c).
 - (e) In order to recover funds as part of a repayment plan described in (d), the California Department of Education will notify the State Controller of the repayment plan and the State Controller will withhold funds from the Grantee's principal apportionment or Education Protection Account payments, pursuant to Education Code Section 41024(d).
(Authority: Education Code Sections 41024 and 17375(h); Regulation Section 1860.20)
- v. The Grantee shall provide its Savings expenditure reports, and any and all audit reports, to the Office of Public School Construction, pursuant to Education Code Section 17375(h).
- vi. The Grantee shall also provide site access to the local auditor to determine if the Project work is in accordance with eligible uses of Savings.
(Authority: Education Code Sections 41024 and 17375(h))
- 5. Site Adjustments
Should the audit report determine that the amount of Grants received for site acquisition requires adjustment, then, upon receipt of the audit, the Office of Public School Construction will present the Project to the State Allocation Board for an adjustment to the Apportionment, in accordance with Education Code Section 41024 (c)(2). Adjustments

Office of Public School Construction Application Number: _____

resulting in an increase to the amount of funding provided will only be made if funds are available.

(Authority: Education Code Sections 41024 and 17375(h))

6. Financial Hardship

Should the audit report determine that there are unspent Financial Hardship Grants, then the Grantee agrees to repay the unspent Financial Hardship Grants pursuant to Education Code Section 41024(c)(2)

(Authority: Education Code Sections 41024, and 17375(h), and Regulation Section 1860.14)

Office of Public School Construction Application Number: _____

G. Advisory Listing Detailing Common Eligible Project Expenditures

Project expenditures not listed in this document will not be considered eligible for funding under the Full-Day Kindergarten Facility Grant Program. *

Project expenditures will only be considered eligible if:

- The expenditures are within the Project scope that was approved by the State Allocation Board
- The expenditures are substantiated with contracts, invoices, final billings, and verification of payment
(Authority: Education Code Section 41024)
- The expenditures are expended or encumbered prior to the time a Project is deemed complete, pursuant to Regulation Section 1860.18
(Authority: Education Code Section 17375(f))

The Grantee may seek written clarification from OPSC for items not included in the lists of eligible and ineligible Project expenditures. The local auditor may use the written response from OPSC to guide the audit of the Project expenditures.

*Project expenditures not listed in the following tables may be considered if those expenditures are reasonable and appropriate site development for the FDKFGP Project.
(Authority: Regulation Sections 1860.9(d), 1860.12(c), and 1860.12(d))

Office of Public School Construction Application Number: _____

**1. New Construction – Apportionment with Advance for Design Costs
 Or Apportionment
 Common Eligible Project Expenditures**

DESIGN COSTS		
	Type of Expenditure	Authority
a.	Advertising for Construction Bids	Ed. Code Section 17375(f)
b.	Architect’s Fee for Plans	
c.	CDE Plan Check or Site Review Fee	
d.	California Environmental Quality Act (CEQA) Associated Costs	Ed. Code Section 17375(f)
e.	Consultant Fees – specific to SFP Project(s) (prorate if necessary)	Ed. Code Section 17375(f)*
f.	Division of the State Architect (DSA) Plan Check Fee	Ed. Code Section 17375(f)
g.	Energy Analysis Fee	Ed. Code Section 17375(f)*
h.	Legal Fees associated with: <ul style="list-style-type: none"> • The review of the SFP Project-related lease agreements. • The review of the SFP Project-related contracts between districts and contractors, architects, construction managers or engineers. • The review of the SFP Project-related bid documents and bid responses. 	
i.	Local Agency Plan Check Fees	Ed. Code Section 17375(f)
j.	Preliminary Site Tests	
k.	Engineering Fees	

*These costs are recognized as components of allowable costs pursuant to EC Section 17375, and may be included as allowable expenditures under the Full-Day Kindergarten Facilities Grant Program.

Office of Public School Construction Application Number: _____

**2. New Construction - Apportionment with Advance for Site Acquisition Costs or Apportionment
 Common Eligible Project Expenditures**

	Type of Expenditure	Authority
Site Acquisition		
a.	Purchase Price of Property – provided site was not previously funded under Lease-Purchase Program or School Facility Program. Eligible purchase expenditure is the lesser of the appraised value (submitted within six months of a complete Form SAB 70-01) or actual site cost.	Ed. Code Section 17375(f)
Site (Other) (4 % Allowance)		
b.	Appraisal Fees	Ed. Code Section 17375(f)
c.	Escrow Fees	
d.	Legal Fees associated with: <ul style="list-style-type: none"> • The review of site acquisition documents • Site condemnation or relocation proceedings. 	
e.	Litigation costs not to exceed the total FDKFGP Project funding Apportionment.	
f.	Preparation of POESA and PEA when required by the Department of Toxic Substances Control.	
g.	Survey Costs	
DTSC Fees		
h.	DTSC Phase One Environmental Site Assessment (POESA) fees, Preliminary Environmental/ Endangerment Assessment (PEA) fees, and Response Action costs paid to the Department of Toxic Substances Control.	Ed. Code Section 17375(f)

Office of Public School Construction Application Number: _____

	Type of Expenditure	Authority
Hazardous Waste Removal		
i.	CEQA expenditures as long as they are not for services rendered by district personnel.	
j.	Hazardous waste removal costs - only when associated with a Department of Toxic Substances Control issued determination of a need for a Remedial Action Plan, Removal Action Work Plan or Supplemental Site Investigation Plan to address necessary cleanup. Including: <ul style="list-style-type: none"> • Expenses for Remedial Action Plan and/or Removal Action Work Plan if acted upon. • Expenses for public hearings if Remedial Action Plan and/or Removal Action Work Plan acted upon. • Expenses for Supplemental Site Investigation with a Remedial Action Plan and/or Removal Action Work Plan • Expenses for Voluntary Cleanup Agreement and/or School Cleanup Agreement 	Ed. Code Section 17375(f)
Relocation Assistance		
k.	Relocation Assistance – as long as expenditures conform to Title 25, CCR, Section 6000. This includes expenditures for the following: <ul style="list-style-type: none"> • Residential Tenant Occupant Moving expenses • Rental Assistance – payment not to exceed \$5,250 • Last Resort Housing • Residential Owner Occupant Moving expenses 	Ed. Code Section 17375(f)

Office of Public School Construction Application Number: _____

	Type of Expenditure	Authority
	<p>Replacement Housing – Not to exceed \$25,500</p> <ul style="list-style-type: none"> • Business • Moving expenses – In addition, a displaced business owner may file a claim for the following: <p>The cost directly related to modifying machinery, equipment, or other personal property to adopt it to the new site. The cost of any license, permit, or certification to reestablish a business at a new location</p> <p>The reasonable cost of any professional services necessary for planning the move, moving the property, or installation of property at the replacement site.</p> <p>When an item is not moved but replaced with a comparable item, reimbursement shall be the lessor of replacement cost or estimated cost of moving by professional mover.</p> <ul style="list-style-type: none"> • Losses of Tangible Personal Property • Searching for a Replacement Site • Re-establishment Expenses • In Lieu Payments - Any displaced person who moves or discontinues their business may elect to receive a fixed relocation payment "in lieu" of moving, losses of tangible property, searching, and reestablishment costs. 	

Office of Public School Construction Application Number: _____

**3. New Construction - Apportionment
 Common Eligible Project Expenditures**

CONSTRUCTION COSTS		
	Type of Expenditure	Authority
a.	Construction Management Fees	Ed. Code Section 17375(f)
b.	Building Construction Costs – Including: <ul style="list-style-type: none"> • Foundations • Structures • Exterior & Interior Finishes • Fittings & Fixtures • Plumbing • Electrical • Mechanical • Shade Structures 	
c.	Construction Security (Campus Security and administrative overhead – not eligible)	Ed. Code Section 17375(f)*
d.	Construction Tests	Ed. Code Section 17375(f)
e.	Costs incurred to initiate, enforce and maintain a LCP, which may include School District “third party providers” costs, district’s own Force Account labor costs, or construction manager costs.	Labor Code Section 1771.1(a) & (b)
f.	Force Account Labor – complies with the Public Contract Code and is specific to the Project, adhering to the following criteria outlined in Section 20114: <ul style="list-style-type: none"> • For School Districts with an average daily attendance less than 35,000, the total number of hours on the job does not exceed 350 hours • For School Districts with an average daily attendance of 35,000 or greater, the total number of hours on the job does not 	PCC Section 20114

Office of Public School Construction Application Number: _____

CONSTRUCTION COSTS		
	Type of Expenditure	Authority
	<p>exceed 750 hours or when the cost of material does not exceed \$21,000.</p> <ul style="list-style-type: none"> • Must be work that involves a skilled trade. <p>To be eligible must be supported by time cards or time logs.</p>	
g.**	<p>General site development within school property lines necessary for the FDKFGP Project (Including but not limited to):</p> <ul style="list-style-type: none"> • Finish Grading • Roads and Driveways • Sidewalks, stairs, & Ramps • Parking Area • Curbs and Gutters • Turfed/Paved Play Area • Playground Equipment • Surface Drains & Play Area • V-Gutters at Parking Lot • Landscaping & Irrigation System • Site Lighting • Fencing & Outdoor Walls 	Ed. Code Section 17375(f)
h.	Inspections – For services provided during construction of Project.	Ed. Code Section 17375(f)
i.**	<p>Off-site development costs on up to two immediately adjacent sides of the site necessary for the FDKFGP Project, including:</p> <ul style="list-style-type: none"> • Curbs & Gutters • Sidewalks • Street Light, Planting Areas, Street Signs, Traffic Signals, Etc., Mandated by Local Ordinances • Special District Fees • Storm Drains to Point of Connection • Safety Paths 	Ed. Code Section 17375(f)

Office of Public School Construction Application Number: _____

CONSTRUCTION COSTS		
	Type of Expenditure	Authority
j.**	<p>Service site development costs within school property lines necessary for the FDKFGP Project, including:</p> <ul style="list-style-type: none"> • Site Clearance • Demolition • Rerouting Utility Lines • Rough Grading • Soil Compaction • Storm Drains • Erosion Control • Outside Stairs & Retaining Walls • Relocation of Existing Portables • Fire Code Requirements • Multi-Level Parking 	Ed. Code Section 17375(f)
k.**	<p>Utility service costs associated with the CDE approved site size that are necessary to serve the FDKFGP capacity of the site as follows:</p> <ul style="list-style-type: none"> • Water • Sewage • Gas • Electric • Communication systems 	Ed. Code Section 17375(f)
l.	<p>Furniture and Equipment that meet all of the criteria as described in Government Code Section 16727 and the California School Accounting Manual (CSAM), Procedure 770 as follows:</p> <ul style="list-style-type: none"> • Lasts more than two years. • It is typically repaired rather than replaced. • It is an independent unit (rather than being incorporated into another unit item). • The cost of tagging and inventory is a small percentage of the item cost. • Not operational or administrative costs. 	Ed. Code Section 17375(f) & CSAM Procedure 770

Office of Public School Construction Application Number: _____

CONSTRUCTION COSTS		
	Type of Expenditure	Authority
	<p>It exceeds the minimum dollar value of capitalization threshold established by the local educational agency, but in no case should the threshold be less than \$5,000. The following types of furniture and equipment are examples that would be eligible if they met the criteria for CSAM Procedure 770:</p> <ul style="list-style-type: none"> • Projectors • Smart Boards • Freezers • Refrigerators • Stoves • Exercise equipment – Only if available for use by all students 	
m.	<p>Furniture and Equipment:</p> <ul style="list-style-type: none"> • Desks • Chairs • Built-in Storage • Cabinets • Window Coverings • White/Chalk Boards • Library Books 	Ed. Code Section 17375(f)
n.	Demolition Costs	Ed. Code Section 17375(f)
o.	Interim Housing – only eligible if new construction additions are to an existing site where classrooms temporarily are inaccessible or unsafe to house students during construction.	Ed. Code Section 17375(f)*
p.	Acquiring an existing government-owned or privately owned building, or privately financed school building, and the necessary costs of converting the government-owned or privately-owned building for public school use.	Ed. Code Section 17375(f)

Office of Public School Construction Application Number: _____

CONSTRUCTION COSTS		
	Type of Expenditure	Authority
q.	Upgrading of electrical systems, and the wiring or cabling of classrooms in order to accommodate educational technology.	Ed. Code Section 17375(f)

*These costs are recognized as components of allowable costs pursuant to EC Section 17375, and may be included as allowable expenditures under the Full-Day Kindergarten Facilities Grant Program.

**Eligible expenditures in these sections may exceed the amounts requested on the Application for Funding.

Office of Public School Construction Application Number: _____

**4. Retrofit - Apportionment with Advance for Design Costs
 Or Apportionment
 Common Eligible Project Expenditures**

DESIGN COSTS		
	Type of Expenditure	Authority
a.	Advertising for Construction Bids	Ed Code Section 17375(f)
b.	Architect's Fee for Plans	
c.	CDE Plan Check Fee	
d.	California Environmental Quality Act (CEQA) Associated Costs	Ed. Code Section 17375(f)
e.	Consultant Fees – specific to FDKFGP Project(s) (prorate if necessary)	Ed Code Section 17375(f)*
f.	Division of the State Architect (DSA) Plan Check Fee	Ed Code Section 17375(f)
g.	Energy Analysis Fee	Ed Code Section 17375(f)*
h.	Legal Fees associated with: <ul style="list-style-type: none"> • The review of the FDKFGP Project-related lease agreements. • The review of the FDKFGP Project-related contracts between districts and contractors, architects, construction managers or engineers. • The review of the FDKFGP Project-related bid documents and bid responses. 	
i.	Local Agency Plan Check Fees	Ed Code Section 17375(f)
j.	Preliminary Site Tests	
k.	Engineering Fees	

*These costs are recognized as components of allowable costs pursuant to EC Section 17375, and may be included as allowable expenditures under the Full-Day Kindergarten Facilities Grant Program.

Office of Public School Construction Application Number: _____

**5. Retrofit- Apportionment
 Common Eligible Project Expenditures**

CONSTRUCTION COSTS		
	Type of Expenditure	Authority
a.	Construction Management Fees	Ed Code Section 17375(f)
b.	Building Construction Costs – Including: <ul style="list-style-type: none"> • Foundations • Structures • Exterior & Interior Finishes • Fittings & Fixtures • Plumbing • Electrical • Mechanical • Shade Structures 	
c.	Construction Security (Campus Security not eligible and administrative overhead not eligible)	Ed Code Section 17375(f)
d.	Construction Tests	Ed Code Section 17375(f)
e.	Force Account Labor – complies with the Public Contract Code and is specific to the Project, adhering to the following criteria outlined in Section 20114: <ul style="list-style-type: none"> • For School Districts with an average daily attendance less than 35,000, the total number of hours on the job does not exceed 350 hours • For School Districts with an average daily attendance of 35,000 or greater, the total number of hours on the job does not exceed 750 hours or when the cost of material does not exceed \$21,000. • Must be work that involves a skilled trade. 	PCC Section 20114

Office of Public School Construction Application Number: _____

CONSTRUCTION COSTS		
	Type of Expenditure	Authority
	To be eligible must be supported by time cards or time logs.	
f.	Inspections – For services provided during construction of the project.	Ed Code Section 17375(f)
g.*	Utility Services – Only if approved for fifty years or older permanent building Retrofit Project	Ed Code Section 17375(f)
h.	<p>Furniture and Equipment that meet all of the criteria as described in the California School Accounting Manual (CSAM), Procedure 770 as follows:</p> <ul style="list-style-type: none"> • Lasts more than one year. • It is typically repaired rather than replaced. • It is an independent unit (rather than being incorporated into another unit item). • The cost of tagging and inventory is a small percentage of the item cost. • Not operational or administrative costs. <p>It exceeds the minimum dollar value of capitalization threshold established by the local educational agency. The following types of furniture and equipment are examples that would be eligible if they met the criteria for CSAM Procedure 770:</p> <ul style="list-style-type: none"> • Projectors • Smart Boards • Freezers • Refrigerators • Stoves • Exercise equipment – Only if available for use by all students 	Ed Code Section 17375(f) & CSAM Procedure 770
i.	<p>Furniture and Equipment:</p> <ul style="list-style-type: none"> • Desks 	Ed Code Section 17375(f)

Office of Public School Construction Application Number: _____

CONSTRUCTION COSTS		
	Type of Expenditure	Authority
	<ul style="list-style-type: none"> • Chairs • Built-in Storage • Cabinets • White/Chalk Boards • Library Books 	
j.	Demolition Costs – the cost must be attributable to replacement of “like kind” building area .	Ed Code Section 17375(f)
k.	Interim Housing	Ed Code Section 17375(f)
l.	Removal of hazardous waste from a modernization Project the DTSC has declared unsafe which does not exceed ten percent of the total modernization Apportionment.	Ed. Code Section 17375(f)
m.*	General site development within school property lines necessary for the FDKFGP Project (Including but not limited to): <ul style="list-style-type: none"> • Finish Grading • Roads and Driveways • Sidewalks, stairs, & Ramps • Parking Area • Curbs and Gutters • Turfed/Paved Play Area • Playground Equipment • Surface Drains & Play Area • V-Gutters at Parking Lot • Landscaping & Irrigation System • Site Lighting • Fencing & Outdoor Walls 	Ed Code Section 17375(f)
n.*	Service site development costs within school property lines necessary for the FDKFGP Project. Including: <ul style="list-style-type: none"> • Site Clearance • Demolition • Rerouting Utility Lines 	Ed Code Section 17375(f)

Office of Public School Construction Application Number: _____

CONSTRUCTION COSTS		
	Type of Expenditure	Authority
	<ul style="list-style-type: none"> • Rough Grading • Soil Compaction • Storm Drains • Erosion Control • Outside Stairs & Retaining Walls • Relocation of Existing Portables • Fire Code Requirements • Multi-Level Parking 	
o.	The purchase and installation of air-conditioning equipment and insulation materials and related costs	Ed Code Section 17375(f)
p.	Cost associated with fire, playground and seismic safety improvements	
q.	Upgrading of electrical systems, and the wiring or cabling of classrooms in order to accommodate educational technology	

*Eligible expenditures in these sections may exceed the amounts requested on the Application for Funding.

Office of Public School Construction Application Number: _____

6. Apportionments Pursuant to Regulation Section 1860.3(b)
Common Eligible Savings Expenditures

<u>SAVINGS COSTS</u>		
	<u>Type of Expenditure</u>	<u>Authority</u>
<u>a.</u>	<u>Instructional Materials to build capacity for the implementation of a Full-Day Kindergarten Program.</u>	<u>Ed Code Section 17375(a)(4)(B)</u>
<u>b.</u>	<u>Professional Development – For staff or consultants to develop curriculum for the professional or occupational growth and competence of instructional staff members during the time of their service to the school system or school in order to build capacity for the implementation of a Full-Day Kindergarten Program.</u> <u>The following examples are eligible expenditures only if they build capacity for the implementation of a Full-Day Kindergarten Program:</u> <ul style="list-style-type: none"> • <u>Salaries of district staff who guide teachers in the use of instructional materials and curriculum development</u> • <u>The cost of providing the environment for in-service training</u> • <u>The cost of consultants who work with teachers outside the classroom to develop a skill</u> • <u>Fees paid for an employee to attend a staff development conference that is directly applicable to their job functions</u> 	

Office of Public School Construction Application Number: _____

H. Advisory Listing Detailing Common Ineligible Project Expenditures

The following tables are intended to provide advisory listings of common, but not exhaustive, ineligible Project expenditures.

In addition to the ineligible Project expenditures listed on the following tables, any costs associated with the Grantee's local debt issuance or interest on the Grantee's local bond(s) are also ineligible Project expenditures.

The Grantee may seek written clarification from OPSC for items not included in the lists of eligible and ineligible Project expenditures. The local auditor may use the written response from OPSC to guide the audit of the Project expenditures.

Office of Public School Construction Application Number: _____

**1. New Construction – Apportionment with Advance for Design Costs
 Or Apportionment
 Common Ineligible Project Expenditures**

DESIGN COSTS		
	Type of Ineligible Expenditure	Authority
a.	Legal Fees not attributable to the Project	Ed Code Section 17375(f)
b.	For Projects that received Design funds only any site and/or construction related expenditures are not eligible	

**2. New Construction – Apportionment with Advance for Site Acquisition Costs OR
 Apportionment
 Common Ineligible Project Expenditures**

SITE ACQUISITION COSTS		
	Type of Expenditure	Authority
a.	Relocation costs not considered reasonable such as: goodwill not court ordered; the difference between the salvage value and new value of furniture and equipment costs, if the business vendor retains the furniture and equipment.	Ed Code Section 17375(f)
b.	For Projects that received site funds only (did not receive construction funds) any construction related expenditures are not eligible.	

Office of Public School Construction Application Number: _____

**3. New Construction – Apportionment
 Common Ineligible Project Expenditures**

CONSTRUCTION COSTS		
	Type of Ineligible Expenditure	Authority
a.	Administrative and overhead costs including indirect costs for general management.	Ed Code Section 17375(f)
b.	Campus supervision going beyond construction site security (such as campus security and administrative overhead).	
c.	Repair of damages incurred during construction are not eligible	
e.	Operational costs (such as service contracts and maintenance expenses or commissioning).	
f.	Supplies as described in the California School Accounting Manual (CSAM), Procedure 770.	Ed Code Section 17375(f) & CSAM Procedure 770
g.	Items not considered Furniture and Equipment because they are considered operational or supplies in nature, including: <ul style="list-style-type: none"> • Computers • Printers • Computer Carts • Teacher and student text books. • Athletic Team supplies/training equipment/uniforms. • Classroom supplies/consumables Bunsen Burners, test tubes, chemicals, mechanic wrenches, etc. • Golf Carts • Trailers • Trucks/Tractors and cars • Landscape equipment Mowers, etc. • School maintenance equipment Floor polisher/scrubber, etc. • Cleaning & janitorial supplies 	

Office of Public School Construction Application Number: _____

CONSTRUCTION COSTS		
	Type of Ineligible Expenditure	Authority
	<ul style="list-style-type: none"> • Band equipment/Uniforms • Mascot Uniforms 	
h.	Costs associated with housing new kindergarten pupils	Ed Code Section 17375(f)
i.	Acquisition and installation of portables	

Office of Public School Construction Application Number: _____

4. Retrofit – Apportionment with Advance for Design Costs OR Apportionment Common Ineligible Project Expenditures

DESIGN COSTS		
	Type of Expenditure	Authority
a.	Legal Fees not attributable to the Project	Ed Code Section 17375(f)
b.	For Projects that received Design funds only any construction related expenditures are not eligible	

5. Retrofit – Apportionment Common Ineligible Project Expenditures

	Type of Expenditure	Authority
a.	Administrative and overhead costs including indirect costs for general management.	Ed Code Section 17375(f)
b.	Campus supervision going beyond construction site security (such as campus security and administrative overhead).	
c.	Repair of damages incurred during construction are not eligible	
e.	Operational costs (such as service contracts and maintenance expenses or commissioning).	
f.	Supplies as described in the California School Accounting Manual (CSAM), Procedure 770.	Ed Code Section 17375(f)
g.	Items not considered Furniture and Equipment because they are considered operational or supplies in nature, including: <ul style="list-style-type: none"> • Computers • Printers • Computer Carts • Teacher and student text books. • Athletic Team supplies/training equipment/uniforms. • Classroom supplies/consumables 	

Office of Public School Construction Application Number: _____

	Type of Expenditure	Authority
	Bunsen Burners, test tubes, chemicals, mechanic wrenches, etc. <ul style="list-style-type: none"> • Golf Carts • Trailers • Trucks/Tractors and cars • Landscape equipment Mowers, etc. • School maintenance equipment Floor polisher/scrubber, etc. • Cleaning & janitorial supplies • Band equipment/Uniforms • Mascot Uniforms 	
h.	Costs for an improvement to extend the useful life of, or to extend the physical environments of, the school	Ed Code Section 17375(f)
i.	The replacement of portable classrooms	
j.	Acquisition and development of real property	
k.	Cost associated with routine maintenance and repair	

Office of Public School Construction Application Number: _____

I. Record Retention

Grantee shall maintain satisfactory financial accounts, documents, and records for the Project, at a Project-specific level of detail. Grantee shall also retain such financial accounts, documents, and records necessary for an audit, pursuant to Education Code Section 41024(a)(4).

Financial accounts, documents, and records may be retained electronically.
(Authority: Government Code Section 12275(a) and (b), and Education Code Section 41024)

K. Conflict of Interest

All Grantees are subject to State and Federal conflict of interest laws. Failure to comply with these laws, including business and financial disclosure provisions, will result in the application being rejected and any subsequent contract being declared void. Other legal action may also be taken. Applicable statutes include, but are not limited to, Government Code, Section 1090 and Public Contract Code, Sections 10410 and 10411, for State conflict of interest requirements.

1. Employees of the Grantee: Employees of the Grantee shall comply with all applicable provisions of law pertaining to conflicts of interest, including, but not limited to any applicable conflict of interest provisions of the California Political Reform Act, Cal. Gov't Code § 87100 et seq.
2. Employees and Consultants to the Grantee: Individuals working on behalf of the Grantee may be required by the Department to file a Statement of Economic Interests (Fair Political Practices Commission Form 700) if it is determined that an individual is a consultant for Political Reform Act purposes.

L. Severability

If any provision of this Agreement or the application thereof is held invalid, that invalidity shall not affect other provisions or applications of this Agreement which can be given effect without the invalid provision or application, and to this end the provisions of this Agreement are severable.

M. Disputes

1. Any claim that the Grantee may have regarding performance of this agreement including, but not limited to, claims for additional compensation or extension of time, shall be submitted to the Office of Public School Construction. The Office of Public

Office of Public School Construction Application Number: _____

School Construction and Grantee shall then attempt to negotiate a resolution of such claim and process an amendment to this Agreement to implement the terms of any such resolution.

2. Any claim that the Grantee may have regarding the audit report's Project expenditure determination shall be adjudicated by the Education Audit Appeals Panel, consistent with Education Code Section 41344.

N. Electronic Filing

Any communication under this Grant Agreement shall be in writing and may be transmitted by electronic means. Communication sent electronically will be effective on the date of transmission.

O. Supplement, Not Supplant

The terms and conditions of this Agreement are intended to supplement, not supplant, the laws and regulations that apply to this Project. The Grantee understands and agrees to adhere to all laws and regulations that apply to this Project, even if those laws and regulations are not specifically cited in this Agreement, consistent with Education Code Section 17375(k).

P. Exact Duplicate

This Agreement is an exact duplicate (verbatim) of the Agreement provided by the Office of Public School Construction. In the event a conflict should exist, the language in the Agreement provided by the Office of Public School Construction will prevail.

SIGNATURES

The statements set forth in this Agreement are true and correct to the best of my knowledge and belief. IN WITNESS WHEREOF, this Agreement has been executed by the parties.

NAME OF GRANTEE REPRESENTATIVE (PRINT)	PHONE NUMBER
SIGNATURE OF GRANTEE REPRESENTATIVE	DATE
SIGNATURE OF EXECUTIVE OFFICER OF THE OFFICE OF PUBLIC SCHOOL CONSTRUCTION, OR DESIGNEE	DATE

REPORT OF THE EXECUTIVE OFFICER
State Allocation Board Meeting, October 23, 2019

PROPOSED REGULATORY AMENDMENTS TO THE
CHARTER SCHOOL FACILITIES PROGRAM

PURPOSE OF REPORT

To present proposed regulatory amendments for changing the timeline for an application filing round that is the result of an election authorizing additional funding for the Charter School Facilities Program (CSFP).

DESCRIPTION

School Facility Program (SFP) Regulation Section 1859.161 stipulates that a CSFP application filing round, that is the result of an election, must open 90 days after the election and remain open for 120 calendar days

This item seeks State Allocation Board (Board) approval to amend SFP Regulation Section 1859.161 to remove the 90 and 120-day timelines which will allow the Board to determine the start date and duration for all future application filing rounds.

AUTHORITY

See Attachment B.

BACKGROUND

The CSFP has provided Charter School Preliminary Apportionments to applicants over six application filing rounds to date. Four rounds were the result of an election approving additional funding and two were the result of the Board establishing additional rounds due to available bond authority.

STAFF ANALYSIS/STATEMENTS

Assembly Bill (AB) 48 (O'Donnell, Chapter 530, Statutes of 2019) places the Public Preschool, K-12, and College Health and Safety Bond Act of 2020 on the March 2020 ballot; and if approved by voters, authorizes additional funding from the bond for the CSFP. AB 48 also includes program changes that would require the adoption and/or amendment of regulations. Adopting and/or amending regulations may take longer than 90 days to complete. Therefore, it is necessary to change the timing of the application filing period. To do so requires a regulation change. To provide a degree of certainty to applicants as to the timing of the opening of the next filing round, Staff suggests also declaring that it is the intent of the Board to have any necessary regulation changes in place to allow for the next round to open on or before March 2021 if the bond passes.

RECOMMENDATIONS

1. Adopt the proposed regulation amendment, as shown in Attachment A, that removes the requirement for an application filing period to open 90 days after an election and remain open for 120 days, and allows the Board to determine the start date and duration for all application filing periods.
2. Authorize the Executive Officer to file the proposed regulations with the OAL and make the regulations permanent.
3. Declare the Board's intent to make necessary regulation changes associated with AB 48 on a timeline that will allow the Board to open the filing round as a result of the March election within 12 months of the election date.

This Item was approved by the State Allocation Board on October 23, 2019.

ATTACHMENT A

CHARTER SCHOOL FACILITIES PROGRAM REGULATORY AMENDMENTS

Section 1859.161. Preliminary Charter School Application Submittals.

An applicant seeking a Preliminary Charter School Apportionment shall complete and submit a Form SAB 50-09 between February 2003 and March 31, 2003, or during ~~a period of 120 calendar days beginning 90 calendar days an~~ application filing period established by the Board after an election authorizing additional funding.

The Board may establish additional application filing periods as needed.

Note: Authority cited: Sections 17070.35 and 17078.64, Education Code.

Reference: Section 17078.53, Education Code.

ATTACHMENT B

AUTHORITY

Education Code (EC) Section 17070.35 states in part:

(a) In addition to all other powers and duties as are granted to the board by this chapter, other statutes, or the California Constitution, the board shall do all of the following:

(1) Adopt rules and regulations, pursuant to the rulemaking provisions of the Administrative Procedure Act, Chapter 3.5 (commencing with Section 11340) of Part 1 of Division 3 of Title 2 of the Government Code, for the administration of this chapter....

EC Section 17078.64 states in part:

(b) Except for those provisions in which the authority is expressly required or authorized to adopt regulations pursuant to this article, the board in consultation with the authority shall adopt regulations to implement this article. The board may adopt, amend, or repeal rules and regulations pursuant to this article as emergency regulations. Until July 1, 2004, the adoption, amendment, or repeal of these regulations is conclusively presumed to be necessary for the immediate preservation of the public peace, health, safety, or general welfare within the meaning of Section 11346.1 of the Government Code.

Tentative Workload

December 2019

ACTION ITEMS

REPORTS, DISCUSSION and INFORMATION ITEMS

Standard Information Items

FINANCIAL REPORTS

Status of Fund Releases

Status of Funds

Tentative Workload

January 2020

ACTION ITEMS

REPORTS, DISCUSSION and INFORMATION ITEMS

Standard Information Items

FINANCIAL REPORTS

Status of Fund Releases

Status of Funds

Tentative Workload

February 2020

ACTION ITEMS

REPORTS, DISCUSSION and INFORMATION ITEMS

Standard Information Items

FINANCIAL REPORTS

Status of Fund Releases

Status of Funds

APPEALS Received as of September 30, 2019

Appeal Received Date	District/County	Tentative SAB Date*	Description
1/16/19	Los Angeles Unified School District/Los Angeles	TBD	District is requesting to use construction contract and change order amounts as a cost estimate for a Facility Hardship project.
1/25/19	Pixley Union Elementary School District/Tulare	TBD	District requests approval of a new construction application for funding based on new construction eligibility using an alternate year for eligibility determination than the year in which the application was to be processed.
5/13/19	McFarland Unified School District/Kern	TBD	District requests to use new construction eligibility at the time the funding application was originally submitted.
6/6/19	San Marcos Unified/San Diego	TBD	District requests to use new construction eligibility at the time of application submittal.
7/29/19	Mountain Valley USD/Trinity	TBD	District request to use excess funds from a Facility Hardship project with Financial Hardship assistance towards another Facility Hardship project with Financial Hardship assistance.
10/17/17	San Bernardino City USD/San Bernardino	1/2020	District requests OPSC to accept \$870,618 in expenditures for three SFP modernization projects.
4/13/18	Washington Unified School District/Fresno	1/2020	District was inadvertently provided with design funding twice for this project and does not agree on an offset. District requests to retain the additional funding to be used towards this project.
7/31/18	Sundale Union ESD	1/2020	District is disputing allowable expenditures in regards to technology

*Please note: Tentative SAB Date is not a guaranteed meeting date and may be subject to change.

STATE ALLOCATION BOARD MEETING DATES

The remaining State Allocation Board (SAB) meeting date for the 2019 calendar year is as follows:

<u>Board Date</u>	<u>Type of Meeting</u>
December 9, 2019	Monthly (Consent/Appeals/Action)

*The projected dates and time will be determined upon the discussion with the Vice-Chair and Chair based on workload.

The SAB meets in different rooms within the State Capitol at 4:00 p.m. when the State Legislature is in session and at 2:00 p.m. when the State Legislature is out on recess. Due to scheduling changes within the Legislature, some of the SAB meetings may be canceled or changed with short notice.

INFORMATION ITEM

SCHOOL FACILITY PROGRAM NEW CONSTRUCTION AND MODERNIZATION UNFUNDED LIST (as of September 25, 2019)

The New Construction and Modernization projects on this list have received an “unfunded” approval by the State Allocation Board (SAB). Note that an “unfunded” approval does not guarantee a future apportionment by the SAB.

Published monthly in the SAB Agenda.

This report is also on OPSC’s Website at:
www.dgs.ca.gov/OPSC/Resources

County	School District	Application Number	Program	Approval	Received Date	SAB Unfunded Approval	Financial Hardship Apportionment	Loan	State Share	Total Apportionment	Cumulative Amount	Submitted Certification Letter May 2019	Grant Agreement Received as of 09/30/2019	
LOS ANGELES	REDONDO BEACH UNIFIED	57/75341-00-024	Modernization	G	8/2/2016	8/28/2019	\$0.00	0.00	\$1,305,142.00	1,305,142.00	480,378,055.54	N/A		
LOS ANGELES	REDONDO BEACH UNIFIED	57/75341-00-025	Modernization	G	8/2/2016	8/28/2019	\$0.00	0.00	\$504,546.00	504,546.00	480,882,601.54	N/A		
RIVERSIDE	PALM SPRINGS UNIFIED	50/67173-00-006	New Construction	G	8/3/2016	8/28/2019	\$0.00	0.00	\$409,584.00	409,584.00	481,292,185.54	N/A		
RIVERSIDE	PALM SPRINGS UNIFIED	50/67173-00-007	New Construction	G	8/3/2016	8/28/2019	\$0.00	0.00	\$1,135,113.00	1,135,113.00	482,427,298.54	N/A		
RIVERSIDE	PALM SPRINGS UNIFIED	50/67173-00-008	New Construction	G	8/3/2016	8/28/2019	\$0.00	0.00	\$471,098.00	471,098.00	482,898,396.54	N/A		
RIVERSIDE	PALM SPRINGS UNIFIED	50/67173-00-009	New Construction	G	8/3/2016	8/28/2019	\$0.00	0.00	\$753,644.00	753,644.00	483,652,040.54	N/A		
RIVERSIDE	PALM SPRINGS UNIFIED	50/67173-00-010	New Construction	G	8/3/2016	8/28/2019	\$0.00	0.00	\$509,021.00	509,021.00	484,161,061.54	N/A		
RIVERSIDE	PALM SPRINGS UNIFIED	50/67173-00-011	New Construction	G	8/3/2016	8/28/2019	\$0.00	0.00	\$591,197.00	591,197.00	484,752,258.54	N/A		
RIVERSIDE	PALM SPRINGS UNIFIED	50/67173-00-012	New Construction	G	8/3/2016	8/28/2019	\$0.00	0.00	\$497,236.00	497,236.00	485,249,494.54	N/A		
RIVERSIDE	PERRIS ELEMENTARY	50/67199-00-012	New Construction	G	8/5/2016	8/28/2019	\$0.00	0.00	\$14,971,682.00	14,971,682.00	500,221,176.54	N/A	Yes	
SACRAMENTO	SAN JUAN UNIFIED	57/67447-00-060	Modernization	G	8/5/2016	8/28/2019	\$0.00	0.00	\$822,766.96	822,766.96	501,043,943.50	N/A		
KERN	BAKERSFIELD CITY ELEMENTARY	50/63321-00-030	New Construction	G	8/11/2016	8/28/2019	\$0.00	0.00	\$2,977,327.00	2,977,327.00	504,021,270.50	N/A		
SOLANO	FAIRFIELD-SUISUN UNIFIED	50/70540-00-026	New Construction	G	8/11/2016	8/28/2019	\$0.00	0.00	\$1,563,012.00	1,563,012.00	505,584,282.50	N/A		
ORANGE	ANAHEIM UNION HIGH	55/66431-00-001	Career Tech New Construction	G	2/15/2019	8/28/2019	\$0.00	0.00	\$1,137,053.00	1,137,053.00	506,721,335.50	N/A		
SAN DIEGO	GROSSMONT UNION HIGH	50/68130-12-008	New Construction	G	10/29/2015	9/25/2019	\$0.00	0.00	\$3,706,335.00	3,706,335.00	510,427,670.50	N/A		
LOS ANGELES	AZUSA UNIFIED	50/64279-00-001	New Construction	G	8/11/2016	9/25/2019	\$0.00	0.00	\$115,344.00	115,344.00	510,543,014.50	N/A		
RIVERSIDE	PALM SPRINGS UNIFIED	50/67173-00-013	New Construction	G	8/12/2016	9/25/2019	\$0.00	0.00	\$328,828.00	328,828.00	510,871,842.50	N/A		
KERN	PANAMA-BUENA VISTA UNION	50/63362-00-040	New Construction	G	8/15/2016	9/25/2019	\$0.00	0.00	\$8,832,551.00	8,832,551.00	519,704,393.50	N/A		
SAN BERNARDINO	ETIWANDA ELEMENTARY	50/67702-00-015	New Construction	G	8/15/2016	9/25/2019	\$0.00	0.00	\$18,458,330.00	18,458,330.00	538,162,723.50	N/A		
KERN	PANAMA-BUENA VISTA UNION	57/63362-00-005	Modernization	G	8/15/2016	9/25/2019	\$0.00	0.00	\$3,836,955.00	3,836,955.00	541,999,678.50	N/A		
SACRAMENTO	NATOMAS UNIFIED	50/75283-00-016	New Construction	G	8/16/2016	9/25/2019	\$0.00	0.00	\$5,174,964.00	5,174,964.00	547,174,642.50	N/A		
SAN MATEO	BURLINGAME ELEMENTARY	50/68882-00-003	New Construction	G	8/18/2016	9/25/2019	\$0.00	0.00	\$4,652,966.00	4,652,966.00	551,827,608.50	N/A		
RIVERSIDE	JURUPA UNIFIED	57/67090-00-008	Modernization	G	8/18/2016	9/25/2019	\$0.00	0.00	\$2,804,821.00	2,804,821.00	554,632,429.50	N/A		
FRESNO	CLOVIS UNIFIED	57/62117-00-052	Modernization	G	8/19/2016	9/25/2019	\$0.00	0.00	\$218,853.00	218,853.00	554,851,282.50	N/A		
RIVERSIDE	RIVERSIDE UNIFIED	50/67215-00-026	New Construction	G	8/24/2016	9/25/2019	\$0.00	0.00	\$497,281.00	497,281.00	555,348,563.50	N/A		
RIVERSIDE	RIVERSIDE UNIFIED	50/67215-00-027	New Construction	G	8/24/2016	9/25/2019	\$0.00	0.00	\$341,891.00	341,891.00	555,690,454.50	N/A		
RIVERSIDE	RIVERSIDE UNIFIED	50/67215-00-028	New Construction	G	8/24/2016	9/25/2019	\$0.00	0.00	\$341,891.00	341,891.00	556,032,345.50	N/A		
LOS ANGELES	DOWNEY UNIFIED	57/64451-00-028	Modernization	G	8/24/2016	9/25/2019	\$0.00	0.00	\$6,138,875.00	6,138,875.00	562,171,220.50	N/A		
LOS ANGELES	LONG BEACH UNIFIED	57/64725-00-020	Modernization	G	8/25/2016	9/25/2019	\$0.00	0.00	\$4,072,348.00	4,072,348.00	566,243,568.50	N/A		
MENDOCINO	LAYTONVILLE UNIFIED	57/73916-00-001	Modernization	G	8/25/2016	9/25/2019	\$0.00	0.00	\$1,801,010.00	1,801,010.00	568,044,578.50	N/A		
SAN BERNARDINO	COLTON JOINT UNIFIED	57/67886-00-022	Modernization	G	8/26/2016	9/25/2019	\$0.00	0.00	\$684,268.00	684,268.00	568,728,846.50	N/A		
ALAMEDA	FREMONT UNIFIED	50/61176-00-008	New Construction	G	8/29/2016	9/25/2019	\$0.00	0.00	\$4,458,502.00	4,458,502.00	573,187,348.50	N/A		
LOS ANGELES	AZUSA UNIFIED	57/64279-00-017	Modernization	G	9/6/2016	9/25/2019	\$0.00	0.00	\$978,235.00	978,235.00	574,165,583.50	N/A		
ORANGE	NEWPORT-MESA UNIFIED	57/66597-00-037	Modernization	G	9/7/2016	9/25/2019	\$0.00	0.00	\$642,311.00	642,311.00	574,807,894.50	N/A		
ORANGE	NEWPORT-MESA UNIFIED	57/66597-00-038	Modernization	G	9/7/2016	9/25/2019	\$0.00	0.00	\$549,065.00	549,065.00	575,356,959.50	N/A		
ORANGE	NEWPORT-MESA UNIFIED	57/66597-00-039	Modernization	G	9/7/2016	9/25/2019	\$0.00	0.00	\$378,396.00	378,396.00	575,735,355.50	N/A		
RIVERSIDE	DESERT SANDS UNIFIED	57/67058-00-018	Modernization	G	9/8/2016	9/25/2019	\$0.00	0.00	\$411,870.00	411,870.00	576,147,225.50	N/A		
CONTRA COSTA	LIBERTY UNION HIGH	50/61721-00-006	New Construction	G	9/14/2016	9/25/2019	\$0.00	0.00	\$2,933,421.00	2,933,421.00	579,080,646.50	N/A		
SAN JOAQUIN	LINCOLN UNIFIED	57/68569-00-015	Modernization	G	9/14/2016	9/25/2019	\$0.00	0.00	\$2,524,491.00	2,524,491.00	581,605,137.50	N/A		
LOS ANGELES	WHITTIER CITY	50/65110-00-009	New Construction	G	9/15/2016	9/25/2019	\$0.00	0.00	\$1,974,176.00	1,974,176.00	583,579,313.50	N/A		
LOS ANGELES	WHITTIER CITY	50/65110-00-010	New Construction	G	9/16/2016	9/25/2019	\$0.00	0.00	\$339,452.00	339,452.00	583,918,765.50	N/A		
YOLO	WINTERS JOINT UNIFIED	57/72702-00-006	Modernization	G	9/16/2016	9/25/2019	\$0.00	0.00	\$766,343.00	766,343.00	584,685,108.50	N/A		
FRESNO	KERMAN UNIFIED	50/73999-00-008	New Construction	G	9/21/2016	9/25/2019	\$0.00	0.00	\$313,878.00	313,878.00	584,998,986.50	N/A		
SAN DIEGO	SAN DIEGUITO UNION HIGH	57/68346-00-006	Modernization	G	9/23/2016	9/25/2019	\$0.00	0.00	\$4,086,305.00	4,086,305.00	589,085,291.50	N/A		
SACRAMENTO	NATOMAS UNIFIED	57/75283-00-003	Modernization	G	9/23/2016	9/25/2019	\$0.00	0.00	\$1,007,559.00	1,007,559.00	590,092,850.50	N/A		
ORANGE	NEWPORT-MESA UNIFIED	57/66597-00-040	Modernization	G	9/27/2016	9/25/2019	\$0.00	0.00	\$2,882,908.00	2,882,908.00	592,975,758.50	N/A		
MADERA	MADERA UNIFIED	50/65243-00-010	New Construction	G	9/29/2016	9/25/2019	\$0.00	0.00	\$12,988,244.00	12,988,244.00	605,964,002.50	N/A		
KINGS	CORCORAN JOINT UNIFIED	57/63891-00-009	Modernization	G	9/30/2016	9/25/2019	\$0.00	0.00	\$947,215.00	947,215.00	606,911,217.50	N/A		
KINGS	CORCORAN JOINT UNIFIED	57/63891-00-010	Modernization	G	9/30/2016	9/25/2019	\$0.00	0.00	\$131,799.00	131,799.00	607,043,016.50	N/A		
ORANGE	ANAHEIM UNION HIGH	57/66431-00-015	Modernization	G	10/10/2016	9/25/2019	\$0.00	0.00	\$7,690,502.00	7,690,502.00	614,733,518.50	N/A		
SAN JOAQUIN	STOCKTON UNIFIED	57/68676-00-038	Modernization	G	10/11/2016	9/25/2019	\$0.00	0.00	\$3,207,011.00	3,207,011.00	617,940,529.50	N/A		
LOS ANGELES	LONG BEACH UNIFIED	57/64725-00-021	Modernization	G	10/13/2016	9/25/2019	\$0.00	0.00	\$8,177,966.00	8,177,966.00	626,118,495.50	N/A		
ORANGE	CAPISTRANO UNIFIED	50/66464-00-020	New Construction	G	10/25/2016	9/25/2019	\$0.00	0.00	\$8,214,064.00	8,214,064.00	634,332,559.50	N/A		
Total									\$27,170,417.24	\$10,025,945.85	\$597,136,196.41	\$634,332,559.50		

*This Unfunded List (Lack of AB 55 Loans) includes \$21.5 million for 20 projects for Charter School Facilities Program Preliminary Apportionments for Design and Site Funding.

Unfunded Charter Preliminary
As of September 25, 2019 SAB

County	School District	Application Number	Program	Approval	Received Date	SAB Date	Financial Hardship Apportionment	Loan	State Share	Total Apportionment	Prop. 47	Prop. 55	Prop. 1D	Prop. 51	
Unfunded Charter PA's															
BUTTE	CHICO UNIFIED	54/61424-00-005	Charter	P	4/1/2014	4/15/2015	0.00	249,318.00	249,318.00	498,636.00	0.00	0.00	498,636.00	0.00	
SONOMA	SANTA ROSA HIGH	54/70920-00-004	Charter	P	4/1/2014	4/15/2015	0.00	4,603,432.50	4,603,432.50	9,206,865.00	0.00	0.00	9,206,865.00	0.00	
SONOMA	SANTA ROSA HIGH	54/70920-00-003	Charter	P	4/3/2014	4/15/2015	0.00	319,127.40	319,127.40	638,254.80	0.00	0.00	638,254.80	0.00	
ALAMEDA	OAKLAND UNIFIED	54/61259-13-002	Charter	P	5/28/2014	5/27/2015	0.00	2,916,055.40	2,916,055.40	5,832,110.80	0.00	0.00	5,832,110.80	0.00	
ALAMEDA	OAKLAND UNIFIED	54/61259-13-002	Charter	P	5/28/2014	8/26/2015	0.00	8,558,059.50	8,558,059.50	17,116,119.00	0.00	0.00	17,116,119.00	0.00	
SANTA CLARA	ALUM ROCK UNION ELEMENTARY	54/69369-00-003	Charter	P	5/30/2014	12/9/2015	0.00	231,079.95	231,079.95	462,159.90	0.00	10,660.00	451,499.90	0.00	
SAN DIEGO	SAN DIEGO UNIFIED	54/68338-00-003	Charter	P	5/18/2017	1/24/2018	0.00	0.00	5,223,938.40	5,223,938.40	0.00	0.00	5,223,938.40	0.00	
SAN DIEGO	SAN DIEGO UNIFIED	54/68338-00-005	Charter	P	5/18/2017	1/24/2018	0.00	0.00	1,852,054.20	1,852,054.20	0.00	0.00	1,852,054.20	0.00	
ALAMEDA	OAKLAND UNIFIED	54/61259-09-008	Charter	P	5/26/2017	1/24/2018	0.00	1,109,148.30	1,109,148.30	2,218,296.60	0.00	0.00	2,218,296.60	0.00	
ALAMEDA	OAKLAND UNIFIED	54/61259-09-009	Charter	P	5/26/2017	1/24/2018	0.00	11,544,660.00	11,544,660.00	23,089,320.00	0.00	0.00	23,089,320.00	0.00	
SANTA BARBARA	LOMPOC UNIFIED	54/69229-00-001	Charter	P	6/1/2017	1/24/2018	0.00	135,120.30	331,062.30	466,182.60	0.00	0.00	466,182.60	0.00	
SAN DIEGO	SAN DIEGO UNIFIED	54/68338-00-006	Charter	P	6/2/2017	1/24/2018	0.00	0.00	23,036,581.80	23,036,581.80	0.00	0.00	23,036,581.80	0.00	
SAN DIEGO	SAN DIEGO UNIFIED	54/68338-00-007	Charter	P	6/2/2017	1/24/2018	0.00	0.00	11,742,390.90	11,742,390.90	0.00	0.00	11,742,390.90	0.00	
ALAMEDA	OAKLAND UNIFIED	54/61259-00-006	Charter	P	6/5/2017	1/24/2018	0.00	9,842,314.50	9,842,314.50	19,684,629.00	0.00	0.00	19,684,629.00	0.00	
ALAMEDA	OAKLAND UNIFIED	54/61259-09-006	Charter	P	6/5/2017	1/24/2018	0.00	2,139,365.70	2,139,365.70	4,278,731.40	0.00	0.00	4,278,731.40	0.00	
ALAMEDA	OAKLAND UNIFIED	54/61259-09-007	Charter	P	6/5/2017	1/24/2018	0.00	4,610,634.30	4,610,634.30	9,221,268.60	0.00	0.00	9,221,268.60	0.00	
ALAMEDA	OAKLAND UNIFIED	54/61259-09-010	Charter	P	6/5/2017	1/24/2018	0.00	1,801,854.90	1,801,854.90	3,603,709.80	0.00	0.00	3,603,709.80	0.00	
ALAMEDA	OAKLAND UNIFIED	54/61259-09-011	Charter	P	6/5/2017	1/24/2018	0.00	19,352,563.20	19,352,563.20	38,705,126.40	0.00	0.00	38,705,126.40	0.00	
ALAMEDA	OAKLAND UNIFIED	54/61259-13-005	Charter	P	6/5/2017	1/24/2018	0.00	626,722.20	626,722.20	1,253,444.40	0.00	0.00	1,253,444.40	0.00	
ALAMEDA	OAKLAND UNIFIED	54/61259-13-006	Charter	P	6/5/2017	1/24/2018	0.00	3,037,278.60	3,037,278.60	6,074,557.20	0.00	0.00	6,074,557.20	0.00	
CONTRA COSTA	WEST CONTRA COSTA UNIFIED	54/61796-04-001	Charter	P	6/5/2017	1/24/2018	0.00	6,658,852.50	6,658,852.50	13,317,705.00	0.00	0.00	13,317,705.00	0.00	
CONTRA COSTA	WEST CONTRA COSTA UNIFIED	54/61796-04-002	Charter	P	6/5/2017	1/24/2018	0.00	5,037,607.80	5,037,607.80	10,075,215.60	0.00	0.00	10,075,215.60	0.00	
MARIPOSA	MARIPOSA COUNTY UNIFIED	54/65532-00-001	Charter	P	6/5/2017	1/24/2018	0.00	0.00	1,092,709.80	1,092,709.80	0.00	0.00	1,092,709.80	0.00	
SACRAMENTO	SAN JUAN UNIFIED	54/67447-00-005	Charter	P	6/5/2017	1/24/2018	0.00	0.00	5,974,846.20	5,974,846.20	0.00	0.00	5,974,846.20	0.00	
TULARE	VISALIA UNIFIED	54/72256-00-001	Charter	P	6/5/2017	1/24/2018	0.00	3,378,707.10	3,378,707.10	6,757,414.20	0.00	0.00	6,757,414.20	0.00	
TULARE	VISALIA UNIFIED	54/72256-00-002	Charter	P	6/5/2017	1/24/2018	0.00	5,195,620.80	5,195,620.80	10,391,241.60	0.00	0.00	10,391,241.60	0.00	
TULARE	VISALIA UNIFIED	54/72256-00-003	Charter	P	6/5/2017	1/24/2018	0.00	2,169,537.30	2,169,537.30	4,339,074.60	0.00	0.00	4,339,074.60	0.00	
TULARE	VISALIA UNIFIED	54/72256-00-004	Charter	P	6/5/2017	1/24/2018	0.00	753,290.10	753,290.10	1,506,580.20	0.00	0.00	1,506,580.20	0.00	
SAN DIEGO	SAN DIEGO UNIFIED	54/68338-00-004	Charter	P	5/18/2017	2/28/2018	0.00	0.00	5,649,357.60	5,649,357.60	0.00	0.00	5,649,357.60	0.00	
SOLANO	VALLEJO CITY UNIFIED	54/70581-00-006	Charter	P	5/22/2016	2/28/2018	0.00	13,277,356.90	13,277,356.90	26,554,713.80	590,900.00	2,315,550.00	12,651,864.00	10,996,399.80	
SOLANO	VALLEJO CITY UNIFIED	54/70581-00-007	Charter	P	5/22/2016	2/28/2018	0.00	452,842.20	452,842.20	905,684.40	0.00	0.00	905,684.40	0.00	
ALAMEDA	OAKLAND UNIFIED	54/61259-12-005	Charter	P	5/26/2017	2/28/2018	0.00	1,673,397.00	1,673,397.00	3,346,794.00	0.00	0.00	3,346,794.00	0.00	
ALAMEDA	OAKLAND UNIFIED	54/61259-12-006	Charter	P	5/26/2017	2/28/2018	0.00	1,701,603.00	1,701,603.00	3,403,206.00	0.00	0.00	3,403,206.00	0.00	
SACRAMENTO	NATOMAS UNIFIED	54/75283-00-008	Charter	P	5/26/2017	2/28/2018	0.00	0.00	2,573,846.10	2,573,846.10	0.00	0.00	2,573,846.10	0.00	
LOS ANGELES	LOS ANGELES UNIFIED	54/64733-00-101	Charter	P	6/2/2017	2/28/2018	0.00	13,850,962.20	13,850,962.20	27,701,924.40	0.00	0.00	27,701,924.40	0.00	
ALAMEDA	OAKLAND UNIFIED	54/61259-00-011	Charter	P	6/2/2017	2/28/2018	0.00	9,184,988.70	9,184,988.70	18,369,977.40	0.00	0.00	18,369,977.40	0.00	
SAN DIEGO	SAN DIEGO UNIFIED	54/68338-00-008	Charter	P	6/2/2017	2/28/2018	0.00	0.00	15,156,028.80	15,156,028.80	0.00	0.00	15,156,028.80	0.00	
SANTA CLARA	MORGAN HILL UNIFIED	54/69583-00-002	Charter	P	6/5/2017	2/28/2018	0.00	6,209,740.80	6,209,740.80	12,419,481.60	0.00	0.00	12,419,481.60	0.00	
SAN DIEGO	CAJON VALLEY UNION ELEMENTARY	54/67991-00-002	Charter	P	6/5/2017	2/28/2018	0.00	2,365,949.70	2,365,949.70	4,731,899.40	0.00	0.00	4,731,899.40	0.00	
SAN DIEGO	CAJON VALLEY UNION ELEMENTARY	54/67991-00-003	Charter	P	6/5/2017	2/28/2018	0.00	1,567,601.10	1,567,601.10	3,135,202.20	0.00	0.00	3,135,202.20	0.00	
SANTA CLARA	EAST SIDE UNION HIGH	54/69427-00-005	Charter	P	6/5/2017	2/28/2018	0.00	13,973,119.20	13,973,119.20	27,946,238.40	0.00	0.00	27,946,238.40	0.00	
SANTA CLARA	EAST SIDE UNION HIGH	54/69427-00-006	Charter	P	6/5/2017	2/28/2018	0.00	246,867.30	246,867.30	493,734.60	0.00	0.00	493,734.60	0.00	
SAN DIEGO	CAJON VALLEY UNION ELEMENTARY	54/67991-00-001	Charter	P	6/5/2017	2/28/2018	0.00	4,381,450.20	4,381,450.20	8,762,900.40	0.00	0.00	8,762,900.40	0.00	
ALAMEDA	OAKLAND UNIFIED	54/61259-00-010	Charter	P	6/5/2017	2/28/2018	0.00	10,227,982.50	10,227,982.50	20,455,965.00	0.00	0.00	20,455,965.00	0.00	
SACRAMENTO	SAN JUAN UNIFIED	54/67447-00-006	Charter	P	6/5/2017	2/28/2018	0.00	0.00	5,701,526.10	5,701,526.10	0.00	0.00	5,701,526.10	0.00	
SAN BERNARDINO	SAN BERNARDINO CITY UNIFIED	54/67876-00-004	Charter	P	6/5/2017	2/28/2018	0.00	2,064,591.00	2,064,591.00	4,129,182.00	0.00	0.00	4,129,182.00	0.00	
SACRAMENTO	SACRAMENTO CITY UNIFIED	54/67439-00-007	Charter	P	6/5/2017	2/28/2018	0.00	5,049,542.70	5,049,542.70	10,099,085.40	0.00	0.00	10,099,085.40	0.00	
SACRAMENTO	SACRAMENTO CITY UNIFIED	54/67439-00-008	Charter	P	6/5/2017	2/28/2018	0.00	6,288,725.20	6,288,725.20	12,577,450.40	0.00	0.00	12,577,450.40	0.00	
SOLANO	VALLEJO CITY UNIFIED	54/70581-00-004	Charter	P	5/22/2017	05/23/2018	0.00	200,755.80	200,755.80	401,511.60	401,511.60	0.00	0.00	0.00	
SOLANO	VALLEJO CITY UNIFIED	54/70581-00-005	Charter	P	5/22/2017	05/23/2018	0.00	8,001,594.70	8,001,594.70	16,003,189.40	2,076,164.03	6,036,845.61	7,820,113.01	70,066.75	
LOS ANGELES	LOS ANGELES UNIFIED	54/64733-00-102	Charter	P	6/1/2017	05/23/2018	0.00	5,109,828.80	5,109,828.80	10,219,657.60	0.00	0.00	10,219,657.60	0.00	
SAN JOAQUIN	TRACY JOINT UNIFIED	54/75499-00-005	Charter	P	6/5/2017	05/23/2018	0.00	0.00	2,341,304.10	2,341,304.10	900,000.00	839,855.10	601,449.00	0.00	
ALAMEDA	HAYWARD UNIFIED	54/61192-02-003	Charter	P	6/5/2017	10/24/2018	0.00	7,006,307.40	7,006,307.40	14,012,614.80	0.00	0.00	14,012,614.80	0.00	
ALAMEDA	HAYWARD UNIFIED	54/61192-02-004	Charter	P	6/5/2017	10/24/2018	0.00	4,550,241.60	4,550,241.60	9,100,483.20	0.00	0.00	9,100,483.20	0.00	
ALAMEDA	SAN LORENZO UNIFIED	54/61309-00-003	Charter	P	6/5/2017	12/11/2018	0.00	7,608,998.60	7,608,998.60	15,217,997.20	0.00	0.00	15,217,997.20	0.00	
SACRAMENTO	SAN JUAN UNIFIED	54/67447-00-007	Charter	P	6/5/2017	12/11/2018	0.00	0.00	3,855,763.80	3,855,763.80	0.00	0.00	3,855,763.80	0.00	
LOS ANGELES	LOS ANGELES UNIFIED	54/64733-00-103	Charter	P	5/30/2017	5/22/2019	0.00	5,159,700.00	5,159,700.00	10,319,400.00	668,718.00	3,954,930.00	5,695,752.00	0.00	
RIVERSIDE	PERRIS ELEMENTARY	54/67199-00-001	Charter	P	6/5/2017	6/26/2019	0.00	0.00	9,523,442.70	9,523,442.70	0.00	0.00	7,455,591.70	2,067,851.00	
RIVERSIDE	PERRIS ELEMENTARY	54/67199-00-002	Charter	P	6/5/2017	6/26/2019	0.00	0.00	1,005,019.20	1,005,019.20	0.00	0.00	1,005,019.20	0.00	
Total								0.00	224,424,496.95	319,349,248.65	543,773,745.60	4,637,293.63	<		

INFORMATION ITEM

SCHOOL FACILITY PROGRAM
OFFICE OF PUBLIC SCHOOL CONSTRUCTION FUNDING WORKLOAD LISTING
(Applications Received Through September 30, 2019)

The New Construction and Modernization projects on this list represent completed applications awaiting the Office of Public School Construction (OPSC) processing and scheduling to the State Allocation Board.

This list includes future workload that is identified as:

- Pending reflects workload that has been processed by OPSC but awaiting further information/documentation from the district.
- Reviewing reflects currently being processed by OPSC.

Pursuant to SFP Regulation Section 1859.95.1, this list also includes applications that were received, but not reviewed by OPSC. This list is presented to the State Allocation Board for acknowledgement.

This list is also available on the Internet (link below) and is updated on the first and third Fridays of each month.
www.dgs.ca.gov/OPSC/Resources

SFP APPLICATIONS
New Construction and Charter School Facilities Program
- Workload as of September 30, 2019 -

District	County	Site Name	Application Number	OPSC Date Received	Estimated State Grant (a)	Financial Hardship (b)	Notification Occurred**
Raisin City Elementary	Fresno	Raisin City Elementary	50/62380-00-001	03/10/16	\$ 3,535,707	\$ 3,535,707	2/4/2019
Bayshore Elementary	San Mateo	Bayshore Elementary	50/68858-00-001	10/26/16	\$ 2,660,831	\$ 2,660,831	4/2/2019
Dinuba Unified	Tulare	New High	50/75531-00-006	10/31/16	\$ 5,179,575	\$ 5,179,575	4/2/2019
Tipton Elementary	Tulare	Tipton Elementary	50/72215-00-002	11/22/16	\$ 2,548,113	\$ 2,548,113	4/30/2019
Long Beach Unified	Los Angeles	Browning High	50/64725-00-019	12/12/16	\$ 14,094,276	\$ -	4/30/2019
Santa Maria-Bonita	Santa Barbara	Ida Redmond Taylor Elementary	50/69120-00-020	12/19/16	\$ 1,732,224	\$ -	4/30/2019
Santa Maria-Bonita	Santa Barbara	Liberty Elementary	50/69120-00-021	12/19/16	\$ 1,732,224	\$ -	4/30/2019
William S. Hart Union High	Los Angeles	Castaic High	50/65136-00-012	12/29/16	\$ 64,405,723	\$ -	4/30/2019
Folsom-Cordova Unified	Sacramento	Sundahl (Carl H.) Elementary	50/67330-21-009	01/06/17	\$ 6,088,796	\$ -	6/11/2019
Greenfield Union Elementary	Monterey	Apple Avenue Elementary	50/66035-00-002	01/07/17	\$ 2,345,428	\$ 2,345,428	6/11/2019
Corcoran Joint Unified	Kings	John Muir Middle	50/63891-00-001	01/13/17	\$ 750,830	\$ -	6/11/2019
Natomas Unified	Sacramento	Westlake K-8 Charter	50/75283-00-017	01/13/17	\$ 17,136,100	\$ -	6/11/2019
Perris Union High	Riverside	High School #4	50/67207-00-010	01/19/17	\$ 51,487,315	\$ -	6/11/2019
Pacific Elementary	Santa Cruz	Pacific Elementary	50/69781-00-001	01/20/17	\$ 111,040	\$ 111,040	6/11/2019
Pacific Elementary	Santa Cruz	Pacific Elementary	50/69781-00-002	01/20/17	\$ 111,040	\$ 111,040	6/11/2019
Arvin Union Elementary	Kern	Sierra Vista Elementary	50/63313-00-003	01/26/17	\$ 3,734,020	\$ -	6/11/2019
Visalia Unified	Tulare	Riverway Elementary	50/72256-00-030	01/26/17	\$ 11,114,715	\$ -	6/11/2019
Natomas Unified	Sacramento	Heron Elementary	50/75283-00-018	02/03/17	\$ 3,124,919	\$ -	6/11/2019
Natomas Unified	Sacramento	Discovery High	50/75283-00-019	02/03/17	\$ 518,124	\$ -	6/11/2019
Pomona Unified	Los Angeles	Philadelphia Elementary	50/64907-00-032	02/06/17	\$ 2,330,783	\$ -	6/11/2019
Corcoran Joint Unified	Kings	Mark Twain Elementary	50/63891-00-002	02/07/17	\$ 1,327,950	\$ -	6/11/2019
Los Molinos Unified	Tehama	Los Molinos Elementary	50/71571-00-001	02/07/17	\$ 553,824	\$ 553,824	6/11/2019
Stockton Unified	San Joaquin	El Dorado Elementary	50/68676-04-002	02/09/17	\$ 423,811	\$ -	6/11/2019
Sequoia Union Elementary	Tulare	Sequoia Elementary	50/72116-00-002	02/24/17	\$ 427,885	\$ 427,885	7/1/2019
Jurupa Unified	Riverside	New K-8 School #5	50/67090-00-012	03/07/17	\$ 15,507,131	\$ -	7/1/2019
William S. Hart Union High	Los Angeles	Saugus High	50/65136-00-013	03/10/17	\$ 1,505,563	\$ -	7/1/2019
Buena Vista Elementary	Tulare	Buena Vista Elementary	50/71829-00-003	03/15/17	\$ 2,966,043	\$ 2,966,043	7/1/2019
Capistrano Unified	Orange	Esencia K-8	50/66464-00-022	03/22/17	\$ 35,047,431	\$ -	7/1/2019
Scotts Valley Unified	Santa Cruz	Scotts Valley Middle	50/75432-00-001	04/20/17	\$ 5,317,001	\$ -	7/1/2019
Downey Unified	Los Angeles	Stauffer Middle	50/64451-00-014	04/21/17	\$ 2,784,640	\$ -	7/1/2019
Elk Grove Unified	Sacramento	East Franklin Elementary	50/67314-00-047	04/24/17	\$ 14,783,137	\$ -	7/1/2019
Chula Vista Elementary	San Diego	Saburo Muraoka Elementary	50/68023-00-012	04/26/17	\$ 17,912,631	\$ -	7/1/2019
Capistrano Unified	Orange	Tesoro High	50/66464-00-023	05/05/17	\$ 7,841,392	\$ -	8/6/2019
Brittan Elementary	Sutter	Brittan Elementary	50/71357-00-002	05/05/17	\$ 4,097,432	\$ 4,097,432	8/6/2019
Downey Unified	Los Angeles	Stauffer Middle	50/64451-00-015	05/08/17	\$ 2,332,553	\$ -	8/6/2019
Kern High	Kern	Foothill High	50/63529-00-009	05/17/17	\$ 968,944	\$ -	8/6/2019
Chico Unified	Butte	Inspire School of the Arts and Sciences	54/61424-00-006	05/30/17	\$ 3,183,478	\$ -	
Chico Unified	Butte	Inspire School of the Arts and Sciences	54/61424-00-007	05/30/17	\$ 2,665,668	\$ -	
Lammersville Joint Unified	San Joaquin	Peter Hansen Elementary	50/76760-00-007	06/07/17	\$ 11,873,345	\$ -	8/6/2019
Ackerman Elementary	Placer	Bowman Elementary	50/66761-00-003	06/16/17	\$ 1,068,193	\$ -	8/6/2019
Standard Elementary	Kern	Standard Middle	50/63792-00-002	06/22/17	\$ 2,065,579	\$ -	9/4/2019
Farmersville Unified	Tulare	Farmersville High	50/75325-00-008	06/23/17	\$ 1,926,790	\$ 1,926,790	9/4/2019
Imperial Unified	Imperial	Cross Elementary	50/63164-00-006	07/03/17	\$ 11,889,879	\$ -	9/4/2019
Palm Springs Unified	Riverside	Agua Caliente Elementary	50/67173-00-014	07/06/17	\$ 4,873,871	\$ -	9/4/2019
Pierce Joint Unified	Colusa	Pierce High	50/61614-00-004	07/07/17	\$ 1,480,857	\$ -	9/4/2019
Jurupa Unified	Riverside	Sunnyslope Elementary	50/67090-00-013	07/12/17	\$ 2,722,065	\$ -	9/4/2019
Oxnard Elementary	Ventura	Lemonwood Elementary	50/72538-00-013	07/19/17	\$ 12,225,183	\$ -	9/4/2019

SFP APPLICATIONS
 New Construction and Charter School Facilities Program
 - Workload as of September 30, 2019 -

District	County	Site Name	Application Number	OPSC Date Received	Estimated State Grant (a)	Financial Hardship (b)	Notification Occurred**
Sacramento County Office of Education	Sacramento	New Community School	50/10348-00-003	07/25/17	\$ 404,846	\$ 404,846	9/4/2019
Dublin Unified	Alameda	Dougherty Elementary	50/75093-00-011	07/28/17	\$ 1,998,741	\$ -	9/4/2019
Poway Unified	San Diego	Stone Ranch Elementary	50/68296-00-022	08/01/17	\$ 6,508,805	\$ -	9/4/2019
Riverside Unified	Riverside	John F. Kennedy Elementary	50/67215-00-029	08/02/17	\$ 315,887	\$ -	9/4/2019
Riverside Unified	Riverside	Emerson Elementary	50/67215-00-030	08/02/17	\$ 315,887	\$ -	9/4/2019
Chawanakee Unified	Madera	Hillside Elementary	50/75606-00-002	08/02/17	\$ 12,565,858	\$ -	9/4/2019
Sequoia Union High	San Mateo	Redwood High	50/69062-00-018	08/03/17	\$ 2,218,255	\$ -	10/2/2019
Irvine Unified	Orange	Portola Springs Elementary	50/73650-00-031	08/03/17	\$ 948,994	\$ -	10/2/2019
Dublin Unified	Alameda	Cottonwood Creek Elementary	50/75093-00-012	08/07/17	\$ 22,789,083	\$ -	10/2/2019
Corona-Norco Unified	Riverside	Augustine Ramirez Intermediate	50/67033-00-040	08/08/17	\$ 1,009,935	\$ -	10/2/2019
William S. Hart Union High	Los Angeles	Placerita Junior High	50/65136-00-014	08/09/17	\$ 2,890,803	\$ -	10/2/2019
Alisal Union	Monterey	Fremont Elementary	50/65961-00-011	08/10/17	\$ 7,231,447	\$ -	10/2/2019
Hesperia Unified	San Bernardino	Maple Elementary	50/75044-00-035	08/10/17	\$ 648,182	\$ -	10/2/2019
Murrieta Valley Unified	Riverside	Vista Murrieta High	50/75200-00-024	08/11/17	\$ 5,794,403	\$ -	10/2/2019
Porterville Unified	Tulare	Porterville High	50/75523-00-008	08/11/17	\$ 906,565	\$ -	10/2/2019
Porterville Unified	Tulare	Monache High	50/75523-00-009	08/11/17	\$ 2,525,778	\$ -	10/2/2019
Lamont Elementary	Kern	Myrtle Avenue Elementary	50/63560-00-001	08/14/17	\$ 248,990	\$ -	10/2/2019
Western Placer Unified	Placer	Lincoln High	50/66951-00-009	08/14/17	\$ 2,965,340	\$ -	10/2/2019
Sanger Unified	Fresno	Ronald W. Reagan Elementary	50/62414-00-019	08/15/17	\$ 576,555	\$ -	10/2/2019
Sanger Unified	Fresno	Sequoia Elementary	50/62414-00-020	08/15/17	\$ 972,351	\$ -	10/2/2019
Sanger Unified	Fresno	Washington Academic Middle	50/62414-00-021	08/15/17	\$ 83,348	\$ -	10/2/2019
Bakersfield City Elementary	Kern	Voorhies Elementary	50/63321-00-031	08/15/17	\$ 1,330,267	\$ -	10/2/2019
Escondido Union Elementary	San Diego	Mission Middle	50/68098-00-007	08/15/17	\$ 3,500,559	\$ -	10/2/2019
Old Adobe Union Elementary	Sonoma	Loma Vista Immersion Academy	50/70847-00-003	08/15/17	\$ 1,363,324	\$ -	10/2/2019
Natomas Unified	Sacramento	Natomas Park Elementary	50/75283-00-020	08/15/17	\$ 3,086,656	\$ -	10/2/2019
Martinez Unified	Contra Costa	Alhambra Senior High	50/61739-00-003	08/16/17	\$ 2,742,337	\$ -	10/2/2019
Escondido Union	San Diego	Quantum Academy	50/68098-00-008	08/16/17	\$ 1,410,545	\$ -	10/2/2019
Fremont Unified	Alameda	Brookvale Elementary	50/61176-00-009	08/17/17	\$ 2,518,817	\$ -	10/2/2019
Fremont Unified	Alameda	Patterson Elementary	50/61176-00-010	08/17/17	\$ 2,526,392	\$ -	10/2/2019
Alameda City Unified	Alameda	Frank Otis Elementary	50/61119-00-001	08/18/17	\$ 2,195,724	\$ -	10/2/2019
McCabe Union Elementary	Imperial	Corfman Middle	50/63180-00-004	08/18/17	\$ 706,996	\$ -	10/2/2019
Natomas Unified	Sacramento	Natomas Pacific Pathways Prep Middle	50/75283-00-021	08/18/17	\$ 3,948,395	\$ -	10/2/2019
Jurupa Unified	Riverside	New K-8 School #5	50/67090-00-014	08/23/17	\$ 3,581,554	\$ -	10/2/2019
Placer Union High	Placer	Del Oro High	50/66894-00-006	08/24/17	\$ 14,245,259	\$ -	
Cutler-Orosi Joint Unified	Tulare	Orosi High	50/71860-00-006	08/24/17	\$ 3,431,530	\$ -	
Irvine Unified	Orange	Rancho San Joaquin Middle	50/73650-00-032	08/24/17	\$ 10,223,148	\$ 10,223,148	
Merced City Elementary	Merced	Ada Givens Elementary	50/65771-00-022	08/25/17	\$ 1,205,026	\$ -	
Sacramento City Unified	Sacramento	Kit Carson Middle	50/67439-00-004	08/30/17	\$ 1,970,132	\$ -	
Capay Joint Union Elementary	Glenn	Capay Joint Union Elementary	50/62554-00-001	09/01/17	\$ 2,070,382	\$ 2,070,382	
Palo Verde Union Elementary	Tulare	Palo Verde Elementary	50/72033-00-004	09/01/17	\$ 61,069	\$ 61,069	
Irvine Unified	Orange	Heritage Field K-8	50/73650-00-033	09/06/17	\$ 41,372,337	\$ -	
Bakersfield City Elementary	Kern	Stella Hills Elementary	50/63321-00-032	09/14/17	\$ 3,229,025	\$ -	
Bakersfield City Elementary	Kern	Evergreen Elementary	50/63321-00-033	09/15/17	\$ 1,457,130	\$ -	
Weaver Union	Merced	Weaver Middle	50/65862-00-002	09/15/17	\$ 4,595,737	\$ -	
Heber Elementary	Imperial	Heber Elementary	50/63131-00-007	09/18/17	\$ 3,014,314	\$ -	
Raymond-Knowles Union Elementary	Madera	Raymond-Knowles Elementary	50/65276-00-001	09/19/17	\$ 197,883	\$ 197,883	
Burbank Unified	Los Angeles	Bret Harte Elementary	50/64337-00-003	09/21/17	\$ 630,828	\$ -	

SFP APPLICATIONS
New Construction and Charter School Facilities Program
- Workload as of September 30, 2019 -

District	County	Site Name	Application Number	OPSC Date Received	Estimated State Grant (a)	Financial Hardship (b)	Notification Occurred**
Saugus Union	Los Angeles	West Creek Academy	50/64998-00-019	09/27/17	\$ 3,699,651	\$ -	
Maple Elementary	Kern	Maple Elementary	50/63610-00-002	09/29/17	\$ 1,023,481	\$ 1,023,481	
Banta Elementary	San Joaquin	Banta Elementary	50/68486-00-003	09/29/17	\$ 196,978	\$ 196,978	
Greenfield Union Elementary	Monterey	Mary Chapa Literacy and Technology Academy	50/66035-00-003	10/03/17	\$ 749,769	\$ 749,769	
Antelope Elementary	Tehama	Antelope Elementary	50/71472-00-001	10/06/17	\$ 38,695	\$ -	
Antelope Elementary	Tehama	Antelope Elementary	50/71472-00-002	10/06/17	\$ 38,695	\$ -	
Antelope Elementary	Tehama	Antelope Elementary	50/71472-00-003	10/06/17	\$ 38,695	\$ -	
Antelope Elementary	Tehama	Antelope Elementary	50/71472-00-004	10/06/17	\$ 218,001	\$ -	
Palo Alto Unified	Santa Clara	Henry M. Gunn High	50/69641-00-003	10/11/17	\$ 3,238,427	\$ -	
Milpitas Unified	Santa Clara	Mabel Mattos Elementary	50/73387-00-001	10/12/17	\$ 16,845,997	\$ -	
Firebaugh-Las Deltas Joint Unified	Fresno	Arthur E. Mills Intermediate	50/73809-00-005	10/12/17	\$ 397,254	\$ -	
Panama-Buena Vista Union	Kern	Dolores S. Whitley Elementary	50/63362-00-041	10/16/17	\$ 12,071,259	\$ -	
Folsom-Cordova Unified	Sacramento	Sutter Middle	50/67330-21-010	10/16/17	\$ 6,584,059	\$ -	
Folsom-Cordova Unified	Sacramento	Oak Chan Elementary	50/67330-21-011	10/16/17	\$ 8,445,042	\$ -	
Lancaster Elementary	Los Angeles	Linda Verde Elementary	50/64667-00-011	10/17/17	\$ 1,115,805	\$ -	
Southern Humboldt Joint Unified	Humboldt	South Fork Junior - Senior High	50/63040-00-001	10/18/17	\$ 1,360,522	\$ -	
Southern Humboldt Joint Unified	Humboldt	Redway Elementary	50/63040-00-002	10/18/17	\$ 896,296	\$ -	
Greenfield Union Elementary	Monterey	Apple Avenue Elementary	50/66035-00-002	10/19/17	\$ 9,381,712	\$ 9,381,712	
Central Unified	Fresno	Hahn Phan Tilley	50/73965-00-019	10/23/17	\$ 11,679,644	\$ -	
Hollister Elementary	San Benito	Santana Ranch Elementary TK-8	50/67470-00-003	10/26/17	\$ 2,061,901	\$ 2,061,901	
Santa Paula Unified	Ventura	East Area 1	50/76828-00-001	10/27/17	\$ 24,572,839	\$ -	
Fremont Unified	Alameda	Lila Bringham Elementary	50/61176-00-011	10/31/17	\$ 32,667,294	\$ -	
San Benito High	San Benito	San Benito High	50/67538-00-002	10/31/17	\$ 5,002,975	\$ -	
San Marcos Unified	San Diego	Alvin M Dunn Elementary	50/73791-00-016	10/31/17	\$ 8,926,096	\$ -	
Dinuba Unified	Tulare	New High	50/75531-00-007	10/31/17	\$ 1,195,768	\$ 1,195,768	
Wiseburn Unified	Los Angeles	Wiseburn High	50/76869-00-001	10/31/17	\$ 963,069	\$ -	
San Marcos Unified	San Diego	Alvin M Dunn Elementary	50/73791-00-017	11/03/17	\$ 433,316	\$ -	
Oxnard Elementary	Ventura	Thurgood Marshall Elementary	50/72538-00-014	11/13/17	\$ 4,113,728	\$ -	
Lammersville Joint Unified	San Joaquin	Mountain House High	50/76760-00-008	11/29/17	\$ 4,515,588	\$ -	
Millville Elementary	Shasta	Millville Elementary	50/70052-00-002	12/04/17	\$ 387,910	\$ 387,910	
Hollister Elementary	San Benito	Sunnyslope Elementary	50/67470-00-004	12/07/17	\$ 5,060,372	\$ -	
Wasco Union Elementary	Kern	Teresa Burke Elementary	50/63842-00-004	12/11/17	\$ 926,805	\$ -	
Ceres Unified	Stanislaus	Central Valley High	50/71043-00-034	12/14/17	\$ 2,348,896	\$ -	
Beaumont Unified	Riverside	Starlight Elementary	50/66993-00-019	12/19/17	\$ 13,448,499	\$ -	
Kerman Unified	Fresno	Kerman High	50/73999-00-009	12/19/17	\$ 8,430,953	\$ -	
Santa Maria Joint Union High	Santa Barbara	Ernest Righetti High	50/69310-00-007	12/21/17	\$ 16,425,817	\$ -	
Irvine Unified	Orange	Stone Creek Elementary	50/73650-00-034	12/26/17	\$ 681,602	\$ -	
Fremont Unified	Alameda	American High	50/61176-00-012	01/02/18	\$ 8,941,241	\$ -	
Merced City Elementary	Merced	Franklin Elementary	50/65771-00-023	01/04/18	\$ 1,254,719	\$ -	
Butteville Union Elementary	Siskiyou	Butteville Elementary	50/70201-00-002	01/08/18	\$ 794,536	\$ -	
Menifee Union Elementary	Riverside	Elementary #14	50/67116-00-015	01/10/18	\$ 13,764,919	\$ -	
Rio Elementary	Ventura	Rio Steam K-8	50/72561-00-006	01/12/18	\$ 12,743,164	\$ -	
Redondo Beach Unified	Los Angeles	Redondo Union High	50/75341-00-001	01/16/18	\$ 2,646,278	\$ -	
San Ramon Valley Unified	Contra Costa	Stone Valley Middle	50/61804-00-042	01/17/18	\$ 2,259,928	\$ -	
Monson-Sultana Joint Union Elementary	Tulare	Monson-Sultana Elementary	50/72009-00-002	01/22/18	\$ 189,699	\$ 189,699	
Escondido Union	San Diego	Central Elementary	50/68098-00-009	01/23/18	\$ 3,704,661	\$ -	
Fairfield-Suisun Unified	Solano	Public Safety Academy	50/70540-00-027	01/25/18	\$ 4,803,198	\$ -	

SFP APPLICATIONS
New Construction and Charter School Facilities Program
- Workload as of September 30, 2019 -

District	County	Site Name	Application Number	OPSC Date Received	Estimated State Grant (a)	Financial Hardship (b)	Notification Occurred**
Irvine Unified	Orange	Creekside High	50/73650-00-035	01/25/18	\$ 1,579,717	\$ -	
Irvine Unified	Orange	Sierra Vista Middle	50/73650-00-036	01/25/18	\$ 1,572,100	\$ -	
Irvine Unified	Orange	South Lake Middle	50/73650-00-037	01/25/18	\$ 870,227	\$ -	
Southern Kern Unified	Kern	Hamilton Elementary	50/63776-00-002	02/13/18	\$ 11,736,558	\$ 11,736,558	
West Park Elementary	Fresno	West Park Elementary	50/62539-00-001	02/15/18	\$ 528,065	\$ 528,065	
Beaumont Unified	Riverside	Beaumont Senior High	50/66993-00-020	02/20/18	\$ 965,901	\$ -	
Carpinteria Unified	Santa Barbara	Carpinteria Family	50/69146-00-002	02/27/18	\$ 1,382,615	\$ -	
Carpinteria Unified	Santa Barbara	Canalino Elementary	50/69146-00-003	02/27/18	\$ 1,252,982	\$ -	
Irvine Unified	Orange	Eastshore Elementary	50/73650-00-038	03/02/18	\$ 835,854	\$ -	
Irvine Unified	Orange	Venado Middle	50/73650-00-039	03/02/18	\$ 2,231,969	\$ -	
Corona-Norco Unified	Riverside	John Adams Elementary	50/67033-00-041	03/06/18	\$ 3,086,390	\$ -	
Roseville Joint Union High	Placer	New High School #6	50/66928-00-008	03/12/18	\$ 26,629,500	\$ -	
Tulare City	Tulare	Alpine Vista Elementary	50/72231-00-005	03/13/18	\$ 3,969,972	\$ -	
Gerber Union Elementary	Tehama	Gerber Elementary	50/71548-00-001	03/15/18	\$ 468,016	\$ 468,016	
Newman-Crows Landing Unified	Stanislaus	Hurd Barrington Elementary	50/73601-00-005	03/16/18	\$ 578,350	\$ -	
Snowline Joint Unified	San Bernardino	New Elementary	50/73957-00-016	03/19/18	\$ 1,850,720	\$ 1,850,720	
Snowline Joint Unified	San Bernardino	New Elementary	50/73957-00-017	03/19/18	\$ 84,062	\$ 84,062	
Snowline Joint Unified	San Bernardino	New Elementary	50/73957-00-018	03/19/18	\$ 84,062	\$ 84,062	
San Jacinto Unified	Riverside	New Middle School	50/67249-00-017	03/21/18	\$ 25,322,444	\$ -	
Irvine Unified	Orange	Loma Ridge Elementary	50/73650-00-040	03/21/18	\$ 33,872,655	\$ -	
Guadalupe Union Elementary	Santa Barbara	New Middle	50/69203-00-001	03/22/18	\$ 9,470,146	\$ 9,470,146	
Livingston Union	Merced	Campus Park Elementary	50/65748-00-003	03/28/18	\$ 2,247,743	\$ -	
Livingston Union	Merced	Selma Herndon Elementary	50/65748-00-004	03/28/18	\$ 1,101,192	\$ -	
Livingston Union	Merced	Yamato Colony Elementary	50/65748-00-005	03/28/18	\$ 774,268	\$ -	
Victor Elementary	San Bernardino	Elementary School #20	50/67918-00-011	03/30/18	\$ 10,935,579	\$ -	
Madera Unified	Madera	Matilda Torres High	50/65243-00-011	04/03/18	\$ 36,161,659	\$ -	
San Jose Unified	Santa Clara	San Jose High	50/69666-00-001	04/06/18	\$ 471,583	\$ -	
Corona-Norco Unified	Riverside	Lincoln Alternative Elementary	50/67033-00-042	04/10/18	\$ 1,641,187	\$ -	
Inquin Unified	Orange	Rancho San Joaquin Middle	50/73650-00-041	04/11/18	\$ 1,108,967	\$ -	
Coalinga-Huron Unified	Fresno	Huron Elementary	50/62125-00-005	04/13/18	\$ 3,166,987	\$ -	
Coalinga-Huron Unified	Fresno	Henry F Bishop Elementary	50/62125-00-006	04/13/18	\$ 2,601,786	\$ -	
Coalinga-Huron Unified	Fresno	Nell Dawson Elementary	50/62125-00-007	04/13/18	\$ 3,397,140	\$ -	
Coalinga-Huron Unified	Fresno	Huron Middle	50/62125-00-008	04/13/18	\$ 3,304,410	\$ -	
Santa Maria Joint Union High	Santa Barbara	Ag Ed & Career Tech Center	50/69310-00-008	04/17/18	\$ 4,547,024	\$ -	
San Marcos Unified	San Diego	San Marcos Middle	50/73791-00-018	04/17/18	\$ 9,500,378	\$ -	
Clay Joint Elementary	Fresno	Clay Elementary	50/62109-00-003	04/19/18	\$ 1,422,476	\$ 1,422,476	
Buckeye Union Elementary	El Dorado	Charter Montessori Valley View Campus	50/61838-00-008	04/23/18	\$ 2,289,961	\$ -	
Oxnard	Ventura	Elm Street Elementary	50/72538-00-015	04/30/18	\$ 8,595,811	\$ -	
Oakley Union Elementary	Contra Costa	Summer Lake Elementary	50/61762-00-011	05/03/18	\$ 11,345,343	\$ 11,345,343	
Centinela Valley Union High	Los Angeles	Lawndale High	50/64352-00-006	05/04/18	\$ 5,840,880	\$ -	
Sutter Union High	Sutter	Sutter High	50/71449-00-003	05/08/18	\$ 6,127,663	\$ 6,127,663	
Sanger Unified	Fresno	Sanger Educational Complex	50/62414-00-022	05/11/18	\$ 24,284,563	\$ -	
Wasco Union Elementary	Kern	Palm Avenue Elementary	50/63842-00-005	05/21/18	\$ 1,363,433	\$ 1,363,433	
Visalia Unified	Tulare	Denton Elementary	50/72256-00-031	05/21/18	\$ 9,966,124	\$ -	
Jurupa Unified	Riverside	Glen Avon Elementary	50/67090-00-015	05/22/18	\$ 914,157	\$ -	
San Dieguito Union High	San Diego	Pacific Trails Middle	50/68346-00-005	05/29/18	\$ 6,239,976	\$ -	
Bakersfield City	Kern	Noble Elementary	50/63321-00-034	05/31/18	\$ 1,584,750	\$ -	

SFP APPLICATIONS
New Construction and Charter School Facilities Program
- Workload as of September 30, 2019 -

District	County	Site Name	Application Number	OPSC Date Received	Estimated State Grant (a)	Financial Hardship (b)	Notification Occurred**
Konocti Unified	Lake	Lower Lake High	50/64022-00-001	05/31/18	\$ 478,657	\$ -	
Kern High	Kern	Independence High	50/63529-00-010	06/05/18	\$ 9,406,276	\$ -	
Caruthers Unified	Fresno	Caruthers Elementary	50/75598-00-001	06/05/18	\$ 1,702,182	\$ -	
Brea-Olinda Unified	Orange	Olinda Elementary	50/66449-00-002	06/08/18	\$ 867,837	\$ -	
Woodland Joint Unified	Yolo	Spring Lake Elementary	50/72710-00-006	06/08/18	\$ 4,633,025	\$ -	
Corona-Norco Unified	Riverside	Norco Elementary	50/67033-00-043	06/12/18	\$ 1,937,594	\$ -	
Riverdale Joint Unified	Fresno	Riverdale Elementary	50/75408-00-002	06/14/18	\$ 1,719,374	\$ -	
Fairfield-Suisun Unified	Solano	Grange Middle	50/70540-00-028	06/18/18	\$ 2,732,268	\$ -	
Walnut Valley Unified	Los Angeles	Quail Summit Elementary	50/73460-00-010	06/20/18	\$ 324,226	\$ -	
Lemoore Union High	Kings	Lemoore High	50/63982-00-002	06/22/18	\$ 1,221,650	\$ -	
Tulare Joint Union High	Tulare	Tulare Western High	50/72249-00-003	06/22/18	\$ 602,300	\$ -	
San Marcos Unified	San Diego	La Costa Meadows Elementary	50/73791-00-019	06/25/18	\$ 1,622,639	\$ -	
San Marcos Unified	San Diego	La Costa Meadows Elementary	50/73791-00-020	06/25/18	\$ 981,918	\$ -	
Dinuba Unified	Tulare	New High	50/75531-00-006	06/27/18	\$ 48,607,132	\$ 48,607,132	
Bakersfield City	Kern	Leo G Pauly Elementary	50/63321-00-035	06/28/18	\$ 1,464,460	\$ -	
Bakersfield City	Kern	Leo G Pauly Elementary	50/63321-00-036	06/28/18	\$ 1,692,826	\$ -	
Western Placer Unified	Placer	Glen Edwards Middle	50/66951-00-010	06/29/18	\$ 4,168,288	\$ -	
Fowler Unified	Fresno	Fowler High	50/62158-00-002	07/05/18	\$ 1,662,406	\$ -	
Guadalupe Union Elementary	Santa Barbara	Kermit McKenzie Junior High	50/69203-00-002	07/06/18	\$ 1,692,026	\$ -	
Irvine Unified	Orange	Cypress Village Elementary	50/73650-00-042	07/06/18	\$ 1,394,110	\$ -	
Irvine Unified	Orange	Woodbridge High	50/73650-00-043	07/06/18	\$ 3,041,419	\$ -	
Bakersfield City	Kern	Hort Elementary	50/63321-00-037	07/10/18	\$ 2,574,301	\$ -	
Bakersfield City	Kern	Bessie E Owens Intermediate	50/63321-00-038	07/12/18	\$ 1,416,427	\$ -	
Bakersfield City	Kern	Evergreen Elementary	50/63321-00-039	07/13/18	\$ 1,381,396	\$ -	
Merced City Elementary	Merced	Rudolph Rivera Elementary	50/65771-00-024	07/13/18	\$ 744,286	\$ -	
Imperial County Office of Education	Imperial	La Paloma Elementary	50/10132-01-005	07/16/18	\$ 117,011	\$ 117,011	
Imperial County Office of Education	Imperial	Cross Elementary	50/10132-02-002	07/16/18	\$ 234,022	\$ 234,022	
Imperial County Office of Education	Imperial	Calexico High	50/10132-03-006	07/16/18	\$ 234,022	\$ 234,022	
Imperial County Office of Education	Imperial	La Victoria Elementary	50/10132-03-007	07/16/18	\$ 351,032	\$ 351,032	
Imperial County Office of Education	Imperial	De Anza 9th Grade Academy	50/10132-03-008	07/16/18	\$ 351,032	\$ 351,032	
Fairfield-Suisun Unified	Solano	Fairview Elementary	50/70540-00-029	07/16/18	\$ 2,577,077	\$ -	
Liberty Elementary	Tulare	Liberty Elementary	50/71985-00-004	07/16/18	\$ 3,015,213	\$ -	
Gustine Unified	Merced	Gustine High	50/73619-00-006	07/16/18	\$ 2,092,598	\$ 2,092,598	
Hanford Elementary	Kings	Martin Luther King Jr Elementary	50/63917-00-004	07/19/18	\$ 2,798,162	\$ -	
Sequoia Union High	San Mateo	TIDE Academy	50/69062-01-009	07/19/18	\$ 17,996,168	\$ -	
Oxnard	Ventura	Emilie Ritchen Elementary	50/72538-00-016	07/19/18	\$ 808,227	\$ -	
Oxnard	Ventura	Norman R Brekke Elementary	50/72538-00-017	07/19/18	\$ 645,848	\$ -	
Oxnard	Ventura	Christa McAuliffe Elementary	50/72538-00-018	07/19/18	\$ 863,865	\$ -	
Lucia Mar Unified	San Luis Obispo	Oceano Elementary	50/68759-00-008	07/25/18	\$ 3,960,355	\$ -	
Gustine Unified	Merced	Romero Elementary	50/73619-00-007	07/26/18	\$ 1,420,047	\$ 1,420,047	
Ripon Unified	San Joaquin	Colony Oak Elementary	50/68650-00-007	07/27/18	\$ 8,081,016	\$ -	
Oxnard	Ventura	Lemonwood Elementary	50/72538-00-019	07/27/18	\$ 1,937,447	\$ -	
Oxnard	Ventura	Elm Street Elementary	50/72538-00-020	07/27/18	\$ 832,824	\$ -	
Oxnard	Ventura	Thurgood Marshall Elementary	50/72538-00-021	07/27/18	\$ 957,376	\$ -	
Oxnard	Ventura	McKinna Elementary	50/72538-00-022	07/27/18	\$ 10,247,550	\$ -	
Oxnard	Ventura	McKinna Elementary	50/72538-00-023	07/27/18	\$ 960,061	\$ -	
Kern High	Kern	Frontier High	50/63529-00-011	07/30/18	\$ 4,390,293	\$ -	

SFP APPLICATIONS
New Construction and Charter School Facilities Program
- Workload as of September 30, 2019 -

District	County	Site Name	Application Number	OPSC Date Received	Estimated State Grant (a)	Financial Hardship (b)	Notification Occurred**
Oxnard	Ventura	Ramona Elementary	50/72538-00-024	07/30/18	\$ 660,882	\$ -	
Irvine Unified	Orange	Springbrook Elementary	50/73650-00-044	07/30/18	\$ 1,626,156	\$ -	
Konocti Unified	Lake	Lower Lake Elementary	50/64022-00-002	08/06/18	\$ 350,352	\$ -	
Redlands Unified	San Bernardino	Mission Elementary	50/67843-00-009	08/06/18	\$ 532,726	\$ -	
Clovis Unified	Fresno	Reagan Elementary	50/62117-00-022	08/07/18	\$ 440,947	\$ -	
Clovis Unified	Fresno	Reyburn Intermediate	50/62117-00-023	08/07/18	\$ 441,108	\$ -	
Clovis Unified	Fresno	James S Fugman Elementary	50/62117-00-024	08/07/18	\$ 254,782	\$ -	
Atwater Elementary	Merced	Peggy Heller Elementary	50/65631-00-005	08/07/18	\$ 2,312,887	\$ -	
Tustin Unified	Orange	Robert Heideman Elementary	50/73643-00-022	08/07/18	\$ 1,447,625	\$ -	
Los Banos Unified	Merced	Pacheco High	50/65755-00-011	08/08/18	\$ 1,492,303	\$ -	
Southern Kern Unified	Kern	Tropico Middle	50/63776-00-004	08/09/18	\$ 11,870,062	\$ 11,870,062	
Los Banos Unified	Merced	Volta Elementary	50/65755-00-012	08/09/18	\$ 1,076,430	\$ -	
Pajaro Valley Unified	Santa Cruz	Aptos Junior High	50/69799-00-009	08/09/18	\$ 2,254,552	\$ -	
Pajaro Valley Unified	Santa Cruz	Valencia Elementary	50/69799-00-010	08/09/18	\$ 1,457,285	\$ -	
Chico Unified	Butte	Neal Dow Elementary	50/61424-00-007	08/10/18	\$ 1,589,066	\$ -	
Chico Unified	Butte	Marigold Elementary	50/61424-00-008	08/10/18	\$ 656,036	\$ -	
Chico Unified	Butte	Loma Vista	50/61424-00-009	08/10/18	\$ 667,338	\$ -	
Chico Unified	Butte	Shasta Elementary	50/61424-00-010	08/10/18	\$ 1,691,974	\$ -	
Albany City Unified	Alameda	Albany Middle	50/61127-00-003	08/13/18	\$ 4,492,118	\$ -	
Bakersfield City	Kern	New Elementary	50/63321-00-040	08/15/18	\$ 14,612,348	\$ 14,612,348	
Roberts Ferry Union Elementary	Stanislaus	Roberts Ferry Union Elementary	50/71233-00-002	08/15/18	\$ 537,066	\$ 537,066	
Monson-Sultana Joint Union Elementary	Tulare	Monson-Sultana Elementary	50/72009-00-003	08/15/18	\$ 1,324,540	\$ 1,324,540	
Willows Unified	Glenn	Murdock Elementary	50/62661-00-001	08/17/18	\$ 1,303,978	\$ -	
Centinela Valley Union High	Los Angeles	Hawthorne High	50/64352-00-007	08/17/18	\$ 1,122,890	\$ -	
Anaheim Union High	Orange	Dale Junior High	50/66431-05-002	08/17/18	\$ 2,491,096	\$ -	
Anaheim Union High	Orange	Oxford Academy	50/66431-05-003	08/17/18	\$ 1,470,799	\$ -	
Corona-Norco Unified	Riverside	Dr Bernice Jameson Todd Academy	50/67033-00-044	08/17/18	\$ 5,996,385	\$ -	
Templeton Unified	San Luis Obispo	Templeton High	50/68841-00-002	08/17/18	\$ 3,406,620	\$ -	
Gustine Unified	Merced	Gustine Middle	50/73619-00-008	08/17/18	\$ 1,458,100	\$ 1,458,100	
Gustine Unified	Merced	Gustine Elementary	50/73619-00-009	08/17/18	\$ 1,433,571	\$ 1,433,571	
Irvine Unified	Orange	Canyon View Elementary	50/73650-00-045	08/17/18	\$ 932,595	\$ -	
Yuba County Office of Education	Yuba	Virginia School	50/10587-00-004	08/22/18	\$ 613,950	\$ 613,950	
Yuba County Office of Education	Yuba	Virginia School	50/10587-00-005	08/22/18	\$ 382,468	\$ 382,468	
Corona-Norco Unified	Riverside	Rondo Elementary	50/67033-00-045	08/22/18	\$ 16,832,543	\$ -	
San Dieguito Union High	San Diego	San Dieguito High Academy	50/68346-00-006***	08/23/18	\$ 6,836,372	\$ -	
Rocklin Unified	Placer	Elementary #12	50/75085-00-014***	08/23/18	\$ 16,135,519	\$ -	
San Carlos Elementary	San Mateo	San Carlos Charter Learning Center	50/69021-00-001***	08/24/18	\$ 5,939,528	\$ -	
Irvine Unified	Orange	Meadow Park Elementary	50/73650-00-046***	08/24/18	\$ 1,149,109	\$ -	
Irvine Unified	Orange	Brywood Elementary	50/73650-00-047***	08/24/18	\$ 1,094,082	\$ -	
Roseville City Elementary	Placer	Riego Creek Elementary	50/66910-00-015***	08/29/18	\$ 13,101,726	\$ -	
Tahoe-Truckee Unified	Placer	Kings Beach Elementary	50/66944-00-006***	08/29/18	\$ 1,810,817	\$ -	
Tahoe-Truckee Unified	Placer	Tahoe Truckee High	50/66944-00-007***	08/29/18	\$ 7,839,397	\$ -	
Tahoe-Truckee Unified	Placer	Donner Trail Elementary	50/66944-00-008***	08/29/18	\$ 564,411	\$ -	
Los Angeles Unified	Los Angeles	Castlebay Lane Elementary	50/64733-00-144***	08/30/18	\$ 2,539,262	\$ -	
Los Angeles Unified	Los Angeles	Latona Avenue Elementary	50/64733-00-145***	08/30/18	\$ 2,758,524	\$ -	
Los Angeles Unified	Los Angeles	Porter Ranch Community	50/64733-00-146***	08/30/18	\$ 3,054,672	\$ -	
Los Angeles Unified	Los Angeles	Normont Elementary	50/64733-00-147***	08/30/18	\$ 2,467,384	\$ -	

SFP APPLICATIONS
 New Construction and Charter School Facilities Program
 - Workload as of September 30, 2019 -

District	County	Site Name	Application Number	OPSC Date Received	Estimated State Grant (a)	Financial Hardship (b)	Notification Occurred**
Los Angeles Unified	Los Angeles	Multnomah Street Elementary	50/64733-34-001***	08/30/18	\$ 2,490,317	\$ -	
Galt Joint Union High	Sacramento	Galt High	50/67355-00-006***	09/04/18	\$ 2,262,821	\$ -	
Los Angeles Unified	Los Angeles	Berendo Middle	50/64733-00-148***	09/05/18	\$ 2,756,321	\$ -	
Sacramento County Office of Education	Sacramento	New Community School	50/10348-00-004***	09/06/18	\$ 675,200	\$ 675,200	
Robla Elementary	Sacramento	Main Avenue Elementary	50/67421-00-001***	09/06/18	\$ 2,737,939	\$ -	
Robla Elementary	Sacramento	Main Avenue Elementary	50/67421-00-002***	09/06/18	\$ 1,707,611	\$ -	
Jacoby Creek Elementary	Humboldt	Jacoby Creek	50/62893-00-001***	09/07/18	\$ 347,010	\$ 347,010	
Tulare Joint Union High	Tulare	Tulare Union High	50/72249-00-004***	09/07/18	\$ 3,358,975	\$ -	
Stockton Unified	San Joaquin	Kennedy Elementary	50/68676-01-003***	09/10/18	\$ 6,750,094	\$ -	
Sanger Unified	Fresno	Ronald W Reagan Elementary	50/62414-00-023***	09/12/18	\$ 429,395	\$ -	
Brawley Elementary	Imperial	La Paloma	50/63073-00-002***	09/12/18	\$ 12,914,632	\$ -	
Los Angeles Unified	Los Angeles	Porter Ranch Community	50/64733-00-149***	09/12/18	\$ 3,478,337	\$ -	
Los Angeles Unified	Los Angeles	Crenshaw Senior High	51/64733-00-004*	09/17/18	\$ 3,570,460	\$ -	
Santa Rosa High	Sonoma	Roseland Accelerated Middle	54/70920-00-003	08/09/19	\$ 354,586	\$ -	
Santa Rosa High	Sonoma	Roseland Accelerated Middle	54/70920-00-004	08/09/19	\$ 5,114,925	\$ -	
					\$ 1,472,055,848	\$ 185,750,008	
					Total	\$ 1,657,805,855	

NEW CONSTRUCTION FUNDING SUB-TOTALS	\$ 1,457,166,731	\$ 185,750,008
NEW CONSTRUCTION FACILITY HARDSHIP - NON SEISMIC	\$ -	\$ -
NEW CONSTRUCTION FUNDING TOTAL		\$1,642,916,738
NEW CONSTRUCTION FACILITY HARDSHIP - SEISMIC	\$ 3,570,460	\$ -
CHARTER SCHOOLS	\$ 11,318,657	\$ -

(a) Represents estimated state share of project including excessive cost grants. Amounts shown have not been reviewed by OPSC for compliance with all School Facility Program requirements.

(b) Represents estimated financial hardship. Amounts shown have not been reviewed by OPSC for compliance with all School Facility Program requirements.

*Facility Hardship project requesting Seismic Mitigation Program funding.

** School districts have been notified that the Office of Public School Construction will begin processing the district's application in the near future.

SFP APPLICATIONS
 Modernization School Facilities Program
 - Workload as of September 30, 2019 -

District	County	Site Name	Application Number	OPSC Date Received	Estimated State Grant (a)	Financial Hardship (b)	Notification Occurred**
Sonora Elementary	Tuolumne	Sonora Elementary	57/72371-00-004	11/08/16	\$ 1,360,167	\$ -	5/1/2019
Sonora Elementary	Tuolumne	Sonora Elementary	57/72371-00-003	11/09/16	\$ 2,067,799	\$ -	5/1/2019
Rosemead Elementary	Los Angeles	Janson Elementary	57/64931-00-010	11/16/16	\$ 2,582,808	\$ -	5/1/2019
Rosemead Elementary	Los Angeles	Janson Elementary	57/64931-00-011	11/16/16	\$ 2,586,682	\$ -	5/1/2019
Rosemead Elementary	Los Angeles	Encinita Elementary	57/64931-00-012	11/16/16	\$ 1,556,508	\$ -	5/1/2019
Grossmont Union High	San Diego	Chaparral High	57/68130-00-025	11/17/16	\$ 2,162,636	\$ -	5/1/2019
Santa Paula Unified	Ventura	Renaissance High	57/76828-00-001	11/17/16	\$ 735,739	\$ -	5/1/2019
Azusa Unified	Los Angeles	Paramount Elementary	57/64279-00-018	11/18/16	\$ 2,861,302	\$ -	5/1/2019
Culver City Unified	Los Angeles	El Marino Elementary	57/64444-00-015	11/18/16	\$ 1,354,409	\$ -	5/1/2019
Duarte Unified	Los Angeles	Northview Intermediate	57/64469-00-011	11/22/16	\$ 3,232,275	\$ -	5/1/2019
Alvord Unified	Riverside	Norte Vista Hihh	57/66977-00-015	11/22/16	\$ 2,222,641	\$ -	5/1/2019
Traver Joint Elementary	Tulare	Traver Elementary	57/72223-00-002	11/22/16	\$ 105,143	\$ 70,096	5/1/2019
Saddleback Valley Unified	Orange	Mission Viejo High	57/73635-00-038	11/23/16	\$ 4,096,931	\$ -	5/1/2019
Saddleback Valley Unified	Orange	Trabuco Hills High	57/73635-00-039	11/29/16	\$ 2,199,511	\$ -	5/1/2019
Santa Barbara Unified	Santa Barbara	La Colina Junior High	57/76786-00-009	11/29/16	\$ 964,894	\$ -	5/1/2019
Princeton Joint Unified	Glenn	Princeton Junior-Senior High	57/62646-00-001	12/01/16	\$ 1,050,884	\$ -	5/1/2019
Princeton Joint Unified	Glenn	Princeton Elementary	57/62646-00-002	12/01/16	\$ 344,816	\$ -	5/1/2019
Placer Union High	Placer	Placer High	57/66894-00-010	12/01/16	\$ 3,190,203	\$ -	5/1/2019
Torrance Unified	Los Angeles	Torrance High	57/65060-00-035	12/06/16	\$ 4,209,195	\$ -	5/1/2019
Merced City Elementary	Merced	Hoover Middle	57/65771-00-012	12/07/16	\$ 3,805,712	\$ -	5/1/2019
Stockton Unified	San Joaquin	Edison Senior High	57/68676-00-039	12/07/16	\$ 16,101,918	\$ -	5/1/2019
Newport-Mesa Unified	Orange	Corona Del Mar High	57/66597-00-041	12/12/16	\$ 5,555,425	\$ -	5/1/2019
Palm Springs Unified	Riverside	Raymond Cree Middle	57/67173-00-010	12/12/16	\$ 588,722	\$ -	5/1/2019
Franklin-McKinley Elementary	Santa Clara	Franklin Elementary	57/69450-00-010	12/14/16	\$ 2,358,216	\$ -	5/1/2019
Placer Union High	Placer	Del Oro High	57/66894-00-011	12/15/16	\$ 2,787,304	\$ -	5/1/2019
Garden Grove Unified	Orange	Marie Hare Continuation High	57/66522-00-086	12/21/16	\$ 894,001	\$ -	5/1/2019
Moreno Valley Unified	Riverside	Edgemont Elementary	57/67124-00-009	12/23/16	\$ 1,059,890	\$ -	5/1/2019
Moreno Valley Unified	Riverside	Moreno Valley High	57/67124-00-010	12/23/16	\$ 1,667,764	\$ -	5/1/2019
Alvord Unified	Riverside	Crista S. McAuliffe Elementary	57/66977-00-016	12/28/16	\$ 840,231	\$ -	5/1/2019
Alvord Unified	Riverside	La Sierra High	57/66977-00-017	12/28/16	\$ 2,715,598	\$ -	5/1/2019
Alvord Unified	Riverside	Foothill Elementary	57/66977-00-018	12/28/16	\$ 1,508,459	\$ -	5/1/2019
Jurupa Unified	Riverside	Peralta Elementary	57/67090-00-009	12/29/16	\$ 690,106	\$ -	5/1/2019
Folsom-Cordova Unified	Sacramento	Sundahl (Carl H.) Elementary	57/67330-21-005	01/06/17	\$ 1,900,623	\$ -	6/11/2019
Woodville Elementary	Tulare	Woodville Elementary	57/72298-00-002	01/06/17	\$ 173,771	\$ 115,847	6/11/2019
Lancaster Elementary	Los Angeles	Joshua Elementary	57/64667-00-008	01/11/17	\$ 1,514,346	\$ -	6/11/2019
Hollister Elementary	San Benito	Cerra Vista Elementary	57/67470-00-001	01/11/17	\$ 1,097,653	\$ -	6/11/2019
Hollister Elementary	San Benito	Calaveras Elementary	57/67470-00-002	01/11/17	\$ 1,120,146	\$ -	6/11/2019
Torrance Unified	Los Angeles	North High	57/65060-00-036	01/12/17	\$ 2,283,123	\$ -	6/11/2019
Corcoran Joint Unified	Kings	John Muir Middle	57/63891-00-011	01/13/17	\$ 2,251,630	\$ -	6/11/2019
Merced City Elementary	Merced	Chenoweth Elementary	57/65771-00-013	01/17/17	\$ 1,341,801	\$ -	6/11/2019
Merced City Elementary	Merced	Chenoweth Elementary	57/65771-00-014	01/17/17	\$ 667,044	\$ -	6/11/2019
Rincon Valley Unioin Elementary	Sonoma	Binkley Elementary	57/70896-00-009	01/17/17	\$ 1,397,839	\$ -	6/11/2019
Rincon Valley Unioin Elementary	Sonoma	Madrone Elementary	57/70896-00-010	01/17/17	\$ 592,830	\$ -	6/11/2019
Colton Joint Unified	San Bernardino	Bloomington High	57/67686-00-024	01/18/17	\$ 1,674,492	\$ -	6/11/2019
Pacific Elementary	Santa Cruz	Pacific Elementary	57/69781-00-001	01/20/17	\$ 47,565	\$ 31,710	6/11/2019
Westside Union Elementary	Los Angeles	Cottonwood Elementary	57/65102-00-004	01/24/17	\$ 2,226,796	\$ -	6/11/2019
Gridley Unified	Butte	Sycamore Middle	57/75507-00-001	01/24/17	\$ 669,187	\$ -	6/11/2019

SFP APPLICATIONS
 Modernization School Facilities Program
 - Workload as of September 30, 2019 -

District	County	Site Name	Application Number	OPSC Date Received	Estimated State Grant (a)	Financial Hardship (b)	Notification Occurred**
Gridley Unified	Butte	Sycamore Middle	57/75507-00-002	01/24/17	\$ 662,920	\$ -	6/11/2019
Gridley Unified	Butte	Wilson Elementary	57/75507-00-003	01/24/17	\$ 995,603	\$ -	6/11/2019
Gridley Unified	Butte	Wilson Elementary	57/75507-00-004	01/24/17	\$ 892,537	\$ -	6/11/2019
Gridley Unified	Butte	McKinley Elementary	57/75507-00-005	01/24/17	\$ 1,397,840	\$ -	6/11/2019
Pollock Pines Elementary	El Dorado	Pinewood Elementary	57/61960-00-001	01/25/17	\$ 1,147,329	\$ -	6/11/2019
Pollock Pines Elementary	El Dorado	Sierra Ridge Middle	57/61960-00-002	01/25/17	\$ 1,339,531	\$ -	6/11/2019
Atascadero Unified	San Luis Obispo	Santa Rosa Academy	57/68700-00-004	01/25/17	\$ 3,603,262	\$ -	6/11/2019
Arvin Union Elementary	Kern	Haven Drive Middle	57/63313-00-001	01/26/17	\$ 1,572,811	\$ -	6/11/2019
Pixley Union Elementary	Tulare	Pixley Union Elementary	57/72041-00-001	01/26/17	\$ 3,570,061	\$ 2,380,041	6/11/2019
Atascadero Unified	San Luis Obispo	San Gabriel Elementary	57/68700-00-005	02/01/17	\$ 2,680,991	\$ -	6/11/2019
San Carlos Elementary	San Mateo	Tierra Linda Middle	57/69021-00-011	02/01/17	\$ 4,135,922	\$ -	6/11/2019
Jurupa Unified	Riverside	Ina Arbuckle Elementary	57/67090-00-010	02/03/17	\$ 2,565,897	\$ -	6/11/2019
San Juan Unified	Sacramento	Citrus Heights Elementary	57/67447-00-061	02/03/17	\$ 310,415	\$ -	6/11/2019
Corcoran Joint Unified	Kings	Mark Twain Elementary	57/63891-00-012	02/07/17	\$ 2,019,861	\$ -	6/11/2019
Newcastle Elementary	Placer	Newcastle Elementary	57/66852-00-002	02/07/17	\$ 80,508	\$ 53,672	6/11/2019
Grossmont Union High	San Diego	El Capitan High	57/68130-00-026	02/07/17	\$ 242,388	\$ -	6/11/2019
Tahoe-Truckee Joint Unified	Placer	Glenshire Elementary	57/66944-00-013	02/13/17	\$ 1,042,848	\$ -	6/11/2019
Tracy Unified	San Joaquin	South West Park Elementary	57/75499-00-011	02/14/17	\$ 2,659,552	\$ -	6/11/2019
Azusa Unified	Los Angeles	Center Middle	57/64279-00-019	02/15/17	\$ 3,296,598	\$ -	6/11/2019
Alameda Unified	Alameda	Alameda High	57/61119-01-001	02/23/17	\$ 1,679,127	\$ -	7/1/2019
Banta Elementary	San Joaquin	Banta Elementary	57/68486-00-002	02/23/17	\$ 80,632	\$ 53,755	7/1/2019
Sequoia Union Elementary	Tulare	Sequoia Elementary	57/72116-00-002	02/24/17	\$ 168,807	\$ 112,538	7/1/2019
Jurupa Unified	Riverside	Jurupa Valley High	57/67090-00-011	02/27/17	\$ 1,595,262	\$ -	7/1/2019
San Juan Unified	Sacramento	Bella Vista High	57/67447-00-062	02/27/17	\$ 741,237	\$ -	7/1/2019
Southern Humboldt Joint Unified	Humboldt	South Fork High	57/63040-00-001	03/03/17	\$ 2,114,533	\$ -	7/1/2019
Atascadero Unified	San Luis Obispo	Atascadero Junior High	57/68700-00-006	03/03/17	\$ 5,164,441	\$ -	7/1/2019
Desert Sands Unified	Riverside	La Quinta Middle	57/67058-00-019	03/06/17	\$ 2,566,440	\$ -	7/1/2019
Palm Springs Unified	Riverside	Agua Caliente Elementary	57/67173-00-011	03/07/17	\$ 1,179,108	\$ -	7/1/2019
Sierra Sands Unified	Kern	Burroughs High	57/73742-00-009	03/07/17	\$ 8,093,864	\$ 5,395,909	7/1/2019
San Ramon Valley Unified	Contra Costa	Bollinger Canyon Elementary	57/61804-00-026	03/13/17	\$ 502,912	\$ -	7/1/2019
San Ramon Valley Unified	Contra Costa	Los Cerros Middle	57/61804-00-027	03/13/17	\$ 1,001,109	\$ -	7/1/2019
Sierra Sands Unified	Kern	Murray Middle	57/73742-00-010	03/13/17	\$ 4,810,926	\$ 3,207,284	7/1/2019
Azusa Unified	Los Angeles	Slauson Middle	57/64279-00-020	03/15/17	\$ 4,694,932	\$ -	7/1/2019
San Ramon Valley Unified	Contra Costa	Pine Valley Middle	57/61804-00-028	03/16/17	\$ 858,187	\$ -	7/1/2019
San Ramon Valley Unified	Contra Costa	Tassajara Hills Elementary	57/61804-00-029	03/16/17	\$ 670,550	\$ -	7/1/2019
Dinuba Unified	Tulare	Dinuba High	57/75531-00-013	03/16/17	\$ 840,068	\$ 560,046	7/1/2019
Dinuba Unified	Tulare	Jefferson Elementary	57/75531-00-014	03/16/17	\$ 190,260	\$ 126,840	7/1/2019
Dinuba Unified	Tulare	Lincoln Elementary	57/75531-00-015	03/16/17	\$ 100,240	\$ 66,827	7/1/2019
Torrance Unified	Los Angeles	Calle Mayor Middle School	57/65060-00-037	03/22/17	\$ 1,326,473	\$ -	7/1/2019
Downey Unified	Los Angeles	Stauffer Middle	57/64451-00-029	03/23/17	\$ 7,237,121	\$ -	7/1/2019
Central Elementary	San Bernardino	Dona Merced Elementary	57/67645-00-006	03/28/17	\$ 700,193	\$ -	7/1/2019
Central Elementary	San Bernardino	Bear Gulch Elementary	57/67645-00-007	03/28/17	\$ 826,805	\$ -	7/1/2019
Clovis Unified	Fresno	Red Bank Elementary	57/62117-00-055	04/04/17	\$ 3,090,137	\$ -	7/1/2019
Twin Rivers Unified	Sacramento	Frontier Elementary	57/76505-00-042	04/05/17	\$ 798,413	\$ -	7/1/2019
Twin Rivers Unified	Sacramento	Castori Elementary	57/76505-00-043	04/05/17	\$ 625,660	\$ -	7/1/2019
Twin Rivers Unified	Sacramento	Northwood Elementary	57/76505-00-044	04/05/17	\$ 676,898	\$ -	7/1/2019
Potter Valley Community Unified	Mendocino	Potter Valley High	57/73866-00-001	04/07/17	\$ 1,812,691	\$ -	7/1/2019

SFP APPLICATIONS
 Modernization School Facilities Program
 - Workload as of September 30, 2019 -

District	County	Site Name	Application Number	OPSC Date Received	Estimated State Grant (a)	Financial Hardship (b)	Notification Occurred**
Scotts Valley Unified	Santa Cruz	Scotts Valley Middle	57/75432-00-002	04/20/17	\$ 4,228,965	\$ -	7/1/2019
Central Elementary	San Bernardino	Central Elementary	57/67645-00-008	04/24/17	\$ 809,201	\$ -	7/1/2019
Menlo Park City Elementary	San Mateo	Laurel Elementary	57/68965-00-006	04/24/17	\$ 1,812,907	\$ -	7/1/2019
Fullerton Joint Union High	Orange	Sunny Hills High	57/66514-00-016	04/26/17	\$ 2,230,396	\$ -	7/1/2019
San Francisco Unified	San Francisco	Redding Elementary	57/68478-79-004	04/26/17	\$ 1,649,358	\$ -	7/1/2019
San Benito High	San Benito	San Benito High	57/67538-00-002	04/27/17	\$ 1,033,724	\$ -	7/1/2019
San Benito High	San Benito	San Benito High	57/67538-00-003	04/27/17	\$ 3,781,733	\$ -	7/1/2019
San Benito High	San Benito	San Benito High	57/67538-00-004	04/27/17	\$ 797,124	\$ -	7/1/2019
Snowline Joint Unified	San Bernardino	Pinon Hills Elementary	57/73957-00-001	05/01/17	\$ 307,916	\$ 205,278	8/6/2019
Snowline Joint Unified	San Bernardino	Serrano High	57/73957-00-002	05/01/17	\$ 1,802,099	\$ 1,201,400	8/6/2019
Snowline Joint Unified	San Bernardino	Baldy Elementary	57/73957-00-003	05/01/17	\$ 542,518	\$ 361,679	8/6/2019
Snowline Joint Unified	San Bernardino	Chaparral Continuation High	57/73957-00-004	05/01/17	\$ 126,468	\$ 84,312	8/6/2019
Snowline Joint Unified	San Bernardino	Phelan Elementary	57/73957-00-005	05/01/17	\$ 390,288	\$ 260,192	8/6/2019
Snowline Joint Unified	San Bernardino	Quail Valley Middle	57/73957-00-006	05/01/17	\$ 235,451	\$ 156,967	8/6/2019
Snowline Joint Unified	San Bernardino	Wrightwood Elementary	57/73957-00-007	05/01/17	\$ 258,119	\$ 172,080	8/6/2019
Snowline Joint Unified	San Bernardino	Pinon Mesa Middle	57/73957-00-008	05/01/17	\$ 515,478	\$ 343,652	8/6/2019
Escalon Unified	San Joaquin	Escalon High	57/68502-00-003	05/04/17	\$ 195,585	\$ -	8/6/2019
Taft City Elementary	Kern	Lincoln Junior High	57/63800-00-007	05/09/17	\$ 3,922,144	\$ -	8/6/2019
Konocti Unified	Lake	Lower Lake High	57/64022-00-010	05/09/17	\$ 759,579	\$ -	8/6/2019
Konocti Unified	Lake	Lower Lake Elementary	57/64022-00-011	05/09/17	\$ 702,458	\$ -	8/6/2019
Kern High	Kern	Foothill High	57/63529-00-011	05/17/17	\$ 1,668,200	\$ -	8/6/2019
Pomona Unified	Los Angeles	Fremont Academy	57/64907-00-031	05/23/17	\$ 190,358	\$ -	8/6/2019
San Jacinto Unified	Riverside	De Anza Elementary	57/67249-00-006	05/23/17	\$ 2,730,216	\$ -	8/6/2019
San Jacinto Unified	Riverside	Park Hill	57/67249-00-007	05/23/17	\$ 2,557,969	\$ -	8/6/2019
San Ramon Valley Unified	Contra Costa	Iron Horse Middle	57/61804-00-030	05/26/17	\$ 903,361	\$ -	8/6/2019
Whittier City Elementary	Los Angeles	Dexter Middle	57/65110-00-013	06/02/17	\$ 5,030,095	\$ -	8/6/2019
Los Angeles Unified	Los Angeles	Drew (Charles) Middle	57/64733-00-600	06/06/17	\$ 4,199,849	\$ -	8/6/2019
Los Angeles Unified	Los Angeles	Kittridge Elementary	57/64733-00-601	06/06/17	\$ 1,095,503	\$ -	8/6/2019
Los Angeles Unified	Los Angeles	Hamasaki (Riggin) Elementary	57/64733-00-602	06/06/17	\$ 1,287,581	\$ -	8/6/2019
Los Angeles Unified	Los Angeles	Loyola Village Elementary	57/64733-00-603	06/06/17	\$ 1,649,253	\$ -	8/6/2019
Los Angeles Unified	Los Angeles	Graham Elementary	57/64733-00-610	06/06/17	\$ 3,852,882	\$ -	8/6/2019
Los Angeles Unified	Los Angeles	Tenth Street Elementary	57/64733-00-611	06/06/17	\$ 3,555,182	\$ -	8/6/2019
Los Angeles Unified	Los Angeles	Belmont Senior High	57/64733-11-013	06/06/17	\$ 1,992,944	\$ -	8/6/2019
Los Angeles Unified	Los Angeles	Loreto Street Elementary	57/64733-00-604	06/12/17	\$ 969,228	\$ -	8/6/2019
Los Angeles Unified	Los Angeles	West Vernon Avenue Elementary	57/64733-00-605	06/12/17	\$ 3,129,659	\$ -	8/6/2019
Los Angeles Unified	Los Angeles	Alphonso B Perez Special Education Center	57/64733-00-606	06/12/17	\$ 2,182,080	\$ -	8/6/2019
Los Angeles Unified	Los Angeles	Loren Miller Elementary	57/64733-00-607	06/12/17	\$ 2,062,559	\$ -	8/6/2019
Los Angeles Unified	Los Angeles	Marvin Elementary	57/64733-00-608	06/12/17	\$ 1,761,910	\$ -	8/6/2019
Los Angeles Unified	Los Angeles	Fairfax Senior High	57/64733-00-609	06/12/17	\$ 2,391,709	\$ -	8/6/2019
Cucamonga Elementary	San Bernardino	The Ontario Center	57/67694-00-004	06/15/17	\$ 2,691,763	\$ -	8/6/2019
Ackerman Elementary	Placer	Bowman Elementary	57/66761-00-004	06/16/17	\$ 2,019,694	\$ -	8/6/2019
Ceres Unified	Stanislaus	Ceres High	57/71043-00-014	06/19/17	\$ 1,693,230	\$ -	8/6/2019
Los Angeles Unified	Los Angeles	Burton Street Elementary	57/64733-00-612	06/20/17	\$ 2,776,042	\$ -	8/6/2019
Los Angeles Unified	Los Angeles	State Street Elementary	57/64733-00-613	06/20/17	\$ 2,176,320	\$ -	8/6/2019
Los Angeles Unified	Los Angeles	Sherman Oaks Center for Enriched Studies	57/64733-00-614	06/20/17	\$ 2,125,578	\$ -	8/6/2019
Los Angeles Unified	Los Angeles	Parthenia Street Elementary	57/64733-00-615	06/20/17	\$ 2,387,217	\$ -	8/6/2019
Los Angeles Unified	Los Angeles	James Monroe High	57/64733-00-616	06/20/17	\$ 1,784,276	\$ -	8/6/2019

SFP APPLICATIONS
 Modernization School Facilities Program
 - Workload as of September 30, 2019 -

District	County	Site Name	Application Number	OPSC Date Received	Estimated State Grant (a)	Financial Hardship (b)	Notification Occurred**
Los Angeles Unified	Los Angeles	Robert Louis Stevenson Middle	57/64733-05-017	06/20/17	\$ 1,225,590	\$ -	8/6/2019
Los Angeles Unified	Los Angeles	Montague Charter Academy	57/64733-38-023	06/20/17	\$ 1,849,493	\$ -	8/6/2019
Twin Rivers Unified	Sacramento	Foothill High	57/76505-00-045	06/21/17	\$ 215,624	\$ -	9/4/2019
Twin Rivers Unified	Sacramento	Woodlake Elementary	57/76505-00-047	06/21/17	\$ 936,133	\$ -	9/4/2019
Twin Rivers Unified	Sacramento	Orchard Elementary	57/76505-00-048	06/21/17	\$ 677,836	\$ -	9/4/2019
Twin Rivers Unified	Sacramento	D. W. Babcock Elementary	57/76505-02-001	06/21/17	\$ 12,100	\$ -	9/4/2019
Twin Rivers Unified	Sacramento	Hagginwood Elementary	57/76505-02-003	06/21/17	\$ 477,469	\$ -	9/4/2019
Fullerton Joint Union High	Orange	Troy High	57/66514-00-017	06/22/17	\$ 3,425,704	\$ -	9/4/2019
Jurupa Unified	Riverside	Rubidoux High	57/67090-00-012	06/22/17	\$ 4,876,717	\$ -	9/4/2019
San Ramon Valley Unified	Contra Costa	Charlotte Wood Middle	57/61804-00-031	06/29/17	\$ 1,162,640	\$ -	9/4/2019
Los Angeles Unified	Los Angeles	Elizabeth Learning Center	57/64733-00-617	07/06/17	\$ 1,635,587	\$ -	9/4/2019
Los Angeles Unified	Los Angeles	Sylmar Senior High	57/64733-00-618	07/06/17	\$ 3,027,167	\$ -	9/4/2019
Los Angeles Unified	Los Angeles	Griffith Middle	57/64733-00-619	07/06/17	\$ 3,023,576	\$ -	9/4/2019
Chaffey Joint Union High	San Bernardino	Rancho Cucamonga High	57/67652-00-004	07/12/17	\$ 9,398,565	\$ -	9/4/2019
Gustine Unified	Stanislaus	Gustine High	57/73619-00-005	07/13/17	\$ 1,279,608	\$ -	9/4/2019
Brawley Elementary	Imperial	Barbara Worth Junior High	57/63073-00-003	07/14/17	\$ 1,076,419	\$ -	9/4/2019
Chaffey Joint Union High	San Bernardino	Etiwanda High	57/67652-00-005	07/14/17	\$ 19,425,446	\$ -	9/4/2019
La Habra City Elementary	Orange	Walnut Elementary	57/66563-00-009	07/17/17	\$ 2,669,971	\$ -	9/4/2019
Lincoln Unified	San Joaquin	Claudia Landeen Elementary	57/68569-00-016	07/17/17	\$ 1,012,180	\$ -	9/4/2019
Lincoln Unified	San Joaquin	Lincoln Elementary	57/68569-00-017	07/17/17	\$ 798,973	\$ -	9/4/2019
Los Angeles Unified	Los Angeles	Hoover Street Elementary	57/64733-00-620	07/18/17	\$ 2,493,434	\$ -	9/4/2019
Los Angeles Unified	Los Angeles	Griffin Avenue Elementary	57/64733-00-621	07/18/17	\$ 1,748,486	\$ -	9/4/2019
Los Angeles Unified	Los Angeles	El Sereno Middle	57/64733-34-016	07/18/17	\$ 467,371	\$ -	9/4/2019
Los Angeles Unified	Los Angeles	Reseda High	57/64733-39-008	07/18/17	\$ 1,622,731	\$ -	9/4/2019
Central Union High	Imperial	Southwest High	57/63115-00-003	07/25/17	\$ 2,983,443	\$ -	9/4/2019
Los Angeles Unified	Los Angeles	Kennedy (John F.) High	57/64733-00-622	07/25/17	\$ 1,378,141	\$ -	9/4/2019
Los Angeles Unified	Los Angeles	Hale Charter School Academy	57/64733-00-623	07/25/17	\$ 4,231,576	\$ -	9/4/2019
Los Angeles Unified	Los Angeles	Dana (Richard Henry) Middle	57/64733-20-019	07/25/17	\$ 1,049,442	\$ -	9/4/2019
Larkspur Elementary	Marin	Hall Middle	57/65367-00-006	07/26/17	\$ 855,664	\$ -	9/4/2019
Santa Paula Unified	Ventura	McKeveitt Elementary	57/76828-00-002	07/26/17	\$ 1,300,289	\$ -	9/4/2019
Torrance Unified	Los Angeles	Bert M. Lynn Middle	57/65060-00-038	07/28/17	\$ 741,833	\$ -	9/4/2019
Torrance Unified	Los Angeles	Edison Elementary	57/65060-00-039	07/28/17	\$ 326,165	\$ -	9/4/2019
Torrance Unified	Los Angeles	Evelyn Carr Elementary	57/65060-00-040	07/28/17	\$ 73,359	\$ -	9/4/2019
Torrance Unified	Los Angeles	Casimir Middle	57/65060-00-041	07/28/17	\$ 274,729	\$ -	9/4/2019
Torrance Unified	Los Angeles	Jefferson Middle	57/65060-00-042	07/28/17	\$ 811,892	\$ -	9/4/2019
Temecula Valley Unified	Riverside	Temecula Elementary	57/75192-00-008	07/28/17	\$ 712,375	\$ -	9/4/2019
Twin Rivers Unified	Sacramento	Noralto Elementary	57/76505-00-050	07/28/17	\$ 912,660	\$ -	9/4/2019
Torrance Unified	Los Angeles	Riviera Elementary	57/65060-00-043	07/31/17	\$ 522,319	\$ -	9/4/2019
Los Angeles Unified	Los Angeles	White Point Elementary	57/64733-00-624	08/01/17	\$ 1,863,739	\$ -	9/4/2019
Placer Union High	Placer	Placer High	57/66894-00-012	08/01/17	\$ 464,452	\$ -	9/4/2019
Torrance Unified	Los Angeles	Towers Elementary	57/65060-00-044	08/02/17	\$ 654,453	\$ -	9/4/2019
Sequoia Union High	San Mateo	Redwood High	57/69062-00-037	08/03/17	\$ 560,989	\$ -	10/2/2019
Los Angeles Unified	Los Angeles	Chatsworth Senior High	57/64733-00-625	08/08/17	\$ 1,777,658	\$ -	10/2/2019
Los Angeles Unified	Los Angeles	Leland Street Elementary	57/64733-00-626	08/08/17	\$ 811,630	\$ -	10/2/2019
Los Angeles Unified	Los Angeles	Van Nuys Elementary	57/64733-00-627	08/08/17	\$ 2,651,877	\$ -	10/2/2019
Los Angeles Unified	Los Angeles	Stagg Street Elementary	57/64733-00-628	08/08/17	\$ 1,593,293	\$ -	10/2/2019
Azusa Unified	Los Angeles	Henry Dalton Elementary	57/64279-00-021	08/11/17	\$ 2,870,170	\$ -	10/2/2019

SFP APPLICATIONS
 Modernization School Facilities Program
 - Workload as of September 30, 2019 -

District	County	Site Name	Application Number	OPSC Date Received	Estimated State Grant (a)	Financial Hardship (b)	Notification Occurred**
Porterville Unified	Tulare	Porterville High	57/75523-00-015	08/11/17	\$ 6,176,901	\$ -	10/2/2019
Porterville Unified	Tulare	Monache High	57/75523-00-016	08/11/17	\$ 3,199,635	\$ -	10/2/2019
Larkspur Elementary	Marin	Neil Cummins Elementary	57/65367-00-007	08/14/17	\$ 754,398	\$ -	10/2/2019
Rincon Valley Union Elementary	Sonoma	Village Elementary Charter	57/70896-00-011	08/14/17	\$ 1,634,597	\$ -	10/2/2019
Los Angeles Unified	Los Angeles	Coldwater Canyon Elementary	57/64733-00-629	08/16/17	\$ 2,719,964	\$ -	10/2/2019
Los Angeles Unified	Los Angeles	San Fernando Senior High	57/64733-73-005	08/16/17	\$ 4,443,145	\$ -	10/2/2019
Escondido Union	San Diego	Quantum Academy	57/68098-00-013	08/16/17	\$ 985,189	\$ -	10/2/2019
Merced River Union Elementary	Merced	Washington Elementary	57/73726-00-001	08/17/17	\$ 112,778	\$ 75,186	10/2/2019
McSwain Union Elementary	Merced	McSwain Elementary	57/65763-00-003	08/18/17	\$ 161,469	\$ 107,646	10/2/2019
Natomas Unified	Sacramento	Natomas Pacific Pathways Prep Middle	57/75283-00-004	08/18/17	\$ 2,479,644	\$ -	10/2/2019
Caruthers Unified	Fresno	Caruthers High	57/75598-00-003	08/21/17	\$ 2,758,739	\$ -	10/2/2019
Burbank Unified	Los Angeles	Thomas Jefferson Elementary	57/64337-00-018	08/22/17	\$ 138,270	\$ -	10/2/2019
Irvine Unified	Orange	Santiago Hills Elementary	57/73650-00-021	08/23/17	\$ 335,448	\$ -	10/2/2019
Irvine Unified	Orange	College Park Elementary	57/73650-00-022	08/23/17	\$ 470,630	\$ -	10/2/2019
Irvine Unified	Orange	Culverdale Elementary	57/73650-00-023	08/23/17	\$ 597,498	\$ -	10/2/2019
Washington Unified	Fresno	West Fresno Elementary	57/76778-00-004	08/29/17	\$ 688,283	\$ -	
Los Angeles Unified	Los Angeles	Markham (Edwin) Middle	57/64733-00-630	08/30/17	\$ 1,804,655	\$ -	
Los Angeles Unified	Los Angeles	Bell Senior High	57/64733-00-631	08/30/17	\$ 2,084,470	\$ -	
Sacramento City Unified	Sacramento	Kit Carson Middle	57/67439-00-075	08/30/17	\$ 38,707	\$ -	
Rincon Valley Union Elementary	Sonoma	Matanzas Elementary	57/70896-00-012	08/31/17	\$ 666,550	\$ -	
Central Union Elementary	Kings	Akers Elementary	57/63883-00-001	09/01/17	\$ 434,796	\$ 289,864	
Torrance Unified	Los Angeles	West High	57/65060-00-045	09/01/17	\$ 3,338,116	\$ -	
Palo Verde Union Elementary	Tulare	Palo Verde Elementary	57/72033-00-002	09/01/17	\$ 30,247	\$ 20,164	
North Monterey County Unified	Monterey	North Monterey County High	57/73825-00-010	09/07/17	\$ 3,519,183	\$ -	
Sweetwater Union High	San Diego	Sweetwater High	57/68411-00-043	09/08/17	\$ 3,597,141	\$ -	
Sweetwater Union High	San Diego	Hilltop Middle	57/68411-00-044	09/08/17	\$ 1,611,256	\$ -	
Sweetwater Union High	San Diego	Chula Vista Senior High	57/68411-00-045	09/08/17	\$ 3,194,421	\$ -	
Sweetwater Union High	San Diego	Mar Vista Middle	57/68411-00-046	09/08/17	\$ 1,406,447	\$ -	
Sweetwater Union High	San Diego	Mar Vista Senior High	57/68411-00-047	09/08/17	\$ 2,037,649	\$ -	
Sweetwater Union High	San Diego	Castle Park Senior High	57/68411-00-048	09/08/17	\$ 2,157,524	\$ -	
Twin Rivers Unified	Sacramento	Woodridge Elementary	57/76505-00-052	09/08/17	\$ 573,298	\$ -	
Twin Rivers Unified	Sacramento	Grant Union High	57/76505-00-054	09/08/17	\$ 1,915,763	\$ -	
Los Angeles Unified	Los Angeles	Robert Frost Middle	57/64733-00-632	09/13/17	\$ 5,038,547	\$ -	
Los Angeles Unified	Los Angeles	Hart Street Elementary	57/64733-00-633	09/13/17	\$ 676,654	\$ -	
Los Angeles Unified	Los Angeles	Alta Loma Elementary	57/64733-10-003	09/13/17	\$ 820,154	\$ -	
Escondido Union	San Diego	Mission Middle	57/68098-00-014	09/14/17	\$ 3,201,633	\$ -	
Weaver Union	Merced	Weaver Middle	57/65862-00-002	09/15/17	\$ 2,210,240	\$ -	
Los Angeles Unified	Los Angeles	Capistrano Avenue Elementary	57/64733-00-634	09/20/17	\$ 1,204,765	\$ -	
Newport-Mesa Unified	Orange	Roy O. Andersen Elementary	57/66597-00-042	09/20/17	\$ 255,268	\$ -	
Burbank Unified	Los Angeles	Bret Harte Elementary	57/64337-00-019	09/21/17	\$ 138,270	\$ -	
Victor Elementary	San Bernardino	Village Elementary	57/67918-00-006	09/25/17	\$ 871,723	\$ -	
Victor Elementary	San Bernardino	Mojave Vista Elementary	57/67918-00-007	09/25/17	\$ 904,696	\$ -	
Yreka Union High	Siskiyou	Yreka High	57/70516-00-003	09/25/17	\$ 750,864	\$ 500,576	
Maple Elementary	Kern	Maple Elementary	57/63610-00-003	09/29/17	\$ 1,658,089	\$ 1,105,393	
Norwalk-La Mirada Unified	Los Angeles	John H. Glenn High	57/64840-00-027	10/04/17	\$ 1,520,177	\$ -	
Norwalk-La Mirada Unified	Los Angeles	Corvallis Middle	57/64840-00-028	10/06/17	\$ 1,587,197	\$ -	
Norwalk-La Mirada Unified	Los Angeles	Reginald M. Benton Middle	57/64840-00-029	10/06/17	\$ 784,751	\$ -	

SFP APPLICATIONS
 Modernization School Facilities Program
 - Workload as of September 30, 2019 -

District	County	Site Name	Application Number	OPSC Date Received	Estimated State Grant (a)	Financial Hardship (b)	Notification Occurred**
Los Angeles Unified	Los Angeles	Emelita Street Elementary	57/64733-00-635	10/11/17	\$ 1,075,775	\$ -	
Escondido Union	San Diego	Orange Glen Elementary	57/68098-00-015	10/12/17	\$ 2,211,945	\$ -	
Firebaugh-Las Deltas Joint Unified	Fresno	Arthur E. Mills Intermediate	57/73809-00-005	10/12/17	\$ 937,217	\$ -	
Cutler-Orosi Joint Unified	Tulare	Orosi High	57/71860-00-009	10/16/17	\$ 505,872	\$ 337,248	
Burbank Unified	Los Angeles	R. L. Stevenson Elementary	57/64337-00-020	10/17/17	\$ 605,944	\$ -	
Los Angeles Unified	Los Angeles	Palms Middle	57/64733-00-636	10/17/17	\$ 3,047,951	\$ -	
Southern Humboldt Joint Unified	Humboldt	Redway Elementary	57/63040-00-002	10/18/17	\$ 1,701,739	\$ -	
Newhall Elementary	Los Angeles	Peachland Avenue Elementary	57/64832-00-005	10/19/17	\$ 1,460,819	\$ -	
Columbia Elementary	Shasta	Columbia Elementary	57/69948-00-002	10/20/17	\$ 2,262,817	\$ -	
Los Angeles Unified	Los Angeles	Broadway Elementary	57/64733-00-637	10/25/17	\$ 713,401	\$ -	
Anaheim Union High	Orange	Anaheim High	57/66431-00-016	10/25/17	\$ 6,422,590	\$ -	
Anaheim Union High	Orange	Cypress High	57/66431-00-017	10/25/17	\$ 3,942,420	\$ -	
Downey Unified	Los Angeles	Rio Hondo Elementary	57/64451-00-030	10/27/17	\$ 1,879,657	\$ -	
San Marcos Unified	San Diego	Alvin M. Dunn Elementary	57/73791-00-006	10/31/17	\$ 749,808	\$ -	
Los Angeles Unified	Los Angeles	Olive Vista Middle	57/64733-00-638	11/01/17	\$ 6,669,152	\$ -	
San Benito High	San Benito	San Benito High	57/67538-00-005	11/01/17	\$ 8,893,601	\$ -	
San Benito High	San Benito	San Benito High	57/67538-00-006	11/03/17	\$ 11,291,330	\$ -	
San Marcos Unified	San Diego	Alvin M. Dunn Elementary	57/73791-00-007	11/03/17	\$ 2,716,054	\$ -	
Jurupa Unified	Riverside	Mission Bell Elementary	57/67090-00-013	11/09/17	\$ 1,435,563	\$ -	
Chaffey Joint Union High	San Bernardino	Chaffey High	57/67652-00-006	11/09/17	\$ 21,161,925	\$ -	
Armona Union Elementary	Kings	Armona Elementary	57/63875-00-002	11/13/17	\$ 366,389	\$ 244,260	
Romoland Elementary	Riverside	Romoland Elementary	57/67231-00-002	11/14/17	\$ 2,021,328	\$ -	
Visalia Unified	Tulare	Mineral King Elementary	57/72256-00-022	11/16/17	\$ 4,085,803	\$ -	
Muroc Joint Unified	Kern	Bailey Avenue Elementary	57/63685-00-009	11/22/17	\$ 348,035	\$ 232,023	
Elk Grove Unified	Sacramento	Franklin High	57/67314-00-020	11/28/17	\$ 1,131,367	\$ -	
San Jacinto Unified	Riverside	San Jacinto High	57/67249-00-008	11/29/17	\$ 2,089,406	\$ -	
Corona-Norco Unified	Riverside	Centennial High	57/67033-00-017	11/30/17	\$ 1,344,548	\$ -	
Fullerton Joint Union High	Orange	Fullerton Union High	57/66514-00-018	12/01/17	\$ 981,045	\$ -	
Millville Elementary	Shasta	Millville Elementary	57/70052-00-003	12/04/17	\$ 678,155	\$ 452,103	
Los Angeles Unified	Los Angeles	La Salle Avenue Elementary	57/64733-00-639	12/05/17	\$ 3,367,284	\$ -	
Elk Grove Unified	Sacramento	Laguna Creek High	57/67314-00-021	12/05/17	\$ 3,491,746	\$ -	
Buena Park Elementary	Orange	Buena Park Junior High	57/66456-00-008	12/07/17	\$ 2,068,018	\$ -	
Buena Park Elementary	Orange	Carl E. Gilbert Elementary	57/66456-00-009	12/07/17	\$ 1,114,370	\$ -	
Buena Park Elementary	Orange	James A. Whitaker Elementary	57/66456-00-010	12/07/17	\$ 1,570,372	\$ -	
Buena Park Elementary	Orange	Charles G. Emery Elementary	57/66456-00-011	12/07/17	\$ 997,188	\$ -	
Buena Park Elementary	Orange	Mabel L. Pendleton Elementary	57/66456-00-012	12/07/17	\$ 1,104,993	\$ -	
Centralia Elementary	Orange	Centralia Elementary	57/66472-00-010	12/07/17	\$ 1,644,013	\$ -	
San Bernardino City Unified	San Bernardino	Muscoy Elementary	57/67876-00-106	12/07/17	\$ 509,155	\$ -	
San Ysidro Elementary	San Diego	Smythe Elementary	57/68379-00-002	12/07/17	\$ 3,108,949	\$ -	
San Ysidro Elementary	San Diego	La Mirada Elementary	57/68379-00-003	12/07/17	\$ 2,652,962	\$ -	
Santa Ynez Valley Union High	Santa Barbara	Santa Ynez Valley Union High	57/69328-00-001	12/07/17	\$ 9,557,589	\$ -	
Buena Park Elementary	Orange	Arthur F. Corey Elementary	57/66456-00-013	12/15/17	\$ 1,132,892	\$ -	
Buena Park Elementary	Orange	Gordon H. Beatty Elementary	57/66456-00-014	12/15/17	\$ 1,300,307	\$ -	
Trinity Alps Unified	Trinity	Trinity High	57/76513-00-001	12/15/17	\$ 3,719,508	\$ -	
Downey Unified	Los Angeles	Gauldin Elementary	57/64451-00-031	12/18/17	\$ 1,809,488	\$ -	
San Marino Unified	Los Angeles	Huntington Middle	57/64964-00-008	12/20/17	\$ 2,431,828	\$ -	
Del Mar Union Elementary	San Diego	Carmel Del Mar Elementary	57/68056-00-004	12/22/17	\$ 2,376,647	\$ -	

SFP APPLICATIONS
 Modernization School Facilities Program
 - Workload as of September 30, 2019 -

District	County	Site Name	Application Number	OPSC Date Received	Estimated State Grant (a)	Financial Hardship (b)	Notification Occurred**
Lowell Joint	Los Angeles	Olita Elementary	57/64766-00-001	12/26/17	\$ 3,060,024	\$ -	
Irvine Unified	Orange	Stone Creek Elementary	57/73650-00-024	12/26/17	\$ 1,411,210	\$ -	
Hayward Unified	Alameda	Hayward High	57/61192-00-003	12/28/17	\$ 9,871,566	\$ -	
Hayward Unified	Alameda	Tennyson High	57/61192-00-004	12/28/17	\$ 2,954,628	\$ -	
Hayward Unified	Alameda	Mt Eden High	57/61192-00-005	12/28/17	\$ 10,564,457	\$ -	
Clovis Unified	Fresno	Buchanan High	57/62117-00-056	01/02/18	\$ 10,402,026	\$ -	
Cypress Elementary	Orange	Margaret Landell Elementary	57/66480-00-006	01/02/18	\$ 988,220	\$ -	
Elk Grove Unified	Sacramento	Valley High	57/67314-00-022	01/04/18	\$ 1,570,493	\$ -	
Jurupa Unified	Riverside	Rubidoux High	57/67090-00-014	01/08/18	\$ 5,548,044	\$ -	
Buellton Union Elementary	Santa Barbara	Jonas Middle	57/69138-00-002	01/08/18	\$ 1,405,957	\$ -	
Butteville Union Elementary	Siskiyou	Butteville Elementary	57/70201-00-002	01/08/18	\$ 93,592	\$ 62,394	
Paradise Unified	Butte	Paradise Senior High	57/61531-00-003	01/12/18	\$ 4,482,717	\$ -	
William S. Hart Union High	Los Angeles	Placerita Junior High	57/65136-00-010	01/16/18	\$ 1,492,386	\$ -	
Alhambra Unified	Los Angeles	Repetto Elementary	57/75713-00-028	01/16/18	\$ 2,931,994	\$ -	
Alhambra Unified	Los Angeles	Monterey Highlands Elementary	57/75713-00-029	01/16/18	\$ 1,706,453	\$ -	
San Ramon Valley Unified	Contra Costa	Stone Valley Middle	57/61804-00-032	01/17/18	\$ 4,133,251	\$ -	
Monson-Sultana Joint Union Elementary	Tulare	Monson-Sultana Elementary	57/72009-00-002	01/22/18	\$ 118,375	\$ 78,917	
Elk Grove Unified	Sacramento	Sierra-Enterprise Elementary	57/67314-00-023	01/24/18	\$ 1,549,084	\$ -	
Merced City Elementary	Merced	Luther Burbank Elementary	57/65771-00-015	01/25/18	\$ 1,852,259	\$ -	
Elk Grove Unified	Sacramento	Florin High	57/67314-00-024	01/25/18	\$ 5,258,009	\$ -	
Irvine Unified	Orange	Irvine High	57/73650-00-025	01/25/18	\$ 3,874,257	\$ -	
Irvine Unified	Orange	University High	57/73650-00-026	01/25/18	\$ 654,092	\$ -	
Los Angeles Unified	Los Angeles	George Washington Carver Middle	57/64733-00-640	02/07/18	\$ 4,864,058	\$ -	
Los Angeles Unified	Los Angeles	Harrison Street Elementary	57/64733-00-641	02/12/18	\$ 1,904,407	\$ -	
Los Angeles Unified	Los Angeles	First Street Elementary	57/64733-00-642	02/12/18	\$ 2,634,671	\$ -	
Los Angeles Unified	Los Angeles	Main Street Elementary	57/64733-00-643	02/12/18	\$ 8,234,489	\$ -	
San Diego Unified	San Diego	University City High	57/68338-00-230	02/13/18	\$ 12,621,539	\$ -	
Temecula Valley Unified	Riverside	Temecula Middle	57/75192-00-009	02/13/18	\$ 5,317,887	\$ -	
Atwater Elementary	Merced	Mitchell Intermediate	57/65631-00-007	02/15/18	\$ 5,526,380	\$ -	
Atwater Elementary	Merced	Bellevue Elementary	57/65631-00-008	02/15/18	\$ 467,043	\$ -	
Grossmont Union High	San Diego	Granite Hills High	57/68130-00-027	02/15/18	\$ 619,301	\$ -	
Twin Rivers Unified	Sacramento	Warren A Allison Elementary	57/76505-00-055	02/16/18	\$ 644,619	\$ -	
Twin Rivers Unified	Sacramento	Westside Elementary	57/76505-00-056	02/16/18	\$ 1,170,571	\$ -	
Los Angeles Unified	Los Angeles	Nobel Junior Magnet Center	57/64733-00-644	02/20/18	\$ 2,641,139	\$ -	
Los Angeles Unified	Los Angeles	Wilmington Middle	57/64733-00-645	02/20/18	\$ 1,404,708	\$ -	
Los Angeles Unified	Los Angeles	Haddon Avenue Elementary	57/64733-00-646	02/20/18	\$ 536,406	\$ -	
Los Angeles Unified	Los Angeles	Albion Street Elementary	57/64733-00-647	02/20/18	\$ 2,199,699	\$ -	
Los Angeles Unified	Los Angeles	Edwin Markham Middle	57/64733-00-648	02/20/18	\$ 2,487,925	\$ -	
Los Angeles Unified	Los Angeles	Florence Nightingale Middle	57/64733-08-007	02/20/18	\$ 2,028,913	\$ -	
Los Angeles Unified	Los Angeles	Glenn Hammond Curtiss Middle	57/64733-32-023	02/20/18	\$ 930,225	\$ -	
Los Angeles Unified	Los Angeles	Jordan High School Magnet	57/64733-68-008	02/20/18	\$ 2,284,577	\$ -	
Twin Rivers Unified	Sacramento	Rio Linda High	57/76505-00-057	02/20/18	\$ 1,687,709	\$ -	
Kentfield Elementary	Marin	Adaline E Kent Middle	57/65334-00-003	02/26/18	\$ 1,206,043	\$ -	
Los Angeles Unified	Los Angeles	Robert F Kennedy Elementary	57/64733-00-649	02/27/18	\$ 526,280	\$ -	
Los Angeles Unified	Los Angeles	Sixty-Eighth Street Elementary	57/64733-00-650	02/27/18	\$ 1,012,789	\$ -	
Los Angeles Unified	Los Angeles	Ulysses S Grant Senior High	57/64733-00-651	02/27/18	\$ 2,313,254	\$ -	
Los Angeles Unified	Los Angeles	Bell Senior High	57/64733-00-652	02/27/18	\$ 2,904,452	\$ -	

SFP APPLICATIONS
 Modernization School Facilities Program
 - Workload as of September 30, 2019 -

District	County	Site Name	Application Number	OPSC Date Received	Estimated State Grant (a)	Financial Hardship (b)	Notification Occurred**
San Ramon Valley Unified	Contra Costa	California High	57/61804-00-033	03/01/18	\$ 920,156	\$ -	
Irvine Unified	Orange	Eastshore Elementary	57/73650-00-027	03/02/18	\$ 694,305	\$ -	
Irvine Unified	Orange	Springbrook Elementary	57/73650-00-028	03/02/18	\$ 3,097,577	\$ -	
Irvine Unified	Orange	Westpark Elementary	57/73650-00-029	03/02/18	\$ 3,415,758	\$ -	
Los Angeles Unified	Los Angeles	Rowan Avenue Elementary	57/64733-00-653	03/07/18	\$ 3,054,459	\$ -	
Los Angeles Unified	Los Angeles	Kester Avenue Elementary	57/64733-00-654	03/07/18	\$ 837,340	\$ -	
Los Angeles Unified	Los Angeles	Chandler Elementary School	57/64733-00-655	03/07/18	\$ 552,849	\$ -	
Los Angeles Unified	Los Angeles	Locke High School	57/64733-00-656	03/07/18	\$ 2,788,345	\$ -	
Los Angeles Unified	Los Angeles	Eagle Rock High	57/64733-00-657	03/07/18	\$ 5,881,556	\$ -	
Los Angeles Unified	Los Angeles	Woodrow Wilson Senior High	57/64733-00-658	03/07/18	\$ 3,778,899	\$ -	
Los Angeles Unified	Los Angeles	John F Kennedy High	57/64733-00-659	03/07/18	\$ 1,186,141	\$ -	
Los Angeles Unified	Los Angeles	John Marshall Senior High	57/64733-12-010	03/07/18	\$ 2,007,360	\$ -	
Los Angeles Unified	Los Angeles	Western Avenue Elementary	57/64733-25-011	03/07/18	\$ 3,032,859	\$ -	
Los Angeles Unified	Los Angeles	Gault Street Elementary	57/64733-37-007	03/07/18	\$ 370,632	\$ -	
Los Angeles Unified	Los Angeles	Bonita Street Elementary	57/64733-54-026	03/07/18	\$ 572,611	\$ -	
South San Francisco Unified	San Mateo	Monte Verde Elementary	57/69070-00-016	03/09/18	\$ 983,845	\$ -	
Delano Union Elementary	Kern	Del Vista Elementary	57/63404-00-003	03/13/18	\$ 3,013,353	\$ 2,008,902	
Dinuba Unified	Tulare	Roosevelt Elementary	57/75531-00-011	03/13/18	\$ 1,548,789	\$ 1,032,526	
Los Angeles Unified	Los Angeles	McKinley Avenue Elementary	57/64733-00-660	03/14/18	\$ 348,676	\$ -	
Los Angeles Unified	Los Angeles	Taft (William Howard) High	57/64733-00-661	03/14/18	\$ 721,067	\$ -	
Los Angeles Unified	Los Angeles	Benjamin Franklin Senior High	57/64733-00-662	03/14/18	\$ 797,799	\$ -	
Los Angeles Unified	Los Angeles	Hollywood Senior High	57/64733-00-663	03/14/18	\$ 6,482,058	\$ -	
Los Angeles Unified	Los Angeles	Reseda Elementary	57/64733-00-664	03/14/18	\$ 1,482,368	\$ -	
Los Angeles Unified	Los Angeles	James Monroe High	57/64733-00-665	03/14/18	\$ 2,292,973	\$ -	
Los Angeles Unified	Los Angeles	South Gate Middle	57/64733-16-012	03/14/18	\$ 1,154,193	\$ -	
Los Angeles Unified	Los Angeles	Van Nuys Senior High	57/64733-27-010	03/14/18	\$ 6,339,910	\$ -	
Los Angeles Unified	Los Angeles	Grover Cleveland High	57/64733-41-007	03/14/18	\$ 4,262,185	\$ -	
Los Angeles Unified	Los Angeles	Pacific Boulevard	57/64733-74-002	03/14/18	\$ 747,956	\$ -	
Gerber Union Elementary	Tehama	Gerber Elementary	57/71548-00-002	03/15/18	\$ 116,939	\$ 77,959	
Twin Rivers Unified	Sacramento	Madison Elementary	57/76505-00-058	03/15/18	\$ 1,189,769	\$ -	
Temecula Valley Unified	Riverside	Paloma Elementary	57/75192-00-010	03/20/18	\$ 1,520,714	\$ -	
Temecula Valley Unified	Riverside	Red Hawk Elementary	57/75192-00-011	03/20/18	\$ 2,813,360	\$ -	
Temecula Valley Unified	Riverside	Pauba Valley Elementary	57/75192-00-012	03/20/18	\$ 1,520,714	\$ -	
Long Beach Unified	Los Angeles	Roosevelt Elementary	57/64725-05-001	03/21/18	\$ 6,227,165	\$ -	
Los Angeles Unified	Los Angeles	Belmont Senior High	57/64733-00-666	03/21/18	\$ 2,606,931	\$ -	
Los Angeles Unified	Los Angeles	Balboa Gifted/High Ability Magnet Elementary	57/64733-00-667	03/21/18	\$ 784,830	\$ -	
Los Angeles Unified	Los Angeles	Millikan Middle	57/64733-00-668	03/21/18	\$ 956,714	\$ -	
Los Angeles Unified	Los Angeles	Lull Special Education	57/64733-00-669	03/21/18	\$ 696,153	\$ -	
Los Angeles Unified	Los Angeles	52nd Street Elementary	57/64733-00-670	03/21/18	\$ 2,152,602	\$ -	
Mother Lode Union Elementary	El Dorado	Indian Creek Elementary	57/61929-00-005	03/22/18	\$ 2,336,628	\$ -	
Waugh Elementary	Sonoma	Meadow Elementary	57/70995-00-001	03/22/18	\$ 1,033,178	\$ -	
Benicia Unified	Solano	Joe Henderson Elementary	57/70524-00-010	03/23/18	\$ 724,721	\$ -	
Benicia Unified	Solano	Benicia Middle	57/70524-00-011	03/26/18	\$ 830,584	\$ -	
Benicia Unified	Solano	Matthew Turner Elementary	57/70524-00-012	03/26/18	\$ 787,575	\$ -	
Los Angeles Unified	Los Angeles	El Camino Real High	57/64733-44-006	03/28/18	\$ 1,071,828	\$ -	
Livingston Union	Merced	Campus Park Elementary	57/65748-00-003	03/28/18	\$ 1,398,819	\$ -	
Livingston Union	Merced	Selma Herndon Elementary	57/65748-00-004	03/28/18	\$ 1,233,166	\$ -	

SFP APPLICATIONS
 Modernization School Facilities Program
 - Workload as of September 30, 2019 -

District	County	Site Name	Application Number	OPSC Date Received	Estimated State Grant (a)	Financial Hardship (b)	Notification Occurred**
Livingston Union	Merced	Yamato Colony Elementary	57/65748-00-005	03/28/18	\$ 2,686,921	\$ -	
Cutler-Orosi Joint Unified	Tulare	Palm Elementary	57/71860-00-010	03/28/18	\$ 1,020,048	\$ -	
Cutler-Orosi Joint Unified	Tulare	Golden Valley Elementary	57/71860-00-011	03/28/18	\$ 3,172,443	\$ -	
Cutler-Orosi Joint Unified	Tulare	El Monte Middle	57/71860-00-012	03/28/18	\$ 1,744,081	\$ -	
Dublin Unified	Alameda	Dublin High	57/75093-00-010	03/28/18	\$ 9,246,629	\$ -	
Temple City Unified	Los Angeles	Longden Elementary	57/65052-00-012	03/30/18	\$ 4,207,743	\$ -	
Alvord Unified	Riverside	Valley View Elementary	57/66977-00-019	03/30/18	\$ 1,134,030	\$ -	
Santa Ynez Valley Union High	Santa Barbara	Santa Ynez Valley Union High	57/69328-00-002	03/30/18	\$ 9,690,985	\$ -	
Delano Union Elementary	Kern	Albany Park Elementary	57/63404-00-004	04/02/18	\$ 2,143,037	\$ 1,428,691	
Delano Union Elementary	Kern	Nueva Vista Language Academy	57/63404-00-005	04/02/18	\$ 2,479,934	\$ 1,653,289	
Standard Elementary	Kern	Standard Middle	57/63792-00-002	04/02/18	\$ 6,160,251	\$ -	
Buckeye Union Elementary	El Dorado	Blue Oak Elementary	57/61838-00-008	04/03/18	\$ 2,975,476	\$ -	
Los Angeles Unified	Los Angeles	Venice Senior High	57/64733-00-671	04/04/18	\$ 7,404,266	\$ -	
Los Angeles Unified	Los Angeles	San Fernando Middle	57/64733-28-016	04/04/18	\$ 2,280,771	\$ -	
Benicia Unified	Solano	Mary Farmar Elementary	57/70524-00-013	04/05/18	\$ 728,292	\$ -	
Benicia Unified	Solano	Robert Semple Elementary	57/70524-00-014	04/05/18	\$ 728,292	\$ -	
Los Angeles Unified	Los Angeles	Los Angeles Center for Enriched Studies	57/64733-00-672	04/11/18	\$ 3,988,704	\$ -	
San Bernardino City Unified	San Bernardino	San Andreas High	57/67876-00-107	04/11/18	\$ 646,695	\$ -	
Irvine Unified	Orange	Rancho San Joaquin Middle	57/73650-00-030	04/11/18	\$ 543,617	\$ -	
Mujroc Joint Unified	Kern	Bailey Avenue Elementary	57/63685-00-009	04/12/18	\$ 3,160,473	\$ 2,106,982	
Coalinga-Huron Unified	Fresno	Huron Elementary	57/62125-00-008	04/13/18	\$ 3,663,751	\$ -	
Davis Joint Unified	Yolo	Davis Senior High	57/72678-00-014	04/13/18	\$ 1,399,278	\$ -	
Benicia Unified	Solano	Benicia High	57/70524-00-015	04/16/18	\$ 3,765,446	\$ -	
Fullerton Joint Union High	Orange	Sunny Hills High	57/66514-00-019	04/17/18	\$ 98,846	\$ -	
Fullerton Joint Union High	Orange	Troy High	57/66514-00-020	04/17/18	\$ 1,713,218	\$ -	
Los Angeles Unified	Los Angeles	Chatsworth High	57/64733-00-673	04/18/18	\$ 4,929,033	\$ -	
Los Angeles Unified	Los Angeles	Lorena Street Elementary	57/64733-00-674	04/18/18	\$ 1,037,103	\$ -	
Los Angeles Unified	Los Angeles	Banning (Phineas) Senior High	57/64733-32-024	04/18/18	\$ 1,041,187	\$ -	
Clay Joint Elementary	Fresno	Clay Elementary	57/62109-00-003	04/19/18	\$ 772,104	\$ -	
Elk Grove Unified	Sacramento	Elk Grove Elementary	57/67314-00-025	04/23/18	\$ 1,016,091	\$ -	
Tahoe-Truckee Unified	Placer	Glenshire Elementary	57/66944-00-014	04/24/18	\$ 837,536	\$ -	
Sacramento City Unified	Sacramento	C K McClatchy High	57/67439-00-076	04/24/18	\$ 2,545,153	\$ -	
South San Francisco Unified	San Mateo	South San Francisco High	57/69070-00-017	04/24/18	\$ 746,113	\$ -	
Cupertino Union	Santa Clara	Cupertino Middle	57/69419-00-026	04/24/18	\$ 3,096,480	\$ -	
Cupertino Union	Santa Clara	Manuel De Vargas Elementary	57/69419-00-027	04/24/18	\$ 632,641	\$ -	
Cupertino Union	Santa Clara	Montclair Elementary	57/69419-00-028	04/24/18	\$ 647,975	\$ -	
Golden Plains Unified	Fresno	Tranquillity High	57/75234-00-005	04/24/18	\$ 1,386,105	\$ -	
Los Angeles Unified	Los Angeles	Verdugo Hills Senior High	57/64733-00-675	04/25/18	\$ 2,416,917	\$ -	
Los Angeles Unified	Los Angeles	Gridley Street Elementary	57/64733-00-676	04/25/18	\$ 1,095,306	\$ -	
Los Angeles Unified	Los Angeles	Sylmar Senior High	57/64733-00-677	04/25/18	\$ 866,850	\$ -	
Los Angeles Unified	Los Angeles	Taft (William Howard) Senior High	57/64733-00-678	04/25/18	\$ 1,124,582	\$ -	
Los Angeles Unified	Los Angeles	Reseda Elementary	57/64733-00-679	04/25/18	\$ 685,352	\$ -	
Los Angeles Unified	Los Angeles	Coldwater Canyon Elementary	57/64733-00-680	04/25/18	\$ 3,245,312	\$ -	
Los Angeles Unified	Los Angeles	Thomas Jefferson Senior High	57/64733-13-010	04/25/18	\$ 1,883,555	\$ -	
Los Angeles Unified	Los Angeles	Carson Senior High	57/64733-54-027	04/25/18	\$ 6,125,746	\$ -	
Lakeport Unified	Lake	Clear Lake High	57/64030-00-008	04/26/18	\$ 784,683	\$ -	
Black Butte Union Elementary	Shasta	Black Butte Elementary	57/69880-00-003	05/01/18	\$ 796,401	\$ -	

SFP APPLICATIONS
 Modernization School Facilities Program
 - Workload as of September 30, 2019 -

District	County	Site Name	Application Number	OPSC Date Received	Estimated State Grant (a)	Financial Hardship (b)	Notification Occurred**
Los Angeles Unified	Los Angeles	Annalee Avenue Elementary	57/64733-00-681	05/02/18	\$ 668,195	\$ -	
Los Angeles Unified	Los Angeles	Alexander Hamilton Senior High	57/64733-00-682	05/02/18	\$ 1,207,579	\$ -	
Los Angeles Unified	Los Angeles	Walter Reed Middle	57/64733-00-683	05/02/18	\$ 1,630,748	\$ -	
Los Angeles Unified	Los Angeles	Downtown Business High	57/64733-00-684	05/02/18	\$ 5,096,247	\$ -	
Los Angeles Unified	Los Angeles	Joseph Le Conte Middle	57/64733-00-685	05/02/18	\$ 609,079	\$ -	
Las Virgenes Unified	Los Angeles	Lupin Hill Elementary	57/64683-00-010	05/03/18	\$ 907,224	\$ -	
Centinela Valley Union High	Los Angeles	Lawndale High	57/64352-00-007	05/04/18	\$ 1,666,540	\$ -	
Golden Plains Unified	Fresno	Helm Elementary	57/75234-00-006	05/04/18	\$ 273,216	\$ -	
South San Francisco Unified	San Mateo	Spruce Elementary	57/69070-00-018	05/07/18	\$ 963,293	\$ -	
South San Francisco Unified	San Mateo	Ponderosa Elementary	57/69070-00-019	05/07/18	\$ 667,709	\$ -	
Cupertino Union	Santa Clara	Nelson S Dilworth Elementary	57/69419-00-029	05/07/18	\$ 510,003	\$ -	
Soquel Union Elementary	Santa Cruz	Soquel Elementary	57/69849-00-006	05/07/18	\$ 227,584	\$ -	
Soquel Union Elementary	Santa Cruz	Santa Cruz Gardens Elementary	57/69849-00-007	05/07/18	\$ 45,993	\$ -	
Soquel Union Elementary	Santa Cruz	Main Street Elementary	57/69849-00-008	05/07/18	\$ 484,424	\$ -	
Kelseyville Unified	Lake	Kelseyville High	57/64014-00-002	05/08/18	\$ 3,235,923	\$ -	
Visalia Unified	Tulare	Goshen Elementary	57/72256-00-023	05/08/18	\$ 1,637,692	\$ -	
Visalia Unified	Tulare	Mt Whitney High	57/72256-00-024	05/08/18	\$ 1,606,243	\$ -	
Visalia Unified	Tulare	Redwood High	57/72256-00-025	05/08/18	\$ 673,562	\$ -	
Visalia Unified	Tulare	Royal Oaks Elementary	57/72256-00-026	05/08/18	\$ 859,384	\$ -	
Norwalk-La Mirada Unified	Los Angeles	Julia B Morrison Elementary	57/64840-00-030	05/10/18	\$ 178,787	\$ -	
Oxnard	Ventura	Harrington Elementary	57/72538-00-027	05/10/18	\$ 584,890	\$ -	
Irvine Unified	Orange	Brywood Elementary	57/73650-00-031	05/10/18	\$ 2,870,668	\$ -	
Hollister	San Benito	Rancho San Justo	57/67470-00-003	05/11/18	\$ 1,567,920	\$ -	
Willows Unified	Glenn	Willows High	57/62661-00-005	05/15/18	\$ 2,842,688	\$ -	
Los Angeles Unified	Los Angeles	Logan Street Elementary	57/64733-00-686	05/15/18	\$ 656,134	\$ -	
Los Angeles Unified	Los Angeles	Humphreys Avenue Elementary	57/64733-00-687	05/15/18	\$ 6,897,346	\$ -	
Los Angeles Unified	Los Angeles	Audubon Middle	57/64733-00-688	05/15/18	\$ 3,835,933	\$ -	
Los Angeles Unified	Los Angeles	Francisco Bravo Medical Magnet High	57/64733-00-689	05/15/18	\$ 1,895,608	\$ -	
Los Angeles Unified	Los Angeles	Loyola Village Elementary	57/64733-00-690	05/15/18	\$ 561,038	\$ -	
Los Angeles Unified	Los Angeles	Theodore Roosevelt Senior High	57/64733-05-018	05/15/18	\$ 2,530,954	\$ -	
Barstow Unified	San Bernardino	Skyline North Elementary	57/67611-00-002	05/16/18	\$ 2,775,233	\$ -	
Twin Rivers Unified	Sacramento	Pacific Career and Technology High	57/76505-00-059	05/16/18	\$ 2,455,163	\$ -	
Twin Rivers Unified	Sacramento	Hazel Strauch Elementary	57/76505-00-060	05/16/18	\$ 1,475,739	\$ -	
Twin Rivers Unified	Sacramento	Sierra View Elementary	57/76505-00-061	05/16/18	\$ 662,000	\$ -	
Twin Rivers Unified	Sacramento	Pioneer Elementary	57/76505-00-062	05/16/18	\$ 1,116,763	\$ -	
Twin Rivers Unified	Sacramento	Kohler Elementary	57/76505-00-063	05/16/18	\$ 540,891	\$ -	
Coalinga-Huron Unified	Fresno	Sunset Elementary	57/62125-00-009	05/17/18	\$ 1,901,985	\$ -	
Coalinga-Huron Unified	Fresno	Henry F Bishop Elementary	57/62125-00-010	05/17/18	\$ 654,137	\$ -	
Hollister	San Benito	Gabilan Hills	57/67470-00-004	05/17/18	\$ 896,187	\$ -	
Gravenstein Union Elementary	Sonoma	Gravenstein Elementary	57/70714-00-003	05/17/18	\$ 2,144,261	\$ -	
Wasco Union Elementary	Kern	Palm Avenue Elementary	57/63842-00-004	05/21/18	\$ 949,748	\$ 633,165	
Elk Grove Unified	Sacramento	Union House Elementary	57/67314-00-026	05/21/18	\$ 1,603,056	\$ -	
Tustin Unified	Orange	Robert Heideman Elementary	57/73643-00-022	05/21/18	\$ 2,913,416	\$ -	
Konocti Unified	Lake	Konocti Education Center	57/64022-00-012	05/22/18	\$ 872,113	\$ -	
Los Angeles Unified	Los Angeles	Charles Maclay Middle	57/64733-00-691	05/22/18	\$ 2,688,503	\$ -	
Los Angeles Unified	Los Angeles	Forty-Ninth Street Elementary	57/64733-00-692	05/22/18	\$ 551,314	\$ -	
Los Angeles Unified	Los Angeles	Apperson Street Elementary	57/64733-00-693	05/22/18	\$ 838,001	\$ -	

SFP APPLICATIONS
 Modernization School Facilities Program
 - Workload as of September 30, 2019 -

District	County	Site Name	Application Number	OPSC Date Received	Estimated State Grant (a)	Financial Hardship (b)	Notification Occurred**
Los Angeles Unified	Los Angeles	Los Angeles High	57/64733-00-694	05/22/18	\$ 3,975,731	\$ -	
Los Angeles Unified	Los Angeles	Garden Grove Elementary	57/64733-00-695	05/22/18	\$ 711,536	\$ -	
Round Valley Unified	Mendocino	Round Valley High	57/65607-00-001	05/22/18	\$ 1,003,579	\$ -	
Round Valley Unified	Mendocino	Round Valley Elementary	57/65607-00-002	05/22/18	\$ 1,554,144	\$ -	
Jurupa Unified	Riverside	Glen Avon Elementary	57/67090-00-015	05/22/18	\$ 3,271,033	\$ -	
Grossmont Union High	San Diego	Valhalla High	57/68130-12-001	05/22/18	\$ 424,477	\$ -	
San Dieguito Union High	San Diego	Torrey Pines High	57/68346-00-007	05/22/18	\$ 13,663,077	\$ -	
Morgan Hill Unified	Santa Clara	Paradise Valley Engineering Academy	57/69583-00-012	05/22/18	\$ 2,318,970	\$ -	
Morgan Hill Unified	Santa Clara	Paradise Valley Engineering Academy	57/69583-00-013	05/22/18	\$ 614,091	\$ -	
Oxnard	Ventura	Lemonwood Elementary	57/72538-00-028	05/24/18	\$ 818,846	\$ -	
Elk Grove Unified	Sacramento	John Reith Elementary	57/67314-00-027	05/25/18	\$ 2,635,486	\$ -	
Los Angeles Unified	Los Angeles	Emerson (Ralph Waldo) Junior M	57/64733-00-696	05/29/18	\$ 1,002,746	\$ -	
Los Angeles Unified	Los Angeles	Johnnie Cochran, Jr, Middle	57/64733-00-697	05/29/18	\$ 2,116,017	\$ -	
Los Angeles Unified	Los Angeles	North Hollywood Senior High	57/64733-22-014	05/29/18	\$ 3,567,845	\$ -	
West Covina Unified	Los Angeles	West Covina High	57/65094-00-014	05/30/18	\$ 4,443,279	\$ -	
San Juan Unified	Sacramento	Fair Oaks Elementary	57/67447-00-063	05/30/18	\$ 1,347,587	\$ -	
Hollister	San Benito	R O Hardin Elementary	57/67470-00-005	05/30/18	\$ 4,306,262	\$ -	
Atascadero Unified	San Luis Obispo	Santa Margarita Elementary	57/68700-00-007	05/30/18	\$ 2,043,520	\$ -	
Santa Ana Unified	Orange	Washington Elementary	57/66670-00-053	05/31/18	\$ 4,236,001	\$ -	
Cambrian	Santa Clara	Ida Price Middle	57/69385-00-014	06/04/18	\$ 2,259,551	\$ -	
Cambrian	Santa Clara	Steindorf STEAM K-8 Magnet	57/69385-00-015	06/04/18	\$ 2,739,367	\$ -	
Cambrian	Santa Clara	Bagby Elementary	57/69385-00-016	06/04/18	\$ 410,783	\$ -	
Cambrian	Santa Clara	Farnham Elementary	57/69385-00-017	06/04/18	\$ 874,369	\$ -	
Cambrian	Santa Clara	Fammatre Elementary	57/69385-00-018	06/04/18	\$ 884,080	\$ -	
Dublin Unified	Alameda	Murray Elementary	57/75093-00-011	06/05/18	\$ 2,238,407	\$ -	
Clovis Unified	Fresno	Lincoln Elementary	57/62117-00-057	06/06/18	\$ 616,620	\$ -	
Dublin Unified	Alameda	Wells Middle	57/75093-00-012	06/06/18	\$ 1,048,020	\$ -	
Dublin Unified	Alameda	Wells Middle	57/75093-00-013	06/06/18	\$ 1,870,401	\$ -	
Dublin Unified	Alameda	Dublin Elementary	57/75093-00-014	06/06/18	\$ 2,924,401	\$ -	
Galt Joint Union High	Sacramento	Galt High	57/67355-00-002	06/08/18	\$ 4,162,983	\$ -	
San Bernardino City Unified	San Bernardino	San Bernardino High	57/67876-00-108	06/12/18	\$ 2,511,541	\$ -	
Los Angeles Unified	Los Angeles	Cienega Elementary	57/64733-00-698	06/13/18	\$ 1,370,920	\$ -	
Los Angeles Unified	Los Angeles	Canoga Park Senior High	57/64733-00-699	06/13/18	\$ 4,964,944	\$ -	
Los Angeles Unified	Los Angeles	Harrison Street Elementary	57/64733-00-700	06/13/18	\$ 1,024,516	\$ -	
Riverdale Joint Unified	Fresno	Riverdale Elementary	57/75408-00-006	06/14/18	\$ 690,356	\$ -	
Tracy Joint Unified	San Joaquin	Central Elementary	57/75499-00-012	06/14/18	\$ 2,987,345	\$ -	
Solana Beach Elementary	San Diego	Solana Highlands Elementary	57/68387-00-003	06/15/18	\$ 2,573,516	\$ -	
Barstow Unified	San Bernardino	Barstow Fine Arts Academy (formerly Barstow Inte	57/67611-00-003	06/18/18	\$ 4,053,288	\$ -	
Pleasant View Elementary	Tulare	Pleasant View Elementary	57/72058-00-002	06/18/18	\$ 1,278,676	\$ 852,451	
Twin Rivers Unified	Sacramento	Harmon Johnson Elementary	57/76505-00-064	06/19/18	\$ 4,102,973	\$ -	
Centralia Elementary	Orange	George B Miller Elementary	57/66472-00-011	06/22/18	\$ 332,218	\$ -	
Centralia Elementary	Orange	Raymond Temple Elementary	57/66472-00-012	06/22/18	\$ 687,831	\$ -	
Grossmont Union High	San Diego	El Cajon Valley High	57/68130-00-028	06/22/18	\$ 3,143,831	\$ -	
Sweetwater Union High	San Diego	Bonita Vista Middle	57/68411-00-049	06/25/18	\$ 1,419,295	\$ -	
San Marcos Unified	San Diego	La Costa Meadows Elementary	57/73791-00-008	06/25/18	\$ 4,494,708	\$ -	
Colton Joint Unified	San Bernardino	Michael D'Arcy Elementary	57/67686-00-025	06/26/18	\$ 607,820	\$ -	
San Ramon Valley Unified	Contra Costa	California High	57/61804-00-034	06/28/18	\$ 3,194,794	\$ -	

SFP APPLICATIONS
 Modernization School Facilities Program
 - Workload as of September 30, 2019 -

District	County	Site Name	Application Number	OPSC Date Received	Estimated State Grant (a)	Financial Hardship (b)	Notification Occurred**
Clovis Unified	Fresno	Alta Sierra Intermediate	57/62117-00-058	06/28/18	\$ 4,357,733	\$ -	
Santa Ana Unified	Orange	Garfield Elementary	57/66670-00-054	06/28/18	\$ 3,245,002	\$ -	
Grossmont Union High	San Diego	West Hills High	57/68130-00-029	06/28/18	\$ 6,613,614	\$ -	
Rescue Union Elementary	El Dorado	Lake Forest Elementary	57/61978-00-004	06/29/18	\$ 1,988,626	\$ -	
Western Placer Unified	Placer	Glen Edwards Middle	57/66951-00-003	06/29/18	\$ 5,187,814	\$ -	
Wright Elementary	Sonoma	J X Wilson Elementary	57/71035-00-003	07/03/18	\$ 290,190	\$ -	
Hydesville Elementary	Humboldt	Hydesville Elementary	57/62885-00-002	07/06/18	\$ 259,295	\$ -	
Elk Grove Unified	Sacramento	Samuel Jackman Middle	57/67314-00-028	07/09/18	\$ 3,294,373	\$ -	
Elk Grove Unified	Sacramento	Eddy Middle School	57/67314-00-029	07/09/18	\$ 4,124,718	\$ -	
Elk Grove Unified	Sacramento	David Reese Elementary	57/67314-00-030	07/09/18	\$ 1,585,986	\$ -	
Elk Grove Unified	Sacramento	Jackson Elementary	57/67314-00-031	07/09/18	\$ 1,792,428	\$ -	
Elk Grove Unified	Sacramento	Florin Elementary	57/67314-00-032	07/10/18	\$ 2,821,509	\$ -	
Los Angeles Unified	Los Angeles	Dodson Middle School	57/64733-20-020	07/11/18	\$ 2,394,270	\$ -	
Muroc Joint Unified	Kern	Boron Junior-Senior High	57/63685-00-010	07/12/18	\$ 3,108,287	\$ -	
Del Norte County Unified	Del Norte	Joe Hamilton Elementary	57/61820-00-007	07/13/18	\$ 500,295	\$ -	
Golden Plains Unified	Fresno	San Joaquin Elementary	57/75234-00-007	07/13/18	\$ 3,776,997	\$ -	
Imperial County Office of Education	Imperial	De Anza 9th Grade Academy	57/10132-00-002	07/16/18	\$ 319,723	\$ 213,149	
Elk Grove Unified	Sacramento	Florin High	57/67314-00-033	07/16/18	\$ 6,021,182	\$ -	
Solana Beach Elementary	San Diego	Skyline Elementary	57/68387-00-004	07/17/18	\$ 591,537	\$ -	
Firebaugh-Las Deltas Unified	Fresno	Firebaugh Middle	57/73809-00-006	07/17/18	\$ 513,079	\$ -	
Norwalk-La Mirada Unified	Los Angeles	Los Alisos Middle	57/64840-00-031	07/18/18	\$ 1,508,943	\$ -	
Fountain Valley Elementary	Orange	Masuda (Kazuo) Middle	57/66498-00-012	07/19/18	\$ 2,829,122	\$ -	
La Honda-Pescadero Unified	San Mateo	La Honda Elementary	57/68940-00-001	07/19/18	\$ 769,626	\$ -	
Sequoia Union High	San Mateo	Sequoia High	57/69062-00-038	07/19/18	\$ 2,850,756	\$ -	
Franklin-McKinley Elementary	Santa Clara	Windmill Springs Elementary	57/69450-00-011	07/19/18	\$ 2,646,603	\$ -	
Franklin-McKinley Elementary	Santa Clara	Windmill Springs Elementary	57/69450-00-012	07/19/18	\$ 577,483	\$ -	
Torrance Unified	Los Angeles	Edward J Richardson Middle	57/65060-00-046	07/20/18	\$ 855,104	\$ -	
Ocean View Elementary	Orange	Westmont Elementary	57/66613-00-023	07/20/18	\$ 148,414	\$ -	
William S. Hart Union High	Los Angeles	Sierra Vista Junior High	57/65136-00-011	07/24/18	\$ 121,354	\$ -	
Fullerton Joint Union High	Orange	La Habra High	57/66514-00-021	07/24/18	\$ 964,915	\$ -	
Atascadero Unified	San Luis Obispo	Atascadero High	57/68700-00-008	07/24/18	\$ 1,343,650	\$ -	
Fairfield-Suisun Unified	Solano	Fairview Elementary	57/70540-00-018	07/24/18	\$ 2,802,793	\$ -	
Fairfield-Suisun Unified	Solano	Grange Middle	57/70540-00-019	07/24/18	\$ 1,245,177	\$ -	
Dublin Unified	Alameda	Dublin Elementary	57/75093-00-015	07/24/18	\$ 1,034,478	\$ -	
Norwalk-La Mirada Unified	Los Angeles	Arlie F Hutchinson Middle	57/64840-00-032	07/26/18	\$ 790,339	\$ -	
Norwalk-La Mirada Unified	Los Angeles	Gardenhill Elementary	57/64840-00-033	07/26/18	\$ 197,889	\$ -	
Garden Grove Unified	Orange	Merton E Hill Elementary	57/66522-00-087	07/26/18	\$ 228,917	\$ -	
Garden Grove Unified	Orange	C C Violette Elementary	57/66522-00-088	07/26/18	\$ 697,426	\$ -	
Garden Grove Unified	Orange	Heritage Elementary	57/66522-00-089	07/26/18	\$ 794,110	\$ -	
Oxnard Elementary	Ventura	Elm Street Elementary	57/72538-00-029	07/27/18	\$ 404,879	\$ -	
Oxnard Elementary	Ventura	McKinna Elementary	57/72538-00-030	07/27/18	\$ 467,912	\$ -	
Healdsburg Unified	Sonoma	Healdsburg Junior High	57/75390-00-003	07/30/18	\$ 2,573,598	\$ -	
Healdsburg Unified	Sonoma	Healdsburg High	57/75390-00-004	07/30/18	\$ 5,546,148	\$ -	
Barstow Unified	San Bernardino	Barstow Junior High	57/67611-00-004	07/31/18	\$ 5,061,294	\$ -	
Natomas Unified	Sacramento	Jefferson Elementary	57/75283-00-005	07/31/18	\$ 2,663,525	\$ -	
Los Angeles Unified	Los Angeles	Walnut Park Elementary	57/64733-00-701	08/01/18	\$ 454,404	\$ -	
Los Angeles Unified	Los Angeles	Fairfax Senior High	57/64733-00-702	08/01/18	\$ 1,160,178	\$ -	

SFP APPLICATIONS
 Modernization School Facilities Program
 - Workload as of September 30, 2019 -

District	County	Site Name	Application Number	OPSC Date Received	Estimated State Grant (a)	Financial Hardship (b)	Notification Occurred**
Anaheim Union High	Orange	John F Kennedy High	57/66431-00-018	08/02/18	\$ 1,533,622	\$ -	
Anaheim Union High	Orange	John F Kennedy High	57/66431-00-019	08/02/18	\$ 1,942,357	\$ -	
Exeter Unified	Tulare	Wilson Middle	57/76836-00-001	08/02/18	\$ 988,148	\$ -	
Konocti Unified	Lake	Lower Lake Elementary	57/64022-00-013	08/06/18	\$ 2,618,613	\$ -	
Pomona Unified	Los Angeles	Alcott Elementary	57/64907-00-032	08/06/18	\$ 583,195	\$ -	
Pomona Unified	Los Angeles	Washington Elementary	57/64907-00-033	08/07/18	\$ 1,677,895	\$ -	
Newcastle Elementary	Placer	Newcastle Elementary	57/66852-00-002	08/07/18	\$ 756,513	\$ 504,342	
Los Nietos Elementary	Los Angeles	Los Nietos Middle	57/64758-00-005	08/08/18	\$ 4,492,891	\$ -	
Whittier City Elementary	Los Angeles	Walter F Dexter Middle	57/65110-00-014	08/08/18	\$ 4,321,829	\$ -	
Saddleback Valley Unified	Orange	Portola Hills Elementary	57/73635-00-040	08/08/18	\$ 4,443,161	\$ -	
Berkeley Unified	Alameda	John Muir Elementary	57/61143-00-018	08/09/18	\$ 2,594,312	\$ -	
Chico Unified	Butte	Neal Dow Elementary	57/61424-00-006	08/10/18	\$ 2,038,050	\$ -	
Chico Unified	Butte	Marigold Elementary	57/61424-00-007	08/10/18	\$ 2,585,715	\$ -	
Chico Unified	Butte	Loma Vista	57/61424-00-008	08/10/18	\$ 246,682	\$ -	
Chico Unified	Butte	Shasta Elementary	57/61424-00-009	08/10/18	\$ 2,133,364	\$ -	
San Antonio Union Elementary	Monterey	San Antonio Elementary	57/66167-00-002	08/13/18	\$ 196,390	\$ -	
Fruitvale Elementary	Kern	Discovery Elementary	57/63479-00-003	08/14/18	\$ 3,053,627	\$ -	
Fruitvale Elementary	Kern	Quailwood Elementary	57/63479-00-004	08/14/18	\$ 98,944	\$ -	
Fruitvale Elementary	Kern	Fruitvale Junior High	57/63479-00-005	08/14/18	\$ 944,020	\$ -	
Roberts Ferry Union Elementary	Stanislaus	Roberts Ferry Union Elementary	57/71233-00-002	08/15/18	\$ 53,085	\$ 35,390	
Los Angeles Unified	Los Angeles	Widney (Joseph Pomeroy) High	58/64733-00-004*	08/15/18	\$ 464,881	\$ -	
Willows Unified	Glenn	Willows Intermediate	57/62661-00-006	08/17/18	\$ 587,603	\$ -	
Willows Unified	Glenn	Murdock Elementary	57/62661-00-007	08/17/18	\$ 2,003,968	\$ -	
Santa Ana Unified	Orange	George Washington Carver Elementary	57/66670-00-055	08/17/18	\$ 2,972,873	\$ -	
Irvine Unified	Orange	Canyon View Elementary	57/73650-00-032	08/17/18	\$ 1,671,074	\$ -	
Hughson Unified	Stanislaus	Emilie J Ross Middle	57/75549-00-004	08/17/18	\$ 422,593	\$ -	
Hughson Unified	Stanislaus	Hughson Elementary	57/75549-00-005	08/17/18	\$ 1,813,478	\$ -	
Central Union Elementary	Kings	Akers Elementary	57/63883-00-001	08/22/18	\$ 3,604,760	\$ 2,403,173	
Central Union Elementary	Kings	R J Neutra Elementary	57/63883-00-002	08/22/18	\$ 334,924	\$ 223,283	
Central Union Elementary	Kings	Central Elementary	57/63883-00-003	08/22/18	\$ 210,870	\$ 140,580	
Central Union Elementary	Kings	Stratford Elementary	57/63883-00-004	08/22/18	\$ 204,582	\$ 136,388	
San Dieguito Union High	San Diego	San Dieguito High Academy	57/68346-00-008	08/23/18	\$ 5,284,508	\$ -	
Ballico-Cressey Elementary	Merced	Ballico Elementary	57/65649-00-001	08/24/18	\$ 1,457,146	\$ 971,431	
Ballico-Cressey Elementary	Merced	Cressey Elementary	57/65649-00-002	08/24/18	\$ 796,291	\$ 530,861	
Huntington Beach City Elementary	Orange	Ralph E Hawes Elementary	57/66530-00-019	08/24/18	\$ 878,806	\$ -	
Tahoe-Truckee Unified	Placer	Kings Beach Elementary	57/66944-00-015	08/29/18	\$ 1,334,568	\$ -	
Irvine Unified	Orange	Meadow Park Elementary	57/73650-00-033	08/29/18	\$ 2,526,142	\$ -	
Lake Elementary	Glenn	Lake Elementary	57/62596-00-002	08/30/18	\$ 199,611	\$ 133,074	
Rescue Union Elementary	El Dorado	Marina Village Middle	57/61978-00-005	08/31/18	\$ 3,517,807	\$ -	
Nevada Joint Union High	Nevada	Bear River High	57/66357-00-011	08/31/18	\$ 1,701,785	\$ -	
Nevada Joint Union High	Nevada	Nevada Union High	57/66357-00-012	08/31/18	\$ 2,688,984	\$ -	
Galt Joint Union High	Sacramento	Galt High	57/67355-00-003	09/04/18	\$ 6,409,302	\$ -	
Golden Plains Unified	Fresno	Tranquillity Elementary	57/75234-00-008	09/04/18	\$ 292,319	\$ -	
Anaheim Union High	Orange	Dale Junior High	57/66431-00-020	09/05/18	\$ 2,140,488	\$ -	
Alta Loma Elementary	San Bernardino	Hermosa Elementary	57/67595-00-007	09/05/18	\$ 2,690,494	\$ -	
Alta Loma Elementary	San Bernardino	Deer Canyon Elementary	57/67595-00-008	09/05/18	\$ 2,877,659	\$ -	
Central Union High	Imperial	Southwest High	57/63115-00-004	09/06/18	\$ 1,517,899	\$ -	

SFP APPLICATIONS
 Modernization School Facilities Program
 - Workload as of September 30, 2019 -

District	County	Site Name	Application Number	OPSC Date Received	Estimated State Grant (a)	Financial Hardship (b)	Notification Occurred**
Robla Elementary	Sacramento	Main Avenue Elementary	57/67421-00-002	09/06/18	\$ 1,349,608	\$ -	
Campbell Union High	Santa Clara	Branham High	57/69401-00-022	09/06/18	\$ 1,886,758	\$ -	
Jacoby Creek Elementary	Humboldt	Jacoby Creek	57/62893-00-002	09/07/18	\$ 226,432	\$ 150,955	
Twin Rivers Unified	Sacramento	Vineland Elementary	57/76505-00-065	09/07/18	\$ 987,407	\$ -	
Clovis Unified	Fresno	Liberty Elementary	57/62117-00-059	09/10/18	\$ 2,193,297	\$ -	
Ripon Unified	San Joaquin	Colony Oak Elementary	57/68650-00-004	09/10/18	\$ 2,462,491	\$ -	
South San Francisco Unified	San Mateo	Westborough Middle	57/69070-00-020	09/12/18	\$ 304,412	\$ -	
Gilroy Unified	Santa Clara	Gilroy High	57/69484-00-009	09/12/18	\$ 919,980	\$ -	
Anaheim Union High	Orange	Savanna High	57/66431-00-022	09/13/18	\$ 3,673,572	\$ -	
Tahoe-Truckee Unified	Placer	Donner Trail Elementary	57/66944-00-016	09/13/18	\$ 326,254	\$ -	
Berkeley Unified	Alameda	Berkeley High	57/61143-00-019	09/14/18	\$ 17,680,064	\$ -	
Berkeley Unified	Alameda	Jefferson Elementary	57/61143-00-020	09/14/18	\$ 841,012	\$ -	
Burbank Unified	Los Angeles	George Washington Elementary	57/64337-00-021	09/14/18	\$ 565,643	\$ -	
Burbank Unified	Los Angeles	Theodore Roosevelt Elementary	57/64337-00-022	09/14/18	\$ 1,282,669	\$ -	
Castro Valley Unified	Alameda	Canyon Middle	57/61150-00-025	09/17/18	\$ 1,369,317	\$ -	
Colton Joint Unified	San Bernardino	Colton Middle	57/67686-00-026	09/17/18	\$ 2,585,057	\$ -	
Franklin-McKinley Elementary	Santa Clara	G W Hellyer Elementary	57/69450-00-013	09/17/18	\$ 1,394,725	\$ -	
Washington Colony Elementary	Fresno	Washington Colony Elementary	57/62513-00-002	09/18/18	\$ 169,187	\$ 112,791	
Elk Grove Unified	Sacramento	Union House Elementary	57/67314-00-034	09/18/18	\$ 1,338,228	\$ -	
Kings River Union Elementary	Tulare	Kings River Elementary	57/71969-00-002	09/18/18	\$ 192,184	\$ 128,122	
Anaheim Union High	Orange	Oxford Academy	57/66431-00-023	09/19/18	\$ 2,216,299	\$ -	
Twin Rivers Unified	Sacramento	Frederick Joyce Elementary	57/76505-00-066	09/19/18	\$ 3,874,280	\$ -	
Yuba County Office of Education	Yuba	Goldfield School (Sdl)	57/10587-00-003	09/20/18	\$ 367,576	\$ 245,051	
Live Oak Unified	Sutter	Live Oak Middle	57/71399-00-002	09/21/18	\$ 1,003,548	\$ -	
Live Oak Unified	Sutter	Luther Elementary	57/71399-00-003	09/21/18	\$ 610,682	\$ -	
Clear Creek Elementary	Nevada	Clear Creek Elementary	57/66324-00-002	09/24/18	\$ 39,656	\$ 26,437	
Anaheim Elementary	Orange	Marshall (John) Elementary	57/66423-00-032	09/24/18	\$ 8,260,797	\$ -	
Berkeley Unified	Alameda	Willard Middle	57/61143-00-021	09/25/18	\$ 1,854,825	\$ -	
Monroe Elementary	Fresno	Monroe Elementary	57/62323-00-001	09/25/18	\$ 153,017	\$ 102,011	
Lakeport Unified	Lake	Terrace Middle	57/64030-00-009	09/25/18	\$ 1,743,589	\$ -	
Fairfield-Suisun Unified	Solano	Dan O Root Elementary	57/70540-00-020	09/25/18	\$ 3,261,347	\$ -	
Riverside Unified	Riverside	Polytechnic High	57/67215-00-035	09/26/18	\$ 3,692,426	\$ -	
Pomona Unified	Los Angeles	Diamond Point Elementary	57/64907-00-034	09/27/18	\$ 468,070	\$ -	
Pomona Unified	Los Angeles	Montvue Elementary	57/64907-00-035	09/27/18	\$ 472,591	\$ -	
Folsom-Cordova Unified	Sacramento	Oak Chan Elementary	57/67330-21-006	09/28/18	\$ 2,362,326	\$ -	
Ripon Unified	San Joaquin	Weston Elementary	57/68650-00-005	09/28/18	\$ 2,288,270	\$ -	
Roseville Joint Union High	Placer	Oakmont High	57/66928-00-004	10/01/18	\$ 2,152,365	\$ -	
San Ramon Valley Unified	Contra Costa	Montevideo Elementary	57/61804-00-035	10/02/18	\$ 2,858,942	\$ -	
Norwalk-La Mirada Unified	Los Angeles	Norwalk High	57/64840-00-034	10/03/18	\$ 1,726,535	\$ -	
San Ramon Valley Unified	Contra Costa	Green Valley Elementary	57/61804-00-036	10/04/18	\$ 3,312,817	\$ -	
Grossmont Union High	San Diego	Grossmont High	57/68130-00-030	10/05/18	\$ 3,110,103	\$ -	
Grossmont Union High	San Diego	Helix High	57/68130-00-031	10/08/18	\$ 3,895,700	\$ -	
Alameda Unified	Alameda	Edison Elementary	57/61119-00-020	10/09/18	\$ 974,685	\$ -	
San Ramon Valley Unified	Contra Costa	Golden View Elementary	57/61804-00-037	10/09/18	\$ 3,191,788	\$ -	
Westside Elementary	Fresno	Westside Elementary	57/62547-00-001	10/09/18	\$ 160,144	\$ 106,763	
Compton Unified	Los Angeles	Centennial High	57/73437-01-042	10/10/18	\$ 855,992	\$ -	
Compton Unified	Los Angeles	Dominguez High	57/73437-01-043	10/10/18	\$ 1,833,817	\$ -	

SFP APPLICATIONS
 Modernization School Facilities Program
 - Workload as of September 30, 2019 -

District	County	Site Name	Application Number	OPSC Date Received	Estimated State Grant (a)	Financial Hardship (b)	Notification Occurred**
San Ramon Valley Unified	Contra Costa	Rancho Romero Elementary	57/61804-00-038	10/12/18	\$ 659,074	\$ -	
Alvina Elementary	Fresno	Alvina Elementary Charter	57/61994-00-001	10/12/18	\$ 125,412	\$ 83,608	
Grossmont Union High	San Diego	Granite Hills High	57/68130-00-032	10/12/18	\$ 1,031,181	\$ -	
San Marcos Unified	San Diego	San Marcos Middle	57/73791-00-009	10/15/18	\$ 2,917,239	\$ -	
Alview-Dairyland Union Elementary	Madera	Alview Elementary	57/65177-00-003	10/16/18	\$ 126,175	\$ 84,116	
Alview-Dairyland Union Elementary	Madera	Dairyland Elementary	57/65177-00-004	10/16/18	\$ 137,620	\$ 91,747	
San Diego Unified	San Diego	Logan K-8	57/68338-00-231	10/16/18	\$ 2,655,019	\$ -	
Nevada Joint Union High	Nevada	Bear River High	57/66357-00-013	10/17/18	\$ 894,488	\$ -	
Nevada Joint Union High	Nevada	Bear River High	57/66357-00-014	10/17/18	\$ 1,538,138	\$ -	
Anaheim Union High	Orange	Polaris High (Alternative)	57/66431-00-024	10/17/18	\$ 3,621,798	\$ -	
Visalia Unified	Tulare	Ivanhoe Elementary	57/72256-00-027	10/17/18	\$ 2,980,599	\$ -	
Visalia Unified	Tulare	Washington Elementary	57/72256-00-028	10/17/18	\$ 1,855,395	\$ -	
Visalia Unified	Tulare	Crowley Elementary	57/72256-00-029	10/17/18	\$ 3,280,063	\$ -	
Contra Costa County Office of Education	Contra Costa	Liberty High	57/10074-00-004	10/18/18	\$ 160,969	\$ 107,312	
Chicago Park Elementary	Nevada	Chicago Park Elementary	57/66316-00-002	10/18/18	\$ 21,527	\$ 14,351	
Chicago Park Elementary	Nevada	Chicago Park Community Charter	57/66316-00-003	10/18/18	\$ 42,717	\$ 28,478	
Rescue Union Elementary	El Dorado	Green Valley Elementary	57/61978-00-006	10/22/18	\$ 2,690,494	\$ -	
Alta Loma Elementary	San Bernardino	Vineyard Junior High	57/67595-00-009	10/22/18	\$ 3,973,736	\$ -	
Alta Loma Elementary	San Bernardino	Victoria Groves Elementary	57/67595-00-010	10/23/18	\$ 2,716,628	\$ -	
Long Beach Unified	Los Angeles	Webster Elementary	57/64725-00-022	10/24/18	\$ 4,070,543	\$ -	
Davis Joint Unified	Yolo	Cesar Chavez Elementary	57/72678-00-015	10/24/18	\$ 1,251,636	\$ -	
Lafayette Elementary	Contra Costa	M H Stanley Middle	57/61713-00-005	10/25/18	\$ 3,057,118	\$ -	
Lafayette Elementary	Contra Costa	Lafayette Elementary	57/61713-00-006	10/25/18	\$ 201,590	\$ -	
Lafayette Elementary	Contra Costa	Happy Valley Elementary	57/61713-00-007	10/25/18	\$ 802,496	\$ -	
Long Beach Unified	Los Angeles	Mann Elementary	57/64725-00-023	10/25/18	\$ 1,187,052	\$ -	
Long Beach Unified	Los Angeles	Lindsey Academy	57/64725-00-024	10/25/18	\$ 2,263,506	\$ -	
Long Beach Unified	Los Angeles	Garfield Elementary	57/64725-00-025	10/25/18	\$ 2,719,384	\$ -	
Long Beach Unified	Los Angeles	Stephens Middle	57/64725-00-026	10/25/18	\$ 3,365,831	\$ -	
Long Beach Unified	Los Angeles	Rogers Middle	57/64725-00-027	10/25/18	\$ 1,501,644	\$ -	
Long Beach Unified	Los Angeles	Lowell Elementary	57/64725-00-028	10/25/18	\$ 6,454,309	\$ -	
Long Beach Unified	Los Angeles	Kettering Elementary	57/64725-00-029	10/25/18	\$ 2,974,945	\$ -	
Long Beach Unified	Los Angeles	Jefferson Leadership Academies	57/64725-00-030	10/25/18	\$ 10,307,408	\$ -	
Long Beach Unified	Los Angeles	McKinley Elementary	57/64725-00-031	10/25/18	\$ 4,860,576	\$ -	
Napa Valley Unified	Napa	River Charter	57/66266-00-031	10/25/18	\$ 725,438	\$ -	
Cupertino Union	Santa Clara	John F Kennedy Middle	57/69419-00-030	10/26/18	\$ 1,171,653	\$ -	
Sylvan Union Elementary	Stanislaus	Orchard Elementary	57/71290-00-009	10/26/18	\$ 2,920,825	\$ -	
Sylvan Union Elementary	Stanislaus	Sylvan Elementary	57/71290-00-010	10/26/18	\$ 2,914,989	\$ -	
Castro Valley Unified	Alameda	Castro Valley High	57/61150-00-026	10/29/18	\$ 2,534,802	\$ -	
Dixie Elementary	Marin	Dixie Elementary	57/65318-00-005	10/29/18	\$ 1,046,163	\$ -	
Dixie Elementary	Marin	Mary E Silveira Elementary	57/65318-00-006	10/29/18	\$ 1,672,947	\$ -	
Dixie Elementary	Marin	Vallecito Elementary	57/65318-00-007	10/29/18	\$ 2,100,176	\$ -	
Grossmont Union High	San Diego	Monte Vista High	57/68130-00-033	10/29/18	\$ 182,570	\$ -	
Monterey Peninsula Unified	Monterey	Central Coast High	57/66092-00-027	10/30/18	\$ 753,791	\$ -	
Orange Unified	Orange	Orange High	57/66621-00-054	10/30/18	\$ 4,111,981	\$ -	
Tahoe-Truckee Unified	Placer	Truckee Elementary	57/66944-00-017	10/30/18	\$ 2,843,377	\$ -	
South San Francisco Unified	San Mateo	Junipero Serra Elementary	57/69070-00-021	10/30/18	\$ 719,036	\$ -	
Coalinga-Huron Unified	Fresno	Coalinga High	57/62125-00-011	10/31/18	\$ 2,081,923	\$ -	

SFP APPLICATIONS
 Modernization School Facilities Program
 - Workload as of September 30, 2019 -

District	County	Site Name	Application Number	OPSC Date Received	Estimated State Grant (a)	Financial Hardship (b)	Notification Occurred**
Central Union High	Imperial	Central Union High	57/63115-00-005	10/31/18	\$ 7,303,418	\$ 4,868,945	
McSwain Union Elementary	Merced	McSwain Elementary	57/65763-00-004	10/31/18	\$ 1,413,052	\$ 942,035	
San Juan Unified	Sacramento	Dyer-Kelly Elementary	57/67447-00-064	10/31/18	\$ 941,416	\$ -	
San Juan Unified	Sacramento	Greer Elementary	57/67447-00-065	10/31/18	\$ 731,760	\$ -	
San Ramon Valley Unified	Contra Costa	Vista Grande Elementary	57/61804-00-039	11/01/18	\$ 650,568	\$ -	
Centralia Elementary	Orange	Buena Terra Elementary	57/66472-00-013	11/02/18	\$ 102,941	\$ -	
Corcoran Joint Unified	Kings	Corcoran High	57/63891-00-013	11/05/18	\$ 1,150,070	\$ -	
Long Beach Unified	Los Angeles	Lakewood High	57/64725-00-032	11/06/18	\$ 2,119,315	\$ -	
Long Beach Unified	Los Angeles	Riley Elementary	57/64725-00-033	11/06/18	\$ 5,656,656	\$ -	
Long Beach Unified	Los Angeles	MacArthur Elementary	57/64725-00-034	11/06/18	\$ 4,787,307	\$ -	
Caruthers Unified	Fresno	Caruthers Elementary	57/75598-00-004	11/06/18	\$ 4,296,680	\$ -	
Clovis Unified	Fresno	Clovis East High	57/62117-00-060	11/07/18	\$ 4,150,531	\$ -	
Clovis Unified	Fresno	Reyburn Intermediate	57/62117-00-061	11/07/18	\$ 2,134,400	\$ -	
Carpinteria Unified	Santa Barbara	Carpinteria Senior High	57/69146-00-005	11/08/18	\$ 2,701,648	\$ -	
Carpinteria Unified	Santa Barbara	Carpinteria Senior High	57/69146-00-006	11/08/18	\$ 4,918,787	\$ -	
Fairfield-Suisun Unified	Solano	E Ruth Sheldon Academy of Innovative Learning	57/70540-00-021	11/08/18	\$ 2,257,059	\$ -	
Jurupa Unified	Riverside	West Riverside Elementary	57/67090-00-016	11/09/18	\$ 3,725,685	\$ -	
Val Verde Unified	Riverside	Rancho Verde High	57/75242-00-003	11/09/18	\$ 12,507,420	\$ -	
Galt Joint Union Elementary	Sacramento	Valley Oaks Elementary	57/67348-00-002	11/13/18	\$ 3,144,369	\$ -	
Mountain View Whisman	Santa Clara	Gabriela Mistral Elementary	57/69591-00-005	11/13/18	\$ 2,919,174	\$ -	
Centralia Elementary	Orange	Danbrook Elementary	57/66472-00-014	11/14/18	\$ 193,776	\$ -	
Santa Ana Unified	Orange	Valley High	57/66670-00-056	11/14/18	\$ 2,414,147	\$ -	
Western Placer Unified	Placer	Lincoln High	57/66951-00-004	11/14/18	\$ 5,731,319	\$ -	
San Rafael City High	Marin	San Rafael High	57/65466-00-005	11/16/18	\$ 1,721,260	\$ -	
Chino Valley Unified	San Bernardino	Oak Ridge Elementary	57/67678-00-024	11/16/18	\$ 3,248,313	\$ -	
Chino Valley Unified	San Bernardino	Gerald F Litel Elementary	57/67678-00-025	11/16/18	\$ 2,769,885	\$ -	
Chino Valley Unified	San Bernardino	Howard Cattle Elementary	57/67678-00-026	11/16/18	\$ 3,393,365	\$ -	
Carpinteria Unified	Santa Barbara	Carpinteria Junior High	57/69146-00-007	11/16/18	\$ 728,598	\$ -	
Cutler-Orosi Joint Unified	Tulare	Cutler Elementary	57/71860-00-013	11/19/18	\$ 2,648,382	\$ -	
Twin Rivers Unified	Sacramento	Creative Connections Arts Academy	57/76505-00-067	11/19/18	\$ 214,532	\$ -	
Long Beach Unified	Los Angeles	Cleveland Elementary	57/64725-00-035	11/20/18	\$ 1,198,670	\$ -	
Long Beach Unified	Los Angeles	Longfellow Elementary	57/64725-00-036	11/20/18	\$ 1,748,164	\$ -	
Carpinteria Unified	Santa Barbara	Aliso Elementary	57/69146-00-008	11/20/18	\$ 491,094	\$ -	
Ramona City Unified	San Diego	James Dukes Elementary	57/68304-00-005	11/26/18	\$ 347,419	\$ 231,613	
Ramona City Unified	San Diego	Barnett Elementary	57/68304-00-006	11/26/18	\$ 347,419	\$ 231,613	
Ramona City Unified	San Diego	Olive Peirce Middle	57/68304-00-007	11/26/18	\$ 653,129	\$ 435,420	
Ramona City Unified	San Diego	Mt Woodson Elementary	57/68304-00-008	11/26/18	\$ 387,631	\$ 258,420	
Lucia Mar Unified	San Luis Obispo	Arroyo Grande High	57/68759-00-013	11/27/18	\$ 1,978,891	\$ -	
West Contra Costa Unified	Contra Costa	Helms Middle	57/61796-00-052	11/28/18	\$ 4,133,414	\$ -	
William S. Hart Union High	Los Angeles	William S Hart High	57/65136-00-012	11/29/18	\$ 6,141,672	\$ -	
Carpinteria Unified	Santa Barbara	Canalino Elementary	57/69146-00-009	11/29/18	\$ 3,842,590	\$ -	
Ocean View	Ventura	Ocean View Junior High	57/72512-00-005	11/29/18	\$ 1,787,081	\$ -	
Charter Oak Unified	Los Angeles	Willow Elementary	57/64378-00-012	11/30/18	\$ 903,779	\$ -	
San Juan Unified	Sacramento	Ottomon Way Elementary	57/67447-00-066	12/03/18	\$ 1,837,923	\$ -	
San Juan Unified	Sacramento	Carriage Drive Elementary	57/67447-00-067	12/03/18	\$ 2,938,487	\$ -	
San Juan Unified	Sacramento	Twin Lakes Elementary	57/67447-00-068	12/03/18	\$ 2,502,662	\$ -	
Big Springs Union Elementary	Siskiyou	Big Springs Elementary	57/70185-00-002	12/03/18	\$ 587,555	\$ 391,703	

SFP APPLICATIONS
 Modernization School Facilities Program
 - Workload as of September 30, 2019 -

District	County	Site Name	Application Number	OPSC Date Received	Estimated State Grant (a)	Financial Hardship (b)	Notification Occurred**
Inglewood Unified	Los Angeles	Monroe (Albert F) Magnet Middle School	57/64634-00-003	12/04/18	\$ 2,832,675	\$ -	
San Rafael City High	Marin	Terra Linda High	57/65466-00-006	12/04/18	\$ 2,142,720	\$ -	
Kings Canyon Joint Unified	Fresno	Jefferson Elementary	57/62265-00-025	12/05/18	\$ 1,871,766	\$ -	
Kings Canyon Joint Unified	Fresno	Dunlap Elementary	57/62265-00-026	12/05/18	\$ 1,162,498	\$ -	
Lafayette Elementary	Contra Costa	Springhill Elementary	57/61713-00-008	12/06/18	\$ 504,351	\$ -	
Chino Valley Unified	San Bernardino	Ruben S Ayala High	57/67678-00-027	12/06/18	\$ 2,428,639	\$ -	
Los Angeles Unified	Los Angeles	Reseda High	57/64733-39-009	12/10/18	\$ 948,526	\$ -	
Los Angeles Unified	Los Angeles	Wilshire Crest Elementary	57/64733-31-008	12/11/18	\$ 1,707,891	\$ -	
Newport-Mesa Unified	Orange	Mariners Elementary	57/66597-00-043	12/12/18	\$ 853,087	\$ -	
Alta Loma Elementary	San Bernardino	Floyd M Stork Elementary	57/67595-00-011	12/12/18	\$ 3,041,428	\$ -	
Alta Loma Elementary	San Bernardino	Floyd M Stork Elementary	57/67595-00-012	12/12/18	\$ 2,899,744	\$ -	
San Francisco Unified	San Francisco	Wells (Ida B) High	57/68478-63-005	12/13/18	\$ 1,522,603	\$ -	
Konocti Unified	Lake	Konocti Education Center	57/64022-00-014	12/17/18	\$ 666,518	\$ -	
Los Angeles Unified	Los Angeles	Lassen Elementary	57/64733-00-703	12/17/18	\$ 906,125	\$ -	
Monterey Peninsula Unified	Monterey	Seaside High	57/66092-00-028	12/17/18	\$ 420,057	\$ -	
East Side Union High	Santa Clara	James Lick High	57/69427-00-036	12/17/18	\$ 204,961	\$ -	
Santa Monica-Malibu Unified	Los Angeles	Franklin Elementary	57/64980-00-016	12/18/18	\$ 604,818	\$ -	
Campbell Union High	Santa Clara	Westmont High	57/69401-00-023	12/18/18	\$ 441,170	\$ -	
Santa Monica-Malibu Unified	Los Angeles	Webster Elementary	57/64980-00-017	12/19/18	\$ 146,832	\$ -	
Santa Monica-Malibu Unified	Los Angeles	Roosevelt Elementary	57/64980-00-018	12/19/18	\$ 733,608	\$ -	
Santa Monica-Malibu Unified	Los Angeles	McKinley Elementary	57/64980-00-019	12/19/18	\$ 359,546	\$ -	
Tahoe-Truckee Unified	Placer	Tahoe Lake Elementary	57/66944-00-018	12/19/18	\$ 742,372	\$ -	
Solvang Elementary	Santa Barbara	Solvang Elementary	57/69336-00-003	12/20/18	\$ 686,194	\$ -	
Ontario-Montclair	San Bernardino	Euclid Elementary	57/67819-00-031	12/21/18	\$ 306,982	\$ -	
Ontario-Montclair	San Bernardino	Lehigh Elementary	57/67819-00-032	12/21/18	\$ 1,222,986	\$ -	
Ontario-Montclair	San Bernardino	Central Language Academy	57/67819-00-033	12/21/18	\$ 2,554,618	\$ -	
Santa Barbara Unified	Santa Barbara	McKinley Elementary	57/67819-00-010	12/21/18	\$ 2,115,033	\$ -	
Santa Barbara Unified	Santa Barbara	San Marcos Senior High	57/67819-00-011	12/21/18	\$ 1,017,157	\$ -	
Banning Unified	Riverside	Banning High	57/66985-00-006	12/24/18	\$ 7,016,067	\$ 4,677,378	
Liberty Union High	Contra Costa	Liberty High	57/61721-00-003	12/26/18	\$ 2,120,240	\$ -	
Los Angeles Unified	Los Angeles	Kenter Canyon Elementary	57/64733-47-011	12/26/18	\$ 2,840,465	\$ -	
Ontario-Montclair	San Bernardino	Vina Danks Middle	57/67819-00-034	12/26/18	\$ 296,984	\$ -	
Knights Ferry Elementary	Stanislaus	Knights Ferry Elementary	57/71142-00-001	12/26/18	\$ 103,460	\$ 68,973	
Orange Unified	Orange	El Modena High	57/66621-00-055	01/02/19	\$ 10,356,704	\$ -	
Orange Unified	Orange	Fletcher Elementary	57/66621-00-056	01/02/19	\$ 444,804	\$ -	
Santa Barbara Unified	Santa Barbara	Harding University Partnership	57/67819-00-012	01/02/19	\$ 212,713	\$ -	
Humboldt County Office of Education	Humboldt	Glen Paul	57/10124-00-001	01/03/19	\$ 138,966	\$ 92,644	
San Ramon Valley Unified	Contra Costa	John Baldwin Elementary	57/61804-00-040	01/07/19	\$ 136,084	\$ -	
Alameda Unified	Alameda	Franklin Elementary	57/61119-00-021	01/09/19	\$ 890,102	\$ -	
Los Angeles Unified	Los Angeles	Pio Pico Middle	57/64733-00-704	01/09/19	\$ 2,295,835	\$ -	
Los Angeles Unified	Los Angeles	President Avenue Elementary	57/64733-29-016	01/09/19	\$ 1,297,297	\$ -	
Alta Loma Elementary	San Bernardino	Alta Loma Junior High	57/67595-00-013	01/09/19	\$ 4,606,096	\$ -	
Ocean View	Ventura	Mar Vista Elementary	57/72512-00-006	01/10/19	\$ 373,353	\$ -	
Berkeley Unified	Alameda	Longfellow Arts and Technology Middle	57/61143-00-022	01/11/19	\$ 985,988	\$ -	
Fremont Unified	Alameda	Irvington High	57/61176-00-038	01/11/19	\$ 1,839,676	\$ -	
Fremont Unified	Alameda	Washington High	57/61176-00-039	01/11/19	\$ 351,297	\$ -	
Fremont Unified	Alameda	Oliveira Elementary	57/61176-00-040	01/11/19	\$ 517,558	\$ -	

SFP APPLICATIONS
 Modernization School Facilities Program
 - Workload as of September 30, 2019 -

District	County	Site Name	Application Number	OPSC Date Received	Estimated State Grant (a)	Financial Hardship (b)	Notification Occurred**
Fremont Unified	Alameda	Patterson Elementary	57/61176-00-041	01/11/19	\$ 562,478	\$ -	
Fremont Unified	Alameda	Parkmont Elementary	57/61176-00-042	01/11/19	\$ 730,776	\$ -	
Santa Ana Unified	Orange	Century High	57/66670-00-057	01/11/19	\$ 12,511,940	\$ -	
Santa Ana Unified	Orange	Santa Ana High	57/66670-00-058	01/11/19	\$ 14,050,434	\$ -	
East Side Union High	Santa Clara	Mt Pleasant High	57/69427-00-037	01/11/19	\$ 677,533	\$ -	
Dixon Unified	Solano	Dixon High	57/70532-00-005	01/11/19	\$ 3,378,143	\$ -	
Ceres Unified	Stanislaus	Carroll Fowler Elementary	57/71043-00-015	01/11/19	\$ 2,643,935	\$ -	
Los Angeles Unified	Los Angeles	Menlo Avenue Elementary	57/64733-00-705	01/14/19	\$ 4,440,414	\$ -	
Los Angeles Unified	Los Angeles	Elizabeth Learning Center	57/64733-00-706	01/14/19	\$ 6,683,235	\$ -	
Los Angeles Unified	Los Angeles	Twenty-Eighth Street Elementary	57/64733-00-707	01/14/19	\$ 10,035,126	\$ -	
Los Angeles Unified	Los Angeles	Madison Elementary	57/64733-00-708	01/14/19	\$ 1,053,241	\$ -	
Los Angeles Unified	Los Angeles	Revere (Paul) Junior Midsite	57/64733-21-034	01/14/19	\$ 1,219,332	\$ -	
Lemoore Union High	Kings	Lemoore High	57/63982-00-004	01/15/19	\$ 1,004,112	\$ -	
Duarte Unified	Los Angeles	Royal Oaks STEAM Academy (K-8)	57/64469-00-012	01/15/19	\$ 1,258,856	\$ -	
South Whittier Elementary	Los Angeles	Lake Marie Elementary	57/65037-00-009	01/15/19	\$ 297,658	\$ -	
South Whittier Elementary	Los Angeles	Los Altos Elementary	57/65037-00-010	01/15/19	\$ 143,827	\$ -	
Galt Joint Union Elementary	Sacramento	River Oaks Elementary	57/67348-00-003	01/15/19	\$ 878,806	\$ -	
Wheatland Union High	Yuba	Wheatland Union High	57/72769-00-001	01/15/19	\$ 1,769,188	\$ -	
Capistrano Unified	Orange	Capistrano Valley High	57/66464-00-019	01/16/19	\$ 1,608,184	\$ -	
Lucia Mar Unified	San Luis Obispo	Grover Beach Elementary	57/68759-00-014	01/16/19	\$ 2,234,152	\$ -	
Lucia Mar Unified	San Luis Obispo	Harloe Elementary	57/68759-00-015	01/16/19	\$ 2,311,485	\$ -	
El Centro Elementary	Imperial	Harding Elementary	57/63123-00-015	01/18/19	\$ 1,700,340	\$ -	
South Pasadena Unified	Los Angeles	South Pasadena Senior High	57/65029-00-006	01/18/19	\$ 3,031,556	\$ -	
Chaffey Joint Union High	San Bernardino	Rancho Cucamonga High	57/67652-00-007	01/18/19	\$ 2,602,347	\$ -	
Hope Elementary	Tulare	Hope Elementary	57/71944-00-002	01/18/19	\$ 113,636	\$ 75,757	
Capistrano Unified	Orange	Dana Hills High	57/66464-00-020	01/22/19	\$ 1,832,693	\$ -	
Capistrano Unified	Orange	San Clemente High	57/66464-00-021	01/22/19	\$ 1,501,778	\$ -	
Capistrano Unified	Orange	Tesoro High	57/66464-00-022	01/22/19	\$ 1,938,922	\$ -	
Corona-Norco Unified	Riverside	John Adams Elementary	57/67033-00-018	01/22/19	\$ 1,565,633	\$ -	
Corona-Norco Unified	Riverside	Garretson Elementary	57/67033-00-019	01/22/19	\$ 1,169,780	\$ -	
Corona-Norco Unified	Riverside	Lincoln Fundamental Elementary	57/67033-00-020	01/22/19	\$ 1,169,780	\$ -	
Corona-Norco Unified	Riverside	Norco Elementary	57/67033-00-021	01/22/19	\$ 753,650	\$ -	
Temecula Valley Unified	Riverside	Rancho Vista High	57/75192-00-013	01/22/19	\$ 1,464,893	\$ -	
Temecula Valley Unified	Riverside	Susan H Nelson	57/75192-00-014	01/22/19	\$ 1,040,845	\$ -	
Pierce Joint Unified	Colusa	Arbuckle Elementary	57/61614-00-008	01/23/19	\$ 1,771,025	\$ -	
Pajaro Valley Unified	Santa Cruz	H A Hyde Elementary	57/69799-00-025	01/23/19	\$ 1,856,309	\$ -	
Ventura County Office of Education	Ventura	Dean Triggs School	57/10561-00-007	01/24/19	\$ 17,762	\$ 11,842	
Fremont Unified	Alameda	Steven Millard Elementary	57/61176-00-043	01/24/19	\$ 582,885	\$ -	
Fremont Unified	Alameda	Mission San Jose Elementary	57/61176-00-044	01/24/19	\$ 1,448,830	\$ -	
Duarte Unified	Los Angeles	Beardslee Dual Language Immersion Academy (P	57/64469-00-013	01/24/19	\$ 1,899,981	\$ -	
Anaheim Elementary	Orange	Roosevelt (Theodore) Elementary	57/66423-00-033	01/24/19	\$ 6,206,326	\$ -	
Chino Valley Unified	San Bernardino	Rolling Ridge Elementary	57/67678-00-028	01/24/19	\$ 3,126,978	\$ -	
Chino Valley Unified	San Bernardino	Country Springs Elementary	57/67678-00-029	01/24/19	\$ 3,261,560	\$ -	
Del Norte County Unified	Del Norte	Crescent Elk Middle	57/61820-00-008	01/25/19	\$ 1,243,880	\$ -	
Lemoore Union High	Kings	Lemoore High	57/63982-00-005	01/25/19	\$ 1,410,412	\$ -	
Madera Unified	Madera	Madera South High	57/65243-00-007	01/25/19	\$ 4,674,702	\$ -	
Kentfield Elementary	Marin	Anthony G Bacich Elementary	57/65334-00-004	01/25/19	\$ 1,263,559	\$ -	

SFP APPLICATIONS
 Modernization School Facilities Program
 - Workload as of September 30, 2019 -

District	County	Site Name	Application Number	OPSC Date Received	Estimated State Grant (a)	Financial Hardship (b)	Notification Occurred**
Huntington Beach City Elementary	Orange	Ethel Dwyer Middle	57/66530-00-020	01/25/19	\$ 2,955,708	\$ -	
San Diego Unified	San Diego	Boone Elementary	57/68338-00-232	01/25/19	\$ 9,903	\$ -	
San Diego Unified	San Diego	Hickman Elementary	57/68338-00-233	01/25/19	\$ 1,434,996	\$ -	
San Diego Unified	San Diego	Penn Elementary	57/68338-00-234	01/25/19	\$ 1,578,960	\$ -	
San Diego Unified	San Diego	Spreckels Elementary	57/68338-00-235	01/25/19	\$ 821,988	\$ -	
San Diego Unified	San Diego	De Portola Middle	57/68338-00-236	01/25/19	\$ 3,561,465	\$ -	
San Diego Unified	San Diego	Bethune K-8	57/68338-00-237	01/25/19	\$ 3,189,468	\$ -	
San Diego Unified	San Diego	La Jolla High	57/68338-00-238	01/25/19	\$ 4,024,308	\$ -	
San Diego Unified	San Diego	Riley	57/68338-00-239	01/25/19	\$ 1,999,658	\$ -	
San Diego Unified	San Diego	Emerson Bandini Elementary	57/68338-00-240	01/25/19	\$ 4,168,015	\$ -	
San Diego Unified	San Diego	Zamorano Elementary	57/68338-00-241	01/25/19	\$ 1,843,377	\$ -	
San Diego Unified	San Diego	Sandburg Elementary	57/68338-00-242	01/25/19	\$ 1,750,788	\$ -	
San Diego Unified	San Diego	Serra High	57/68338-00-243	01/25/19	\$ 3,050,850	\$ -	
San Diego Unified	San Diego	Mira Mesa High	57/68338-00-244	01/25/19	\$ 7,499,848	\$ -	
San Diego Unified	San Diego	Standley Middle	57/68338-00-245	01/25/19	\$ 1,655,344	\$ -	
San Diego Unified	San Diego	Pacific View (Lee) Elementary	57/68338-00-246	01/25/19	\$ 1,068,120	\$ -	
San Diego Unified	San Diego	Mira Mesa High	57/68338-00-247	01/25/19	\$ 1,864,990	\$ -	
San Diego Unified	San Diego	Morse High	57/68338-00-248	01/25/19	\$ 726,703	\$ -	
San Diego Unified	San Diego	Miramar Ranch Elementary	57/68338-00-249	01/25/19	\$ 766,260	\$ -	
San Diego Unified	San Diego	Franklin Elementary	57/68338-00-250	01/25/19	\$ 1,202,796	\$ -	
San Diego Unified	San Diego	Vista Grande Elementary	57/68338-00-251	01/25/19	\$ 520,128	\$ -	
San Diego Unified	San Diego	De Portola Middle	57/68338-00-252	01/25/19	\$ 3,561,465	\$ -	
San Diego Unified	San Diego	Doyle Elementary	57/68338-00-253	01/25/19	\$ 445,824	\$ -	
San Diego Unified	San Diego	University City High	57/68338-00-254	01/25/19	\$ 2,778,192	\$ -	
San Diego Unified	San Diego	Iftin Charter	57/68338-00-255	01/25/19	\$ 2,674,944	\$ -	
Garden Grove Unified	Orange	Thomas Paine Elementary	57/66522-00-090	01/28/19	\$ 1,038,367	\$ -	
Sonora Elementary	Tuolumne	Sonora Elementary	57/72371-00-005	01/28/19	\$ 1,990,027	\$ -	
Duarte Unified	Los Angeles	Duarte High	57/64469-00-014	01/29/19	\$ 804,640	\$ -	
San Rafael City Elementary	Marin	Laurel Dell Elementary	57/65458-00-013	01/29/19	\$ 1,725,432	\$ -	
Fairfield-Suisun Unified	Solano	K I Jones Elementary	57/70540-00-022	01/29/19	\$ 3,272,209	\$ -	
Waukena Joint Union Elementary	Tulare	Waukena Joint Union Elementary	57/72264-00-001	01/29/19	\$ 170,358	\$ 113,572	
Rescue Union Elementary	El Dorado	Rescue Elementary	57/61978-00-007	01/30/19	\$ 1,130,547	\$ -	
Los Angeles Unified	Los Angeles	Ninety-Third Street Elementary	57/64733-00-709	01/30/19	\$ 3,491,576	\$ -	
Fremont Unified	Alameda	Harvey Green Elementary	57/61176-00-045	01/31/19	\$ 620,916	\$ -	
Fremont Unified	Alameda	Forest Park Elementary	57/61176-00-046	01/31/19	\$ 641,798	\$ -	
Fremont Unified	Alameda	J Haley Durham Elementary	57/61176-00-047	01/31/19	\$ 638,231	\$ -	
Fremont Unified	Alameda	Joshua Chadbourne Elementary	57/61176-00-048	01/31/19	\$ 829,945	\$ -	
Wasco Union High	Kern	Wasco High	57/63859-00-001	01/31/19	\$ 1,200,674	\$ -	
Brittan Elementary	Sutter	Brittan Elementary	57/71357-00-003	01/31/19	\$ 1,386,987	\$ 924,658	
Fremont Unified	Alameda	Warwick Elementary	57/61176-00-049	02/01/19	\$ 836,828	\$ -	
West Contra Costa Unified	Contra Costa	Crespi Junior High	57/61796-00-053	02/01/19	\$ 3,482,164	\$ -	
Edison Elementary	Kern	Orangewood Elementary	57/63438-00-003	02/01/19	\$ 412,895	\$ 275,263	
Edison Elementary	Kern	Edison Middle	57/63438-00-004	02/01/19	\$ 69,429	\$ 46,286	
Newport-Mesa Unified	Orange	College Park Elementary	57/66597-00-044	02/01/19	\$ 2,214,508	\$ -	
Newport-Mesa Unified	Orange	Pomona Elementary	57/66597-00-045	02/01/19	\$ 1,189,179	\$ -	
Santa Ana Unified	Orange	Martin Luther King Jr Elementary	57/66670-00-059	02/01/19	\$ 4,421,914	\$ -	
San Diego Unified	San Diego	Foster Elementary	57/68338-00-256	02/01/19	\$ 334,368	\$ -	

SFP APPLICATIONS
 Modernization School Facilities Program
 - Workload as of September 30, 2019 -

District	County	Site Name	Application Number	OPSC Date Received	Estimated State Grant (a)	Financial Hardship (b)	Notification Occurred**
San Diego Unified	San Diego	Chesterton Elementary	57/68338-00-257	02/01/19	\$ 292,572	\$ -	
San Diego Unified	San Diego	Garfield Elementary	57/68338-00-258	02/01/19	\$ 2,509,653	\$ -	
San Diego Unified	San Diego	Bethune K-8	57/68338-00-259	02/01/19	\$ 3,189,468	\$ -	
San Diego Unified	San Diego	Millennial Tech Middle	57/68338-00-260	02/01/19	\$ 2,544,969	\$ -	
San Diego Unified	San Diego	Mira Mesa High	57/68338-00-261	02/01/19	\$ 1,864,990	\$ -	
San Diego Unified	San Diego	Oak Park Elementary	57/68338-00-262	02/01/19	\$ 154,698	\$ -	
San Diego Unified	San Diego	Perry Elementary	57/68338-00-263	02/01/19	\$ 250,776	\$ -	
San Diego Unified	San Diego	Millennial Tech Middle	57/68338-00-264	02/01/19	\$ 2,544,969	\$ -	
San Diego Unified	San Diego	Holmes Elementary	57/68338-00-265	02/01/19	\$ 1,086,696	\$ -	
Livermore Valley Joint Unified	Alameda	Emma C Smith Elementary	57/61200-00-021	02/04/19	\$ 806,840	\$ -	
Livermore Valley Joint Unified	Alameda	Sunset Elementary	57/61200-00-022	02/04/19	\$ 954,394	\$ -	
Livermore Valley Joint Unified	Alameda	Livermore High	57/61200-00-023	02/04/19	\$ 6,138,167	\$ -	
Livermore Valley Joint Unified	Alameda	Granada High	57/61200-00-024	02/04/19	\$ 14,488,238	\$ -	
Livermore Valley Joint Unified	Alameda	Junction K-8	57/61200-00-025	02/04/19	\$ 1,042,102	\$ -	
Livermore Valley Joint Unified	Alameda	Rancho Las Positas Elementary	57/61200-00-026	02/04/19	\$ 731,931	\$ -	
Livermore Valley Joint Unified	Alameda	Jackson Avenue Elementary	57/61200-00-027	02/04/19	\$ 425,578	\$ -	
Livermore Valley Joint Unified	Alameda	Leo R Croce Elementary	57/61200-00-028	02/04/19	\$ 1,635,895	\$ -	
Livermore Valley Joint Unified	Alameda	Arroyo Seco Elementary	57/61200-00-029	02/04/19	\$ 1,029,485	\$ -	
Los Angeles Unified	Los Angeles	Alain Leroy Locke College Preparatory Academy	57/64733-00-710	02/04/19	\$ 3,102,815	\$ -	
Los Angeles Unified	Los Angeles	Serrania Avenue Elementary	57/64733-00-711	02/04/19	\$ 567,652	\$ -	
Los Angeles Unified	Los Angeles	Thirty-Second Street USC Performing Arts	57/64733-00-712	02/04/19	\$ 3,722,787	\$ -	
Los Angeles Unified	Los Angeles	Belvedere Middle	57/64733-09-011	02/04/19	\$ 530,839	\$ -	
Los Angeles Unified	Los Angeles	Palisades Charter Elementary	57/64733-47-012	02/04/19	\$ 696,398	\$ -	
San Bernardino City Unified	San Bernardino	Sierra High	57/67876-00-109	02/04/19	\$ 2,676,097	\$ -	
Fremont Unified	Alameda	Tom Maloney Elementary	57/61176-00-050	02/05/19	\$ 619,428	\$ -	
Fremont Unified	Alameda	Cabrillo Elementary	57/61176-00-051	02/05/19	\$ 590,224	\$ -	
Los Angeles Unified	Los Angeles	Chatsworth Charter High	57/64733-00-713	02/05/19	\$ 7,480,405	\$ -	
William S. Hart Union High	Los Angeles	William S Hart High	57/65136-00-013	02/05/19	\$ 4,608,312	\$ -	
San Diego Unified	San Diego	Tierrasanta Elementary	57/68338-00-266	02/05/19	\$ 928,800	\$ -	
Lucia Mar Unified	San Luis Obispo	Nipomo Elementary	57/68759-00-016	02/05/19	\$ 1,371,741	\$ -	
Garden Grove Unified	Orange	Bryant Elementary	57/66522-00-091	02/06/19	\$ 513,322	\$ -	
Garden Grove Unified	Orange	Woodbury Elementary	57/66522-00-092	02/06/19	\$ 645,227	\$ -	
San Juan Unified	Sacramento	Del Paso Manor Elementary	57/67447-00-069	02/06/19	\$ 3,154,346	\$ -	
Morgan Hill Unified	Santa Clara	Lewis H Britton Middle	57/69583-00-014	02/06/19	\$ 5,996,563	\$ -	
Alameda Unified	Alameda	Lincoln Middle	57/61119-00-022	02/08/19	\$ 338,327	\$ -	
Fountain Valley Elementary	Orange	Plavan (Urbain H) Elementary	57/66498-00-013	02/08/19	\$ 1,080,941	\$ -	
Red Bluff Joint Union High	Tehama	Red Bluff High	57/71639-00-004	02/08/19	\$ 8,377,107	\$ -	
Temecula Valley Unified	Riverside	Vail Elementary	57/75192-00-015	02/08/19	\$ 2,704,612	\$ -	
Berkeley Unified	Alameda	Washington Elementary	57/61143-00-023	02/11/19	\$ 1,601,011	\$ -	
Bakersfield City	Kern	Voorhies Elementary	57/63321-00-017	02/11/19	\$ 4,528,560	\$ -	
Los Angeles Unified	Los Angeles	Northridge Middle	57/64733-00-714	02/11/19	\$ 3,303,498	\$ -	
Los Angeles Unified	Los Angeles	Sylmar High	57/64733-00-715	02/11/19	\$ 4,850,619	\$ -	
Los Angeles Unified	Los Angeles	Carpenter Community Charter	57/64733-00-716	02/11/19	\$ 539,095	\$ -	
Los Angeles Unified	Los Angeles	John Muir Middle	57/64733-14-004	02/11/19	\$ 2,652,764	\$ -	
Corning Union High	Tehama	Corning High	57/71506-00-002	02/11/19	\$ 1,533,448	\$ -	
Davis Joint Unified	Yolo	North Davis Elementary	57/72678-00-016	02/11/19	\$ 669,113	\$ -	
Davis Joint Unified	Yolo	Valley Oak Elementary	57/72678-00-017	02/11/19	\$ 951,148	\$ -	

SFP APPLICATIONS
 Modernization School Facilities Program
 - Workload as of September 30, 2019 -

District	County	Site Name	Application Number	OPSC Date Received	Estimated State Grant (a)	Financial Hardship (b)	Notification Occurred**
Del Norte County Unified	Del Norte	Pine Grove Elementary	57/61820-00-009	02/12/19	\$ 156,735	\$ 104,490	
Del Norte County Unified	Del Norte	Bess Maxwell Elementary	57/61820-00-010	02/12/19	\$ 193,436	\$ 128,957	
Del Norte County Unified	Del Norte	Mary Peacock Elementary	57/61820-00-011	02/12/19	\$ 248,274	\$ 165,516	
Monterey Peninsula Unified	Monterey	Los Arboles Middle	57/66092-00-029	02/12/19	\$ 1,104,890	\$ -	
Etiwanda Elementary	San Bernardino	Caryn Elementary	57/67702-00-002	02/12/19	\$ 2,595,452	\$ -	
Fremont Unified	Alameda	Niles Elementary	57/61176-00-052	02/13/19	\$ 525,412	\$ -	
Red Bluff Joint Union High	Tehama	Red Bluff High	57/71639-00-003	02/13/19	\$ 8,160,549	\$ -	
Fresno Unified	Fresno	Irwin O Addicott Elementary	57/62166-00-142	02/14/19	\$ 889,302	\$ -	
Fresno Unified	Fresno	Fresno High	57/62166-00-143	02/14/19	\$ 417,237	\$ -	
Monterey Peninsula Unified	Monterey	Central Coast High	57/66092-00-030	02/14/19	\$ 157,663	\$ -	
Monterey Peninsula Unified	Monterey	Stilwell (Joseph W) Elementary	57/66092-00-031	02/14/19	\$ 828,437	\$ -	
Redwood City Elementary	San Mateo	North Star Academy	57/69005-00-006	02/14/19	\$ 694,190	\$ -	
East Side Union High	Santa Clara	Foothill High	57/69427-00-038	02/14/19	\$ 1,048,606	\$ -	
Brawley Elementary	Imperial	Barbara Worth Junior High	57/63073-00-004	02/15/19	\$ 591,616	\$ 394,410	
Brawley Elementary	Imperial	Miguel Hidalgo Elementary	57/63073-00-005	02/15/19	\$ 259,394	\$ 172,929	
Brawley Elementary	Imperial	Phil D Swing Elementary	57/63073-00-006	02/15/19	\$ 107,415	\$ 71,610	
Brawley Elementary	Imperial	Myron D Witter Elementary	57/63073-00-007	02/15/19	\$ 323,175	\$ 215,450	
Brawley Elementary	Imperial	J W Oakley Elementary	57/63073-00-008	02/15/19	\$ 738,805	\$ 492,537	
Napa Valley Unified	Napa	El Centro Elementary	57/66266-00-032	02/15/19	\$ 621,034	\$ -	
San Bernardino City Unified	San Bernardino	North Park Elementary	57/67876-00-110	02/15/19	\$ 1,263,683	\$ -	
Davis Joint Unified	Yolo	Oliver Wendell Holmes Junior High	57/72678-00-018	02/15/19	\$ 1,513,033	\$ -	
Temecula Valley Unified	Riverside	James L Day Middle	57/75192-00-016	02/15/19	\$ 3,086,295	\$ -	
Del Norte County Unified	Del Norte	Mountain Elementary	57/61820-00-012	02/19/19	\$ 81,194	\$ 54,130	
Del Norte County Unified	Del Norte	Redwood Elementary	57/61820-00-013	02/19/19	\$ 132,303	\$ 88,202	
Del Norte County Unified	Del Norte	Smith River Elementary	57/61820-00-014	02/19/19	\$ 105,975	\$ 70,650	
Centinel Valley Union High	Los Angeles	Hawthorne High	57/64352-00-008	02/19/19	\$ 900,114	\$ -	
Downey Unified	Los Angeles	Rio San Gabriel Elementary	57/64451-00-032	02/19/19	\$ 2,440,923	\$ -	
Los Angeles Unified	Los Angeles	Corona Avenue Elementary	57/64733-00-717	02/19/19	\$ 8,172,218	\$ -	
Los Angeles Unified	Los Angeles	Manchester Avenue Elementary	57/64733-00-718	02/19/19	\$ 853,629	\$ -	
Moreno Valley Unified	Riverside	Landmark Middle	57/67124-00-011	02/19/19	\$ 6,394,314	\$ -	
Atascadero Unified	San Luis Obispo	Creston Elementary	57/68700-00-009	02/19/19	\$ 609,289	\$ -	
Dublin Unified	Alameda	Frederiksen Elementary	57/75093-00-016	02/19/19	\$ 532,488	\$ -	
West Park Elementary	Fresno	West Park Elementary	57/62539-00-001	02/20/19	\$ 2,451,741	\$ -	
Wasco Union High	Kern	Westside High (Continuation)	57/63859-00-002	02/20/19	\$ 4,563,812	\$ -	
Fountain Valley Elementary	Orange	Cox (James H) Elementary	57/66498-00-014	02/20/19	\$ 410,145	\$ -	
Fountain Valley Elementary	Orange	Oka (Isojiro) Elementary	57/66498-00-015	02/20/19	\$ 684,338	\$ -	
Ocean View	Orange	College View Elementary	57/66613-00-024	02/20/19	\$ 137,761	\$ -	
South San Francisco Unified	San Mateo	Alta Loma Middle	57/69070-00-022	02/20/19	\$ 480,530	\$ -	
Montecito Union Elementary	Santa Barbara	Montecito Union	57/69252-00-001	02/20/19	\$ 3,465,601	\$ 2,310,401	
Rosemead Elementary	Los Angeles	Emma W Shuey Elementary	57/64931-00-013	02/21/19	\$ 2,236,172	\$ -	
Rosemead Elementary	Los Angeles	Encinita Elementary	57/64931-00-014	02/21/19	\$ 2,744,406	\$ -	
San Rafael City Elementary	Marin	James B Davidson Middle	57/65458-00-014	02/21/19	\$ 2,375,446	\$ -	
Castro Valley Unified	Alameda	Castro Valley High	57/61150-00-027	02/22/19	\$ 4,392,880	\$ -	
Los Angeles Unified	Los Angeles	Christopher Columbus Middle	57/64733-00-719	02/22/19	\$ 5,588,324	\$ -	
Los Angeles Unified	Los Angeles	Phineas Banning Senior High	57/64733-00-720	02/22/19	\$ 5,499,604	\$ -	
Westminster Elementary	Orange	DeMille Elementary	57/66746-00-019	02/22/19	\$ 1,006,950	\$ -	
San Diego Unified	San Diego	Pacific Beach Middle	57/68338-00-267	02/22/19	\$ 3,742,898	\$ -	

SFP APPLICATIONS
 Modernization School Facilities Program
 - Workload as of September 30, 2019 -

District	County	Site Name	Application Number	OPSC Date Received	Estimated State Grant (a)	Financial Hardship (b)	Notification Occurred**
San Diego Unified	San Diego	Longfellow K-8	57/68338-00-268	02/22/19	\$ 3,593,476	\$ -	
Los Angeles Unified	Los Angeles	San Pedro Senior High	57/64733-20-021	02/25/19	\$ 1,985,912	\$ -	
Los Angeles Unified	Los Angeles	University High	57/64733-21-035	02/25/19	\$ 14,715,719	\$ -	
Garden Grove Unified	Orange	Brookhurst Elementary	57/66522-00-093	02/25/19	\$ 856,739	\$ -	
Roseville Joint Union High	Placer	Roseville High	57/66928-00-005	02/25/19	\$ 9,190,283	\$ -	
Barstow Unified	San Bernardino	Montara Elementary	57/67611-00-005	02/25/19	\$ 492,636	\$ -	
San Rafael City Elementary	Marin	San Pedro Elementary	57/65458-00-015	02/26/19	\$ 1,342,919	\$ -	
Chula Vista Elementary	San Diego	Harborside Elementary	57/68023-00-018	02/26/19	\$ 1,727,012	\$ -	
Chula Vista Elementary	San Diego	Sunnyside Elementary	57/68023-00-019	02/26/19	\$ 1,603,654	\$ -	
Grossmont Union High	San Diego	Mount Miguel High	57/68130-00-034	02/26/19	\$ 171,453	\$ -	
San Ramon Valley Unified	Contra Costa	San Ramon Valley High	57/61804-00-042	02/27/19	\$ 1,466,180	\$ -	
Newport-Mesa Unified	Orange	Newport Heights Elementary	57/66597-00-046	02/27/19	\$ 1,357,631	\$ -	
Riverside Unified	Riverside	Highgrove Elementary	57/67215-00-036	02/27/19	\$ 2,343,802	\$ -	
Ceres Unified	Stanislaus	Caswell Elementary	57/71043-00-016	02/27/19	\$ 806,252	\$ -	
Reef-Sunset Unified	Kings	Reef Sunset Middle	57/73932-00-010	02/27/19	\$ 1,683,520	\$ 1,122,347	
Castro Valley Unified	Alameda	Palomares Elementary	57/61150-00-028	02/28/19	\$ 219,553	\$ -	
San Ramon Valley Unified	Contra Costa	California High	57/61804-00-041	02/28/19	\$ 1,593,117	\$ -	
Sanger Unified	Fresno	Washington Academic Middle	57/62414-00-018	02/28/19	\$ 1,338,565	\$ -	
Los Angeles Unified	Los Angeles	Crenshaw Senior High	57/64733-00-721	02/28/19	\$ 13,126,327	\$ -	
Los Angeles Unified	Los Angeles	San Fernando Senior High	57/64733-73-006	02/28/19	\$ 1,028,847	\$ -	
Mountain View Elementary	Los Angeles	Baker Elementary	57/64816-00-001	02/28/19	\$ 6,818,888	\$ -	
Mountain View Elementary	Los Angeles	Willard F Payne Elementary	57/64816-00-002	02/28/19	\$ 2,822,355	\$ -	
Mountain View Elementary	Los Angeles	Parkview Elementary	57/64816-00-003	02/28/19	\$ 3,924,977	\$ -	
Mountain View Elementary	Los Angeles	Maxson Elementary	57/64816-00-004	02/28/19	\$ 4,447,828	\$ -	
Mountain View Elementary	Los Angeles	Alfred S Madrid Middle	57/64816-00-005	02/28/19	\$ 2,991,065	\$ -	
Mountain View Elementary	Los Angeles	Twin Lakes Elementary	57/64816-00-006	02/28/19	\$ 2,713,876	\$ -	
Mountain View Elementary	Los Angeles	La Primaria Elementary	57/64816-00-007	02/28/19	\$ 1,803,109	\$ -	
Mountain View Elementary	Los Angeles	Jerry Voorhis Elementary	57/64816-00-008	02/28/19	\$ 3,198,061	\$ -	
Manhattan Beach Unified	Los Angeles	Mira Costa High	57/75333-00-007	02/28/19	\$ 2,548,471	\$ -	
Chico Unified	Butte	Nord Country School	58/61424-00-001	07/09/19	\$ 218,504	\$ -	
Buckeye Union Elementary	El Dorado	Blue Oak Elementary	58/61838-00-001	07/30/19	\$ 297,131	\$ -	
Piedmont City Unified	Alameda	Piedmont High	58/61275-00-004	08/01/19	\$ 2,821,820	\$ -	
Big Creek Elementary	Fresno	Big Creek Elementary	58/62026-00-001	08/08/19	\$ 193,661	\$ -	
Gorman Joint School District	Los Angeles	Gorman Elementary	58/64584-00-001	08/19/19	\$ 52,652	\$ -	
Ontario-Montclair	San Bernardino	Serrano Middle	58/67819-00-003*	09/06/19	\$ 1,067,593	\$ -	
Ontario-Montclair	San Bernardino	Ray Wiltsey Middle	58/67819-00-004*	09/06/19	\$ 795,204	\$ -	
Los Molinos Unified	Tehama	Vina Elementary	58/71571-00-003	09/09/19	\$ 585,474	\$ -	
Montecito Union Elementary	Santa Barbara	Montecito Union School	58/69252-00-001	09/23/19	\$ 93,119	\$ -	
Montecito Union Elementary	Santa Barbara	Montecito Union School	58/69252-00-002	09/23/19	\$ 170,011	\$ -	
Galt Joint Union Elementary	Sacramento	Marengo Ranch Elementary	58/67348-00-002	09/30/19	\$ 2,368,629	\$ -	
Yreka Union High	Siskiyou	Yreka High	58/70516-00-001	10/03/19	\$ 1,097,536	\$ -	
					\$ 2,199,945,388	\$ 53,871,027	
						\$2,253,816,415	

MODERNIZATION FUNDING SUBTOTALS	\$ 2,190,184,054	\$ 53,871,027
MODERNIZATION FACILITY HARDSHIP - NON SEISMIC	\$ 7,898,537	\$ -
TOTAL MODERNIZATION FUNDING		\$2,251,953,618

SFP APPLICATIONS
 Modernization School Facilities Program
 - Workload as of September 30, 2019 -

District	County	Site Name	Application Number	OPSC Date Received	Estimated State Grant (a)	Financial Hardship (b)	Notification Occurred**
					\$ 1,862,797	\$ -	

(a) Represents estimated 60% state share of project including excessive cost grants. Sesimic Mitigation Program projects represents the estimated 50% state share of project. Amounts shown have not been reviewed by OPSC for compliance with all School Facility Program requirements.

(b) Represents estimated financial hardship. Amounts shown have not been reviewed by OPSC for compliance with all School Facility Program requirements.

*Facility Hardship project requesting Seismic Mitigation Program funding.

**School districts have been notified that the Office of Public School Construction will begin processing the district's application in the near future.

*** These applications exceed the available bond authority. The applications were submitted prior to OPSC's notification to school districts to submit a school board resolution with the application.

CHARTER SCHOOL FACILITIES PROGRAM (CSFP)
 Remaining Unfunded In-House CSFP Applications as of September 30, 2019
 Listed in Alphabetical Order by County

County	District	Charter School	Received Date	Status
Alameda	Hayward Unified	Golden Oak Montessori of Hayward*	06/05/17	Beyond Authority
Alameda	Hayward Unified	Golden Oak Montessori of Hayward*	06/05/17	Beyond Authority
Alameda	Hayward Unified	Silver Oak High*	06/05/17	Beyond Authority
Alameda	Oakland Unified	American Indian Public High*	06/05/17	Beyond Authority
Alameda	Oakland Unified	Aspire Public Schools - Aspire College Academy*	06/01/17	Beyond Authority
Alameda	Oakland Unified	Envision Education - Envision Academy of Arts and Technology*	06/05/17	Beyond Authority
Alameda	Oakland Unified	Oakland School for the Arts*	06/05/17	Beyond Authority
Alameda	Oakland Unified	Oakland Unity High*	05/26/17	Beyond Authority
Alameda	San Lorenzo Unified	KIPP Summit Academy*	06/05/17	Beyond Authority
Butte	Oroville City Elementary	STREAM Charter *	06/05/17	Beyond Authority
El Dorado	Camino Union	Camino Science and Natural Resources Charter*	06/02/17	Beyond Authority
El Dorado	Camino Union	Camino Science and Natural Resources Charter*	06/02/17	Beyond Authority
Fresno	Clovis Unified	Clovis Online Charter (Sunnyside-Herndon)*	06/05/17	Beyond Authority
Fresno	Clovis Unified	Clovis Online Charter (Sunnyside-Herndon)*	06/05/17	Beyond Authority
Fresno	Clovis Unified	Clovis Online Charter (Fowler-Herndon)*	06/05/17	Beyond Authority
Fresno	Clovis Unified	Clovis Online Charter (Fowler-Herndon)*	06/05/17	Beyond Authority
Fresno	Kings Canyon Unified	Reedley Middle College High *	06/05/17	Beyond Authority
Fresno	Sanger Unified	Hallmark Charter*	06/05/17	Beyond Authority
Fresno	Sanger Unified	Hallmark Charter*	06/05/17	Beyond Authority
Imperial	Imperial County Office of Education	Imperial Pathways Charter - Del Rio Campus*	06/05/17	Beyond Authority
Imperial	Imperial County Office of Education	Imperial Pathways Charter - Valley Campus*	06/05/17	Beyond Authority
Kings	Lemoore Union High	Lemoore Middle College High*	06/05/17	Beyond Authority
Los Angeles	Inglewood Unified	ICEF Inglewood Elementary Charter*	06/05/17	Beyond Authority
Los Angeles	Inglewood Unified	ICEF Inglewood Middle Charter*	06/05/17	Beyond Authority
Los Angeles	Inglewood Unified	Today's Fresh Start - Inglewood*	06/05/17	Beyond Authority
Los Angeles	Los Angeles Unified	Academia Avance*	06/05/17	Beyond Authority
Los Angeles	Los Angeles Unified	Aspire Public Schools - Aspire Centennial College Preparatory*	06/01/17	Beyond Authority
Los Angeles	Los Angeles Unified	Birmingham Community Charter High*	05/31/17	Beyond Authority
Los Angeles	Los Angeles Unified	Bright Star Secondary Charter Academy*	05/30/17	Beyond Authority
Los Angeles	Los Angeles Unified	Citizens of the World 2 (Silver Lake)*	06/05/17	Beyond Authority
Los Angeles	Los Angeles Unified	Citizens of the World 3 (Mar Vista)*	06/05/17	Beyond Authority
Los Angeles	Los Angeles Unified	Citizens of the World Hollywood Charter*	06/05/17	Beyond Authority
Los Angeles	Los Angeles Unified	City Charter*	06/05/17	Beyond Authority
Los Angeles	Los Angeles Unified	Colfax Elementary*	06/05/17	Beyond Authority
Los Angeles	Los Angeles Unified	Extera Public Schools #1*	06/05/17	Beyond Authority
Los Angeles	Los Angeles Unified	Extera Public Schools #2*	06/05/17	Beyond Authority
Los Angeles	Los Angeles Unified	Gabriella Charter*	06/05/17	Beyond Authority
Los Angeles	Los Angeles Unified	Gabriella Charter #2*	06/05/17	Beyond Authority
Los Angeles	Los Angeles Unified	Granada Hills Charter (Devonshire Campus)*	06/05/17	Beyond Authority
Los Angeles	Los Angeles Unified	Granada Hills Charter (New Media Center)*	06/05/17	Beyond Authority
Los Angeles	Los Angeles Unified	Grover Cleveland Charter High*	06/05/17	Beyond Authority
Los Angeles	Los Angeles Unified	ICEF Vista Elementary Charter Academy*	06/05/17	Beyond Authority
Los Angeles	Los Angeles Unified	ICEF Vista Middle Charter Academy*	06/05/17	Beyond Authority
Los Angeles	Los Angeles Unified	LA Promise Fund High*	06/05/17	Beyond Authority
Los Angeles	Los Angeles Unified	Magnolia Science Academy - 2*	06/05/17	Beyond Authority
Los Angeles	Los Angeles Unified	Magnolia Science Academy - 3*	06/05/17	Beyond Authority
Los Angeles	Los Angeles Unified	Magnolia Science Academy - 5*	06/05/17	Beyond Authority
Los Angeles	Los Angeles Unified	Marquez Charter*	06/05/17	Beyond Authority
Los Angeles	Los Angeles Unified	New Heights Charter*	05/31/17	Beyond Authority
Los Angeles	Los Angeles Unified	Palisades Charter High*	05/30/17	Beyond Authority
Los Angeles	Los Angeles Unified	Stella Elementary Charter Academy*	05/30/17	Beyond Authority
Los Angeles	Los Angeles Unified	Stella Middle Charter Academy*	05/30/17	Beyond Authority
Los Angeles	Los Angeles Unified	Synergy Charter Academy*	05/30/17	Beyond Authority
Los Angeles	Los Angeles Unified	Synergy Charter Kinetic*	05/30/17	Beyond Authority
Los Angeles	Los Angeles Unified	Synergy Charter Quantum Academy*	05/30/17	Beyond Authority
Los Angeles	Los Angeles Unified	Taft Charter High*	06/05/17	Beyond Authority
Los Angeles	Los Angeles Unified	Today's Fresh Start - Compton*	06/05/17	Beyond Authority
Los Angeles	Los Angeles Unified	USC College Preparatory - Blue Campus*	06/02/17	Beyond Authority
Los Angeles	Los Angeles Unified	USC College Preparatory - Orange Campus*	06/02/17	Beyond Authority
Los Angeles	Los Angeles Unified	Valor Academy Elementary*	05/30/17	Beyond Authority
Los Angeles	Los Angeles Unified	Vaughn Elementary School Arts Center*	04/12/17	Beyond Authority
Los Angeles	Los Angeles Unified	Vaughn High School Arts Center*	04/12/17	Beyond Authority
Los Angeles	Los Angeles Unified	Vaughn Middle School Arts Center*	04/12/17	Beyond Authority
Los Angeles	Los Angeles Unified	Westside Innovative School House Charter Community School*	06/05/17	Beyond Authority
Los Angeles	Los Angeles Unified	Westside Innovative School House Charter High*	06/05/17	Beyond Authority
Los Angeles	Long Beach Unified	Intellectual Virtues Academy High*	06/05/17	Beyond Authority
Madera	Chawanakee Unified	Minarets Charter High*	06/01/17	Beyond Authority
Napa	Napa Valley Unified	River Charter*	06/05/17	Beyond Authority
Napa	Napa Valley Unified	River Charter*	06/05/17	Beyond Authority
Napa	Napa Valley Unified	Stone Bridge Charter*	06/05/17	Beyond Authority
Nevada	Grass Valley Elementary	Grass Valley Charter*	06/05/17	Beyond Authority

CHARTER SCHOOL FACILITIES PROGRAM (CSFP)
 Remaining Unfunded In-House CSFP Applications as of September 30, 2019
 Listed in Alphabetical Order by County

Nevada	Grass Valley Elementary	Grass Valley Charter*	06/05/17	Beyond Authority
Nevada	Grass Valley Elementary	Nevada City School of the Arts*	06/01/17	Beyond Authority
Orange	Orange Unified	El Rancho Charter*	04/20/17	Beyond Authority
Riverside	Riverside County Office of Education	Riverside County Education Academy*	06/05/17	Beyond Authority
Sacramento	Elk Grove Unified	Elk Grove Charter School*	06/05/17	Beyond Authority
Sacramento	Natomas Unified	Westlake K-8 Charter*	05/22/17	Beyond Authority
Sacramento	Sacramento City Unified	Aspire Public Schools - Aspire Capitol Heights Academy*	06/01/17	Beyond Authority
Sacramento	Sacramento City Unified	Capitol Collegiate Academy*	06/05/17	Beyond Authority
Sacramento	San Juan Unified	California Montessori Project - San Juan Campus (Orangevale)*	06/05/17	Beyond Authority
Sacramento	San Juan Unified	Golden Valley Orchard Charter*	06/05/17	Beyond Authority
Sacramento	San Juan Unified	Golden Valley River Charter*	06/05/17	Beyond Authority
Sacramento	Twin Rivers Unified	Creative Connections Arts Academy*	06/05/17	Beyond Authority
Sacramento	Twin Rivers Unified	Creative Connections Arts Academy*	06/05/17	Beyond Authority
Sacramento	Twin Rivers Unified	Smythe Academy*	06/05/17	Beyond Authority
Sacramento	Twin Rivers Unified	Smythe Academy*	06/05/17	Beyond Authority
Sacramento	Twin Rivers Unified	Westside Preparatory Academy*	06/05/17	Beyond Authority
Sacramento	Twin Rivers Unified	Westside Preparatory Academy*	06/05/17	Beyond Authority
San Benito	Hollister Elementary	Navigator Schools - Hollister Preparatory*	06/05/17	Beyond Authority
San Benito	Hollister Elementary	Navigator Schools - Hollister Preparatory*	06/05/17	Beyond Authority
San Diego	Chula Vista Elementary	Arroyo Vista Charter*	06/05/17	Beyond Authority
San Diego	Chula Vista Elementary	Chula Vista Learning Community*	06/05/17	Beyond Authority
San Diego	Chula Vista Elementary	Chula Vista Learning Community*	06/05/17	Beyond Authority
San Diego	Chula Vista Elementary	Discovery Charter*	06/05/17	Beyond Authority
San Diego	Chula Vista Elementary	Discovery Charter*	06/05/17	Beyond Authority
San Diego	Chula Vista Elementary	Feaster Charter*	06/05/17	Beyond Authority
San Diego	Chula Vista Elementary	Feaster Charter*	06/05/17	Beyond Authority
San Diego	Chula Vista Elementary	Mueller Charter*	06/05/17	Beyond Authority
San Diego	Chula Vista Elementary	Mueller Charter*	06/05/17	Beyond Authority
San Diego	Grossmont Union High	Liberty Charter High *	06/05/17	Beyond Authority
San Diego	San Diego Unified	Health Sciences High and Middle College*	05/18/17	Beyond Authority
San Diego	San Diego Unified	Innovations Academy*	05/18/17	Beyond Authority
San Diego	San Diego Unified	Museum School*	05/18/17	Beyond Authority
San Diego	South Bay Union	Nestor Charter*	06/05/17	Beyond Authority
San Joaquin	New Jerusalem Elementary	Delta Charter School*	06/05/17	Beyond Authority
San Joaquin	Stockton Unified	Aspire Public School - Aspire APEX Academy*	06/01/17	Beyond Authority
San Joaquin	Tracy Unified	Tracy Learning Center - Discovery Charter*	06/05/17	Beyond Authority
San Mateo	San Carlos Elementary	Charter Learning Center*	06/02/17	Beyond Authority
San Mateo	San Carlos Elementary	Charter Learning Center*	06/02/17	Beyond Authority
Santa Clara	East Side Union High	Alpha Public Schools - Cindy Avitia High *	06/05/17	Beyond Authority
Santa Clara	Gilroy Unified	Navigator Schools - Gilroy Preparatory*	06/05/17	Beyond Authority
Shasta	Enterprise Elementary	Pace Academy*	06/05/17	Beyond Authority
Shasta	Enterprise Elementary	Pace Academy*	06/05/17	Beyond Authority
Solano	Vallejo Unified	MIT Academy Middle School *	05/22/17	Beyond Authority
Solano	Vallejo Unified	MIT Academy Middle School *	05/22/17	Beyond Authority
Sonoma	Old Adobe Union	Loma Vista Immersion Academy*	06/05/17	Beyond Authority
Sonoma	Petaluma City Elementary	Live Oak Charter*	06/05/17	Beyond Authority
Sonoma	Sebastopol Union	Sebastopol Independent Charter*	06/05/17	Beyond Authority
Sonoma	Twin Hills Union	Twin Hills Charter Middle School*	05/26/17	Beyond Authority
Sonoma	Windsor Unified	Cali Calmecac Language Academy*	05/25/17	Beyond Authority
Sonoma	Windsor Unified	Cali Calmecac Language Academy *	05/25/17	Beyond Authority
Ventura	Ventura Unified	Ventura Charter School*	05/26/17	Beyond Authority
Yolo	Washington Unified	Washington Middle College High School*	06/05/17	Beyond Authority

*CSFP applications that did not receive a Preliminary Charter School Apportionment will be retained through the end of 2018 to enable the Board to continue awarding Preliminary Charter School Apportionments during that time, provided additional bond authority returns. Applications on this list will require a complete review by OPSC and the California School Finance Authority to be eligible for funding.

SFP APPLICATIONS
 Overcrowding Relief Grant - School Facilities Program
 - Workload as of September 30, 2019 -

District	County	Site	Application Number	50-04 Date Received	ORG State Share	Status
Covina Valley Unified	Riverside	Sierra Vista Middle	56/64436-01-001*	7/29/2013	\$ 4,311,517	Beyond Authority
Chaffey Joint Union	San Bernardino	Ontario High	56/67652-00-003*	7/25/2013	\$ 8,739,582	Beyond Authority
					\$ 13,051,099	

* Overcrowding Relief Grant applications received by OPSC for the 2013 Filing Round. OPSC has not yet reviewed the total grant requested and the total number of projects exceed available bond authority. Placement on this list does not confirm funding.

These Pages Intentionally Left Blank

Pages 547 - 551

INFORMATION ITEM

SCHOOL FACILITY PROGRAM APPLICATIONS RECEIVED BEYOND BOND AUTHORITY LIST (as of September 30, 2019)

The applications on this list represent School Facility Program (SFP) New Construction and Modernization projects in date order received that were received on or after September 13, 2018 through September 30, 2019. These applications have been received, but not reviewed, by the Office of Public School Construction (OPSC). This list is presented to the State Allocation Board for acknowledgement, but not approval pursuant to SFP Regulation Section 1859.95.1.

Published monthly in the SAB Agenda.

This report is also on the OPSC Web site at:

www.dgs.ca.gov/opsc

SFP APPLICATIONS

New Construction Acknowledged Applications Received Past Existing Authority as of September 30, 2019

District	County	Site Name	DSA Number	50-04 Date Received	Estimated State Grant (a)	Estimated Financial Hardship (b)
Imperial County Office of Education	Imperial	La Paloma Middle	04-116828	09/14/18	\$ 1,442,651	\$ 1,442,651
Winters Joint Unified	Yolo	Winters High	02-115475	09/14/18	\$ 2,188,077	\$ -
Plaza Elementary	Glenn	Plaza Elementary	02-116764	09/18/18	\$ 2,672,913	\$ 2,672,913
Gustine Unified	Merced	Gustine High	02-116135	09/19/18	\$ 4,814,849	\$ 4,814,849
Corona-Norco Unified	Riverside	Roosevelt High	04-115480	09/21/18	\$ 15,085,368	\$ -
Round Valley Unified	Mendocino	Round Valley High	01-117277	09/24/18	\$ 2,353,745	\$ 2,353,745
Live Oak Unified	Sutter	Live Oak Middle	02-116511	09/24/18	\$ 1,776,402	\$ -
Corona-Norco Unified	Riverside	Garretson Elementary	04-115277	10/01/18	\$ 3,682,897	\$ -
Lammersville Joint Unified	San Joaquin	Cordes Elementary	02-116707	10/04/18	\$ 14,117,100	\$ -
San Benito High	San Benito	San Benito High	01-117136	10/08/18	\$ 6,418,818	\$ -
Fairfield-Suisun Unified	Solano	E Ruth Sheldon Academy of Innovative Learning	02-116436	10/10/18	\$ 1,574,262	\$ -
Grossmont Union High	San Diego	Granite Hills High	04-116776	10/12/18	\$ 966,051	\$ -
El Centro Elementary	Imperial	Harding Elementary	04-117257	10/15/18	\$ 1,656,420	\$ -
Wasco Union Elementary	Kern	James A Forrest Elementary	03-117605	10/15/18	\$ 11,839,197	\$ 11,839,197
Alview-Dairyland Union Elementary	Madera	Alview Elementary	Site/Design	10/16/18	\$ 122,877	\$ 122,877
Alview-Dairyland Union Elementary	Madera	Dairyland Elementary	Site/Design	10/16/18	\$ 122,877	\$ 122,877
Kings River Union Elementary	Tulare	Kings River Elementary	Site/Design	10/16/18	\$ 1,869,396	\$ 1,869,396
Fremont Union High	Santa Clara	Homestead High	01-116560	10/23/18	\$ 3,185,692	\$ -
Fremont Unified	Alameda	G M Walters Junior High	01-115744	10/24/18	\$ 7,741,378	\$ -
Grossmont Union High	San Diego	El Capitan High	04-116979	10/25/18	\$ 2,379,500	\$ -
Corning Union High	Tehama	Corning High	02-116489	10/26/18	\$ 3,546,223	\$ -
Castro Valley Unified	Alameda	Castro Valley High	01-116720	10/29/18	\$ 1,380,830	\$ -
Castro Valley Unified	Alameda	Castro Valley High	01-116816	10/29/18	\$ 1,625,897	\$ -
Grossmont Union High	San Diego	Monte Vista High	04-116978	10/29/18	\$ 1,536,016	\$ -
West Park Elementary	Fresno	West Park Elementary	02-116848	10/30/18	\$ 3,948,406	\$ 3,948,406
Campbell Union High	Santa Clara	Leigh High	01-117171	10/30/18	\$ 4,203,090	\$ -
Central Union High	Imperial	Central Union High	04-116825	10/31/18	\$ 11,738,874	\$ 11,738,874
Pajaro Valley Unified	Santa Cruz	Pajaro Valley High	01-116514	10/31/18	\$ 1,905,424	\$ -
Fairfield-Suisun Unified	Solano	E Ruth Sheldon Academy of Innovative Learning	02-116436	10/31/18	\$ 4,711,065	\$ -
Fresno County Office of Education	Fresno	Selma High	02-116799	11/06/18	\$ 295,279	\$ -
Jurupa Unified	Riverside	West Riverside Elementary	04-115786	11/09/18	\$ 4,338,436	\$ -
Sunnyside Union Elementary	Tulare	Sunnyside Elementary	Site/Design	11/14/18	\$ 4,562,914	\$ 4,562,914
Santa Maria-Bonita	Santa Barbara	Measure T Elementary	03-118839	11/16/18	\$ 11,229,282	\$ -
Williams Unified	Colusa	Williams Elementary	Site/Design	11/19/18	\$ 867,525	\$ 867,525
Williams Unified	Colusa	Williams High	Site/Design	11/19/18	\$ 1,429,051	\$ 1,429,051
Pierce Joint Unified	Colusa	Arbuckle Elementary	02-116802	11/20/18	\$ 1,941,453	\$ -
Los Angeles Unified	Los Angeles	International Studies Learning Center	03-117730	11/26/18	\$ 8,212,769	\$ -
William S. Hart Union High	Los Angeles	William S Hart High	03-118530	11/29/18	\$ 9,813,917	\$ -
Oxnard	Ventura	Seabridge Elementary	03-118672	12/07/18	\$ 13,517,344	\$ -
Oxnard	Ventura	Seabridge Elementary	03-118672	12/07/18	\$ 786,556	\$ -
Porterville Unified	Tulare	Porterville Military Academy	02-115851	12/07/18	\$ 2,092,468	\$ -
Arvin Union	Kern	Bear Mountain Elementary	03-119081	12/14/18	\$ 3,118,320	\$ -
Meadows Union Elementary	Imperial	Meadows Elementary	04-116690	12/20/18	\$ 2,874,742	\$ -

SFP APPLICATIONS

New Construction Acknowledged Applications Received Past Existing Authority as of September 30, 2019

District	County	Site Name	DSA Number	50-04 Date Received	Estimated State Grant (a)	Estimated Financial Hardship (b)
Blochman Union Elementary	Santa Barbara	Benjamin Foxen Elementary	03-119221	12/21/18	\$ 1,308,316	\$ -
Sanger Unified	Fresno	Washington Academic Middle	02-117046	12/24/18	\$ 560,664	\$ -
Etiwanda Elementary	San Bernardino	John L Golden Elementary	04-116718	01/15/19	\$ 1,331,474	\$ -
Tulare Joint Union High	Tulare	Tulare Union High	02-116884	01/15/19	\$ 4,426,098	\$ -
Lemoore Union High	Kings	Lemoore High	02-116535	01/18/19	\$ 5,710,055	\$ -
South Pasadena Unified	Los Angeles	South Pasadena Senior High	03-117509	01/18/19	\$ 1,814,372	\$ -
South Pasadena Unified	Los Angeles	South Pasadena Senior High	03-118006	01/18/19	\$ 478,063	\$ -
Etiwanda Elementary	San Bernardino	David W Long Elementary	04-117113	01/18/19	\$ 1,296,904	\$ -
Hope Elementary	Tulare	Hope Elementary	Site/Design	01/18/19	\$ 885,316	\$ 885,316
Kings Canyon Joint Unified	Fresno	Reedley Middle College High	02-115465	01/28/19	\$ 3,851,979	\$ -
Etiwanda Elementary	San Bernardino	Caryn Elementary	04-117369	02/12/19	\$ 1,366,064	\$ -
Hanford Elementary	Kings	Lincoln Elementary	02-117050	02/27/19	\$ 1,641,316	\$ -
Ceres Unified	Stanislaus	Caswell Elementary	02-116128	02/27/19	\$ 1,519,834	\$ -
Ceres Unified	Stanislaus	Caswell Elementary	02-116128	02/27/19	\$ 714,666	\$ -
Sanger Unified	Fresno	Sanger High	02-117029	03/12/19	\$ 453,990	\$ -
Huntington Beach City Elementary	Orange	Ethel Dwyer Middle	04-116716	03/13/19	\$ 1,602,035	\$ -
Elk Grove Unified	Sacramento	Pleasant Grove High	02-116618	03/14/19	\$ 1,089,046	\$ -
William S. Hart Union High	Los Angeles	Sierra Vista Junior High	03-117759	03/19/19	\$ 3,277,471	\$ -
Robla Elementary	Sacramento	Taylor Street Elementary	02-116689	03/19/19	\$ 1,493,548	\$ -
Sonora Elementary	Tuolumne	Sonora Elementary	02-114452	03/19/19	\$ 1,799,125	\$ -
Soquel Union Elementary	Santa Cruz	New Brighton Middle	01-117113	03/21/19	\$ 1,199,142	\$ -
Pittsburg Unified	Contra Costa	Parkside Elementary	01-117089	03/28/19	\$ 3,724,122	\$ -
Panama-Buena Vista Union	Kern	Panama Elementary	03-118288	04/02/19	\$ 8,150,119	\$ -
Soquel Union Elementary	Santa Cruz	Santa Cruz Gardens Elementary	01-117493	04/02/19	\$ 1,400,353	\$ -
Riverside Unified	Riverside	Harrison Elementary	04-117796	04/04/19	\$ 1,936,737	\$ -
Riverside Unified	Riverside	Jefferson Elementary	04-117816	04/05/19	\$ 2,518,888	\$ -
Capistrano Unified	Orange	Aliso Niguel High	04-117480	04/10/19	\$ 3,773,236	\$ -
Capistrano Unified	Orange	Newhart Middle	04-117479	04/10/19	\$ 4,318,962	\$ -
Riverside Unified	Riverside	Highgrove Elementary	04-117600	04/12/19	\$ 4,568,978	\$ -
Long Beach Unified	Los Angeles	Eunice Sato Academy of Math & Science	03-118586	04/15/19	\$ 8,094,645	\$ -
Riverside Unified	Riverside	Madison Elementary	04-117805	04/18/19	\$ 2,934,170	\$ -
Grossmont Union High	San Diego	Santana High	04-116449	04/19/19	\$ 2,172,279	\$ -
Walnut Valley Unified	Los Angeles	Collegewood Elementary	03-118931	04/24/19	\$ 4,680,284	\$ -
Freshwater Elementary	Humboldt	Freshwater Elementary	Site/Design	04/30/19	\$ 159,972	\$ 159,972
Escalon Unified	San Joaquin	Dent Elementary	02-116870	05/03/19	\$ 4,671,640	\$ -
Fairfield-Suisun Unified	Solano	Suisun Valley Elementary	02-116558	05/08/19	\$ 1,308,175	\$ -
San Joaquin County Office of Education	San Joaquin	John J McFall Elementary	Site/Design	06/13/19	\$ 495,038	\$ 495,038
Rocklin Unified	Placer	Rocklin High	02-117520	06/13/19	\$ 1,031,421	\$ -
Walnut Valley Unified	Los Angeles	Diamond Bar High	03-119137	06/14/19	\$ 1,923,950	\$ -
Piedmont City Unified	Alameda	Piedmont High	01-117533	06/18/19	\$ 7,223,659	\$ -
Porterville Unified	Tulare	Monache High	02-115643	06/25/19	\$ 7,475,880	\$ -
Stockton Unified	San Joaquin	Rio Calaveras Elementary	02-117206	06/26/19	\$ 1,481,638	\$ -
Yuba County Office of Education	Yuba	Virginia School @ Yuba College	02-117118	07/16/19	\$ 656,120	\$ 656,120

SFP APPLICATIONS

New Construction Acknowledged Applications Received Past Existing Authority as of September 30, 2019

District	County	Site Name	DSA Number	50-04 Date Received	Estimated State Grant (a)	Estimated Financial Hardship (b)
Yuba County Office of Education	Yuba	Virginia School @ Yuba College	02-117118	07/16/19	\$ 239,918	\$ 239,918
Los Banos Unified	Merced	San Luis High	02-117464	07/18/19	\$ 634,177	\$ -
Long Beach Unified	Los Angeles	Millikan High	03-118323	07/22/19	\$ 7,648,691	\$ -
Natomas Unified	Sacramento	Natomas High	02-116582	07/23/19	\$ 1,197,332	\$ -
Sanger Unified	Fresno	Madison Elementary	02-117601	07/29/19	\$ 365,374	\$ -
Fremont Unified	Alameda	John M Horner Junior High	01-116600	08/02/19	\$ 11,743,315	\$ -
Palm Springs Unified	Riverside	Desert Hot Springs High	04-117776	08/02/19	\$ 1,237,991	\$ -
Palm Springs Unified	Riverside	Desert Hot Springs High	04-117464	08/02/19	\$ 1,558,238	\$ -
Los Banos Unified	Merced	Volta Elementary	02-117560	08/09/19	\$ 640,355	\$ -
Campbell Union High	Santa Clara	Branham High	01-117117	08/09/19	\$ 6,914,835	\$ -
Hesperia Unified	San Bernardino	Topaz Preparatory Academy	04-117777	08/09/19	\$ 685,886	\$ -
Sanger Unified	Fresno	John S Wash Elementary	02-117663	08/12/19	\$ 368,316	\$ -
Kern High	Kern	Vista Continuation High	03-119958	08/12/19	\$ 276,267	\$ -
Traver Joint Elementary	Tulare	Traver Elementary	Site/Design	08/14/19	\$ 419,767	\$ 419,767
Kern County Office of Education	Kern	Aurora Program School	03-119202	08/16/19	\$ 5,391,482	\$ -
Clovis Unified	Fresno	Clovis East High	02-117406	08/16/19	\$ 493,373	\$ -
Clovis Unified	Fresno	Reagan Elementary	02-117413	08/16/19	\$ 191,459	\$ -
Clovis Unified	Fresno	James S Fugman Elementary	02-117412	08/16/19	\$ 230,687	\$ -
Clovis Unified	Fresno	Roger S Orazo Elementary	02-117414	08/16/19	\$ 387,058	\$ -
Ventura Unified	Ventura	Mound Elementary	03-119844	08/20/19	\$ 514,427	\$ -
Las Virgenes Unified	Los Angeles	Lupin Hill Elementary	03-119279	08/21/19	\$ 798,316	\$ -
Western Placer Unified	Placer	Twelve Bridges High	02-116896	08/22/19	\$ 31,214,790	\$ -
Fremont Unified	Alameda	Washington High	01-117422	08/27/19	\$ 4,885,235	\$ -
Elk Grove Unified	Sacramento	James Rutter Middle School	02-117160	08/28/19	\$ 3,141,303	\$ -
Riverside Unified	Riverside	Magnolia Elementary	04-117814	08/29/19	\$ 3,558,595	\$ -
Folsom Cordova Unified	Sacramento	Mangini Ranch Elementary	02-117008	09/04/19	\$ 11,069,618	\$ -
Western Placer Unified	Placer	Scott Leaman Elementary	02-117173	09/16/19	\$ 12,794,910	\$ -
Fountain Valley	Orange	Masuda Middle	04-118487	09/17/19	\$ 1,085,890	\$ -
Riverside Unified	Riverside	Adams Elementary	04-118175	09/19/19	\$ 2,440,522	\$ -
Ballico-Cressey Elementary	Merced	Ballico Elementary	02-116471	09/24/19	\$ 2,778,665	\$ -
Saugus Union Elementary	Los Angeles	Plum Canyon Elementary	03-119335	09/26/19	\$ 1,389,799	\$ -
					\$ 414,502,686	\$ 50,641,406
					\$ 465,144,092	

SFP APPLICATIONS

Modernization Acknowledged Applications Received Past Existing Authority as of September 30, 2019

District	County	Site Name	DSA Number	50-04 Date Received	Estimated State Grant (a)	Estimated Financial Hardship (b)
Moreno Valley Unified	Riverside	Moreno Valley High	04-114833	03/01/19	\$ 7,827,616	\$ -
Atascadero Unified	San Luis Obispo	Atascadero High	03-117825	03/01/19	\$ 7,108,925	\$ -
Los Angeles Unified	Los Angeles	One Hundred Thirty-Fifth Street Elementary	03-118219	03/04/19	\$ 2,209,982	\$ -
Garden Grove Unified	Orange	Excelsior Elementary	04-116422	03/04/19	\$ 422,067	\$ -
Franklin-McKinley Elementary	Santa Clara	Santee Elementary	01-117034	03/04/19	\$ 519,956	\$ -
Fresno Unified	Fresno	Slater Elementary	02-115550	03/05/19	\$ 5,193,147	\$ -
Stockton Unified	San Joaquin	Edison High	02-115414	03/06/19	\$ 944,567	\$ -
Temecula Valley Unified	Riverside	Vail Ranch Middle	04-117890	03/06/19	\$ 5,073,700	\$ -
Los Angeles Unified	Los Angeles	Thomas A Edison Middle	03-116609	03/07/19	\$ 9,317,708	\$ -
Garden Grove Unified	Orange	Genevieve M Crosby Elementary	04-116372	03/08/19	\$ 887,314	\$ -
Garden Grove Unified	Orange	Alamitos Intermediate	04-114039	03/08/19	\$ 319,123	\$ -
Atascadero Unified	San Luis Obispo	Fine Arts Academy	03-117570	03/08/19	\$ 1,152,837	\$ -
Los Angeles Unified	Los Angeles	David Starr Jordan Senior High	03-118627	03/11/19	\$ 3,876,338	\$ -
Visalia Unified	Tulare	Redwood High	02-113431	03/13/19	\$ 1,463,385	\$ -
Reef-Sunset Unified	Kings	Kettleman City Elementary	02-116806	03/13/19	\$ 1,028,235	\$ 685,490
Culver City Unified	Los Angeles	El Marino Elementary	03-117814	03/15/19	\$ 741,980	\$ -
Fountain Valley Elementary	Orange	Courreges (Roch) Elementary	04-116586	03/18/19	\$ 608,684	\$ -
Fountain Valley Elementary	Orange	Fulton (Harry C) Middle	04-117590	03/18/19	\$ 2,686,984	\$ -
Robla Elementary	Sacramento	Taylor Street Elementary	02-116689	03/19/19	\$ 2,097,086	\$ -
Moreno Valley Unified	Riverside	Sunnymead Middle	04-117813	03/20/19	\$ 6,321,857	\$ -
Sonora Elementary	Tuolumne	Sonora Elementary	02-114452	03/20/19	\$ 1,993,496	\$ -
Santa Paula Unified	Ventura	Isbell Middle	03-117726	03/20/19	\$ 5,947,976	\$ -
Williams Unified	Colusa	Williams Junior Senior High	Site/Design	03/21/19	\$ 3,405,269	\$ 2,270,179
Novato Unified	Marin	San Jose Middle	01-117262	03/21/19	\$ 1,326,577	\$ -
Soquel Union Elementary	Santa Cruz	Capitola Elementary	01-117113	03/21/19	\$ 1,293,610	\$ -
Soquel Union Elementary	Santa Cruz	Capitola Elementary	01-117113	03/21/19	\$ 3,326,753	\$ -
Glendale Unified	Los Angeles	Crescenta Valley High	03-115497	03/22/19	\$ 4,988,862	\$ -
Pope Valley Union Elementary	Napa	Pope Valley Elementary	01-117294	03/22/19	\$ 322,239	\$ -
Fairfield-Suisun Unified	Solano	Suisun Valley Elementary	02-115701	03/25/19	\$ 2,430,878	\$ -
Azusa Unified	Los Angeles	Center Middle	03-118262	03/27/19	\$ 2,285,349	\$ -
Azusa Unified	Los Angeles	Charles H Lee Elementary	03-118035	03/27/19	\$ 6,076,635	\$ -
Pittsburg Unified	Contra Costa	Parkside Elementary	01-117089	03/28/19	\$ 2,120,250	\$ -
South Fork Union	Kern	South Fork Elementary	Site/Design	04/02/19	\$ 191,565	\$ 127,710
Los Angeles Unified	Los Angeles	George K Porter Middle	03-114965	04/02/19	\$ 7,598,046	\$ -
Chowchilla Elementary	Madera	Merle L Fuller Elementary	02-116478	04/02/19	\$ 2,416,860	\$ -
Huntington Beach City Elementary	Orange	S A Moffett Elementary	04-116538	04/02/19	\$ 424,168	\$ -
Tahoe-Truckee Unified	Placer	Tahoe Truckee High	02-115331	04/02/19	\$ 3,467,947	\$ -
Soquel Union Elementary	Santa Cruz	Main Street Elementary	01-117139	04/02/19	\$ 2,095,486	\$ -
Templeton Unified	San Luis Obispo	Templeton Elementary	03-117573	04/03/19	\$ 1,957,550	\$ -
Armona Union Elementary	Kings	Armona Elementary	02-117025	04/04/19	\$ 2,854,069	\$ 1,902,713
Riverside Unified	Riverside	Harrison Elementary	04-117796	04/04/19	\$ 1,458,062	\$ -
Temecula Valley Unified	Riverside	Helen Hunt Jackson Elementary	04-117950	04/04/19	\$ 1,522,390	\$ -
Riverside Unified	Riverside	Jefferson Elementary	04-117816	04/05/19	\$ 1,110,222	\$ -

SFP APPLICATIONS

Modernization Acknowledged Applications Received Past Existing Authority as of September 30, 2019

District	County	Site Name	DSA Number	50-04 Date Received	Estimated State Grant (a)	Estimated Financial Hardship (b)
Fresno Unified	Fresno	Florence E Rata	02-116111	04/08/19	\$ 819,553	\$ -
Guerneville Elementary	Sonoma	Guerneville Elementary	01-117460	04/08/19	\$ 421,564	\$ -
Moreno Valley Unified	Riverside	Palm Middle	04-117812	04/09/19	\$ 6,732,139	\$ -
Downey Unified	Los Angeles	Downey High	03-118501	04/11/19	\$ 18,649,535	\$ -
Downey Unified	Los Angeles	Old River Elementary	03-118264	04/11/19	\$ 467,316	\$ -
Downey Unified	Los Angeles	Unsworth (Edith) Elementary	03-118550	04/11/19	\$ 1,821,033	\$ -
Santa Paula Unified	Ventura	Blanchard Elementary	03-117337	04/12/19	\$ 647,211	\$ -
Fremont Unified	Alameda	Mission Valley Elementary	01-117258	04/15/19	\$ 1,367,183	\$ -
Riverside Unified	Riverside	Sunshine Special Education	04-117554	04/15/19	\$ 303,327	\$ -
Fremont Unified	Alameda	Oliveira Elementary	01-117218	04/16/19	\$ 2,381,856	\$ -
Kelseyville Unified	Lake	Kelseyville Elementary	01-111111	04/17/19	\$ 2,020,798	\$ 1,347,199
Azusa Unified	Los Angeles	Paramount Elementary	03-119621	04/17/19	\$ 2,097,086	\$ -
Riverside Unified	Riverside	Madison Elementary	04-117805	04/18/19	\$ 2,213,564	\$ -
Richgrove Elementary	Tulare	Richgrove Elementary	02-117127	04/18/19	\$ 1,293,545	\$ 862,363
Moreno Valley Unified	Riverside	Seneca Elementary	04-117868	04/23/19	\$ 2,519,257	\$ -
Moreno Valley Unified	Riverside	Butterfield Elementary	04-117819	04/23/19	\$ 4,465,560	\$ -
Duarte Unified	Los Angeles	Maxwell Academy (PK-8)	03-118014	04/24/19	\$ 1,196,426	\$ -
Hermosa Beach City Elementary	Los Angeles	North Elementary	03-118625	04/24/19	\$ 2,762,013	\$ -
Grossmont Union High	San Diego	West Hills High	04-116370	04/24/19	\$ 1,903,755	\$ -
San Rafael City Elementary	Marin	Venetia Valley K-8	01-117438	04/25/19	\$ 880,542	\$ -
Capistrano Unified	Orange	Harold Ambuehl Elementary	04-118034	04/25/19	\$ 3,674,147	\$ -
Simi Valley Unified	Ventura	Royal High	03-117455	04/25/19	\$ 1,090,764	\$ -
Parlier Unified	Fresno	Mathew J Brlitic Elementary	Site/Design	04/30/19	\$ 318,346	\$ 212,231
Parlier Unified	Fresno	Cesar E Chavez Elementary	Site/Design	04/30/19	\$ 148,376	\$ 98,917
Parlier Unified	Fresno	John C Martinez Elementary	Site/Design	04/30/19	\$ 341,334	\$ 227,556
Parlier Unified	Fresno	Parlier High	Site/Design	04/30/19	\$ 366,567	\$ 244,378
Parlier Unified	Fresno	Parlier Junior High	Site/Design	04/30/19	\$ 159,149	\$ 106,099
Parlier Unified	Fresno	San Joaquin Valley High	Site/Design	04/30/19	\$ 70,419	\$ 46,946
Santa Ana Unified	Orange	Wallace R Davis Elementary	57/66670-00-060	05/01/19	\$ 1,431,326	\$ -
Santa Ana Unified	Orange	Martin R Heninger Elementary	57/66670-00-061	05/01/19	\$ 1,709,223	\$ -
Orange Unified	Orange	Villa Park Elementary	57/66621-00-057	05/02/19	\$ 14,189,194	\$ -
Cupertino Union	Santa Clara	William Faria Elementary	57/69419-00-031	05/02/19	\$ 2,277,380	\$ -
Cupertino Union	Santa Clara	Abraham Lincoln Elementary	57/69419-00-032	05/02/19	\$ 1,935,966	\$ -
Cupertino Union	Santa Clara	Dwight D Eisenhower Elementary	57/69419-00-033	05/02/19	\$ 982,152	\$ -
Cupertino Union	Santa Clara	Chester W Nimitz Elementary	57/69419-00-034	05/02/19	\$ 534,543	\$ -
Center Joint Unified	Sacramento	North Country Elementary	57/73973-00-005	05/02/19	\$ 3,124,267	\$ 2,082,845
Ontario-Montclair	San Bernardino	Elderberry Elementary	57/67819-00-035	05/03/19	\$ 551,893	\$ -
Ontario-Montclair	San Bernardino	Corona Elementary	57/67819-00-036	05/03/19	\$ 568,368	\$ -
Escalon Unified	San Joaquin	Dent Elementary	57/68502-00-004	05/03/19	\$ 5,066,054	\$ -
Whittier City Elementary	Los Angeles	Wallen L Andrews Elementary	57/65110-00-015	05/06/19	\$ 2,226,525	\$ -
Ontario-Montclair	San Bernardino	Del Norte Elementary	57/67819-00-037	05/06/19	\$ 636,744	\$ -
Ontario-Montclair	San Bernardino	Vernon Middle	57/67819-00-038	05/06/19	\$ 307,389	\$ -
Templeton Unified	San Luis Obispo	Templeton High	57/68841-00-005	05/06/19	\$ 3,459,192	\$ -

SFP APPLICATIONS

Modernization Acknowledged Applications Received Past Existing Authority as of September 30, 2019

District	County	Site Name	DSA Number	50-04 Date Received	Estimated State Grant (a)	Estimated Financial Hardship (b)
Mesa Union Elementary	Ventura	Mesa Elementary	57/72470-00-002	05/06/19	\$ 220,709	\$ 147,140
Azusa Unified	Los Angeles	Henry Dalton Elementary	57/64279-00-025	05/07/19	\$ 629,912	\$ -
Mountain View Elementary	Los Angeles	Cogswell Elementary	57/64816-00-009	05/07/19	\$ 5,784,370	\$ -
Mountain View Elementary	Los Angeles	Monte Vista Elementary	57/64816-00-010	05/07/19	\$ 5,959,609	\$ -
Mountain View Elementary	Los Angeles	Charles T Kranz Intermediate	57/64816-00-011	05/07/19	\$ 7,017,104	\$ -
Mountain View Elementary	Los Angeles	Miramonte Elementary	57/64816-00-012	05/07/19	\$ 3,115,962	\$ -
Mountain View Elementary	Los Angeles	Miramonte Elementary	57/64816-00-013	05/07/19	\$ 2,793,804	\$ -
Riverside Unified	Riverside	Sierra Middle	57/67215-00-041	05/08/19	\$ 98,997	\$ -
Redding Elementary	Shasta	Manzanita Elementary	57/70110-00-007	05/08/19	\$ 705,100	\$ -
Grossmont Union High	San Diego	El Capitan High	57/68130-00-036	05/09/19	\$ 155,309	\$ -
Templeton Unified	San Luis Obispo	Templeton High	57/68841-00-006	05/09/19	\$ 1,467,363	\$ -
Edison Elementary	Kern	Orangewood Elementary	57/63438-00-005	05/10/19	\$ 740,114	\$ 493,409
Paramount Unified	Los Angeles	Lakewood Elementary	57/64873-00-012	05/15/19	\$ 2,643,486	\$ -
Folsom-Cordova Unified	Sacramento	Theodore Judah Elementary	57/67330-00-007	05/16/19	\$ 1,638,194	\$ -
Capistrano Unified	Orange	Palisades Elementary	57/66464-00-024	05/20/19	\$ 3,509,415	\$ -
Saddleback Valley Unified	Orange	Lake Forest Elementary	57/73635-00-041	05/20/19	\$ 4,906,308	\$ -
Coachella Valley Unified	Riverside	Palm View Elementary	57/73676-00-006	05/20/19	\$ 2,729,876	\$ -
El Tejon Unified	Kern	Frazier Park Elementary	57/75168-00-001	05/20/19	\$ 234,941	\$ 156,627
El Tejon Unified	Kern	Frazier Mountain High	57/75168-00-002	05/20/19	\$ 253,703	\$ 169,135
El Tejon Unified	Kern	El Tejon Elementary	57/75168-00-003	05/20/19	\$ 194,246	\$ 129,498
Island Union Elementary	Kings	Island Elementary	57/63933-00-002	05/23/19	\$ 252,264	\$ 168,176
Downey Unified	Los Angeles	Lewis (Ed C) Elementary	57/64451-00-036	05/23/19	\$ 1,209,734	\$ -
Novato Unified	Marin	Loma Verde Elementary	57/65417-00-023	05/23/19	\$ 472,056	\$ -
Novato Unified	Marin	Lynwood Elementary	57/65417-00-024	05/23/19	\$ 1,184,380	\$ -
Folsom-Cordova Unified	Sacramento	Folsom Hills Elementary	57/67330-00-008	05/23/19	\$ 3,060,565	\$ -
Oxnard	Ventura	Christa McAuliffe Elementary	57/72538-00-031	05/29/19	\$ 119,762	\$ -
Greenfield Union Elementary	Monterey	Vista Verde Middle	57/66035-00-004	05/31/19	\$ 174,974	\$ 116,649
Greenfield Union Elementary	Monterey	Mary Chapa Academy	57/66035-00-005	05/31/19	\$ 342,363	\$ 228,242
Greenfield Union Elementary	Monterey	Oak Avenue Elementary	57/66035-00-006	05/31/19	\$ 235,195	\$ 156,797
Capistrano Unified	Orange	Aliso Niguel High	57/66464-00-025	05/31/19	\$ 2,455,487	\$ -
Santa Ynez Valley Union High	Santa Barbara	Santa Ynez Valley Union High	57/69328-00-003	05/31/19	\$ 1,583,921	\$ -
Tustin Unified	Orange	C C Lambert Elementary	57/73643-00-023	05/31/19	\$ 563,209	\$ -
Tustin Unified	Orange	C E Utt Middle	57/73643-00-024	05/31/19	\$ 1,823,626	\$ -
Tustin Unified	Orange	Robert Heideman Elementary	57/73643-00-025	05/31/19	\$ 921,615	\$ -
Tustin Unified	Orange	Tustin High	57/73643-00-026	05/31/19	\$ 2,301,359	\$ -
Tustin Unified	Orange	Tustin High	57/73643-00-027	05/31/19	\$ 2,301,359	\$ -
Manhattan Beach Unified	Los Angeles	Pacific Elementary	57/75333-00-008	05/31/19	\$ 2,064,634	\$ -
Manhattan Beach Unified	Los Angeles	Mira Costa High	57/75333-00-009	05/31/19	\$ 1,769,028	\$ -
Placer Union High	Placer	Colfax High	57/66894-00-013	06/04/19	\$ 1,471,979	\$ -
Placer Union High	Placer	Placer High	57/66894-00-014	06/04/19	\$ 3,804,717	\$ -
Freshwater Elementary	Humboldt	Freshwater Elementary	57/62828-00-002	06/05/19	\$ 415,960	\$ 277,307
San Jose Unified	Santa Clara	Willow Glen Elementary	57/69666-00-049	06/05/19	\$ 1,651,049	\$ -
Irvine Unified	Orange	Lakeside Middle	57/73650-00-034	06/06/19	\$ 435,346	\$ -

SFP APPLICATIONS

Modernization Acknowledged Applications Received Past Existing Authority as of September 30, 2019

District	County	Site Name	DSA Number	50-04 Date Received	Estimated State Grant (a)	Estimated Financial Hardship (b)
Irvine Unified	Orange	Bonita Canyon Elementary	57/73650-00-035	06/06/19	\$ 152,715	\$ -
Irvine Unified	Orange	Greentree Elementary	57/73650-00-036	06/06/19	\$ 249,055	\$ -
John Swett Unified	Contra Costa	John Swett High	57/61697-00-004	06/11/19	\$ 3,398,076	\$ -
Newport-Mesa Unified	Orange	Harbor View Elementary	57/66597-00-047	06/12/19	\$ 2,603,395	\$ -
Newport-Mesa Unified	Orange	Maude B Davis Elementary	57/66597-00-048	06/12/19	\$ 1,087,192	\$ -
Santa Barbara Unified	Santa Barbara	Washington Elementary	57/76786-00-013	06/12/19	\$ 760,269	\$ -
Santa Barbara Unified	Santa Barbara	Cleveland Elementary	57/76786-00-014	06/12/19	\$ 860,420	\$ -
San Joaquin County Office of Education	San Joaquin	John J McFall Elementary	57/10397-00-005	06/13/19	\$ 496,086	\$ 330,724
Yuba County Office of Education	Yuba	Virginia School	57/10587-00-006	06/13/19	\$ 282,975	\$ 188,650
Whittier City Elementary	Los Angeles	Orange Grove Elementary	57/65110-00-016	06/13/19	\$ 1,689,998	\$ -
Norris Elementary	Kern	Olive Drive Elementary	57/63693-00-002	06/14/19	\$ 2,343,802	\$ -
San Francisco Unified	San Francisco	Washington (George) High	57/68478-63-006	06/14/19	\$ 16,508,360	\$ -
Piedmont City Unified	Alameda	Piedmont High	57/61275-00-006	06/18/19	\$ 2,058,582	\$ -
San Jose Unified	Santa Clara	Peter Burnett Middle	57/69666-00-050	06/18/19	\$ 1,177,524	\$ -
San Jose Unified	Santa Clara	Willow Glen Middle	57/69666-00-051	06/18/19	\$ 1,256,733	\$ -
Santa Ana Unified	Orange	Walker Elementary	57/66670-00-062	06/19/19	\$ 2,465,677	\$ -
Santa Ana Unified	Orange	Cesar E Chavez High	57/66670-00-063	06/19/19	\$ 1,141,119	\$ -
Santa Ana Unified	Orange	Pio Pico Elementary	57/66670-00-064	06/19/19	\$ 2,116,589	\$ -
Elk Grove Unified	Sacramento	Sheldon High	57/67314-00-035	06/19/19	\$ 3,424,572	\$ -
Newport-Mesa Unified	Orange	Estancia High	57/66597-00-049	06/21/19	\$ 2,220,906	\$ -
Newport-Mesa Unified	Orange	Heinz Kaiser Elementary	57/66597-00-050	06/21/19	\$ 1,742,838	\$ -
Tustin Unified	Orange	Foothill High	57/73643-00-028	06/24/19	\$ 1,730,669	\$ -
Yuba County Office of Education	Yuba	Anna Bell Karr	57/10587-00-002	06/25/19	\$ 195,789	\$ 130,526
San Ramon Valley Unified	Contra Costa	Twin Creeks Elementary	57/61804-00-043	06/25/19	\$ 716,811	\$ -
Kings Canyon Joint Unified	Fresno	Great Western Elementary	57/62265-00-027	06/25/19	\$ 2,240,181	\$ -
Whittier City Elementary	Los Angeles	Lou Henry Hoover Elementary	57/65110-00-017	06/26/19	\$ 2,910,388	\$ -
San Marcos Unified	San Diego	Alvin M Dunn Elementary	57/73791-00-010	06/26/19	\$ 1,013,632	\$ -
Garden Grove Unified	Orange	Faylane Elementary	57/66522-00-097	06/27/19	\$ 337,455	\$ -
Garden Grove Unified	Orange	Riverdale Elementary	57/66522-00-098	06/27/19	\$ 715,239	\$ -
Garden Grove Unified	Orange	Parkview Elementary	57/66522-00-099	06/27/19	\$ 535,442	\$ -
Garden Grove Unified	Orange	R F Hazard Elementary	57/66522-00-100	06/27/19	\$ 138,941	\$ -
Garden Grove Unified	Orange	Donald S Jordan Intermediate	57/66522-00-101	06/27/19	\$ 257,453	\$ -
Monterey Peninsula Unified	Monterey	Monterey High	57/66092-00-032	06/28/19	\$ 1,847,583	\$ -
Eureka City Schools	Humboldt	Lincoln Elementary	57/75515-00-012	06/28/19	\$ 2,151,390	\$ -
San Francisco Unified	San Francisco	Lafayette Elementary	57/68478-63-007	07/01/19	\$ 1,746,645	\$ -
San Ramon Valley Unified	Contra Costa	Sycamore Valley Elementary	57/61804-00-044	07/02/19	\$ 3,098,753	\$ -
Davis Joint Unified	Yolo	Ralph Waldo Emerson Junior High	57/72678-00-019	07/03/19	\$ 1,957,608	\$ -
Santa Barbara Unified	Santa Barbara	Santa Barbara Junior High	57/76786-00-015	07/03/19	\$ 5,836,750	\$ -
Pomona Unified	Los Angeles	Roosevelt Elementary	57/64907-00-036	07/11/19	\$ 3,700,706	\$ -
Moreno Valley Unified	Riverside	Serrano Elementary	57/67124-00-017	07/11/19	\$ 3,284,803	\$ 2,189,869
Moreno Valley Unified	Riverside	Hidden Springs Elementary	57/67124-00-018	07/11/19	\$ 1,277,989	\$ 851,993
Moreno Valley Unified	Riverside	Hendrick Ranch Elementary	57/67124-00-019	07/11/19	\$ 1,818,818	\$ 1,212,545
Moreno Valley Unified	Riverside	Cloverdale Elementary	57/67124-00-020	07/11/19	\$ 3,815,272	\$ 2,543,515

SFP APPLICATIONS
Modernization Acknowledged Applications Received Past Existing Authority as of September 30, 2019

District	County	Site Name	DSA Number	50-04 Date Received	Estimated State Grant (a)	Estimated Financial Hardship (b)
Moreno Valley Unified	Riverside	Bear Valley Elementary	57/67124-00-021	07/11/19	\$ 4,476,071	\$ 2,984,047
Moreno Valley Unified	Riverside	Mountain View Middle	57/67124-00-022	07/11/19	\$ 6,770,235	\$ 4,513,490
Moreno Valley Unified	Riverside	Honey Hollow Elementary	57/67124-00-023	07/11/19	\$ 3,141,216	\$ 2,094,144
Moreno Valley Unified	Riverside	Ridge Crest Elementary	57/67124-00-024	07/11/19	\$ 2,695,299	\$ 1,796,866
Yuba County Office of Education	Yuba	Virginia School	57/10587-00-005	07/19/19	\$ 843,714	\$ 562,476
Placer Union High	Placer	Del Oro High	57/66894-00-015	07/19/19	\$ 3,939,831	\$ -
Azusa Unified	Los Angeles	Charles H Lee Elementary	57/64279-00-026	07/22/19	\$ 2,799,664	\$ -
Azusa Unified	Los Angeles	Gladstone High	57/64279-00-027	07/22/19	\$ 867,640	\$ -
Galt Joint Union Elementary	Sacramento	Vernon E Greer Elementary	57/67348-00-004	07/22/19	\$ 2,249,078	\$ -
Washington Unified	Yolo	Elkhorn Village Elementary	57/72694-00-018	07/23/19	\$ 1,425,135	\$ -
San Jose Unified	Santa Clara	Leland High	57/69666-00-052	07/26/19	\$ 2,172,167	\$ -
Montague Elementary	Siskiyou	Montague Elementary	57/70417-00-002	07/26/19	\$ 1,221,836	\$ 814,557
Tulare County Office of Education	Tulare	LB Hill Learning Cntr	57/10546-00-007	08/02/19	\$ 1,360,110	\$ 906,740
Fremont Unified	Alameda	John M Horner Junior High	57/61176-00-055	08/02/19	\$ 3,154,754	\$ -
San Francisco Unified	San Francisco	Milk (Harvey) Civil Rights Elementary	57/68478-27-002	08/05/19	\$ 1,059,695	\$ -
Novato Unified	Marin	San Marin High	57/65417-00-025	08/07/19	\$ 756,041	\$ -
Redwood City Elementary	San Mateo	John F Kennedy Middle	57/69005-00-007	08/08/19	\$ 3,277,173	\$ -
Los Angeles Unified	Los Angeles	Audubon Middle	57/64733-00-724	08/09/19	\$ 2,245,921	\$ -
Los Angeles Unified	Los Angeles	Tenth Street Elementary	57/64733-00-725	08/09/19	\$ 2,319,140	\$ -
Roseville Joint Union High	Placer	Granite Bay High	57/66928-00-006	08/09/19	\$ 2,784,623	\$ -
Roseville Joint Union High	Placer	Oakmont High	57/66928-00-007	08/09/19	\$ 3,192,270	\$ -
Monson-Sultana Joint Union Elementary	Tulare	Monson-Sultana Elementary	57/72009-00-003	08/09/19	\$ 905,713	\$ -
Culver City Unified	Los Angeles	La Ballona Elementary	57/64444-00-017	08/12/19	\$ 448,287	\$ -
Novato Unified	Marin	Novato High	57/65417-00-026	08/12/19	\$ 1,432,028	\$ -
Corona-Norco Unified	Riverside	Norco Intermediate	57/67033-00-022	08/12/19	\$ 812,816	\$ -
Stockton Unified	San Joaquin	Cleveland Elementary	57/68676-00-042	08/12/19	\$ 3,874,216	\$ -
Moreno Valley Unified	Riverside	Canyon Springs High	57/67124-00-025	08/13/19	\$ 15,244,687	\$ -
Orange Unified	Orange	Canyon High	57/66621-00-058	08/14/19	\$ 7,032,986	\$ -
Kern High	Kern	Bakersfield High	57/63529-00-012	08/16/19	\$ 13,705,939	\$ -
Tahoe-Truckee Unified	Placer	Sierra Expeditionary Learning	57/66944-00-020	08/16/19	\$ 1,146,384	\$ -
Los Angeles Unified	Los Angeles	Sixty-Eight Street Elementary	57/64733-00-726	08/19/19	\$ 1,690,286	\$ -
Whittier City Elementary	Los Angeles	Mill Elementary	57/65110-00-018	08/19/19	\$ 1,393,200	\$ -
Grass Valley Elementary	Nevada	Grass Valley Charter	57/66332-00-003	08/19/19	\$ 2,556,209	\$ -
Grass Valley Elementary	Nevada	Margaret G Scotten Elementary	57/66332-00-004	08/19/19	\$ 2,476,211	\$ -
Los Nietos	Los Angeles	Aeolian Elementary	57/64758-00-006	08/23/19	\$ 2,812,991	\$ -
Elk Grove Unified	Sacramento	Joseph Kerr Middle	57/67314-00-036	08/23/19	\$ 2,188,989	\$ -
Lucia Mar Unified	San Luis Obispo	Oceano Elementary	57/68759-00-017	08/26/19	\$ 1,690,526	\$ -
Lucia Mar Unified	San Luis Obispo	Mesa Middle	57/68759-00-018	08/26/19	\$ 2,934,810	\$ -
Moraga Elementary	Contra Costa	Camino Pablo Elementary	57/61747-00-004	08/26/19	\$ 701,440	\$ -
Le Grand Union	Merced	Le Grand Elementary	57/65722-00-002	08/26/19	\$ 302,660	\$ 201,774
Colusa Unified	Colusa	Burchfield Primary	57/61598-00-001	08/28/19	\$ 1,147,073	\$ -
Colusa Unified	Colusa	Colusa High	57/65198-00-002	08/28/19	\$ 1,178,921	\$ -
Colusa Unified	Colusa	Egling Middle	57/61598-00-003	08/28/19	\$ 1,413,093	\$ -

SFP APPLICATIONS

Modernization Acknowledged Applications Received Past Existing Authority as of September 30, 2019

District	County	Site Name	DSA Number	50-04 Date Received	Estimated State Grant (a)	Estimated Financial Hardship (b)
Saddleback Valley Unified	Orange	Rancho Santa Margarita	57/73635-00-042	08/29/19	\$ 6,019,974	\$ -
Desert Sands Unified	Riverside	Indio Middle School	57/67058-00-020	08/29/19	\$ 4,500,965	\$ -
Riverside Unified	Riverside	Magnolia Elementary	57/67215-00-042	08/29/19	\$ 670,308	\$ -
Riverside Unified	Riverside	Fremont Elementary	57/67215-00-043	08/29/19	\$ 1,494,294	\$ -
Azusa Unified	Los Angeles	Murray Elementary	57/64279-00-028	08/30/19	\$ 1,372,382	\$ -
San Francisco Unified	San Francisco	Garfield Elementary	57/68478-79-005	08/30/19	\$ 1,805,257	\$ -
Kern Union High	Kern	North High School	57/63529-00-013	09/03/19	\$ 4,559,315	\$ -
Chicago Park Elementary	Nevada	Chicago Park Elementary	57/66316-00-004	09/04/19	\$ 242,080	\$ 161,387
Chicago Park Elementary	Nevada	Chicago Park Community Charter	57/66316-00-005	09/04/19	\$ 439,813	\$ 293,209
Bennett Valley Union Elementary	Sonoma	Yulupa Elementary	57/70623-00-007	09/12/19	\$ 264,042	\$ -
Hanford Elementary	Kings	Lincoln Elementary	57/63917-00-007	09/13/19	\$ 2,683,314	\$ -
Hanford Elementary	Kings	George Washington	57/63917-00-008	09/13/19	\$ 2,476,072	\$ -
Desert Sands Unified	Riverside	Kennedy Elementary	57/67058-00-021	09/16/19	\$ 402,918	\$ -
San Jose Unified	Santa Clara	Willow Glen High	57/69666-00-053	09/17/19	\$ 2,212,543	\$ -
San Jose Unified	Santa Clara	Lincoln High	57/69666-00-054	09/17/19	\$ 2,538,379	\$ -
Newport-Mesa Unified	Orange	Wilson Elementary	57/66597-00-051	09/17/19	\$ 1,802,983	\$ -
Riverside Unified	Riverside	Adams Elementary	57/67215-00-044	09/19/19	\$ 1,012,227	\$ -
Moreno Valley Unified	Riverside	Vista Heights	57/67124-00-026	09/19/19	\$ 6,163,856	\$ 4,109,237
Etiwanda Elementary	San Bernardino	Windrows Elementary	57/67702-00-003	09/26/19	\$ 3,255,348	\$ 2,170,232
Saugus Union Elementary	Los Angeles	Plum Canyon Elementary	57/64998-00-010	09/26/19	\$ 1,233,580	\$ -
Panama-Buena Vista Union	Kern	Panama Elementary	57/63362-00-006	09/26/19	\$ 3,301,060	\$ -
Center Joint Unified	Sacramento	Oak Hill Elementary	57/73973-00-006	09/30/19	\$ 3,641,528	\$ -
Walnut Valley Unified	Los Angeles	Diamond Bar High	50/73460-00-013	09/30/19	\$ 13,519,632	\$ -
					\$ 570,779,582	\$ 40,313,587
					\$ 611,093,168	

INFORMATION ITEM

**FACILITY HARDSHIP/REHABILITATION APPROVALS WITHOUT
FUNDING**

As of April 24, 2019

FACILITY HARDSHIP/REHABILITATION APPROVALS WITHOUT FUNDING

As of September 25, 2019 State Allocation Board

FACILITY HARDSHIP

<i>School District</i>	<i>County</i>	<i>Program</i>	<i>Application Number</i>	<i>School Site Name</i>	<i>SAB Approval Date</i>	<i>Funding Application Due Date</i>	<i>Estimated State Grant</i>
Estimated Total Need (State Share)							

REHABILITATION

<i>School District</i>	<i>County</i>	<i>Program</i>	<i>Application Number</i>	<i>School Site Name</i>	<i>SAB Approval Date</i>	<i>Funding Application Due Date</i>	<i>Estimated State Grant</i>
Lewiston Elementary	Trinity	Facility Hardship	58/71746-00-002	Lewiston Elementary	9/25/2019	3/25/2021	\$ 502,314 *
Estimated Total Need (State Share)							\$ 502,314

Facility Hardship and Rehabilitation Estimated Total Need (State Share)							\$ 502,314
--	--	--	--	--	--	--	------------

*This project has received approval for design funding which are included in the Estimated State Grant amount.

Section 1859.81. Financial Hardship.

Except for Joint-Use Projects and Career Technical Education Facilities Projects, a district is eligible for financial hardship to fund all or a portion of its matching share requirement after demonstrating the requirements of (a), (c), and (d) below:

- (a) The district is financially unable to provide all necessary matching funds for an eligible project. To determine this, an analysis shall be made of the district's financial records by the OPSC including data and records maintained by the CDE and the County Office of Education. The analysis shall consist of a review of the district's latest Independent Audit regarding funds available from all capital facility accounts, including, but not limited to, developer fees, funds generated from capital facility certificates of participation, federal grants, redevelopment funds, sale proceeds from surplus property, the appraised value of facilities approved for replacement pursuant to Section 1859.82, bond funds either encumbered, unencumbered or authorized but unsold, and savings from other SFP projects. All funds thus identified that have not been expended or encumbered by a contractual agreement for a specific capital outlay purpose prior to the initial request for financial hardship status shall be deemed available as a matching contribution.

After the initial request for financial hardship status is granted, no further encumbrances will be approved by the OPSC and all prospective revenue made available to the district's capital facility accounts shall be deemed available as matching contribution on the subsequent financial hardship review, with the exception of:

- (1) Approved interim housing expenditures.
- (2) Funding to pay for previously recognized multi-year encumbrances approved at the initial financial hardship approval.
- (3) Funding that is transferred into a Special Reserve Fund and is used for the express purpose of the Federal Renovation Program when the amount expended out of that fund does not exceed the maximum Federal Renovation Grant amount.
- (4) Funding that is transferred into a Special Reserve Fund and is used for the express purpose of the School Facilities Needs Assessment Grant Program or Emergency Repair Program when the amount expended out of that fund does not exceed the maximum grant amount apportioned.
- (5) Funding that is transferred into a Special Reserve Fund and is used for the express purpose of the Career Technical Education Facilities Program when the amount expended out of that fund does not exceed the applicant's share of the maximum grant amount apportioned.
- (6) Funding that is transferred into a Special Reserve Fund and used for the express purpose of the Overcrowding Relief Grant when the amount expended out of that fund does not exceed the amount of the site acquisition and design costs of the project and the district has submitted an approved Form SAB 50-11.
- (7) Funding that is used for the express purpose of reimbursing the State a proportionate share of financial hardship received when there has been a transfer of a special education program and title to the facility. In addition, the funding was used within five years of the title transfer.
- (8) Funding to pay for obtaining a structural report pursuant to Section 1859.82 for an approvable and funded seismic mitigation project.
- (9) All other capital facility funding for a period of three years when no subsequent financial hardship request is made during this period, with the exception of the funding identified in (6). The three-year period begins with the date of the most recent financial hardship new construction or modernization adjusted grant funding apportionment.

When Overcrowding Relief Grant funding is set aside pursuant to (6) and the School District has not submitted, or the OPSC has not accepted, a Form SAB 50-04 for an Overcrowding Relief Grant within three years from the date of deposit into the Special Reserve Fund, or the School District has not met the requirements in Sections 1859.90 or 1859.105, remaining funds plus interest accrued at the Pooled Money Investment Board rate at that time period shall be deemed available as matching contribution on a subsequent financial hardship project or be captured through an audit adjustment pursuant to Section 1859.106.

The financial hardship analysis is subject to approval by the Board.

- (b) From the funds deemed available as a matching contribution, the district may retain \$19,776 per classroom in each enrollment reporting period for the cost to provide interim housing for the currently unhoused pupils of the district. The amount shown shall be adjusted annually in the manner prescribed in Section 1859.71. The

number of classrooms needed for interim housing for the currently unhoused pupils shall be the sum of the positive numbers determined in (b)(7) as follows:

- (1) Determine the current enrollment of the district by grade level as shown on the latest Form SAB 50-01.
- (2) Determine the New Construction Grants apportioned by grade level for all SFP projects and LPP funded under the provisions of Sections 1859.12 or 1859.13 where the district has submitted Form SAB 50-06 indicating that the project is 100 percent complete.
- (3) Subtract (b)(2) from (b)(1).
- (4) Determine the number of classrooms by grade level reported in Part 1, Line 8 on Form SAB 50-02.
- (5) Multiply the classrooms determined in (b)(4) by 25 for K-6, 27 for 7-12, 13 for Non-Severe and 9 for Severe.
- (6) Subtract the product determined in (b)(5) from the difference determined in (b)(3) by grade level.
- (7) Divide the difference by grade level determined in (b)(6) by 25 for K-6, 27 for 7-12, 13 for Non-Severe and 9 for Severe and round up to the nearest whole number.

From the funds deemed available as a matching contribution, the district may also retain \$19,776 per portable toilet unit in each reporting period for the cost to provide necessary interim toilet facilities for the currently unhoused pupils of the district. The amount shown shall be adjusted annually in the manner prescribed in Section 1859.71. The number of toilet facilities needed for interim housing shall be the sum of the positive numbers determined in (b)(7) divided by eight rounded up to the nearest whole number.

From the funds deemed available as a matching contribution, the district may also retain \$19,776 per classroom in each reporting period for the cost to provide necessary interim housing for the currently unhoused pupils displaced as a result of a SAB approved seismic mitigation project pursuant to Section 1859.82. The amount shown shall be adjusted annually in the manner prescribed in Section 1859.71. The number of classrooms needed for interim housing shall be the quotient of the displaced pupils by 25 for K-6, 27 for 7-12, 13 for Non-Severe and 9 for Severe and round up to the nearest whole number.

If the district's available funds, as determined by the OPSC analysis less costs for interim housing, is less than its matching share, the district will be deemed to have met the requirements of this Subsection.

- (c) The district has made all reasonable efforts to fund its matching share of the project by demonstrating it is levying the developer fee justified under law or an alternative revenue source equal to or greater than the developer fee otherwise justified under law at the time of request for hardship and the district meets at least one of the following:
 - (1) The current outstanding bonded indebtedness of the district issued for the purpose of constructing school facilities in accordance with Education Code Section 17072.35 or 17074.25 as appropriate, at the time of request for financial hardship status, is at least 60 percent of the district's total bonding capacity. Outstanding bonded indebtedness includes that part of general obligation bonds, Mello-Roos Bonds, School Facility Improvement District Bonds and certificates of participation which the district is paying a debt service that was issued for capital outlay school facility purposes.
 - (2) The district had a successful registered voter bond election for at least the maximum amount allowed under Proposition 39 within the previous two years from the date of request for financial hardship status. The proceeds from the bond election that represent the maximum amount allowed under the provisions of Proposition 39 must be used to fund the district's matching share requirement for SFP project(s).
 - (3) It is a County Superintendent of Schools.
 - (4) The district's total bonding capacity at the time of the request for financial hardship status is \$5 million or less.
 - (5) Other evidence of reasonable effort as approved by the SAB.

If the district's request for financial hardship status is denied by the Board, the district may be deemed eligible for rental payments of \$2,000 per year per classroom under the Emergency School Classroom Law of 1979 for a two year period when relocatable classroom buildings are available and the district provides financial documentation that it is unable to afford the full rental amount and any other information satisfactory to the Board that the rental reduction is necessary. The number of classrooms eligible for the \$2,000 rental payments shall be the sum of the numbers determined in (c)(5)(B) as follows:

- (A) Determine the number of pupils by grade level that the district requested a New Construction Grant on the Form SAB 50-04 that were denied financial hardship status.

- (B) Divide the number by grade level determined in (c)(5)(A) by 25 for K-6, 27 for 7-12, 13 for Non-Severe and 9 for Severe and round up to the nearest whole number.
- (d) The district has not signed a contract for acquisition or construction of classrooms that replace existing facility(ies), which were included in the determination of the district's new construction eligibility pursuant to Education Code Section 17071.75, in a locally funded project during the five-year period immediately preceding the district's application for financial hardship assistance. This restriction may be lifted if the Board finds that unforeseen and extenuating circumstances existed that required the district to use local funds to replace the facility(ies).
- (e) If the district meets the financial hardship requirements in this Section, the amount of financial hardship is equal to the district's matching share less funds deemed available in (a).
- (1) Once a district has been notified by OPSC that it meets the requirements of financial hardship in this Section, the district may file Form SAB 50-04 under the provisions of financial hardship anytime within a period of 180 calendar days from the date of the OPSC notification.
- (2) If the district does not submit Form SAB 50-04 under the provisions of financial hardship within 180 calendar days of the OPSC notification of approval of financial hardship status, the district must re-qualify for financial hardship status under the provisions of this Section by submittal of a new request for financial hardship status.
- (3) If the project(s) has been included on an unfunded list for more than 180 calendar days, a review of the district's funds pursuant to (a) will be made to determine if additional district funds are available to fund the district's matching share of the project(s).

Financial hardship approval status by the OPSC for a separate design and/or site apportionment does not apply to any subsequent funding for the project(s).

- (f) If the district submits Form SAB 50-04 within 180 calendar days of the OPSC notification of approval of financial hardship and the project(s) has been included on the "Unfunded List (Lack of AB 55 Loans)" for more than 180 calendar days as a result of the State of California's inability to provide interim financing from the Pooled Money Investment Account (AB 55 loans), the Board may suspend the unfunded review requirement as defined in Regulation Section 1859.81(e). Projects added to any other unfunded list shall be subject to the review detailed in Regulation Section 1859.81(e). Regulation Section 1859.81(f) shall become inoperative July 1, 2011.
- (g) A project added to an unfunded list on or after July 1, 2011 will be subject to the review detailed in section (e)(3). For projects added to an unfunded list between February 25, 2009 and June 30, 2011, only the district's financial records on or after July 1, 2011 will be considered in calculating any adjustment to the district's matching share.
- (h) On or after September 22, 2017, a district may submit a request for funding in advance of obtaining a determination of Financial Hardship.
 - (1) To be considered for Financial Hardship, the district must check the box on the Form SAB 50-04 requesting Financial Hardship pursuant to this subsection when submitting a request for funding.
 - (2) Prior to processing an application OPSC will notify the district in writing to submit the necessary documentation for a Financial Hardship analysis pursuant to (a), (b), (c) and (d). OPSC will not accept any documents for a Financial Hardship analysis in advance of the notification. Failure to submit the requested documentation within 60 calendar days of OPSC's notification will result in either a. or b.:
 - a. District may amend their Form SAB 50-04 to exclude the request for Financial Hardship determination.
 - b. OPSC will return the request for funding and related materials to the district.
 - (3) Upon notification of Financial Hardship approval, any Form SAB 50-04 processed within 180 calendar days of the approval date will be included in the approval.
 - (4) For any Form SAB 50-04 processed more than 180 calendar days after the date of the Financial Hardship approval the district shall re-qualify for Financial Hardship status.

Note: Authority cited: Sections 17070.35, 17075.15, 17078.72 and 17592.73, Education Code.

Reference: Sections 17071.75, 17075.10, 17075.15, and 17079.20, Education Code.