

State Allocation Board Agenda



Lisa Silverman, Executive Officer
Office of Public School Construction
707 Third Street
West Sacramento, CA 95605

Public Meeting
Wednesday, September 25, 2019
State Capitol, Room 447*
Sacramento, CA 95814
2:00 p.m.*

General Information
(916) 376-1771

For further information please contact your Project Manager.

*Meeting room and time subject to change.

A copy of the 10-Day Notice can be found on the [OPSC website](#).

September 25, 2019

Agenda

<u>TAB</u>	<u>SUBJECT</u>	<u>PRESENTER</u>	<u>PAGE</u>
	Call Meeting to Order	Chair	
	Roll Call	Secretary	
	Table of Contents		i - ii
1	Alphabetical Listing		iii - viii
2	Minutes of August 28, 2019		1 - 6
3	Executive Officer Statement		7
4	<u>CONSENT AGENDA</u>		
	<u>SCHOOL FACILITY PROGRAM</u>		
	Resolution		8
	Eligibility Approvals		9 - 20
	Priority Funding School Construction Apportionments		21 - 231
	Funding		274 - 277
	Closeouts		278 - 282
	Career Technical Education Facilities Program Rescissions		283 - 284
	Substantial Progress Reduction to Costs Incurred		285 - 286
	Facility Hardship/Rehabilitation Program		287 - 306

NEXT MONTHLY STATE ALLOCATION BOARD MEETING – OCTOBER 23, 2019

September 25, 2019

Agenda

<u>TAB</u>	<u>SUBJECT</u>	<u>PAGE</u>
5	<u>FINANCIAL REPORTS</u>	307 - 327
6	<u>APPEAL ITEMS</u>	
	LAYTONVILLE UNIFIED/MENDOCINO 55/73916-00-001	328
	To present the District's request for the following:	
	• A change in scope (from a new construction to a modernization) for the approved Career Technical Education Facilities Program Reservation of Funds project; and	WITHDRAWN
	• An extension to the due date to obtain Division of the State Architect approval.	
	<u>ACTION ITEMS</u>	
7	PROPOSED REGULATORY AMENDMENTS FOR THE SCHOOL FACILITIES PROGRAM	329 - 331
	To present proposed regulatory amendments to the definitions of Suburban Area and Rural Area in the School Facility Program Regulations.	
	<u>REPORTS, DISCUSSION AND INFORMATION ITEMS</u>	
8	State Allocation Board Three-Month Workload	332 - 333
	Dates for Remaining 2019 State Allocation Board Meetings	334
	School Facility Program Unfunded List (Regulation Section 1859.95)	335 - 341
	School Facility Program Workload List	342 - 376
	Full-Day Kindergarten Facilities Grant Program Workload List	377 - 381
	School Facility Program Acknowledged List (Reg. Section 1859.95.1)	382 - 390
	School Facility Program Financial Hardship Reg. Section 1859.81	391 - 393

September 25, 2019

Alphabetical Listing

School District	County	Category	Page No.
ADELANTO ELEMENTARY	SAN BERNARDINO	SFP - New Construction	Consent 285
ALISAL UNION	MONTEREY	SFP - New Construction	Consent 21
ALTA VISTA ELEMENTARY	TULARE	SFP - Modernization	Consent 21
ALVORD UNIFIED	RIVERSIDE	SFP - Career Tech	Consent 21
ANAHEIM ELEMENTARY	ORANGE	SFP - Modernization	Consent 21
ANAHEIM UNION HIGH	ORANGE	SFP - New Construction	Consent 21
ANAHEIM UNION HIGH	ORANGE	SFP - Modernization	Consent 232*
AZUSA UNIFIED	LOS ANGELES	SFP - New Construction	Consent 11
AZUSA UNIFIED	LOS ANGELES	SFP - New Construction	Consent 232*
AZUSA UNIFIED	LOS ANGELES	SFP - Modernization	Consent 232*
BAKERSFIELD CITY ELEMENTARY	KERN	SFP - New Construction	Consent 11
BAKERSFIELD CITY ELEMENTARY	KERN	SFP - Modernization	Consent 21
BALDWIN PARK UNIFIED	LOS ANGELES	SFP - Modernization	Consent 11
BANNING UNIFIED	RIVERSIDE	SFP - Career Tech	Consent 21
BAYSHORE ELEMENTARY	SAN MATEO	SFP - Modernization	Consent 11
BENICIA UNIFIED	SOLANO	SFP - Modernization	Consent 21
BEVERLY HILLS UNIFIED	LOS ANGELES	SFP - New Construction	Consent 21
BRAWLEY ELEMENTARY	IMPERIAL	SFP - New Construction	Consent 21
BRAWLEY ELEMENTARY	IMPERIAL	SFP - Modernization	Consent 21
BURLINGAME ELEMENTARY	SAN MATEO	SFP - New Construction	Consent 11
BURLINGAME ELEMENTARY	SAN MATEO	SFP - New Construction	Consent 232*
CAJON VALLEY UNION ELEMENTARY	SAN DIEGO	SFP - Charter	Consent 21
CAJON VALLEY UNION ELEMENTARY	SAN DIEGO	SFP - Charter	Consent 21
CAMPBELL UNION HIGH	SANTA CLARA	SFP - Modernization	Consent 287*
CAPAY JOINT UNION ELEMENTARY	GLENN	SFP - Modernization	Consent 21
CAPISTRANO UNIFIED	ORANGE	SFP - New Construction	Consent 11
CAPISTRANO UNIFIED	ORANGE	SFP - New Construction	Consent 232*
CARUTHERS UNIFIED	FRESNO	SFP - Career Tech	Consent 21
CASTRO VALLEY UNIFIED	ALAMEDA	SFP - Career Tech	Consent 21
CASTRO VALLEY UNIFIED	ALAMEDA	SFP - Modernization	Consent 11
CENTINELA VALLEY UNION HIGH	LOS ANGELES	SFP - Career Tech	Consent 21
CENTRAL UNIFIED	FRESNO	SFP - New Construction	Consent 21
CHAFFEY JOINT UNION HIGH	SAN BERNARDINO	SFP - New Construction	Consent 21
CHAFFEY JOINT UNION HIGH	SAN BERNARDINO	SFP - New Construction	Consent 21
CHAFFEY JOINT UNION HIGH	SAN BERNARDINO	SFP - New Construction	Consent 21
CHAFFEY JOINT UNION HIGH	SAN BERNARDINO	SFP - New Construction	Consent 21
CHICO UNIFIED	BUTTE	SFP - Career Tech	Consent 21
CHULA VISTA ELEMENTARY	SAN DIEGO	SFP - Charter	Consent 21
CLOVIS UNIFIED	FRESNO	SFP - New Construction	Consent 21
CLOVIS UNIFIED	FRESNO	SFP - New Construction	Consent 21
CLOVIS UNIFIED	FRESNO	SFP - Career Tech	Consent 21
CLOVIS UNIFIED	FRESNO	SFP - Career Tech	Consent 21
CLOVIS UNIFIED	FRESNO	SFP - Modernization	Consent 21
CLOVIS UNIFIED	FRESNO	SFP - Modernization	Consent 21
CLOVIS UNIFIED	FRESNO	SFP - Modernization	Consent 21
CLOVIS UNIFIED	FRESNO	SFP - Modernization	Consent 21
CLOVIS UNIFIED	FRESNO	SFP - Modernization	Consent 21
CLOVIS UNIFIED	FRESNO	SFP - Modernization	Consent 21
CLOVIS UNIFIED	FRESNO	SFP - Modernization	Consent 21
CLOVIS UNIFIED	FRESNO	SFP - Modernization	Consent 21
CLOVIS UNIFIED	FRESNO	SFP - Modernization	Consent 232*
COLTON JOINT UNIFIED	SAN BERNARDINO	SFP - Modernization	Consent 21

September 25, 2019

Alphabetical Listing

School District	County	Category	Page No.
COLTON JOINT UNIFIED	SAN BERNARDINO	SFP - Modernization	Consent 21
COLTON JOINT UNIFIED	SAN BERNARDINO	SFP - Modernization	Consent 21
COLTON JOINT UNIFIED	SAN BERNARDINO	SFP - Modernization	Consent 232*
CORCORAN JOINT UNIFIED	KINGS	SFP - Modernization	Consent 11
CORCORAN JOINT UNIFIED	KINGS	SFP - Modernization	Consent 232*
CORCORAN JOINT UNIFIED	KINGS	SFP - Modernization	Consent 232*
CORNING UNION HIGH	TEHAMA	SFP - Career Tech	Consent 21
CULVER CITY UNIFIED	LOS ANGELES	SFP - Modernization	Consent 21
CULVER CITY UNIFIED	LOS ANGELES	SFP - Modernization	Consent 21
CUTLER-OROSI JOINT UNIFIED	TULARE	SFP - New Construction	Consent 11
CUTTEN ELEMENTARY	HUMBOLDT	SFP - Modernization	Consent 285
DESERT SANDS UNIFIED	RIVERSIDE	SFP - Modernization	Consent 232*
DINUBA UNIFIED	TULARE	SFP - Modernization	Consent 21
DINUBA UNIFIED	TULARE	SFP - Modernization	Consent 21
DINUBA UNIFIED	TULARE	SFP - Modernization	Consent 21
DOWNEY UNIFIED	LOS ANGELES	SFP - New Construction	Consent 21
DOWNEY UNIFIED	LOS ANGELES	SFP - Modernization	Consent 232*
DUBLIN UNIFIED	ALAMEDA	SFP - New Construction	Consent 21
EDISON ELEMENTARY	KERN	SFP - New Construction	Consent 11
ELK GROVE UNIFIED	SACRAMENTO	SFP - New Construction	Consent 21
ELK GROVE UNIFIED	SACRAMENTO	SFP - Career Tech	Consent 21
ELK GROVE UNIFIED	SACRAMENTO	SFP - Career Tech	Consent 21
ELK GROVE UNIFIED	SACRAMENTO	SFP - Career Tech	Consent 21
ELK GROVE UNIFIED	SACRAMENTO	SFP - Career Tech	Consent 21
ELK GROVE UNIFIED	SACRAMENTO	SFP - Career Tech	Consent 21
ELK GROVE UNIFIED	SACRAMENTO	SFP - Modernization	Consent 21
ESCONDIDO UNION ELEMENTARY	SAN DIEGO	SFP - Modernization	Consent 21
ETIWANDA ELEMENTARY	SAN BERNARDINO	SFP - New Construction	Consent 11
ETIWANDA ELEMENTARY	SAN BERNARDINO	SFP - New Construction	Consent 21
ETIWANDA ELEMENTARY	SAN BERNARDINO	SFP - New Construction	Consent 232*
FARMERSVILLE UNIFIED	TULARE	SFP - New Construction	Consent 282
FILLMORE UNIFIED	VENTURA	SFP - Career Tech	Consent 21
FIREBAUGH-LAS DELTAS UNIFIED	FRESNO	SFP - Career Tech	Consent 21
FIREBAUGH-LAS DELTAS UNIFIED	FRESNO	SFP - Career Tech	Consent 21
FOWLER UNIFIED	FRESNO	SFP - Career Tech	Consent 21
FREMONT UNIFIED	ALAMEDA	SFP - New Construction	Consent 21
FREMONT UNIFIED	ALAMEDA	SFP - New Construction	Consent 21
FREMONT UNIFIED	ALAMEDA	SFP - New Construction	Consent 21
FREMONT UNION HIGH	SANTA CLARA	SFP - New Construction	Consent 21
FREMONT UNION HIGH	SANTA CLARA	SFP - Modernization	Consent 21
FRESNO UNIFIED	FRESNO	SFP - New Construction	Consent 21
FRESNO UNIFIED	FRESNO	SFP - Career Tech	Consent 21
FRESNO UNIFIED	FRESNO	SFP - Career Tech	Consent 21
GARDEN GROVE UNIFIED	ORANGE	SFP - Modernization	Consent 11
GLENDALE UNIFIED	LOS ANGELES	SFP - Career Tech	Consent 21
GOLDEN PLAINS UNIFIED	FRESNO	SFP - Career Tech	Consent 21
GOLDEN VALLEY UNIFIED	MADERA	SFP - Career Tech	Consent 21
GOLDEN VALLEY UNIFIED	MADERA	SFP - Career Tech	Consent 21
GROSSMONT UNION HIGH	SAN DIEGO	SFP - New Construction	Consent 21
GROSSMONT UNION HIGH	SAN DIEGO	SFP - New Construction	Consent 232*
GROSSMONT UNION HIGH	SAN DIEGO	SFP - Modernization	Consent 21
GUADALUPE UNION ELEMENTARY	SANTA BARBARA	SFP - New Construction	Consent 11

September 25, 2019

Alphabetical Listing

School District	County	Category	Page No.
IMPERIAL COUNTY OFFICE OF EDUCATION	IMPERIAL	SFP - New Construction	Consent 11
IMPERIAL COUNTY OFFICE OF EDUCATION	IMPERIAL	SFP - New Construction	Consent 11
IRVINE UNIFIED	ORANGE	SFP - New Construction	Consent 21
IRVINE UNIFIED	ORANGE	SFP - New Construction	Consent 21
IRVINE UNIFIED	ORANGE	SFP - New Construction	Consent 21
IRVINE UNIFIED	ORANGE	SFP - New Construction	Consent 21
IRVINE UNIFIED	ORANGE	SFP - New Construction	Consent 21
IRVINE UNIFIED	ORANGE	SFP - New Construction	Consent 21
IRVINE UNIFIED	ORANGE	SFP - New Construction	Consent 21
IRVINE UNIFIED	ORANGE	SFP - New Construction	Consent 21
IRVINE UNIFIED	ORANGE	SFP - Career Tech	Consent 21
ISLAND UNION ELEMENTARY	KINGS	SFP - Modernization	Consent 21
JEFFERSON ELEMENTARY	SAN JOAQUIN	SFP - Modernization	Consent 21
JURUPA UNIFIED	RIVERSIDE	SFP - Modernization	Consent 232*
KENTFIELD ELEMENTARY	MARIN	SFP - New Construction	Consent 11
KERMAN UNIFIED	FRESNO	SFP - New Construction	Consent 11
KERMAN UNIFIED	FRESNO	SFP - New Construction	Consent 232*
KERN HIGH	KERN	SFP - Career Tech	Consent 21
KINGS CANYON JOINT UNIFIED	FRESNO	SFP - Career Tech	Consent 21
KLAMATH-TRINITY JOINT UNIFIED	HUMBOLDT	SFP - New Construction	Consent 274
KLAMATH-TRINITY JOINT UNIFIED	HUMBOLDT	SFP - New Construction	Consent 275
KLAMATH-TRINITY JOINT UNIFIED	HUMBOLDT	SFP - New Construction	Consent 276
KLAMATH-TRINITY JOINT UNIFIED	HUMBOLDT	SFP - New Construction	Consent 232*
KLAMATH-TRINITY JOINT UNIFIED	HUMBOLDT	SFP - New Construction	Consent 277
LAMONT ELEMENTARY	KERN	SFP - New Construction	Consent 11
LARKSPUR-CORTE MADERA	MARIN	SFP - New Construction	Consent 21
LAYTONVILLE UNIFIED	MENDOCINO	SFP - Modernization	Consent 232*
LEWISTON ELEMENTARY	TRINITY	SFP - Modernization	Consent 291*
LIBERTY ELEMENTARY	TULARE	SFP - New Construction	Consent 21
LIBERTY UNION HIGH	CONTRA COSTA	SFP - New Construction	Consent 11
LIBERTY UNION HIGH	CONTRA COSTA	SFP - New Construction	Consent 232*
LINCOLN UNIFIED	SAN JOAQUIN	SFP - Modernization	Consent 21
LINCOLN UNIFIED	SAN JOAQUIN	SFP - Modernization	Consent 21
LINCOLN UNIFIED	SAN JOAQUIN	SFP - Modernization	Consent 232*
LINDSAY UNIFIED	TULARE	SFP - New Construction	Consent 11
LINDSAY UNIFIED	TULARE	SFP - Career Tech	Consent 21
LINDSAY UNIFIED	TULARE	SFP - Modernization	Consent 21
LINDSAY UNIFIED	TULARE	SFP - Modernization	Consent 21
LINDSAY UNIFIED	TULARE	SFP - Modernization	Consent 21
LONG BEACH UNIFIED	LOS ANGELES	SFP - Career Tech	Consent 21
LONG BEACH UNIFIED	LOS ANGELES	SFP - Career Tech	Consent 21
LONG BEACH UNIFIED	LOS ANGELES	SFP - Career Tech	Consent 21
LONG BEACH UNIFIED	LOS ANGELES	SFP - Modernization	Consent 21
LONG BEACH UNIFIED	LOS ANGELES	SFP - Modernization	Consent 232*
LONG BEACH UNIFIED	LOS ANGELES	SFP - Modernization	Consent 232*
LOS ANGELES UNIFIED	LOS ANGELES	SFP - COS	Consent 21
LOS ANGELES UNIFIED	LOS ANGELES	SFP - Charter	Consent 21
LOS ANGELES UNIFIED	LOS ANGELES	SFP - Charter	Consent 21
LOS ANGELES UNIFIED	LOS ANGELES	SFP - Career Tech	Consent 21
LOS ANGELES UNIFIED	LOS ANGELES	SFP - ORG	Consent 280
LOS ANGELES UNIFIED	LOS ANGELES	SFP - Modernization	Consent 21
LOS ANGELES UNIFIED	LOS ANGELES	SFP - Career Tech	Consent 283

September 25, 2019

Alphabetical Listing

School District	County	Category	Page No.
LOS BANOS UNIFIED	MERCED	SFP - New Construction	Consent 21
LUCIA MAR UNIFIED	SAN LUIS OBISPO	SFP - Modernization	Consent 295*
LYNWOOD UNIFIED	LOS ANGELES	SFP - Career Tech	Consent 21
MADERA UNIFIED	MADERA	SFP - New Construction	Consent 11
MADERA UNIFIED	MADERA	SFP - New Construction	Consent 232*
MADERA UNIFIED	MADERA	SFP - Career Tech	Consent 21
MADERA UNIFIED	MADERA	SFP - Career Tech	Consent 21
MADERA UNIFIED	MADERA	SFP - Career Tech	Consent 21
MANTECA UNIFIED	SAN JOAQUIN	SFP - Modernization	Consent 11
MANZANITA ELEMENTARY	BUTTE	SFP - New Construction	Withdrawn
MANZANITA ELEMENTARY	BUTTE	SFP - Modernization	Withdrawn
MAPLE ELEMENTARY	KERN	SFP - Modernization	Consent 285
MCFARLAND UNIFIED	KERN	SFP - New Construction	Consent 21
MCFARLAND UNIFIED	KERN	SFP - Modernization	Consent 21
MERCED CITY ELEMENTARY	MERCED	SFP - New Construction	Consent 21
MERCED CITY ELEMENTARY	MERCED	SFP - New Construction	Consent 21
MERCED CITY ELEMENTARY	MERCED	SFP - New Construction	Consent 21
MERCED CITY ELEMENTARY	MERCED	SFP - New Construction	Consent 21
MILL VALLEY ELEMENTARY	MARIN	SFP - Modernization	Consent 21
MONTEREY COUNTY OFFICE OF EDUCATION	MONTEREY	SFP - New Construction	Consent 21
MONTEREY PENINSULA UNIFIED	MONTEREY	SFP - Modernization	Consent 21
MORENO VALLEY UNIFIED	RIVERSIDE	SFP - Career Tech	Consent 21
MUROC JOINT UNIFIED	KERN	SFP - New Construction	Consent 21
MUROC JOINT UNIFIED	KERN	SFP - Career Tech	Consent 21
MUROC JOINT UNIFIED	KERN	SFP - Career Tech	Consent 21
MUROC JOINT UNIFIED	KERN	SFP - Modernization	Consent 21
NAPA VALLEY UNIFIED	NAPA	SFP - Career Tech	Consent 21
NAPA VALLEY UNIFIED	NAPA	SFP - Career Tech	Consent 21
NATOMAS UNIFIED	SACRAMENTO	SFP - New Construction	Consent 232*
NATOMAS UNIFIED	SACRAMENTO	SFP - Modernization	Consent 232*
NEWHALL ELEMENTARY	LOS ANGELES	SFP - New Construction	Consent 21
NEWHALL ELEMENTARY	LOS ANGELES	SFP - New Construction	Consent 21
NEWPORT-MESA UNIFIED	ORANGE	SFP - Modernization	Consent 232*
NEWPORT-MESA UNIFIED	ORANGE	SFP - Modernization	Consent 232*
NEWPORT-MESA UNIFIED	ORANGE	SFP - Modernization	Consent 232*
NOVATO UNIFIED	MARIN	SFP - Career Tech	Consent 21
OAKLAND UNIFIED	ALAMEDA	SFP - Charter	Consent 21
OAKLAND UNIFIED	ALAMEDA	SFP - Charter	Consent 21
OAKLAND UNIFIED	ALAMEDA	SFP - Charter	Consent 21
OAKLAND UNIFIED	ALAMEDA	SFP - Career Tech	Consent 21
OAKLAND UNIFIED	ALAMEDA	SFP - New Construction	Consent 21
OXNARD ELEMENTARY	VENTURA	SFP - New Construction	Consent 21
OXNARD ELEMENTARY	VENTURA	SFP - Modernization	Consent 21
OXNARD UNION HIGH	VENTURA	SFP - New Construction	Consent 21
OXNARD UNION HIGH	VENTURA	SFP - Career Tech	Consent 21
PALM SPRINGS UNIFIED	RIVERSIDE	SFP - New Construction	Consent 21
PALM SPRINGS UNIFIED	RIVERSIDE	SFP - New Construction	Consent 232*
PALM SPRINGS UNIFIED	RIVERSIDE	SFP - Career Tech	Consent 21
PALM SPRINGS UNIFIED	RIVERSIDE	SFP - Modernization	Consent 21
PALO ALTO UNIFIED	SANTA CLARA	SFP - Modernization	Consent 11
PANAMA-BUENA VISTA UNION	KERN	SFP - New Construction	Consent 11
PANAMA-BUENA VISTA UNION	KERN	SFP - New Construction	Consent 232*

September 25, 2019

Alphabetical Listing

School District	County	Category	Page No.
PANAMA-BUENA VISTA UNION	KERN	SFP - Modernization	Consent 232*
PERRIS UNION HIGH	RIVERSIDE	SFP - Career Tech	Consent 21
PERRIS UNION HIGH	RIVERSIDE	SFP - Career Tech	Consent 21
PIONEER UNION ELEMENTARY	KINGS	SFP - Modernization	Consent 9/11
PIXLEY UNION ELEMENTARY	TULARE	SFP - New Construction	Consent 11
PIXLEY UNION ELEMENTARY	TULARE	SFP - Modernization	Consent 21
PLAZA ELEMENTARY	GLENN	SFP - New Construction	Consent 21
PLAZA ELEMENTARY	GLENN	SFP - Modernization	Consent 299*
POMONA UNIFIED	LOS ANGELES	SFP - Modernization	Consent 21
POMONA UNIFIED	LOS ANGELES	SFP - Modernization	Consent 21
RED BLUFF JOINT UNION HIGH	TEHAMA	SFP - Career Tech	Consent 21
RIPON UNIFIED	SAN JOAQUIN	SFP - New Construction	Consent 21
RIPON UNIFIED	SAN JOAQUIN	SFP - Modernization	Consent 21
RIVERDALE JOINT UNIFIED	FRESNO	SFP - New Construction	Consent 21
RIVERSIDE UNIFIED	RIVERSIDE	SFP - New Construction	Consent 11
RIVERSIDE UNIFIED	RIVERSIDE	SFP - New Construction	Consent 232*
RIVERSIDE UNIFIED	RIVERSIDE	SFP - New Construction	Consent 232*
RIVERSIDE UNIFIED	RIVERSIDE	SFP - New Construction	Consent 232*
ROSEVILLE JOINT UNION HIGH	PLACER	SFP - Modernization	Consent 303*
ROSS VALLEY	MARIN	SFP - New Construction	Consent 21
SAN BERNARDINO CO. OFFICE OF ED.	SAN BERNARDINO	SFP - New Construction	Consent 285
SAN DIEGO UNIFIED	SAN DIEGO	SFP - Career Tech	Consent 284
SAN DIEGO UNIFIED	SAN DIEGO	SFP - Career Tech	Consent 21
SAN DIEGO UNIFIED	SAN DIEGO	SFP - Career Tech	Consent 21
SAN DIEGO UNIFIED	SAN DIEGO	SFP - Career Tech	Consent 21
SAN DIEGUITO UNION HIGH	SAN DIEGO	SFP - New Construction	Consent 21
SAN DIEGUITO UNION HIGH	SAN DIEGO	SFP - Modernization	Consent 11
SAN DIEGUITO UNION HIGH	SAN DIEGO	SFP - Modernization	Consent 232*
SAN FRANCISCO UNIFIED	SAN FRANCISCO	SFP - Modernization	Consent 21
SAN FRANCISCO UNIFIED	SAN FRANCISCO	SFP - Modernization	Consent 21
SAN FRANCISCO UNIFIED	SAN FRANCISCO	SFP - Modernization	Consent 21
SAN FRANCISCO UNIFIED	SAN FRANCISCO	SFP - Modernization	Consent 21
SAN FRANCISCO UNIFIED	SAN FRANCISCO	SFP - Modernization	Consent 21
SAN FRANCISCO UNIFIED	SAN FRANCISCO	SFP - Modernization	Consent 21
SAN FRANCISCO UNIFIED	SAN FRANCISCO	SFP - Modernization	Consent 21
SAN FRANCISCO UNIFIED	SAN FRANCISCO	SFP - Modernization	Consent 21
SAN FRANCISCO UNIFIED	SAN FRANCISCO	SFP - Modernization	Consent 21
SAN FRANCISCO UNIFIED	SAN FRANCISCO	SFP - Career Tech	Consent 21
SAN JUAN UNIFIED	SACRAMENTO	SFP - Career Tech	Consent 21
SAN LORENZO VALLEY UNIFIED	SANTA CRUZ	SFP - Career Tech	Consent 21
SAN LORENZO VALLEY UNIFIED	SANTA CRUZ	SFP - Career Tech	Consent 21
SANGER UNIFIED	FRESNO	SFP - New Construction	Consent 21
SANGER UNIFIED	FRESNO	SFP - Modernization	Consent 21
SANTA ANA UNIFIED	ORANGE	SFP - ORG	Consent 279
SANTA BARBARA UNIFIED	SANTA BARBARA	SFP - Modernization	Consent 21
SANTA CLARA COUNTY OFFICE OF EDUCATION	SANTA CLARA	SFP - New Construction	Consent 285
SANTA MARIA JOINT UNION HIGH	SANTA BARBARA	SFP - New Construction	Consent 21
SANTA MARIA-BONITA	SANTA BARBARA	SFP - New Construction	Consent 21
SANTA MARIA-BONITA	SANTA BARBARA	SFP - New Construction	Consent 21
SCOTT VALLEY UNIFIED	SISKIYOU	SFP - Career Tech	Consent 21
SEQUOIA UNION HIGH	SAN MATEO	SFP - New Construction	Consent 21
SIMI VALLEY UNIFIED	VENTURA	SFP - Modernization	Consent 21
SOLANO COUNTY OFFICE OF EDUCATION	SOLANO	SFP - Modernization	Consent 21

September 25, 2019

Alphabetical Listing

School District	County	Category	Page No.
SOUTH MONTEREY COUNTY HIGH	MONTEREY	SFP - Career Tech	Consent 21
STOCKTON UNIFIED	SAN JOAQUIN	SFP - Modernization	Consent 9/11
STOCKTON UNIFIED	SAN JOAQUIN	SFP - Modernization	Consent 232*
SULPHUR SPRINGS UNION ELEMENTARY	LOS ANGELES	SFP - New Construction	Consent 21
TAFT CITY ELEMENTARY	KERN	SFP - Modernization	Consent 21
TAFT CITY ELEMENTARY	KERN	SFP - Modernization	Consent 21
TAHOE-TRUCKEE UNIFIED	PLACER	SFP - Career Tech	Consent 21
THREE RIVERS UNION ELEMENTARY	TULARE	SFP - Modernization	Consent 21
TORRANCE UNIFIED	LOS ANGELES	SFP - Career Tech	Consent 21
TRACY JOINT UNIFIED	SAN JOAQUIN	SFP - Charter	Consent 21
TRACY JOINT UNIFIED	SAN JOAQUIN	SFP - Charter	Consent 21
TRAVER JOINT ELEMENTARY	TULARE	SFP - New Construction	Consent 11
TWIN RIVERS UNIFIED	SACRAMENTO	SFP - Modernization	Consent 21
VAL VERDE UNIFIED	RIVERSIDE	SFP - Career Tech	Consent 21
VENTURA UNIFIED	VENTURA	SFP - Modernization	Consent 11
VICTOR ELEMENTARY	SAN BERNARDINO	SFP - New Construction	Consent 21
VISALIA UNIFIED	TULARE	SFP - New Construction	Consent 21
VISALIA UNIFIED	TULARE	SFP - Modernization	Consent 21
WASCO UNION HIGH	KERN	SFP - Modernization	Consent 21
WASHINGTON COLONY ELEMENTARY	FRESNO	SFP - New Construction	Consent 11
WASHINGTON COLONY ELEMENTARY	FRESNO	SFP - New Construction	Consent 21
WASHINGTON UNIFIED	YOLO	SFP - Career Tech	Consent 21
WHEATLAND UNION HIGH	YUBA	SFP - Modernization	Consent 21
WHITTIER CITY	LOS ANGELES	SFP - New Construction	Consent 11
WHITTIER CITY	LOS ANGELES	SFP - New Construction	Consent 232*
WHITTIER CITY	LOS ANGELES	SFP - New Construction	Consent 232*
WILLIAM S. HART UNION HIGH	LOS ANGELES	SFP - Career Tech	Consent 21
WINTERS JOINT UNIFIED	YOLO	SFP - Modernization	Consent 232*
WISEBURN UNIFIED	LOS ANGELES	SFP - Career Tech	Consent 21
WISEBURN UNIFIED	LOS ANGELES	SFP - Career Tech	Consent 21
WISEBURN UNIFIED	LOS ANGELES	SFP - Career Tech	Consent 21
WISEBURN UNIFIED	LOS ANGELES	SFP - Career Tech	Consent 21
WOODLAKE UNIFIED	TULARE	SFP - Modernization	Consent 21

OPSC PROGRAM CODES

SCHOOL FACILITY PROGRAM (SFP)

- 50 – NEW CONSTRUCTION
- 51 – FACILITY HARDSHIP NEW CONSTRUCTION
- 52 – SFP JOINT-USE
- 53 – CRITICALLY OVERCROWDED SCHOOLS
- 54 – CHARTER SCHOOL FACILITIES PROGRAM
- 55 – CAREER TECH NEW CONSTRUCTION
- 56 – OVERCROWDING RELIEF GRANT PROGRAM
- 57 – MODERNIZATION
- 58 – FACILITY HARDSHIP MODERNIZATION
- 59 – CAREER TECH MODERNIZATION

OTHER PROGRAMS

- 25 – STATE RELOCATABLE CLASSROOM PROGRAM
- 34 – AIR CONDITIONING AND/OR INSULATION PROGRAM
- 40 – DEFERRED MAINTENANCE PROGRAM
- 61 – EMERGENCY REPAIR PROGRAM
- 70 – FULL-DAY KINDERGARTEN FACILITIES GRANT PROGRAM NEW
CONSTRUCTION
- 71 – FULL-DAY KINDERGARTEN FACILITIES GRANT PROGRAM RETROFIT

MINUTES
State Allocation Board
August 28, 2019

Upon notice duly given, the meeting of the State Allocation Board (SAB) was held at the State Capitol, Room 444, in Sacramento, California on August 28, 2019 at 4:00 p.m.

Members of the SAB present were as follows:

- Gayle Miller, Chief Deputy Director, Policy, Department of Finance, designated representative for Keely Bosler, Director, Department of Finance
- Daniel Kim, Director, Department of General Services
- Juan Mireles, Director, School Facilities and Transportation Services Division, California Department of Education (CDE), designated representative for Tony Thurmond, Superintendent of Public Instruction
- Cesar Diaz, appointee of Edmund G. Brown, Jr., former Governor of the State of California
- Senator Scott Wilk
- Senator Connie Leyva
- Senator Richard Roth
- Assembly Member Adrin Nazarian
- Assembly Member Patrick O'Donnell
- Assembly Member Jordan Cunningham

Representative of the SAB was as follows:

Lisa Silverman, Executive Officer

Representatives of the Department of General Services, Office of Public School Construction (OPSC), were as follows:

Lisa Silverman, Executive Officer
 Barbara Kampmeinert, Deputy Executive Officer

Representative of the Department of General Services, Office of Legal Services, was as follows:

Thomas Patton, Assistant Chief Counsel

With a quorum present, Ms. Miller, Chair, called the meeting to order at 4:05 p.m.

PRIOR MINUTES

A motion was made to approve the June 26, 2019 SAB Minutes. The Chair called for a roll-call vote and the motion carried per the following votes:

MEMBER	AYE	NAY	ABSTAIN	ABSENT
Senator Wilk	X			
Senator Leyva	X			
Senator Roth	X			
Assembly Member Nazarian	X			
Assembly Member O'Donnell	X			
Assembly Member Cunningham	X			
Juan Mireles	X			
Cesar Diaz (Governor's Appointee)	X			
Daniel Kim	X			
Gayle Miller	X			
Total	10			

Motion:

Carried X
 Failed

EXECUTIVE OFFICER'S STATEMENT

The Executive Officer informed the SAB of the following:

Upcoming Bond Sale

There was a General Obligation Bond sale in September 2019 and staff anticipated receiving bond proceeds for the School Facility Program (SFP). Priority Funding Apportionments were prepared commensurate with the funds received for presentation to the SAB at its September 25, 2019 meeting.

Career Technical Education Facilities Program Stakeholder Meeting

OPSC held two Career Technical Education Facilities Program (CTEFP) stakeholder meetings to evaluate the program’s funding order to determine whether regulation changes would be necessary. Multiple funding distribution scenarios were developed and presented to illustrate the impacts of any changes. Staff solicited feedback at the stakeholder meetings held in Sacramento and Long Beach on July 24 and August 14, 2019, respectively. The stakeholder input was included as part of the policy discussion for potential change(s) to the regulations.

Sixth CTEFP Filing Round --- NOW OPEN

The Sixth CTEFP Filing Round is now open! OPSC and CDE have coordinated the deadlines for the sixth filing round for CTEFP applications. Grant Applications are due to CDE on or before December 2, 2019 and the *Application for Career Technical Education Funding* (Form SAB 50-10) is due to OPSC on or before April 6, 2020. CDE will be providing scores **on a flow basis**. OPSC encourages all applicants with projects with a score of 105 or higher to submit the Form SAB 50-10 immediately upon receipt of the CDE’s score letter for the project. OPSC Online is available now for all applicants to complete the Form SAB 50-10. Once the score is known it can be entered into OPSC Online and the application can be electronically submitted to OPSC immediately.

It was noted that if the SAB approved the regulatory amendments to the CTEFP funding order those changes would be applicable to the sixth and future rounds.

Priority Funding Apportionments

At its meeting on April 24, 2019, the SAB approved \$221.9 million in priority funding apportionments for 108 projects representing 54 school districts. There were nine CTEFP projects approved as a reservation of funds. These school districts have 12 months from the date of Apportionment to submit the required CDE and/or Division of State Architect plan approvals to OPSC. As of August 9, 2019, 70 of the 88 projects submitted the Form SAB 50-05 for a total of \$193.6 million.

Next SAB Meeting

The SAB and stakeholders were reminded that the next SAB meeting scheduled would be for Wednesday, September 25, 2019 at 2:00 p.m.

CONSENT ITEMS

A motion was made to approve the Consent calendar as presented. The Chair called for a roll-call vote and the motion carried per the following votes:

MEMBER	AYE	NAY	ABSTAIN	ABSENT
Senator Wilk	X			
Senator Leyva	X			
Senator Roth	X			
Assembly Member Nazarian	X			
Assembly Member O'Donnell	X			
Assembly Member Cunningham			X	
Juan Mireles	X			
Cesar Diaz (Governor’s Appointee)	X			
Daniel Kim	X			
Gayle Miller	X			
Total	9		1	

Motion:

Carried X
 Failed

FINANCIAL REPORTS

The SAB accepted the Financial Reports as presented.

APPEAL ITEMS

Solano County Office of Education/Solano 50/10488-00-032 and 57/10488-00-027

The SAB approved the District's appeal, which 1) reinstates the unfunded approvals (as of August 28, 2019) for two SFP projects [50/10488-00-032 and 57/10488-00-027] that were rescinded due to non-participation in the priority funding process; and 2) allows for a change in scope to ensure these projects can be completed within the approved state grants. Included as part of this approval, the two projects must obtain the proper plan approvals from CDE and Division of the State Architect within 12 months, participate in the Priority Funding process, and are subject to participation in the Priority Funding Process regulations outlined in SFP Regulation Section 1859.90.3. The Chair called for a roll-call vote and the motion carried per the following votes:

MEMBER	AYE	NAY	ABSTAIN	ABSENT
Senator Wilk	X			
Senator Leyva	X			
Senator Roth	X			
Assembly Member Nazarian				X
Assembly Member O'Donnell	X			
Assembly Member Cunningham	X			
Juan Mireles	X			
Cesar Diaz (Governor's Appointee)		X		
Daniel Kim		X		
Gayle Miller		X		
Total	6	3		1

Motion:

Carried X
 Failed

ACTION ITEMS

Funding Order for Career Technical Education Facilities Program Applications

A motion was made, and carried, to approve the staff's recommendations, which would 1) move the Town Area from Suburban to Rural resulting in regulatory amendments to existing definitions of Suburban Area and Rural Area; and 2) the proposed regulatory amendments would apply to CTEFP Cycle 6 projects and future rounds. The Chair called for a roll-call vote and the motion carried per the following votes:

MEMBER	AYE	NAY	ABSTAIN	ABSENT
Senator Wilk	X			
Senator Leyva	X			
Senator Roth	X			
Assembly Member Nazarian				X
Assembly Member O'Donnell	X			
Assembly Member Cunningham	X			
Juan Mireles	X			
Cesar Diaz (Governor's Appointee)	X			
Daniel Kim	X			
Gayle Miller	X			
Total	9			1

Motion:

Carried X
 Failed

REPORTS, DISCUSSION, AND INFORMATION ITEMS

The SAB acknowledged the following reports:

State Allocation Board Three-Month Projected Workload

State Allocation Board Meeting Dates for the 2019 Calendar Year

School Facility Program Unfunded List as of June 26, 2019

School Facility Program Workload List of Applications Received Through July 31, 2019

Full-Day Kindergarten Facilities Grant Program Workload List as of August 1, 2019

School Facility Program Applications Received Beyond Bond Authority List as of July 31, 2019

ADJOURNMENT

There being no further business to come before the SAB, the Chair adjourned the meeting at 4:39 p.m.

A handwritten signature in black ink, appearing to read "Jeff Silverman". The signature is written in a cursive style with a large, sweeping initial "J".

ATTACHMENT A
Approved Consent Items on 8/28/2019

Program	Application Number	District	County
Continued Use	91/62166-00-000	FRESNO UNIFIED	FRESNO
SFP - Career Tech	55/66431-00-001	ANAHEIM UNION HIGH	ORANGE
SFP - Charter	54/64733-00-103	LOS ANGELES UNIFIED	LOS ANGELES
SFP - Modernization	57/65961-00-000	ALISAL UNION	MONTEREY
SFP - Modernization	57/64279-00-000	AZUSA UNIFIED	LOS ANGELES
SFP - Modernization	57/64279-00-016	AZUSA UNIFIED	LOS ANGELES
SFP - Modernization	57/64279-00-014	AZUSA UNIFIED	LOS ANGELES
SFP - Modernization	57/62109-00-002	CLAY JOINT ELEMENTARY	FRESNO
SFP - Modernization	57/62117-00-049	CLOVIS UNIFIED	FRESNO
SFP - Modernization	57/62117-00-050	CLOVIS UNIFIED	FRESNO
SFP - Modernization	57/62117-00-051	CLOVIS UNIFIED	FRESNO
SFP - Modernization	57/62117-00-000	CLOVIS UNIFIED	FRESNO
SFP - Modernization	57/63891-00-000	CORCORAN JOINT UNIFIED	KINGS
SFP - Modernization	57/75531-00-010	DINUBA UNIFIED	TULARE
SFP - Modernization	57/64451-00-026	DOWNEY UNIFIED	LOS ANGELES
SFP - Modernization	57/64451-00-027	DOWNEY UNIFIED	LOS ANGELES
SFP - Modernization	57/64451-00-000	DOWNEY UNIFIED	LOS ANGELES
SFP - Modernization	57/66522-00-000	GARDEN GROVE UNIFIED	ORANGE
SFP - Modernization	57/66522-00-074	GARDEN GROVE UNIFIED	ORANGE
SFP - Modernization	57/67090-00-007	JURUPA UNIFIED	RIVERSIDE
SFP - Modernization	57/73916-00-000	LAYTONVILLE UNIFIED	MENDOCINO
SFP - Modernization	57/64725-00-000	LONG BEACH UNIFIED	LOS ANGELES
SFP - Modernization	57/63610-00-002	MAPLE ELEMENTARY	KERN
SFP - Modernization	57/75283-00-002	NATOMAS UNIFIED	SACRAMENTO
SFP - Modernization	57/75283-00-000	NATOMAS UNIFIED	SACRAMENTO
SFP - Modernization	57/64832-00-004	NEWHALL ELEMENTARY	LOS ANGELES
SFP - Modernization	57/61259-00-000	OAKLAND UNIFIED	ALAMEDA
SFP - Modernization	58/67819-00-002	ONTARIO-MONTCLAIR	SAN BERNARDINO
SFP - Modernization	58/67819-00-001	ONTARIO-MONTCLAIR	SAN BERNARDINO
SFP - Modernization	57/63362-00-000	PANAMA-BUENA VISTA UNION	KERN
SFP - Modernization	57/64907-00-030	POMONA UNIFIED	LOS ANGELES
SFP - Modernization	57/64907-00-029	POMONA UNIFIED	LOS ANGELES
SFP - Modernization	57/75341-00-023	REDONDO BEACH UNIFIED	LOS ANGELES
SFP - Modernization	57/75341-00-024	REDONDO BEACH UNIFIED	LOS ANGELES
SFP - Modernization	57/75341-00-025	REDONDO BEACH UNIFIED	LOS ANGELES
SFP - Modernization	57/68478-00-058	SAN FRANCISCO UNIFIED	SAN FRANCISCO
SFP - Modernization	57/68478-00-059	SAN FRANCISCO UNIFIED	SAN FRANCISCO
SFP - Modernization	57/67447-00-060	SAN JUAN UNIFIED	SACRAMENTO
SFP - Modernization	57/76455-00-005	SCOTT VALLEY UNIFIED	SISKIYOU
SFP - Modernization	57/76455-00-006	SCOTT VALLEY UNIFIED	SISKIYOU
SFP - Modernization	57/76455-00-007	SCOTT VALLEY UNIFIED	SISKIYOU
SFP - Modernization	58/70938-00-001	SEBASTOPOL UNION ELEMENTARY	SONOMA
SFP - Modernization	57/69062-00-036	SEQUOIA UNION HIGH	SAN MATEO
SFP - Modernization	57/68676-00-037	STOCKTON UNIFIED	SAN JOAQUIN
SFP - Modernization	57/68676-00-036	STOCKTON UNIFIED	SAN JOAQUIN
SFP - Modernization	57/75192-00-005	TEMECULA VALLEY UNIFIED	RIVERSIDE
SFP - Modernization	57/75192-00-006	TEMECULA VALLEY UNIFIED	RIVERSIDE
SFP - Modernization	57/75192-00-007	TEMECULA VALLEY UNIFIED	RIVERSIDE
SFP - Modernization	57/65052-00-011	TEMPLE CITY UNIFIED	LOS ANGELES
SFP - Modernization	58/68841-00-001	TEMPLETON UNIFIED	SAN LUIS OBISPO
SFP - Modernization	57/72231-00-010	TULARE CITY ELEMENTARY	TULARE
SFP - Modernization	57/72249-00-005	TULARE JOINT UNION HIGH	TULARE
SFP - Modernization	57/72249-00-000	TULARE JOINT UNION HIGH	TULARE
SFP - Modernization	57/61796-00-051	WEST CONTRA COSTA UNIFIED	CONTRA COSTA
SFP - Modernization	57/65136-00-009	WILLIAM S. HART UNION HIGH	LOS ANGELES
SFP - Modernization	57/65136-00-000	WILLIAM S. HART UNION HIGH	LOS ANGELES
SFP - Modernization	57/72702-00-000	WINTERS JOINT UNIFIED	YOLO
SFP - New Construction	50/65961-00-010	ALISAL UNION	MONTEREY
SFP - New Construction	50/65631-00-003	ATWATER ELEMENTARY	MERCED
SFP - New Construction	50/65631-00-004	ATWATER ELEMENTARY	MERCED
SFP - New Construction	50/65631-00-000	ATWATER ELEMENTARY	MERCED
SFP - New Construction	50/63321-00-000	BAKERSFIELD CITY ELEMENTARY	KERN
SFP - New Construction	50/63321-00-030	BAKERSFIELD CITY ELEMENTARY	KERN
SFP - New Construction	50/76851-00-001	BONSALL UNIFIED	SAN DIEGO
SFP - New Construction	50/76851-00-000	BONSALL UNIFIED	SAN DIEGO
SFP - New Construction	50/63081-00-000	BRAWLEY UNION HIGH	IMPERIAL
SFP - New Construction	50/67652-00-020	CHAFFEY JOINT UNION HIGH	SAN BERNARDINO

ATTACHMENT A
Approved Consent Items on 8/28/2019

Program	Application Number	District	County
SFP - New Construction	50/62117-00-021	CLOVIS UNIFIED	FRESNO
SFP - New Construction	50/71860-00-000	CUTLER-OROSI JOINT UNIFIED	TULARE
SFP - New Construction	50/65318-00-000	DIXIE ELEMENTARY	MARIN
SFP - New Construction	50/64451-00-013	DOWNEY UNIFIED	LOS ANGELES
SFP - New Construction	50/63438-00-000	EDISON ELEMENTARY	KERN
SFP - New Construction	50/67314-00-045	ELK GROVE UNIFIED	SACRAMENTO
SFP - New Construction	50/67314-00-046	ELK GROVE UNIFIED	SACRAMENTO
SFP - New Construction	50/70540-00-000	FAIRFIELD-SUISUN UNIFIED	SOLANO
SFP - New Construction	50/70540-00-026	FAIRFIELD-SUISUN UNIFIED	SOLANO
SFP - New Construction	50/62166-08-000	FRESNO UNIFIED	FRESNO
SFP - New Construction	50/62166-08-002	FRESNO UNIFIED	FRESNO
SFP - New Construction	50/69203-00-000	GUADALUPE UNION ELEMENTARY	SANTA BARBARA
SFP - New Construction	50/73650-00-000	IRVINE UNIFIED	ORANGE
SFP - New Construction	50/73650-00-030	IRVINE UNIFIED	ORANGE
SFP - New Construction	50/73650-00-029	IRVINE UNIFIED	ORANGE
SFP - New Construction	50/73650-00-021	IRVINE UNIFIED	ORANGE
SFP - New Construction	50/73650-00-028	IRVINE UNIFIED	ORANGE
SFP - New Construction	50/63933-00-001	ISLAND UNION ELEMENTARY	KINGS
SFP - New Construction	50/65334-00-000	KENTFIELD ELEMENTARY	MARIN
SFP - New Construction	50/63560-00-000	LAMONT ELEMENTARY	KERN
SFP - New Construction	50/71993-00-000	LINDSAY UNIFIED	TULARE
SFP - New Construction	50/10249-00-000	MERCED COUNTY OFFICE OF EDUCATION	MERCED
SFP - New Construction	50/10272-00-011	MONTEREY COUNTY OFFICE OF EDUCATION	MONTEREY
SFP - New Construction	50/75283-00-015	NATOMAS UNIFIED	SACRAMENTO
SFP - New Construction	50/67173-00-012	PALM SPRINGS UNIFIED	RIVERSIDE
SFP - New Construction	50/67173-00-006	PALM SPRINGS UNIFIED	RIVERSIDE
SFP - New Construction	50/67173-00-007	PALM SPRINGS UNIFIED	RIVERSIDE
SFP - New Construction	50/67173-00-008	PALM SPRINGS UNIFIED	RIVERSIDE
SFP - New Construction	50/67173-00-009	PALM SPRINGS UNIFIED	RIVERSIDE
SFP - New Construction	50/67173-00-010	PALM SPRINGS UNIFIED	RIVERSIDE
SFP - New Construction	50/67173-00-011	PALM SPRINGS UNIFIED	RIVERSIDE
SFP - New Construction	50/67199-00-000	PERRIS ELEMENTARY	RIVERSIDE
SFP - New Construction	50/67199-00-012	PERRIS ELEMENTARY	RIVERSIDE
SFP - New Construction	50/72041-00-000	PIXLEY UNION ELEMENTARY	TULARE
SFP - New Construction	50/75523-00-000	PORTERVILLE UNIFIED	TULARE
SFP - New Construction	50/61804-02-000	SAN RAMON VALLEY UNIFIED	CONTRA COSTA
SFP - New Construction	50/61804-02-010	SAN RAMON VALLEY UNIFIED	CONTRA COSTA
SFP - New Construction	50/61804-02-011	SAN RAMON VALLEY UNIFIED	CONTRA COSTA
SFP - New Construction	50/62414-00-017	SANGER UNIFIED	FRESNO
SFP - New Construction	50/66191-00-010	SANTA RITA UNION ELEMENTARY	MONTEREY
SFP - New Construction	50/66191-00-000	SANTA RITA UNION ELEMENTARY	MONTEREY
SFP - New Construction	50/66191-00-009	SANTA RITA UNION ELEMENTARY	MONTEREY
SFP - New Construction	50/69062-01-007	SEQUOIA UNION HIGH	SAN MATEO
SFP - New Construction	50/69062-01-012	SEQUOIA UNION HIGH	SAN MATEO
SFP - New Construction	50/69062-01-010	SEQUOIA UNION HIGH	SAN MATEO
SFP - New Construction	50/69062-01-011	SEQUOIA UNION HIGH	SAN MATEO
SFP - New Construction	50/71274-00-001	SHILOH ELEMENTARY	STANISLAUS
SFP - New Construction	50/63032-00-000	SOUTH BAY UNION ELEMENTARY	HUMBOLDT
SFP - New Construction	50/65052-00-003	TEMPLE CITY UNIFIED	LOS ANGELES
SFP - New Construction	50/72223-00-000	TRAVER JOINT ELEMENTARY	TULARE
SFP - New Construction	50/72256-00-000	VISALIA UNIFIED	TULARE
SFP - New Construction	50/72256-00-029	VISALIA UNIFIED	TULARE
SFP - New Construction	50/62513-00-000	WASHINGTON COLONY ELEMENTARY	FRESNO
SFP - New Construction	50/62539-00-000	WEST PARK ELEMENTARY	FRESNO
SFP - New Construction	50/65136-00-000	WILLIAM S. HART UNION HIGH	LOS ANGELES
SFP - New Construction	50/65136-00-011	WILLIAM S. HART UNION HIGH	LOS ANGELES
SFP - New Construction	50/62661-00-000	WILLOWS UNIFIED	GLENN

EXECUTIVE OFFICER STATEMENT
State Allocation Board Meeting, September 25, 2019

PRIORITY FUNDING APPORTIONMENTS

The Consent portion of this agenda includes \$771.7 million in priority funding apportionments for 193 projects representing 106 applicants. Of these projects, applicants that are required to submit a *Fund Release Authorization* (Form SAB 50-05) containing an original signature of an Authorized District Representative must do so by the close of business on **Tuesday, December 24, 2019** to the Office of Public School Construction (OPSC).

FULL-DAY KINDERGARTEN FACILITIES GRANT PROGRAM (FDKFGP) STAKEHOLDER MEETINGS

OPSC will be holding two FDKFGP Stakeholder meetings to discuss amendments needed to the existing program based on the Governor's 2019-2020 annual budget which provides an additional \$300 million to the FDKFGP. The first meeting will be on Thursday, September 26, 2019 from 9:00 a.m. to 11:00 a.m. at the State Capitol, Room 447. The second meeting will be Wednesday, October 16, 2019 from 9:00 a.m. to 11:00 a.m. in Sacramento. The location will be announced at a later date.

SIXTH CAREER TECHNICAL EDUCATION FACILITIES PROGRAM (CTEFP) FILING ROUND – NOW OPEN

The Sixth CTEFP Filing Round is now open!

OPSC and the California Department of Education (CDE) have coordinated the deadlines for the sixth filing round for CTEFP applications. CTE Grant Applications are due to CDE on or before December 2, 2019. The *Application for Career Technical Education Funding* (Form SAB 50-10) is due to OPSC on or before April 6, 2020.

For this round, CDE will be providing scores *on a flow basis*. In order to ensure that applicants can participate in the Priority Funding (PF) filing period which takes place from May 13, 2020 through June 11, 2020, OPSC highly encourages all applicants with projects with a score of 105, or higher, to submit the Form SAB 50-10 immediately upon receipt of the CDE's score letter for the project.

OPSC Online is available now for all applicants to complete the Form SAB 50-10. As soon as the score is known, it can then be entered into OPSC Online and the application can be electronically submitted to OPSC immediately.

NEXT STATE ALLOCATION BOARD MEETING

The next meeting is scheduled for October 23, 2019 at 2:00 pm.

State of California
State Allocation Board
School Facility Program

This Resolution of the State Allocation Board (hereafter referred to as the "Board") is applicable to the appropriate sections of the Education Code and is described and filed in the office of the Executive Officer and will be made available to all interested parties as the Resolution pertains to the documents attached hereto. Said documents were acted upon by the Board at its meeting on September 25, 2019.

WHEREAS, the Board has previously approved or determined to be approvable a number of projects for construction or modernization eligibility of facilities for school districts and is making apportionments and/or unfunded approvals for the grant amounts for projects that meet the Board's criteria for the apportionment of grants pursuant to Education Code Sections 17072.10, 17078.52, 17078.70, 17079 or 17074.10 or Board Regulations 1859.81.1 or 1859.83;

WHEREAS, Treasury Regulations Section 1.150-2 require the State (on whose behalf the Board is acting) to declare its reasonable intent to provide grant funding to school districts, in accordance with Board policy and law, for costs of the projects with proceeds of State bonds;

NOW THEREFORE, BE IT RESOLVED:

1. This Resolution is adopted by the Board for the purposes of establishing compliance with Treasury Regulations Section 1.150-2, and this Resolution does not bind the Board to make any additional apportionment, or bind the State to incur any indebtedness.
2. The Board anticipates that some or all of the school districts listed on the list of "Projects" referred to in this Resolution will pay certain capital expenditures in connection with some or all of the project costs prior to the issuance of bonds by the State to pay for the grants for the projects. The reimbursement of such costs is consistent with the State's budgetary and financial circumstances, and in accordance with Board policy, as no other funds or accounts of the State have been budgeted or are available to pay the costs of the projects on either a short-term or a long-term basis.
3. The Board, acting on behalf of the State, hereby declares that it is the State's official intent to use proceeds of general obligation bonds that may become available for such purpose, consistent with the requirements of law that are in effect at the time the funds are available, to provide grants in accordance with applicable laws and regulations.
4. This Resolution shall be continuously available for inspection by the general public during normal business hours at the offices of the Board at 707 3rd Street, West Sacramento, California, commencing within one week after the date of enactment of this Resolution.
5. Any eligibility determination does not constitute a commitment of future funding by the Board.

I, the undersigned, duly authorized as the Executive Officer of the State Allocation Board, do hereby certify the foregoing to be true and correct, and that this Resolution was adopted at a meeting of said Board on September 25, 2019 at Sacramento, California.



Lisa Silverman
Executive Officer
State Allocation Board

REPORT OF THE EXECUTIVE OFFICER
State Allocation Board Meeting, September 25, 2019

SCHOOL FACILITY PROGRAM

PURPOSE OF REPORT

To present the Districts' requests for School Facility Program (SFP) eligibility approval.

DESCRIPTION

The school districts shown in the following sections have complied with State Allocation Board (Board) regulations regarding new construction or modernization eligibility determinations for the projects listed.

RECOMMENDATIONS

1. Approve the eligibility determinations for the districts/projects shown on the Attachment.
2. Provide that this approval of eligibility determination for the districts/projects listed does not constitute a commitment for future funding by the Board.
3. For purposes of any application for funding, provide that the district must comply with all requirements of law and regulations pertaining to the SFP.

ELIGIBILITY APPROVALS
MODERNIZATION

<u>District</u>	<u>School Name</u>	<u>County</u>	<u>Application Number</u> <u>57/</u>	<u>Justification Document</u> <u>Date</u>	<u>K-6</u>	<u>7-8</u>	<u>Site Baseline Eligibility</u>			<u>Severe</u>
							<u>9-12</u>	<u>Non Severe</u>		
Pioneer Union Elementary	Pioneer Elementary	Kings	63990-00-000	04/11/2002	300	0	0	0	0	
Stockton Unified	Stockton Unified Early College High Academy	San Joaquin	68676-00-000	08/09/2019	0	0	407	1	0	

REPORT OF THE EXECUTIVE OFFICER
State Allocation Board Meeting, September 25, 2019

SCHOOL FACILITY PROGRAM

PURPOSE OF REPORT

To adjust the baseline eligibility for new construction and modernization projects under the Leroy F. Greene School Facilities Act of 1998.

DESCRIPTION

The districts listed on Attachment A have received eligibility approval for new construction. There has been a change in their baseline in accordance with the California Code of Regulations relating to the Leroy F. Greene School Facilities Act of 1998, Section 1859.51.

The districts listed on Attachment B have received eligibility approval for modernization. There has been a change in their baseline in accordance with the California Code of Regulations relating to the Leroy F. Greene School Facilities Act of 1998, Section 1859.61.

RECOMMENDATIONS

1. Approve an adjustment to the new construction eligibility baseline determination as shown on Attachment A.
2. Approve an adjustment to the modernization eligibility baseline determination as shown on Attachment B.
3. Provide that this approval of adjusted eligibility determination does not constitute a commitment for future funding by the State Allocation Board.

KEY TO ADJUSTMENTS:**NEW CONSTRUCTION ONLY:**

- (a) Reduced by the number of pupils provided grants in a new construction School Facility Program (SFP) project and by the number of pupils that received a Preliminary Apportionment pursuant to Section 1859.140 or a Preliminary Charter School Apportionment pursuant to Regulation Section 1859.162.2.
- (b) Reduced by the number of pupils housed, based on the loading standards pursuant to Ed. Code Section 17071.25(a)(2)(A), in a new construction LPP project funded under the provisions of the LPP pursuant to Regulation Section 1859.12 or 1859.13.
- (c) Reduced by the number of pupils housed in additional classrooms constructed or purchased based on the loading standards, pursuant to Ed. Code Section 17071.25(a)(2)(A), in a modernization SFP project.
- (d) Adjusted as a result of audit findings made pursuant to Regulation Sections 1859.90 and 1859.105.
- (e) Increased/decreased by changes in projected enrollment in subsequent enrollment reporting years, except as provided in (j) below.
- (f) Adjusted as a result of errors or omissions by the district or by the Office of Public School Construction (OPSC).
- (g) Adjusted as result of amendments to the SFP Regulations that affect the eligibility.
- (h) Increased by the number of pupils eligible for grants pursuant to Regulation Section 1859.82(a).
- (i) Reduced by the number of pupils housed in classrooms provided after the baseline eligibility was determined by the State Allocation Board, with 12 exceptions at Regulation Section 1859.51(i).
- (j) For Small School Districts, following a 3-year period after the district's eligibility was approved by the Board, decreased by any reduction in projected enrollment, and by any increase in pupils in the latest CDE operational grant report per Ed. Code Sec. 42268.
- (k) Adjusted for any changes in classroom inventory as a result of a reorganization election.
- (l) For classroom loading standards adopted by the Board for non-severely and severely disabled individuals with exceptional needs.
- (m) As directed by the SAB due to finding a Material Inaccuracy pursuant to Section 1859.104.1.
- (n) Increased by the number of pupils that received a Preliminary Apportionment that was rescinded pursuant to Section 1859.148 or a Preliminary Charter School Apportionment that was rescinded pursuant to Section 1859.166.
- (o) Adjusted for operational grant changes as determined/provided by the California Department of Education.
- (p) For High School Attendance Area (HSAA) districts with Preliminary Apportionments within the 2002 or 2004 Critically Overcrowded School Facilities Account, adjusted in accordance with Regulation Section 1859.51(p)(1), (2), or (3).
- (q) Adjusted by the difference between the Alternative Enrollment Projection for the current enrollment reporting year and the projected enrollment determined pursuant to Section 1859.42 for the current enrollment reporting year, or by the eligibility remaining from this calculation that can no longer be utilized if the funds made available pursuant to EC Section 17071.75(a)(1)(A) have been exhausted.
- (r) Adjusted per Ed. Code Sec. 17071.75(b)(2) by the number of pupils housed, based on the loading standards per Ed. Code Sec. 17071.25(a)(2)(A), in any classroom(s) where title was relinquished to the School District receiving the transferred classrooms.

MODERNIZATION ONLY:

- (a) Reduced by the number of pupils provided grants in a modernization SFP project or CSFP Rehabilitation project at the specific site.
- (b) Reduced by the number of pupils housed, based on the loading standard pursuant to EC Section 17071.25(a)(2), in a modernization LPP project funded under the LPP pursuant to Regulation Section 1859.14 and 1859.15.
- (c) Increased by changes in projected enrollment in subsequent enrollment reporting years.
- (d) (1) Increased for additional facilities not previously modernized with State funds, that become 25 years old, if permanent, or 20 years old, if portable or, (2) as a result of audit findings made pursuant to Regulation Sections 1859.90 and 1859.105.
- (e) Adjusted as a result of errors or omissions by the district or by the OPSC.
- (f) Adjusted as result of amendments to the Subgroup 5.5 Regulations that affect the eligibility.
- (g) For classroom loading standards adopted by the Board for non-severely and severely disabled individuals with exceptional needs.
- (h) As directed by the SAB due to finding a Material Inaccuracy pursuant to Regulation Section 1859.104.1.
- (i) Increased for facilities previously modernized with State funds, which qualify for an additional modernization apportionment pursuant to Regulation Section 1859.78.8.
- (j) Adjusted as a result of the Reconfiguration of an existing high school under the Small High School Program.
- (k) Decreased for facilities that were deemed eligible for modernization pursuant to Regulation Sections 1859.60 and 1859.61(d) and subsequently replaced, or will be replaced under a signed contract for construction or acquisition of facilities, in a project funded by the district without participation from the State.
- (l) Adjusted as a result of replaced eligible portables funded with the Overcrowding Relief Grant, per Ed. Code Section 17079 et seq.
- (m) Adjusted as a result of classrooms demolished and replaced pursuant to Regulation Section 1859.82.

State Allocation Board Meeting, September 25, 2019

ATTACHMENT A

District	Attendance Area	County	App. Number 50	Type of Adj.	K-6	7-8	9-12	Non- Severe	Severe
Azusa Unified	Districtwide	Los Angeles	64279-00-000						
Current Baseline Eligibility					-1,373	-104	464	37	1
Adjustment Per This Item				e	-3,544	-837	-1,721	-52	48
Net Baseline Eligibility					<u>-4,917</u>	<u>-941</u>	<u>-1,257</u>	<u>-15</u>	<u>49</u>
Bakersfield City Elementary	Districtwide	Kern	63321-00-000						
Current Baseline Eligibility					1,786	1,833	0	324	516
Adjustment Per This Item				*g	150	0	0	0	0
Net Baseline Eligibility					<u>1,936</u>	<u>1,833</u>	<u>0</u>	<u>324</u>	<u>516</u>
Burlingame Elementary	Districtwide	San Mateo	68882-00-000						
Current Baseline Eligibility					388	22	0	21	0
Adjustment Per This Item				e	226	29	0	-41	10
Net Baseline Eligibility					<u>614</u>	<u>51</u>	<u>0</u>	<u>-20</u>	<u>10</u>
Capistrano Unified	Districtwide	Orange	66464-00-000						
Current Baseline Eligibility					7,604	2,154	5,780	171	414
Adjustment Per This Item				e	-4,226	-327	1,175	-364	5
Adjustment Per This Item				i	-175	-135	-297	0	0
Net Baseline Eligibility					<u>3,203</u>	<u>1,692</u>	<u>6,658</u>	<u>-193</u>	<u>419</u>
Cutler-Orosi Joint Unified	Districtwide	Tulare	71860-00-000						
Current Baseline Eligibility					-175	0	1	0	0
Adjustment Per This Item				*g	175	0	0	0	0
Net Baseline Eligibility					<u>0</u>	<u>0</u>	<u>1</u>	<u>0</u>	<u>0</u>
Edison Elementary	Districtwide	Kern	63438-00-000						
Current Baseline Eligibility					138	126	0	16	0
Adjustment Per This Item				*g	100	0	0	0	0
Net Baseline Eligibility					<u>238</u>	<u>126</u>	<u>0</u>	<u>16</u>	<u>0</u>
Etiwanda Elementary	Districtwide	San Bernardino	67702-00-000						
Current Baseline Eligibility					4,105	-425	0	172	29
Adjustment Per This Item				e	387	-15	0	-26	2
Net Baseline Eligibility					<u>4,492</u>	<u>-440</u>	<u>0</u>	<u>146</u>	<u>31</u>

State Allocation Board Meeting, September 25, 2019

ATTACHMENT A

District	Attendance Area	County	App. Number 50	Type of Adj.	K-6	7-8	9-12	Non- Severe	Severe
Guadalupe Union Elementary	Districtwide	Santa Barbara	69203-00-000						
Current Baseline Eligibility					12	77	0	-8	11
Adjustment Per This Item				*g	125	0	0	0	0
Net Baseline Eligibility					<u>137</u>	<u>77</u>	<u>0</u>	<u>-8</u>	<u>11</u>
Imperial County Office of Education	Brawley Union	Imperial	10132-01-000						
Current Baseline Eligibility					0	-14	-81	0	119
Adjustment Per This Item				e	22	1	10	0	30
Net Baseline Eligibility					<u>22</u>	<u>-13</u>	<u>-71</u>	<u>0</u>	<u>149</u>
Imperial County Office of Education	Imperial	Imperial	10132-02-000						
Current Baseline Eligibility					0	22	30	0	150
Adjustment Per This Item				e	0	2	9	0	36
Net Baseline Eligibility					<u>0</u>	<u>24</u>	<u>39</u>	<u>0</u>	<u>186</u>
Kentfield Elementary	Districtwide	Marin	65334-00-000						
Current Baseline Eligibility					250	-246	0	-1	0
Adjustment Per This Item				f	0	0	0	9	0
Net Baseline Eligibility					<u>250</u>	<u>-246</u>	<u>0</u>	<u>8</u>	<u>0</u>
Kerman Unified	Districtwide	Fresno	73999-00-000						
Current Baseline Eligibility					676	25	206	19	29
Adjustment Per This Item				e	369	28	-64	14	1
Net Baseline Eligibility					<u>1,045</u>	<u>53</u>	<u>142</u>	<u>33</u>	<u>30</u>
Lamont Elementary	Districtwide	Kern	63560-00-000						
Current Baseline Eligibility					472	-239	0	70	1
Adjustment Per This Item				*g	200	0	0	0	0
Net Baseline Eligibility					<u>672</u>	<u>-239</u>	<u>0</u>	<u>70</u>	<u>1</u>
Liberty Union High	Districtwide	Contra Costa	61721-00-000						
Current Baseline Eligibility					0	-1	1,876	-88	259
Adjustment Per This Item				e	0	0	843	16	-138
Net Baseline Eligibility					<u>0</u>	<u>-1</u>	<u>2,719</u>	<u>-72</u>	<u>121</u>

State Allocation Board Meeting, September 25, 2019

ATTACHMENT A

District	Attendance Area	County	App. Number 50	Type of Adj.	K-6	7-8	9-12	Non- Severe	Severe
Lindsay Unified	Districtwide	Tulare	71993-00-000						
Current Baseline Eligibility					-111	-3	-6	0	0
Adjustment Per This Item				*g	100	0	0	0	0
Net Baseline Eligibility					<u>-11</u>	<u>-3</u>	<u>-6</u>	<u>0</u>	<u>0</u>
Madera Unified	Districtwide	Madera	65243-00-000						
Current Baseline Eligibility					3,898	836	2,909	-200	0
Adjustment Per This Item				e	-2,509	-525	-735	0	0
Net Baseline Eligibility					<u>1,389</u>	<u>311</u>	<u>2,174</u>	<u>-200</u>	<u>0</u>
Panama-Buena Vista Union	Districtwide	Kern	63362-00-000						
Current Baseline Eligibility					5,066	652	0	26	91
Adjustment Per This Item				c	-25	0	0	0	0
Adjustment Per This Item				e	1,274	9	0	57	20
Adjustment Per This Item				i	-50	0	0	0	0
Net Baseline Eligibility					<u>6,265</u>	<u>661</u>	<u>0</u>	<u>83</u>	<u>111</u>
Pixley Union Elementary	Districtwide	Tulare	72041-00-000						
Current Baseline Eligibility					771	219	0	0	0
Adjustment Per This Item				*g	75	0	0	0	0
Net Baseline Eligibility					<u>846</u>	<u>219</u>	<u>0</u>	<u>0</u>	<u>0</u>
Riverside Unified	Districtwide	Riverside	67215-00-000						
Current Baseline Eligibility					6,489	0	2,614	745	524
Adjustment Per This Item				e	-1,498	-221	1,906	-46	-154
Adjustment Per This Item				i	-50	0	0	0	0
Adjustment Per This Item				i	-25	0	0	0	0
Net Baseline Eligibility					<u>4,916</u>	<u>-221</u>	<u>4,520</u>	<u>699</u>	<u>370</u>
Traver Joint Elementary	Districtwide	Tulare	72223-00-000						
Current Baseline Eligibility					-50	-16	0	0	0
Adjustment Per This Item				*g	50	0	0	0	0
Net Baseline Eligibility					<u>0</u>	<u>-16</u>	<u>0</u>	<u>0</u>	<u>0</u>

State Allocation Board Meeting, September 25, 2019

ATTACHMENT A

District	Attendance Area	County	App. Number 50	Type of Adj.	K-6	7-8	9-12	Non- Severe	Severe
Washington Colony	Districtwide	Fresno	62513-00-000						
Current Baseline Eligibility					-49	12	0	0	0
Adjustment Per This Item				*g	25	0	0	0	0
Net Baseline Eligibility					-24	12	0	0	0
Whittier City	Districtwide	Los Angeles	65110-00-000						
Current Baseline Eligibility					140	-185	0	85	0
Adjustment Per This Item				e	-469	-413	0	2	162
Net Baseline Eligibility					-329	-598	0	87	162

* These adjustments are necessary to reinstate eligibility to the districts' baseline as a result of Senate Bill 75, Chapter 51, Statutes of 2019.

State Allocation Board Meeting, September 25, 2019

ATTACHMENT B

District	School Name	County	App. Number 57	Type of Adj.	K-6	7-8	9-12	Non- Severe	Severe
Baldwin Park Unified	Santa Fe Elementary	Los Angeles	64287-00-000		251	122	0	0	0
Current Baseline Eligibility					9	8	0	0	0
Adjustment Per This Item				c					
Net Baseline Eligibility					260	130	0	0	0
Bayshore Elementary	Bayshore Elementary	San Mateo	68858-00-000		75	0	0	0	0
Current Baseline Eligibility					135	0	0	0	0
Adjustment Per This Item				d1					
Net Baseline Eligibility					210	0	0	0	0
Castro Valley Unified	Chabot Elementary	Alameda	61150-00-000		22	0	0	0	0
Current Baseline Eligibility					3	0	0	0	0
Adjustment Per This Item				c					
Net Baseline Eligibility					25	0	0	0	0
Castro Valley Unified	Marshall Elementary	Alameda	61150-00-000		54	0	0	13	0
Current Baseline Eligibility					23	0	0	-1	0
Adjustment Per This Item				c					
Net Baseline Eligibility					77	0	0	12	0
Castro Valley Unified	Palomares Elementary	Alameda	61150-00-000		22	0	0	0	0
Current Baseline Eligibility					7	0	0	0	0
Adjustment Per This Item				c					
Net Baseline Eligibility					29	0	0	0	0
Corcoran Joint Unified	Bret Harte Elementary	Kings	63891-00-000		0	0	0	0	0
Current Baseline Eligibility					16	0	0	0	0
Adjustment Per This Item				c					
Adjustment Per This Item				d1					
Net Baseline Eligibility					24	0	0	0	0
Garden Grove Unified	Bolsa Grande High	Orange	66522-00-000		0	0	0	0	0
Current Baseline Eligibility					0	0	77	20	-28
Adjustment Per This Item				c					
Net Baseline Eligibility					0	0	77	20	-28

State Allocation Board Meeting, September 25, 2019

ATTACHMENT B

District	School Name	County	App. Number 57	Type of Adj.	K-6	7-8	9-12	Non- Severe	Severe
Garden Grove Unified	Carrillo (Leo) Elementary	Orange	66522-00-000		0	0	0	0	0
	Current Baseline Eligibility				75	0	0	0	0
	Adjustment Per This Item			d1					
	Net Baseline Eligibility				<u>75</u>	<u>0</u>	<u>0</u>	<u>0</u>	<u>0</u>
Garden Grove Unified	Clinton Elementary	Orange	66522-00-000		0	0	0	0	0
	Current Baseline Eligibility				91	0	0	-8	-47
	Adjustment Per This Item			c					
	Net Baseline Eligibility				<u>91</u>	<u>0</u>	<u>0</u>	<u>-8</u>	<u>-47</u>
Garden Grove Unified	Doig (Leroy L.) Intermediate	Orange	66522-00-000		0	0	0	0	0
	Current Baseline Eligibility				0	44	0	25	0
	Adjustment Per This Item			c					
	Net Baseline Eligibility				<u>0</u>	<u>44</u>	<u>0</u>	<u>25</u>	<u>0</u>
Garden Grove Unified	Eisenhower (Dwight D.) Element	Orange	66522-00-000		0	0	0	0	0
	Current Baseline Eligibility				135	0	0	0	0
	Adjustment Per This Item			c					
	Adjustment Per This Item			d1					
	Adjustment Per This Item			d1					
	Net Baseline Eligibility				<u>185</u>	<u>0</u>	<u>0</u>	<u>0</u>	<u>0</u>
Garden Grove Unified	Garden Grove High	Orange	66522-00-000		0	0	0	0	0
	Current Baseline Eligibility				0	0	171	12	0
	Adjustment Per This Item			c					
	Net Baseline Eligibility				<u>0</u>	<u>0</u>	<u>171</u>	<u>12</u>	<u>0</u>
Garden Grove Unified	Louis Lake Intermediate	Orange	66522-00-000		0	0	0	0	0
	Current Baseline Eligibility				0	-100	0	9	7
	Adjustment Per This Item			c					
	Net Baseline Eligibility				<u>0</u>	<u>-100</u>	<u>0</u>	<u>9</u>	<u>7</u>
Garden Grove Unified	McGarvin (Sarah) Intermediate	Orange	66522-00-000		0	0	0	0	0
	Current Baseline Eligibility				0	37	0	2	0
	Adjustment Per This Item			c					
	Net Baseline Eligibility				<u>0</u>	<u>37</u>	<u>0</u>	<u>2</u>	<u>0</u>

State Allocation Board Meeting, September 25, 2019

ATTACHMENT B

District	School Name	County	App. Number 57	Type of Adj.	K-6	7-8	9-12	Non- Severe	Severe
Garden Grove Unified	Patton Elementary	Orange	66522-00-000		0	0	0	0	0
	Current Baseline Eligibility								
	Adjustment Per This Item			c	-117	0	0	24	0
	Net Baseline Eligibility				-117	0	0	24	0
Garden Grove Unified	Post Elementary	Orange	66522-00-000		0	0	0	0	0
	Current Baseline Eligibility								
	Adjustment Per This Item			c	-55	0	0	43	0
	Adjustment Per This Item			d1	15	0	0	2	0
	Net Baseline Eligibility				-40	0	0	45	0
Garden Grove Unified	Russell (Edward) Elementary	Orange	66522-00-000		0	0	0	0	0
	Current Baseline Eligibility								
	Adjustment Per This Item			c	75	0	0	0	0
	Net Baseline Eligibility				75	0	0	0	0
Manteca Unified	Golden West Elementary	San Joaquin	68593-00-000		163	0	0	4	0
	Current Baseline Eligibility								
	Adjustment Per This Item			e	-124	0	0	-4	0
	Adjustment Per This Item			e	50	54	0	0	0
	Net Baseline Eligibility				89	54	0	0	0
Manteca Unified	Lincoln Elementary	San Joaquin	68593-00-000		75	27	0	13	0
	Current Baseline Eligibility								
	Adjustment Per This Item			d1	377	177	0	14	0
	Net Baseline Eligibility				452	204	0	27	0
Palo Alto Unified	Fairmeadow Elementary	Santa Clara	69641-00-000		0	0	0	0	-21
	Current Baseline Eligibility								
	Adjustment Per This Item			c	21	0	0	0	0
	Net Baseline Eligibility				21	0	0	0	-21
Palo Alto Unified	Palo Alto High	Santa Clara	69641-00-000		0	0	38	0	-8
	Current Baseline Eligibility								
	Adjustment Per This Item			c	0	0	69	0	0
	Net Baseline Eligibility				0	0	107	0	-8

State Allocation Board Meeting, September 25, 2019

ATTACHMENT B

District	School Name	County	App. Number 57	Type of Adj.	K-6	7-8	9-12	Non- Severe	Severe
Pioneer Union Elementary	Pioneer Elementary	Kings	63990-00-000		300	0	0	0	0
Current Baseline Eligibility					-300	0	0	0	0
Adjustment Per This Item				i	415	0	0	6	0
Adjustment Per This Item				d1	415	0	0	6	0
Net Baseline Eligibility					415	0	0	6	0
Pioneer Union Elementary	Pioneer Middle - Do Not Use	Kings	63990-00-000		300	-324	0	0	0
Current Baseline Eligibility					-300	324	0	0	0
Adjustment Per This Item				f	0	0	0	0	0
Net Baseline Eligibility					0	0	0	0	0
San Dieguito Union High	Earl Warren Junior High	San Diego	68346-00-000		0	567	0	13	9
Current Baseline Eligibility					0	96	0	0	0
Adjustment Per This Item				d1	0	663	0	13	9
Net Baseline Eligibility					0	663	0	13	9
Stockton Unified	Stockton (Commodore) Skills - Do	San Joaquin	68676-00-000		772	220	0	0	0
Current Baseline Eligibility					-772	-220	0	0	0
Adjustment Per This Item				f	0	0	0	0	0
Net Baseline Eligibility					0	0	0	0	0
Ventura Unified	El Camino High Alternative	Ventura	72652-00-000		0	0	0	0	0
Current Baseline Eligibility					0	0	83	0	0
Adjustment Per This Item				c	0	0	83	0	0
Net Baseline Eligibility					0	0	83	0	0
Ventura Unified	Lincoln Elementary	Ventura	72652-00-000		6	0	0	0	0
Current Baseline Eligibility					36	0	0	0	0
Adjustment Per This Item				c	42	0	0	0	0
Net Baseline Eligibility					42	0	0	0	0

REPORT OF THE EXECUTIVE OFFICER
State Allocation Board Meeting, September 25, 2019

PRIORITY FUNDING SCHOOL CONSTRUCTION APPORTIONMENTS

PURPOSE OF REPORT

To provide priority School Facility Program (SFP) funding Apportionments for \$771.7 million for the projects that submitted a valid certification.

DESCRIPTION

At the May 2011 State Allocation Board (Board) meeting, the Board approved proposed regulations establishing two annual filing periods for prioritizing school construction funding as cash proceeds became available to provide Apportionments. The Office of Administrative Law (OAL) then approved the regulations on July 27, 2011. The proposed regulations created two 30-day periods in which school districts could request to receive an Apportionment upon acknowledgement that a *Fund Release Authorization* (Form SAB 50-05) could be submitted within 90 days of receiving an Apportionment.

Based on SFP regulations, the recent 30-day filing period began on May 8, 2019 and ended on June 6, 2019. Requests must have been physically received by the Office of Public School Construction (OPSC) on or before June 6, 2019 and are valid from July 1, 2019 through December 31, 2019.

By approving this item, the Board will provide approximately \$771.7 million in Apportionments for 193 projects that represents 106 school districts and qualifying applicants.

AUTHORITY

See Attachment A.

BACKGROUND

Requests/Acknowledgements

Pursuant to SFP Regulations, districts choosing to participate in the priority funding process must submit a request to convert an Unfunded Approval to an Apportionment. As part of the request, districts are required to make the following acknowledgements:

- The district understands that the time limit on fund release shall be no more than 90 days from the date of Apportionment.
- The District acknowledges that failure to submit a valid *Fund Release Authorization* (Form SAB 50-05) within the 90-day period will result in the project being rescinded without further Board action. A rescinded application will revert back to an Unfunded Approval at the bottom of the Unfunded List (Lack of AB 55 Loans) and cannot be guaranteed bond authority. The application will receive a new Unfunded Approval date of Tuesday, December 24, 2019.
- In the case that multiple rescissions are made by the SAB, each separate application will be placed at the bottom of the Unfunded List (Lack of AB 55 Loans) in the order of the original unfunded approval date. The district will not be required to resubmit the application and no further application review will be required.
- The district acknowledges that by participating in the priority funding process, the district is waiving its right to the 18-month timeline for fund release submittal
- The district acknowledges that a Grant Agreement must be submitted pursuant to SFP Regulation 1859.90.4 and physically received by OPSC prior to or concurrently with the Form SAB 50-05.

BACKGROUND (cont.)

By approving this item, the Board will provide approximately \$771.7 million in Apportionments for 193 projects on the Unfunded List (Lack of AB 55 Loans) that are eligible for an Apportionment. Any requests by applicants to participate in the priority funding process that are not converted to Apportionments shall retain their date order position on the Unfunded List (Lack of AB 55 Loans) unless the applicant receives a second non-participation occurrence. Any project receiving a second non-participation occurrence will be rescinded without further Board action.

This priority funding round generated \$771.7 million in Apportionment requests from 106 applicants for 193 of 222 unique projects, which represents 87.9% percent of the projects on the Unfunded List (Lack of AB 55 Loans) that could have submitted requests. The Board is also providing one additional Apportionment due to a closeout review adjustment. In total, the Board is able to provide \$771.7 million in Apportionments. The attachments provide detailed lists of the Apportionment requests received during this filing period that remain on the Unfunded List (Lack of AB 55 Loans). The applications receiving an Apportionment are highlighted in Attachments B, C, D, E, F, G and H.

STAFF ANALYSIS/STATEMENTS

Current/Future Request Periods

Requests submitted during the 30-day period that ended on June 6, 2019 will expire on December 31, 2019. A new 30-day priority funding request filing period will begin on November 13, 2019 and will end on December 12, 2019. Requests submitted during that period will be valid from January 1, 2020 through June 30, 2020.

Fund Release Requirements

Districts receiving Apportionments are required to submit a valid Form SAB 50-05 containing an original signature for each approved application. Forms SAB 50-05 must be physically received by OPSC at 707 Third Street, West Sacramento, CA 95605 prior to the close of business on Tuesday, December 24, 2019. If a district fails to submit a valid Form SAB 50-05 within the allotted time frame, the project will be rescinded without further Board action and will receive a new unfunded approval date of December 24, 2019 on the Unfunded List (Lack of AB 55 Loans).

Grant Agreement

Pursuant to action taken by the Board at the June 5, 2017 meeting a Grant Agreement for the project with an original signature by an authorized District Representative must be submitted prior to, or concurrently with, the Form SAB 50-05 in order for the Form SAB 50-05 to be considered valid for all projects that are approved for placement on the Unfunded List (Lack of AB 55 Loans) on or after June 5, 2017. Projects on the Unfunded List as of June 5, 2017 are exempt from this requirement.

Non-Participation in Priority Funding Process

On March 25, 2013, regulation amendments regarding non-participation in the priority funding process became effective. The regulation changes limit the number of times a district can choose not to participate in the priority funding process for a project on the Unfunded List (Lack of AB 55 Loans). Projects receiving an Apportionment in this item but do not submit a valid Form SAB 50-05 by close of business on Tuesday, December 24, 2019 will receive one non-participation occurrence. If this is the project's second non-participation occurrence, the project will be fully rescinded without further Board action and will not return to the Unfunded List (Lack of AB 55 Loans). The bond authority associated with rescinded projects will return to the SFP.

STAFF ANALYSIS/STATEMENTS (cont.)

Listing of Attachments

Attachment A	Authority
Attachment B	Unfunded Approvals Receiving Priority Funding Apportionments
Attachment C	Proposition 1A Unfunded Approvals as of August 28, 2019
Attachment D	Proposition 47 Unfunded Approvals as of August 28, 2019
Attachment E	Proposition 55 Unfunded Approvals as of August 28, 2019
Attachment F	Proposition 1D Unfunded Approvals as of August 28, 2019
Attachment G	Proposition 51 Unfunded Approvals as of August 28, 2019
Attachment H	All Unfunded Approvals as of August 28, 2019

RECOMMENDATIONS

1. Approve Apportionments for the projects as shown on Attachment B in the amount of \$771.7 million.
2. Declare that all applications receiving Apportionments are subject to the new construction grant adjustment pursuant to EC Section 17072.11(b) and are not considered full and final until the Board has made the adjustment.

Attachment B
 Unfunded Approvals Receiving Priority Funding Apportionments

SCHOOL FACILITY PROGRAM
 State Allocation Board Meeting, September 25, 2019

County	School District	Application Number	Program	Approval	Received Date	SAB Unfunded Approval	Financial Hardship Apportionment	Loan	State Share	Total Apportionment	Cumulative Amount	Prop. 1A	Prop. 47	Prop. 55	Prop. 1D	Prop. 51	Submitted Certification Letter May 2019	Grant Agreement Received as of 05/29/2019	
LOS ANGELES	WISEBURN UNIFIED	55/76869-00-004	Career Tech New Construction	G	2/14/2019	5/22/2019	0.00	0.00	829,096.00	829,096.00	735,420,314.00	0.00	0.00	0.00	0.00	829,096.00	Yes	No	
BUTTE	CHICO UNIFIED	59/61424-00-008	Career Tech Rehabilitation	G	2/14/2019	5/22/2019	0.00	0.00	363,922.00	363,922.00	735,784,236.00	0.00	0.00	0.00	0.00	363,922.00	Yes	No	
FRESNO	FRESNO UNIFIED	59/62166-00-005	Career Tech Rehabilitation	G	2/14/2019	5/22/2019	0.00	0.00	848,442.00	848,442.00	736,632,678.00	0.00	0.00	0.00	0.00	848,442.00	Yes	No	
LOS ANGELES	LYNWOOD UNIFIED	59/64774-00-001	Career Tech Rehabilitation	G	2/14/2019	5/22/2019	0.00	0.00	248,946.00	248,946.00	736,881,624.00	0.00	0.00	0.00	0.00	248,946.00	Yes	No	
RIVERSIDE	ALVORD UNIFIED	59/66977-00-001	Career Tech Rehabilitation	G	2/14/2019	5/22/2019	0.00	0.00	1,499,528.00	1,499,528.00	738,381,152.00	0.00	0.00	0.00	0.00	1,499,528.00	Yes	No	
SACRAMENTO	SAN JUAN UNIFIED	59/67447-00-003	Career Tech Rehabilitation	G	2/14/2019	5/22/2019	0.00	0.00	1,500,000.00	1,500,000.00	739,881,152.00	0.00	0.00	0.00	0.00	1,500,000.00	Yes	No	
FRESNO	FIREBAUGH-LAS DELTAS UNIFIED	59/73809-00-003	Career Tech Rehabilitation	G	2/14/2019	5/22/2019	0.00	0.00	2,293,128.00	2,293,128.00	742,174,280.00	0.00	0.00	0.00	0.00	2,293,128.00	Yes	No	
FRESNO	CLOVIS UNIFIED	55/62117-00-014	Career Tech New Construction	G	2/14/2019	5/22/2019	0.00	0.00	1,698,156.00	1,698,156.00	743,872,436.00	0.00	0.00	0.00	0.00	1,698,156.00	Yes	No	
FRESNO	FOWLER UNIFIED	55/62158-00-001	Career Tech New Construction	G	2/15/2019	5/22/2019	0.00	0.00	805,777.00	805,777.00	744,678,213.00	0.00	0.00	0.00	0.00	805,777.00	Yes	No	
KERN	KERN HIGH	55/63529-00-019	Career Tech New Construction	G	2/15/2019	5/22/2019	0.00	0.00	428,790.00	428,790.00	745,107,003.00	0.00	0.00	0.00	0.00	428,790.00	Yes	No	
LOS ANGELES	LONG BEACH UNIFIED	55/64725-00-006	Career Tech New Construction	G	2/15/2019	5/22/2019	0.00	0.00	1,985,450.00	1,985,450.00	747,092,453.00	0.00	0.00	0.00	0.00	1,985,450.00	Yes	No	
LOS ANGELES	LONG BEACH UNIFIED	55/64725-00-007	Career Tech New Construction	G	2/15/2019	5/22/2019	0.00	0.00	1,388,977.00	1,388,977.00	748,481,430.00	0.00	0.00	0.00	0.00	1,388,977.00	Yes	No	
LOS ANGELES	LONG BEACH UNIFIED	55/64725-00-008	Career Tech New Construction	G	2/15/2019	5/22/2019	0.00	0.00	1,362,735.00	1,362,735.00	749,844,165.00	0.00	0.00	0.00	0.00	1,362,735.00	Yes	No	
PLACER	TAHOE-TRUCKEE UNIFIED	55/66944-00-003	Career Tech New Construction	G	2/15/2019	5/22/2019	0.00	0.00	939,576.00	939,576.00	750,783,741.00	0.00	0.00	0.00	0.00	939,576.00	Yes	No	
RIVERSIDE	BANNING UNIFIED	55/66985-00-002	Career Tech New Construction	G	2/15/2019	5/22/2019	0.00	0.00	3,000,000.00	3,000,000.00	753,783,741.00	0.00	0.00	0.00	0.00	3,000,000.00	Yes	Yes	
SACRAMENTO	ELK GROVE UNIFIED	55/67314-00-007	Career Tech New Construction	G	2/15/2019	5/22/2019	0.00	0.00	2,999,936.00	2,999,936.00	756,783,677.00	0.00	0.00	0.00	0.00	2,999,936.00	Yes	No	
SACRAMENTO	ELK GROVE UNIFIED	55/67314-00-010	Career Tech New Construction	G	2/15/2019	5/22/2019	0.00	0.00	2,364,422.00	2,364,422.00	759,148,099.00	0.00	0.00	0.00	0.00	2,364,422.00	Yes	No	
SACRAMENTO	ELK GROVE UNIFIED	55/67314-00-011	Career Tech New Construction	G	2/15/2019	5/22/2019	0.00	0.00	1,375,807.00	1,375,807.00	760,523,906.00	0.00	0.00	0.00	0.00	1,375,807.00	Yes	No	
SACRAMENTO	ELK GROVE UNIFIED	55/67314-00-012	Career Tech New Construction	G	2/15/2019	5/22/2019	0.00	0.00	1,878,148.00	1,878,148.00	762,402,054.00	0.00	0.00	0.00	0.00	1,878,148.00	Yes	No	
RIVERSIDE	VAL VERDE UNIFIED	55/75242-02-002	Career Tech New Construction	G	2/15/2019	5/22/2019	0.00	0.00	239,941.00	239,941.00	762,641,995.00	0.00	0.00	0.00	0.00	239,941.00	Yes	No	
FRESNO	CARUTHERS UNIFIED	55/75598-00-001	Career Tech New Construction	G	2/15/2019	5/22/2019	0.00	0.00	1,551,155.00	1,551,155.00	764,193,150.00	0.00	0.00	0.00	0.00	1,551,155.00	Yes	No	
ALAMEDA	OAKLAND UNIFIED	59/61259-00-002	Career Tech Rehabilitation	G	2/15/2019	5/22/2019	0.00	0.00	1,500,000.00	1,500,000.00	765,693,150.00	0.00	0.00	0.00	0.00	1,500,000.00	Yes	No	
VENTURA	OXNARD UNION HIGH	59/72546-00-008	Career Tech Rehabilitation	G	2/15/2019	5/22/2019	0.00	0.00	757,998.00	757,998.00	766,451,148.00	0.00	0.00	0.00	0.00	757,998.00	Yes	No	
YOLO	WASHINGTON UNIFIED	59/72694-00-002	Career Tech Rehabilitation	G	2/15/2019	5/22/2019	0.00	0.00	1,500,000.00	1,500,000.00	767,951,148.00	0.00	0.00	0.00	0.00	1,500,000.00	Yes	Yes	
FRESNO	GOLDEN PLAINS UNIFIED	59/75234-00-002	Career Tech Rehabilitation	G	2/15/2019	5/22/2019	0.00	0.00	701,415.00	701,415.00	768,652,563.00	0.00	0.00	0.00	0.00	701,415.00	Yes	No	
LOS ANGELES	GLENDALE UNIFIED	55/64568-00-001	Career Tech New Construction	G	2/20/2019	5/22/2019	0.00	0.00	3,000,000.00	3,000,000.00	771,652,563.00	0.00	0.00	0.00	0.00	3,000,000.00	Yes	No	
ALAMEDA	OAKLAND UNIFIED	50/61259-50-002	New Construction	L	10/31/2011	6/26/2019	0.00	0.00	74,234.99	74,234.99	771,726,797.99	0.00	0.00	74,234.99	0.00	0.00	0.00	Yes	N/A
Total							\$12,183,822.79	23,888,800.70	\$735,654,174.50	771,726,797.99		444,147.50	64,502.50	12,929,261.19	43,936,638.08	714,352,248.72			

D = Design grant only
 S = Site grant only
 J = Site and Design grant only
 G = Full funding grant
 L = Closeout



Proposition 1A
 Proposition 47
 Proposition 55
 Proposition 1D
 Proposition 51

Attachment C
 Proposition 1A Unfunded Approvals Receiving Priority Funding Apportionments

SCHOOL FACILITY PROGRAM
 State Allocation Board Meeting, September 25, 2019

County	School District	Application Number	Program	Approval	Received Date	SAB Unfunded Approval	Financial Hardship Apportionment	Loan	State Share	Total Apportionment	Cumulative Amount	Prop. 1A	Submitted Certification Letter May 2019	Grant Agreement Received as of 05/29/2019
TULARE	PIXLEY UNION ELEMENTARY	58/72041-00-001	Rehabilitation	G	11/16/2018	3/27/2019	203,460.00	0.00	305,190.00	508,650.00	508,650.00	444,147.50	Yes	Yes
KINGS	ISLAND UNION ELEMENTARY	50/63933-00-001	New Construction	G	4/24/2014	8/28/2019	\$4,390,017.50	0.00	\$4,390,017.50	8,780,035.00	9,288,685.00	1,204,252.00	N/A	
Total							4,593,477.50	-	4,695,207.50	9,288,685.00		1,648,399.50		

- | | | |
|--|---|--|
| D = Design grant only
S = Site grant only
J = Site and Design grant only
G = Full funding grant
L = Closeout | 



 | Proposition 1A
Proposition 47
Proposition 55
Proposition 1D
Proposition 51 |
|--|---|--|

Attachment D
 Proposition 47 Unfunded Approvals Receiving Priority Funding Apportionments

SCHOOL FACILITY PROGRAM
 State Allocation Board Meeting, September 25, 2019

County	School District	Application Number	Program	Approval	Received Date	SAB Unfunded Approval	Financial Hardship Apportionment	Loan	State Share	Total Apportionment	Cumulative Amount	Prop. 47	Submitted Certification Letter May 2019	Grant Agreement Received as of 05/29/2019
TULARE	PIXLEY UNION ELEMENTARY	58/72041-00-001	Rehabilitation	G	11/16/2018	3/27/2019	203,460.00	0.00	305,190.00	508,650.00	508,650.00	64,502.50	Yes	Yes
LOS ANGELES	AZUSA UNIFIED	57/64279-00-014	Modernization	G	3/17/2016	8/28/2019	\$0.00	0.00	\$52,120.00	52,120.00	560,770.00	52,120.00	N/A	
SAN FRANCISCO	SAN FRANCISCO UNIFIED	57/68478-00-058	Modernization	G	4/13/2016	8/28/2019	\$0.00	0.00	\$1,837,144.00	1,837,144.00	2,397,914.00	99,534.32	N/A	
Total							203,460.00	-	2,194,454.00	2,397,914.00		216,156.82		

- D = Design grant only Proposition 1A
- S = Site grant only Proposition 47
- J = Site and Design grant only Proposition 55
- G = Full funding grant Proposition 1D
- L = Closeout Proposition 51

Attachment E
 Proposition 55 Unfunded Approvals Receiving Priority Funding Apportionments

SCHOOL FACILITY PROGRAM
 State Allocation Board Meeting, September 25, 2019

County	School District	Application Number	Program	Approval	Received Date	SAB Unfunded Approval	Financial Hardship Apportionment	Loan	State Share	Total Apportionment	Cumulative Amount	Prop. 55	Submitted Certification Letter May 2019	Grant Agreement Received as of 05/29/2019
IMPERIAL	BRAWLEY ELEMENTARY	57/63073-00-002	Modernization	G	6/25/2015	4/24/2019	0.00	0.00	469,748.00	469,748.00	469,748.00	469,748.00	Yes	No
ALAMEDA	OAKLAND UNIFIED	54/61259-00-004	Charter	G	11/16/2018	5/22/2019	0.00	6,192,639.10	6,192,639.10	12,385,278.20	12,855,026.20	12,385,278.20	Yes	Yes
ALAMEDA	OAKLAND UNIFIED	50/61259-50-002	New Construction	L	10/31/2011	6/26/2019	0.00	0.00	74,234.99	74,234.99	12,929,261.19	74,234.99	Yes	N/A
SAN FRANCISCO	SAN FRANCISCO UNIFIED	57/68478-00-058	Modernization	G	4/13/2016	8/28/2019	\$0.00	0.00	\$1,837,144.00	1,837,144.00	14,766,405.19	197,088.57	N/A	
Total							-	6,192,639.10	8,573,766.09	14,766,405.19		13,126,349.76		

- D = Design grant only
- S = Site grant only
- J = Site and Design grant only
- G = Full funding grant
- L = Closeout

	Proposition 1A
	Proposition 47
	Proposition 55
	Proposition 1D
	Proposition 51

Attachment F
 Proposition 1D Unfunded Approvals Receiving Priority Funding Apportionments

SCHOOL FACILITY PROGRAM
 State Allocation Board Meeting, September 25, 2019

County	School District	Application Number	Program	Approval	Received Date	SAB Unfunded Approval	Financial Hardship Apportionment	Loan	State Share	Total Apportionment	Cumulative Amount	Prop. 1D	Submitted Certification Letter May 2019	Grant Agreement Received as of 05/29/2019
LOS ANGELES	BEVERLY HILLS UNIFIED	51/64311-00-006	Facility Hardship	G	1/2/2018	4/24/2019	\$0.00	0.00	\$12,420,810.00	\$12,420,810.00	12,420,810.00	194,828.38	Yes	Yes
SACRAMENTO	NATOMAS UNIFIED	54/75283-00-008	Charter	D	5/26/2017	2/28/2018	0.00	0.00	285,982.90	285,982.90	12,706,792.90	285,982.90	No	No
SANTA CLARA	ALUM ROCK UNION ELEMENTARY	54/69369-00-003	Charter	D	5/30/2014	6/19/2018	0.00	25,675.55	25,675.55	51,351.10	12,758,144.00	51,351.10	No	No
ALAMEDA	SAN LORENZO UNIFIED	54/61309-00-003	Charter	D	6/5/2017	12/11/2018	0.00	845,455.40	845,455.40	1,690,910.80	14,449,054.80	1,690,910.80	No	No
SOLANO	SOLANO COUNTY OFFICE OF EDUCATION	57/10488-00-024	Modernization	G	10/23/2014	2/27/2019	217,896.00	0.00	326,844.00	544,740.00	14,993,794.80	544,740.00	No	No
SAN JOAQUIN	TRACY JOINT UNIFIED	54/75499-00-003	Charter	G	7/13/2018	2/27/2019	0.00	0.00	2,486,180.40	2,486,180.40	17,479,975.20	2,486,180.40	Yes	Yes
SAN JOAQUIN	TRACY JOINT UNIFIED	54/75499-00-004	Charter	G	7/13/2018	2/27/2019	0.00	0.00	2,365,810.30	2,365,810.30	19,845,785.50	2,365,810.30	Yes	Yes
SANTA CLARA	FREMONT UNION HIGH	57/69468-00-016	Modernization	G	3/25/2015	4/24/2019	0.00	0.00	1,471,457.00	1,471,457.00	21,317,242.50	1,471,457.00	Yes	Yes
SAN BERNARDINO	CHAFFEY JOINT UNION HIGH	50/67652-00-016	New Construction	G	4/3/2015	4/24/2019	0.00	0.00	1,834,990.00	1,834,990.00	23,152,232.50	1,834,990.00	Yes	No
SAN FRANCISCO	SAN FRANCISCO UNIFIED	57/68478-00-056	Modernization	G	5/4/2015	4/24/2019	0.00	0.00	3,021,897.00	3,021,897.00	26,174,129.50	3,021,897.00	Yes	No
FRESNO	SANGER UNIFIED	57/62414-00-014	Modernization	G	5/28/2015	4/24/2019	0.00	0.00	997,535.00	997,535.00	27,171,664.50	997,535.00	Yes	No
LOS ANGELES	LOS ANGELES UNIFIED	54/64733-00-102	Charter	S	6/1/2017	5/2/2019	0.00	7,441,670.00	7,441,670.00	14,883,340.00	42,055,004.50	14,883,340.00	Yes	Yes
LOS ANGELES	LOS ANGELES UNIFIED	54/64733-00-103	Charter	D	5/30/2017	5/22/2019	0.00	573,300.00	573,300.00	1,146,600.00	43,201,604.50	1,146,600.00	Yes	Yes
LOS ANGELES	LOS ANGELES UNIFIED	54/64733-00-103	Charter	S	5/30/2017	5/22/2019	0.00	7,767,000.00	7,767,000.00	15,534,000.00	58,735,604.50	15,534,000.00	Yes	Yes
RIVERSIDE	PERRIS ELEMENTARY	54/67199-00-001	Charter	D	6/5/2017	6/26/2019	\$0.00	0.00	1,058,160.30	1,058,160.30	59,793,764.80	1,058,160.30	N/A	Yes
Total							\$217,896.00	16,653,100.95	\$42,922,767.85	\$59,793,764.80		47,567,783.18		

D = Design grant only
 S = Site grant only
 J = Site and Design grant only
 G = Full funding grant
 L = Closeout

	Proposition 1A
	Proposition 47
	Proposition 55
	Proposition 1D
	Proposition 51

Attachment G
 Proposition 51 Unfunded Approvals Receiving Priority Funding Apportionments

SCHOOL FACILITY PROGRAM
 State Allocation Board Meeting, September 25, 2019

County	School District	Application Number	Program	Approval	Received Date	SAB Unfunded Approval	Financial Hardship Apportionment	Loan	State Share	Total Apportionment	Cumulative Amount	Prop. 51	Submitted Certification Letter May 2019	Grant Agreement Received as of 05/29/2019
LOS ANGELES	LOS ANGELES UNIFIED	58/64733-00-003	Rehabilitation	G	6/27/2018	10/24/2018	\$0.00	0.00	\$800,593.00	800,593.00	800,593.00	800,593.00	Yes	No
SAN DIEGO	ESCONDIDO UNION ELEMENTARY	58/68098-00-001	Rehabilitation	G	9/14/2017	1/22/2019	0.00	0.00	536,180.88	536,180.88	1,336,773.88	536,180.88	Yes	No
ORANGE	ANAHEIM UNION HIGH	51/66431-00-001	Facility Hardship	G	10/17/2018	3/27/2019	0.00	0.00	2,531,711.56	2,531,711.56	3,868,485.44	2,531,711.56	Yes	Yes
LOS ANGELES	BEVERLY HILLS UNIFIED	51/64311-00-006	Facility Hardship	G	1/2/2018	4/24/2019	\$0.00	0.00	\$12,420,810.00	\$12,420,810.00	16,289,295.44	12,225,981.62	Yes	Yes
MONTEREY	MONTEREY PENINSULA UNIFIED	58/66092-00-006	Rehabilitation	G	12/17/2018	4/24/2019	\$0.00	0.00	\$1,249,422.47	\$1,249,422.47	17,538,717.91	1,249,422.47	Yes	No
SOLANO	BENICIA UNIFIED	58/70524-00-001	Rehabilitation	G	1/23/2019	5/22/2019	0.00	0.00	1,458,514.00	1,458,514.00	18,997,231.91	1,458,514.00	Yes	Yes
KERN	MUROC JOINT UNIFIED	51/63685-00-001	Facility Hardship	G	2/11/2019	5/22/2019	2,791,445.10	0.00	2,791,445.10	5,582,890.20	24,580,122.11	5,582,890.20	Yes	Yes
KERN	MUROC JOINT UNIFIED	58/63685-00-001	Rehabilitation	G	2/11/2019	5/22/2019	400,246.62	0.00	402,385.62	802,632.24	25,382,754.35	802,632.24	Yes	No
KERN	WASCO UNION HIGH	58/63859-00-001	Rehabilitation	G	2/20/2019	5/22/2019	0.00	0.00	631,419.98	631,419.98	26,014,174.33	631,419.98	Yes	Yes
YUBA	WHEATLAND UNION HIGH	58/72769-00-001	Rehabilitation	G	2/21/2019	5/22/2019	0.00	0.00	45,982.00	45,982.00	26,060,156.33	45,982.00	Yes	Yes
HUMBOLDT	KLAMATH-TRINITY JOINT UNIFIED	51/62901-00-015	Facility Hardship	G	4/16/2018	7/23/2019	1,048,571.00	0.00	1,048,571.00	2,097,142.00	28,157,298.33	2,097,142.00	N/A	Yes
HUMBOLDT	SCOTIA UNION ELEMENTARY	58/63024-00-006	Rehabilitation	G	6/19/2018	7/23/2019	684,513.00	0.00	1,296,486.00	1,980,999.00	30,138,297.33	1,980,999.00	N/A	Yes
SAN BERNARDINO	ONTARIO-MONTCLAIR	58/67819-00-001	Rehabilitation	G	3/28/2019	8/28/2019	\$0.00	0.00	\$2,367,833.00	2,367,833.00	32,506,130.33	2,367,833.00	N/A	Yes
SAN BERNARDINO	ONTARIO-MONTCLAIR	58/67819-00-002	Rehabilitation	G	3/28/2019	8/28/2019	\$0.00	0.00	\$2,066,099.03	2,066,099.03	34,572,229.36	2,066,099.03	N/A	Yes
SONOMA	SEBASTOPOL UNION ELEMENTARY	58/70938-00-001	Rehabilitation	G	4/4/2019	8/28/2019	\$0.00	0.00	\$424,748.00	424,748.00	34,996,977.36	424,748.00	N/A	Yes
SAN LUIS OBISPO	TEMPLETON UNIFIED	58/68841-00-001	Rehabilitation	G	4/12/2019	8/28/2019	\$0.00	0.00	\$215,046.00	215,046.00	35,212,023.36	215,046.00	N/A	Yes
ALAMEDA	OAKLAND UNIFIED	54/61259-09-010	Charter	D	6/5/2017	1/24/2018	0.00	200,206.10	200,206.10	400,412.20	35,612,435.56	400,412.20	No	No
ALAMEDA	OAKLAND UNIFIED	54/61259-09-011	Charter	D	6/5/2017	1/24/2018	0.00	2,150,284.80	2,150,284.80	4,300,569.60	39,913,005.16	4,300,569.60	No	No
ALAMEDA	OAKLAND UNIFIED	54/61259-09-010	Charter	D	6/5/2017	2/28/2018	0.00	1,136,442.50	1,136,442.50	2,272,885.00	42,185,890.16	2,272,885.00	No	No
KINGS	ISLAND UNION ELEMENTARY	57/63933-00-001	Modernization	G	4/24/2014	6/27/2018	256,111.00	0.00	384,168.00	640,279.00	42,826,169.16	640,279.00	Yes	No
SOLANO	SOLANO COUNTY OFFICE OF EDUCATION	57/10488-00-022	Modernization	G	4/28/2014	6/27/2018	292,000.00	0.00	438,000.00	730,000.00	43,556,169.16	730,000.00	Yes	Yes
SOLANO	SOLANO COUNTY OFFICE OF EDUCATION	57/10488-00-022	Modernization	G	4/28/2014	9/26/2018	23,746.00	0.00	35,618.00	59,364.00	43,615,533.16	59,364.00	Yes	Yes
KERN	MCFARLAND UNIFIED	57/73908-00-006	Modernization	G	5/12/2014	6/27/2018	0.00	0.00	1,200,683.00	1,200,683.00	44,816,216.16	1,200,683.00	Yes	Yes
TULARE	WOODLAKE UNIFIED	57/76794-00-002	Modernization	G	5/14/2014	6/27/2018	0.00	0.00	2,594,328.00	2,594,328.00	47,410,544.16	2,594,328.00	Yes	Yes
SAN JOAQUIN	LINCOLN UNIFIED	57/68569-00-013	Modernization	G	6/12/2014	8/15/2018	0.00	0.00	260,771.00	260,771.00	47,671,315.16	260,771.00	Yes	Yes
SAN JOAQUIN	LINCOLN UNIFIED	57/68569-00-014	Modernization	G	6/12/2014	8/15/2018	0.00	0.00	676,118.00	676,118.00	48,347,433.16	676,118.00	Yes	Yes
TULARE	THREE RIVERS UNION ELEMENTARY	57/72207-00-002	Modernization	G	4/11/2014	1/22/2019	0.00	0.00	1,033,272.00	1,033,272.00	49,380,705.16	1,033,272.00	Yes	Yes
ALAMEDA	OAKLAND UNIFIED	54/61259-12-005	Charter	D	5/26/2017	1/22/2019	0.00	185,933.00	185,933.00	371,866.00	49,752,571.16	371,866.00	No	Yes
ALAMEDA	OAKLAND UNIFIED	54/61259-12-006	Charter	D	5/26/2017	1/22/2019	0.00	189,067.00	189,067.00	378,134.00	50,130,705.16	378,134.00	No	Yes
SAN BERNARDINO	SAN BERNARDINO CITY UNIFIED	54/67876-00-004	Charter	D	6/5/2017	1/22/2019	0.00	229,399.00	229,399.00	458,798.00	50,589,503.16	458,798.00	No	No
SAN DIEGO	CAJON VALLEY UNION ELEMENTARY	54/67991-00-002	Charter	D	6/5/2017	1/22/2019	0.00	262,883.30	262,883.30	525,766.60	51,115,269.76	525,766.60	Yes	Yes
SAN DIEGO	CAJON VALLEY UNION ELEMENTARY	54/67991-00-003	Charter	D	6/5/2017	1/22/2019	0.00	174,177.90	174,177.90	348,355.80	51,463,625.56	348,355.80	Yes	Yes
FRESNO	WASHINGTON COLONY ELEMENTARY	50/62513-00-001	New Construction	G	8/20/2014	2/27/2019	720,898.07	0.00	852,965.00	1,573,863.07	53,037,488.63	1,573,863.07	Yes	Yes
FRESNO	CLOVIS UNIFIED	57/62117-00-042	Modernization	G	9/16/2014	2/27/2019	0.00	0.00	695,814.00	695,814.00	53,733,302.63	695,814.00	Yes	Yes
FRESNO	CLOVIS UNIFIED	57/62117-00-043	Modernization	G	9/16/2014	2/27/2019	0.00	0.00	1,007,271.00	1,007,271.00	54,740,573.63	1,007,271.00	Yes	Yes
SAN BERNARDINO	COLTON JOINT UNIFIED	57/67686-00-018	Modernization	G	9/17/2014	2/27/2019	0.00	0.00	3,864,418.00	3,864,418.00	58,604,991.63	3,864,418.00	Yes	Yes
ALAMEDA	DUBLIN UNIFIED	50/75093-00-010	New Construction	G	9/19/2014	2/27/2019	0.00	0.00	28,232,500.00	28,232,500.00	86,837,491.63	28,232,500.00	Yes	No
FRESNO	CLOVIS UNIFIED	50/62117-00-020	New Construction	G	9/23/2014	2/27/2019	0.00	0.00	342,318.00	342,318.00	87,179,809.63	342,318.00	Yes	Yes
FRESNO	CLOVIS UNIFIED	57/62117-00-044	Modernization	G	9/23/2014	2/27/2019	0.00	0.00	2,098,726.00	2,098,726.00	89,278,535.63	2,098,726.00	Yes	Yes
SAN JOAQUIN	RIPON UNIFIED	50/68650-00-006	New Construction	G	9/25/2014	2/27/2019	0.00	0.00	6,566,866.00	6,566,866.00	95,845,401.63	6,566,866.00	Yes	Yes
SAN BERNARDINO	COLTON JOINT UNIFIED	57/67686-00-020	Modernization	G	9/25/2014	2/27/2019	0.00	0.00	2,668,530.00	2,668,530.00	98,513,931.63	2,668,530.00	Yes	Yes
SAN BERNARDINO	COLTON JOINT UNIFIED	57/67686-00-021	Modernization	G	10/3/2014	2/27/2019	0.00	0.00	1,690,689.00	1,690,689.00	100,204,620.63	1,690,689.00	Yes	Yes
FRESNO	CLOVIS UNIFIED	57/62117-00-045	Modernization	G	10/6/2014	2/27/2019	0.00	0.00	2,460,977.00	2,460,977.00	102,665,597.63	2,460,977.00	Yes	Yes
SANTA BARBARA	SANTA BARBARA UNIFIED	57/76786-00-007	Modernization	G	10/8/2014	2/27/2019	0.00	0.00	777,419.00	777,419.00	103,443,016.63	777,419.00	Yes	Yes
SAN FRANCISCO	SAN FRANCISCO UNIFIED	57/68478-26-005	Modernization	G	10/10/2014	2/27/2019	0.00	0.00	20,675,197.00	20,675,197.00	124,118,213.63	20,675,197.00	Yes	No
SAN FRANCISCO	SAN FRANCISCO UNIFIED	57/68478-00-051	Modernization	G	10/22/2014	2/27/2019	0.00	0.00	6,334,251.00	6,334,251.00	130,452,464.63	6,334,251.00	Yes	No
SAN BERNARDINO	ETIWANDA ELEMENTARY	50/67702-00-014	New Construction	G	10/23/2014	2/27/2019	0.00	0.00	1,691,195.00	1,691,195.00	132,143,659.63	1,691,195.00	Yes	Yes
SAN DIEGO	CHULA VISTA ELEMENTARY	54/68023-00-002	Charter	G	10/24/2018	2/27/2019	0.00	0.00	2,865,666.00	2,865,666.00	135,009,325.63	2,865,666.00	Yes	No
VENTURA	SIMI VALLEY UNIFIED	57/72603-00-033	Modernization	G	10/29/2014	2/27/2019	0.00	0.00	1,996,455.00	1,996,455.00	137,005,780.63	1,996,455.00	Yes	Yes
LOS ANGELES	NEWHALL ELEMENTARY	50/64832-00-005	New Construction	G	10/30/2014	2/27/2019	0.00	0.00	5,214,730.00	5,214,730.00	142,220,510.63	5,214,730.00	Yes	No
LOS ANGELES	NEWHALL ELEMENTARY	50/64832-00-006	New Construction	G	10/30/2014	2/27/2019	0.00	0.00	5,046,085.00	5,046,085.00	147,266,595.63	5,046,085.00	Yes	Yes
VENTURA	OXNARD ELEMENTARY	57/72538-00-026	Modernization	G	11/13/2014	2/27/2019	0.00	0.00	1,097,886.00	1,097,886.00	148,364,481.63	1,097,886.00	Yes	Yes
VENTURA	OXNARD ELEMENTARY	50/72538-00-011	New Construction	G	11/14/2014	2/27/2019	0.00	0.00	9,680,523.00	9,680,523.00	158,045,004.63	9,680,523.00	Yes	Yes
GLENN	PLAZA ELEMENTARY	50/62638-00-002	New Construction	D	12/3/2014	2/27/2019	129,287.00	0.00	129,383.00	258,670.00	158,303,674.63	258,670.00	Yes	Yes
TULARE	LIBERTY ELEMENTARY	50/71985-00-003	New Construction	D	12/3/2014	2/27/2019	676,272.00	0.00	749,181.00	1,425,453.00	159,729,127.63	1,425,453.00	Yes	Yes
TULARE	VISALIA UNIFIED	50/72256-00-028	New Construction	G	12/3/2014	2/27/2019	0.00	0.00	5,721,022.00	5,721,022.00	165,450,149.63	5,721,022.00	Yes	No
TULARE	VISALIA UNIFIED	57/72256-00-021	Modernization	G	12/3/2014	2/27/2019	0.00	0.00	711,314.00	711,314.00	166,161,463.63	711,314.00	Yes	No
FRESNO	CENTRAL UNIFIED	50/73965-00-018	New Construction	G	10/31/2014	3/27/2019	0.00	0.00	41,273,291.00	41,273,291.00	207,434,754.63	41,273,291.00	Yes	No
MARIN	MILL VALLEY ELEMENTARY	57/65391-00-009	Modernization	G	12/5/2014	3/27/2019	0.00	0.00	1,727,462.00	1,727,462.00	209,162,216.63	1,727,462.00	Yes	No
FRESNO	CLOVIS UNIFIED	57/62117-00-046	Modernization	G	12/23/2014	3/27/2019	0.00	0.00	3,207,308.00	3,207,308.00	212,369,524.63	3,207,308.00	Yes	No
SAN FRANCISCO	SAN FRANCISCO UNIFIED	57/68478-00-052	Modernization	G	12/23/2014	3/27/2019	0.00	0.00	2,418,650.00	2,418,650.00	214,788,174.63	2,418,650.00	Yes	No
SAN FRANCISCO	SAN FRANCISCO UNIFIED	57/68478-00-053	Modernization	G	12/23/2014	3/27/2019	0.00	0.00	4,617,773.00	4,617,773.00	219,405,947.63	4,617,773.00	Yes	No
MONTEREY	MONTEREY COUNTY OFFICE OF EDUCATION	50/10272-00-011	New Construction	G	12/30/2014	3/27/2019	3,644,938.00	0.00	3,820,607.00	7,465,545.00	226,871,492.63	7,465,545.00	Yes	Yes
BUTTE	MANZANITA ELEMENTARY	57/61499-00-001	Modernization	G	12/30/2014	3/27/2019	706,127.00	0.00	1,464,265.00	2,170,392.00	229,041,884.63	2,170,392.00	No	Yes
ORANGE	IRVINE UNIFIED	50/73650-00-021	New Construction	G	1/8/2015	3/27/2019	0.00	0.00	122,916,550.00	122,916,550.00	351,958,434.63	122,916,550.00	Yes	Yes
MARIN	ROSS VALLEY	50/75002-00-002	New Construction	G	10/28/2013	4/24/2019	0.00	0.00	2,934,760.00	2,934,760.00	354,893,194.63	2,934,760.00	Yes	Yes

Attachment G
Proposition 51 Unfunded Approvals Receiving Priority Funding Apportionments

SCHOOL FACILITY PROGRAM
State Allocation Board Meeting, September 25, 2019

County	School District	Application Number	Program	Approval	Received Date	SAB Unfunded Approval	Financial Hardship Apportionment	Loan	State Share	Total Apportionment	Cumulative Amount	Prop. 51	Submitted Certification Letter May 2019	Grant Agreement Received as of 05/29/2019
LOS ANGELES	LONG BEACH UNIFIED	57/64725-00-019	Modernization	G	2/5/2015	4/24/2019	0.00	0.00	8,332,211.00	8,332,211.00	385,158,571.63	8,332,211.00	Yes	No
ORANGE	ANAHEIM ELEMENTARY	57/66423-00-031	Modernization	G	2/17/2015	4/24/2019	0.00	0.00	5,625,925.00	5,625,925.00	390,784,496.63	5,625,925.00	Yes	No
SAN FRANCISCO	SAN FRANCISCO UNIFIED	57/68478-00-054	Modernization	G	2/17/2015	4/24/2019	0.00	0.00	2,378,323.00	2,378,323.00	393,162,819.63	2,378,323.00	Yes	No
KERN	McFARLAND UNIFIED	50/73908-00-010	New Construction	G	2/23/2015	4/24/2019	0.00	0.00	5,283,612.00	5,283,612.00	398,446,431.63	5,283,612.00	Yes	Yes
SAN JOAQUIN	JEFFERSON ELEMENTARY	57/68544-00-001	Modernization	G	3/19/2015	4/24/2019	0.00	0.00	2,583,090.00	2,583,090.00	401,029,521.63	2,583,090.00	Yes	Yes
SACRAMENTO	ELK GROVE UNIFIED	50/67314-00-044	New Construction	G	3/23/2015	4/24/2019	0.00	0.00	6,099,741.00	6,099,741.00	407,129,262.63	6,099,741.00	Yes	Yes
SACRAMENTO	ELK GROVE UNIFIED	57/67314-00-019	Modernization	G	3/23/2015	4/24/2019	0.00	0.00	1,349,280.00	1,349,280.00	408,478,542.63	1,349,280.00	Yes	Yes
SANTA CLARA	FREMONT UNION HIGH	50/69468-04-001	New Construction	G	3/25/2015	4/24/2019	0.00	0.00	1,862,325.00	1,862,325.00	410,340,867.63	1,862,325.00	Yes	Yes
GLENN	CAPAY JOINT UNION ELEMENTARY	57/62554-00-002	Modernization	G	3/27/2015	4/24/2019	727,145.00	0.00	1,142,699.00	1,869,844.00	412,210,711.63	1,869,844.00	Yes	No
SAN BERNARDINO	CHAFFEY JOINT UNION HIGH	50/67652-00-017	New Construction	G	4/3/2015	4/24/2019	0.00	0.00	2,416,773.00	2,416,773.00	414,627,484.63	2,416,773.00	Yes	No
KERN	BAKERSFIELD CITY ELEMENTARY	57/63321-00-016	Modernization	G	4/8/2015	4/24/2019	0.00	0.00	5,431,830.00	5,431,830.00	420,059,314.63	5,431,830.00	Yes	Yes
SANTA BARBARA	SANTA MARIA-BONITA	50/69120-00-018	New Construction	G	4/10/2015	4/24/2019	0.00	0.00	1,938,152.00	1,938,152.00	421,997,466.63	1,938,152.00	Yes	Yes
SANTA BARBARA	SANTA MARIA-BONITA	50/69120-00-019	New Construction	G	4/10/2015	4/24/2019	0.00	0.00	3,185,688.00	3,185,688.00	425,183,154.63	3,185,688.00	Yes	Yes
ORANGE	IRVINE UNIFIED	50/73650-00-022	New Construction	G	4/13/2015	4/24/2019	0.00	0.00	30,701,042.00	30,701,042.00	455,884,196.63	30,701,042.00	Yes	No
SAN FRANCISCO	SAN FRANCISCO UNIFIED	57/68478-00-055	Modernization	G	4/14/2015	4/24/2019	0.00	0.00	4,547,098.00	4,547,098.00	460,431,294.63	4,547,098.00	Yes	No
LOS ANGELES	SULPHUR SPRINGS UNION ELEMENTARY	50/65045-00-010	New Construction	G	4/28/2015	4/24/2019	0.00	0.00	5,692,799.00	5,692,799.00	466,124,093.63	5,692,799.00	Yes	Yes
ORANGE	IRVINE UNIFIED	50/73650-00-023	New Construction	G	4/29/2015	4/24/2019	0.00	0.00	39,693,767.00	39,693,767.00	505,817,860.63	39,693,767.00	Yes	Yes
SAN BERNARDINO	CHAFFEY JOINT UNION HIGH	50/67652-00-018	New Construction	G	5/1/2015	4/24/2019	0.00	0.00	2,815,318.00	2,815,318.00	508,633,178.63	2,815,318.00	Yes	No
SAN BERNARDINO	CHAFFEY JOINT UNION HIGH	50/67652-00-019	New Construction	G	5/7/2015	4/24/2019	0.00	0.00	3,543,020.00	3,543,020.00	512,176,198.63	3,543,020.00	Yes	No
SAN DIEGO	SAN DIEGUITO UNION HIGH	50/68346-00-004	New Construction	G	5/8/2015	4/24/2019	0.00	0.00	15,622,238.00	15,622,238.00	527,798,436.63	15,622,238.00	Yes	Yes
SAN DIEGO	SAN DIEGUITO UNION HIGH	50/68346-00-004	New Construction	G	5/8/2015	5/22/2019	0.00	0.00	9,385.00	9,385.00	527,807,821.63	9,385.00	Yes	Yes
LOS ANGELES	TEMPLE CITY UNIFIED	57/65052-00-009	Modernization	G	5/14/2015	4/24/2019	0.00	0.00	2,507,334.00	2,507,334.00	530,315,155.63	2,507,334.00	No	No
FRESNO	BURREL UNION ELEMENTARY	57/62042-00-001	Modernization	D	5/22/2015	4/24/2019	65,793.00	0.00	98,690.00	164,483.00	530,479,638.63	164,483.00	No	Yes
SAN FRANCISCO	SAN FRANCISCO UNIFIED	57/68478-00-057	Modernization	G	5/29/2015	4/24/2019	0.00	0.00	3,933,037.00	3,933,037.00	534,412,675.63	3,933,037.00	Yes	No
RIVERSIDE	PALM SPRINGS UNIFIED	57/67173-00-009	Modernization	G	6/11/2015	4/24/2019	0.00	0.00	4,034,846.00	4,034,846.00	538,447,521.63	4,034,846.00	Yes	Yes
LOS ANGELES	TEMPLE CITY UNIFIED	50/65052-00-002	New Construction	G	6/19/2015	4/24/2019	0.00	0.00	213,824.00	213,824.00	538,661,345.63	213,824.00	No	No
FRESNO	CLOVIS UNIFIED	57/62117-00-047	Modernization	G	6/19/2015	4/24/2019	0.00	0.00	3,083,950.00	3,083,950.00	541,745,295.63	3,083,950.00	Yes	No
TULARE	DINUBA UNIFIED	57/75531-00-010	Modernization	D	6/22/2015	4/24/2019	69,660.00	0.00	104,490.00	174,150.00	541,919,445.63	174,150.00	Yes	No
TULARE	DINUBA UNIFIED	57/75531-00-011	Modernization	D	6/22/2015	4/24/2019	17,179.00	0.00	83,592.00	100,771.00	543,057,818.63	100,771.00	Yes	No
SACRAMENTO	SACRAMENTO CITY UNIFIED	54/67439-00-008	Charter	S	6/5/2017	5/2/2019	0.00	212,228.00	212,228.00	424,456.00	543,482,274.63	424,456.00	No	No
TULARE	LINDSAY UNIFIED	57/71993-00-006	Modernization	G	7/18/2014	5/22/2019	1,086,994.00	0.00	1,630,935.00	2,717,929.00	546,200,203.63	2,717,929.00	Yes	Yes
TULARE	LINDSAY UNIFIED	57/71993-00-007	Modernization	G	7/18/2014	5/22/2019	0.00	0.00	1,786,615.00	1,786,615.00	547,986,818.63	1,786,615.00	Yes	Yes
TULARE	LINDSAY UNIFIED	57/71993-00-008	Modernization	G	7/18/2014	5/22/2019	1,027,429.00	0.00	1,541,144.00	2,568,573.00	550,555,391.63	2,568,573.00	Yes	Yes
SAN JOAQUIN	RIPON UNIFIED	57/68650-00-003	Modernization	G	10/23/2014	5/22/2019	0.00	0.00	517,128.00	517,128.00	551,072,519.63	517,128.00	Yes	No
LOS ANGELES	TEMPLE CITY UNIFIED	57/65052-00-010	Modernization	G	6/26/2015	5/22/2019	0.00	0.00	2,013,203.00	2,013,203.00	553,085,722.63	2,013,203.00	No	No
ORANGE	IRVINE UNIFIED	50/73650-00-024	New Construction	G	7/22/2015	5/22/2019	0.00	0.00	497,281.00	497,281.00	553,583,003.63	497,281.00	Yes	No
ORANGE	IRVINE UNIFIED	50/73650-00-025	New Construction	G	7/22/2015	5/22/2019	0.00	0.00	545,953.00	545,953.00	554,128,956.63	545,953.00	Yes	No
LOS ANGELES	CULVER CITY UNIFIED	57/64444-00-011	Modernization	G	7/27/2015	5/22/2019	0.00	0.00	713,588.00	713,588.00	554,842,544.63	713,588.00	Yes	No
SAN MATEO	SEQUOIA UNION HIGH	50/69062-01-006	New Construction	G	7/29/2015	5/22/2019	0.00	0.00	2,350,683.00	2,350,683.00	557,193,227.63	2,350,683.00	Yes	Yes
MONTEREY	ALISAL UNION	50/65961-00-009	New Construction	G	7/30/2015	5/22/2019	0.00	0.00	728,113.00	728,113.00	557,921,340.63	728,113.00	Yes	No
SOLANO	SOLANO COUNTY OFFICE OF EDUCATION	50/10488-00-029	New Construction	G	8/3/2015	5/22/2019	879,653.50	0.00	879,653.50	1,759,307.00	559,680,647.63	1,759,307.00	No	No
RIVERSIDE	PALM SPRINGS UNIFIED	50/67173-00-004	New Construction	G	8/3/2015	5/22/2019	0.00	0.00	902,970.00	902,970.00	560,583,617.63	902,970.00	Yes	Yes
VENTURA	OXNARD UNION HIGH	50/72546-00-001	New Construction	G	8/3/2015	5/22/2019	0.00	0.00	17,091,299.00	17,091,299.00	577,674,916.63	17,091,299.00	Yes	No
SOLANO	SOLANO COUNTY OFFICE OF EDUCATION	57/10488-00-020	Modernization	G	8/3/2015	5/22/2019	202,522.00	0.00	303,783.00	506,305.00	578,181,221.63	506,305.00	No	No
SOLANO	SOLANO COUNTY OFFICE OF EDUCATION	57/10488-00-028	Modernization	G	8/3/2015	5/22/2019	98,562.00	0.00	147,843.00	246,405.00	578,427,626.63	246,405.00	No	No
ORANGE	IRVINE UNIFIED	50/73650-00-026	New Construction	G	8/5/2015	5/22/2019	0.00	0.00	1,267,906.00	1,267,906.00	579,695,532.63	1,267,906.00	Yes	No
ORANGE	IRVINE UNIFIED	50/73650-00-027	New Construction	G	8/5/2015	5/22/2019	0.00	0.00	1,140,512.00	1,140,512.00	580,836,044.63	1,140,512.00	Yes	No
SACRAMENTO	TWIN RIVERS UNIFIED	57/76505-00-041	Modernization	G	8/6/2015	5/22/2019	0.00	0.00	323,982.00	323,982.00	581,160,026.63	323,982.00	Yes	No
FRESNO	CLOVIS UNIFIED	57/62117-00-048	Modernization	G	8/7/2015	5/22/2019	0.00	0.00	1,271,328.00	1,271,328.00	582,431,354.63	1,271,328.00	Yes	No
LOS ANGELES	CULVER CITY UNIFIED	57/64444-00-012	Modernization	G	8/11/2015	5/22/2019	0.00	0.00	654,609.00	654,609.00	583,085,963.63	654,609.00	Yes	No
LOS ANGELES	DOWNEY UNIFIED	50/64451-00-012	New Construction	G	8/12/2015	5/22/2019	0.00	0.00	221,014.00	221,014.00	583,306,977.63	221,014.00	Yes	No
MERCED	MERCED CITY ELEMENTARY	50/65771-00-017	New Construction	G	8/17/2015	5/22/2019	0.00	0.00	183,180.00	183,180.00	583,490,157.63	183,180.00	Yes	No
MERCED	MERCED CITY ELEMENTARY	50/65771-00-018	New Construction	G	8/17/2015	5/22/2019	0.00	0.00	282,564.00	282,564.00	583,772,721.63	282,564.00	Yes	No
MERCED	MERCED CITY ELEMENTARY	50/65771-00-019	New Construction	G	8/17/2015	5/22/2019	0.00	0.00	355,567.00	355,567.00	584,128,288.63	355,567.00	Yes	No
MERCED	MERCED CITY ELEMENTARY	50/65771-00-020	New Construction	G	8/17/2015	5/22/2019	0.00	0.00	5,952,067.00	5,952,067.00	590,080,355.63	5,952,067.00	Yes	No
FRESNO	FRESNO UNIFIED	50/62166-08-001	New Construction	G	8/17/2015	5/22/2019	0.00	0.00	1,657,361.00	1,657,361.00	591,737,716.63	1,657,361.00	Yes	No
FRESNO	SANGER UNIFIED	50/62414-00-015	New Construction	G	8/19/2015	5/22/2019	0.00	0.00	854,840.00	854,840.00	592,592,556.63	854,840.00	Yes	No
IMPERIAL	BRAWLEY ELEMENTARY	50/63073-00-001	New Construction	G	8/25/2015	5/22/2019	0.00	0.00	2,241,367.00	2,241,367.00	594,833,923.63	2,241,367.00	Yes	No
MARIN	LARKSPUR-CORTE MADERA	50/65367-00-001	New Construction	G	8/28/2015	5/22/2019	0.00	0.00	1,331,078.00	1,331,078.00	596,165,001.63	1,331,078.00	Yes	No
LOS ANGELES	POMONA UNIFIED	57/64907-00-026	Modernization	G	9/2/2015	5/22/2019	0.00	0.00	1,334,050.00	1,334,050.00	597,499,051.63	1,334,050.00	Yes	Yes
LOS ANGELES	POMONA UNIFIED	57/64907-00-027	Modernization	G	9/2/2015	5/22/2019	0.00	0.00	1,194,234.00	1,194,234.00	598,693,285.63	1,194,234.00	Yes	Yes
ALAMEDA	FREMONT UNIFIED	50/61176-00-005	New Construction	G	9/18/2015	5/22/2019	0.00	0.00	1,445,723.00	1,445,723.00	600,139,008.63	1,445,723.00	Yes	Yes
ALAMEDA	FREMONT UNIFIED	50/61176-00-006	New Construction	G	9/18/2015	5/22/2019	0.00	0.00	1,494,067.00	1,494,067.00	601,633,075.63	1,494,067.00	Yes	Yes
SANTA BARBARA	SANTA MARIA JOINT UNION HIGH	50/69310-00-006	New Construction	G	9/18/2015	5/22/2019	0.00	0.00	3,056,986.50	3,056,986.50	604,690,062.13	3,056,986.50	Yes	Yes
FRESNO	CLOVIS UNIFIED	50/62117-00-021	New Construction	G	9/22/2015	5/22/2019	0.00	0.00	12,225,281.00	12,225,281.00	616,915,343.13	12,225,281.00	Yes	No
FRESNO	CLOVIS UNIFIED	50/62117-00-021	New Construction	G	9/22/2015	8/28/2019	\$0.00	0.00	146,570.00	146,570.00	617,061,913.13	146,570.00	Yes	No
ORANGE	NEWPORT-MESA UNIFIED	50/66597-00-019	New Construction	G	9/22/2015	5/22/2019	0.00	0.00	1,742,015.00	1,742,015.00	618,8			

Attachment G
Proposition 51 Unfunded Approvals Receiving Priority Funding Apportionments

SCHOOL FACILITY PROGRAM
State Allocation Board Meeting, September 25, 2019

County	School District	Application Number	Program	Approval	Received Date	SAB Unfunded Approval	Financial Hardship Apportionment	Loan	State Share	Total Apportionment	Cumulative Amount	Prop. 51	Submitted Certification Letter May 2019	Grant Agreement Received as of 05/29/2019
KERN	TAFT CITY ELEMENTARY	57/63800-00-006	Modernization	G	9/30/2015	5/22/2019	0.00	0.00	577,274.00	577,274.00	631,932,780.13	577,274.00	Yes	No
SAN DIEGO	GROSSMONT UNION HIGH	50/68130-12-007	New Construction	G	10/1/2015	5/22/2019	0.00	0.00	2,558,969.00	2,558,969.00	634,491,749.13	2,558,969.00	Yes	No
FRESNO	RIVERDALE JOINT UNIFIED	50/75408-00-001	New Construction	G	10/1/2015	5/22/2019	0.00	0.00	1,907,637.00	1,907,637.00	636,399,386.13	1,907,637.00	Yes	Yes
SAN DIEGO	GROSSMONT UNION HIGH	57/68130-00-022	Modernization	G	10/1/2015	5/22/2019	0.00	0.00	360,971.00	360,971.00	636,760,357.13	360,971.00	Yes	No
TULARE	ALTA VISTA ELEMENTARY	57/71811-00-003	Modernization	D	10/2/2015	5/22/2019	117,012.00	0.00	185,189.00	302,201.00	637,062,558.13	302,201.00	Yes	No
ALAMEDA	OAKLAND UNIFIED	54/61259-13-003	Charter	G	11/16/2018	5/22/2019	0.00	877,948.60	877,948.60	1,755,897.20	638,818,455.33	1,755,897.20	Yes	Yes
ALAMEDA	OAKLAND UNIFIED	54/61259-13-004	Charter	G	11/16/2018	5/22/2019	0.00	599,181.80	599,181.80	1,198,363.60	640,016,818.93	1,198,363.60	Yes	Yes
KERN	MUROC JOINT UNIFIED	55/63685-00-001	Career Tech New Construction	G	1/29/2019	5/22/2019	0.00	0.00	3,000,000.00	3,000,000.00	643,016,818.93	3,000,000.00	Yes	Yes
KERN	MUROC JOINT UNIFIED	55/63685-00-002	Career Tech New Construction	G	1/29/2019	5/22/2019	0.00	0.00	3,000,000.00	3,000,000.00	646,016,818.93	3,000,000.00	Yes	Yes
SISKIYOU	SCOTT VALLEY UNIFIED	55/76455-00-001	Career Tech New Construction	G	2/7/2019	5/22/2019	0.00	0.00	500,000.00	500,000.00	646,516,818.93	500,000.00	Yes	No
SAN FRANCISCO	SAN FRANCISCO UNIFIED	59/68478-13-002	Career Tech Rehabilitation	G	2/7/2019	5/22/2019	0.00	1,433,437.00	1,433,437.00	647,950,255.93	1,433,437.00	1,433,437.00	Yes	No
MADERA	MADERA UNIFIED	55/65243-00-006	Career Tech New Construction	G	2/8/2019	5/22/2019	0.00	0.00	2,206,809.00	2,206,809.00	650,157,064.93	2,206,809.00	Yes	Yes
MADERA	MADERA UNIFIED	55/65243-00-007	Career Tech New Construction	G	2/8/2019	5/22/2019	0.00	0.00	697,962.00	697,962.00	650,855,026.93	697,962.00	Yes	Yes
TEHAMA	RED BLUFF JOINT UNION HIGH	55/71639-00-002	Career Tech New Construction	G	2/8/2019	5/22/2019	0.00	0.00	3,000,000.00	3,000,000.00	653,855,026.93	3,000,000.00	Yes	Yes
TULARE	LINDSAY UNIFIED	55/71993-00-002	Career Tech New Construction	G	2/8/2019	5/22/2019	0.00	0.00	3,000,000.00	3,000,000.00	656,855,026.93	3,000,000.00	Yes	No
MONTEREY	SOUTH MONTEREY COUNTY HIGH	59/60668-00-002	Career Tech Rehabilitation	G	2/8/2019	5/22/2019	0.00	0.00	1,500,000.00	1,500,000.00	658,355,026.93	1,500,000.00	Yes	No
LOS ANGELES	TORRANCE UNIFIED	55/65060-00-006	Career Tech New Construction	G	2/11/2019	5/22/2019	0.00	0.00	3,000,000.00	3,000,000.00	661,355,026.93	3,000,000.00	Yes	No
RIVERSIDE	PALM SPRINGS UNIFIED	55/67173-00-001	Career Tech New Construction	G	2/11/2019	5/22/2019	0.00	0.00	2,608,891.00	2,608,891.00	663,963,917.93	2,608,891.00	Yes	No
RIVERSIDE	PERRIS UNION HIGH	55/67207-00-004	Career Tech New Construction	G	2/11/2019	5/22/2019	0.00	0.00	3,000,000.00	3,000,000.00	666,963,917.93	3,000,000.00	Yes	No
RIVERSIDE	PERRIS UNION HIGH	55/67207-00-005	Career Tech New Construction	G	2/11/2019	5/22/2019	0.00	0.00	3,000,000.00	3,000,000.00	669,963,917.93	3,000,000.00	Yes	No
MARIN	NOVATO UNIFIED	55/65417-00-002	Career Tech New Construction	G	2/12/2019	5/22/2019	0.00	0.00	1,428,480.00	1,428,480.00	671,392,397.93	1,428,480.00	Yes	Yes
ORANGE	SANTA ANA UNIFIED	55/66670-00-003	Career Tech New Construction	G	2/12/2019	5/22/2019	0.00	0.00	3,000,000.00	3,000,000.00	674,392,397.93	3,000,000.00	No	No
FRESNO	KINGS CANYON JOINT UNIFIED	55/62265-00-003	Career Tech New Construction	G	2/13/2019	5/22/2019	0.00	0.00	388,061.00	388,061.00	674,780,458.93	388,061.00	Yes	No
LOS ANGELES	LOS ANGELES UNIFIED	55/64733-00-022	Career Tech New Construction	G	2/13/2019	5/22/2019	0.00	0.00	3,000,000.00	3,000,000.00	677,780,458.93	3,000,000.00	No	No
LOS ANGELES	LOS ANGELES UNIFIED	55/64733-00-026	Career Tech New Construction	G	2/13/2019	5/22/2019	0.00	0.00	2,834,843.00	2,834,843.00	680,615,301.93	2,834,843.00	Yes	No
SANTA CRUZ	SAN LORENZO VALLEY UNIFIED	55/69807-00-002	Career Tech New Construction	G	2/13/2019	5/22/2019	0.00	0.00	2,418,655.00	2,418,655.00	683,033,956.93	2,418,655.00	Yes	No
SANTA CRUZ	SAN LORENZO VALLEY UNIFIED	55/69807-00-003	Career Tech New Construction	G	2/13/2019	5/22/2019	0.00	0.00	2,420,583.00	2,420,583.00	685,454,539.93	2,420,583.00	Yes	No
LOS ANGELES	LOS ANGELES UNIFIED	59/64733-00-031	Career Tech Rehabilitation	G	2/13/2019	5/22/2019	0.00	0.00	1,147,372.00	1,147,372.00	686,601,911.93	1,147,372.00	No	No
SAN DIEGO	SAN DIEGO UNIFIED	59/68338-00-010	Career Tech Rehabilitation	G	2/13/2019	5/22/2019	0.00	0.00	388,562.00	388,562.00	686,990,473.93	388,562.00	Yes	No
SAN DIEGO	SAN DIEGO UNIFIED	59/68338-00-015	Career Tech Rehabilitation	G	2/13/2019	5/22/2019	0.00	0.00	1,500,000.00	1,500,000.00	688,490,473.93	1,500,000.00	Yes	No
ALAMEDA	CASTRO VALLEY UNIFIED	55/61150-00-001	Career Tech New Construction	G	2/14/2019	5/22/2019	0.00	0.00	2,889,208.00	2,889,208.00	691,379,681.93	2,889,208.00	Yes	No
FRESNO	LOVIS UNIFIED	55/62117-00-013	Career Tech New Construction	G	2/14/2019	5/22/2019	0.00	0.00	890,041.00	890,041.00	692,269,722.93	890,041.00	Yes	No
FRESNO	FRESNO UNIFIED	55/62166-00-010	Career Tech New Construction	G	2/14/2019	5/22/2019	0.00	0.00	3,000,000.00	3,000,000.00	695,269,722.93	3,000,000.00	Yes	No
LOS ANGELES	CENTINELA VALLEY UNION HIGH	55/64352-00-005	Career Tech New Construction	G	2/14/2019	5/22/2019	0.00	0.00	2,029,092.00	2,029,092.00	697,298,814.93	2,029,092.00	Yes	Yes
LOS ANGELES	WILLIAM S. HART UNION HIGH	55/65136-00-002	Career Tech New Construction	G	2/14/2019	5/22/2019	0.00	0.00	1,788,577.00	1,788,577.00	699,087,391.93	1,788,577.00	Yes	Yes
MERCED	HILMAR UNIFIED	55/65698-00-001	Career Tech New Construction	G	2/14/2019	5/22/2019	0.00	0.00	861,580.00	861,580.00	699,948,971.93	861,580.00	No	No
NAPA	NAPA VALLEY UNIFIED	55/66266-00-005	Career Tech New Construction	G	2/14/2019	5/22/2019	0.00	0.00	1,680,213.00	1,680,213.00	701,629,184.93	1,680,213.00	Yes	No
NAPA	NAPA VALLEY UNIFIED	55/66266-00-006	Career Tech New Construction	G	2/14/2019	5/22/2019	0.00	0.00	3,000,000.00	3,000,000.00	704,629,184.93	3,000,000.00	Yes	No
RIVERSIDE	MORENO VALLEY UNIFIED	55/67124-00-001	Career Tech New Construction	G	2/14/2019	5/22/2019	0.00	0.00	3,000,000.00	3,000,000.00	707,629,184.93	3,000,000.00	Yes	No
TEHAMA	CORNING UNION HIGH	55/71506-00-001	Career Tech New Construction	G	2/14/2019	5/22/2019	0.00	0.00	676,660.00	676,660.00	708,305,844.93	676,660.00	Yes	No
VENTURA	FILLMORE UNIFIED	55/72454-00-002	Career Tech New Construction	G	2/14/2019	5/22/2019	0.00	0.00	3,000,000.00	3,000,000.00	711,305,844.93	3,000,000.00	Yes	No
YUBA	WHEATLAND UNION HIGH	55/72769-00-001	Career Tech New Construction	G	2/14/2019	5/22/2019	0.00	0.00	2,995,859.00	2,995,859.00	714,301,703.93	2,995,859.00	No	No
ORANGE	IRVINE UNIFIED	55/73650-00-005	Career Tech New Construction	G	2/14/2019	5/22/2019	0.00	0.00	3,000,000.00	3,000,000.00	717,301,703.93	3,000,000.00	Yes	No
FRESNO	FIREBAUGH-LAS DELTAS UNIFIED	55/73809-00-002	Career Tech New Construction	G	2/14/2019	5/22/2019	0.00	0.00	2,193,832.00	2,193,832.00	719,495,535.93	2,193,832.00	Yes	No
MADERA	GOLDEN VALLEY UNIFIED	55/75580-00-004	Career Tech New Construction	G	2/14/2019	5/22/2019	0.00	0.00	234,891.00	234,891.00	719,730,426.93	234,891.00	Yes	Yes
MADERA	GOLDEN VALLEY UNIFIED	55/75580-00-005	Career Tech New Construction	G	2/14/2019	5/22/2019	0.00	0.00	3,000,000.00	3,000,000.00	722,730,426.93	3,000,000.00	Yes	No
LOS ANGELES	WISEBURN UNIFIED	55/76869-00-001	Career Tech New Construction	G	2/14/2019	5/22/2019	0.00	0.00	130,269.00	130,269.00	722,860,695.93	130,269.00	Yes	No
LOS ANGELES	WISEBURN UNIFIED	55/76869-00-002	Career Tech New Construction	G	2/14/2019	5/22/2019	0.00	0.00	113,376.00	113,376.00	722,974,071.93	113,376.00	Yes	No
LOS ANGELES	WISEBURN UNIFIED	55/76869-00-003	Career Tech New Construction	G	2/14/2019	5/22/2019	0.00	0.00	555,286.00	555,286.00	723,529,357.93	555,286.00	Yes	No
LOS ANGELES	WISEBURN UNIFIED	55/76869-00-004	Career Tech New Construction	G	2/14/2019	5/22/2019	0.00	0.00	829,096.00	829,096.00	724,358,453.93	829,096.00	Yes	No
BUTTE	CHICO UNIFIED	55/61424-00-006	Career Tech New Construction	G	2/14/2019	5/22/2019	0.00	0.00	748,639.00	748,639.00	725,107,092.93	748,639.00	No	No
BUTTE	CHICO UNIFIED	59/61424-00-008	Career Tech Rehabilitation	G	2/14/2019	5/22/2019	0.00	0.00	363,922.00	363,922.00	725,471,014.93	363,922.00	Yes	No
FRESNO	FRESNO UNIFIED	59/62166-00-005	Career Tech Rehabilitation	G	2/14/2019	5/22/2019	0.00	0.00	848,442.00	848,442.00	726,319,456.93	848,442.00	Yes	No
LOS ANGELES	LYNWOOD UNIFIED	59/64774-00-001	Career Tech Rehabilitation	G	2/14/2019	5/22/2019	0.00	0.00	248,946.00	248,946.00	726,568,402.93	248,946.00	Yes	No
RIVERSIDE	ALVORD UNIFIED	59/66977-00-001	Career Tech Rehabilitation	G	2/14/2019	5/22/2019	0.00	0.00	1,499,528.00	1,499,528.00	728,067,930.93	1,499,528.00	Yes	No
SACRAMENTO	SAN JUAN UNIFIED	59/67447-00-003	Career Tech Rehabilitation	G	2/14/2019	5/22/2019	0.00	0.00	1,500,000.00	1,500,000.00	729,567,930.93	1,500,000.00	Yes	No
FRESNO	FIREBAUGH-LAS DELTAS UNIFIED	59/73809-00-003	Career Tech Rehabilitation	G	2/14/2019	5/22/2019	0.00	0.00	2,293,128.00	2,293,128.00	731,861,058.93	2,293,128.00	Yes	No
FRESNO	LOVIS UNIFIED	55/62117-00-014	Career Tech New Construction	G	2/14/2019	5/22/2019	0.00	0.00	1,698,156.00	1,698,156.00	733,559,214.93	1,698,156.00	Yes	No
FRESNO	FOWLER UNIFIED	55/62158-00-001	Career Tech New Construction	G	2/15/2019	5/22/2019	0.00	0.00	805,777.00	805,777.00	734,364,991.93	805,777.00	Yes	No
KERN	KERN HIGH	55/63529-00-018	Career Tech New Construction	G	2/15/2019	5/22/2019	0.00	0.00	1,040,424.00	1,040,424.00	735,405,415.93	1,040,424.00	No	No
KERN	KERN HIGH	55/63529-00-019	Career Tech New Construction	G	2/15/2019	5/22/2019	0.00	0.00	428,790.00	428,790.00	735,834,205.93	428,790.00	Yes	No
LOS ANGELES	LONG BEACH UNIFIED	55/64725-00-006	Career Tech New Construction	G	2/15/2019	5/22/2019	0.00	0.00	1,985,450.00	1,985,450.00	737,819,655.93	1,985,450.00	Yes	No
LOS ANGELES	LONG BEACH UNIFIED	55/64725-00-007	Career Tech New Construction	G	2/15/2019	5/22/2019	0.00	0.00	1,388,977.00	1,388,977.00	739,208,632.93	1,388,977.00	Yes	No
LOS ANGELES	LONG BEACH UNIFIED	55/64725-00-008	Career Tech New Construction	G	2/15/2019	5/22/2019	0.00	0.00	1,362,735.00	1,362,735.00	740,571,367.93	1,362,735.00	Yes	No
PLACER	TAHOE-TRUCKEE UNIFIED	55/66944-00-003	Career Tech New Construction	G	2/15/2019	5/22/2019	0.00	0.00	939,576.00	939,576.00	741,510,943.93	939,576.00	Yes	No
RIVERSIDE	BANNING UNIFIED	55/66985-00-002	Career Tech New Construction	G	2/15/2019	5/22/2019	0.00	0.00	3,000,000.00	3,000,000.00	744,510,943.93	3,000,000.00		

Attachment G
Proposition 51 Unfunded Approvals Receiving Priority Funding Apportionments

SCHOOL FACILITY PROGRAM
State Allocation Board Meeting, September 25, 2019

County	School District	Application Number	Program	Approval	Received Date	SAB Unfunded Approval	Financial Handship Apportionment	Loan	State Share	Total Apportionment	Cumulative Amount	Prop. 51	Submitted Certification Letter May 2019	Grant Agreement Received as of 05/29/2019
RIVERSIDE	VAL VERDE UNIFIED	55/75242-02-002	Career Tech New Construction	G	2/15/2019	5/22/2019	0.00	0.00	239,941.00	239,941.00	753,369,197.93	239,941.00	Yes	No
FRESNO	CARUTHERS UNIFIED	55/75598-00-001	Career Tech New Construction	G	2/15/2019	5/22/2019	0.00	0.00	1,551,155.00	1,551,155.00	754,920,352.93	1,551,155.00	Yes	No
ALAMEDA	OAKLAND UNIFIED	59/61259-00-002	Career Tech Rehabilitation	G	2/15/2019	5/22/2019	0.00	0.00	1,500,000.00	1,500,000.00	756,420,352.93	1,500,000.00	Yes	No
VENTURA	OXNARD UNION HIGH	59/72546-00-008	Career Tech Rehabilitation	G	2/15/2019	5/22/2019	0.00	0.00	757,998.00	757,998.00	757,178,350.93	757,998.00	Yes	No
YOLO	WASHINGTON UNIFIED	59/72694-00-002	Career Tech Rehabilitation	G	2/15/2019	5/22/2019	0.00	0.00	1,500,000.00	1,500,000.00	758,678,350.93	1,500,000.00	Yes	No
FRESNO	GOLDEN PLAINS UNIFIED	59/75234-00-002	Career Tech Rehabilitation	G	2/15/2019	5/22/2019	0.00	0.00	701,415.00	701,415.00	759,379,765.93	701,415.00	Yes	No
LOS ANGELES	GLENDALE UNIFIED	55/64568-00-001	Career Tech New Construction	G	2/20/2019	5/22/2019	0.00	0.00	3,000,000.00	3,000,000.00	762,379,765.93	3,000,000.00	Yes	No
BUTTE	BIGGS UNIFIED	57/61408-00-001	Modernization	G	2/3/2015	6/26/2019	972,084.00	0.00	2,006,572.00	2,978,656.00	765,358,421.93	2,978,656.00	N/A	N/A
BUTTE	BIGGS UNIFIED	57/61408-00-002	Modernization	G	2/3/2015	6/26/2019	1,281,435.00	0.00	1,922,153.00	3,203,588.00	768,562,009.93	3,203,588.00	N/A	N/A
BUTTE	BIGGS UNIFIED	57/61408-00-003	Modernization	G	2/3/2015	6/26/2019	550,447.00	0.00	825,670.00	1,376,117.00	769,938,126.93	1,376,117.00	N/A	N/A
BUTTE	BIGGS UNIFIED	57/61408-00-004	Modernization	G	2/3/2015	6/26/2019	219,882.00	0.00	329,822.00	549,704.00	770,487,830.93	549,704.00	N/A	N/A
SAN DIEGO	SAN MARCOS UNIFIED	50/73791-00-015	New Construction	G	8/3/2015	6/26/2019	0.00	0.00	31,305,846.00	31,305,846.00	801,793,676.93	31,305,846.00	N/A	N/A
FRESNO	SANGER UNIFIED	50/62414-00-016	New Construction	G	10/5/2015	6/26/2019	0.00	0.00	1,047,772.00	1,047,772.00	802,841,448.93	1,047,772.00	N/A	N/A
FRESNO	SANGER UNIFIED	57/62414-00-015	Modernization	G	10/5/2015	6/26/2019	\$0.00	0.00	1,988,531.00	1,988,531.00	804,829,979.93	1,988,531.00	N/A	N/A
VENTURA	VENTURA COUNTY OFFICE OF EDUCATION	50/10561-00-004	New Construction	D	10/9/2015	6/26/2019	\$179,641.50	0.00	683,124.50	862,766.00	805,692,745.93	862,766.00	N/A	Yes
VENTURA	VENTURA COUNTY OFFICE OF EDUCATION	57/10561-00-005	Modernization	D	10/9/2015	6/26/2019	\$63,024.00	0.00	94,536.00	157,560.00	805,850,305.93	157,560.00	N/A	Yes
STANISLAUS	SHILOH ELEMENTARY	50/71274-00-001	New Construction	D	10/19/2015	6/26/2019	\$2,234,673.00	0.00	2,234,673.00	4,469,346.00	810,319,651.93	4,469,346.00	N/A	N/A
STANISLAUS	SHILOH ELEMENTARY	50/71274-00-001	New Construction	G	10/19/2015	8/28/2019	\$7,353.00	0.00	\$7,353.00	14,706.00	810,334,357.93	14,706.00	N/A	N/A
LOS ANGELES	CULVER CITY UNIFIED	57/64444-00-013	Modernization	G	10/19/2015	6/26/2019	\$0.00	0.00	603,304.00	603,304.00	810,937,661.93	603,304.00	N/A	N/A
STANISLAUS	NEWMAN-CROWS LANDING UNIFIED	57/73601-00-003	Modernization	G	10/23/2015	6/26/2019	\$0.00	0.00	469,044.00	469,044.00	811,406,705.93	469,044.00	N/A	Yes
ORANGE	SADDLEBACK VALLEY UNIFIED	57/73635-00-035	Modernization	G	10/26/2015	6/26/2019	\$0.00	0.00	1,853,397.00	1,853,397.00	813,260,102.93	1,853,397.00	N/A	N/A
ALAMEDA	FREMONT UNIFIED	50/61176-00-007	New Construction	G	10/29/2015	6/26/2019	\$0.00	0.00	5,398,078.00	5,398,078.00	818,658,180.93	5,398,078.00	N/A	Yes
BUTTE	CHICO UNIFIED	50/61424-00-004	New Construction	G	10/30/2015	6/26/2019	\$0.00	0.00	1,496,807.00	1,496,807.00	820,154,987.93	1,496,807.00	N/A	Yes
BUTTE	CHICO UNIFIED	50/61424-00-005	New Construction	G	10/30/2015	6/26/2019	\$0.00	0.00	750,548.00	750,548.00	820,905,535.93	750,548.00	N/A	Yes
BUTTE	CHICO UNIFIED	50/61424-00-006	New Construction	G	10/30/2015	6/26/2019	\$0.00	0.00	1,378,982.00	1,378,982.00	822,284,517.93	1,378,982.00	N/A	Yes
MONTEREY	SALINAS UNION HIGH	50/66159-00-006	New Construction	G	10/30/2015	6/26/2019	\$0.00	0.00	33,246,859.00	33,246,859.00	855,531,376.93	33,246,859.00	N/A	Yes
RIVERSIDE	PALM SPRINGS UNIFIED	50/67173-00-005	New Construction	G	10/30/2015	6/26/2019	\$0.00	0.00	3,082,042.00	3,082,042.00	858,613,418.93	3,082,042.00	N/A	Yes
SACRAMENTO	ELK GROVE UNIFIED	50/67314-00-045	New Construction	G	10/30/2015	6/26/2019	\$0.00	0.00	12,657,626.00	12,657,626.00	871,271,044.93	12,657,626.00	N/A	N/A
SACRAMENTO	ELK GROVE UNIFIED	50/67314-00-045	New Construction	G	10/30/2015	8/28/2019	\$0.00	0.00	\$195,305.00	195,305.00	871,466,349.93	195,305.00	N/A	N/A
BUTTE	CHICO UNIFIED	57/61424-00-005	Modernization	G	10/30/2015	6/26/2019	\$0.00	0.00	931,585.00	931,585.00	872,397,934.93	931,585.00	N/A	Yes
SACRAMENTO	SAN JUAN UNIFIED	57/67447-00-059	Modernization	G	10/30/2015	6/26/2019	\$0.00	0.00	968,849.00	968,849.00	873,366,783.93	968,849.00	N/A	Yes
ORANGE	ORANGE COUNTY OFFICE OF EDUCATION	50/10306-00-019	New Construction	G	11/2/2015	6/26/2019	\$5,002,683.00	0.00	6,221,590.00	11,224,273.00	884,591,056.93	11,224,273.00	N/A	N/A
SAN DIEGO	GROSSMONT UNION HIGH	50/68130-12-009	New Construction	G	11/2/2015	6/26/2019	\$0.00	0.00	2,039,552.00	2,039,552.00	886,630,608.93	2,039,552.00	N/A	N/A
SAN BERNARDINO	CENTRAL ELEMENTARY	57/67645-00-005	Modernization	G	11/3/2015	6/26/2019	\$0.00	0.00	2,469,539.00	2,469,539.00	889,100,147.93	2,469,539.00	N/A	Yes
TULARE	SUNDALE UNION ELEMENTARY	50/72173-00-006	New Construction	D	11/20/2015	6/26/2019	\$695,625.50	0.00	697,154.50	1,392,780.00	890,492,927.93	1,392,780.00	N/A	N/A
LOS ANGELES	POMONA UNIFIED	57/64907-00-028	Modernization	G	11/23/2015	6/26/2019	\$0.00	0.00	2,620,352.00	2,620,352.00	893,113,279.93	2,620,352.00	N/A	N/A
SANTA BARBARA	SANTA BARBARA UNIFIED	57/76786-00-008	Modernization	G	11/30/2015	6/26/2019	\$0.00	0.00	313,904.00	313,904.00	893,427,183.93	313,904.00	N/A	N/A
TULARE	OAK VALLEY UNION ELEMENTARY	57/72017-00-003	Modernization	D	12/1/2015	6/26/2019	\$46,143.00	0.00	156,735.00	202,878.00	893,630,061.93	202,878.00	N/A	N/A
ORANGE	PLACENTIA-YORBA LINDA UNIFIED	57/66647-00-037	Modernization	G	12/7/2015	6/26/2019	\$0.00	0.00	2,352,210.00	2,352,210.00	895,982,271.93	2,352,210.00	N/A	N/A
PLACER	ROCKLIN UNIFIED	50/75085-00-013	New Construction	G	12/29/2015	6/26/2019	\$0.00	0.00	3,628,185.00	3,628,185.00	899,610,456.93	3,628,185.00	N/A	Yes
TULARE	TIPTON ELEMENTARY	57/72215-00-002	Modernization	D	1/5/2016	6/26/2019	\$133,320.00	0.00	221,519.00	354,839.00	899,965,295.93	354,839.00	N/A	Yes
CONTRA COSTA	ANTIOCH UNIFIED	57/61648-00-012	Modernization	G	1/22/2016	6/26/2019	\$0.00	0.00	877,671.00	877,671.00	900,842,966.93	877,671.00	N/A	Yes
PLACER	ROSEVILLE CITY ELEMENTARY	50/66910-00-014	New Construction	G	1/27/2016	6/26/2019	\$0.00	0.00	10,898,580.00	10,898,580.00	911,741,546.93	10,898,580.00	N/A	Yes
CONTRA COSTA	SAN RAMON VALLEY UNIFIED	57/61804-00-023	Modernization	G	1/29/2016	6/26/2019	\$0.00	0.00	850,988.00	850,988.00	912,592,534.93	850,988.00	N/A	Yes
SAN DIEGO	GROSSMONT UNION HIGH	57/68130-00-023	Modernization	G	2/10/2016	6/26/2019	\$0.00	0.00	858,545.00	858,545.00	913,451,079.93	858,545.00	N/A	N/A
SAN DIEGO	GROSSMONT UNION HIGH	57/68130-00-024	Modernization	G	2/11/2016	6/26/2019	\$0.00	0.00	10,729,237.00	10,729,237.00	924,180,316.93	10,729,237.00	N/A	N/A
SANTA CRUZ	HAPPY VALLEY ELEMENTARY	57/69757-00-001	Modernization	D	2/24/2016	6/26/2019	\$81,359.00	0.00	123,139.00	204,498.00	924,384,814.93	204,498.00	N/A	N/A
FRESNO	SANGER UNIFIED	57/62414-00-016	Modernization	G	2/25/2016	6/26/2019	\$0.00	0.00	517,559.00	517,559.00	924,902,373.93	517,559.00	N/A	N/A
RIVERSIDE	PERRIS ELEMENTARY	54/67199-00-002	Charter	D	6/5/2017	6/26/2019	\$0.00	0.00	111,668.80	111,668.80	925,014,042.73	111,668.80	N/A	Yes
LOS ANGELES	CULVER CITY UNIFIED	59/64444-00-002	Career Tech Rehabilitation	G	2/11/2019	6/26/2019	0.00	0.00	1,500,000.00	1,500,000.00	926,514,042.73	1,500,000.00	N/A	N/A
ALAMEDA	OAKLAND UNIFIED	54/61259-00-011	Charter	D	6/2/2017	7/23/2019	0.00	1,020,554.30	1,020,554.30	2,041,108.60	928,555,151.33	2,041,108.60	N/A	Yes
ALAMEDA	OAKLAND UNIFIED	54/61259-00-006	Charter	D	6/5/2017	7/23/2019	0.00	1,093,590.50	1,093,590.50	2,187,181.00	930,742,332.33	2,187,181.00	N/A	N/A
ALAMEDA	OAKLAND UNIFIED	54/61259-09-006	Charter	D	6/5/2017	7/23/2019	0.00	237,707.30	237,707.30	475,414.60	931,217,746.93	475,414.60	N/A	Yes
ALAMEDA	OAKLAND UNIFIED	54/61259-09-007	Charter	D	6/5/2017	7/23/2019	0.00	512,292.70	512,292.70	1,024,585.40	932,242,332.33	1,024,585.40	N/A	Yes
ALAMEDA	OAKLAND UNIFIED	54/61259-13-005	Charter	D	6/5/2017	7/23/2019	0.00	69,635.80	69,635.80	139,271.60	932,381,603.93	139,271.60	N/A	N/A
ALAMEDA	OAKLAND UNIFIED	54/61259-13-006	Charter	D	6/5/2017	7/23/2019	0.00	337,475.40	337,475.40	674,950.80	933,056,554.73	674,950.80	N/A	N/A
SANTA CLARA	EAST SIDE UNION HIGH	54/69427-00-005	Charter	D	6/5/2017	7/23/2019	0.00	1,552,568.80	1,552,568.80	3,105,137.60	936,161,692.33	3,105,137.60	N/A	N/A
SANTA CLARA	EAST SIDE UNION HIGH	54/69427-00-006	Charter	D	6/5/2017	7/23/2019	0.00	27,429.70	27,429.70	54,859.40	936,216,551.73	54,859.40	N/A	N/A
SOLANO	SOLANO COUNTY OFFICE OF EDUCATION	50/10488-00-032	New Construction	G	2/14/2013	8/28/2019	\$2,823,939.00	0.00	\$2,823,939.00	5,647,878.00	941,864,429.73	5,647,878.00	N/A	N/A
SOLANO	SOLANO COUNTY OFFICE OF EDUCATION	57/10488-00-027	Modernization	G	2/14/2013	8/28/2019	\$487,884.00	0.00	\$731,826.00	1,219,710.00	943,084,139.73	1,219,710.00	N/A	N/A
KINGS	ISLAND UNION ELEMENTARY	50/63933-00-001	New Construction	G	4/24/2014	8/28/2019	\$4,390,017.50	0.00	\$4,390,017.50	8,780,035.00	951,864,174.73	7,575,783.00	N/A	N/A
TULARE	VISALIA UNIFIED	50/72256-00-029	New Construction	G	3/29/2016	8/28/2019	\$0.00	0.00	\$13,549,016.00	13,549,016.00	965,413,190.73	13,549,016.00	N/A	N/A
SAN FRANCISCO	SAN FRANCISCO UNIFIED	57/68478-00-059	Modernization	G	4/4/2016	8/28/2019	\$0.00	0.00	\$1,970,048.00	1,970,048.00	967,383,238.73	1,970,048.00	N/A	N/A
SAN MATEO	SEQUOIA UNION HIGH	50/69062-01-011	New Construction	G	4/5/2016	8/28/2019	\$0.00	0.00	\$497,281.00	497,281.00	967,880,519.73	497,281.00	N/A	N/A
SAN MATEO	SEQUOIA UNION HIGH	50/69062-01-010	New Construction	G	4/6/2016	8/28/2019	\$0.00	0.00	\$4,956,586.00	4,956,586.00	972,837,105.73	4,956,586.00	N/A	N/A
FRESNO	CLAY JOINT ELEMENTARY	57/62109-00-002	Modernization	D	4/11/2016	8/28/2019	\$8,847.00	0.00	\$78,515.00	87,362.00	972,924,467.73	87,362.00	N/A	N/A
SACRAMENTO	N													

Attachment G
 Proposition 51 Unfunded Approvals Receiving Priority Funding Apportionments

SCHOOL FACILITY PROGRAM
 State Allocation Board Meeting, September 25, 2019

County	School District	Application Number	Program	Approval	Received Date	SAB Unfunded Approval	Financial Hardship Apportionment	Loan	State Share	Total Apportionment	Cumulative Amount	Prop. 51	Submitted Certification Letter May 2019	Grant Agreement Received as of 05/29/2019
FRESNO	SANGER UNIFIED	50/62414-00-017	New Construction	G	4/25/2016	8/28/2019	\$0.00	0.00	\$2,408,540.00	2,408,540.00	1,000,454,359.73	2,408,540.00	N/A	
LOS ANGELES	DOWNEY UNIFIED	50/64451-00-013	New Construction	G	4/25/2016	8/28/2019	\$0.00	0.00	\$1,197,086.00	1,197,086.00	1,001,651,445.73	1,197,086.00	N/A	
LOS ANGELES	NEWHALL ELEMENTARY	57/64832-00-004	Modernization	G	4/29/2016	8/28/2019	\$0.00	0.00	\$2,269,824.00	2,269,824.00	1,003,921,269.73	2,269,824.00	N/A	
CONTRA COSTA	SAN RAMON VALLEY UNIFIED	50/61804-02-010	New Construction	G	5/6/2016	8/28/2019	\$0.00	0.00	\$1,562,603.00	1,562,603.00	1,005,483,872.73	1,562,603.00	N/A	
SAN MATEO	SEQUOIA UNION HIGH	57/69062-00-036	Modernization	G	5/9/2016	8/28/2019	\$0.00	0.00	\$1,130,137.00	1,130,137.00	1,006,614,009.73	1,130,137.00	N/A	
LOS ANGELES	DOWNEY UNIFIED	57/64451-00-027	Modernization	G	5/11/2016	8/28/2019	\$0.00	0.00	\$1,171,433.00	1,171,433.00	1,007,785,442.73	1,171,433.00	N/A	
SAN BERNARDINO	CHAFFEY JOINT UNION HIGH	50/67652-00-020	New Construction	G	5/12/2016	8/28/2019	\$0.00	0.00	\$13,633,582.00	13,633,582.00	1,021,419,024.73	13,633,582.00	N/A	
CONTRA COSTA	WEST CONTRA COSTA UNIFIED	57/61796-00-051	Modernization	G	5/13/2016	8/28/2019	\$0.00	0.00	\$23,400,090.00	23,400,090.00	1,044,819,114.73	23,400,090.00	N/A	
TULARE	DINUBA UNIFIED	57/75531-00-010	Modernization	G	5/13/2016	8/28/2019	\$415,041.00	0.00	\$622,561.00	1,037,602.00	542,957,047.63	1,037,602.00	N/A	
LOS ANGELES	POMONA UNIFIED	57/64907-00-029	Modernization	G	5/24/2016	8/28/2019	\$0.00	0.00	\$3,044,264.00	3,044,264.00	1,047,863,378.73	3,044,264.00	N/A	
ORANGE	IRVINE UNIFIED	50/73650-00-028	New Construction	G	6/1/2016	8/28/2019	\$0.00	0.00	\$1,236,192.00	1,236,192.00	1,049,099,570.73	1,236,192.00	N/A	
MONTEREY	SANTA RITA UNION ELEMENTARY	50/66191-00-009	New Construction	J	6/2/2016	8/28/2019	\$1,508,346.00	0.00	\$2,152,315.00	3,660,661.00	1,052,760,231.73	3,660,661.00	N/A	
TULARE	TULARE CITY ELEMENTARY	57/72231-00-010	Modernization	G	6/15/2016	8/28/2019	\$0.00	0.00	\$670,826.00	670,826.00	1,053,431,057.73	670,826.00	N/A	
TULARE	TULARE JOINT UNION HIGH	57/72249-00-005	Modernization	G	6/15/2016	8/28/2019	\$0.00	0.00	\$2,007,707.00	2,007,707.00	1,055,438,764.73	2,007,707.00	N/A	
LOS ANGELES	POMONA UNIFIED	57/64907-00-030	Modernization	G	6/22/2016	8/28/2019	\$0.00	0.00	\$634,890.00	634,890.00	1,056,073,654.73	634,890.00	N/A	
RIVERSIDE	TEMECULA VALLEY UNIFIED	57/75192-00-005	Modernization	G	6/27/2016	8/28/2019	\$0.00	0.00	\$2,631,232.00	2,631,232.00	1,058,704,886.73	2,631,232.00	N/A	
RIVERSIDE	TEMECULA VALLEY UNIFIED	57/75192-00-006	Modernization	G	6/27/2016	8/28/2019	\$0.00	0.00	\$1,745,912.00	1,745,912.00	1,060,450,798.73	1,745,912.00	N/A	
RIVERSIDE	TEMECULA VALLEY UNIFIED	57/75192-00-007	Modernization	G	6/27/2016	8/28/2019	\$0.00	0.00	\$3,655,950.00	3,655,950.00	1,064,106,748.73	3,655,950.00	N/A	
SAN MATEO	SEQUOIA UNION HIGH	50/69062-01-012	New Construction	G	6/28/2016	8/28/2019	\$0.00	0.00	\$5,861,873.00	5,861,873.00	1,069,968,621.73	5,861,873.00	N/A	
MONTEREY	SANTA RITA UNION ELEMENTARY	50/66191-00-010	New Construction	G	7/1/2016	8/28/2019	\$0.00	0.00	\$1,558,394.00	1,558,394.00	1,071,527,015.73	1,558,394.00	N/A	
LOS ANGELES	AZUSA UNIFIED	57/64279-00-016	Modernization	G	7/5/2016	8/28/2019	\$0.00	0.00	\$667,893.00	667,893.00	1,072,194,908.73	667,893.00	N/A	
SAN JOAQUIN	STOCKTON UNIFIED	57/68676-00-036	Modernization	G	7/6/2016	8/28/2019	\$0.00	0.00	\$4,431,962.00	4,431,962.00	1,076,626,870.73	4,431,962.00	N/A	
SISKIYOU	SCOTT VALLEY UNIFIED	57/76455-00-005	Modernization	G	7/8/2016	8/28/2019	\$0.00	0.00	\$919,382.00	919,382.00	1,077,546,252.73	919,382.00	N/A	
SAN JOAQUIN	STOCKTON UNIFIED	57/68676-00-037	Modernization	G	7/12/2016	8/28/2019	\$0.00	0.00	\$5,251,720.00	5,251,720.00	1,082,797,972.73	5,251,720.00	N/A	
SISKIYOU	SCOTT VALLEY UNIFIED	57/76455-00-006	Modernization	G	7/12/2016	8/28/2019	\$0.00	0.00	\$1,486,331.00	1,486,331.00	1,084,284,303.73	1,486,331.00	N/A	
SISKIYOU	SCOTT VALLEY UNIFIED	57/76455-00-007	Modernization	G	7/12/2016	8/28/2019	\$0.00	0.00	\$776,482.00	776,482.00	1,085,060,785.73	776,482.00	N/A	
SAN MATEO	SEQUOIA UNION HIGH	50/69062-01-007	New Construction	G	7/14/2016	8/28/2019	\$0.00	0.00	\$4,039,200.00	4,039,200.00	1,089,099,985.73	4,039,200.00	N/A	
MONTEREY	ALISAL UNION	50/65961-00-010	New Construction	G	7/18/2016	8/28/2019	\$0.00	0.00	\$3,896,430.00	3,896,430.00	1,092,996,415.73	3,896,430.00	N/A	
FRESNO	CLOVIS UNIFIED	57/62117-00-049	Modernization	G	7/18/2016	8/28/2019	\$0.00	0.00	\$401,058.00	401,058.00	1,093,397,473.73	401,058.00	N/A	
RIVERSIDE	JURUPA UNIFIED	57/67090-00-007	Modernization	G	7/20/2016	8/28/2019	\$0.00	0.00	\$2,934,401.00	2,934,401.00	1,096,331,874.73	2,934,401.00	N/A	
ORANGE	GARDEN GROVE UNIFIED	57/66522-00-074	Modernization	G	7/21/2016	8/28/2019	\$0.00	0.00	\$625,684.00	625,684.00	1,096,957,558.73	625,684.00	N/A	
MERCED	ATWATER ELEMENTARY	50/65631-00-003	New Construction	G	7/22/2016	8/28/2019	\$0.00	0.00	\$309,347.00	309,347.00	1,097,266,905.73	309,347.00	N/A	
MERCED	ATWATER ELEMENTARY	50/65631-00-004	New Construction	G	7/22/2016	8/28/2019	\$0.00	0.00	\$316,267.00	316,267.00	1,097,583,172.73	316,267.00	N/A	
SACRAMENTO	ELK GROVE UNIFIED	50/67314-00-046	New Construction	G	7/22/2016	8/28/2019	\$0.00	0.00	\$12,514,558.00	12,514,558.00	1,110,097,730.73	12,514,558.00	N/A	
SAN DIEGO	BONSAAL UNIFIED	50/76851-00-001	New Construction	G	7/22/2016	8/28/2019	\$0.00	0.00	\$4,085,437.00	4,085,437.00	1,114,183,167.73	4,085,437.00	N/A	
LOS ANGELES	WILLIAM S. HART UNION HIGH	50/65136-00-011	New Construction	G	7/25/2016	8/28/2019	\$0.00	0.00	\$1,827,968.00	1,827,968.00	1,116,011,135.73	1,827,968.00	N/A	
LOS ANGELES	WILLIAM S. HART UNION HIGH	57/65136-00-009	Modernization	G	7/25/2016	8/28/2019	\$0.00	0.00	\$1,233,446.00	1,233,446.00	1,117,244,581.73	1,233,446.00	N/A	
FRESNO	FRESNO UNIFIED	50/62166-08-002	New Construction	G	7/27/2016	8/28/2019	\$0.00	0.00	\$6,106,000.00	6,106,000.00	1,123,350,581.73	6,106,000.00	N/A	
FRESNO	CLOVIS UNIFIED	57/62117-00-050	Modernization	G	7/28/2016	8/28/2019	\$0.00	0.00	\$1,973,728.00	1,973,728.00	1,125,324,309.73	1,973,728.00	N/A	
SACRAMENTO	NATOMAS UNIFIED	57/75283-00-002	Modernization	G	7/28/2016	8/28/2019	\$0.00	0.00	\$2,638,067.00	2,638,067.00	1,127,962,376.73	2,638,067.00	N/A	
ORANGE	IRVINE UNIFIED	50/73650-00-029	New Construction	G	8/1/2016	8/28/2019	\$0.00	0.00	\$1,073,146.00	1,073,146.00	1,129,035,522.73	1,073,146.00	N/A	
ORANGE	IRVINE UNIFIED	50/73650-00-030	New Construction	G	8/1/2016	8/28/2019	\$0.00	0.00	\$30,195,387.00	30,195,387.00	1,159,230,909.73	30,195,387.00	N/A	
LOS ANGELES	TEMPLE CITY UNIFIED	50/65052-00-003	New Construction	G	8/2/2016	8/28/2019	\$0.00	0.00	\$5,231,260.00	5,231,260.00	1,164,462,169.73	5,231,260.00	N/A	
FRESNO	CLOVIS UNIFIED	57/62117-00-051	Modernization	G	8/2/2016	8/28/2019	\$0.00	0.00	\$1,330,764.00	1,330,764.00	1,165,792,933.73	1,330,764.00	N/A	
LOS ANGELES	TEMPLE CITY UNIFIED	57/65052-00-011	Modernization	G	8/2/2016	8/28/2019	\$0.00	0.00	\$18,635,247.00	18,635,247.00	1,184,428,180.73	18,635,247.00	N/A	
LOS ANGELES	REDONDO BEACH UNIFIED	57/75341-00-023	Modernization	G	8/2/2016	8/28/2019	\$0.00	0.00	\$2,498,543.00	2,498,543.00	1,186,926,723.73	2,498,543.00	N/A	
LOS ANGELES	REDONDO BEACH UNIFIED	57/75341-00-024	Modernization	G	8/2/2016	8/28/2019	\$0.00	0.00	\$1,305,142.00	1,305,142.00	1,188,231,865.73	1,305,142.00	N/A	
LOS ANGELES	REDONDO BEACH UNIFIED	57/75341-00-025	Modernization	G	8/2/2016	8/28/2019	\$0.00	0.00	\$504,546.00	504,546.00	1,188,736,411.73	504,546.00	N/A	
RIVERSIDE	PALM SPRINGS UNIFIED	50/67173-00-006	New Construction	G	8/3/2016	8/28/2019	\$0.00	0.00	\$409,584.00	409,584.00	1,189,145,995.73	409,584.00	N/A	
RIVERSIDE	PALM SPRINGS UNIFIED	50/67173-00-007	New Construction	G	8/3/2016	8/28/2019	\$0.00	0.00	\$1,135,113.00	1,135,113.00	1,190,281,108.73	1,135,113.00	N/A	
RIVERSIDE	PALM SPRINGS UNIFIED	50/67173-00-008	New Construction	G	8/3/2016	8/28/2019	\$0.00	0.00	\$471,098.00	471,098.00	1,190,752,206.73	471,098.00	N/A	
RIVERSIDE	PALM SPRINGS UNIFIED	50/67173-00-009	New Construction	G	8/3/2016	8/28/2019	\$0.00	0.00	\$753,644.00	753,644.00	1,191,505,850.73	753,644.00	N/A	
RIVERSIDE	PALM SPRINGS UNIFIED	50/67173-00-010	New Construction	G	8/3/2016	8/28/2019	\$0.00	0.00	\$509,021.00	509,021.00	1,192,014,871.73	509,021.00	N/A	
RIVERSIDE	PALM SPRINGS UNIFIED	50/67173-00-011	New Construction	G	8/3/2016	8/28/2019	\$0.00	0.00	\$591,197.00	591,197.00	1,192,606,068.73	591,197.00	N/A	
RIVERSIDE	PALM SPRINGS UNIFIED	50/67173-00-012	New Construction	G	8/3/2016	8/28/2019	\$0.00	0.00	\$497,236.00	497,236.00	1,193,103,304.73	497,236.00	N/A	
RIVERSIDE	PERRIS ELEMENTARY	50/67199-00-012	New Construction	G	8/5/2016	8/28/2019	\$0.00	0.00	\$14,971,682.00	14,971,682.00	1,208,074,986.73	14,971,682.00	N/A	
SACRAMENTO	SAN JUAN UNIFIED	57/67447-00-060	Modernization	G	8/5/2016	8/28/2019	\$0.00	0.00	\$822,766.96	822,766.96	1,208,897,753.69	822,766.96	N/A	
KERN	BAKERSFIELD CITY ELEMENTARY	50/63321-00-030	New Construction	G	8/11/2016	8/28/2019	\$0.00	0.00	\$2,977,327.00	2,977,327.00	1,211,875,080.69	2,977,327.00	N/A	
SOLANO	FAIRFIELD-SUISUN UNIFIED	50/70540-00-026	New Construction	G	8/11/2016	8/28/2019	\$0.00	0.00	\$1,563,012.00	1,563,012.00	1,213,438,092.69	1,563,012.00	N/A	
ORANGE	ANAHEIM UNION HIGH	55/66431-00-001	Career Tech New Construction	G	2/15/2019	8/28/2019	\$0.00	0.00	\$1,137,053.00	1,137,053.00	1,214,575,145.69	1,137,053.00	N/A	
Total							\$38,724,515.79	11,069,006.50	\$1,164,781,623.40	1,214,575,145.69		1,212,879,442.42		

D = Design grant only
 S = Site grant only
 J = Site and Design grant only
 G = Full funding grant
 L = Closeout



Proposition 1A
 Proposition 47
 Proposition 55
 Proposition 1D
 Proposition 51

Attachment H
All Unfunded Approvals as of August 28, 2019 SAB

SCHOOL FACILITY PROGRAM
State Allocation Board Meeting, September 25, 2019

County	School District	Application Number	Program	Approval	Received Date	SAB Unfunded Approval	Financial Hardship Apportionment	Loan	State Share	Total Apportionment	Cumulative Amount	Prop. 1A	Prop. 47	Prop. 55	Prop. 1D	Prop. 51	Submitted Certification Letter May 2018	Grant Received as of 05/29/2019	
LOS ANGELES	LOS ANGELES UNIFIED	58/64733-00-003	Rehabilitation	G	6/27/2018	10/24/2018	\$0.00	0.00	\$800,593.00	800,593.00	800,593.00	0.00	0.00	0.00	0.00	800,593.00	Yes	No	
SAN DIEGO	ESCONDIDO ELEMENTARY	58/64733-00-003	Rehabilitation	G	9/14/2017	5/22/2019	0.00	0.00	536,180.88	536,180.88	536,180.88	0.00	0.00	0.00	0.00	536,180.88	Yes	No	
ORANGE	ANAHEIM UNION HIGH	51/63431-00-001	Facility Hardship	G	#####	3/27/2019	0.00	0.00	2,531,711.56	2,531,711.56	2,531,711.56	0.00	0.00	0.00	0.00	2,531,711.56	Yes	Yes	
TULARE	PIXLEY UNION ELEMENTARY	58/72041-00-001	Rehabilitation	G	#####	3/27/2019	203,460.00	0.00	305,190.00	508,650.00	437,135.44	444,147.50	64,502.50	0.00	0.00	0.00	0.00	Yes	Yes
LOS ANGELES	BEVERLY HILLS UNIFIED	51/64311-00-006	Facility Hardship	G	1/2/2018	4/24/2019	\$0.00	0.00	\$12,420,810.00	\$12,420,810.00	16,797,945.44	0.00	0.00	0.00	194,828.38	12,225,981.62	Yes	No	
MONTEREY	MONTEREY PENINSULA UNIFIED	58/66992-00-006	Rehabilitation	G	#####	4/24/2019	\$0.00	0.00	\$1,249,422.47	\$1,249,422.47	1,847,367.91	0.00	0.00	0.00	0.00	1,249,422.47	Yes	Yes	
SOLANO	BENICIA UNIFIED	58/70524-00-001	Rehabilitation	G	1/23/2019	5/22/2019	0.00	0.00	1,458,514.00	1,458,514.00	19,505,881.91	0.00	0.00	0.00	0.00	1,458,514.00	Yes	Yes	
KERN	MUROC JOINT UNIFIED	51/63685-00-001	Facility Hardship	G	2/11/2019	5/22/2019	2,791,445.10	0.00	2,791,445.10	5,582,890.20	25,088,772.11	0.00	0.00	0.00	0.00	5,582,890.20	Yes	Yes	
KERN	MUROC JOINT UNIFIED	58/63685-00-001	Rehabilitation	G	2/11/2019	5/22/2019	400,246.62	0.00	402,385.62	802,632.24	25,891,404.35	0.00	0.00	0.00	0.00	802,632.24	Yes	No	
KERN	WASCO UNION HIGH	58/63859-00-001	Rehabilitation	G	2/20/2019	5/22/2019	0.00	0.00	631,419.98	631,419.98	25,822,824.33	0.00	0.00	0.00	0.00	631,419.98	Yes	Yes	
YUBA	WHEATLAND UNION HIGH	58/72769-00-001	Rehabilitation	G	2/21/2019	5/22/2019	0.00	0.00	45,982.00	45,982.00	26,568,806.33	0.00	0.00	0.00	0.00	45,982.00	Yes	Yes	
HUMBOLDT	KLAMATH-TRINITY JOINT UNIFIED	51/62901-00-015	Facility Hardship	G	4/16/2018	7/23/2019	1,048,571.00	0.00	1,048,571.00	2,097,142.00	28,665,948.33	0.00	0.00	0.00	0.00	2,097,142.00	N/A	Yes	
HUMBOLDT	SCOTIA UNION ELEMENTARY	58/63024-00-006	Rehabilitation	G	6/19/2018	7/23/2019	684,513.00	0.00	1,296,486.00	1,980,999.00	30,646,947.33	0.00	0.00	0.00	0.00	1,980,999.00	N/A	Yes	
SAN BERNARDINO	ONTARIO-MONTCLAIR	58/67819-00-001	Rehabilitation	G	3/28/2019	8/28/2019	\$0.00	0.00	\$2,367,833.00	2,367,833.00	33,014,780.33	0.00	0.00	0.00	0.00	2,367,833.00	N/A	N/A	
SAN BERNARDINO	ONTARIO-MONTCLAIR	58/67819-00-002	Rehabilitation	G	3/28/2019	8/28/2019	\$0.00	0.00	\$2,066,099.03	2,066,099.03	35,800,879.36	0.00	0.00	0.00	0.00	2,066,099.03	N/A	N/A	
SONOMA	SEBASTOPOL UNION ELEMENTARY	58/70938-00-001	Rehabilitation	G	4/4/2019	8/28/2019	\$0.00	0.00	\$424,748.00	424,748.00	35,505,627.36	0.00	0.00	0.00	0.00	424,748.00	N/A	N/A	
SAN LUIS OBISPO	TEMPLETON UNIFIED	58/68841-00-001	Rehabilitation	G	4/12/2019	8/28/2019	\$0.00	0.00	\$215,046.00	215,046.00	35,720,673.36	0.00	0.00	0.00	0.00	215,046.00	N/A	N/A	
ALAMEDA	OAKLAND UNIFIED	54/61259-09-010	Charter	D	6/5/2017	1/24/2018	0.00	200,206.10	200,206.10	4,000,412.20	36,121,085.56	0.00	0.00	0.00	0.00	4,000,412.20	No	No	
ALAMEDA	OAKLAND UNIFIED	54/61259-09-011	Charter	D	6/5/2017	1/24/2018	0.00	2,150,284.80	2,150,284.80	4,300,569.60	40,211,655.16	0.00	0.00	0.00	0.00	4,300,569.60	No	No	
SACRAMENTO	NATOMAS UNIFIED	54/75283-00-008	Charter	D	5/26/2017	2/28/2018	0.00	0.00	285,982.90	285,982.90	40,707,638.06	0.00	0.00	0.00	285,982.90	0.00	No	No	
ALAMEDA	OAKLAND UNIFIED	54/61259-09-010	Charter	D	6/5/2017	2/28/2018	0.00	1,136,442.50	1,136,442.50	2,272,885.00	42,980,523.06	0.00	0.00	0.00	0.00	2,272,885.00	No	No	
SANTA CLARA	ALUMI ROCK UNION ELEMENTARY	51/63431-00-001	Charter	D	5/30/2014	6/19/2018	25,675.55	25,675.55	51,351.10	51,351.10	43,031,874.16	0.00	0.00	0.00	51,351.10	0.00	No	No	
KINGS	ISLAND UNION ELEMENTARY	57/63933-00-001	Modernization	G	4/24/2014	6/27/2018	256,111.00	0.00	384,168.00	640,279.00	38,168,000.00	0.00	0.00	0.00	0.00	640,279.00	Yes	No	
SOLANO	SOLANO COUNTY OFFICE OF EDUCATION	57/10488-00-022	Modernization	G	4/28/2014	6/27/2018	292,000.00	0.00	438,000.00	730,000.00	44,402,153.16	0.00	0.00	0.00	0.00	730,000.00	Yes	Yes	
SOLANO	SOLANO COUNTY OFFICE OF EDUCATION	57/10488-00-022	Modernization	G	4/28/2014	9/26/2018	23,746.00	0.00	35,618.00	59,364.00	44,461,517.16	0.00	0.00	0.00	0.00	59,364.00	Yes	Yes	
KERN	MCFARLAND UNIFIED	57/73908-00-006	Modernization	G	5/12/2014	6/27/2018	0.00	0.00	1,200,683.00	1,200,683.00	45,662,200.16	0.00	0.00	0.00	0.00	1,200,683.00	Yes	Yes	
TULARE	WOODLAKE UNIFIED	57/76794-00-002	Modernization	G	5/14/2014	6/27/2018	0.00	0.00	2,594,328.00	2,594,328.00	48,526,526.16	0.00	0.00	0.00	0.00	2,594,328.00	Yes	Yes	
SAN JOAQUIN	LINCOLN UNIFIED	57/68569-00-013	Modernization	G	6/12/2014	8/15/2018	0.00	0.00	260,771.00	260,771.00	48,517,299.16	0.00	0.00	0.00	0.00	260,771.00	Yes	Yes	
SAN JOAQUIN	LINCOLN UNIFIED	57/68569-00-014	Modernization	G	6/12/2014	8/15/2018	0.00	0.00	676,118.00	676,118.00	49,193,417.16	0.00	0.00	0.00	0.00	676,118.00	Yes	Yes	
ALAMEDA	SAN LORENZO UNIFIED	54/61309-00-003	Charter	D	6/5/2017	12/11/2018	0.00	845,455.40	845,455.40	1,690,910.80	50,884,327.96	0.00	0.00	0.00	1,690,910.80	0.00	No	No	
TULARE	THREE RIVERS UNION ELEMENTARY	57/72207-00-002	Modernization	G	4/11/2014	1/22/2019	0.00	0.00	1,033,272.00	1,033,272.00	51,917,599.96	0.00	0.00	0.00	0.00	1,033,272.00	Yes	Yes	
ALAMEDA	OAKLAND UNIFIED	54/61259-12-005	Charter	D	5/26/2017	1/23/2019	0.00	185,933.00	185,933.00	3,411,866.00	63,124,829.96	0.00	0.00	0.00	0.00	3,411,866.00	Yes	Yes	
ALAMEDA	OAKLAND UNIFIED	54/61259-12-006	Charter	D	5/26/2017	1/23/2019	0.00	189,067.00	189,067.00	374,334.00	52,667,599.96	0.00	0.00	0.00	0.00	374,334.00	No	Yes	
SAN BERNARDINO	SAN BERNARDINO CITY UNIFIED	54/67876-00-004	Charter	D	6/5/2017	1/22/2019	0.00	229,399.00	229,399.00	458,798.00	53,126,397.96	0.00	0.00	0.00	0.00	458,798.00	No	No	
SAN DIEGO	CAJON VALLEY UNION ELEMENTARY	54/67991-00-002	Charter	D	6/5/2017	1/22/2019	0.00	262,883.30	262,883.30	525,766.60	53,262,164.56	0.00	0.00	0.00	0.00	525,766.60	Yes	Yes	
SAN DIEGO	CAJON VALLEY UNION ELEMENTARY	54/67991-00-003	Charter	D	6/5/2017	1/22/2019	0.00	174,177.90	174,177.90	348,355.80	54,000,520.36	0.00	0.00	0.00	0.00	348,355.80	Yes	Yes	
FRESNO	WASHINGTON COLONY ELEMENTARY	50/62513-00-001	New Construction	G	8/20/2014	2/27/2019	702,898.07	0.00	852,965.00	1,573,863.07	55,574,383.43	0.00	0.00	0.00	0.00	1,573,863.07	Yes	Yes	
FRESNO	CLOVIS UNIFIED	57/62117-00-042	Modernization	G	9/16/2014	2/27/2019	0.00	0.00	695,814.00	695,814.00	56,270,197.43	0.00	0.00	0.00	0.00	695,814.00	Yes	Yes	
FRESNO	CLOVIS UNIFIED	57/62117-00-043	Modernization	G	9/16/2014	2/27/2019	0.00	0.00	1,007,271.00	1,007,271.00	57,277,468.43	0.00	0.00	0.00	0.00	1,007,271.00	Yes	Yes	
SAN BERNARDINO	COLTON JOINT UNIFIED	57/67686-00-018	Modernization	G	9/17/2014	2/27/2019	0.00	0.00	3,864,418.00	3,864,418.00	61,141,886.43	0.00	0.00	0.00	0.00	3,864,418.00	Yes	Yes	
ALAMEDA	DUBLIN UNIFIED	50/75093-00-010	New Construction	G	9/19/2014	2/27/2019	0.00	0.00	28,232,500.00	28,232,500.00	89,374,386.43	0.00	0.00	0.00	0.00	28,232,500.00	Yes	No	
FRESNO	SOLANO COUNTY OFFICE OF EDUCATION	57/10488-00-024	New Construction	G	9/23/2014	2/27/2019	0.00	0.00	342,318.00	342,318.00	89,716,704.43	0.00	0.00	0.00	0.00	342,318.00	Yes	No	
FRESNO	CLOVIS UNIFIED	57/62117-00-044	Modernization	G	9/23/2014	2/27/2019	0.00	0.00	2,098,726.00	2,098,726.00	91,815,430.43	0.00	0.00	0.00	0.00	2,098,726.00	Yes	Yes	
SAN JOAQUIN	RIPON UNIFIED	50/68650-00-006	New Construction	G	9/25/2014	2/27/2019	0.00	0.00	6,566,866.00	6,566,866.00	98,382,296.43	0.00	0.00	0.00	0.00	6,566,866.00	Yes	Yes	
SAN BERNARDINO	COLTON JOINT UNIFIED	57/67686-00-020	Modernization	G	9/25/2014	2/27/2019	0.00	0.00	2,668,530.00	2,668,530.00	101,050,826.43	0.00	0.00	0.00	0.00	2,668,530.00	Yes	Yes	
SAN BERNARDINO	COLTON JOINT UNIFIED	57/67686-00-021	Modernization	G	10/3/2014	2/27/2019	0.00	0.00	1,690,689.00	1,690,689.00	102,741,515.43	0.00	0.00	0.00	0.00	1,690,689.00	Yes	Yes	
FRESNO	CLOVIS UNIFIED	57/62117-00-045	Modernization	G	10/6/2014	2/27/2019	0.00	0.00	2,460,977.00	2,460,977.00	105,202,492.43	0.00	0.00	0.00	0.00	2,460,977.00	Yes	Yes	
SANTA BARBARA	SANTA BARBARA UNIFIED	57/76786-00-007	Modernization	G	10/8/2014	2/27/2019	0.00	0.00	777,419.00	777,419.00	105,979,911.43	0.00	0.00	0.00	0.00	777,419.00	Yes	Yes	
SAN FRANCISCO	SAN FRANCISCO UNIFIED	57/68478-26-005	Modernization	G	#####	2/27/2019	0.00	0.00	20,675,197.00	20,675,197.00	126,655,108.43	0.00	0.00	0.00	0.00	20,675,197.00	Yes	No	
SAN FRANCISCO	SAN FRANCISCO UNIFIED	57/68478-00-051	Modernization	G	#####	2/27/2019	0.00	0.00	6,334,251.00	6,334,251.00	132,989,359.43	0.00	0.00	0.00	0.00	6,334,251.00	Yes	No	
SAN BERNARDINO	ETWANDA ELEMENTARY	50/67702-00-014	New Construction	G	#####	2/27/2019	0.0												

Attachment H
All Unfunded Approvals as of August 28, 2019 SAB

SCHOOL FACILITY PROGRAM
State Allocation Board Meeting, September 25, 2019

County	School District	Application Number	Program	Approval	Received Date	SAB Unfunded Approval	Financial Hardship Apportionment	Loan	State Share	Total Apportionment	Cumulative Amount	Prop. 1A	Prop. 47	Prop. 55	Prop. 1D	Prop. 51	Submitted Certification Letter May 2018	Grant Agreement Received as of 05/29/2019	
KERN	BAKERSFIELD CITY ELEMENTARY	5763321-00-016	Modernization	G	4/8/2015	4/24/2019	0.00	0.00	5,431,830.00	5,431,830.00	431,299,387.13	0.00	0.00	0.00	0.00	5,431,830.00	Yes	Yes	
SANTA BARBARA	SANTA MARIA-BONITA	5069120-00-018	New Construction	G	4/10/2015	4/24/2019	0.00	0.00	1,938,152.00	1,938,152.00	433,237,539.13	0.00	0.00	0.00	0.00	1,938,152.00	Yes	Yes	
SANTA BARBARA	SANTA MARIA-BONITA	5069120-00-019	New Construction	G	4/10/2015	4/24/2019	0.00	0.00	3,185,688.00	3,185,688.00	462,423,227.13	0.00	0.00	0.00	0.00	3,185,688.00	Yes	Yes	
ORANGE	IRVINE UNIFIED	5073650-00-023	New Construction	G	4/13/2015	4/24/2019	0.00	0.00	30,701,042.00	30,701,042.00	467,124,269.13	0.00	0.00	0.00	0.00	30,701,042.00	Yes	No	
SAN FRANCISCO	SAN FRANCISCO UNIFIED	5768478-00-055	Modernization	G	4/14/2015	4/24/2019	0.00	0.00	4,547,098.00	4,547,098.00	471,671,367.13	0.00	0.00	0.00	0.00	4,547,098.00	Yes	No	
LOS ANGELES	SULPHUR SPRINGS UNION ELEMENTARY	5065045-00-010	New Construction	G	4/28/2015	4/24/2019	0.00	0.00	5,692,799.00	5,692,799.00	477,364,166.13	0.00	0.00	0.00	0.00	5,692,799.00	Yes	No	
ORANGE	IRVINE UNIFIED	5073650-00-023	New Construction	G	4/29/2015	4/24/2019	0.00	0.00	39,693,767.00	39,693,767.00	517,057,933.13	0.00	0.00	0.00	0.00	39,693,767.00	Yes	No	
SAN BERNARDINO	CHAFFEY JOINT UNION HIGH	5067652-00-018	New Construction	G	5/1/2015	4/24/2019	0.00	0.00	2,815,318.00	2,815,318.00	519,873,251.13	0.00	0.00	0.00	0.00	2,815,318.00	Yes	No	
SAN FRANCISCO	SAN FRANCISCO UNIFIED	5768478-00-056	Modernization	G	5/4/2015	4/24/2019	0.00	0.00	3,021,897.00	3,021,897.00	522,895,148.13	0.00	0.00	0.00	0.00	3,021,897.00	Yes	No	
SAN BERNARDINO	CHAFFEY JOINT UNION HIGH	5067652-00-019	New Construction	G	5/7/2015	4/24/2019	0.00	0.00	3,543,020.00	3,543,020.00	526,438,168.13	0.00	0.00	0.00	0.00	3,543,020.00	Yes	No	
SAN DIEGO	SAN DIEGUITO UNION HIGH	5068346-00-004	New Construction	G	5/8/2015	4/24/2019	0.00	0.00	15,622,238.00	15,622,238.00	542,060,406.13	0.00	0.00	0.00	0.00	15,622,238.00	Yes	Yes	
SAN DIEGO	SAN DIEGUITO UNION HIGH	5068346-00-004	New Construction	G	5/8/2015	5/22/2019	0.00	0.00	9,385.00	9,385.00	542,069,791.13	0.00	0.00	0.00	0.00	9,385.00	Yes	Yes	
LOS ANGELES	TEMPLE CITY UNIFIED	5765052-00-009	Modernization	G	5/14/2015	4/24/2019	0.00	0.00	2,507,334.00	2,507,334.00	544,577,125.13	0.00	0.00	0.00	0.00	2,507,334.00	No	No	
FRESNO	BUREL UNION ELEMENTARY	5762042-00-001	Modernization	D	5/22/2015	4/24/2019	65,793.00	0.00	98,690.00	164,483.00	544,741,608.13	0.00	0.00	0.00	0.00	164,483.00	No	Yes	
FRESNO	SANGER UNIFIED	5762414-00-014	Modernization	G	5/28/2015	4/24/2019	0.00	0.00	997,535.00	997,535.00	545,739,143.13	0.00	0.00	0.00	0.00	997,535.00	Yes	No	
SAN FRANCISCO	SAN FRANCISCO UNIFIED	5768478-00-057	Modernization	G	5/29/2015	4/24/2019	0.00	0.00	3,933,037.00	3,933,037.00	549,672,180.13	0.00	0.00	0.00	0.00	3,933,037.00	Yes	No	
RIVERSIDE	PALM SPRINGS UNIFIED	5767173-00-009	Modernization	G	6/11/2015	4/24/2019	0.00	0.00	4,034,846.00	4,034,846.00	553,707,026.13	0.00	0.00	0.00	0.00	4,034,846.00	Yes	Yes	
LOS ANGELES	TEMPLE CITY UNIFIED	5065052-00-002	New Construction	G	6/19/2015	4/24/2019	0.00	0.00	213,824.00	213,824.00	553,920,850.13	0.00	0.00	0.00	0.00	213,824.00	No	No	
FRESNO	CLOVIS UNIFIED	5762117-00-047	Modernization	G	6/19/2015	4/24/2019	0.00	0.00	3,083,950.00	3,083,950.00	557,004,800.13	0.00	0.00	0.00	0.00	3,083,950.00	No	No	
TULARE	DINUBA UNIFIED	5775531-00-010	Modernization	D	6/22/2015	4/24/2019	69,660.00	0.00	104,490.00	174,150.00	557,178,950.13	0.00	0.00	0.00	0.00	174,150.00	Yes	No	
TULARE	DINUBA UNIFIED	5775531-00-011	Modernization	D	6/22/2015	4/24/2019	17,179.00	0.00	83,592.00	100,771.00	558,317,323.13	0.00	0.00	0.00	0.00	100,771.00	Yes	No	
IMPERIAL	BRAWLEY ELEMENTARY	5763073-00-002	Modernization	G	6/25/2015	4/24/2019	0.00	0.00	469,748.00	469,748.00	558,787,071.13	0.00	0.00	469,748.00	0.00	0.00	0.00	Yes	No
SACRAMENTO	SACRAMENTO CITY UNIFIED	5467439-00-008	Charter	S	6/5/2017	5/2/2019	0.00	212,228.00	212,228.00	424,456.00	559,211,527.13	0.00	0.00	0.00	0.00	424,456.00	No	No	
LOS ANGELES	LOS ANGELES UNIFIED	5464753-00-102	Charter	G	6/1/2017	5/2/2019	0.00	7,441,670.00	7,441,670.00	14,883,340.00	574,094,867.13	0.00	0.00	0.00	14,883,340.00	0.00	Yes	No	
TULARE	LINDSAY UNIFIED	5771993-00-006	Modernization	G	7/18/2014	5/22/2019	1,086,994.00	0.00	1,630,935.00	2,717,929.00	576,812,796.13	0.00	0.00	0.00	0.00	2,717,929.00	Yes	Yes	
TULARE	LINDSAY UNIFIED	5771993-00-007	Modernization	G	7/18/2014	5/22/2019	0.00	0.00	1,786,615.00	1,786,615.00	578,599,411.13	0.00	0.00	0.00	0.00	1,786,615.00	Yes	Yes	
TULARE	LINDSAY UNIFIED	5771993-00-008	Modernization	G	7/18/2014	5/22/2019	1,027,429.00	0.00	1,541,144.00	2,568,573.00	581,167,984.13	0.00	0.00	0.00	0.00	2,568,573.00	Yes	Yes	
SAN JOAQUIN	RIPON UNIFIED	5768650-00-003	Modernization	G	#####	5/22/2019	0.00	0.00	517,128.00	517,128.00	581,685,112.13	0.00	0.00	0.00	0.00	517,128.00	Yes	No	
LOS ANGELES	TEMPLE CITY UNIFIED	5765052-00-010	Modernization	G	6/26/2015	5/22/2019	0.00	0.00	2,013,203.00	2,013,203.00	583,698,313.13	0.00	0.00	0.00	0.00	2,013,203.00	No	No	
ORANGE	IRVINE UNIFIED	5073650-00-024	New Construction	G	7/22/2015	5/22/2019	0.00	0.00	497,281.00	497,281.00	584,195,596.13	0.00	0.00	0.00	0.00	497,281.00	Yes	No	
ORANGE	IRVINE UNIFIED	5073650-00-025	New Construction	G	7/22/2015	5/22/2019	0.00	0.00	545,953.00	545,953.00	584,741,549.13	0.00	0.00	0.00	0.00	545,953.00	Yes	No	
LOS ANGELES	CULVER CITY UNIFIED	5764444-00-011	Modernization	G	7/27/2015	5/22/2019	0.00	0.00	713,588.00	713,588.00	585,455,137.13	0.00	0.00	0.00	0.00	713,588.00	Yes	No	
SAN MATEO	SEQUOIA UNION HIGH	5069062-01-006	New Construction	G	7/29/2015	5/22/2019	0.00	0.00	2,350,683.00	2,350,683.00	587,805,820.13	0.00	0.00	0.00	0.00	2,350,683.00	Yes	No	
MONTREY	ALISAL UNION	5065961-00-009	New Construction	G	7/30/2015	5/22/2019	0.00	0.00	728,113.00	728,113.00	589,533,933.13	0.00	0.00	0.00	0.00	728,113.00	Yes	No	
SOLANO	SOLANO COUNTY OFFICE OF EDUCATION	5010488-00-029	New Construction	G	8/3/2015	5/22/2019	879,653.50	0.00	879,653.50	1,759,307.00	590,293,240.13	0.00	0.00	0.00	0.00	1,759,307.00	No	No	
RIVERSIDE	PALM SPRINGS UNIFIED	5067173-00-004	New Construction	G	8/3/2015	5/22/2019	0.00	0.00	902,970.00	902,970.00	591,196,210.13	0.00	0.00	0.00	0.00	902,970.00	Yes	Yes	
VENTURA	OXNARD UNION HIGH	5072546-00-001	New Construction	G	8/3/2015	5/22/2019	0.00	0.00	17,091,299.00	17,091,299.00	608,287,509.13	0.00	0.00	0.00	0.00	17,091,299.00	Yes	No	
SOLANO	SOLANO COUNTY OFFICE OF EDUCATION	5710488-00-020	Modernization	G	8/3/2015	5/22/2019	202,522.00	0.00	303,783.00	506,305.00	608,793,814.13	0.00	0.00	0.00	0.00	506,305.00	No	No	
SOLANO	SOLANO COUNTY OFFICE OF EDUCATION	5710488-00-028	Modernization	G	8/3/2015	5/22/2019	98,562.00	0.00	147,843.00	246,405.00	609,040,219.13	0.00	0.00	0.00	0.00	246,405.00	No	No	
ORANGE	IRVINE UNIFIED	5073650-00-026	New Construction	G	8/5/2015	5/22/2019	0.00	0.00	1,267,906.00	1,267,906.00	610,308,125.13	0.00	0.00	0.00	0.00	1,267,906.00	Yes	No	
ORANGE	IRVINE UNIFIED	5073650-00-027	New Construction	G	8/5/2015	5/22/2019	0.00	0.00	1,140,512.00	1,140,512.00	611,448,637.13	0.00	0.00	0.00	0.00	1,140,512.00	Yes	No	
SACRAMENTO	TWIN RIVERS UNIFIED	5776505-00-041	Modernization	G	8/6/2015	5/22/2019	0.00	0.00	323,982.00	323,982.00	611,772,619.13	0.00	0.00	0.00	0.00	323,982.00	Yes	No	
FRESNO	CULVER CITY UNIFIED	5774444-00-048	Modernization	G	8/7/2015	5/22/2019	0.00	0.00	1,271,328.00	1,271,328.00	613,043,947.13	0.00	0.00	0.00	0.00	1,271,328.00	Yes	No	
LOS ANGELES	CULVER CITY UNIFIED	5774444-00-012	Modernization	G	8/11/2015	5/22/2019	0.00	0.00	654,609.00	654,609.00	613,698,556.13	0.00	0.00	0.00	0.00	654,609.00	Yes	No	
LOS ANGELES	DOWNEY UNIFIED	5064451-00-012	New Construction	G	8/12/2015	5/22/2019	0.00	0.00	221,014.00	221,014.00	613,919,570.13	0.00	0.00	0.00	0.00	221,014.00	Yes	No	
MERCED	MERCED CITY ELEMENTARY	5065771-00-017	New Construction	G	8/17/2015	5/22/2019	0.00	0.00	183,180.00	183,180.00	614,102,750.13	0.00	0.00	0.00	0.00	183,180.00	Yes	No	
MERCED	MERCED CITY ELEMENTARY	5065771-00-018	New Construction	G	8/17/2015	5/22/2019	0.00	0.00	282,564.00	282,564.00	614,385,314.13	0.00	0.00	0.00	0.00	282,564.00	Yes	No	
MERCED	MERCED CITY ELEMENTARY	5065771-00-019	New Construction	G	8/17/2015	5/22/2019	0.00	0.00	355,567.00	355,567.00	614,740,881.13	0.00	0.00	0.00	0.00	355,567.00	Yes	No	
MERCED	MERCED CITY ELEMENTARY	5065771-00-020	New Construction	G	8/17/2015	5/22/2019	0.00	0.00	5,952,067.00	5,952,067.00	620,692,948.13	0.00	0.00	0.00	0.00	5,952,067.00	Yes	No	
FRESNO	FRESNO UNIFIED	5062166-08-001	New Construction	G	8/17/2015	5/22/2019	0.00	0.00	1,657,361.00	1,657,361.00	622,350,309.13	0.00	0.00	0.00	0.00	1,657,361.00	Yes	No	
FRESNO	SANGER UNIFIED	5062414-00-015	New Construction	G	8/19/2015	5/22/2019	0.00	0.00	854,840.00	854,840.00	623,205,149.13	0.00	0.00	0.00	0.00	854,840.00	Yes	No	
IMPERIAL	BRAWLEY ELEMENTARY	5063073-00-001	New Construction	G	8/25/2015	5/22/2019	0.00	0.00	2,241,367.00	2,241,367.00	625,446,516.13	0.00	0.00	0.00	0.00	2,241,367.00	Yes	No	
MARIN	LARKSPUR-CORTE MADERA	5065967-00-001	New Construction	G	8/28/2015	5/22/2019	0.00	0.00	1,331,078.00	1,331,078.00	610,832,463.13	0.00	0.00	0.00	0.00	1,331,078.00	Yes	No	
LOS ANGELES	POMONA UNIFIED	5764907-00-026	Modernization	G	9/2/2015	5/22/2019	0.00	0.00	1,334,050.00	1,334,050.00	628,111,644.13	0.00	0.00	0.00	0.00	1,334,050.00	Yes	Yes	
LOS ANGELES	POMONA UNIFIED	5764907-00-027	Modernization	G	9/2/2015	5/22/2019	0.00	0.00	1,194,234.00	1,194,234.00	629,305,878.13	0.00	0.00	0.00	0.00	1,194,234.00	Yes	Yes	
ALAMEDA	FREMONT UNIFIED	5061176-00-005	New Construction	G	9/18/2015	5/22/2019	0.00	0.00	1,445,723.00	1,445,723.00	630,751,601.13	0.00	0.00	0.00	0.00	1,4			

Attachment H
All Unfunded Approvals as of August 28, 2019 SAB
SCHOOL FACILITY PROGRAM
State Allocation Board Meeting, September 25, 2019

County	School District	Application Number	Program	Approval	Received Date	SAB Unfunded Approval	Financial Hardship Apportionment	Loan	State Share	Total Apportionment	Cumulative Amount	Prop. 1A	Prop. 47	Prop. 55	Prop. 1D	Prop. 51	Submitted Certification Letter May 2018	Grant Received as of 05/29/2019
ORANGE	SANTA ANA UNIFIED	55/66670-00-003	Career Tech New Construction	G	2/12/2019	5/22/2019	0.00	0.00	3,000,000.00	3,000,000.00	734,070,868.63	0.00	0.00	0.00	0.00	3,000,000.00	No	No
FRESNO	KINGS CANYON JOINT UNIFIED	55/62265-00-003	Career Tech New Construction	G	2/13/2019	5/22/2019	0.00	0.00	388,061.00	388,061.00	734,458,929.63	0.00	0.00	0.00	0.00	388,061.00	Yes	No
LOS ANGELES	LOS ANGELES UNIFIED	55/64733-00-022	Career Tech New Construction	G	2/13/2019	5/22/2019	0.00	0.00	3,000,000.00	3,000,000.00	737,458,929.63	0.00	0.00	0.00	0.00	3,000,000.00	Yes	No
LOS ANGELES	LOS ANGELES UNIFIED	55/64733-00-004	Career Tech New Construction	G	2/13/2019	5/22/2019	0.00	0.00	2,834,843.00	2,834,843.00	740,293,772.63	0.00	0.00	0.00	0.00	2,834,843.00	Yes	No
SANTA CRUZ	SAN LORENZO VALLEY UNIFIED	55/69807-00-002	Career Tech New Construction	G	2/13/2019	5/22/2019	0.00	0.00	2,418,655.00	2,418,655.00	742,712,427.63	0.00	0.00	0.00	0.00	2,418,655.00	Yes	No
SANTA CRUZ	SAN LORENZO VALLEY UNIFIED	55/69807-00-003	Career Tech New Construction	G	2/13/2019	5/22/2019	0.00	0.00	2,420,583.00	2,420,583.00	745,133,010.63	0.00	0.00	0.00	0.00	2,420,583.00	Yes	No
LOS ANGELES	LOS ANGELES UNIFIED	59/64733-00-031	Career Tech Rehabilitation	G	2/13/2019	5/22/2019	0.00	0.00	1,147,372.00	1,147,372.00	746,280,382.63	0.00	0.00	0.00	0.00	1,147,372.00	No	No
SAN DIEGO	SAN DIEGO UNIFIED	59/68338-00-010	Career Tech Rehabilitation	G	2/13/2019	5/22/2019	0.00	0.00	388,562.00	388,562.00	746,668,944.63	0.00	0.00	0.00	0.00	388,562.00	Yes	No
SAN DIEGO	SAN DIEGO UNIFIED	59/68338-00-015	Career Tech Rehabilitation	G	2/13/2019	5/22/2019	0.00	0.00	1,500,000.00	1,500,000.00	748,168,944.63	0.00	0.00	0.00	0.00	1,500,000.00	Yes	No
ALAMEDA	CASTRO VALLEY UNIFIED	55/61150-00-001	Career Tech New Construction	G	2/14/2019	5/22/2019	0.00	0.00	2,889,208.00	2,889,208.00	751,058,152.63	0.00	0.00	0.00	0.00	2,889,208.00	Yes	No
FRESNO	CLOVIS UNIFIED	55/62117-00-013	Career Tech New Construction	G	2/14/2019	5/22/2019	0.00	0.00	890,041.00	890,041.00	751,948,193.63	0.00	0.00	0.00	0.00	890,041.00	Yes	No
FRESNO	FRESNO UNIFIED	55/62186-00-010	Career Tech New Construction	G	2/14/2019	5/22/2019	0.00	0.00	3,000,000.00	3,000,000.00	754,948,193.63	0.00	0.00	0.00	0.00	3,000,000.00	Yes	No
LOS ANGELES	CENTINELA VALLEY UNION HIGH	55/64352-00-005	Career Tech New Construction	G	2/14/2019	5/22/2019	0.00	0.00	2,029,092.00	2,029,092.00	756,977,285.63	0.00	0.00	0.00	0.00	2,029,092.00	Yes	Yes
LOS ANGELES	WILLIAM S. HART UNION HIGH	55/6136-00-002	Career Tech New Construction	G	2/14/2019	5/22/2019	0.00	0.00	1,788,577.00	1,788,577.00	758,765,862.63	0.00	0.00	0.00	0.00	1,788,577.00	Yes	Yes
MERCED	HILMAR UNIFIED	55/65698-00-001	Career Tech New Construction	G	2/14/2019	5/22/2019	0.00	0.00	861,580.00	861,580.00	759,627,442.63	0.00	0.00	0.00	0.00	861,580.00	No	No
NAPA	NAPA VALLEY UNIFIED	55/66266-00-005	Career Tech New Construction	G	2/14/2019	5/22/2019	0.00	0.00	1,680,213.00	1,680,213.00	761,307,655.63	0.00	0.00	0.00	0.00	1,680,213.00	Yes	No
NAPA	NAPA VALLEY UNIFIED	55/66266-00-006	Career Tech New Construction	G	2/14/2019	5/22/2019	0.00	0.00	3,000,000.00	3,000,000.00	764,307,655.63	0.00	0.00	0.00	0.00	3,000,000.00	Yes	No
RIVERSIDE	MORENO VALLEY UNIFIED	55/67124-00-001	Career Tech New Construction	G	2/14/2019	5/22/2019	0.00	0.00	3,000,000.00	3,000,000.00	767,307,655.63	0.00	0.00	0.00	0.00	3,000,000.00	Yes	No
TEHAMA	CORNING UNION HIGH	55/71506-00-001	Career Tech New Construction	G	2/14/2019	5/22/2019	0.00	0.00	676,660.00	676,660.00	767,984,315.63	0.00	0.00	0.00	0.00	676,660.00	Yes	No
VENTURA	FILLMORE UNIFIED	55/72454-00-002	Career Tech New Construction	G	2/14/2019	5/22/2019	0.00	0.00	3,000,000.00	3,000,000.00	770,984,315.63	0.00	0.00	0.00	0.00	3,000,000.00	Yes	No
YUBA	WHEATLAND UNION HIGH	55/72769-00-001	Career Tech New Construction	G	2/14/2019	5/22/2019	0.00	0.00	2,995,859.00	2,995,859.00	773,980,174.63	0.00	0.00	0.00	0.00	2,995,859.00	No	No
ORANGE	IRVINE UNIFIED	55/73650-00-005	Career Tech New Construction	G	2/14/2019	5/22/2019	0.00	0.00	3,000,000.00	3,000,000.00	776,980,174.63	0.00	0.00	0.00	0.00	3,000,000.00	Yes	No
FRESNO	FIREBAUGH-LAS DELTAS UNIFIED	55/73809-00-002	Career Tech New Construction	G	2/14/2019	5/22/2019	0.00	0.00	2,193,832.00	2,193,832.00	779,174,006.63	0.00	0.00	0.00	0.00	2,193,832.00	Yes	No
RIVERSIDE	LYNDWOOD UNIFIED	55/65560-00-004	Career Tech New Construction	G	2/14/2019	5/22/2019	0.00	0.00	234,891.00	234,891.00	779,408,897.63	0.00	0.00	0.00	0.00	234,891.00	Yes	No
MADERA	GOLDEN VALLEY UNIFIED	55/75580-00-005	Career Tech New Construction	G	2/14/2019	5/22/2019	0.00	0.00	3,000,000.00	3,000,000.00	782,408,897.63	0.00	0.00	0.00	0.00	3,000,000.00	Yes	No
LOS ANGELES	WISEBURN UNIFIED	55/76869-00-001	Career Tech New Construction	G	2/14/2019	5/22/2019	0.00	0.00	130,269.00	130,269.00	782,539,166.63	0.00	0.00	0.00	0.00	130,269.00	Yes	No
LOS ANGELES	WISEBURN UNIFIED	55/76869-00-002	Career Tech New Construction	G	2/14/2019	5/22/2019	0.00	0.00	113,376.00	113,376.00	782,652,542.63	0.00	0.00	0.00	0.00	113,376.00	Yes	No
LOS ANGELES	WISEBURN UNIFIED	55/76869-00-003	Career Tech New Construction	G	2/14/2019	5/22/2019	0.00	0.00	555,286.00	555,286.00	783,207,828.63	0.00	0.00	0.00	0.00	555,286.00	Yes	No
LOS ANGELES	WISEBURN UNIFIED	55/76869-00-004	Career Tech New Construction	G	2/14/2019	5/22/2019	0.00	0.00	829,096.00	829,096.00	784,036,924.63	0.00	0.00	0.00	0.00	829,096.00	Yes	No
BUTTE	CHICO UNIFIED	55/61424-00-006	Career Tech New Construction	G	2/14/2019	5/22/2019	0.00	0.00	748,639.00	748,639.00	784,785,563.63	0.00	0.00	0.00	0.00	748,639.00	No	No
BUTTE	CHICO UNIFIED	59/61424-00-008	Career Tech Rehabilitation	G	2/14/2019	5/22/2019	0.00	0.00	363,922.00	363,922.00	785,149,485.63	0.00	0.00	0.00	0.00	363,922.00	Yes	No
FRESNO	FRESNO UNIFIED	59/62186-00-005	Career Tech Rehabilitation	G	2/14/2019	5/22/2019	0.00	0.00	848,442.00	848,442.00	785,997,927.63	0.00	0.00	0.00	0.00	848,442.00	Yes	No
LOS ANGELES	LYNDWOOD UNIFIED	59/64774-00-001	Career Tech Rehabilitation	G	2/14/2019	5/22/2019	0.00	0.00	248,946.00	248,946.00	786,246,873.63	0.00	0.00	0.00	0.00	248,946.00	Yes	No
RIVERSIDE	ALYDOR UNIFIED	59/65977-00-001	Career Tech Rehabilitation	G	2/14/2019	5/22/2019	0.00	0.00	1,499,528.00	1,499,528.00	787,746,401.63	0.00	0.00	0.00	0.00	1,499,528.00	Yes	No
SACRAMENTO	SAN JUAN UNIFIED	59/67447-00-003	Career Tech Rehabilitation	G	2/14/2019	5/22/2019	0.00	0.00	1,500,000.00	1,500,000.00	789,246,401.63	0.00	0.00	0.00	0.00	1,500,000.00	Yes	No
FRESNO	FIREBAUGH-LAS DELTAS UNIFIED	59/73809-00-003	Career Tech Rehabilitation	G	2/14/2019	5/22/2019	0.00	0.00	2,293,128.00	2,293,128.00	791,539,529.63	0.00	0.00	0.00	0.00	2,293,128.00	Yes	No
FRESNO	CLOVIS UNIFIED	55/62117-00-014	Career Tech New Construction	G	2/14/2019	5/22/2019	0.00	0.00	1,698,156.00	1,698,156.00	793,237,685.63	0.00	0.00	0.00	0.00	1,698,156.00	Yes	No
FRESNO	FOWLER UNIFIED	55/62158-00-001	Career Tech New Construction	G	2/15/2019	5/22/2019	0.00	0.00	805,777.00	805,777.00	794,043,462.63	0.00	0.00	0.00	0.00	805,777.00	Yes	No
KERN	KERN HIGH	55/63529-00-018	Career Tech New Construction	G	2/15/2019	5/22/2019	0.00	0.00	1,040,424.00	1,040,424.00	795,083,886.63	0.00	0.00	0.00	0.00	1,040,424.00	No	No
KERN	KERN HIGH	55/63529-00-019	Career Tech New Construction	G	2/15/2019	5/22/2019	0.00	0.00	428,790.00	428,790.00	795,512,676.63	0.00	0.00	0.00	0.00	428,790.00	Yes	No
LOS ANGELES	LONG BEACH UNIFIED	55/64725-00-006	Career Tech New Construction	G	2/15/2019	5/22/2019	0.00	0.00	1,985,450.00	1,985,450.00	797,498,126.63	0.00	0.00	0.00	0.00	1,985,450.00	Yes	No
LOS ANGELES	LONG BEACH UNIFIED	55/64725-00-007	Career Tech New Construction	G	2/15/2019	5/22/2019	0.00	0.00	1,388,977.00	1,388,977.00	798,887,103.63	0.00	0.00	0.00	0.00	1,388,977.00	Yes	No
LOS ANGELES	LONG BEACH UNIFIED	55/64725-00-008	Career Tech New Construction	G	2/15/2019	5/22/2019	0.00	0.00	1,362,735.00	1,362,735.00	800,249,838.63	0.00	0.00	0.00	0.00	1,362,735.00	Yes	No
PLACER	TAHOE-TRUCKEE UNIFIED	55/65944-00-003	Career Tech New Construction	G	2/15/2019	5/22/2019	0.00	0.00	939,576.00	939,576.00	801,189,414.63	0.00	0.00	0.00	0.00	939,576.00	Yes	No
RIVERSIDE	BANKING UNIFIED	55/66985-00-002	Career Tech New Construction	G	2/15/2019	5/22/2019	0.00	0.00	3,000,000.00	3,000,000.00	804,189,414.63	0.00	0.00	0.00	0.00	3,000,000.00	Yes	Yes
SACRAMENTO	ELK GROVE UNIFIED	55/67314-00-007	Career Tech New Construction	G	2/15/2019	5/22/2019	0.00	0.00	2,999,936.00	2,999,936.00	807,189,350.63	0.00	0.00	0.00	0.00	2,999,936.00	Yes	No
SACRAMENTO	ELK GROVE UNIFIED	55/67314-00-010	Career Tech New Construction	G	2/15/2019	5/22/2019	0.00	0.00	2,364,422.00	2,364,422.00	809,553,772.63	0.00	0.00	0.00	0.00	2,364,422.00	Yes	No
SACRAMENTO	ELK GROVE UNIFIED	55/67314-00-011	Career Tech New Construction	G	2/15/2019	5/22/2019	0.00	0.00	1,375,807.00	1,375,807.00	810,929,579.63	0.00	0.00	0.00	0.00	1,375,807.00	Yes	No
SACRAMENTO	ELK GROVE UNIFIED	55/67314-00-012	Career Tech New Construction	G	2/15/2019	5/22/2019	0.00	0.00	1,878,148.00	1,878,148.00	812,807,727.63	0.00	0.00	0.00	0.00	1,878,148.00	Yes	No
RIVERSIDE	VAL VERDE UNIFIED	55/75242-00-002	Career Tech New Construction	G	2/15/2019	5/22/2019	0.00	0.00	239,941.00	239,941.00	813,047,668.63	0.00	0.00	0.00	0.00	239,941.00	Yes	No
FRESNO	CARUTHERS UNIFIED	55/75598-00-001	Career Tech New Construction	G	2/15/2019	5/22/2019	0.00	0.00	1,551,155.00	1,551,155.00	814,598,823.63	0.00	0.00	0.00	0.00	1,551,155.00	Yes	No
ALAMEDA	OAKLAND UNIFIED	59/61259-00-002	Career Tech Rehabilitation	G	2/15/2019	5/22/2019	0.00	0.00	1,500,000.00	1,500,000.00	816,098,823.63	0.00	0.00	0.00	0.00	1,500,000.00	Yes	No
VENTURA	OXNARD UNION HIGH	59/72546-00-008	Career Tech Rehabilitation	G	2/15/2019	5/22/2019	0.00	0.00	757,998.00	757,998.00	816,856,821.63	0.00	0.00	0.00	0.00	757,998.00	Yes	No
YOLO	WASHINGTON UNIFIED	59/72694-00-002	Career Tech Rehabilitation	G	2/15/2019	5/22/2019	0.00	0.00	1,500,000.00	1,500,000.00	818,366,821.63	0.00	0.00	0.00	0.00	1,500,000.00	Yes	Yes
FRESNO	GOLDEN PLAINS UNIFIED	59/75234-00-002	Career Tech Rehabilitation	G	2/15/2019	5/22/2019	0.00	0.00	701,415.00	701,415.00	819,058,236.63	0.00	0.00	0.00	0.00	701,415.00	Yes	No
LOS ANGELES	GLENDALE UNIFIED	55/6456																

Attachment H
All Unfunded Approvals as of August 28, 2019 SAB

SCHOOL FACILITY PROGRAM
State Allocation Board Meeting, September 25, 2019

County	School District	Application Number	Program	Approval	Received Date	SAB Unfunded Approval	Financial Hardship Apportionment	Loan	State Share	Total Apportionment	Cumulative Amount	Prop. 1A	Prop. 47	Prop. 55	Prop. 1D	Prop. 51	Submitted Certification Letter May 2018	Grant Received as of 05/29/2019	
ORANGE	PLACENTIA-YORBA LINDA UNIFIED	57/66647-00-037	Modernization	G	12/7/2015	6/26/2019	\$0.00	0.00	2,352,210.00	2,352,210.00	955,734,977.62	0.00	0.00	0.00	0.00	2,352,210.00	N/A		
ORANGE	ROCKLIN UNIFIED	50/75085-00-013	New Construction	G	#####	6/26/2019	\$0.00	0.00	3,628,185.00	3,628,185.00	959,363,162.62	0.00	0.00	0.00	0.00	3,628,185.00	N/A	Yes	
TULARE	TIPTON ELEMENTARY	57/72215-00-002	Modernization	D	1/5/2016	6/26/2019	\$133,320.00	0.00	221,519.00	354,839.00	959,718,001.62	0.00	0.00	0.00	0.00	354,839.00	N/A	Yes	
CONTRA COSTA	ANTIOCH UNIFIED	57/61648-00-012	Modernization	G	1/22/2016	6/26/2019	\$0.00	0.00	877,671.00	877,671.00	960,956,672.62	0.00	0.00	0.00	0.00	877,671.00	N/A	Yes	
PLACER	ROSEVILLE CITY ELEMENTARY	50/68910-00-014	New Construction	G	1/27/2016	6/26/2019	\$0.00	0.00	10,898,580.00	10,898,580.00	971,494,252.62	0.00	0.00	0.00	0.00	10,898,580.00	N/A	Yes	
CONTRA COSTA	SAN RAMON VALLEY UNIFIED	57/61804-00-023	Modernization	G	1/29/2016	6/26/2019	\$0.00	0.00	850,988.00	850,988.00	972,345,240.62	0.00	0.00	0.00	0.00	850,988.00	N/A	Yes	
SAN DIEGO	GROSSMONT UNION HIGH	57/68130-00-023	Modernization	G	2/10/2016	6/26/2019	\$0.00	0.00	858,545.00	858,545.00	973,203,785.62	0.00	0.00	0.00	0.00	858,545.00	N/A		
SAN DIEGO	GROSSMONT UNION HIGH	57/68130-00-024	Modernization	G	2/11/2016	6/26/2019	\$0.00	0.00	10,729,237.00	10,729,237.00	983,933,022.62	0.00	0.00	0.00	0.00	10,729,237.00	N/A		
SANTA CRUZ	HAPPY VALLEY ELEMENTARY	57/69757-00-001	Modernization	D	2/24/2016	6/26/2019	\$81,359.00	0.00	123,139.00	204,498.00	984,137,520.62	0.00	0.00	0.00	0.00	204,498.00	N/A		
FRESNO	SANGER UNIFIED	57/62414-00-016	Modernization	G	2/25/2016	6/26/2019	\$0.00	0.00	517,559.00	517,559.00	984,655,079.62	0.00	0.00	0.00	0.00	517,559.00	N/A		
RIVERSIDE	PERRIS ELEMENTARY	54/67199-00-001	Charter	D	6/5/2017	6/26/2019	\$0.00	0.00	1,058,160.30	1,058,160.30	985,713,239.92	0.00	0.00	0.00	1,058,160.30	0.00	N/A	Yes	
RIVERSIDE	PERRIS ELEMENTARY	54/67199-00-002	Charter	D	6/5/2017	6/26/2019	\$0.00	0.00	111,668.80	111,668.80	985,824,908.72	0.00	0.00	0.00	0.00	111,668.80	N/A	Yes	
LOS ANGELES	CULVER CITY UNIFIED	59/64444-00-002	Career Tech Rehabilitation	D	2/11/2019	6/26/2019	0.00	0.00	1,500,000.00	1,500,000.00	987,324,908.72	0.00	0.00	0.00	0.00	1,500,000.00	N/A		
ALAMEDA	OAKLAND UNIFIED	54/61259-00-011	Charter	D	6/2/2017	7/23/2019	0.00	1,020,554.30	1,020,554.30	2,041,108.60	989,366,017.32	0.00	0.00	0.00	0.00	2,041,108.60	N/A	Yes	
ALAMEDA	OAKLAND UNIFIED	54/61259-00-006	Charter	D	6/5/2017	7/23/2019	0.00	1,093,590.50	1,093,590.50	2,187,181.00	991,553,198.32	0.00	0.00	0.00	0.00	2,187,181.00	N/A		
ALAMEDA	OAKLAND UNIFIED	54/61259-09-006	Charter	D	6/5/2017	7/23/2019	0.00	237,707.30	237,707.30	475,414.60	992,028,612.92	0.00	0.00	0.00	0.00	475,414.60	N/A	Yes	
ALAMEDA	OAKLAND UNIFIED	54/61259-09-007	Charter	D	6/5/2017	7/23/2019	0.00	512,292.70	512,292.70	1,024,585.40	993,053,198.32	0.00	0.00	0.00	0.00	1,024,585.40	N/A	Yes	
ALAMEDA	OAKLAND UNIFIED	54/61259-13-005	Charter	D	6/5/2017	7/23/2019	0.00	69,635.80	69,635.80	139,271.60	993,192,469.92	0.00	0.00	0.00	0.00	139,271.60	N/A		
ALAMEDA	OAKLAND UNIFIED	54/61259-13-006	Charter	D	6/5/2017	7/23/2019	0.00	337,475.40	337,475.40	674,950.80	993,867,420.72	0.00	0.00	0.00	0.00	674,950.80	N/A		
SANTA CLARA	EAST SIDE UNION HIGH	54/69427-00-005	Charter	D	6/5/2017	7/23/2019	0.00	1,552,568.80	1,552,568.80	3,105,137.60	996,972,558.32	0.00	0.00	0.00	0.00	3,105,137.60	N/A		
SANTA CLARA	EAST SIDE UNION HIGH	54/69427-00-006	Charter	D	6/5/2017	7/23/2019	0.00	27,429.70	27,429.70	54,859.40	997,027,417.72	0.00	0.00	0.00	0.00	54,859.40	N/A		
SOLANO	SOLANO COUNTY OFFICE OF EDUCATION	50/10488-00-032	New Construction	G	2/14/2013	8/28/2019	\$2,823,939.00	0.00	\$2,823,939.00	5,647,878.00	1,002,675,295.72	0.00	0.00	0.00	0.00	5,647,878.00	N/A		
SOLANO	SOLANO COUNTY OFFICE OF EDUCATION	50/10488-00-027	Modernization	G	2/14/2013	8/28/2019	\$487,884.00	0.00	\$731,826.00	1,219,710.00	1,003,895,005.72	0.00	0.00	0.00	0.00	1,219,710.00	N/A		
KINGS	ISLAND UNION ELEMENTARY	50/63933-00-002	New Construction	G	4/24/2014	8/28/2019	\$4,390,017.50	0.00	\$4,390,017.50	8,780,035.00	1,012,675,040.72	1,204,252.00	0.00	0.00	0.00	8,780,035.00	N/A		
LOS ANGELES	AZUSA UNIFIED	57/64279-00-014	Modernization	G	3/17/2016	8/28/2019	\$0.00	0.00	\$52,120.00	52,120.00	1,012,727,160.72	0.00	52,120.00	0.00	0.00	0.00	0.00	N/A	
TULARE	VISALIA UNIFIED	50/72256-00-029	New Construction	G	3/29/2016	8/28/2019	\$0.00	0.00	\$13,549,016.00	13,549,016.00	1,026,276,176.72	0.00	0.00	0.00	0.00	13,549,016.00	N/A		
SAN FRANCISCO	SAN FRANCISCO UNIFIED	57/68478-00-059	Modernization	G	4/4/2016	8/28/2019	\$0.00	0.00	\$1,970,048.00	1,970,048.00	1,028,246,224.72	0.00	0.00	0.00	0.00	1,970,048.00	N/A		
SAN MATEO	SEQUOIA UNION HIGH	50/69062-01-011	New Construction	G	4/5/2016	8/28/2019	\$0.00	0.00	\$497,281.00	497,281.00	1,028,743,505.72	0.00	0.00	0.00	0.00	497,281.00	N/A		
SAN MATEO	SEQUOIA UNION HIGH	50/69062-01-010	New Construction	G	4/6/2016	8/28/2019	\$0.00	0.00	\$4,956,586.00	4,956,586.00	1,033,700,091.72	0.00	0.00	0.00	0.00	4,956,586.00	N/A		
FRESNO	CLAY JOINT ELEMENTARY	57/62109-00-002	Modernization	D	4/11/2016	8/28/2019	\$8,847.00	0.00	\$78,515.00	87,362.00	1,033,787,453.72	0.00	0.00	0.00	0.00	87,362.00	N/A		
SACRAMENTO	NATOMAS UNIFIED	50/75283-00-015	New Construction	G	4/12/2016	8/28/2019	\$0.00	0.00	\$9,904,043.00	9,904,043.00	1,043,691,496.72	0.00	0.00	0.00	0.00	9,904,043.00	N/A		
SAN FRANCISCO	SAN FRANCISCO UNIFIED	57/68478-00-058	Modernization	G	4/13/2016	8/28/2019	\$0.00	0.00	\$1,837,144.00	1,837,144.00	1,045,528,640.72	0.00	99,534.32	197,088.57	0.00	1,540,521.11	N/A		
CONTRA COSTA	SAN RAMON VALLEY UNIFIED	50/61804-02-011	New Construction	G	4/14/2016	8/28/2019	\$0.00	0.00	\$4,509,270.00	4,509,270.00	1,050,037,910.72	0.00	0.00	0.00	0.00	4,509,270.00	N/A		
LOS ANGELES	DOWNNEY UNIFIED	57/64907-00-029	Modernization	G	4/14/2016	8/28/2019	\$0.00	0.00	\$8,870,895.00	8,870,895.00	1,059,309,805.72	0.00	0.00	0.00	0.00	8,870,895.00	N/A		
FRESNO	SANGER UNIFIED	50/62414-00-017	New Construction	G	4/25/2016	8/28/2019	\$0.00	0.00	\$2,408,540.00	2,408,540.00	1,061,317,345.72	0.00	0.00	0.00	0.00	2,408,540.00	N/A		
LOS ANGELES	DOWNNEY UNIFIED	50/64451-00-013	New Construction	G	4/25/2016	8/28/2019	\$0.00	0.00	\$1,197,086.00	1,197,086.00	1,062,514,431.72	0.00	0.00	0.00	0.00	1,197,086.00	N/A		
LOS ANGELES	NEWHALL ELEMENTARY	57/64832-00-004	Modernization	G	4/29/2016	8/28/2019	\$0.00	0.00	\$2,269,824.00	2,269,824.00	1,064,784,255.72	0.00	0.00	0.00	0.00	2,269,824.00	N/A		
CONTRA COSTA	SAN RAMON VALLEY UNIFIED	50/61804-02-010	New Construction	G	5/6/2016	8/28/2019	\$0.00	0.00	\$1,562,603.00	1,562,603.00	1,066,346,858.72	0.00	0.00	0.00	0.00	1,562,603.00	N/A		
SAN MATEO	SEQUOIA UNION HIGH	57/69062-00-036	Modernization	G	5/9/2016	8/28/2019	\$0.00	0.00	\$1,130,137.00	1,130,137.00	1,067,476,995.72	0.00	0.00	0.00	0.00	1,130,137.00	N/A		
LOS ANGELES	DOWNNEY UNIFIED	57/64451-00-027	Modernization	G	5/11/2016	8/28/2019	\$0.00	0.00	\$1,171,433.00	1,171,433.00	1,068,648,428.72	0.00	0.00	0.00	0.00	1,171,433.00	N/A		
SAN BERNARDINO	CHAFFEY JOINT UNION HIGH	50/67652-00-020	New Construction	G	5/12/2016	8/28/2019	\$0.00	0.00	\$13,633,582.00	13,633,582.00	1,082,282,010.72	0.00	0.00	0.00	0.00	13,633,582.00	N/A		
CONTRA COSTA	WEST CONTRA COSTA UNIFIED	57/61796-00-051	Modernization	G	5/13/2016	8/28/2019	\$0.00	0.00	\$23,400,090.00	23,400,090.00	1,105,682,100.72	0.00	0.00	0.00	0.00	23,400,090.00	N/A		
TULARE	DUNBAR UNIFIED	57/75531-00-010	Modernization	G	5/13/2016	8/28/2019	\$415,041.00	0.00	\$622,561.00	1,037,602.00	1,059,216,552.13	0.00	0.00	0.00	0.00	1,037,602.00	N/A		
LOS ANGELES	POMONA UNIFIED	57/64907-00-029	Modernization	G	5/24/2016	8/28/2019	\$0.00	0.00	\$3,044,264.00	3,044,264.00	1,108,726,364.72	0.00	0.00	0.00	0.00	3,044,264.00	N/A		
ORANGE	IRVINE UNIFIED	50/73650-00-028	New Construction	G	6/1/2016	8/28/2019	\$0.00	0.00	\$1,236,192.00	1,236,192.00	1,109,962,556.72	0.00	0.00	0.00	0.00	1,236,192.00	N/A		
MONTEREY	SANTA RITA UNION ELEMENTARY	50/65619-00-009	New Construction	J	6/2/2016	8/28/2019	\$1,508,346.00	0.00	\$2,152,315.00	3,660,661.00	1,113,623,217.72	0.00	0.00	0.00	0.00	3,660,661.00	N/A		
TULARE	TULARE CITY ELEMENTARY	57/72231-00-010	Modernization	G	6/15/2016	8/28/2019	\$0.00	0.00	\$670,826.00	670,826.00	1,114,294,043.72	0.00	0.00	0.00	0.00	670,826.00	N/A		
TULARE	TULARE JOINT UNION HIGH	57/72249-00-005	Modernization	G	6/15/2016	8/28/2019	\$0.00	0.00	\$2,007,707.00	2,007,707.00	1,116,301,750.72	0.00	0.00	0.00	0.00	2,007,707.00	N/A		
LOS ANGELES	POMONA UNIFIED	57/64907-00-030	Modernization	G	6/22/2016	8/28/2019	\$0.00	0.00	\$634,890.00	634,890.00	1,116,936,640.72	0.00	0.00	0.00	0.00	634,890.00	N/A		
RIVERSIDE	TEMECULA VALLEY UNIFIED	57/75192-00-005	Modernization	G	6/27/2016	8/28/2019	\$0.00	0.00	\$2,631,232.00	2,631,232.00	1,119,567,872.72	0.00	0.00	0.00	0.00	2,631,232.00	N/A		
RIVERSIDE	TEMECULA VALLEY UNIFIED	57/75192-00-006	Modernization	G	6/27/2016	8/28/2019	\$0.00	0.00	\$1,745,912.00	1,745,912.00	1,121,313,784.72	0.00	0.00	0.00	0.00	1,745,912.00	N/A		
RIVERSIDE	TEMECULA VALLEY UNIFIED	57/75192-00-007	Modernization	G	6/27/2016	8/28/2019	\$0.00	0.00	\$3,655,950.00	3,655,950.00	1,124,969,734.72	0.00	0.00	0.00	0.00	3,655,950.00	N/A		
SAN MATEO	SEQUOIA UNION HIGH	50/69062-01-012	New Construction	G	6/28/2016	8/28/2019	\$0.00	0.00	\$5,861,873.00	5,861,873.00	1,130,631,607.72	0.00	0.00	0.00	0.00	5,861,873.00	N/A		
MONTEREY	SANTA RITA UNION ELEMENTARY	50/65619-00-010	New Construction	G	7/1/2016	8/28/2019	\$0.00	0.00	\$1,558,394.00	1,558,394.00	1,132,300,001.72	0.00	0.00	0.00	0.00	1,558,394.00	N/A		
LOS ANGELES	AZUSA UNIFIED	57/64279-00-016	Modernization	G	7/5/2016	8/28/2019	\$0.00	0.00	\$667,893.00	667,893.00	1,133,057,894.72	0.00	0.00	0.00	0.00	667,893.00	N/A		

Attachment H
 All Unfunded Approvals as of August 28, 2019 SAB
 SCHOOL FACILITY PROGRAM
 State Allocation Board Meeting, September 25, 2019

County	School District	Application Number	Program	Approval	Received Date	SAB Unfunded Approval	Financial Hardship Apportionment	Loan	State Share	Total Apportionment	Cumulative Amount	Prop. 1A	Prop. 47	Prop. 55	Prop. 1D	Prop. 51	Submitted Certification Letter May 2018	Grant Agreement Received as of 05/29/2019
RIVERSIDE	PALM SPRINGS UNIFIED	50/67173-00-012	New Construction	G	8/3/2016	8/28/2019	\$0.00	0.00	\$497,236.00	497,236.00	1,253,966,290.72	0.00	0.00	0.00	0.00	497,236.00	N/A	
RIVERSIDE	PERRIS ELEMENTARY	50/67199-00-012	New Construction	G	8/5/2016	8/28/2019	\$0.00	0.00	\$14,971,682.00	14,971,682.00	1,268,937,972.72	0.00	0.00	0.00	0.00	14,971,682.00	N/A	
SACRAMENTO	SAN JUAN UNIFIED	57/67447-00-060	Modernization	G	8/5/2016	8/28/2019	\$0.00	0.00	\$822,766.96	822,766.96	1,269,760,739.68	0.00	0.00	0.00	0.00	822,766.96	N/A	
KERN	BAKERSFIELD CITY ELEMENTARY	50/63321-00-030	New Construction	G	8/11/2016	8/28/2019	\$0.00	0.00	\$2,977,327.00	2,977,327.00	1,272,738,066.68	0.00	0.00	0.00	0.00	2,977,327.00	N/A	
SOLANO	FAIRFIELD-SUISUN UNIFIED	50/70540-00-026	New Construction	G	8/11/2016	8/28/2019	\$0.00	0.00	\$1,563,012.00	1,563,012.00	1,274,301,078.68	0.00	0.00	0.00	0.00	1,563,012.00	N/A	
ORANGE	ANAHEIM UNION HIGH	55/66431-00-001	Career Tech New Construction	G	2/15/2019	8/28/2019	\$0.00	0.00	\$1,137,053.00	1,137,053.00	1,275,438,131.68	0.00	0.00	0.00	0.00	1,137,053.00	N/A	
Total									\$1,202,377,513.34	\$1,275,438,131.68		\$1,648,399.50	\$216,156.82	\$13,126,349.76	\$47,567,783.18	#####		

D = Design grant only
 S = Site grant only
 J = Site and Design grant only
 G = Full funding grant
 L = Closeout



Proposition 1A
 Proposition 47
 Proposition 55
 Proposition 1D
 Proposition 51

SCHOOL DISTRICT DATA

Application No: 58/64733-00-003 County: Los Angeles
 School District: Los Angeles Unified School Name: Monroe (James) High

PROJECT DATA

Type of Project: High School Application Filing Basis: Site Specific
 Pupils Assigned Under 50 Yrs: K-6:
 7-8:
 9-12:
 Non-Severe:
 Severe:
 Financial Hardship Requested: No Recommended Acres: 60.3
 Alternative Education School: No Existing Acres: 35.1

ADJUSTED GRANT DATA

Rehabilitation	\$ 800,593.00
Total State Share (50%)	800,593.00
District Share (50%)	800,593.00
Total Project Cost	<u>\$ 1,601,186.00</u>

PROJECT FINANCING

<u>State Share</u>	
This Project	\$ 800,593.00
<u>District Share</u>	
Cash Contribution	800,593.00
Financial Hardship	
Total Project Cost	<u>\$ 1,601,186.00</u>

HISTORY OF PROJECT COST AND APPORTIONMENT

	Fund Code	Proposition	Previously Authorized	Authorized This Action	State Apportionment This Action
<u>State Share</u>					
Modernization/Additional Grant	951-505	51	\$ 800,593.00	\$ (800,593.00)	\$
Modernization/Additional Grant	051-505	51		\$ 800,593.00	\$ 800,593.00
<u>District Share</u>					
Cash Contribution			800,593.00		
Total			<u>\$ 1,601,186.00</u>	<u>\$ 0.00</u>	<u>\$ 800,593.00</u>

Funding Source: Proposition 51 Bonds/2016-Nov.

Pursuant to the Board's action on September 25, 2019, the District is required to submit a complete *Fund Release Authorization* (Form SAB 50-05) on or before December 24, 2019, otherwise, the apportionment will be rescinded without further Board action. This project has previously incurred one nonparticipation occurrence.

The Form SAB 50-05 submittal must contain an original signature from a designated District Representative and must be physically received by the Office of Public School Construction at 707 Third Street, West Sacramento, CA 95605 prior to the close of business on December 24, 2019.

The District shall ensure that it is in compliance with all applicable laws, regulations and certifications it made on the program forms.

The school district is responsible for ensuring that the project is compliant with Prevailing Wage Monitoring and/or Labor Compliance Program requirements at the time construction contracts are executed and/or construction commenced.

Based on the Board's action on June 5, 2017, this project is subject to the Grant Agreement submittal pursuant to School Facility Program Regulation Section 1859.90.4.

SCHOOL DISTRICT DATA

Application No: 58/68098-00-001 County: San Diego
 School District: Escondido Union School Name: Mission Middle School

PROJECT DATA

Type of Project: Middle School Application Filing Basis: Site Specific
 Pupils Assigned Under 50 Yrs: K-6:
 7-8:
 9-12:
 Non-Severe:
 Severe:
 Financial Hardship Requested: No Recommended Acres:
 Alternative Education School: No Existing Acres:

ADJUSTED GRANT DATA

Rehabilitation	\$ 536,180.88
Total State Share (60%)	536,180.88
District Share (40%)	357,453.92
Total Project Cost	<u>\$ 893,634.80</u>

PROJECT FINANCING

State Share	
This Project	\$ 536,180.88
District Share	
Cash Contribution	357,453.92
Financial Hardship	
Total Project Cost	<u>\$ 893,634.80</u>

HISTORY OF PROJECT COST AND APPORTIONMENT

	Fund Code	Proposition	Previously Authorized	Authorized This Action	State Apportionment This Action
State Share					
Modernization/Additional Grant	951-570	51	\$ 536,180.88	\$ (536,180.88)	
Modernization/Additional Grant	051-570	51		536,180.88	\$ 536,180.88
District Share					
Cash Contribution			357,453.92		
Total			<u>\$ 893,634.80</u>	<u>\$ 0.00</u>	<u>\$ 536,180.88</u>

Funding Source: Proposition 51 Bonds/2016-Nov.

Pursuant to the Board's action on September 25, 2019, the District is required to submit a complete *Fund Release Authorization* (Form SAB 50-05) on or before December 24, 2019, otherwise, the apportionment will be rescinded without further Board action. This project has previously incurred one nonparticipation occurrence.

The Form SAB 50-05 submittal must contain an original signature from a designated District Representative and must be physically received by the Office of Public School Construction at 707 Third Street, West Sacramento, CA 95605 prior to the close of business on December 24, 2019. 95605 prior to the close of business on December 24, 2019.

The school district is responsible for ensuring the project is compliant with all Prevailing Wage Monitoring and/or Labor Compliance Program requirements at the time construction contracts were executed and/or construction commenced.

The District shall ensure that it is in compliance with all applicable laws, regulations and certifications it made on the program forms.

Based on the Board's action on June 5, 2017, this project is subject to the Grant Agreement submittal pursuant to School Facility Program Regulation Section 1859.90.4.

SCHOOL DISTRICT DATA

Application No: 51/66431-00-001	County: Orange
School District: Anaheim Union High	School Name: Anaheim High

PROJECT DATA

Type of Project: High School

K-6:

7-8:

9-12:

Non-Severe:

Severe:

Application Filing Basis: District Wide

Number of Classrooms:

Master Acres:

Existing Acres: 54.47

Proposed Acres:

Recommended Acres: 37.2

Facility Hardship (a): Yes

Financial Hardship Requested: No

Alternative Education School: No

Addition to Existing Site: No

ADJUSTED GRANT DATA

Service Site	\$	1,471,686.31
Utilities		568,025.25
Fac. Hardship Other 2460 Sq. Ft.		492,000.00
Total State Share (50%)		2,531,711.56
District Share (50%)		2,531,711.56
Total Project Cost	\$	<u><u>5,063,423.12</u></u>

PROJECT FINANCING

State Share

This Project \$ 2,531,711.56

District Share

Cash Contribution 2,531,711.56

Financial Hardship

Total Project Cost \$ 5,063,423.12

PROJECT COST AND APPORTIONMENT

	Fund Code	Proposition	Previously Authorized	Authorized This Action	State Apportionment This Action
<u>State Share</u>					
New Construction/Add. Grant	951-500	51	\$ 2,531,711.56	\$ (2,531,711.56)	
New Construction/Add. Grant	051-500	51		2,531,711.56	\$ 2,531,711.56
<u>District Share</u>					
Cash Contribution			2,531,711.56		
Total			<u>\$ 5,063,423.12</u>	<u>\$ 0.00</u>	<u>\$ 2,531,711.56</u>

Funding Source: Proposition 51 Bonds/2006-Nov.

Pursuant to the Board's action on September 25, 2019, the District is required to submit a complete *Fund Release Authorization* (Form SAB 50-05) on or before December 24, 2019, otherwise, the apportionment will be rescinded without further Board action and will receive a new Unfunded Approval date of December 24, 2019.

The Form SAB 50-05 submittal must contain an original signature from a designated District Representative and must be physically received by the Office of Public School Construction at 707 Third Street, West Sacramento, CA 95605 prior to the close of business on December 24, 2019.

The District shall ensure that it is in compliance with all applicable laws, regulations and certifications it made on the program forms.

The District is responsible for ensuring that the project is compliant with Prevailing Wage Monitoring and/or Labor Compliance Program requirements at the time construction contracts are executed and/or construction commenced.

Based on the Board's action on June 5, 2017, this project is subject to the Grant Agreement submittal pursuant to School Facility Program Regulation Section 1859.90.4.

SCHOOL DISTRICT DATA

Application No: 58/72041-00-001	County: Tulare
School District: Pixley Union Elementary	School Name: Pixley Elementary

PROJECT DATA

Type of Project: Elementary School	Application Filing Basis: Site Specific
Pupils Assigned Under 50 Yrs:	
K-6:	
7-8:	
9-12:	
Non-Severe:	
Severe:	
Financial Hardship Requested: Yes	Recommended Acres: 13.7
Alternative Education School: No	Existing Acres: 19.48

ADJUSTED GRANT DATA

Rehabilitation	\$ 301,212.00
Project Assistance	3,978.00
Total State Share (60%)	305,190.00
District Share (40%)	203,460.00
Total Project Cost	\$ 508,650.00

PROJECT FINANCING

State Share	
This Project	\$ 305,190.00
District Share	
Cash Contribution	
Financial Hardship	203,460.00
Total Project Cost	\$ 508,650.00

HISTORY OF PROJECT COST AND APPORTIONMENT

	Fund Code	Proposition	Previously Authorized	Authorized This Action	State Apportionment This Action
State Share					
Modernization/Additional Grant	919-612	1A	\$ 87,801.60	\$ (87,801.60)	
Modernization/Additional Grant	119-612	1A		87,801.60	\$ 87,801.60
Modernization/Additional Grant	919-617	1A	178,686.90	(178,686.90)	
Modernization/Additional Grant	119-617	1A		178,686.90	178,686.90
Modernization/Additional Grant	947-571	47	38,701.50	(38,701.50)	
Modernization/Additional Grant	047-571	47		38,701.50	38,701.50
District Share					
Cash Contribution					
Financial Hardship	919-612	1A	58,534.40	(58,534.40)	
Financial Hardship	119-612	1A		58,534.40	58,534.40
Financial Hardship	919-617	1A	119,124.60	(119,124.60)	
Financial Hardship	119-617	1A		119,124.60	119,124.60
Financial Hardship	947-571	47	25,801.00	(25,801.00)	
Financial Hardship	047-571	47		25,801.00	25,801.00
Total			\$ 508,650.00	\$ 0.00	\$ 508,650.00

Funding Sources: Proposition 1A Bonds/1998-Nov.; Proposition 47 Bonds/2002-Nov.

Pursuant to the Board's action on September 25, 2019, the District is required to submit a complete *Fund Release Authorization* (Form SAB 50-05) on or before December 24, 2019, otherwise, the apportionment will be rescinded without further Board action and will receive a new Unfunded Approval date of December 24, 2019.

The Form SAB 50-05 submittal must contain an original signature from a designated District Representative and must be physically received by the Office of Public School Construction at 707 Third Street, West Sacramento, CA 95605 prior to the close of business on December 24, 2019.

The District shall ensure that it is in compliance with all applicable laws, regulations and certifications it made on the program forms.

Based on the Board's action on June 5, 2017, this project is subject to the Grant Agreement submittal pursuant to School Facility Program Regulation Section 1859.90.4.

The District qualifies for financial hardship pursuant to SFP Regulation Section 1859.81(c)(1). The District has demonstrated it is financially unable to provide all or a part of the matching funds and is levying the developer fees or equal alternative revenue source justified by law. The District's outstanding bonded indebtedness (as of January 31, 2019) is at least 60 percent of its total bonding capacity.

The District is responsible for ensuring that the project is compliant with Prevailing Wage Monitoring and/or Labor Compliance Program requirements at the time construction contracts are executed and/or construction commenced.

SCHOOL DISTRICT DATA

Application No: 51/64311-00-006	County: Los Angeles
School District: Beverly Hills Unified	School Name: Beverly Hills High

PROJECT DATA

Type of Project: High School

K-6:

7-8:

9-12:

Non-Severe:

Severe:

Application Filing Basis: District Wide

Number of Classrooms:

Master Acres:

Existing Acres: 25.05

Proposed Acres:

Recommended Acres: 41.2

Facility Hardship (a): No

Financial Hardship Requested: No

Alternative Education School: No

Addition to Existing Site: Yes

Core Facilities: Administration, Toilet

PROJECT FINANCING

State Share

This Project \$ 12,420,810.00

District Share

Cash Contribution 12,420,810.00

Financial Hardship

Total Project Cost \$ 24,841,620.00

HISTORY OF PROJECT COST AND APPORTIONMENT

	Fund Code	Proposition	Previously Authorized	Authorized This Action		State Apportionment This Action
State Share						
New Construction/Add. Grant	957-505	1D	\$ 194,828.38	\$ (194,828.38)		
New Construction/Add. Grant	057-505	1D		194,828.38	\$	194,828.38
New Construction/Add. Grant	951-505	51	12,225,981.62	(12,225,981.62)		
New Construction/Add. Grant	051-505	51		12,225,981.62		12,225,981.62
District Share						
Cash Contribution			12,420,810.00			
Total			<u>\$ 24,841,620.00</u>	<u>\$ 0.00</u>	\$	<u>12,420,810.00</u>

Funding Sources: Proposition 1D Bonds/2006-Nov.; Proposition 51 Bonds/2016-Nov.

Pursuant to the Board's action on September 25, 2019, the District is required to submit a complete *Fund Release Authorization* (Form SAB 50-05) on or before December 24, 2019, otherwise, the apportionment will be rescinded without further Board action and will receive a new Unfunded Approval date of December 24, 2019.

The Form SAB 50-05 submittal must contain an original signature from a designated District Representative and must be physically received by the Office of Public School Construction at 707 Third Street, West Sacramento, CA 95605 prior to the close of business on December 24, 2019.

The District shall ensure that it is in compliance with all applicable laws, regulations and certifications it made on the program forms.

Based on the Board's action on June 5, 2017, this project is subject to the Grant Agreement submittal pursuant to School Facility Program Regulation Section 1859.90.4.

The District is responsible for ensuring that the project is compliant with Prevailing Wage Monitoring and/or Labor Compliance Program requirements at the time construction contracts are executed and/or construction commenced.

SCHOOL DISTRICT DATA

Application No: 58/66092-00-006 County: Monterey
 School District: Monterey Peninsula Unified School Name: Seaside High

PROJECT DATA

Type of Project: High School Application Filing Basis: Site Specific
 Pupils Assigned Under 50 Yrs: K-6:
 7-8:
 9-12:
 Non-Severe:
 Severe:
 Financial Hardship Requested: No Recommended Acres: 36.00
 Alternative Education School: No Existing Acres: 56.38

ADJUSTED GRANT DATA

Rehabilitation	\$ 1,249,422.47
Total State Share (60%)	1,249,422.47
District Share (40%)	832,948.31
Total Project Cost	<u>\$ 2,082,370.78</u>

PROJECT FINANCING

<u>State Share</u>	
This Project	\$ 1,249,422.47
<u>District Share</u>	
Cash Contribution	832,948.31
Financial Hardship	
Total Project Cost	<u>\$ 2,082,370.78</u>

HISTORY OF PROJECT COST AND APPORTIONMENT

	Fund Code	Proposition	Previously Authorized	Authorized This Action	State Apportionment This Action
<u>State Share</u>					
Modernization/Additional Grant	951-570	51	\$ 1,249,422.47	\$ (1,249,422.47)	
Modernization/Additional Grant	051-570	51		1,249,422.47	\$ 1,249,422.47
<u>District Share</u>					
Cash Contribution			832,948.31		
Total			<u>\$ 2,082,370.78</u>	<u>\$ 0.00</u>	<u>\$ 1,249,422.47</u>

Funding Source: Proposition 51 Bonds/2016-Nov.

Pursuant to the Board's action on September 25, 2019, the District is required to submit a complete *Fund Release Authorization* (Form SAB 50-05) on or before December 24, 2019, otherwise, the apportionment will be rescinded without further Board action and will receive a new Unfunded Approval date of December 24, 2019.

The Form SAB 50-05 submittal must contain an original signature from a designated District Representative and must be physically received by the Office of Public School Construction at 707 Third Street, West Sacramento, CA 95605 prior to the close of business on December 24, 2019.

The District shall ensure that it is in compliance with all applicable laws, regulations and certifications it made on the program forms.

Based on the Board's action on June 5, 2017, this project is subject to the Grant Agreement submittal pursuant to School Facility Program Regulation Section 1859.90.4.

The District is responsible for ensuring that the project is compliant with Prevailing Wage Monitoring and/or Labor Compliance Program requirements at the time construction contracts are executed and/or construction commenced.

SCHOOL DISTRICT DATA

Application No: 58/70524-00-001 County: Solano
 School District: Benicia Unified School Name: Benicia High

PROJECT DATA

Type of Project: High School Application Filing Basis: Site Specific
 Pupils Assigned Under 50 Yrs: K-6:
 7-8:
 9-12:
 Non-Severe:
 Severe:
 Financial Hardship Requested: No Recommended Acres: 46.5
 Alternative Education School: No Existing Acres: 42.9

ADJUSTED GRANT DATA

Rehabilitation	\$ 1,458,514.00
Total State Share (60%)	1,458,514.00
District Share (40%)	972,343.00
Total Project Cost	<u>\$ 2,430,857.00</u>

PROJECT FINANCING

<u>State Share</u>	
This Project	\$ 1,458,514.00
District Share	
Cash Contribution	972,343.00
Financial Hardship	
Total Project Cost	<u>\$ 2,430,857.00</u>

HISTORY OF PROJECT COST AND APPORTIONMENT

	Fund Code	Proposition	Previously Authorized	Authorized This Action	State Apportionment This Action
<u>State Share</u>					
Modernization/Additional Grant	951-570	51	\$ 1,458,514.00	\$ (1,458,514.00)	
Modernization/Additional Grant	051-570	51		1,458,514.00	\$ 1,458,514.00
<u>District Share</u>					
Cash Contribution			972,343.00		
Total			<u>\$ 2,430,857.00</u>	<u>\$ 0.00</u>	<u>\$ 1,458,514.00</u>

Funding Source: Proposition 51 Bonds/2016-Nov.

Pursuant to the Board's action on September 25, 2019, the District is required to submit a complete *Fund Release Authorization* (Form SAB 50-05) on or before December 24, 2019, otherwise, the apportionment will be rescinded without further Board action and will receive a new Unfunded Approval date of December 24, 2019.

The Form SAB 50-05 submittal must contain an original signature from a designated District Representative and must be physically received by the Office of Public School Construction at 707 Third Street, West Sacramento, CA 95605 prior to the close of business on December 24, 2019.

The District shall ensure that it is in compliance with all applicable laws, regulations and certifications it made on the program forms.

Based on the Board's action on June 5, 2017, this project is subject to the Grant Agreement submittal pursuant to School Facility Program Regulation Section 1859.90.4.

The District is responsible for ensuring that the project is compliant with Prevailing Wage Monitoring and/or Labor Compliance Program requirements at the time construction contracts are executed and/or construction commenced.

SCHOOL DISTRICT DATA

Application No: 51/63685-00-001	County: Kern
School District: Muroc Joint Unified	School Name: Desert Junior-Senior High
PROJECT DATA	
Type of Project: High School	
K-6:	
7-8:	
9-12:	
Non-Severe:	
Severe:	
Application Filing Basis: District Wide	
Number of Classrooms:	
Master Acres: 41.5	
Existing Acres: 41.5	
Proposed Acres:	
Recommended Acres: 30.3	
Facility Hardship (a): Yes	
Financial Hardship Requested: Yes	
Alternative Education School: No	
Addition to Existing Site: Yes	
Core Facilities: Gymnasium, Toilet	
ADJUSTED GRANT DATA	
Project Assistance	\$ 7,460.00
Service Site	675,509.00
Utilities	73,116.00
Fac. Hardship Toilet 5218 Sq. Ft.	1,873,262.00
Fac. Hardship Other 3162 Sq. Ft.	632,400.00
Geographic Index 5%	125,283.10
Total State Share (50%)	3,387,030.10
District Share (50%)	3,387,030.10
Total Project Cost	\$ 6,774,060.20

PROJECT FINANCING

State Share	
This Project	\$ 3,387,030.10
District Share	
Cash Contribution	
Financial Hardship	3,387,030.10
Total Project Cost	\$ 6,774,060.20

HISTORY OF PROJECT COST AND APPORTIONMENT

	Fund Code	Proposition	Previously Authorized	Authorized This Action	State Apportionment This Action
State Share					
New Construction/Add. Grant	051-500	51	\$ 595,585.00		
New Construction/Add. Grant	951-500	51	2,791,445.10	\$ (2,791,445.10)	
New Construction/Add. Grant	051-500	51		2,791,445.10	\$ 2,791,445.10
District Share					
Cash Contribution					
Financial Hardship	051-500	51	595,585.00		
Financial Hardship	951-500	51	2,791,445.10	(2,791,445.10)	
Financial Hardship	051-500	51		2,791,445.10	2,791,445.10
Total			\$ 6,774,060.20	\$ 0.00	\$ 5,582,890.20

Funding Source: Proposition 51 Bonds/2016-Nov.

Pursuant to the Board's action on September 25, 2019, the District is required to submit a complete *Fund Release Authorization* (Form SAB 50-05) on or before December 24, 2019, otherwise, the apportionment will be rescinded without further Board action and will receive a new Unfunded Approval date of December 24, 2019.

The Form SAB 50-05 submittal must contain an original signature from a designated District Representative must be physically received by the Office of Public School Construction at 707 Third Street, West Sacramento, CA 95605 prior to the close of business on December 24, 2019.

The District shall ensure that it is in compliance with all applicable laws, regulations and certifications it made on the program forms.

Based on the Board's action on June 5, 2017, this project is subject to the Grant Agreement submittal pursuant to School Facility Program Regulation Section 1859.90.4.

The District qualifies for financial hardship pursuant to SFP Regulation Section 1859.81(c)(1). The District has demonstrated it is financially unable to provide all or a part of the matching funds and is levying the developer fees or equal alternative revenue source justified by law. The District's outstanding bonded indebtedness as of April 25, 2018 is at least 60 percent of its total bonding capacity.

The District is responsible for ensuring that the project is compliant with Prevailing Wage Monitoring and/or Labor Compliance Program requirements at the time construction contracts are executed and/or construction commenced.

SCHOOL DISTRICT DATA

Application No: 58/63685-00-001 County: Kern
 School District: Muroc Joint Unified School Name: Desert Junior-Senior High

PROJECT DATA

Type of Project: High School Application Filing Basis: Site Specific
 Pupils Assigned Under 50 Yrs: K-6:
 7-8:
 9-12:
 Non-Severe:
 Severe:
 Financial Hardship Requested: Yes Recommended Acres: 30.3
 Alternative Education School: No Existing Acres: 41.5

ADJUSTED GRANT DATA

Rehabilitation	\$ 494,565.62
Project Assistance	3,978.00
Total State Share (50%)	<u>498,543.62</u>
District Share (50%)	<u>498,543.62</u>
Total Project Cost	<u><u>\$ 997,087.24</u></u>

PROJECT FINANCING

<u>State Share</u>	
This Project	\$ 498,543.62
<u>District Share</u>	
Cash Contribution	2,139.00
Financial Hardship	496,404.62
Total Project Cost	<u><u>\$ 997,087.24</u></u>

HISTORY OF PROJECT COST AND APPORTIONMENT

	Fund Code	Proposition	Previously Authorized	Authorized This Action	State Apportionment This Action
<u>State Share</u>					
New Construction Grant	057-505	1D	\$ 96,158.00		
New Construction Grant	951-505	51	402,385.62	\$ (402,385.62)	
New Construction Grant	051-505	51		402,385.62	\$ 402,385.62
<u>District Share</u>					
Cash Contribution			2,139.00		
Financial Hardship	057-505	1D	96,158.00		
Financial Hardship	951-505	51	400,246.62	(400,246.62)	
Financial Hardship	051-505	51		400,246.62	400,246.62
Total			<u>\$ 997,087.24</u>	<u>\$ 0.00</u>	<u>\$ 802,632.24</u>

Funding Sources: Proposition 1D Bonds/2006-Nov.; Proposition 51 Bonds/2016-Nov.

Pursuant to the Board's action on September 25, 2019, the District is required to submit a complete *Fund Release Authorization* (Form SAB 50-05) on or before December 24, 2019, otherwise, the apportionment will be rescinded without further Board action and will receive a new Unfunded Approval date of December 24, 2019.

The Form SAB 50-05 submittal must contain an original signature from a designated District Representative and must be physically received by the Office of Public School Construction at 707 Third Street, West Sacramento, CA 95605 prior to the close of business on December 24, 2019.

The District shall ensure that it is in compliance with all applicable laws, regulations and certifications it made on the program forms.

Based on the Board's action on June 5, 2017, this project is subject to the Grant Agreement submittal pursuant to School Facility Program Regulation Section 1859.90.4.

The District is responsible for ensuring that the project is compliant with Prevailing Wage Monitoring and/or Labor Compliance Program requirements at the time construction contracts are executed and/or construction commenced.

The District qualifies for financial hardship pursuant to SFP Regulation Section 1859.81(c)(1). The District has demonstrated it is financially unable to provide all or a part of the matching funds and is levying the developer fees or equal alternative revenue source justified by law. The District's outstanding bonded indebtedness (as of April 25, 2018) is at least 60 percent of its total bonding capacity.

Amounts shown for financial hardship assistance are subject to adjustment as a result of a review of the District's financial records pursuant to Regulation Section 1859.81(a) at the time of apportionment.

SCHOOL DISTRICT DATA

Application No: 58/63859-00-001 County: Kern
 School District: Wasco Union High School Name: Wasco High

PROJECT DATA

Type of Project: High School Application Filing Basis: Site Specific
 Pupils Assigned Under 50 Yrs: K-6:
 7-8:
 9-12:
 Non-Severe:
 Severe:
 Financial Hardship Requested: No Recommended Acres: 46.5
 Alternative Education School: No Existing Acres: 50.24

ADJUSTED GRANT DATA

Rehabilitation	\$ 627,441.98
Project Assistance	3,978.00
Total State Share (50%)	631,419.98
District Share (50%)	631,419.98
Total Project Cost	\$ 1,262,839.96

PROJECT FINANCING

<u>State Share</u>	
This Project	\$ 631,419.98
<u>District Share</u>	
Cash Contribution	631,419.98
Financial Hardship	
Total Project Cost	\$ 1,262,839.96

HISTORY OF PROJECT COST AND APPORTIONMENT

	Fund Code	Proposition	Previously Authorized	Authorized This Action	State Apportionment This Action
<u>State Share</u>					
Modernization/Additional Grant	951-570	51	\$ 631,419.98	\$ (631,419.98)	
Modernization/Additional Grant	051-570	51		631,419.98	\$ 631,419.98
<u>District Share</u>					
Cash Contribution			631,419.98		
Total			\$ 1,262,839.96	\$ 0.00	\$ 631,419.98

Funding Source: Proposition 51 Bonds/2016-Nov.

Pursuant to the Board's action on September 25, 2019, the District is required to submit a complete *Fund Release Authorization* (Form SAB 50-05) on or before December 24, 2019; otherwise, the apportionment will be rescinded without further Board action and will receive a new Unfunded Approval date of December 24, 2019.

The Form SAB 50-05 submittal must contain an original signature from a designated District Representative and must be physically received by the Office of Public School Construction at 707 Third Street, West Sacramento, CA 95605 prior to the close of business on December 24, 2019.

The District shall ensure that it is in compliance with all applicable laws, regulations and certifications it made on the program forms.

Based on the Board's action on June 5, 2017, this project is subject to the Grant Agreement submittal pursuant to School Facility Program Regulation Section 1859.90.4.

The District is responsible for ensuring that the project is compliant with Prevailing Wage Monitoring and/or Labor Compliance Program requirements at the time construction contracts are executed and/or construction commenced.

SCHOOL DISTRICT DATA

Application No: 58/72769-00-001 County: Yuba
 School District: Wheatland Union High School Name: Wheatland Union High

PROJECT DATA

Type of Project: High School Application Filing Basis: Site Specific
 Pupils Assigned Under 50 Yrs: K-6:
 7-8:
 9-12:
 Non-Severe:
 Severe:
 Financial Hardship Requested: No Recommended Acres: 27.1
 Alternative Education School: No Existing Acres: 34.02

ADJUSTED GRANT DATA

Rehabilitation	\$ 42,004.00
Project Assistance	3,978.00
Total State Share (60%)	45,982.00
District Share (40%)	28,003.00
Total Project Cost	<u>\$ 73,985.00</u>

PROJECT FINANCING

<u>State Share</u>	
This Project	\$ 45,982.00
<u>District Share</u>	
Cash Contribution	28,003.00
Financial Hardship	
Total Project Cost	<u>\$ 73,985.00</u>

HISTORY OF PROJECT COST AND APPORTIONMENT

	Fund Code	Proposition	Previously Authorized	Authorized This Action	State Apportionment This Action
<u>State Share</u>					
Modernization/Additional Grant	951-570	51	\$ 45,982.00	\$ (45,982.00)	
Modernization/Additional Grant	051-570	51		45,982.00	\$ 45,982.00
<u>District Share</u>					
Cash Contribution			28,003.00		
Total			<u>\$ 73,985.00</u>	<u>\$ 0.00</u>	<u>\$ 45,982.00</u>

Funding Source: Proposition 51 Bonds/2016-Nov.

Pursuant to the Board's action on September 25, 2019, the District is required to submit a complete *Fund Release Authorization* (Form SAB 50-05) on or before December 24, 2019; otherwise, the apportionment will be rescinded without further Board action and will receive a new Unfunded Approval date of December 24, 2019.

The Form SAB 50-05 submittal must contain an original signature from a designated District Representative and must be physically received by the Office of Public School Construction at 707 Third Street, West Sacramento, CA 95605 prior to the close of business on December 24, 2019.

The District shall ensure that it is in compliance with all applicable laws, regulations and certifications it made on the program forms.

Based on the Board's action on June 5, 2017, this project is subject to the Grant Agreement submittal pursuant to School Facility Program Regulation Section 1859.90.4.

The District is responsible for ensuring that the project is compliant with Prevailing Wage Monitoring and/or Labor Compliance Program requirements at the time construction contracts are executed and/or construction commenced.

SCHOOL DISTRICT DATA

Application No: 57/63933-00-001	County: Kings	Kings
School District: Island Union Elementary	School Name: Island Elementary	

PROJECT DATA

Type of Project:	Elementary School	Application Filing Basis:	Site Specific
Pupils Assigned Under 50 Yrs:	K-6: 61		
	7-8: 14		
	9-12:		
	Non-Severe:		
	Severe:		
Financial Hardship Requested:	Yes	Recommended Acres:	14
Alternative Education School:	No	Existing Acres:	9.7

ADJUSTED GRANT DATA

Modernization Grant - Under 50 Yrs	\$	333,856.00
Project Assistance		3,772.00
Fire Detection Alarm		10,725.00
Small Size Project		40,063.00
Accessibility/Fire Code Req.		10,016.00
Total State Share (60%)		398,432.00
District Share (40%)		265,621.00
Total Project Cost	\$	664,053.00

PROJECT FINANCING

<u>State Share</u>		
This Project	\$	398,432.00
<u>District Share</u>		
Cash Contribution		
Financial Hardship		265,621.00
Total Project Cost	\$	664,053.00

HISTORY OF PROJECT COST AND APPORTIONMENT

	Fund Code	Proposition	Previously Authorized	Authorized This Action	State Apportionment This Action
<u>State Share</u>					
Modernization/Additional Grant	951-570	51	\$ 14,264.00	\$ (384,168.00)	
Modernization/Additional Grant	051-570	51		384,168.00	\$ 384,168.00
<u>District Share</u>					
<u>Cash Contribution</u>					
Financial Hardship	951-570	51	9,510.00	(256,111.00)	
Financial Hardship	051-570	51		256,111.00	256,111.00
Total			\$ 23,774.00	\$ 0.00	\$ 640,279.00

Funding Source: Proposition 51 Bonds/2016-Nov.

Pursuant to the Board's action on September 25, 2019, the District is required to submit a complete *Fund Release Authorization* (Form SAB 50-05) on or before December 24, 2019, otherwise, the apportionment will be rescinded without further Board action. This project has previously incurred one nonparticipation occurrence.

The Form SAB 50-05 submittal must contain an original signature from a designated District Representative and must be physically received by the Office of Public School Construction (OPSC) at 707 Third Street, West Sacramento, CA 95605 prior to the close of business on December 24, 2019.

Amounts shown for financial hardship assistance are subject to adjustment as a result of a review of the District's financial records pursuant to Regulation Section 1859.81(a) at the time of apportionment.

The District shall ensure that it is in compliance with all applicable laws, regulations and certifications it made on the program forms.

Based on the Board's action on June 5, 2017, this project is subject to the Grant Agreement submittal pursuant to School Facility Program Regulation Section 1859.90.4.

The District qualifies for financial hardship pursuant to SFP Regulation Section 1859.81(c)(4). The District has demonstrated it is financially unable to provide all or a part of the matching funds and is levying the developer fees or equal alternative revenue source justified by law. The District's total bonding capacity (as of May 21, 2018) is \$5 million or less.

The District is responsible for ensuring that the project is compliant with Prevailing Wage Monitoring and/or Labor Compliance Program requirements at the time construction contracts are executed and/or construction commenced.

The District must submit valid Division of the State Architect (DSA) plan approval prior to apportionment. The project's funding may be amended at a later date once OPSC has reviewed the updated DSA-approved plans. If DSA approval is not submitted to OPSC prior to apportionment, the project will be rescinded.

SCHOOL DISTRICT DATA

Application No: 57/10488-00-022 County: Solano
 School District: Solano County Office Of Education School Name: Golden Hills High

PROJECT DATA

Type of Project: High School Application Filing Basis: Site Specific
 Pupils Assigned Under 50 Yrs: K-6:
 7-8:
 9-12: 73
 Non-Severe:
 Severe:
 Financial Hardship Requested: Yes Recommended Acres: 2.2
 Alternative Education School: Yes Existing Acres: 6.04

ADJUSTED GRANT DATA

Modernization Grant - Under 50 Yrs	\$ 445,227.00
Project Assistance	3,772.00
Fire Detection Alarm	10,439.00
Small Size Project	53,427.00
Accessibility/Fire Code Req.	13,357.00
Total State Share (60%)	526,222.00
District Share (40%)	350,815.00
Total Project Cost	\$ 877,037.00

PROJECT FINANCING

State Share	
This Project	\$ 526,222.00
District Share	
Cash Contribution	
Financial Hardship	350,815.00
Total Project Cost	\$ 877,037.00

HISTORY OF PROJECT COST AND APPORTIONMENT

	Fund Code	Proposition	Previously Authorized	Authorized This Action	State Apportionment This Action
State Share					
Modernization/Additional Grant	057-570	1D	\$ 52,604.00		
Modernization/Additional Grant	951-570	51	473,618.00	\$ (473,618.00)	
Modernization/Additional Grant	051-570	51		473,618.00	\$ 473,618.00
District Share					
Cash Contribution					
Financial Hardship	057-570	1D	35,069.00		
Financial Hardship	951-570	51	315,746.00	(315,746.00)	
Financial Hardship	051-570	51		315,746.00	315,746.00
Total			\$ 877,037.00	\$ 0.00	\$ 789,364.00

Funding Sources: Proposition 1D Bonds/2006-Nov.; Proposition 51 Bonds/2016-Nov.

Pursuant to the Board's action on September 25, 2019, the District is required to submit a complete *Fund Release Authorization* (Form SAB 50-05) on or before December 24, 2019, otherwise, the apportionment will be rescinded without further Board action. This project has previously incurred one nonparticipation occurrence.

The Form SAB 50-05 submittal must contain an original signature from a designated District Representative and must be physically received by the Office of Public School Construction at 707 Third Street, West Sacramento, CA 95605 prior to the close of business on December 24, 2019.

Amounts shown for financial hardship assistance are subject to adjustment as a result of a review of the District's financial records pursuant to Regulation Section 1859.81(a) at the time of apportionment.

The District shall ensure that it is in compliance with all applicable laws, regulations and certifications it made on the program forms.

The District is responsible for ensuring that the project is compliant with Prevailing Wage Monitoring and/or Labor Compliance Program requirements at the time construction contracts are executed and/or construction commenced.

Based on the Board's action on June 5, 2017, this project is subject to the Grant Agreement submit pursuant to School Facility Program Regulation Section 1859.90.4.

The District qualifies for financial hardship pursuant to SFP Regulation Section 1859.81(c)(3). The District qualifies as a County Superintendent of Schools and has demonstrated it is financially unable to provide all or a part of the matching funds.

Errors and Omissions: This project is being amended to correct the funding for Small Size project, pursuant to SFP Regulation Section 1859.83(b)(1).

SCHOOL DISTRICT DATA

Application No: 57/73908-00-006 School District: McFarland Unified	County: Kern School Name: McFarland High
---	---

PROJECT DATA

Type of Project: High School Pupils Assigned Under 50 Yrs: K-6: 7-8: 9-12: 119 Non-Severe: Severe:	Application Filing Basis: Site Specific Pupils Assigned Over 50 Yrs: K-6: 7-8: 9-12: 51 Non-Severe: Severe:
Financial Hardship Requested: No Alternative Education School: No	Recommended Acres: 29.1 Existing Acres: 23.25

ADJUSTED GRANT DATA

Modernization Grant - Under 50 Yrs	\$ 725,781.00
Modernization Grant - Over 50 Yrs	432,021.00
Prevailing Wage Monitoring	1,798.00
Site Development	6,349.00
Accessibility/Fire Code Req.	34,734.00
Total State Share (60%)	1,200,683.00
District Share (40%)	800,455.00
Total Project Cost	\$ 2,001,138.00

PROJECT FINANCING

State Share	
This Project	\$ 1,200,683.00
District Share	
Cash Contribution	800,455.00
Financial Hardship	
Total Project Cost	\$ 2,001,138.00

HISTORY OF PROJECT COST AND APPORTIONMENT

	Fund Code	Proposition	Previously Authorized	Authorized This Action	State Apportionment This Action
State Share					
Modernization/Additional Grant	951-570	51	\$ 1,200,683.00	\$ (1,200,683.00)	
Modernization/Additional Grant	051-570	51		1,200,683.00	\$ 1,200,683.00
District Share					
Cash Contribution			800,455.00		
Total			\$ 2,001,138.00	\$ 0.00	\$ 1,200,683.00

Funding Source: Proposition 51 Bonds/2016-Nov.

Pursuant to the Board's action on September 25, 2019, the District is required to submit a complete *Fund Release Authorization* (Form SAB 50-05) on or before December 24, 2019, otherwise, the apportionment will be rescinded without further Board action. This project has previously incurred one nonparticipation occurrence.

The Form SAB 50-05 submittal must contain an original signature from a designated District Representative and must be physically received by the Office of Public School Construction at 707 Third Street, West Sacramento, CA 95605 prior to the close of business on December 24, 2019.

The District shall ensure that it is in compliance with all applicable laws, regulations and certifications it made on the program forms.

Based on the Board's action on June 5, 2017, this project is subject to the Grant Agreement submittal pursuant to School Facility Program Regulation Section 1859.90.4.

The District is responsible for ensuring that the project is compliant with Prevailing Wage Monitoring and/or Labor Compliance Program requirements at the time construction contracts are executed and/or construction commenced.

SCHOOL DISTRICT DATA

Application No: 57/76794-00-002	County: Tulare
School District: Woodlake Unified	School Name: Woodlake High

PROJECT DATA

Type of Project: High School	Application Filing Basis: Site Specific
Pupils Assigned Under 50 Yrs: K-6:	
7-8:	
9-12: 332	
Non-Severe:	
Severe:	
Financial Hardship Requested: No	Recommended Acres: 29.3
Alternative Education School: No	Existing Acres: 10.91

ADJUSTED GRANT DATA

Modernization Grant - Under 50 Yrs	\$ 2,024,868.00
Project Assistance	3,772.00
Fire Detection Alarm	47,476.00
Urban/Security/Impacted Site	457,466.00
Accessibility/Fire Code Req.	<u>60,746.00</u>
Total State Share (60%)	2,594,328.00
District Share (40%)	<u>1,729,552.00</u>
Total Project Cost	<u>\$ 4,323,880.00</u>

PROJECT FINANCING

<u>State Share</u>	
This Project	\$ 2,594,328.00
<u>District Share</u>	
Cash Contribution	1,729,552.00
Financial Hardship	
Total Project Cost	<u>\$ 4,323,880.00</u>

HISTORY OF PROJECT COST AND APPORTIONMENT

	Fund Code	Proposition	Previously Authorized	Authorized This Action	State Apportionment This Action
<u>State Share</u>					
Modernization/Additional Grant	951-570	51	\$ 2,594,328.00	\$ (2,594,328.00)	
Modernization/Additional Grant	051-570	51		2,594,328.00	\$ 2,594,328.00
<u>District Share</u>					
Cash Contribution			<u>1,729,552.00</u>		
Total			<u>\$ 4,323,880.00</u>	<u>\$ 0.00</u>	<u>\$ 2,594,328.00</u>

Funding Source: Proposition 51 Bonds/2016-Nov.

Pursuant to the Board's action on September 25, 2019, the District is required to submit a complete *Fund Release Authorization* (Form SAB 50-05) on or before December 24, 2019, otherwise, the apportionment will be rescinded without further Board action. This project has previously incurred one nonparticipation occurrence.

The Form SAB 50-05 submittal must contain an original signature from a designated District Representative and must be physically received by the Office of Public School Construction at 707 Third Street, West Sacramento, CA 95605 prior to the close of business on December 24, 2019.

The District shall ensure that it is in compliance with all applicable laws, regulations and certifications it made on the program forms.

Based on the Board's action on June 5, 2017, this project is subject to the Grant Agreement submittal pursuant to School Facility Program Regulation Section 1859.90.4.

The District is responsible for ensuring that the project is compliant with Prevailing Wage Monitoring and/or Labor Compliance Program requirements at the time construction contracts are executed and/or construction commenced.

SCHOOL DISTRICT DATA

Application No: 57/68569-00-013 School District: Lincoln Unified	County: San Joaquin School Name: Knoles (Tully C.) Elementary
---	--

PROJECT DATA

Type of Project: Elementary School Pupils Assigned Under 50 Yrs: K-6: 50 7-8: 9-12: Non-Severe: Severe:	Application Filing Basis: Site Specific Financial Hardship Requested: No Alternative Education School: No Recommended Acres: 16.5 Existing Acres: 10.04
--	--

ADJUSTED GRANT DATA

Modernization Grant - Under 50 Yrs	\$ 220,200.00
Fire Detection Alarm	7,150.00
Prevailing Wage Monitoring	391.00
Small Size Project	26,424.00
Accessibility/Fire Code Req.	6,606.00
Total State Share (60%)	260,771.00
District Share (40%)	173,847.00
Total Project Cost	\$ 434,618.00

PROJECT FINANCING

<u>State Share</u>	
This Project	\$ 260,771.00
<u>District Share</u>	
Cash Contribution	173,847.00
Financial Hardship	
Total Project Cost	\$ 434,618.00

HISTORY OF PROJECT COST AND APPORTIONMENT

	Fund Code	Proposition	Previously Authorized	Authorized This Action	State Apportionment This Action
<u>State Share</u>					
Modernization/Additional Grant	951-570	51	\$ 260,771.00	\$ (260,771.00)	
Modernization/Additional Grant	051-570	51		260,771.00	\$ 260,771.00
<u>District Share</u>					
Cash Contribution			173,847.00		
Total			\$ 434,618.00	\$ 0.00	\$ 260,771.00

Funding Source: Proposition 51 Bonds/2016-Nov.

Pursuant to the Board's action on September 25, 2019, the District is required to submit a complete *Fund Release Authorization* (Form SAB 50-05) on or before December 24, 2019, otherwise, the apportionment will be rescinded without further Board action. This project has previously incurred one nonparticipation occurrence.

The Form SAB 50-05 submittal must contain an original signature from a designated District Representative and must be physically received by the Office of Public School Construction at 707 Third Street, West Sacramento, CA 95605 prior to the close of business on December 24, 2019.

The District shall ensure that it is in compliance with all applicable laws, regulations and certifications it made on the program forms.

Based on the Board's action on June 5, 2017, this project is subject to the Grant Agreement submittal pursuant to School Facility Program Regulation Section 1859.90.4.

The District is responsible for ensuring that the project is compliant with Prevailing Wage Monitoring and/or Labor Compliance Program requirements at the time construction contracts are executed and/or construction commenced.

SCHOOL DISTRICT DATA

Application No: 57/68569-00-014 School District: Lincoln Unified	County: San Joaquin School Name: Colonial Heights Elementary
---	---

PROJECT DATA

Type of Project: Elementary School Pupils Assigned Under 50 Yrs: K-6: 25 7-8: 108 9-12: Non-Severe: Severe:	Application Filing Basis: Site Specific Financial Hardship Requested: No Alternative Education School: No Recommended Acres: 13.6 Existing Acres: 10.07
--	--

ADJUSTED GRANT DATA

Modernization Grant - Under 50 Yrs	\$ 613,164.00
Fire Detection Alarm	19,019.00
Prevailing Wage Monitoring	1,013.00
Small Size Project	24,527.00
Accessibility/Fire Code Req.	18,395.00
Total State Share (60%)	676,118.00
District Share (40%)	450,745.00
Total Project Cost	\$ 1,126,863.00

PROJECT FINANCING

State Share	
This Project	\$ 676,118.00
District Share	
Cash Contribution	450,745.00
Financial Hardship	
Total Project Cost	\$ 1,126,863.00

HISTORY OF PROJECT COST AND APPORTIONMENT

	Fund Code	Proposition	Previously Authorized	Authorized This Action	State Apportionment This Action
State Share					
Modernization/Additional Grant	951-570	51	\$ 676,118.00	\$ (676,118.00)	
Modernization/Additional Grant	051-570	51		676,118.00	\$ 676,118.00
District Share					
Cash Contribution			450,745.00		
Total			\$ 1,126,863.00	\$ 0.00	\$ 676,118.00

Funding Source: Proposition 51 Bonds/2016-Nov.

Pursuant to the Board's action on September 25, 2019, the District is required to submit a complete *Fund Release Authorization* (Form SAB 50-05) on or before December 24, 2019, otherwise, the apportionment will be rescinded without further Board action. This project has previously incurred one nonparticipation occurrence.

The Form SAB 50-05 submittal must contain an original signature from a designated District Representative and must be physically received by the Office of Public School Construction at 707 Third Street, West Sacramento, CA 95605 prior to the close of business on December 24, 2019.

The District shall ensure that it is in compliance with all applicable laws, regulations and certifications it made on the program forms.

Based on the Board's action on June 5, 2017, this project is subject to the Grant Agreement submittal pursuant to School Facility Program Regulation Section 1859.90.4.

The District is responsible for ensuring that the project is compliant with Prevailing Wage Monitoring and/or Labor Compliance Program requirements at the time construction contracts are executed and/or construction commenced.

SCHOOL DISTRICT DATA

Application No: 57/72207-00-002 County: Tulare
 School District: Three Rivers Union Elementary School Name: Three Rivers Elementary

PROJECT DATA

Type of Project:	Elementary School	Application Filing Basis:	Site Specific
Pupils Assigned Under 50 Yrs:	K-6: 65	Pupils Assigned Over 50 Yrs:	K-6: 76
	7-8: 24		7-8: 30
	9-12:		9-12:
	Non-Severe:		Non-Severe:
	Severe:		Severe:
Financial Hardship Requested:	Yes	Recommended Acres:	6.4
Alternative Education School:	No	Existing Acres:	7.8

ADJUSTED GRANT DATA

Modernization Grant - Under 50 Yrs	\$ 398,052.00
Modernization Grant - Over 50 Yrs	659,174.00
Project Assistance	3,772.00
Fire Detection Alarm	27,885.00
Small Size Project	42,289.00
Accessibility/Fire Code Req.	31,717.00
Total State Share (60%)	1,162,889.00
District Share (40%)	775,259.00
Total Project Cost	<u>\$ 1,938,148.00</u>

PROJECT FINANCING

<u>State Share</u>	
This Project	\$ 1,162,889.00
<u>District Share</u>	
Cash Contribution	690,627.00
Financial Hardship	84,632.00
Total Project Cost	<u>\$ 1,938,148.00</u>

HISTORY OF PROJECT COST AND APPORTIONMENT

	Fund Code	Proposition	Previously Authorized	Authorized This Action	State Apportionment This Action
<u>State Share</u>					
Modernization/Additional Grant	057-570	1D	\$ 129,617.00		
Modernization/Additional Grant	951-570	51	1,033,272.00	\$ (1,033,272.00)	
Modernization/Additional Grant	051-570	51		1,033,272.00	\$ 1,033,272.00
<u>District Share</u>					
Cash Contribution			690,627.00		
Financial Hardship	057-570		84,632.00		
Total			<u>\$ 1,938,148.00</u>	<u>\$ 0.00</u>	<u>\$ 1,033,272.00</u>

Funding Sources: Proposition 1D Bonds/2006-Nov; Proposition 51 Bonds/2016-Nov.

Pursuant to the Board's action on September 25, 2019, the District is required to submit a complete *Fund Release Authorization* (Form SAB 50-05) on or before December 24, 2019, otherwise, the apportionment will be rescinded without further Board action. This project has previously incurred one nonparticipation occurrence.

The Form SAB 50-05 submittal must contain an original signature from a designated District Representative and must be physically received by the Office of Public School Construction at 707 Third Street, West Sacramento, CA 95605 prior to the close of business on December 24, 2019.

The District shall ensure that it is in compliance with all applicable laws, regulations and certifications it made on the program forms.

Financial Hardship - This project had a previous design apportionment. However, the District has sufficient funds to cover its share of the adjusted grant approval for this project.

Based on the Board's action on June 5, 2017, this project is subject to the Grant Agreement submit pursuant to School Facility Program Regulation Section 1859.90.4.

The District is responsible for ensuring that the project is compliant with Prevailing Wage Monitoring and/or Labor Compliance Program requirements at the time construction contracts are executed and/or construction commenced.

SCHOOL DISTRICT DATA

Application No	54/67991-00-002	County	San Diego
School District	Cajon Valley Union	Charter School	EJE Middle Academy
		School Name	EJE Middle Academy

PROJECT DATA

Type of Project:	Middle School
Pupils Assigned	K-6:
	7-8:
	9-12:
	Non-Severe:
	Severe:
Non-Toilet sq. ft.:	14,520
Toilet sq. ft.:	595
Application Filing Basis:	Charter
Number of Classrooms:	7
Master Plan Acres:	
Existing Acres:	8.50
Proposed Acres:	
Recommended Acres:	6.70

PRELIMINARY GRANT DATA

Charter School Base Grant	\$	2,326,401.00
Subtotal		2,326,401.00
Inflator Factor		302,432.00
Total State Project Share (50%)		2,628,833.00
CSFA Lease-Payment Amount		2,628,833.00
Charter School Cash Contribution		0.00
Total Project Cost	\$	<u>5,257,666.00</u>

PROJECT FINANCING

<u>State Share</u>	
This Project	\$ 2,628,833.00
<u>Charter School Share</u>	
CSFA Lease Amount	2,628,833.00
Cash Contribution	
Total Project Cost	\$ <u>5,257,666.00</u>

HISTORY OF PROJECT COST AND APPORTIONMENT

	Fund Code	Proposition	Previously Authorized	Authorized This Action	State Apportionment This Action
<u>State Share</u>					
Charter School Grant	951-540	51	\$ 2,628,833.00	\$ (262,883.30)	
<u>Charter School Share</u>	051-540	51		262,883.30	\$ 262,883.30
CSFA Lease Amount	951-544	51	2,628,833.00	(262,883.30)	
CSFA Lease Amount	051-544	51		262,883.30	262,883.30
Cash Contribution					
Total Project Cost			\$ <u>5,257,666.00</u>	\$ <u>0.00</u>	\$ <u>525,766.60</u>

Funding Source: Proposition 51 Bonds/2016-Nov.

Pursuant to the Board's action on September 25, 2019, the Applicant is required to submit a complete Fund Release Authorization (Form SAB 50-05) on or before December 24, 2019; otherwise, the apportionment will be rescinded without further Board action and will receive a new Unfunded Approval date of December 24, 2019.

The Form SAB 50-05 submittal must contain an original signature from a designated District or Charter School Representative, depending on the Applicant, and must be physically received by the Office of Public School Construction at 707 Third Street, West Sacramento, CA 95605 prior to the close of business on December 24, 2019.

The Applicant is responsible for ensuring the project is compliant with all Prevailing Wage Monitoring and/or Labor Compliance Program requirements at the time construction contracts were executed and/or construction commenced.

The Applicant shall ensure that it is in compliance with all applicable laws, regulations and certifications it made on the program forms.

Based on the Board's action on June 5, 2017, this project is subject to the Grant Agreement submittal pursuant to School Facility Program Regulation Section 1859.90.4.

The Applicant is receiving \$525,766.60 for advance design costs.

The Charter School Base Grant was capped at the new construction capacity of the project as required by School Facility Program Regulation Section 1859.163.5.

SCHOOL DISTRICT DATA

Application No	54/67991-00-003	County	San Diego
School District	Cajon Valley Union	Charter School	EJE Middle Academy
		School Name	EJE Middle Academy

PROJECT DATA

Type of Project:	Middle School
Pupils Assigned	
K-6:	
7-8:	108
9-12:	
Non-Severe:	
Severe:	
Non-Toilet sq. ft.:	
Toilet sq. ft.:	
Application Filing Basis:	Charter
Number of Classrooms:	4
Master Plan Acres:	
Existing Acres:	8.50
Proposed Acres:	
Recommended Acres:	6.70

PRELIMINARY GRANT DATA

Charter School Base Grant	\$	1,329,372.00
Multilevel Construction	4 CRS	159,525.00
Site Development		52,500.00
Subtotal		1,541,397.00
Inflator Factor		200,382.00
Total State Project Share (50%)		1,741,779.00
CSFA Lease-Payment Amount		1,741,779.00
Charter School Cash Contribution		0.00
Total Project Cost	\$	3,483,558.00

PROJECT FINANCING

<u>State Share</u>	
This Project	\$ 1,741,779.00
<u>Charter School Share</u>	
CSFA Lease Amount	1,741,779.00
Cash Contribution	
Total Project Cost	\$ 3,483,558.00

HISTORY OF PROJECT COST AND APPORTIONMENT

	Fund Code	Proposition	Previously Authorized	Authorized This Action	State Apportionment This Action
<u>State Share</u>					
Charter School Grant	951-540	51	\$ 1,741,779.00	\$ (174,177.90)	
<u>Charter School Share</u>	051-540	51		174,177.90 \$	174,177.90
CSFA Lease Amount	951-544	51	1,741,779.00	(174,177.90)	
CSFA Lease Amount	051-544	51		174,177.90	174,177.90
Cash Contribution					
Total Project Cost			\$ 3,483,558.00	\$ 0.00 \$	348,355.80

Funding Source: Proposition 51 Bonds/2016-Nov.

Pursuant to the Board's action on September 25, 2019, the Applicant is required to submit a complete Fund Release Authorization (Form SAB 50-05) on or before December 24, 2019; otherwise, the apportionment will be rescinded without further Board action and will receive a new Unfunded Approval date of December 24, 2019.

The Form SAB 50-05 submittal must contain an original signature from a designated District or Charter School Representative, depending on the Applicant, and must be physically received by the Office of Public School Construction at 707 Third Street, West Sacramento, CA 95605 prior to the close of business on December 24, 2019.

The Applicant is responsible for ensuring the project is compliant with all Prevailing Wage Monitoring and/or Labor Compliance Program requirements at the time construction contracts were executed and/or construction commenced.

The Applicant shall ensure that it is in compliance with all applicable laws, regulations and certifications it made on the program forms.

Based on the Board's action on June 5, 2017, this project is subject to the Grant Agreement submittal pursuant to School Facility Program Regulation Section 1859.90.4.

The Applicant is receiving \$348,355.80 for advance design costs.

SCHOOL DISTRICT DATA

Application No: 50/62513-00-001	County: Fresno
School District: Washington Colony Elementary	School Name: Washington Colony Elementary

PROJECT DATA

Type of Project: Elementary School

K-6:	25
7-8:	
9-12:	
Non-Severe:	10
Severe:	

Application Filing Basis: District Wide

Number of Classrooms: 4

Master Acres: 10.7

Existing Acres: 11.75

Proposed Acres:

Recommended Acres: 10.4

Facility Hardship (a): No

Financial Hardship Requested: Yes

Alternative Education School: No

Addition to Existing Site: Yes

ADJUSTED GRANT DATA

New Construction Grant	\$	534,145.00
Project Assistance		7,460.00
Fire Detection Alarm		805.00
Service Site		310,741.00
Utilities		66,944.00
Small Size Project		64,097.00
Total State Share (50%)		984,192.00
District Share (50%)		984,192.00
Total Project Cost	\$	1,968,384.00

PROJECT FINANCING

State Share

This Project	\$	984,192.00
--------------	-----------	------------

District Share

Cash Contribution		134,156.93
Financial Hardship		850,035.07
Total Project Cost	\$	1,968,384.00

HISTORY OF PROJECT COST AND APPORTIONMENT

	Fund Code	Proposition		Previously Authorized	Authorized This Action	State Apportionment This Action
State Share						
New Construction/Add. Grant	055-500	55	\$	131,227.00		
New Construction/Add. Grant	951-500	51		852,965.00	\$ (852,965.00)	
New Construction/Add. Grant	051-500	51			852,965.00	\$ 852,965.00
District Share						
Cash Contribution				134,156.93		
Financial Hardship	055-500	55		129,137.00		
Financial Hardship	951-500	51		720,898.07	(720,898.07)	
Financial Hardship	051-500	51			720,898.07	720,898.07
Total				\$ 1,968,384.00	\$ 0.00	\$ 1,573,863.07

Funding Sources: Proposition 55 Bonds/2004-Mar.; Proposition 51 Bonds/2016-Nov.

Pursuant to the Board's action on September 25, 2019, the District is required to submit a complete *Fund Release Authorization* (Form SAB 50-05) on or before December 24, 2019; otherwise, the apportionment will be rescinded without further Board action and will receive a new Unfunded Approval date of December 24, 2019.

The Form SAB 50-05 submittal must contain an original signature from a designated District Representative and must be physically received by the Office of Public School Construction at 707 Third Street, West Sacramento, CA 95605 prior to the close of business on December 24, 2019.

Amounts shown for financial hardship assistance are subject to adjustment as a result of a review of the District's financial records pursuant to Regulation Section 1859.81(a) at the time of apportionment.

The District shall ensure that it is in compliance with all applicable laws, regulations and certifications it made on the program forms.

Based on the Board's action on June 5, 2017, this project is subject to the Grant Agreement submittal pursuant to School Facility Program Regulation Section 1859.90.4.

The District is responsible for ensuring that the project is compliant with Prevailing Wage Monitoring and/or Labor Compliance Program requirements at the time construction contracts are executed and/or construction commenced.

The District qualifies for financial hardship pursuant to SFP Regulation Section 1859.81(c)(4). The District has demonstrated it is financially unable to provide all or a part of the matcing funds and is levying the developer fees or equal alternative revenue source justified by law. The District's total bonding capacity (as of December 6, 2018) is \$5 million or less.

SCHOOL DISTRICT DATA

Application No: 57/62117-00-042 County: Fresno
 School District: Clovis Unified School Name: Miramonte Elementary

PROJECT DATA

Type of Project: Elementary School Application Filing Basis: Site Specific
 Pupils Assigned Under 50 Yrs: K-6: 122
 7-8:
 9-12:
 Non-Severe:
 Severe:
 Financial Hardship Requested: No Recommended Acres: 9.8
 Alternative Education School: No Existing Acres: 15

ADJUSTED GRANT DATA

Modernization Grant - Under 50 Yrs	\$ 566,568.00
Fire Detection Alarm	18,422.00
Prevailing Wage Monitoring	1,042.00
Small Size Project	22,663.00
Accessibility/Fire Code Req.	87,119.00
Total State Share (60%)	695,814.00
District Share (40%)	463,876.00
Total Project Cost	\$ 1,159,690.00

PROJECT FINANCING

State Share	
This Project	\$ 695,814.00
District Share	
Cash Contribution	463,876.00
Financial Hardship	
Total Project Cost	\$ 1,159,690.00

HISTORY OF PROJECT COST AND APPORTIONMENT

	Fund Code	Proposition	Previously Authorized	Authorized This Action	State Apportionment This Action
State Share					
Modernization/Additional Grant	951-570	51	\$ 695,814.00	\$ (695,814.00)	
Modernization/Additional Grant	051-570	51		695,814.00	\$ 695,814.00
District Share					
Cash Contribution			463,876.00		
Total			\$ 1,159,690.00	\$ 0.00	\$ 695,814.00

Funding Source: Proposition 51 Bonds/2016-Nov.

Pursuant to the Board's action on September 25, 2019, the District is required to submit a complete *Fund Release Authorization* (Form SAB 50-05) on or before December 24, 2019, otherwise, the apportionment will be rescinded without further Board action and will receive a new Unfunded Approval date of December 24, 2019.

The Form SAB 50-05 submittal must contain an original signature from a designated District Representative and must be physically received by the Office of Public School Construction at 707 Third Street, West Sacramento, CA 95605 prior to the close of business on December 24, 2019.

The District shall ensure that it is in compliance with all applicable laws, regulations and certifications it made on the program forms.

Based on the Board's action on June 5, 2017, this project is subject to the Grant Agreement submittal pursuant to School Facility Program Regulation Section 1859.90.4.

The District is responsible for ensuring that the project is compliant with Prevailing Wage Monitoring and/or Labor Compliance Program requirements at the time construction contracts are executed and/or construction commenced.

SCHOOL DISTRICT DATA

Application No: 57/62117-00-043	County: Fresno
School District: Clovis Unified	School Name: Clovis West High

PROJECT DATA

Type of Project: High School	Application Filing Basis: Site Specific						
Pupils Assigned Under 50 Yrs: <table border="0" style="margin-left: 20px;"> <tr><td>K-6:</td><td></td></tr> <tr><td>7-8:</td><td></td></tr> <tr><td>9-12:</td><td>137</td></tr> </table>	K-6:		7-8:		9-12:	137	
K-6:							
7-8:							
9-12:	137						
Non-Severe:							
Severe:							
Financial Hardship Requested: No	Recommended Acres: 52.7						
Alternative Education School: No	Existing Acres: 56.42						

ADJUSTED GRANT DATA

Modernization Grant - Under 50 Yrs	\$ 881,047.00
Fire Detection Alarm	20,687.00
Prevailing Wage Monitoring	1,509.00
Small Size Project	35,242.00
Accessibility/Fire Code Req.	68,786.00
Total State Share (60%)	1,007,271.00
District Share (40%)	671,514.00
Total Project Cost	\$ 1,678,785.00

PROJECT FINANCING

<u>State Share</u>	
This Project	\$ 1,007,271.00
<u>District Share</u>	
Cash Contribution	671,514.00
Financial Hardship	
Total Project Cost	\$ 1,678,785.00

HISTORY OF PROJECT COST AND APPORTIONMENT

	Fund Code	Proposition	Previously Authorized	Authorized This Action	State Apportionment This Action
<u>State Share</u>					
Modernization/Additional Grant	951-570	51	\$ 1,007,271.00	\$ (1,007,271.00)	
Modernization/Additional Grant	051-570	51		1,007,271.00	\$ 1,007,271.00
<u>District Share</u>					
Cash Contribution			671,514.00		
Total			\$ 1,678,785.00	\$ 0.00	\$ 1,007,271.00

Funding Source: Proposition 51 Bonds/2016-Nov.

Pursuant to the Board's action on September 25, 2019, the District is required to submit a complete *Fund Release Authorization* (Form SAB 50-05) on or before December 24, 2019, otherwise, the apportionment will be rescinded without further Board action and will receive a new Unfunded Approval date of December 24, 2019.

The Form SAB 50-05 submittal must contain an original signature from a designated District Representative and must be physically received by the Office of Public School Construction at 707 Third Street, West Sacramento, CA 95605 prior to the close of business on December 24, 2019.

The District shall ensure that it is in compliance with all applicable laws, regulations and certifications it made on the program forms.

Based on the Board's action on June 5, 2017, this project is subject to the Grant Agreement submittal pursuant to School Facility Program Regulation Section 1859.90.4.

The District is responsible for ensuring that the project is compliant with Prevailing Wage Monitoring and/or Labor Compliance Program requirements at the time construction contracts are executed and/or construction commenced.

SCHOOL DISTRICT DATA

Application No: 57/67686-00-018 School District: Colton Joint Unified	County: San Bernardino School Name: Zimmerman (Walter) Elementary
--	--

PROJECT DATA

Type of Project: Elementary School Pupils Assigned Under 50 Yrs: K-6: 282 7-8: 9-12: Non-Severe: Severe: Financial Hardship Requested: No Alternative Education School: No	Application Filing Basis: Site Specific Pupils Assigned Over 50 Yrs: K-6: 363 7-8: 9-12: Non-Severe: Severe: Recommended Acres: 14.4 Existing Acres: 10
---	--

ADJUSTED GRANT DATA

Modernization Grant - Under 50 Yrs	\$ 1,309,608.00
Modernization Grant - Over 50 Yrs	2,342,076.00
Fire Detection Alarm	97,395.00
Prevailing Wage Monitoring	5,788.00
Accessibility/Fire Code Req.	<u>109,551.00</u>
Total State Share (60%)	3,864,418.00
District Share (40%)	<u>2,576,279.00</u>
Total Project Cost	\$ <u>6,440,697.00</u>

PROJECT FINANCING

State Share	
This Project	\$ 3,864,418.00
District Share	
Cash Contribution	2,576,279.00
Financial Hardship	
Total Project Cost	\$ <u>6,440,697.00</u>

HISTORY OF PROJECT COST AND APPORTIONMENT

	Fund Code	Proposition	Previously Authorized	Authorized This Action	State Apportionment This Action
State Share					
Modernization/Additional Grant	951-570	51	\$ 3,864,418.00	\$ (3,864,418.00)	
Modernization/Additional Grant	051-570	51		3,864,418.00	\$ 3,864,418.00
District Share					
Cash Contribution			<u>2,576,279.00</u>		
Total			\$ <u>6,440,697.00</u>	\$ <u>0.00</u>	\$ <u>3,864,418.00</u>

Funding Source: Proposition 51 Bonds/2016-Nov.

Pursuant to the Board's action on September 25, 2019, the District is required to submit a complete *Fund Release Authorization* (Form SAB 50-05) on or before December 24, 2019, otherwise, the apportionment will be rescinded without further Board action and will receive a new Unfunded Approval date of December 24, 2019.

The Form SAB 50-05 submittal must contain an original signature from a designated District Representative and must be physically received by the Office of Public School Construction at 707 Third Street, West Sacramento, CA 95605 prior to the close of business on December 24, 2019.

The District shall ensure that it is in compliance with all applicable laws, regulations and certifications it made on the program forms.

Based on the Board's action on June 5, 2017, this project is subject to the Grant Agreement submittal pursuant to School Facility Program Regulation Section 1859.90.4.

The District is responsible for ensuring that the project is compliant with Prevailing Wage Monitoring and/or Labor Compliance Program requirements at the time construction contracts are executed and/or construction commenced.

SCHOOL DISTRICT DATA

Application No: 50/75093-00-010	County: Alameda
School District: Dublin Unified	School Name: J.M. Amador Elementary

PROJECT DATA

Type of Project: Elementary School

K-6:	925
7-8:	
9-12:	
Non-Severe:	39
Severe:	

Application Filing Basis: District Wide

Number of Classrooms: 40

Master Acres: 15.7

Existing Acres: 0

Proposed Acres: 10.04

Recommended Acres: 15.7

Facility Hardship (a): No

Financial Hardship Requested: No

Alternative Education School: No

Addition to Existing Site: No

Core Facilities: Multi-Purpose/Kitchen, Custodial, Platform,
Library/Media Center, Lunch Shelter, Administration,
Toilet, Storage, Resource Specialist and Teacher Work Room

ADJUSTED GRANT DATA

New Construction Grant	\$	12,176,183.00
Fire Detection Alarm		15,552.00
Sprinkler System		206,512.00
Prevailing Wage Monitoring		34,069.00
Multi-Level Constr.	35Cr.	1,280,685.00
Site Acquisition		12,128,781.00
Service Site		1,149,577.00
Off-Site		265,394.00
Utilities		32,528.00
General Site		943,219.00
Total State Share (50%)		28,232,500.00
District Share (50%)		28,232,500.00
Total Project Cost	\$	56,465,000.00

PROJECT FINANCING

State Share

This Project	\$	28,232,500.00
---------------------	-----------	---------------

District Share

Cash Contribution	28,232,500.00
Financial Hardship	
Total Project Cost	\$ 56,465,000.00

HISTORY OF PROJECT COST AND APPORTIONMENT

	Fund Code	Proposition	Previously Authorized	Authorized This Action	State Apportionment This Action
State Share					
New Construction/Add. Grant	951-500	51	\$ 28,232,500.00	\$ (28,232,500.00)	
New Construction/Add. Grant	051-500	51		28,232,500.00	\$ 28,232,500.00
District Share					
Cash Contribution			28,232,500.00		
Total			\$ 56,465,000.00	\$ 0.00	\$ 28,232,500.00

Funding Source: Proposition 51 Bonds/2016-Nov.

Pursuant to the Board's action on September 25, 2019, the District is required to submit a complete *Fund Release Authorization* (Form SAB 50-05) on or before December 24, 2019, otherwise, the apportionment will be rescinded without further Board action and will receive a new Unfunded Approval date of December 24, 2019.

The Form SAB 50-05 submittal must contain an original signature from a designated District Representative and must be physically received by the Office of Public School Construction at 707 Third Street, West Sacramento, CA 95605 prior to the close of business on December 24, 2019.

The District shall ensure that it is in compliance with all applicable laws, regulations and certifications it made on the program forms.

Based on the Board's action on June 5, 2017, this project is subject to the Grant Agreement submittal pursuant to School Facility Program Regulation Section 1859.90.4.

The District is responsible for ensuring that the project is compliant with Prevailing Wage Monitoring and/or Labor Compliance Program requirements at the time construction contracts are executed and/or construction commenced.

SCHOOL DISTRICT DATA

Application No: 50/62117-00-020	County: Fresno
School District: Clovis Unified	School Name: Sierra Vista Elementary

PROJECT DATA

Type of Project: Elementary School

K-6: 25

7-8:

9-12:

Non-Severe:

Severe:

Application Filing Basis: District Wide

Number of Classrooms: 1

Master Acres: 13.7

Existing Acres: 15

Proposed Acres:

Recommended Acres: 9.8

Facility Hardship (a): No

Financial Hardship Requested: No

Alternative Education School: No

Addition to Existing Site: Yes

ADJUSTED GRANT DATA

New Construction Grant	\$	304,925.00
Fire Detection Alarm		375.00
Prevailing Wage Monitoring		427.00
Small Size Project		36,591.00
Total State Share (50%)		342,318.00
District Share (50%)		342,318.00
Total Project Cost	\$	684,636.00

PROJECT FINANCING

State Share

This Project **\$** 342,318.00

District Share

Cash Contribution 342,318.00

Financial Hardship

Total Project Cost **\$** 684,636.00

HISTORY OF PROJECT COST AND APPORTIONMENT

	Fund Code	Proposition	Previously Authorized	Authorized This Action	State Apportionment This Action
<u>State Share</u>					
New Construction/Add. Grant	951-500	51	\$ 342,318.00	\$ (342,318.00)	
New Construction/Add. Grant	051-500	51		342,318.00	\$ 342,318.00
<u>District Share</u>					
Cash Contribution			342,318.00		
Total			\$ 684,636.00	\$ 0.00	\$ 342,318.00

Funding Source: Proposition 51 Bonds/2016-Nov.

Pursuant to the Board's action on September 25, 2019, the District is required to submit a complete *Fund Release Authorization* (Form SAB 50-05) on or before December 24, 2019, otherwise, the apportionment will be rescinded without further Board action and will receive a new Unfunded Approval date of December 24, 2019.

The Form SAB 50-05 submittal must contain an original signature from a designated District Representative and must be physically received by the Office of Public School Construction at 707 Third Street, West Sacramento, CA 956066 prior to the close of business on December 24, 2019.

The District shall ensure that it is in compliance with all applicable laws, regulations and certifications it made on the program forms.

Based on the Board's action on June 5, 2017, this project is subject to the Grant Agreement submittal pursuant to School Facility Program Regulation Section 1859.90.4.

The District is responsible for ensuring that the project is compliant with Prevailing Wage Monitoring and/or Labor Compliance Program requirements at the time construction contracts are executed and/or construction commenced.

SCHOOL DISTRICT DATA

Application No: 57/62117-00-044 County: Fresno
 School District: Clovis Unified School Name: Sierra Vista Elementary

PROJECT DATA

Type of Project: Elementary School Application Filing Basis: Site Specific
 Pupils Assigned Under 50 Yrs: K-6: 400
 7-8:
 9-12:
 Non-Severe:
 Severe:
 Financial Hardship Requested: No Recommended Acres: 9.8
 Alternative Education School: No Existing Acres: 15

ADJUSTED GRANT DATA

Modernization Grant - Under 50 Yrs	\$ 1,857,600.00
Fire Detection Alarm	60,400.00
Prevailing Wage Monitoring	3,143.00
Accessibility/Fire Code Req.	177,583.00
Total State Share (60%)	2,098,726.00
District Share (40%)	1,399,151.00
Total Project Cost	\$ 3,497,877.00

PROJECT FINANCING

<u>State Share</u>	
This Project	\$ 2,098,726.00
<u>District Share</u>	
Cash Contribution	1,399,151.00
Financial Hardship	
Total Project Cost	\$ 3,497,877.00

HISTORY OF PROJECT COST AND APPORTIONMENT

	Fund Code	Proposition	Previously Authorized	Authorized This Action	State Apportionment This Action
<u>State Share</u>					
Modernization/Additional Grant	951-570	51	\$ 2,098,726.00	\$ (2,098,726.00)	
Modernization/Additional Grant	051-570	51		2,098,726.00	\$ 2,098,726.00
<u>District Share</u>					
Cash Contribution			1,399,151.00		
Total			\$ 3,497,877.00	\$ 0.00	\$ 2,098,726.00

Funding Source: Proposition 51 Bonds/2016-Nov.

Pursuant to the Board's action on September 25, 2019, the District is required to submit a complete *Fund Release Authorization* (Form SAB 50-05) on or before December 24, 2019, otherwise, the apportionment will be rescinded without further Board action and will receive a new Unfunded Approval date of December 24, 2019.

The Form SAB 50-05 submittal must contain an original signature from a designated District Representative and must be physically received by the Office of Public School Construction at 707 Third Street, West Sacramento, CA 95605 prior to the close of business on December 24, 2019.

The District shall ensure that it is in compliance with all applicable laws, regulations and certifications it made on the program forms.

Based on the Board's action on June 5, 2017, this project is subject to the Grant Agreement submittal pursuant to School Facility Program Regulation Section 1859.90.4.

The District is responsible for ensuring that the project is compliant with Prevailing Wage Monitoring and/or Labor Compliance Program requirements at the time construction contracts are executed and/or construction commenced.

SCHOOL DISTRICT DATA

Application No: 50/68650-00-006	County: San Joaquin
School District: Ripon Unified	School Name: Weston Elementary

PROJECT DATA

Type of Project:	Elementary School
K-6:	375
7-8:	108
9-12:	
Non-Severe:	
Severe:	
Application Filing Basis:	District Wide
Number of Classrooms:	19
Master Acres:	9.55
Existing Acres:	9.55
Proposed Acres:	
Recommended Acres:	10.1
Facility Hardship (a):	No
Financial Hardship Requested:	No
Alternative Education School:	No
Addition to Existing Site:	Yes

ADJUSTED GRANT DATA

New Construction Grant	\$	5,967,183.00
Fire Detection Alarm		7,785.00
Service Site		558,964.00
Off-Site		6,235.00
Utilities		26,699.00
Total State Share (50%)		6,566,866.00
District Share (50%)		6,566,866.00
Total Project Cost	\$	13,133,732.00

PROJECT FINANCING

<u>State Share</u>		
This Project	\$	6,566,866.00
<u>District Share</u>		
Cash Contribution		6,566,866.00
Financial Hardship		
Total Project Cost	\$	13,133,732.00

HISTORY OF PROJECT COST AND APPORTIONMENT

	Fund Code	Proposition	Previously Authorized	Authorized This Action	State Apportionment This Action
<u>State Share</u>					
New Construction/Add. Grant	951-500	51	\$ 6,566,866.00	\$ (6,566,866.00)	
New Construction/Add. Grant	051-500	51		6,566,866.00	\$ 6,566,866.00
<u>District Share</u>					
Cash Contribution			6,566,866.00		
Total			\$ 13,133,732.00	\$ 0.00	\$ 6,566,866.00

Funding Source: Proposition 51 Bonds/2016-Nov.

Pursuant to the Board's action on September 25, 2019, the District is required to submit a complete *Fund Release Authorization* (Form SAB 50-05) on or before December 24, 2019; otherwise, the apportionment will be rescinded without further Board action and will receive a new Unfunded Approval date of December 24, 2019.

The Form SAB 50-05 submittal must contain an original signature from a designated District Representative and must be physically received by the Office of Public School Construction at 707 Third Street, West Sacramento, CA 95605 prior to the close of business on December 24, 2019.

The District shall ensure that it is in compliance with all applicable laws, regulations and certifications it made on the program forms.

Based on the Board's action on June 5, 2017, this project is subject to the Grant Agreement submittal pursuant to School Facility Program Regulation Section 1859.90.4.

The District is responsible for ensuring that the project is compliant with Prevailing Wage Monitoring and/or Labor Compliance Program requirements at the time construction contracts are executed and/or construction commenced.

SCHOOL DISTRICT DATA

Application No: 57/67686-00-020 School District: Colton Joint Unified	County: San Bernardino School Name: Terrace View Elementary
--	--

PROJECT DATA

Type of Project: Elementary School Pupils Assigned Under 50 Yrs: K-6: 540 7-8: 9-12: Non-Severe: Severe:	Application Filing Basis: Site Specific Financial Hardship Requested: No Alternative Education School: No Recommended Acres: 14.4 Existing Acres: 9.7
---	--

ADJUSTED GRANT DATA

Modernization Grant - Under 50 Yrs	\$ 2,507,760.00
Fire Detection Alarm	81,540.00
Prevailing Wage Monitoring	3,997.00
Accessibility/Fire Code Req.	<u>75,233.00</u>
Total State Share (60%)	2,668,530.00
District Share (40%)	<u>1,779,020.00</u>
Total Project Cost	\$ 4,447,550.00

PROJECT FINANCING

State Share	
This Project	\$ 2,668,530.00
District Share	
Cash Contribution	1,779,020.00
Financial Hardship	
Total Project Cost	\$ 4,447,550.00

HISTORY OF PROJECT COST AND APPORTIONMENT

	Fund Code	Proposition	Previously Authorized	Authorized This Action		State Apportionment This Action
State Share						
Modernization/Additional Grant	951-570	51	\$ 2,668,530.00	\$ (2,668,530.00)		
Modernization/Additional Grant	051-570	51		2,668,530.00	\$	2,668,530.00
District Share						
Cash Contribution			<u>1,779,020.00</u>			
Total			\$ 4,447,550.00	\$ 0.00	\$	\$ 2,668,530.00

Funding Source: Proposition 51 Bonds/2016-Nov.

Pursuant to the Board's action on September 25, 2019, the District is required to submit a complete *Fund Release Authorization* (Form SAB 50-05) on or before December 24, 2019, otherwise, the apportionment will be rescinded without further Board action and will receive a new Unfunded Approval date of December 24, 2019.

The Form SAB 50-05 submittal must contain an original signature from a designated District Representative and must be physically received by the Office of Public School Construction at 707 Third Street, West Sacramento, CA 95605 prior to the close of business on December 24, 2019.

The District shall ensure that it is in compliance with all applicable laws, regulations and certifications it made on the program forms.

Based on the Board's action on June 5, 2017, this project is subject to the Grant Agreement submittal pursuant to School Facility Program Regulation Section 1859.90.4.

The District is responsible for ensuring that the project is compliant with Prevailing Wage Monitoring and/or Labor Compliance Program requirements at the time construction contracts are executed and/or construction commenced.

SCHOOL DISTRICT DATA

Application No: 57/67686-00-021	County: San Bernardino
School District: Colton Joint Unified	School Name: Ruth O. Harris Junior High

PROJECT DATA

Type of Project:	Middle School	Application Filing Basis:	Site Specific
Pupils Assigned Under 50 Yrs:	K-6:		
	7-8: 324		
	9-12:		
	Non-Severe:		
	Severe:		
Financial Hardship Requested:	No	Recommended Acres:	15
Alternative Education School:	No	Existing Acres:	22.1

ADJUSTED GRANT DATA

Modernization Grant - Under 50 Yrs	\$ 1,591,488.00
Fire Detection Alarm	48,924.00
Prevailing Wage Monitoring	2,532.00
Accessibility/Fire Code Req.	47,745.00
Total State Share (60%)	1,690,689.00
District Share (40%)	1,127,126.00
Total Project Cost	\$ 2,817,815.00

PROJECT FINANCING

State Share	
This Project	\$ 1,690,689.00
District Share	
Cash Contribution	1,127,126.00
Financial Hardship	
Total Project Cost	\$ 2,817,815.00

HISTORY OF PROJECT COST AND APPORTIONMENT

	Fund Code	Proposition	Previously Authorized	Authorized This Action	State Apportionment This Action
State Share					
Modernization/Additional Grant	951-570	51	\$ 1,690,689.00	\$ (1,690,689.00)	
Modernization/Additional Grant	051-570	51		1,690,689.00	\$ 1,690,689.00
District Share					
Cash Contribution			1,127,126.00		
Total			\$ 2,817,815.00	\$ 0.00	\$ 1,690,689.00

Funding Source: Proposition 51 Bonds/2016-Nov.

Pursuant to the Board's action on September 25, 2019, the District is required to submit a complete *Fund Release Authorization* (Form SAB 50-05) on or before December 24, 2019, otherwise, the apportionment will be rescinded without further Board action and will receive a new Unfunded Approval date of December 24, 2019.

The Form SAB 50-05 submittal must contain an original signature from a designated District Representative and must be physically received by the Office of Public School Construction at 707 Third Street, West Sacramento, CA 95605 prior to the close of business on December 24, 2019.

The District shall ensure that it is in compliance with all applicable laws, regulations and certifications it made on the program forms.

Based on the Board's action on June 5, 2017, this project is subject to the Grant Agreement submittal pursuant to School Facility Program Regulation Section 1859.90.4.

The District is responsible for ensuring that the project is compliant with Prevailing Wage Monitoring and/or Labor Compliance Program requirements at the time construction contracts are executed and/or construction commenced.

SCHOOL DISTRICT DATA

Application No: 57/62117-00-045 County: Fresno
 School District: Clovis Unified School Name: Temperance-Kutner Elementary

PROJECT DATA

Type of Project: Elementary School Application Filing Basis: Site Specific
 Pupils Assigned Under 50 Yrs: K-6: 498
 7-8:
 9-12:
 Non-Severe:
 Severe:
 Financial Hardship Requested: No Recommended Acres: 10.8
 Alternative Education School: No Existing Acres: 15

ADJUSTED GRANT DATA

Modernization Grant - Under 50 Yrs	\$ 2,312,712.00
Fire Detection Alarm	75,198.00
Prevailing Wage Monitoring	3,686.00
Accessibility/Fire Code Req.	69,381.00
Total State Share (60%)	2,460,977.00
District Share (40%)	1,640,651.00
Total Project Cost	<u>\$ 4,101,628.00</u>

PROJECT FINANCING

<u>State Share</u>	
This Project	\$ 2,460,977.00
<u>District Share</u>	
Cash Contribution	1,640,651.00
Financial Hardship	
Total Project Cost	<u>\$ 4,101,628.00</u>

HISTORY OF PROJECT COST AND APPORTIONMENT

	Fund Code	Proposition	Previously Authorized	Authorized This Action	State Apportionment This Action
<u>State Share</u>					
Modernization/Additional Grant	951-570	51	\$ 2,460,977.00	\$ (2,460,977.00)	
Modernization/Additional Grant	051-570	51		2,460,977.00	\$ 2,460,977.00
<u>District Share</u>					
Cash Contribution			1,640,651.00		
Total			<u>\$ 4,101,628.00</u>	<u>\$ 0.00</u>	<u>\$ 2,460,977.00</u>

Funding Source: Proposition 51 Bonds/2016-Nov.

Pursuant to the Board's action on September 25, 2019, the District is required to submit a complete *Fund Release Authorization* (Form SAB 50-05) on or before December 24, 2019, otherwise, the apportionment will be rescinded without further Board action and will receive a new Unfunded Approval date of December 24, 2019.

The Form SAB 50-05 submittal must contain an original signature from a designated District Representative and must be physically received by the Office of Public School Construction at 707 Third Street, West Sacramento, CA 95605 prior to the close of business on December 24, 2019.

The District shall ensure that it is in compliance with all applicable laws, regulations and certifications it made on the program forms.

Based on the Board's action on June 5, 2017, this project is subject to the Grant Agreement submittal pursuant to School Facility Program Regulation Section 1859.90.4.

The District is responsible for ensuring that the project is compliant with Prevailing Wage Monitoring and/or Labor Compliance Program requirements at the time construction contracts are executed and/or construction commenced.

SCHOOL DISTRICT DATA

Application No: 57/76786-00-007 County: Santa Barbara
 School District: Santa Barbara Unified School Name: Washington Elementary

PROJECT DATA

Type of Project: Elementary School Application Filing Basis: Site Specific
 Pupils Assigned Under 50 Yrs: K-6: 124
 7-8:
 9-12:
 Non-Severe: 13
 Severe:
 Financial Hardship Requested: No Recommended Acres: 9.8
 Alternative Education School: No Existing Acres: 7.88

ADJUSTED GRANT DATA

Modernization Grant - Under 50 Yrs	\$ 704,595.00
Fire Detection Alarm	22,338.00
Prevailing Wage Monitoring	1,164.00
Small Size Project	28,184.00
Accessibility/Fire Code Req.	21,138.00
Total State Share (60%)	777,419.00
District Share (40%)	518,279.00
Total Project Cost	\$ 1,295,698.00

PROJECT FINANCING

State Share	
This Project	\$ 777,419.00
District Share	
Cash Contribution	518,279.00
Financial Hardship	
Total Project Cost	\$ 1,295,698.00

HISTORY OF PROJECT COST AND APPORTIONMENT

	Fund Code	Proposition	Previously Authorized	Authorized This Action	State Apportionment This Action
State Share					
Modernization/Additional Grant	951-570	51	\$ 777,419.00	\$ (777,419.00)	
Modernization/Additional Grant	051-570	51		777,419.00	\$ 777,419.00
District Share					
Cash Contribution			518,279.00		
Total			\$ 1,295,698.00	\$ 0.00	\$ 777,419.00

Funding Source: Proposition 51 Bonds/2016-Nov.

Pursuant to the Board's action on September 25, 2019, the District is required to submit a complete *Fund Release Authorization* (Form SAB 50-05) on or before December 24, 2019; otherwise, the apportionment will be rescinded without further Board action and will receive a new Unfunded Approval date of December 24, 2019.

The Form SAB 50-05 submittal must contain an original signature from a designated District Representative and must be physically received by the Office of Public School Construction at 707 Third Street, West Sacramento, CA 95605 prior to the close of business on December 24, 2019.

The District shall ensure that it is in compliance with all applicable laws, regulations and certifications it made on the program forms.

The District is responsible for ensuring that the project is compliant with Prevailing Wage Monitoring and/or Labor Compliance Program requirements at the time construction contracts are executed and/or construction commenced.

Based on the Board's action on June 5, 2017, this project is subject to the Grant Agreement submittal pursuant to School Facility Program Regulation Section 1859.90.4.

SCHOOL DISTRICT DATA

Application No: 57/68478-26-005 School District: San Francisco Unified High School Attendance Area: Woodrow Wilson	County: San Francisco School Name: Burton (Philip A.) High
---	---

PROJECT DATA

Type of Project: High School Pupils Assigned Over 50 Years: K-6: 7-8: 9-12: 1624 Non-Severe: 107 Severe: 35 Financial Hardship Requested: No Alternative Education School: No	Application Filing Basis: Site Specific Recommended Acres: 32.7 Existing Acres: 15.8
--	---

ADJUSTED GRANT DATA

Modernization Grant - Over 50 Yrs	\$ 16,698,431.00
Fire Detection Alarm	289,495.00
Prevailing Wage Monitoring	30,966.00
Urban/Security/Impacted Site	3,155,352.00
Accessibility/Fire Code Req.	500,953.00
Total State Share (60%)	20,675,197.00
District Share (40%)	13,783,465.00
Total Project Cost	\$ 34,458,662.00

PROJECT FINANCING

State Share	
This Project	\$ 20,675,197.00
District Share	
Cash Contribution	13,783,465.00
Financial Hardship	
Total Project Cost	\$ 34,458,662.00

HISTORY OF PROJECT COST AND APPORTIONMENT

	Fund Code	Proposition	Previously Authorized	Authorized This Action	State Apportionment This Action
State Share					
Modernization/Additional Grant	951-570	51	\$ 20,675,197.00	\$ (20,675,197.00)	
Modernization/Additional Grant	051-570	51		20,675,197.00	\$ 20,675,197.00
District Share					
Cash Contribution			13,783,465.00		
Total			\$ 34,458,662.00	\$ 0.00	\$ 20,675,197.00

Funding Source: Proposition 51 Bonds/2016-Nov.

Pursuant to the Board's action on September 25, 2019, the District is required to submit a complete *Fund Release Authorization* (Form SAB 50-05) on or before December 24, 2019; otherwise, the apportionment will be rescinded without further Board action and will receive a new Unfunded Approval date of December 24, 2019.

The Form SAB 50-05 submittal must contain an original signature from a designated District Representative and must be physically received by the Office of Public School Construction at 707 Third Street, West Sacramento, CA 95605 prior to the close of business on December 24, 2019.

The District is responsible for ensuring that the project is compliant with Prevailing Wage Monitoring and/or Labor Compliance Program requirements at the time construction contracts are executed and/or construction commenced.

Based on the Board's action on June 5, 2017, this project is subject to the Grant Agreement submittal pursuant to School Facility Program Regulation Section 1859.90.4.

The District shall ensure that it is in compliance with all applicable laws, regulations and certifications it made on the program forms.

SCHOOL DISTRICT DATA

Application No: 57/68478-00-051 School District: San Francisco Unified	County: San Francisco School Name: James Lick Middle
---	---

PROJECT DATA

Type of Project: Middle School Pupils Assigned Over 50 Years:	K-6: 7-8: 503 9-12: Non-Severe: 76 Severe: 4	Application Filing Basis: Site Specific Recommended Acres: 10.7 Existing Acres: 2.93	
Financial Hardship Requested: No Alternative Education School: No			

ADJUSTED GRANT DATA

Modernization Grant - Over 50 Yrs	\$ 4,559,884.00
Fire Detection Alarm	98,741.00
Urban/Security/Impacted Site	1,178,994.00
Accessibility/Fire Code Req.	136,797.00
Two Stop Elevators	248,160.00
Additional Elev. Stops	111,675.00
Total State Share (60%)	6,334,251.00
District Share (40%)	4,222,834.00
Total Project Cost	<u>\$ 10,557,085.00</u>

PROJECT FINANCING

<u>State Share</u>	
This Project	\$ 6,334,251.00
<u>District Share</u>	
Cash Contribution	4,222,834.00
Financial Hardship	
Total Project Cost	<u>\$ 10,557,085.00</u>

HISTORY OF PROJECT COST AND APPORTIONMENT

	Fund Code	Proposition	Previously Authorized	Authorized This Action	State Apportionment This Action
<u>State Share</u>					
Modernization/Additional Grant	951-570	51	\$ 6,334,251.00	\$ (6,334,251.00)	
Modernization/Additional Grant	051-570	51		6,334,251.00	\$ 6,334,251.00
<u>District Share</u>					
Cash Contribution			4,222,834.00		
Total			<u>\$ 10,557,085.00</u>	<u>\$ 0.00</u>	<u>\$ 6,334,251.00</u>

Funding Source: Proposition 51 Bonds/2016-Nov.

Pursuant to the Board's action on September 25, 2019, the District is required to submit a complete *Fund Release Authorization* (Form SAB 50-05) on or before December 24, 2019; otherwise, the apportionment will be rescinded without further Board action and will receive a new Unfunded Approval date of December 24, 2019.

The Form SAB 50-05 submittal must contain an original signature from a designated District Representative and must be physically received by the Office of Public School Construction at 707 Third Street, West Sacramento, CA 95605 prior to the close of business on December 24, 2019.

The District shall ensure that it is in compliance with all applicable laws, regulations and certifications it made on the program forms.

The District is responsible for ensuring that the project is compliant with Prevailing Wage Monitoring and/or Labor Compliance Program requirements at the time construction contracts are executed and/or construction commenced.

Based on the Board's action on June 5, 2017, this project is subject to the Grant Agreement submittal pursuant to School Facility Program Regulation Section 1859.90.4.

SCHOOL DISTRICT DATA

Application No: 50/67702-00-014	County: San Bernardino
School District: Etiwanda Elementary	School Name: David W. Long Elementary

PROJECT DATA

Type of Project: Elementary School

K-6: 133

7-8:

9-12:

Non-Severe:

Severe:

Application Filing Basis: District Wide

Number of Classrooms: 6

Master Acres: 14.3

Existing Acres: 11.2

Proposed Acres:

Recommended Acres: 14.3

Facility Hardship (a): No

Financial Hardship Requested: No

Alternative Education School: No

Addition to Existing Site: Yes

ADJUSTED GRANT DATA

New Construction Grant	\$	1,622,201.00
Fire Detection Alarm		1,995.00
Prevailing Wage Monitoring		2,111.00
Small Size Project		64,888.00
Total State Share (50%)		1,691,195.00
District Share (50%)		1,691,195.00
Total Project Cost	\$	3,382,390.00

PROJECT FINANCING

State Share

This Project **\$** 1,691,195.00

District Share

Cash Contribution 1,691,195.00

Financial Hardship

Total Project Cost **\$** 3,382,390.00

HISTORY OF PROJECT COST AND APPORTIONMENT

	Fund Code	Proposition	Previously Authorized	Authorized This Action	State Apportionment This Action
<u>State Share</u>					
New Construction/Add. Grant	951-500	51	\$ 1,691,195.00	\$ (1,691,195.00)	
New Construction/Add. Grant	051-500	51		1,691,195.00	\$ 1,691,195.00
<u>District Share</u>					
Cash Contribution			1,691,195.00		
Total			\$ 3,382,390.00	\$ 0.00	\$ 1,691,195.00

Funding Source: Proposition 51 Bonds/2016-Nov.

Pursuant to the Board's action on September 25, 2019, the District is required to submit a complete *Fund Release Authorization* (Form SAB 50-05) on or before December 24, 2019, otherwise, the apportionment will be rescinded without further Board action and will receive a new Unfunded Approval date of December 24, 2019.

The Form SAB 50-05 submittal must contain an original signature from a designated District Representative and must be physically received by the Office of Public School Construction at 707 Third Street, West Sacramento, CA 95605 prior to the close of business on December 24, 2019.

The District shall ensure that it is in compliance with all applicable laws, regulations and certifications it made on the program forms.

Based on the Board's action on June 5, 2017, this project is subject to the Grant Agreement submittal pursuant to School Facility Program Regulation Section 1859.90.4.

The District is responsible for ensuring that the project is compliant with Prevailing Wage Monitoring and/or Labor Compliance Program requirements at the time construction contracts are executed and/or construction commenced.

SCHOOL DISTRICT DATA

Application No: 54/68023-00-002
School District: Chula Vista Elementary

County: San Diego
Charter School: Leonardo Da Vinci Health Sciences Charter
School Name: Leonardo Da Vinci Health Sciences Charter

PROJECT DATA

Type of Project: Elementary School
K-6:
7-8:
9-12:
Non-Severe:
Severe:
Non-toilet sq. ft.: 13,911
Toilet sq. ft.:
Application Filing Basis: District
Number of Classrooms: 15
Master Acres:
Existing Acres: 3.9
Proposed Acres:
Recommended Acres: 5.4
Alternative Education School: No
Addition to Existing Site: Yes

ADJUSTED GRANT DATA

New Construction Grant	\$	2,782,200.00
Accessibility/Fire Code Req.		83,466.00
Total State Share (50%)		2,865,666.00
CSFA Lease Amount		0.00
District Cash Contribution		2,865,666.00
Total Project Cost	\$	5,731,332.00

PROJECT FINANCING

State Share
This Project \$ 2,865,666.00
District Share
Cash Contribution 2,865,666.00
CSFA Lease Amount 0.00
Total Project Cost \$ 5,731,332.00

HISTORY OF PROJECT COST AND APPORTIONMENT

	Fund Code	Proposition	Previously Authorized	Authorized This Action	State Apportionment This Action
State Share					
Rehab/Charter School Grant	951-540	51	\$ 2,865,666.00	\$ (2,865,666.00)	
Rehab/Charter School Grant	051-540	51		2,865,666.00	\$ 2,865,666.00
District Share					
CSFA Lease Amount					
Cash Contribution			2,865,666.00		
Total			\$ 5,731,332.00	\$ 0.00	\$ 2,865,666.00

Funding Source: Proposition 51 Bonds/2016-Nov

Pursuant to the Board's action on September 25, 2019, the Applicant is required to submit a complete Fund Release Authorization (Form SAB 50-05) on or before December 24, 2019; otherwise, the apportionment will be rescinded without further Board action and will receive a new Unfunded Approval date of December 24, 2019.

The Form SAB 50-05 submittal must contain an original signature from a designated District or Charter School Representative, depending on the Applicant, and must be physically received by the Office of Public School Construction at 707 Third Street, West Sacramento, CA 95605 prior to the close of business on December 24, 2019.

The District shall ensure that it is in compliance with all applicable laws, regulations and certifications it made on the program forms.

Based on the Board's action on June 5, 2017, this project is subject to the Grant Agreement submittal pursuant to School Facility Program Regulation Section 1859.90.4.

The District is responsible for ensuring that the project is compliant with Prevailing Wage Monitoring and/or Labor Compliance Program requirements at the time construction contracts are executed and/or construction commenced.

SCHOOL DISTRICT DATA

Application No: 57/72603-00-033 County: Ventura
 School District: Simi Valley Unified School Name: White Oak Elementary

PROJECT DATA

Type of Project: Elementary School Application Filing Basis: Site Specific
 Pupils Assigned Under 50 Yrs: K-6: 404
 7-8:
 9-12:
 Non-Severe:
 Severe:
 Financial Hardship Requested: No Recommended Acres: 9.9
 Alternative Education School: No Existing Acres: 11.3

ADJUSTED GRANT DATA

Modernization Grant - Under 50 Yrs	\$ 1,876,176.00
Fire Detection Alarm	61,004.00
Prevailing Wage Monitoring	2,990.00
Accessibility/Fire Code Req.	56,285.00
Total State Share (60%)	1,996,455.00
District Share (40%)	1,330,970.00
Total Project Cost	\$ 3,327,425.00

PROJECT FINANCING

<u>State Share</u>	
This Project	\$ 1,996,455.00
<u>District Share</u>	
Cash Contribution	1,330,970.00
Financial Hardship	
Total Project Cost	\$ 3,327,425.00

HISTORY OF PROJECT COST AND APPORTIONMENT

	Fund Code	Proposition	Previously Authorized	Authorized This Action	State Apportionment This Action
<u>State Share</u>					
Modernization/Additional Grant	951-570	51	\$ 1,996,455.00	\$ (1,996,455.00)	
Modernization/Additional Grant	051-570	51		1,996,455.00	\$ 1,996,455.00
<u>District Share</u>					
Cash Contribution			1,330,970.00		
Total			\$ 3,327,425.00	\$ 0.00	\$ 1,996,455.00

Funding Source: Proposition 51 Bonds/2016-Nov.

Pursuant to the Board's action on September 25, 2019, the District is required to submit a complete *Fund Release Authorization* (Form SAB 50-05) on or before December 24, 2019; otherwise, the apportionment will be rescinded without further Board action and will receive a new Unfunded Approval date of December 24, 2019.

The Form SAB 50-05 submittal must contain an original signature from a designated District Representative and must be physically received by the Office of Public School Construction at 707 Third Street, West Sacramento, CA 95605 prior to the close of business on December 24, 2019.

The District shall ensure that it is in compliance with all applicable laws, regulations and certifications it made on the program forms.

The District is responsible for ensuring that the project is compliant with Prevailing Wage Monitoring and/or Labor Compliance Program requirements at the time construction contracts are executed and/or construction commenced.

Based on the Board's action on June 5, 2017, this project is subject to the Grant Agreement submittal pursuant to School Facility Program Regulation Section 1859.90.4.

SCHOOL DISTRICT DATA

Application No: 50/64832-00-005	County: Los Angeles
School District: Newhall Elementary	School Name: Newhall Elementary

PROJECT DATA

Type of Project:	Elementary School
K-6:	400
7-8:	
9-12:	
Non-Severe:	
Severe:	
Application Filing Basis:	District Wide
Number of Classrooms:	16
Master Acres:	13.1
Existing Acres:	10.9
Proposed Acres:	
Recommended Acres:	9.2
Facility Hardship (a):	No
Financial Hardship Requested:	No
Alternative Education School:	No
Addition to Existing Site:	Yes

ADJUSTED GRANT DATA

New Construction Grant	\$	4,878,800.00
Fire Detection Alarm		6,000.00
Service Site		310,714.00
Utilities		19,216.00
Total State Share (50%)		5,214,730.00
District Share (50%)		5,214,730.00
Total Project Cost	\$	<u>10,429,460.00</u>

PROJECT FINANCING

<u>State Share</u>		
This Project	\$	5,214,730.00
<u>District Share</u>		
Cash Contribution		5,214,730.00
Financial Hardship		
Total Project Cost	\$	<u>10,429,460.00</u>

HISTORY OF PROJECT COST AND APPORTIONMENT

	Fund Code	Proposition	Previously Authorized	Authorized This Action	State Apportionment This Action
<u>State Share</u>					
New Construction/Add. Grant	951-500	51	\$ 5,214,730.00	\$ (5,214,730.00)	
New Construction/Add. Grant	051-500	51		5,214,730.00	\$ 5,214,730.00
<u>District Share</u>					
Cash Contribution			5,214,730.00		
Total			\$ 10,429,460.00	\$ 0.00	\$ 5,214,730.00

Funding Source: Proposition 51 Bonds/2016-Nov.

Pursuant to the Board's action on September 25, 2019, the District is required to submit a complete *Fund Release Authorization* (Form SAB 50-05) on or before December 24, 2019, otherwise, the apportionment will be rescinded without further Board action and will receive a new Unfunded Approval date of December 24, 2019.

The Form SAB 50-05 submittal must contain an original signature from a designated District Representative and must be physically received by the Office of Public School Construction at 707 Third Street, West Sacramento, CA 95605 prior to the close of business on December 24, 2019.

The District shall ensure that it is in compliance with all applicable laws, regulations and certifications it made on the program forms.

Based on the Board's action on June 5, 2017, this project is subject to the Grant Agreement submittal pursuant to School Facility Program Regulation Section 1859.90.4.

The District is responsible for ensuring that the project is compliant with Prevailing Wage Monitoring and/or Labor Compliance Program requirements at the time construction contracts are executed and/or construction commenced.

SCHOOL DISTRICT DATA

Application No: 50/64832-00-006	County: Los Angeles
School District: Newhall Elementary	School Name: Old Orchard Elementary

PROJECT DATA

Type of Project:	Elementary School
K-6:	300
7-8:	
9-12:	
Non-Severe:	
Severe:	18
Application Filing Basis:	District Wide
Number of Classrooms:	14
Master Acres:	9.6
Existing Acres:	7.4
Proposed Acres:	
Recommended Acres:	9.6
Facility Hardship (a):	No
Financial Hardship Requested:	No
Alternative Education School:	No
Addition to Existing Site:	Yes

ADJUSTED GRANT DATA

New Construction Grant	\$	4,276,032.00
Fire Detection Alarm		5,598.00
SDC Therapy Toilet	947 Sq. Ft.	339,973.00
SDC Therapy Other	236 Sq. Ft.	47,200.00
Service Site		332,121.00
Utilities		45,161.00
Total State Share (50%)		5,046,085.00
District Share (50%)		5,046,085.00
Total Project Cost	\$	10,092,170.00

PROJECT FINANCING

<u>State Share</u>	
This Project	\$ 5,046,085.00
<u>District Share</u>	
Cash Contribution	5,046,085.00
Financial Hardship	
Total Project Cost	\$ 10,092,170.00

HISTORY OF PROJECT COST AND APPORTIONMENT

	Fund Code	Proposition	Previously Authorized	Authorized This Action	State Apportionment This Action
<u>State Share</u>					
New Construction/Add. Grant	951-500	51	\$ 5,046,085.00	\$ (5,046,085.00)	
New Construction/Add. Grant	051-500	51		5,046,085.00	\$ 5,046,085.00
<u>District Share</u>					
Cash Contribution			5,046,085.00		
Total			\$ 10,092,170.00	\$ 0.00	\$ 5,046,085.00

Funding Source: Proposition 51 Bonds/2016-Nov.

Pursuant to the Board's action on September 25, 2019, the District is required to submit a complete *Fund Release Authorization* (Form SAB 50-05) on or before December 24, 2019, otherwise, the apportionment will be rescinded without further Board action and will receive a new Unfunded Approval date of December 24, 2019.

The Form SAB 50-05 submittal must contain an original signature from a designated District Representative and must be physically received by the Office of Public School Construction at 707 Third Street, West Sacramento, CA 95605 prior to the close of business on December 24, 2019.

The District shall ensure that it is in compliance with all applicable laws, regulations and certifications it made on the program forms.

Based on the Board's action on June 5, 2017, this project is subject to the Grant Agreement submittal pursuant to School Facility Program Regulation Section 1859.90.4.

The District is responsible for ensuring that the project is compliant with Prevailing Wage Monitoring and/or Labor Compliance Program requirements at the time construction contracts are executed and/or construction commenced.

SCHOOL DISTRICT DATA

Application No: 57/72538-00-026	County: Ventura
School District: Oxnard Elementary	School Name: Fremont Intermediate

PROJECT DATA

Type of Project: Middle School	Application Filing Basis: Site Specific
Pupils Assigned Under 50 Yrs:	Pupils Assigned Over 50 Yrs:
K-6:	K-6:
7-8:	7-8: 131
9-12:	9-12:
Non-Severe:	Non-Severe: 8
Severe:	Severe:
Financial Hardship Requested: No	Recommended Acres: 23.4
Alternative Education School: No	Existing Acres: 18.1

ADJUSTED GRANT DATA

Modernization Grant - Over 50 Yrs	\$ 1,003,960.00
Fire Detection Alarm	22,005.00
Prevailing Wage Monitoring	1,644.00
Small Size Project	40,158.00
Accessibility/Fire Code Req.	30,119.00
Total State Share (60%)	1,097,886.00
District Share (40%)	731,924.00
Total Project Cost	\$ 1,829,810.00

PROJECT FINANCING

<u>State Share</u>	
This Project	\$ 1,097,886.00
<u>District Share</u>	
Cash Contribution	731,924.00
Financial Hardship	
Total Project Cost	\$ 1,829,810.00

HISTORY OF PROJECT COST AND APPORTIONMENT

	Fund Code	Proposition	Previously Authorized	Authorized This Action	State Apportionment This Action
<u>State Share</u>					
Modernization/Additional Grant	951-570	51	\$ 1,097,886.00	\$ (1,097,886.00)	
Modernization/Additional Grant	051-570	51		1,097,886.00	\$ 1,097,886.00
<u>District Share</u>					
Cash Contribution			731,924.00		
Total			\$ 1,829,810.00	\$ 0.00	\$ 1,097,886.00

Funding Source: Proposition 51 Bonds/2016-Nov.

Pursuant to the Board's action on September 25, 2019, the District is required to submit a complete *Fund Release Authorization* (Form SAB 50-05) on or before December 24, 2019, otherwise, the apportionment will be rescinded without further Board action and will receive a new Unfunded Approval date of December 24, 2019.

The Form SAB 50-05 submittal must contain an original signature from a designated District Representative and must be physically received by the Office of Public School Construction at 707 Third Street, West Sacramento, CA 95605 prior to the close of business on December 24, 2019.

The District shall ensure that it is in compliance with all applicable laws, regulations and certifications it made on the program forms.

Based on the Board's action on June 5, 2017, this project is subject to the Grant Agreement submittal pursuant to School Facility Program Regulation Section 1859.90.4.

The District is responsible for ensuring that the project is compliant with Prevailing Wage Monitoring and/or Labor Compliance Program requirements at the time construction contracts are executed and/or construction commenced.

SCHOOL DISTRICT DATA

Application No: 50/72538-00-011	County: Ventura
School District: Oxnard Elementary	School Name: Harrington Elementary

PROJECT DATA

Type of Project: Elementary School

K-6:	625
7-8:	
9-12:	
Non-Severe:	26
Severe:	

Application Filing Basis: District Wide

Number of Classrooms: 27

Master Acres: 12.4

Existing Acres: 8.27

Proposed Acres:

Recommended Acres: 12.1

Facility Hardship (a): No

Financial Hardship Requested: No

Alternative Education School: No

Addition to Existing Site: Yes

ADJUSTED GRANT DATA

New Construction Grant	\$	8,219,097.00
Fire Detection Alarm		10,493.00
Multi-Level Constr.	23Crs.	840,760.00
Service Site		567,983.00
Off-Site		21,037.00
Utilities		21,153.00
Total State Share (50%)		9,680,523.00
District Share (50%)		9,680,523.00
Total Project Cost	\$	19,361,046.00

PROJECT FINANCING

State Share

This Project **\$** 9,680,523.00

District Share

Cash Contribution 9,680,523.00

Financial Hardship

Total Project Cost **\$** 19,361,046.00

HISTORY OF PROJECT COST AND APPORTIONMENT

	Fund Code	Proposition	Previously Authorized	Authorized This Action	State Apportionment This Action
<u>State Share</u>					
New Construction/Add. Grant	951-500	51	\$ 9,680,523.00	\$ (9,680,523.00)	
New Construction/Add. Grant	051-500	51		9,680,523.00	\$ 9,680,523.00
<u>District Share</u>					
Cash Contribution			9,680,523.00		
Total			\$ 19,361,046.00	\$ 0.00	\$ 9,680,523.00

Funding Source: Proposition 51 Bonds/2016-Nov.

Pursuant to the Board's action on September 25, 2019, the District is required to submit a complete *Fund Release Authorization* (Form SAB 50-05) on or before December 24, 2019, otherwise, the apportionment will be rescinded without further Board action and will receive a new Unfunded Approval date of December 24, 2019.

The Form SAB 50-05 submittal must contain an original signature from a designated District Representative and must be physically received by the Office of Public School Construction at 707 Third Street, West Sacramento, CA 95605 prior to the close of business on December 24, 2019.

The District shall ensure that it is in compliance with all applicable laws, regulations and certifications it made on the program forms.

Based on the Board's action on June 5, 2017, this project is subject to the Grant Agreement submittal pursuant to School Facility Program Regulation Section 1859.90.4.

The District is responsible for ensuring that the project is compliant with Prevailing Wage Monitoring and/or Labor Compliance Program requirements at the time construction contracts are executed and/or construction commenced.

SAB Meeting: September 25, 2019

New Construction - Separate Design

SCHOOL DISTRICT DATA

Application No:	50/62638-00-002	County:	Glenn
School District:	Plaza Elementary	School Name:	Plaza Elementary

PROJECT DATA

Type of Project:	Elementary School	Application Filing Basis:	District Wide
Pupils Assigned	K-6: 34	Number of Classrooms:	3
	7-8: 18	Existing Acres:	
	9-12:	Proposed Acres:	
Non-Severe:		Facility Hardship (a):	No
Severe:		Addition to Existing Site:	No
Financial Hardship Requested:	Yes		

GRANT DATA

<u>Estimated Total Grant</u>		<u>Separate Design Grant</u>	
New Construction Grant	\$ 646,916.00	Total Design (40% of Grant)	\$ 258,766.00
Total State Share (50%)	646,916.00		
District Share (50%)	646,916.00	Total Design	\$ <u>258,766.00</u>
Total Estimated Cost	\$ 1,293,832.00	Total State Share (50%)	129,383.00
		District Share (50%)	129,383.00
		District Cash Contribution	\$ 96.00
		Financial Hardship	\$ 129,287.00

DESIGN PROJECT FINANCING

<u>State Share</u>	
New Construction Design Grant	\$ 129,383.00
<u>District Share</u>	
Cash Contribution	96.00
Financial Hardship	129,287.00
Total Design Cost	\$ <u>258,766.00</u>

HISTORY OF PROJECT COST AND APPORTIONMENT

	Fund Code	Proposition	Previously Authorized	Authorized This Action	State Apportionment This Action
<u>State Share</u>					
New Construction Design Grant	951-500	51	\$ 129,383.00	\$ (129,383.00)	
New Construction Design Grant	051-500	51		129,383.00	\$ 129,383.00
<u>District Share</u>					
Cash Contribution			96.00		
Financial Hardship	951-500	51	129,287.00	(129,287.00)	
Financial Hardship	051-500	51		129,287.00	129,287.00
Total			\$ <u>258,766.00</u>	\$ <u>0.00</u>	\$ <u>258,670.00</u>

Funding Source: Proposition 51 Bonds/2016-Nov.
 Pursuant to the Board's action on September 25, 2019, the District is required to submit a complete *Fund Release Authorization* (Form SAB 50-05) on or before December 24, 2019, otherwise, the apportionment will be rescinded without further Board action and will receive a new Unfunded Approval date of December 24, 2019.

The Form SAB 50-05 submittal must contain an original signature from a designated District Representative and must be physically received by the Office of Public School Construction at 707 Third Street, West Sacramento, CA 95605 prior to the close of business on December 24, 2019.

The District shall ensure that it is in compliance with all applicable laws, regulations and certifications it made on the program forms.

Based on the Board's action on June 5, 2017, this project is subject to the Grant Agreement submittal pursuant to School Facility Program Regulation Section 1859.90.4.

The District is responsible for ensuring that the project is compliant with Prevailing Wage Monitoring and/or Labor Compliance Program requirements at the time construction contracts are executed and/or construction commenced.

The District qualifies for financial hardship pursuant to SFP Regulation Section 1859.81(c)(4). The District has demonstrated it is financially unable to provide all or a part of the matching funds and is levying the developer fees or equal alternative revenue source justified by law. The District's total bonding capacity (as of March 5, 2018) is \$5 million or less.

SCHOOL DISTRICT DATA

Application No: 50/71985-00-003	County: Tulare
School District: Liberty Elementary	School Name: Liberty Elementary

PROJECT DATA

Type of Project: Elementary School	Application Filing Basis: District Wide
Pupils Assigned	Number of Classrooms:
K-6: 250	Existing Acres:
7-8: 54	Proposed Acres:
9-12:	Facility Hardship (a): No
Non-Severe:	Addition to Existing Site: Yes
Severe:	
Financial Hardship Requested: Yes	

GRANT DATA

<u>Estimated Total Grant</u>		<u>Separate Design Grant</u>	
New Construction Grant	\$ 3,745,904.00	Total Design (40% of Grant) \$	1,498,362.00
Total State Share (50%)	3,745,904.00		
District Share (50%)	3,745,904.00	Total Design \$	1,498,362.00
Total Estimated Cost	\$ 7,491,808.00	Total State Share (50%)	749,181.00
		District Share (50%)	749,181.00
		District Cash Contribution \$	72,909.00
		Financial Hardship \$	676,272.00

DESIGN PROJECT FINANCING

State Share	
New Construction Design Grant	\$ 749,181.00
District Share	
Cash Contribution	72,909.00
Financial Hardship	676,272.00
Total Design Cost	\$ 1,498,362.00

HISTORY OF PROJECT COST AND APPORTIONMENT

	Fund Code	Proposition	Previously Authorized	Authorized This Action	State Apportionment This Action
State Share					
New Construction Design Grant	951-500	51	\$ 749,181.00	\$ (749,181.00)	
New Construction Design Grant	051-500	51		749,181.00	\$ 749,181.00
District Share					
Cash Contribution			72,909.00		
Financial Hardship	951-500	51	676,272.00	(676,272.00)	
Financial Hardship	051-500	51		676,272.00	676,272.00
Total			\$ 1,498,362.00	\$ 0.00	\$ 1,425,453.00

Funding Source: Proposition 51 Bonds/2016-Nov.
Pursuant to the Board's action on September 25, 2019, the District is required to submit a complete *Fund Release Authorization* (Form SAB 50-05) on or before December 24, 2019, otherwise, the apportionment will be rescinded without further Board action and will receive a new Unfunded Approval date of December 24, 2019.

The Form SAB 50-05 submittal must contain an original signature from a designated District Representative and must be physically received by the Office of Public School Construction at 707 Third Street, West Sacramento, CA 95605 prior to the close of business on December 24, 2019.

Amounts shown for financial hardship assistance are subject to adjustment as a result of a review of the District's financial records pursuant to Regulation Section 1859.81(a) at the time of apportionment.

The District shall ensure that it is in compliance with all applicable laws, regulations and certifications it made on the program forms.

The District qualifies for financial hardship pursuant to SFP Regulation Section 1859.81(c)(4). The District has demonstrated it is financially unable to provide all or a part of the matching funds and is levying the developer fees or equal alternative revenue source justified by law. The District's total bonding capacity (as of February 1, 2019) is \$5 million or less.

Based on the Board's action on June 5, 2017, this project is subject to the Grant Agreement submittal pursuant to School Facility Program Regulation Section 1859.90.4.

The District is responsible for ensuring that the project is compliant with Prevailing Wage Monitoring and/or Labor Compliance Program requirements at the time construction contracts are executed and/or construction commenced.

SCHOOL DISTRICT DATA

Application No: 50/72256-00-028	County: Tulare
School District: Visalia Unified	School Name: Redwood High

PROJECT DATA

Type of Project:	High School
K-6:	
7-8:	
9-12:	337
Non-Severe:	
Severe:	
Application Filing Basis:	District Wide
Number of Classrooms:	16
Master Acres:	52.7
Existing Acres:	44.62
Proposed Acres:	
Recommended Acres:	55.3
Facility Hardship (a):	No
Financial Hardship Requested:	No
Alternative Education School:	No
Addition to Existing Site:	Yes

ADJUSTED GRANT DATA

New Construction Grant	\$	5,531,855.00
Fire Detection Alarm		11,121.00
Service Site		145,384.00
Off-Site		2,745.00
Utilities		29,917.00
Total State Share (50%)		5,721,022.00
District Share (50%)		5,721,022.00
Total Project Cost	\$	11,442,044.00

PROJECT FINANCING

<u>State Share</u>		
This Project	\$	5,721,022.00
<u>District Share</u>		
Cash Contribution		5,721,022.00
Financial Hardship		
Total Project Cost	\$	11,442,044.00

HISTORY OF PROJECT COST AND APPORTIONMENT

	Fund Code	Proposition	Previously Authorized	Authorized This Action	State Apportionment This Action
<u>State Share</u>					
New Construction/Add. Grant	951-500	51	\$ 5,721,022.00	\$ (5,721,022.00)	
New Construction/Add. Grant	051-500	51		5,721,022.00	\$ 5,721,022.00
<u>District Share</u>					
Cash Contribution			5,721,022.00		
Total			\$ 11,442,044.00	\$ 0.00	\$ 5,721,022.00

Funding Source: Proposition 51 Bonds/2016-Nov.
 Pursuant to the Board's action on September 25, 2019, the District is required to submit a complete *Fund Release Authorization* (Form SAB 50-05) on or before December 24, 2019; otherwise, the apportionment will be rescinded without further Board action and will receive a new Unfunded Approval date of December 24, 2019.

The Form SAB 50-05 submittal must contain an original signature from a designated District Representative and must be physically received by the Office of Public School Construction at 707 Third Street, West Sacramento, CA 95605 prior to the close of business on December 24, 2019.

The District shall ensure that it is in compliance with all applicable laws, regulations and certifications it made on the program forms.

Based on the Board's action on June 5, 2017, this project is subject to the Grant Agreement submittal pursuant to School Facility Program Regulation Section 1859.90.4.

The District is responsible for ensuring that the project is compliant with Prevailing Wage Monitoring and/or Labor Compliance Program requirements at the time construction contracts are executed and/or construction commenced.

SCHOOL DISTRICT DATA

Application No: 57/72256-00-021	County: Tulare
School District: Visalia Unified	School Name: Redwood High

PROJECT DATA

Type of Project: High School	Application Filing Basis: Site Specific
Pupils Assigned Under 50 Yrs: K-6:	
7-8:	
9-12: 101	
Non-Severe:	
Severe:	
Financial Hardship Requested: No	Recommended Acres: 52.7
Alternative Education School: No	Existing Acres: 31.4

ADJUSTED GRANT DATA

Modernization Grant - Under 50 Yrs	\$ 649,531.00
Fire Detection Alarm	15,251.00
Prevailing Wage Monitoring	1,065.00
Small Size Project	25,981.00
Accessibility/Fire Code Req.	19,486.00
Total State Share (60%)	711,314.00
District Share (40%)	474,209.00
Total Project Cost	\$ 1,185,523.00

PROJECT FINANCING

<u>State Share</u>	
This Project	\$ 711,314.00
<u>District Share</u>	
Cash Contribution	474,209.00
Financial Hardship	
Total Project Cost	\$ 1,185,523.00

HISTORY OF PROJECT COST AND APPORTIONMENT

	Fund Code	Proposition	Previously Authorized	Authorized This Action	State Apportionment This Action
<u>State Share</u>					
Modernization/Additional Grant	951-570	51	\$ 711,314.00	\$ (711,314.00)	
Modernization/Additional Grant	051-570	51		711,314.00	\$ 711,314.00
<u>District Share</u>					
Cash Contribution			474,209.00		
Total			\$ 1,185,523.00	\$ 0.00	\$ 711,314.00

Funding Source: Proposition 51 Bonds/2016-Nov.

Pursuant to the Board's action on September 25, 2019, the District is required to submit a complete *Fund Release Authorization* (Form SAB 50-05) on or before December 24, 2019; otherwise, the apportionment will be rescinded without further Board action and will receive a new Unfunded Approval date of December 24, 2019.

The Form SAB 50-05 submittal must contain an original signature from a designated District Representative and must be physically received by the Office of Public School Construction at 707 Third Street, West Sacramento, CA 95605 prior to the close of business on December 24, 2019.

The District shall ensure that it is in compliance with all applicable laws, regulations and certifications it made on the program forms.

Based on the Board's action on June 5, 2017, this project is subject to the Grant Agreement submittal pursuant to School Facility Program Regulation Section 1859.90.4.

The District is responsible for ensuring that the project is compliant with Prevailing Wage Monitoring and/or Labor Compliance Program requirements at the time construction contracts are executed and/or construction commenced.

SCHOOL DISTRICT DATA

Application No: 54/75499-00-003	County: San Joaquin
School District: Tracy Joint Unified	Charter School: Tracy Learning Center
	School Name: Millennium Charter

PROJECT DATA

Type of Project:	High School
K-6:	
7-8:	
9-12:	
Non-Severe:	
Severe:	
Non-Toilet sq. ft.:	17,542
Toilet sq. ft.:	3,060
Application Filing Basis:	Charter
Number of Classrooms:	11
Master Acres:	
Existing Acres:	8.45
Proposed Acres:	
Recommended Acres:	19.2
Alternative Education School:	No

ADJUSTED GRANT DATA

Rehabilitation Grant	\$ 2,216,025.00
Urban/Security/Impacted Site	450,474.00
Accessibility/Fire Code Req.	66,481.00
Total State Share (50%)	2,732,980.00
CSFA Lease Amount	0.00
Charter School Cash Contribution	2,732,980.00
Total Project Cost	\$ 5,465,960.00

PROJECT FINANCING

<u>State Share</u>	
This Project	\$ 2,732,980.00
<u>Charter School Share</u>	
Cash Contribution	2,732,980.00
CSFA Lease Amount	0.00
Total Project Cost	\$ 5,465,960.00

HISTORY OF PROJECT COST AND APPORTIONMENT

	Fund Code	Proposition	Previously Authorized	Authorized This Action	State Apportionment This Action
<u>State Share</u>					
Rehab/Charter School Grant	957-540	1D	\$ 2,486,180.40	\$ (2,486,180.40)	
Rehab/Charter School Grant	057-540	1D	246,799.60	2,486,180.40	\$ 2,486,180.40
<u>Charter School Share</u>					
CSFA Lease Amount					
Cash Contribution			2,732,980.00		
Total			\$ 5,465,960.00	\$ 0.00	\$ 2,486,180.40

Funding Source: Proposition 1D Bonds/2006-Nov

Pursuant to the Board's action on September 25, 2019, the Applicant is required to submit a complete Fund Release Authorization (Form SAB 50-05) on or before December 24, 2019; otherwise, the apportionment will be rescinded without further Board action and will receive a new Unfunded Approval date of December 24, 2019.

The Form SAB 50-05 submittal must contain an original signature from a designated District or Charter School Representative, depending on the Applicant, and must be physically received by the Office of Public School Construction at 707 Third Street, West Sacramento, CA 95605 prior to the close of business on December 24, 2019.

The District shall ensure that it is in compliance with all applicable laws, regulations and certifications it made on the program forms.

Based on the Board's action on June 5, 2017, this project is subject to the Grant Agreement submittal pursuant to School Facility Program Regulation Section 1859.90.4.

The District is responsible for ensuring that the project is compliant with Prevailing Wage Monitoring and/or Labor Compliance Program requirements at the time construction contracts are executed and/or construction commenced.

Pursuant to Regulation Section 1859.167.1(a), the base grant for this project was capped by the new construction grant amount as applied to the project capacity using the State loading standard of 27 pupils per 9-12 classroom and the original five classrooms that generated funding when the preliminary apportionment was awarded on April 15, 2015.

The Charter School previously received \$246,799.60 for advance design costs.

SCHOOL DISTRICT DATA

Application No: 54/75499-00-004
School District: Tracy Joint Unified

County: San Joaquin
School Name: Millennium Charter

PROJECT DATA

Type of Project: High School
 K-6:
 7-8:
 9-12: 81
 Non-Severe:
 Severe:
 Application Filing Basis: Charter School
 Number of Classrooms: 5
 Master Acres: 27.1
 Existing Acres: 8.45
 Proposed Acres:
 Recommended Acres: 27.1
 Alternative Education School: No
 Addition to Existing Site: No

ADJUSTED GRANT DATA

New Construction Grant	\$	1,329,615.00
Fire Detection Alarm		2,673.00
Multi-Level Constr.	5 CRs.	159,554.00
Service Site		347,975.00
Off-Site		30,154.00
Utilities		44,623.00
Urban/Security/Impacted Site		645,938.00
Total State Share (50%)		2,560,532.00
Charter School Share (50%)		2,560,532.00
Total Project Cost	\$	5,121,064.00

PROJECT FINANCING

<u>State Share</u>	
This Project	\$ 2,560,532.00
<u>District Share</u>	
Cash Contribution	2,560,532.00
CSFP Lease Amount	
Total Project Cost	\$ 5,121,064.00

HISTORY OF PROJECT COST AND APPORTIONMENT

	Fund Code	Proposition	Previously Authorized	Authorized This Action	State Apportionment This Action
<u>State Share</u>					
Charter School Grant	957-540	1D	\$ 2,365,810.30	\$ (2,365,810.30)	
Charter School Grant	057-540	1D	194,721.70	2,365,810.30	2,365,810.30
<u>Charter School Share</u>					
Cash Contribution			2,560,532.00		
Total			\$ 5,121,064.00	\$ 0.00	\$ 2,365,810.30

Funding Source: Proposition 1D Bonds/2006-Nov.

Pursuant to the Board's action on September 25, 2019, the Applicant is required to submit a complete Fund Release Authorization (Form SAB 50-05) on or before December 24, 2019; otherwise, the apportionment will be rescinded without further Board action and will receive a new Unfunded Approval date of December 24, 2019.

The Form SAB 50-05 submittal must contain an original signature from a designated District or Charter School Representative, depending on the Applicant, and must be physically received by the Office of Public School Construction at 707 Third Street, West Sacramento, CA 95605 prior to the close of business on December 24, 2019.

The Applicant shall ensure that it is in compliance with all applicable laws, regulations and certifications it made on the program forms.

Based on the Board's action on June 5, 2017, this project is subject to the Grant Agreement submittal pursuant to School Facility Program Regulation Section 1859.90.4.

The Applicant is responsible for ensuring that the project is compliant with Prevailing Wage Monitoring and/or Labor Compliance Program requirements at the time construction contracts are executed and/or construction commenced.

The Applicant previously received \$194,721.70 for advance design costs.

SCHOOL DISTRICT DATA

Application No: 50/73965-00-018	County: Fresno
School District: Central Unified	School Name: New High School

PROJECT DATA

Type of Project:	High School
K-6:	
7-8:	
9-12:	1971
Non-Severe:	39
Severe:	18
Application Filing Basis:	District Wide
Number of Classrooms:	79
Master Acres:	66.1
Existing Acres:	43.72
Proposed Acres:	
Recommended Acres:	53
Facility Hardship (a):	No
Financial Hardship Requested:	No
Alternative Education School:	No
Addition to Existing Site:	Yes
Core Facilities:	Multi-Purpose/Kitchen, Gymnasium Library/Media Center, Administration, Toilet

ADJUSTED GRANT DATA

New Construction Grant	\$	33,864,855.00
Fire Detection Alarm		67,818.00
Sprinkler System		527,178.00
Multi-Level Constr.	76Crs.	4,042,030.00
Service Site		2,374,691.00
Off-Site		360,365.00
Utilities		36,354.00
Total State Share (50%)		41,273,291.00
District Share (50%)		41,273,291.00
Total Project Cost	\$	82,546,582.00

PROJECT FINANCING

<u>State Share</u>	
This Project	\$ 41,273,291.00
<u>District Share</u>	
Cash Contribution	41,273,291.00
Financial Hardship	
Total Project Cost	\$ 82,546,582.00

HISTORY OF PROJECT COST AND APPORTIONMENT

	Fund Code	Proposition	Previously Authorized	Authorized This Action	State Apportionment This Action
<u>State Share</u>					
New Construction/Add. Grant	951-500	51	\$ 41,273,291.00	\$ (41,273,291.00)	
New Construction/Add. Grant	051-500	51		41,273,291.00	\$ 41,273,291.00
<u>District Share</u>					
Cash Contribution			41,273,291.00		
Total			\$ 82,546,582.00	\$ 0.00	\$ 41,273,291.00

Funding Source: Proposition 51 Bonds/2016-Nov.
Pursuant to the Board's action on September 25, 2019, the District is required to submit a complete *Fund Release Authorization* (Form SAB 50-05) on or before December 24, 2019; otherwise, the apportionment will be rescinded without further Board action and will receive a new Unfunded Approval date of December 24, 2019.

The Form SAB 50-05 submittal must contain an original signature from a designated District Representative and must be physically received by the Office of Public School Construction at 707 Third Street, West Sacramento, CA 95605 prior to the close of business on December 24, 2019.

The District shall ensure that it is in compliance with all applicable laws, regulations and certifications it made on the program forms.

Based on the Board's action on June 5, 2017, this project is subject to the Grant Agreement submittal pursuant to School Facility Program Regulation Section 1859.90.4.

The District is responsible to ensure that the project is compliant with Prevailing Wage Monitoring and/or Labor Compliance Program requirements at the time construction contracts are executed and/or construction commenced.

SCHOOL DISTRICT DATA

Application No: 57/65391-00-009 County: Marin
 School District: Mill Valley Elementary School Name: Tamalpais Valley Elementary

PROJECT DATA

Type of Project:	Elementary School	Application Filing Basis:	Site Specific
Pupils Assigned Under 50 Yrs:	K-6: 129	Pupils Assigned Over 50 Yrs:	K-6: 153
	7-8:		7-8:
	9-12:		9-12:
	Non-Severe:		Non-Severe:
	Severe:		Severe:
Financial Hardship Requested:	No	Recommended Acres:	10.2
Alternative Education School:	No	Existing Acres:	6.23

ADJUSTED GRANT DATA

Modernization Grant - Under 50 Yrs	\$ 599,076.00
Modernization Grant - Over 50 Yrs	987,156.00
Fire Detection Alarm	42,582.00
Accessibility/Fire Code Req.	98,648.00
Total State Share (60%)	1,727,462.00
District Share (40%)	1,151,641.00
Total Project Cost	\$ 2,879,103.00

PROJECT FINANCING

<u>State Share</u>	
This Project	\$ 1,727,462.00
<u>District Share</u>	
Cash Contribution	1,151,641.00
Financial Hardship	
Total Project Cost	\$ 2,879,103.00

HISTORY OF PROJECT COST AND APPORTIONMENT

	Fund Code	Proposition	Previously Authorized	Authorized This Action	State Apportionment This Action
<u>State Share</u>					
Modernization/Additional Grant	951-570	51	\$ 1,727,462.00	\$ (1,727,462.00)	
Modernization/Additional Grant	051-570	51		1,727,462.00	\$ 1,727,462.00
<u>District Share</u>					
Cash Contribution			1,151,641.00		
Total			\$ 2,879,103.00	\$ 0.00	\$ 1,727,462.00

Funding Source: Proposition 51 Bonds/2016-Nov.

Pursuant to the Board's action on September 25, 2019, the District is required to submit a complete *Fund Release Authorization* (Form SAB 50-05) on or before December 24, 2019, otherwise, the apportionment will be rescinded without further Board action and will receive a new Unfunded Approval date of December 24, 2019.

The Form SAB 50-05 submittal must contain an original signature from a designated District Representative and must be physically received by the Office of Public School Construction at 707 Third Street, West Sacramento, CA 95605 prior to the close of business on December 24, 2019.

The District shall ensure that it is in compliance with all applicable laws, regulations and certifications it made on the program forms.

Based on the Board's action on June 5, 2017, this project is subject to the Grant Agreement submittal pursuant to School Facility Program Regulation Section 1859.90.4.

The District is responsible for ensuring that the project is compliant with Prevailing Wage Monitoring and/or Labor Compliance Program requirements at the time construction contracts are executed and/or construction commenced.

SCHOOL DISTRICT DATA

Application No: 57/62117-00-046 County: Fresno
 School District: Clovis Unified School Name: Gettysburg Elementary

PROJECT DATA

Type of Project: Elementary School Application Filing Basis: Site Specific
 Pupils Assigned Under 50 Yrs: K-6: 650
 7-8:
 9-12:
 Non-Severe:
 Severe:
 Financial Hardship Requested: No Recommended Acres: 10.2
 Alternative Education School: No Existing Acres: 14

ADJUSTED GRANT DATA

Modernization Grant - Under 50 Yrs	\$ 3,018,600.00
Fire Detection Alarm	98,150.00
Accessibility/Fire Code Req.	90,558.00
Total State Share (60%)	3,207,308.00
District Share (40%)	2,138,205.00
Total Project Cost	<u>\$ 5,345,513.00</u>

PROJECT FINANCING

<u>State Share</u>	
This Project	\$ 3,207,308.00
<u>District Share</u>	
Cash Contribution	2,138,205.00
Financial Hardship	
Total Project Cost	<u>\$ 5,345,513.00</u>

HISTORY OF PROJECT COST AND APPORTIONMENT

	Fund Code	Proposition	Previously Authorized	Authorized This Action	State Apportionment This Action
<u>State Share</u>					
Modernization/Additional Grant	951-570	51	\$ 3,207,308.00	\$ (3,207,308.00)	
Modernization/Additional Grant	051-570	51		3,207,308.00	\$ 3,207,308.00
<u>District Share</u>					
Cash Contribution			2,138,205.00		
Total			<u>\$ 5,345,513.00</u>	<u>\$ 0.00</u>	<u>\$ 3,207,308.00</u>

Funding Source: Proposition 51 Bonds/2016-Nov.

Pursuant to the Board's action on September 25, 2019, the District is required to submit a complete *Fund Release Authorization* (Form SAB 50-05) on or before December 24, 2019, otherwise, the apportionment will be rescinded without further Board action and will receive a new Unfunded Approval date of December 24, 2019.

The Form SAB 50-05 submittal must contain an original signature from a designated District Representative and must be physically received by the Office of Public School Construction at 707 Third Street, West Sacramento, CA 95605 prior to the close of business on December 24, 2019.

The District shall ensure that it is in compliance with all applicable laws, regulations and certifications it made on the program forms.

The District is responsible for ensuring that the project is compliant with Prevailing Wage Monitoring and/or Labor Compliance Program requirements at the time construction contracts are executed and/or construction commenced.

Based on the Board's action on June 5, 2017, this project is subject to the Grant Agreement submittal pursuant to School Facility Program Regulation Section 1859.90.4.

SCHOOL DISTRICT DATA

Application No: 57/68478-00-052 School District: San Francisco Unified	County: San Francisco School Name: Academy Of Arts And Science
---	---

PROJECT DATA

Type of Project:	High School	Application Filing Basis:	Site Specific
Pupils Assigned Under 50 Yrs:			
K-6:			
7-8:			
9-12:	357		
Non-Severe:			
Severe:			
Financial Hardship Requested:	No	Recommended Acres:	20.9
Alternative Education School:	No	Existing Acres:	18.8

ADJUSTED GRANT DATA

Modernization Grant - Under 50 Yrs	\$ 2,295,867.00
Fire Detection Alarm	53,907.00
Accessibility/Fire Code Req.	68,876.00
Total State Share (60%)	2,418,650.00
District Share (40%)	1,612,433.00
Total Project Cost	\$ 4,031,083.00

PROJECT FINANCING

State Share	
This Project	\$ 2,418,650.00
District Share	
Cash Contribution	1,612,433.00
Financial Hardship	
Total Project Cost	\$ 4,031,083.00

HISTORY OF PROJECT COST AND APPORTIONMENT

	Fund Code	Proposition		Previously Authorized	Authorized This Action	State Apportionment This Action
State Share						
Modernization/Additional Grant	951-570	51	\$	2,418,650.00	\$ (2,418,650.00)	
Modernization/Additional Grant	051-570	51			2,418,650.00	\$ 2,418,650.00
District Share						
Cash Contribution				1,612,433.00		
Total			\$	4,031,083.00	\$ 0.00	\$ 2,418,650.00

Funding Source: Proposition 51 Bonds/2016-Nov.

Pursuant to the Board's action on September 25, 2019, the District is required to submit a complete *Fund Release Authorization* (Form SAB 50-05) on or before December 24, 2019; otherwise, the apportionment will be rescinded without further Board action and will receive a new Unfunded Approval date of December 24, 2019.

The Form SAB 50-05 submittal must contain an original signature from a designated District Representative and must be physically received by the Office of Public School Construction at 707 Third Street, West Sacramento, CA 95605 prior to the close of business on December 24, 2019.

The District shall ensure that it is in compliance with all applicable laws, regulations and certifications it made on the program forms.

The District is responsible for ensuring that the project is compliant with Prevailing Wage Monitoring and/or Labor Compliance Program requirements at the time construction contracts are executed and/or construction commenced.

Based on the Board's action on June 5, 2017, this project is subject to the Grant Agreement submittal pursuant to School Facility Program Regulation Section 1859.90.4.

SCHOOL DISTRICT DATA

Application No: 57/68478-00-053 School District: San Francisco Unified	County: San Francisco School Name: Ruth Asawa (Sota)
---	---

PROJECT DATA

Type of Project: High School Pupils Assigned Under 50 Yrs: K-6: 7-8: 9-12: 589 Non-Severe: 24 Severe: 24 Financial Hardship Requested: No Alternative Education School: No	Application Filing Basis: Site Specific Recommended Acres: 28.8 Existing Acres: 18.8
---	---

ADJUSTED GRANT DATA

Modernization Grant - Under 50 Yrs	\$ 4,380,779.00
Fire Detection Alarm	105,571.00
Accessibility/Fire Code Req.	131,423.00
Total State Share (60%)	4,617,773.00
District Share (40%)	3,078,515.00
Total Project Cost	\$ 7,696,288.00

PROJECT FINANCING

State Share	
This Project	\$ 4,617,773.00
District Share	
Cash Contribution	3,078,515.00
Financial Hardship	
Total Project Cost	\$ 7,696,288.00

HISTORY OF PROJECT COST AND APPORTIONMENT

	Fund Code	Proposition		Previously Authorized	Authorized This Action	State Apportionment This Action
State Share						
Modernization/Additional Grant	951-570	51	\$	4,617,773.00	\$ (4,617,773.00)	
Modernization/Additional Grant	051-570	51			4,617,773.00	\$ 4,617,773.00
District Share						
Cash Contribution				3,078,515.00		
Total			\$	7,696,288.00	\$ 0.00	\$ 4,617,773.00

Funding Source: Proposition 51 Bonds/2016-Nov.

Pursuant to the Board's action on September 25, 2019, the District is required to submit a complete *Fund Release Authorization* (Form SAB 50-05) on or before December 24, 2019; otherwise, the apportionment will be rescinded without further Board action and will receive a new Unfunded Approval date of December 24, 2019.

The Form SAB 50-05 submittal must contain an original signature from a designated District Representative and must be physically received by the Office of Public School Construction at 707 Third Street, West Sacramento, CA 95605 prior to the close of business on December 24, 2019.

The District shall ensure that it is in compliance with all applicable laws, regulations and certifications it made on the program forms.

Based on the Board's action on June 5, 2017, this project is subject to the Grant Agreement submittal pursuant to School Facility Program Regulation Section 1859.90.4.

The District is responsible for ensuring that the project is compliant with Prevailing Wage Monitoring and/or Labor Compliance Program requirements at the time construction contracts are executed and/or construction commenced.

SCHOOL DISTRICT DATA

Application No: 50/73650-00-021	County: Orange
School District: Irvine Unified	School Name: Portola High

PROJECT DATA

Type of Project:	High School
K-6:	
7-8:	
9-12:	2349
Non-Severe:	
Severe:	18
Application Filing Basis:	District Wide
Number of Classrooms:	89
Master Acres:	60.9
Existing Acres:	
Proposed Acres:	43.59
Recommended Acres:	55.3
Facility Hardship (a):	No
Financial Hardship Requested:	No
Alternative Education School:	No
Addition to Existing Site:	No

ADJUSTED GRANT DATA

New Construction Grant	\$		39,175,767.00
Fire Detection Alarm			78,615.00
Sprinkler System			605,925.00
Multi-Level Constr.		70Crs.	3,690,585.00
Site Acquisition			73,445,945.00
Service Site			3,366,293.00
Off-Site			1,609.00
Utilities			49,271.00
General Site			2,502,540.00
Total State Share (50%)			122,916,550.00
District Share (50%)			122,916,550.00
Total Project Cost	\$		245,833,100.00

PROJECT FINANCING

<u>State Share</u>	
This Project	\$ 122,916,550.00
<u>District Share</u>	
Cash Contribution	122,916,550.00
Financial Hardship	
Total Project Cost	\$ 245,833,100.00

HISTORY OF PROJECT COST AND APPORTIONMENT

	Fund Code	Proposition	Previously Authorized	Authorized This Action	State Apportionment This Action
<u>State Share</u>					
New Construction/Add. Grant	951-500	51	\$ 122,916,550.00	\$ (122,916,550.00)	
New Construction/Add. Grant	051-500	51		122,916,550.00	\$ 122,916,550.00
<u>District Share</u>					
Cash Contribution			122,916,550.00		
Total			\$ 245,833,100.00	\$ 0.00	\$ 122,916,550.00

Funding Source: Proposition 51 Bonds/2016-Nov.
Pursuant to the Board's action on September 25, 2019, the District is required to submit a complete *Fund Release Authorization* (Form SAB 50-05) on or before December 24, 2019, otherwise, the apportionment will be rescinded without further Board action and will receive a new Unfunded Approval date of December 24, 2019.

The Form SAB 50-05 submittal must contain an original signature from a designated District Representative and must be physically received by the Office of Public School Construction at 707 Third Street, West Sacramento, CA 95605 prior to the close of business on December 24, 2019.

The District shall ensure that it is in compliance with all applicable laws, regulations and certifications it made on the program forms.

Based on the Board's action on June 5, 2017, this project is subject to the Grant Agreement submittal pursuant to School Facility Program Regulation Section 1859.90.4.

The District is responsible for ensuring that the project is compliant with Prevailing Wage Monitoring and/or Labor Compliance Program requirements at the time construction contracts are executed and/or construction commenced.

SCHOOL DISTRICT DATA

Application No: 50/75002-00-002	County: Marin
School District: Ross Valley	School Name: White Hill Middle

PROJECT DATA

Type of Project:	Middle School
K-6:	155
7-8:	
9-12:	
Non-Severe:	15
Severe:	
Application Filing Basis:	District Wide
Number of Classrooms:	9
Master Acres:	14
Existing Acres:	12.7
Proposed Acres:	
Recommended Acres:	14
Facility Hardship (a):	No
Financial Hardship Requested:	No
Alternative Education School:	No
Addition to Existing Site:	Yes

ADJUSTED GRANT DATA

New Construction Grant	\$	2,234,365.00
Project Assistance		7,460.00
Fire Detection Alarm		2,970.00
Prevailing Wage Monitoring		3,664.00
Service Site		570,109.00
Off-Site		8,047.00
Utilities		108,145.00
Total State Share (50%)		2,934,760.00
District Share (50%)		2,934,760.00
Total Project Cost	\$	5,869,520.00

PROJECT FINANCING

<u>State Share</u>		
This Project	\$	2,934,760.00
<u>District Share</u>		
Cash Contribution		2,934,760.00
Financial Hardship		
Total Project Cost	\$	5,869,520.00

HISTORY OF PROJECT COST AND APPORTIONMENT

	Fund Code	Proposition	Previously Authorized	Authorized This Action	State Apportionment This Action
<u>State Share</u>					
New Construction/Add. Grant	951-500	51	\$ 2,934,760.00	\$ (2,934,760.00)	
New Construction/Add. Grant	051-500	51		2,934,760.00	\$ 2,934,760.00
<u>District Share</u>					
Cash Contribution			2,934,760.00		
Total			\$ 5,869,520.00	\$ 0.00	\$ 2,934,760.00

Funding Source: Proposition 51 Bonds/2016-Nov.
 Pursuant to the Board's action on September 25, 2019, the District is required to submit a complete *Fund Release Authorization* (Form SAB 50-05) on or before December 24, 2019; otherwise, the apportionment will be rescinded without further Board action and will receive a new Unfunded Approval date of December 24, 2019.

The Form SAB 50-05 submittal must contain an original signature from a designated District Representative and must be physically received by the Office of Public School Construction at 707 Third Street, West Sacramento, CA 95605 prior to the close of business on December 24, 2019.

The District shall ensure that it is in compliance with all applicable laws, regulations and certifications it made on the program forms.

This project is a Use of Grants under Regulation Section 1859.77.3(b).

The District is responsible for ensuring that the project is compliant with Prevailing Wage Monitoring and/or Labor Compliance Program requirements at the time construction contracts are executed and/or construction commenced.

Based on the Board's action on June 5, 2017, this project is subject to the Grant Agreement submittal pursuant to School Facility Program Regulation Section 1859.90.4.

SCHOOL DISTRICT DATA

Application No: 50/65755-00-009	County: Merced
School District: Los Banos Unified	School Name: New Middle School #1

PROJECT DATA

Type of Project:	Middle School
K-6:	
7-8:	915
9-12:	
Non-Severe:	13
Severe:	
Application Filing Basis:	District Wide
Number of Classrooms:	37
Master Acres:	21.9
Existing Acres:	
Proposed Acres:	15.81
Recommended Acres:	21.9
Facility Hardship (a):	No
Financial Hardship Requested:	No
Alternative Education School:	No
Addition to Existing Site:	No
Core Facilities:	Multi-Purpose/Kitchen, Gymnasium, Library/Media Center, Administration, Toilet

ADJUSTED GRANT DATA

New Construction Grant	\$	12,837,758.00
Fire Detection Alarm		19,999.00
Sprinkler System		241,825.00
Multi-Level Constr.	32Crs.	1,337,576.00
Site Acquisition		790,688.00
Service Site		969,848.00
Off-Site		237,990.00
Utilities		124,119.00
General Site		1,180,105.00
Total State Share (50%)		17,739,908.00
District Share (50%)		17,739,908.00
Total Project Cost	\$	35,479,816.00

PROJECT FINANCING

<u>State Share</u>	
This Project	\$ 17,739,908.00
<u>District Share</u>	
Cash Contribution	17,739,908.00
Financial Hardship	
Total Project Cost	\$ 35,479,816.00

HISTORY OF PROJECT COST AND APPORTIONMENT

	Fund Code	Proposition	Previously Authorized	Authorized This Action	State Apportionment This Action
<u>State Share</u>					
New Construction/Add. Grant	951-500	51	\$ 17,739,908.00	\$ (17,739,908.00)	
New Construction/Add. Grant	051-500	51		17,739,908.00	\$ 17,739,908.00
<u>District Share</u>					
Cash Contribution			17,739,908.00		
Total			\$ 35,479,816.00	\$ 0.00	\$ 17,739,908.00

Funding Source: Proposition 51 Bonds/2016-Nov.

Pursuant to the Board's action on September 25, 2019, the District is required to submit a complete *Fund Release Authorization* (Form SAB 50-05) on or before December 24, 2019, otherwise, the apportionment will be rescinded without further Board action and will receive a new Unfunded Approval date of December 24, 2019.

The Form SAB 50-05 submittal must contain an original signature from a designated District Representative and must be physically received by the Office of Public School Construction at 707 Third Street, West Sacramento, CA 95605 prior to the close of business on December 24, 2019.

The District shall ensure that it is in compliance with all applicable laws, regulations and certifications it made on the program forms.

Based on the Board's action on June 5, 2017, this project is subject to the Grant Agreement submittal pursuant to School Facility Program Regulation Section 1859.90.4.

The District is responsible for ensuring that the project is compliant with Prevailing Wage Monitoring and/or Labor Compliance Program requirements at the time construction contracts are executed and/or construction commenced.

SCHOOL DISTRICT DATA

Application No: 57/64725-00-019	County: Los Angeles
School District: Long Beach Unified	School Name: Jordan High

PROJECT DATA

Type of Project: High School	Application Filing Basis: Site Specific
Pupils Assigned Under 50 Yrs:	Pupils Assigned Over 50 Yrs:
K-6:	K-6:
7-8:	7-8:
9-12: 223	9-12: 479
Non-Severe: 8	Non-Severe: 18
Severe:	Severe:
Financial Hardship Requested: No	Recommended Acres: 70.9
Alternative Education School: No	Existing Acres: 26.89

ADJUSTED GRANT DATA

Modernization Grant - Under 50 Yrs	\$ 1,513,337.00
Modernization Grant - Over 50 Yrs	4,526,443.00
Fire Detection Alarm	113,230.00
Prevailing Wage Monitoring	12,480.00
Urban/Security/Impacted Site	1,350,453.00
Site Development	262,835.00
Accessibility/Fire Code Req.	181,193.00
Two Stop Elevators	372,240.00
Total State Share (60%)	8,332,211.00
District Share (40%)	5,554,807.00
Total Project Cost	\$ 13,887,018.00

PROJECT FINANCING

<u>State Share</u>	
This Project	\$ 8,332,211.00
<u>District Share</u>	
Cash Contribution	5,554,807.00
Financial Hardship	
Total Project Cost	\$ 13,887,018.00

HISTORY OF PROJECT COST AND APPORTIONMENT

	Fund Code	Proposition	Previously Authorized	Authorized This Action	State Apportionment This Action
<u>State Share</u>					
Modernization/Additional Grant	951-570	51	\$ 8,332,211.00	\$ (8,332,211.00)	
Modernization/Additional Grant	051-570	51		8,332,211.00	\$ 8,332,211.00
<u>District Share</u>					
Cash Contribution			5,554,807.00		
Total			\$ 13,887,018.00	\$ 0.00	\$ 8,332,211.00

Funding Source: Proposition 51 Bonds/2016-Nov.

Pursuant to the Board's action on September 25, 2019, the District is required to submit a complete *Fund Release Authorization* (Form SAB 50-05) on or before December 24, 2019, otherwise, the apportionment will be rescinded without further Board action and will receive a new Unfunded Approval date of December 24, 2019.

The Form SAB 50-05 submittal must contain an original signature from a designated District Representative and must be physically received by the Office of Public School Construction at 707 Third Street, West Sacramento, CA 95605 prior to the close of business on December 24, 2019.

The District shall ensure that it is in compliance with all applicable laws, regulations and certifications it made on the program forms.

Based on the Board's action on June 5, 2017, this project is subject to the Grant Agreement submittal pursuant to School Facility Program Regulation Section 1859.90.4.

The District is responsible for ensuring that the project is compliant with Prevailing Wage Monitoring and/or Labor Compliance Program requirements at the time construction contracts are executed and/or construction commenced.

SCHOOL DISTRICT DATA

Application No: 57/66423-00-031 County: Orange
 School District: Anaheim Elementary School Name: Stoddard Elementary

PROJECT DATA

Type of Project:	Elementary School	Application Filing Basis:	Site Specific
Pupils Assigned Under 50 Yrs:	K-6: 225	Pupils Assigned Over 50 Yrs:	K-6: 500
	7-8:		7-8:
	9-12:		9-12:
	Non-Severe:		Non-Severe:
	Severe:		Severe:
Financial Hardship Requested:	No	Recommended Acres:	12.5
Alternative Education School:	No	Existing Acres:	4.4

ADJUSTED GRANT DATA

Modernization Grant - Under 50 Yrs	\$ 1,044,900.00
Modernization Grant - Over 50 Yrs	3,226,000.00
Fire Detection Alarm	109,475.00
Urban/Security/Impacted Site	993,343.00
Accessibility/Fire Code Req.	128,127.00
Two Stop Elevators	124,080.00
Total State Share (60%)	5,625,925.00
District Share (40%)	3,750,617.00
Total Project Cost	<u>\$ 9,376,542.00</u>

PROJECT FINANCING

<u>State Share</u>	
This Project	\$ 5,625,925.00
<u>District Share</u>	
Cash Contribution	3,750,617.00
Financial Hardship	
Total Project Cost	<u>\$ 9,376,542.00</u>

HISTORY OF PROJECT COST AND APPORTIONMENT

	Fund Code	Proposition	Previously Authorized	Authorized This Action	State Apportionment This Action
<u>State Share</u>					
Modernization/Additional Grant	951-570	51	\$ 5,625,925.00	\$ (5,625,925.00)	
Modernization/Additional Grant	051-570	51		5,625,925.00	\$ 5,625,925.00
<u>District Share</u>					
Cash Contribution			3,750,617.00		
Total			<u>\$ 9,376,542.00</u>	<u>\$ 0.00</u>	<u>\$ 5,625,925.00</u>

Funding Source: Proposition 51 Bonds/2016-Nov.

Pursuant to the Board's action on September 25, 2019, the District is required to submit a complete *Fund Release Authorization* (Form SAB 50-05) on or before December 24, 2019, otherwise, the apportionment will be rescinded without further Board action and will receive a new Unfunded Approval date of December 24, 2019.

The Form SAB 50-05 submittal must contain an original signature from a designated District Representative and must be physically received by the Office of Public School Construction at 707 Third Street, West Sacramento, CA 95605 prior to the close of business on December 24, 2019.

The District shall ensure that it is in compliance with all applicable laws, regulations and certifications it made on the program forms.

The District is responsible for ensuring that the project is compliant with Prevailing Wage Monitoring and/or Labor Compliance Program requirements at the time construction contracts are executed and/or construction commenced.

Based on the Board's action on June 5, 2017, this project is subject to the Grant Agreement submittal pursuant to School Facility Program Regulation Section 1859.90.4.

SCHOOL DISTRICT DATA

Application No: 57/68478-00-054 School District: San Francisco Unified	County: San Francisco School Name: McKinley Elementary
---	---

PROJECT DATA

Type of Project: Elementary School Pupils Assigned Under 50 Yrs: K-6: 332 7-8: 9-12: Non-Severe: 21 Severe: 1 Financial Hardship Requested: No Alternative Education School: No	Application Filing Basis: Site Specific Recommended Acres: 7.3 Existing Acres: 1.4
--	---

ADJUSTED GRANT DATA

Modernization Grant - Under 50 Yrs	\$ 1,764,573.00
Fire Detection Alarm	56,385.00
Urban/Security/Impacted Site	504,428.00
Accessibility/Fire Code Req.	52,937.00
Total State Share (60%)	2,378,323.00
District Share (40%)	1,585,549.00
Total Project Cost	\$ 3,963,872.00

PROJECT FINANCING

<u>State Share</u>	
This Project	\$ 2,378,323.00
<u>District Share</u>	
Cash Contribution	1,585,549.00
Financial Hardship	
Total Project Cost	\$ 3,963,872.00

HISTORY OF PROJECT COST AND APPORTIONMENT

	Fund Code	Proposition	Previously Authorized	Authorized This Action	State Apportionment This Action
<u>State Share</u>					
Modernization/Additional Grant	951-570	51	\$ 2,378,323.00	\$ (2,378,323.00)	
Modernization/Additional Grant	051-570	51		2,378,323.00	\$ 2,378,323.00
<u>District Share</u>					
Cash Contribution			1,585,549.00		
Total			\$ 3,963,872.00	\$ 0.00	\$ 2,378,323.00

Funding Source: Proposition 51 Bonds/2016-Nov.

Pursuant to the Board's action on September 25, 2019, the District is required to submit a complete *Fund Release Authorization* (Form SAB 50-05) on or before December 24, 2019; otherwise, the apportionment will be rescinded without further Board action and will receive a new Unfunded Approval date of December 24, 2019.

The Form SAB 50-05 submittal must contain an original signature from a designated District Representative and must be physically received by the Office of Public School Construction at 707 Third Street, West Sacramento, CA 95605 prior to the close of business on December 24, 2019.

The District shall ensure that it is in compliance with all applicable laws, regulations and certifications it made on the program forms.

The District is responsible for ensuring that the project is compliant with Prevailing Wage Monitoring and/or Labor Compliance Program requirements at the time construction contracts are executed and/or construction commenced.

Based on the Board's action on June 5, 2017, this project is subject to the Grant Agreement submittal pursuant to School Facility Program Regulation Section 1859.90.4.

SCHOOL DISTRICT DATA

Application No: 50/73908-00-010	County: Kern
School District: McFarland Unified	School Name: New Elementary School

PROJECT DATA

Type of Project:	Elementary School
K-6:	259
7-8:	
9-12:	
Non-Severe:	
Severe:	
Application Filing Basis:	District Wide
Number of Classrooms:	20
Master Acres:	11.8
Existing Acres:	
Proposed Acres:	14
Recommended Acres:	11.8
Facility Hardship (a):	No
Financial Hardship Requested:	No
Alternative Education School:	No
Addition to Existing Site:	No

ADJUSTED GRANT DATA

New Construction Grant	\$	3,159,023.00
Fire Detection Alarm		3,885.00
Sprinkler System		53,095.00
Site Acquisition		194,104.00
Service Site		869,009.00
Off-Site		518,777.00
Utilities		66,625.00
General Site		419,094.00
Total State Share (50%)		5,283,612.00
District Share (50%)		5,283,612.00
Total Project Cost	\$	10,567,224.00

PROJECT FINANCING

<u>State Share</u>		
This Project	\$	5,283,612.00
<u>District Share</u>		
Cash Contribution		5,283,612.00
Financial Hardship		
Total Project Cost	\$	10,567,224.00

HISTORY OF PROJECT COST AND APPORTIONMENT

	Fund Code	Proposition	Previously Authorized	Authorized This Action	State Apportionment This Action
<u>State Share</u>					
New Construction/Add. Grant	951-500	51	\$ 5283612.00	\$ (5,283,612.00)	
New Construction/Add. Grant	051-500	51		5,283,612.00	\$ 5,283,612.00
<u>District Share</u>					
Cash Contribution			5,283,612.00		
Total			\$ 10,567,224.00	\$ 0.00	\$ 5,283,612.00

Funding Source: Proposition 51 Bonds/2016-Nov.
Pursuant to the Board's action on September 25, 2019, the District is required to submit a complete *Fund Release Authorization* (Form SAB 50-05) on or before December 24, 2019, otherwise, the apportionment will be rescinded without further Board action and will receive a new Unfunded Approval date of December 24, 2019.

The Form SAB 50-05 submittal must contain an original signature from a designated District Representative and must be physically received by the Office of Public School Construction at 707 Third Street, West Sacramento, CA 95605 prior to the close of business on December 24, 2019.

The District shall ensure that it is in compliance with all applicable laws, regulations and certifications it made on the program forms.

Based on the Board's action on June 5, 2017, this project is subject to the Grant Agreement submittal pursuant to School Facility Program Regulation Section 1859.90.4.

The District is responsible for ensuring that the project is compliant with Prevailing Wage Monitoring and/or Labor Compliance Program requirements at the time construction contracts are executed and/or construction commenced.

The District has submitted a *School District Appeal Request* for this project. The District's funding may be adjusted at a later date depending on the outcome of the District's appeal.

SCHOOL DISTRICT DATA

Application No: 57/68544-00-001 School District: Jefferson Elementary	County: San Joaquin School Name: Jefferson Elementary
--	--

PROJECT DATA

Type of Project: Elementary School Pupils Assigned Under 50 Yrs: K-6: 85 7-8: 102 9-12: Non-Severe: Severe: Financial Hardship Requested: No Alternative Education School: No	Application Filing Basis: Site Specific Pupils Assigned Over 50 Yrs: K-6: 94 7-8: 113 9-12: Non-Severe: Severe: Recommended Acres: 8.1 Existing Acres: 12.5
--	--

ADJUSTED GRANT DATA

Modernization Grant - Under 50 Yrs	\$ 895,764.00
Modernization Grant - Over 50 Yrs	1,377,600.00
Project Assistance	3,978.00
Fire Detection Alarm	59,494.00
Prevailing Wage Monitoring	3,869.00
Site Development	174,184.00
Accessibility/Fire Code Req.	68,201.00
Total State Share (60%)	2,583,090.00
District Share (40%)	1,722,060.00
Total Project Cost	<u>\$ 4,305,150.00</u>

PROJECT FINANCING

State Share	
This Project	\$ 2,583,090.00
District Share	
Cash Contribution	1,722,060.00
Financial Hardship	
Total Project Cost	<u>\$ 4,305,150.00</u>

HISTORY OF PROJECT COST AND APPORTIONMENT

	Fund Code	Proposition	Previously Authorized	Authorized This Action	State Apportionment This Action
State Share					
Modernization/Additional Grant	951-570	51	\$ 2,583,090.00	\$ (2,583,090.00)	
Modernization/Additional Grant	051-570	51		2,583,090.00	\$ 2,583,090.00
District Share					
Cash Contribution			1,722,060.00		
Total			<u>\$ 4,305,150.00</u>	<u>\$ 0.00</u>	<u>\$ 2,583,090.00</u>

Funding Source: Proposition 51 Bonds/2016-Nov.

Pursuant to the Board's action on September 25, 2019, the District is required to submit a complete *Fund Release Authorization* (Form SAB 50-05) on or before December 24, 2019, otherwise, the apportionment will be rescinded without further Board action and will receive a new Unfunded Approval date of December 24, 2019.

The Form SAB 50-05 submittal must contain an original signature from a designated District Representative and must be physically received by the Office of Public School Construction at 707 Third Street, West Sacramento, CA 95605 prior to the close of business on December 24, 2019.

The District shall ensure that it is in compliance with all applicable laws, regulations and certifications it made on the program forms.

The District is responsible for ensuring that the project is compliant with Prevailing Wage Monitoring and/or Labor Compliance Program requirements at the time construction contracts are executed and/or construction commenced.

Based on the Board's action on June 5, 2017, this project is subject to the Grant Agreement submittal pursuant to School Facility Program Regulation Section 1859.90.4.

SCHOOL DISTRICT DATA

Application No: 50/67314-00-044	County: Sacramento
School District: Elk Grove Unified	School Name: Dillard Elementary

PROJECT DATA

Type of Project:	Elementary School
K-6:	350
7-8:	
9-12:	
Non-Severe:	
Severe:	
Application Filing Basis:	District Wide
Number of Classrooms:	14
Master Acres:	13.8
Existing Acres:	10.44
Proposed Acres:	
Recommended Acres:	9.6
Facility Hardship (a):	No
Financial Hardship Requested:	No
Alternative Education School:	No
Addition to Existing Site:	Yes

ADJUSTED GRANT DATA

New Construction Grant	\$	4,268,950.00
Fire Detection Alarm		5,250.00
Prevailing Wage Monitoring		7,615.00
Service Site		243,809.00
Off-Site		2,471.00
Utilities		1,571,646.00
Total State Share (50%)		6,099,741.00
District Share (50%)		6,099,741.00
Total Project Cost	\$	12,199,482.00

PROJECT FINANCING

<u>State Share</u>		
This Project	\$	6,099,741.00
<u>District Share</u>		
Cash Contribution		6,099,741.00
Financial Hardship		
Total Project Cost	\$	12,199,482.00

HISTORY OF PROJECT COST AND APPORTIONMENT

	Fund Code	Proposition	Previously Authorized	Authorized This Action	State Apportionment This Action
<u>State Share</u>					
New Construction/Add. Grant	951-500	51	\$ 6,099,741.00	\$ (6,099,741.00)	
New Construction/Add. Grant	051-500	51		6,099,741.00	\$ 6,099,741.00
<u>District Share</u>					
Cash Contribution			6,099,741.00		
Total			\$ 12,199,482.00	\$ 0.00	\$ 6,099,741.00

Funding Source: Proposition 51 Bonds/2016-Nov.

Pursuant to the Board's action on September 25, 2019, the District is required to submit a complete *Fund Release Authorization* (Form SAB 50-05) on or before December 24, 2019, otherwise, the apportionment will be rescinded without further Board action and will receive a new Unfunded Approval date of December 24, 2019.

The Form SAB 50-05 submittal must contain an original signature from a designated District Representative and must be physically received by the Office of Public School Construction at 707 Third Street, West Sacramento, CA 95605 prior to the close of business on December 24, 2019.

The District shall ensure that it is in compliance with all applicable laws, regulations and certifications it made on the program forms.

The District is responsible for ensuring that the project is compliant with Prevailing Wage Monitoring and/or Labor Compliance Program requirements at the time construction contracts are executed and/or construction commenced.

Based on the Board's action on June 5, 2017, this project is subject to the Grant Agreement submittal pursuant to School Facility Program Regulation Section 1859.90.4.

SCHOOL DISTRICT DATA

Application No: 57/67314-00-019 County: Sacramento
 School District: Elk Grove Unified School Name: Dillard Elementary

PROJECT DATA

Type of Project:	Elementary School	Application Filing Basis:	Site Specific
Pupils Assigned Under 50 Yrs:	K-6: 95	Pupils Assigned Over 50 Yrs:	K-6: 111
	7-8:		7-8:
	9-12:		9-12:
	Non-Severe:		Non-Severe:
	Severe:		Severe:
Financial Hardship Requested:	No	Recommended Acres:	9.6
Alternative Education School:	No	Existing Acres:	10.44

ADJUSTED GRANT DATA

Modernization Grant - Under 50 Yrs	\$ 441,180.00
Modernization Grant - Over 50 Yrs	716,172.00
Fire Detection Alarm	31,106.00
Prevailing Wage Monitoring	2,021.00
Accessibility/Fire Code Req.	34,721.00
Two Stop Elevators	124,080.00
Total State Share (60%)	1,349,280.00
District Share (40%)	899,520.00
Total Project Cost	<u>\$ 2,248,800.00</u>

PROJECT FINANCING

<u>State Share</u>	
This Project	\$ 1,349,280.00
<u>District Share</u>	
Cash Contribution	899,520.00
Financial Hardship	
Total Project Cost	<u>\$ 2,248,800.00</u>

HISTORY OF PROJECT COST AND APPORTIONMENT

	Fund Code	Proposition	Previously Authorized	Authorized This Action	State Apportionment This Action
<u>State Share</u>					
Modernization/Additional Grant	951-570	51	\$ 1,349,280.00	\$ (1,349,280.00)	
Modernization/Additional Grant	051-570	51		1,349,280.00	\$ 1,349,280.00
<u>District Share</u>					
Cash Contribution			899,520.00		
Total			<u>\$ 2,248,800.00</u>	<u>\$ 0.00</u>	<u>\$ 1,349,280.00</u>

Funding Source: Proposition 51 Bonds/2016-Nov.

Pursuant to the Board's action on September 25, 2019, the District is required to submit a complete *Fund Release Authorization* (Form SAB 50-05) on or before December 24, 2019, otherwise, the apportionment will be rescinded without further Board action and will receive a new Unfunded Approval date of December 24, 2019.

The Form SAB 50-05 submittal must contain an original signature from a designated District Representative and must be physically received by the Office of Public School Construction at 707 Third Street, West Sacramento, CA 95605 prior to the close of business on December 24, 2019.

The District shall ensure that it is in compliance with all applicable laws, regulations and certifications it made on the program forms.

Based on the Board's action on June 5, 2017, this project is subject to the Grant Agreement submittal pursuant to School Facility Program Regulation Section 1859.90.4.

The District is responsible for ensuring that the project is compliant with Prevailing Wage Monitoring and/or Labor Compliance Program requirements at the time construction contracts are executed and/or construction commenced.

SCHOOL DISTRICT DATA

Application No: 50/69468-04-001
 School District: Fremont Union High
 High School Attendance Area: Fremont Union High – Homestead

County: Santa Clara
 School Name: Homestead High

PROJECT DATA

Type of Project: High School
 K-6:
 7-8:
 9-12: 81
 Non-Severe:
 Severe:
 Application Filing Basis: High School Attendance Area
 Number of Classrooms: 3
 Master Acres:
 Existing Acres: 36
 Proposed Acres:
 Recommended Acres: 60.9
 Facility Hardship (a): No
 Financial Hardship Requested: No
 Alternative Education School: No
 Addition to Existing Site: Yes

ADJUSTED GRANT DATA

New Construction Grant	\$	1,329,615.00
Fire Detection Alarm		2,673.00
Prevailing Wage Monitoring		2,325.00
Service Site		328,872.00
Utilities		39,286.00
Small Size Project		159,554.00
Total State Share (50%)		1,862,325.00
District Share (50%)		1,862,325.00
Total Project Cost	\$	<u>3,724,650.00</u>

PROJECT FINANCING

State Share
 This Project \$ 1,862,325.00
District Share
 Cash Contribution 1,862,325.00
 Financial Hardship
 Total Project Cost \$ 3,724,650.00

HISTORY OF PROJECT COST AND APPORTIONMENT

	Fund Code	Proposition	Previously Authorized	Authorized This Action	State Apportionment This Action
<u>State Share</u>					
New Construction/Add. Grant	951-500	51	\$ 1,862,325.00	\$ (1,862,325.00)	
New Construction/Add. Grant	051-500	51		1,862,325.00	\$ 1,862,325.00
<u>District Share</u>					
Cash Contribution			1,862,325.00		
Total			\$ 3,724,650.00	\$ 0.00	\$ 1,862,325.00

Funding Source: Proposition 51 Bonds/2016-Nov.

Pursuant to the Board's action on September 25, 2019, the District is required to submit a complete *Fund Release Authorization* (Form SAB 50-05) on or before December 24, 2019, otherwise, the apportionment will be rescinded without further Board action and will receive a new Unfunded Approval date of December 24, 2019.

The Form SAB 50-05 submittal must contain an original signature from a designated District Representative and must be physically received by the Office of Public School Construction at 707 Third Street, West Sacramento, CA 95605 prior to the close of business on December 24, 2019.

The District shall ensure that it is in compliance with all applicable laws, regulations and certifications it made on the program forms.

Based on the Board's action on June 5, 2017, this project is subject to the Grant Agreement submittal pursuant to School Facility Program Regulation Section 1859.90.4.

The District is responsible for ensuring that the project is compliant with Prevailing Wage Monitoring and/or Labor Compliance Program requirements at the time construction contracts are executed and/or construction commenced.

SCHOOL DISTRICT DATA

Application No: 57/69468-00-016	County: Santa Clara
School District: Fremont Union High	School Name: Homestead High

PROJECT DATA

Type of Project: High School	Application Filing Basis: Site Specific
Pupils Assigned Over 50 Years:	
K-6:	
7-8:	
9-12: 132	
Non-Severe:	
Severe:	
Financial Hardship Requested: No	Recommended Acres: 60.9
Alternative Education School: No	Existing Acres: 36

ADJUSTED GRANT DATA

Modernization Grant - Over 50 Yrs	\$ 1,179,156.00
Fire Detection Alarm	19,932.00
Prevailing Wage Monitoring	2,204.00
Small Size Project	47,166.00
Urban/Security/Impacted Site	187,624.00
Accessibility/Fire Code Req.	35,375.00
Total State Share (60%)	1,471,457.00
District Share (40%)	980,971.00
Total Project Cost	\$ 2,452,428.00

PROJECT FINANCING

<u>State Share</u>	
This Project	\$ 1,471,457.00
<u>District Share</u>	
Cash Contribution	980,971.00
Financial Hardship	
Total Project Cost	\$ 2,452,428.00

HISTORY OF PROJECT COST AND APPORTIONMENT

	Fund Code	Proposition	Previously Authorized	Authorized This Action	State Apportionment This Action
<u>State Share</u>					
Modernization/Additional Grant	957-570	1D	\$ 1,471,457.00	\$ (1,471,457.00)	
Modernization/Additional Grant	057-570	1D		1,471,457.00	\$ 1,471,457.00
<u>District Share</u>					
Cash Contribution			980,971.00		
Total			\$ 2,452,428.00	\$ 0.00	\$ 1,471,457.00

Funding Source: Proposition 1D Bonds/2006-Nov.

Pursuant to the Board's action on September 25, 2019, the District is required to submit a complete *Fund Release Authorization* (Form SAB 50-05) on or before December 24, 2019, otherwise, the apportionment will be rescinded without further Board action and will receive a new Unfunded Approval date of December 24, 2019.

The Form SAB 50-05 submittal must contain an original signature from a designated District Representative and must be physically received by the Office of Public School Construction at 707 Third Street, West Sacramento, CA 95605 prior to the close of business on December 24, 2019.

The District shall ensure that it is in compliance with all applicable laws, regulations and certifications it made on the program forms.

The District is responsible for ensuring that the project is compliant with Prevailing Wage Monitoring and/or Labor Compliance Program requirements at the time construction contracts are executed and/or construction commenced.

Based on the Board's action on June 5, 2017, this project is subject to the Grant Agreement submittal pursuant to School Facility Program Regulation Section 1859.90.4.

SCHOOL DISTRICT DATA

Application No: 57/62554-00-002 School District: Capay Joint Union Elementary	County: Glenn School Name: Capay Joint Union Elementary
--	--

PROJECT DATA

Type of Project: Elementary School Pupils Assigned Under 50 Yrs: K-6: 21 7-8: 37 9-12: Non-Severe: Severe: Financial Hardship Requested: Yes Alternative Education School: No	Application Filing Basis: Site Specific Pupils Assigned Over 50 Yrs: K-6: 126 7-8: 6 9-12: Non-Severe: Severe: Recommended Acres: 6.6 Existing Acres: 9.2
--	--

ADJUSTED GRANT DATA

Modernization Grant - Under 50 Yrs	\$ 279,268.00
Modernization Grant - Over 50 Yrs	853,896.00
Project Assistance	3,978.00
Fire Detection Alarm	28,690.00
Small Size Project	45,327.00
Accessibility/Fire Code Req.	64,425.00
Total State Share (60%)	1,275,584.00
District Share (40%)	850,389.00
Total Project Cost	\$ 2,125,973.00

PROJECT FINANCING

State Share	
This Project	\$ 1,275,584.00
District Share	
Cash Contribution	35,967.00
Financial Hardship	814,422.00
Total Project Cost	\$ 2,125,973.00

HISTORY OF PROJECT COST AND APPORTIONMENT

	Fund Code	Proposition	Previously Authorized	Authorized This Action	State Apportionment This Action
State Share					
Modernization/Additional Grant	057-570	1D	\$ 132,885.00		
Modernization/Additional Grant	951-570	51	1,142,699.00	\$ (1,142,699.00)	
Modernization/Additional Grant	051-570	51		1,142,699.00	\$ 1,142,699.00
District Share					
Cash Contribution			35,967.00		
Financial Hardship	057-570	1D	87,277.00		
Financial Hardship	951-570	51	727,145.00	(727,145.00)	
Financial Hardship	051-570	51		727,145.00	727,145.00
Total			\$ 2,125,973.00	\$ 0.00	\$ 1,869,844.00

Funding Sources: Proposition 1D Bonds/2006-Nov.; Proposition 51 Bonds/2016-Nov.

Pursuant to the Board's action on September 25, 2019, the District is required to submit a complete *Fund Release Authorization* (Form SAB 50-05) on or before December 24, 2019, otherwise, the apportionment will be rescinded without further Board action and will receive a new Unfunded Approval date of December 24, 2019.

The Form SAB 50-05 submittal must contain an original signature from a designated District Representative and must be physically received by the Office of Public School Construction at 707 Third Street, West Sacramento, CA 95605 prior to the close of business on December 24, 2019.

Amounts shown for financial hardship assistance are subject to adjustment as a result of a review of the District's financial records pursuant to Regulation Section 1859.81(a) at the time of apportionment.

The District shall ensure that it is in compliance with all applicable laws, regulations and certifications it made on the program forms.

Based on the Board's action on June 5, 2017, this project is subject to the Grant Agreement submittal pursuant to School Facility Program Regulation Section 1859.90.4.

The District is responsible for ensuring that the project is compliant with Prevailing Wage Monitoring and/or Labor Compliance Program requirements at the time construction contracts are executed and/or construction commenced.

The District qualifies for financial hardship pursuant to SFP Regulation Section 1859.81(c)(4). The District has demonstrated it is financially unable to provide all or a part of the matching funds and is levying the developer fees or equal alternative revenue source justified by law. The District's total bonding capacity (as of February 6, 2019) is \$5 million or less.

SCHOOL DISTRICT DATA

Application No: 50/67652-00-016	County: San Bernardino
School District: Chaffey Joint Union High	School Name: Rancho Cucamonga High

PROJECT DATA

ADJUSTED GRANT DATA

Type of Project: High School

K-6:

7-8:

9-12: 54

Non-Severe:

Severe:

Application Filing Basis: District Wide

Number of Classrooms: 2

Master Acres: 73.4

Existing Acres: 39

Proposed Acres:

Recommended Acres: 73.4

Facility Hardship (a): No

Financial Hardship Requested: No

Alternative Education School: No

Addition to Existing Site: Yes

New Construction Grant	\$	886,410.00
Fire Detection Alarm		1,782.00
Service Site		810,133.00
Utilities		30,296.00
Small Size Project		106,369.00
Total State Share (50%)		1,834,990.00
District Share (50%)		1,834,990.00
Total Project Cost	\$	3,669,980.00

PROJECT FINANCING

State Share

This Project \$ 1,834,990.00

District Share

Cash Contribution 1,834,990.00

Financial Hardship

Total Project Cost \$ 3,669,980.00

HISTORY OF PROJECT COST AND APPORTIONMENT

	Fund Code	Proposition	Previously Authorized	Authorized This Action	State Apportionment This Action
State Share					
New Construction/Add. Grant	957-500	1D	\$ 1,834,990.00	\$ (1,834,990.00)	
New Construction/Add. Grant	057-500	1D		1,834,990.00	\$ 1,834,990.00
District Share					
Cash Contribution			1,834,990.00		
Total			\$ 3,669,980.00	\$ 0.00	\$ 1,834,990.00

Funding Source: Proposition 1D Bonds/2006-Nov.

Pursuant to the Board's action on September 25, 2019, the District is required to submit a complete *Fund Release Authorization* (Form SAB 50-05) on or before December 24, 2019, otherwise, the apportionment will be rescinded without further Board action and will receive a new Unfunded Approval date of December 24, 2019.

The Form SAB 50-05 submittal must contain an original signature from a designated District Representative and must be physically received by the Office of Public School Construction at 707 Third Street, West Sacramento, CA 95605 prior to the close of business on December 24, 2019.

The District shall ensure that it is in compliance with all applicable laws, regulations and certifications it made on the program forms.

Based on the Board's action on June 5, 2017, this project is subject to the Grant Agreement submittal pursuant to School Facility Program Regulation Section 1859.90.4.

The District is responsible for ensuring that the project is compliant with Prevailing Wage Monitoring and/or Labor Compliance Program requirements at the time construction contracts are executed and/or construction commenced.

SCHOOL DISTRICT DATA

Application No: 50/67652-00-017	County: San Bernardino
School District: Chaffey Joint Union High	School Name: Etiwanda High

PROJECT DATA

Type of Project: High School

K-6:

7-8:

9-12: 54

Non-Severe:

Severe:

Application Filing Basis: District Wide

Number of Classrooms: 2

Master Acres: 70.5

Existing Acres: 49.56

Proposed Acres:

Recommended Acres: 70.5

Facility Hardship (a): No

Financial Hardship Requested: No

Alternative Education School: No

Addition to Existing Site: Yes

ADJUSTED GRANT DATA

New Construction Grant	\$	886,410.00
Fire Detection Alarm		1,782.00
Service Site		1,375,189.00
Utilities		47,023.00
Small Size Project		106,369.00
Total State Share (50%)		2,416,773.00
District Share (50%)		2,416,773.00
Total Project Cost	\$	4,833,546.00

PROJECT FINANCING

State Share

This Project \$ 2,416,773.00

District Share

Cash Contribution 2,416,773.00

Financial Hardship

Total Project Cost \$ 4,833,546.00

HISTORY OF PROJECT COST AND APPORTIONMENT

	Fund Code	Proposition	Previously Authorized	Authorized This Action	State Apportionment This Action
State Share					
New Construction/Add. Grant	951-500	51	\$ 2,416,773.00	\$ (2,416,773.00)	
New Construction/Add. Grant	051-500	51		2,416,773.00	\$ 2,416,773.00
District Share					
Cash Contribution			2,416,773.00		
Total			\$ 4,833,546.00	\$ 0.00	\$ 2,416,773.00

Funding Source: Proposition 51 Bonds/2016-Nov.

Pursuant to the Board's action on September 25, 2019, the District is required to submit a complete *Fund Release Authorization* (Form SAB 50-05) on or before December 24, 2019, otherwise, the apportionment will be rescinded without further Board action and will receive a new Unfunded Approval date of December 24, 2019.

The Form SAB 50-05 submittal must contain an original signature from a designated District Representative and must be physically received by the Office of Public School Construction at 707 Third Street, West Sacramento, CA 95605 prior to the close of business on December 24, 2019.

The District shall ensure that it is in compliance with all applicable laws, regulations and certifications it made on the program forms.

Based on the Board's action on June 5, 2017, this project is subject to the Grant Agreement submittal pursuant to School Facility Program Regulation Section 1859.90.4.

The District is responsible for ensuring that the project is compliant with Prevailing Wage Monitoring and/or Labor Compliance Program requirements at the time construction contracts are executed and/or construction commenced.

SCHOOL DISTRICT DATA

Application No: 57/63321-00-016	County: Kern
School District: Bakersfield City Elementary	School Name: Compton Junior High

PROJECT DATA

Type of Project: Middle School	Application Filing Basis: Site Specific
Pupils Assigned Under 50 Yrs:	Pupils Assigned Over 50 Yrs:
K-6:	K-6: 647
7-8: 92	7-8: 647
9-12: 1	9-12: 14
Non-Severe: 1	Non-Severe: 14
Severe:	Severe: 4
Financial Hardship Requested: No	Recommended Acres: 10.7
Alternative Education School: No	Existing Acres: 9.9

ADJUSTED GRANT DATA

Modernization Grant - Under 50 Yrs	\$ 461,807.00
Modernization Grant - Over 50 Yrs	4,689,916.00
Fire Detection Alarm	117,419.00
Prevailing Wage Monitoring	8,136.00
Accessibility/Fire Code Req.	154,552.00
Total State Share (60%)	5,431,830.00
District Share (40%)	3,621,220.00
Total Project Cost	\$ 9,053,050.00

PROJECT FINANCING

<u>State Share</u>	
This Project	\$ 5,431,830.00
<u>District Share</u>	
Cash Contribution	3,621,220.00
Financial Hardship	
Total Project Cost	\$ 9,053,050.00

HISTORY OF PROJECT COST AND APPORTIONMENT

	Fund Code	Proposition	Previously Authorized	Authorized This Action	State Apportionment This Action
<u>State Share</u>					
Modernization/Additional Grant	951-570	51	\$ 5,431,830.00	\$ (5,431,830.00)	
Modernization/Additional Grant	051-570	51		5,431,830.00	\$ 5,431,830.00
<u>District Share</u>					
Cash Contribution			3,621,220.00		
Total			\$ 9,053,050.00	\$ 0.00	\$ 5,431,830.00

Funding Source: Proposition 51 Bonds/2016-Nov.

Pursuant to the Board's action on September 25, 2019, the District is required to submit a complete *Fund Release Authorization* (Form SAB 50-05) on or before December 24, 2019, otherwise, the apportionment will be rescinded without further Board action and will receive a new Unfunded Approval date of December 24, 2019.

The Form SAB 50-05 submittal must contain an original signature from a designated District Representative and must be physically received by the Office of Public School Construction at 707 Third Street, West Sacramento, CA 95605 prior to the close of business on December 24, 2019.

The District shall ensure that it is in compliance with all applicable laws, regulations and certifications it made on the program forms.

Based on the Board's action on June 5, 2017, this project is subject to the Grant Agreement submittal pursuant to School Facility Program Regulation Section 1859.90.4.

The District is responsible for ensuring that the project is compliant with Prevailing Wage Monitoring and/or Labor Compliance Program requirements at the time construction contracts are executed and/or construction commenced.

SCHOOL DISTRICT DATA

Application No: 50/69120-00-018	County: Santa Barbara
School District: Santa Maria-Bonita	School Name: Jimenez Elementary (Aka Acquistapace)

PROJECT DATA

Type of Project: Elementary School

K-6:	150
7-8:	
9-12:	

Non-Severe:

Severe:

Application Filing Basis: District Wide

Number of Classrooms: 6

Master Acres: 13.5

Existing Acres: 11.2

Proposed Acres:

Recommended Acres:

Facility Hardship (a): No

Financial Hardship Requested: No

Alternative Education School: No

Addition to Existing Site: Yes

ADJUSTED GRANT DATA

New Construction Grant	\$ 1,829,550.00
Fire Detection Alarm	2,250.00
Sprinkler System	30,750.00
Prevailing Wage Monitoring	2,420.00
Small Size Project	73,182.00
Total State Share (50%)	1,938,152.00
District Share (50%)	1,938,152.00
Total Project Cost	\$ 3,876,304.00

PROJECT FINANCING

State Share

This Project	\$ 1,938,152.00
---------------------	------------------------

District Share

Cash Contribution	1,938,152.00
Financial Hardship	
Total Project Cost	\$ 3,876,304.00

HISTORY OF PROJECT COST AND APPORTIONMENT

	Fund Code	Proposition	Previously Authorized	Authorized This Action	State Apportionment This Action
State Share					
New Construction/Add. Grant	951-500	51	\$ 1,938,152.00	\$ (1,938,152.00)	
New Construction/Add. Grant	051-500	51		1,938,152.00	\$ 1,938,152.00
District Share					
Cash Contribution			1,938,152.00		
Total			\$ 3,876,304.00	\$ 0.00	\$ 1,938,152.00

Funding Source: Proposition 51 Bonds/2016-Nov.

Pursuant to the Board's action on September 25, 2019, the District is required to submit a complete *Fund Release Authorization* (Form SAB 50-05) on or before December 24, 2019; otherwise, the apportionment will be rescinded without further Board action and will receive a new Unfunded Approval date of December 24, 2019.

The Form SAB 50-05 submittal must contain an original signature from a designated District Representative and must be physically received by the Office of Public School Construction at 707 Third Street, West Sacramento, CA 95605 prior to the close of business on December 24, 2019.

The District shall ensure that it is in compliance with all applicable laws, regulations and certifications it made on the program forms.

Based on the Board's action on June 5, 2017, this project is subject to the Grant Agreement submittal pursuant to School Facility Program Regulation Section 1859.90.4.

The District is responsible for ensuring that the project is compliant with Prevailing Wage Monitoring and/or Labor Compliance Program requirements at the time construction contracts are executed and/or construction commenced.

SCHOOL DISTRICT DATA

Application No: 50/69120-00-019	County: Santa Barbara
School District: Santa Maria-Bonita	School Name: Tommie Kunst Junior High

PROJECT DATA

Type of Project:	Middle School
K-6:	
7-8:	242
9-12:	
Non-Severe:	
Severe:	
Application Filing Basis:	District Wide
Number of Classrooms:	12
Master Acres:	23.1
Existing Acres:	15.92
Proposed Acres:	
Recommended Acres:	23.1
Facility Hardship (a):	No
Financial Hardship Requested:	No
Alternative Education School:	No
Addition to Existing Site:	Yes

ADJUSTED GRANT DATA

New Construction Grant	\$	3,122,042.00
Fire Detection Alarm		4,840.00
Sprinkler System		58,806.00
Total State Share (50%)		3,185,688.00
District Share (50%)		3,185,688.00
Total Project Cost	\$	6,371,376.00

PROJECT FINANCING

<u>State Share</u>		
This Project	\$	3,185,688.00
<u>District Share</u>		
Cash Contribution		3,185,688.00
Financial Hardship		
Total Project Cost	\$	6,371,376.00

HISTORY OF PROJECT COST AND APPORTIONMENT

	Fund Code	Proposition	Previously Authorized	Authorized This Action	State Apportionment This Action
<u>State Share</u>					
New Construction/Add. Grant	951-500	51	\$ 3,185,688.00	\$ (3,185,688.00)	
New Construction/Add. Grant	051-500	51		3,185,688.00	\$ 3,185,688.00
<u>District Share</u>					
Cash Contribution			3,185,688.00		
Total			\$ 6,371,376.00	\$ 0.00	\$ 3,185,688.00

Funding Source: Proposition 51 Bonds/2016-Nov.

Pursuant to the Board's action on September 25, 2019, the District is required to submit a complete *Fund Release Authorization* (Form SAB 50-05) on or before December 24, 2019; otherwise, the apportionment will be rescinded without further Board action and will receive a new Unfunded Approval date of December 24, 2019.

The Form SAB 50-05 submittal must contain an original signature from a designated District Representative and must be physically received by the Office of Public School Construction at 707 Third Street, West Sacramento, CA 95605 prior to the close of business on December 24, 2019.

The District shall ensure that it is in compliance with all applicable laws, regulations and certifications it made on the program forms.

Based on the Board's action on June 5, 2017, this project is subject to the Grant Agreement submittal pursuant to School Facility Program Regulation Section 1859.90.4.

The District is responsible for ensuring that the project is compliant with Prevailing Wage Monitoring and/or Labor Compliance Program requirements at the time construction contracts are executed and/or construction commenced.

SCHOOL DISTRICT DATA

Application No: 50/73650-00-022	County: Orange
School District: Irvine Unified	School Name: Portola Springs Elementary

PROJECT DATA

Type of Project:	Elementary School
K-6:	550
7-8:	
9-12:	
Non-Severe:	
Severe:	27
Application Filing Basis:	District Wide
Number of Classrooms:	26
Master Acres:	13.7
Existing Acres:	
Proposed Acres:	14.13
Recommended Acres:	10.1
Facility Hardship (a):	No
Financial Hardship Requested:	No
Alternative Education School:	No
Addition to Existing Site:	No

ADJUSTED GRANT DATA

New Construction Grant	\$	7,633,748.00
Fire Detection Alarm		9,897.00
Sprinkler System		130,192.00
Prevailing Wage Monitoring		38,328.00
Site Acquisition		20,345,541.00
Service Site		1,718,921.00
Off-Site		34,528.00
Utilities		65,641.00
General Site		724,246.00
Total State Share (50%)		30,701,042.00
District Share (50%)		30,701,042.00
Total Project Cost	\$	61,402,084.00

PROJECT FINANCING

<u>State Share</u>	
This Project	\$ 30,701,042.00
<u>District Share</u>	
Cash Contribution	30,701,042.00
Financial Hardship	
Total Project Cost	\$ 61,402,084.00

HISTORY OF PROJECT COST AND APPORTIONMENT

	Fund Code	Proposition	Previously Authorized	Authorized This Action	State Apportionment This Action
<u>State Share</u>					
New Construction/Add. Grant	951-500	51	\$ 30,701,042.00	\$ (30,701,042.00)	
New Construction/Add. Grant	051-500	51		30,701,042.00	\$ 30,701,042.00
<u>District Share</u>					
Cash Contribution			30,701,042.00		
Total			\$ 61,402,084.00	\$ 0.00	\$ 30,701,042.00

Funding Source: Proposition 51 Bonds/2016-Nov.

Pursuant to the Board's action on September 25, 2019, the District is required to submit a complete *Fund Release Authorization* (Form SAB 50-05) on or before December 24, 2019, otherwise, the apportionment will be rescinded without further Board action and will receive a new Unfunded Approval date of December 24, 2019.

The Form SAB 50-05 submittal must contain an original signature from a designated District Representative and must be physically received by the Office of Public School Construction at 707 Third Street, West Sacramento, CA 95605 prior to the close of business on December 24, 2019.

The District shall ensure that it is in compliance with all applicable laws, regulations and certifications it made on the program forms.

Based on the Board's action on June 5, 2017, this project is subject to the Grant Agreement submittal pursuant to School Facility Program Regulation Section 1859.90.4.

The District is responsible for ensuring that the project is compliant with Prevailing Wage Monitoring and/or Labor Compliance Program requirements at the time construction contracts are executed and/or construction commenced.

SCHOOL DISTRICT DATA

Application No: 57/68478-00-055	County: San Francisco
School District: San Francisco Unified	School Name: Longfellow Elementary

PROJECT DATA

Type of Project: Elementary School	Application Filing Basis: Site Specific
Pupils Assigned Under 50 Yrs:	Pupils Assigned Over 50 Yrs:
K-6: 136	K-6: 344
7-8:	7-8:
9-12:	9-12:
Non-Severe: 6	Non-Severe: 18
Severe: 1	Severe: 5
Financial Hardship Requested: No	Recommended Acres: 11.1
Alternative Education School: No	Existing Acres: 2.04

ADJUSTED GRANT DATA

Modernization Grant - Under 50 Yrs	\$ 705,804.00
Modernization Grant - Over 50 Yrs	2,569,849.00
Fire Detection Alarm	81,642.00
Urban/Security/Impacted Site	945,118.00
Accessibility/Fire Code Req.	98,270.00
Two Stop Elevators	124,080.00
Additional Elev. Stops	22,335.00
Total State Share (60%)	4,547,098.00
District Share (40%)	3,031,399.00
Total Project Cost	\$ 7,578,497.00

PROJECT FINANCING

<u>State Share</u>	
This Project	\$ 4,547,098.00
<u>District Share</u>	
Cash Contribution	3,031,399.00
Financial Hardship	
Total Project Cost	\$ 7,578,497.00

HISTORY OF PROJECT COST AND APPORTIONMENT

	Fund Code	Proposition	Previously Authorized	Authorized This Action	State Apportionment This Action
<u>State Share</u>					
Modernization/Additional Grant	951-570	51	\$ 4,547,098.00	\$ (4,547,098.00)	
Modernization/Additional Grant	051-570	51		4,547,098.00	\$ 4,547,098.00
<u>District Share</u>					
Cash Contribution			3,031,399.00		
Total			\$ 7,578,497.00	\$ 0.00	\$ 4,547,098.00

Funding Source: Proposition 51 Bonds/2016-Nov.

Pursuant to the Board's action on September 25, 2019, the District is required to submit a complete *Fund Release Authorization* (Form SAB 50-05) on or before December 24, 2019; otherwise, the apportionment will be rescinded without further Board action and will receive a new Unfunded Approval date of December 24, 2019.

The Form SAB 50-05 submittal must contain an original signature from a designated District Representative and must be physically received by the Office of Public School Construction at 707 Third Street, West Sacramento, CA 95605 prior to the close of business on December 24, 2019.

The District shall ensure that it is in compliance with all applicable laws, regulations and certifications it made on the program forms.

The District is responsible for ensuring that the project is compliant with Prevailing Wage Monitoring and/or Labor Compliance Program requirements at the time construction contracts are executed and/or construction commenced.

Based on the Board's action on June 5, 2017, this project is subject to the Grant Agreement submittal pursuant to School Facility Program Regulation Section 1859.90.4.

SCHOOL DISTRICT DATA

Application No: 50/65045-00-010	County: Los Angeles
School District: Sulphur Springs Union Elementary	School Name: Valley View Elementary

PROJECT DATA

Type of Project:	Elementary School
K-6:	320
7-8:	
9-12:	
Non-Severe:	
Severe:	26
Application Filing Basis:	District Wide
Number of Classrooms:	20
Master Acres:	10.2
Existing Acres:	10
Proposed Acres:	
Recommended Acres:	10.2
Facility Hardship (a):	No
Financial Hardship Requested:	No
Alternative Education School:	No
Addition to Existing Site:	Yes

ADJUSTED GRANT DATA

New Construction Grant	\$ 4,794,164.00
Fire Detection Alarm	6,386.00
Service Site	892,249.00
Total State Share (50%)	5,692,799.00
District Share (50%)	5,692,799.00
Total Project Cost	\$ 11,385,598.00

PROJECT FINANCING

<u>State Share</u>	
This Project	\$ 5,692,799.00
<u>District Share</u>	
Cash Contribution	5,692,799.00
Financial Hardship	
Total Project Cost	\$ 11,385,598.00

HISTORY OF PROJECT COST AND APPORTIONMENT

	Fund Code	Proposition	Previously Authorized	Authorized This Action	State Apportionment This Action
<u>State Share</u>					
New Construction/Add. Grant	951-500	51	\$ 5,692,799.00	\$ (5,692,799.00)	
New Construction/Add. Grant	051-500	51		5,692,799.00	\$ 5,692,799.00
<u>District Share</u>					
Cash Contribution			5,692,799.00		
Total			\$ 11,385,598.00	\$ 0.00	\$ 5,692,799.00

Funding Source: Proposition 51 Bonds/2016-Nov.

Pursuant to the Board's action on September 25, 2019, the District is required to submit a complete *Fund Release Authorization* (Form SAB 50-05) on or before December 24, 2019; otherwise, the apportionment will be rescinded without further Board action and will receive a new Unfunded Approval date of December 24, 2019.

The Form SAB 50-05 submittal must contain an original signature from a designated District Representative and must be physically received by the Office of Public School Construction at 707 Third Street, West Sacramento, CA 95605 prior to the close of business on December 24, 2019.

The District shall ensure that it is in compliance with all applicable laws, regulations and certifications it made on the program forms.

Based on the Board's action on June 5, 2017, this project is subject to the Grant Agreement submittal pursuant to School Facility Program Regulation Section 1859.90.4.

The District is responsible for ensuring that the project is compliant with Prevailing Wage Monitoring and/or Labor Compliance Program requirements at the time construction contracts are executed and/or construction commenced.

SCHOOL DISTRICT DATA

Application No: 50/73650-00-023	County: Orange
School District: Irvine Unified	School Name: Beacon Park School

PROJECT DATA

Type of Project:	Elementary School
K-6:	450
7-8:	351
9-12:	
Non-Severe:	
Severe:	9
Application Filing Basis:	District Wide
Number of Classrooms:	32
Master Acres:	20.5
Existing Acres:	
Proposed Acres:	13
Recommended Acres:	16.9
Facility Hardship (a):	No
Financial Hardship Requested:	No
Alternative Education School:	No
Addition to Existing Site:	No

ADJUSTED GRANT DATA

New Construction Grant	\$	10,325,367.00
Fire Detection Alarm		14,319.00
Sprinkler System		183,357.00
Site Acquisition		27,243,680.00
Service Site		889,527.00
Off-Site		118,090.00
Utilities		29,955.00
General Site		889,472.00
Total State Share (50%)		39,693,767.00
District Share (50%)		39,693,767.00
Total Project Cost	\$	79,387,534.00

PROJECT FINANCING

State Share	
This Project	\$ 39,693,767.00
District Share	
Cash Contribution	39,693,767.00
Financial Hardship	
Total Project Cost	\$ 79,387,534.00

HISTORY OF PROJECT COST AND APPORTIONMENT

	Fund Code	Proposition	Previously Authorized	Authorized This Action	State Apportionment This Action
State Share					
New Construction/Add. Grant	951-500	51	\$ 39,693,767.00	\$ (39,693,767.00)	
New Construction/Add. Grant	051-500	51		39,693,767.00	\$ 39,693,767.00
District Share					
Cash Contribution			39,693,767.00		
Total			\$ 79,387,534.00	\$ 0.00	\$ 39,693,767.00

Funding Source: Proposition 51 Bonds/2016-Nov.

Pursuant to the Board's action on September 25, 2019, the District is required to submit a complete *Fund Release Authorization* (Form SAB 50-05) on or before December 24, 2019, otherwise, the apportionment will be rescinded without further Board action and will receive a new Unfunded Approval date of December 24, 2019.

The Form SAB 50-05 submittal must contain an original signature from a designated District Representative and must be physically received by the Office of Public School Construction at 707 Third Street, West Sacramento, CA 95605 prior to the close of business on December 24, 2019.

The District shall ensure that it is in compliance with all applicable laws, regulations and certifications it made on the program forms.

Based on the Board's action on June 5, 2017, this project is subject to the Grant Agreement submittal pursuant to School Facility Program Regulation Section 1859.90.4.

The District is responsible for ensuring that the project is compliant with Prevailing Wage Monitoring and/or Labor Compliance Program requirements at the time construction contracts are executed and/or construction commenced.

SCHOOL DISTRICT DATA

Application No: 50/67652-00-018	County: San Bernardino
School District: Chaffey Joint Union High	School Name: Alta Loma High

PROJECT DATA

Type of Project: High School

K-6:

7-8:

9-12: 54

Non-Severe:

Severe:

Application Filing Basis: District Wide

Number of Classrooms: 2

Master Acres: 63.3

Existing Acres: 43

Proposed Acres:

Recommended Acres: 63.3

Facility Hardship (a): No

Financial Hardship Requested: No

Alternative Education School: No

Addition to Existing Site: Yes

Core Facilities: Multi-Purpose/Kitchen,
Gymnasium,
Library/Media Center,
Administration, Toilet

ADJUSTED GRANT DATA

New Construction Grant	\$	886,410.00
Fire Detection Alarm		1,782.00
Service Site		1,820,757.00
Small Size Project		106,369.00
Total State Share (50%)		2,815,318.00
District Share (50%)		2,815,318.00
Total Project Cost	\$	5,630,636.00

PROJECT FINANCING

State Share

This Project \$ 2,815,318.00

District Share

Cash Contribution 2,815,318.00

Financial Hardship

Total Project Cost \$ 5,630,636.00

HISTORY OF PROJECT COST AND APPORTIONMENT

	Fund Code	Proposition	Previously Authorized	Authorized This Action		State Apportionment This Action
State Share						
New Construction/Add. Grant	951-500	51	\$ 2,815,318.00	\$ (2,815,318.00)		
New Construction/Add. Grant	051-500	51		2,815,318.00	\$	2,815,318.00
District Share						
Cash Contribution			2,815,318.00			
Total			\$ 5,630,636.00	\$ 5,630,636.00	\$	2,815,318.00

Funding Source: Proposition 51 Bonds/2016-Nov.

Pursuant to the Board's action on September 25, 2019, the District is required to submit a complete *Fund Release Authorization* (Form SAB 50-05) on or before December 24, 2019, otherwise, the apportionment will be rescinded without further Board action and will receive a new Unfunded Approval date of December 24, 2019.

The Form SAB 50-05 submittal must contain an original signature from a designated District Representative and must be physically received by the Office of Public School Construction at 707 Third Street, West Sacramento, CA 95605 prior to the close of business on December 24, 2019.

The District shall ensure that it is in compliance with all applicable laws, regulations and certifications it made on the program forms.

The District is responsible for ensuring that the project is compliant with Prevailing Wage Monitoring and/or Labor Compliance Program requirements at the time construction contracts are executed and/or construction commenced.

Based on the Board's action on June 5, 2017, this project is subject to the Grant Agreement submittal pursuant to School Facility Program Regulation Section 1859.90.4.

SCHOOL DISTRICT DATA

Application No: 57/68478-00-056 School District: San Francisco Unified	County: San Francisco School Name: Daniel Webster Elementary
---	---

PROJECT DATA

Type of Project: Elementary School Pupils Assigned Under 50 Yrs: K-6: 364 7-8: 9-12: Non-Severe: Severe: Financial Hardship Requested: No Alternative Education School: No	Application Filing Basis: Site Specific Pupils Assigned Over 50 Yrs: K-6: 74 7-8: 9-12: Non-Severe: Severe: Recommended Acres: 5.7 Existing Acres: 1.26
---	--

ADJUSTED GRANT DATA

Modernization Grant - Under 50 Yrs	\$ 1,690,416.00
Modernization Grant - Over 50 Yrs	477,448.00
Fire Detection Alarm	66,138.00
Urban/Security/Impacted Site	598,779.00
Accessibility/Fire Code Req.	65,036.00
Two Stop Elevators	124,080.00
Total State Share (60%)	3,021,897.00
District Share (40%)	2,014,598.00
Total Project Cost	<u>\$ 5,036,495.00</u>

PROJECT FINANCING

State Share	
This Project	\$ 3,021,897.00
District Share	
Cash Contribution	2,014,598.00
Financial Hardship	
Total Project Cost	<u>\$ 5,036,495.00</u>

HISTORY OF PROJECT COST AND APPORTIONMENT

	Fund Code	Proposition	Previously Authorized	Authorized This Action	State Apportionment This Action
State Share					
Modernization/Additional Grant	957-570	1D	\$ 3,021,897.00	\$ (3,021,897.00)	
Modernization/Additional Grant	057-570	1D		3,021,897.00	\$ 3,021,897.00
District Share					
Cash Contribution			2,014,598.00		
Total			<u>\$ 5,036,495.00</u>	<u>\$ 0.00</u>	<u>\$ 3,021,897.00</u>

Funding Source: Proposition 1D Bonds/2006-Nov.

Pursuant to the Board's action on September 25, 2019, the District is required to submit a complete *Fund Release Authorization* (Form SAB 50-05) on or before December 24, 2019; otherwise, the apportionment will be rescinded without further Board action and will receive a new Unfunded Approval date of December 24, 2019.

The Form SAB 50-05 submittal must contain an original signature from a designated District Representative, depending and must be physically received by the Office of Public School Construction at 707 Third Street, West Sacramento, CA 95605 prior to the close of business on December 24, 2019.

The District shall ensure that it is in compliance with all applicable laws, regulations and certifications it made on the program forms.

The District is responsible for ensuring that the project is compliant with Prevailing Wage Monitoring and/or Labor Compliance Program requirements at the time construction contracts are executed and/or construction commenced.

Based on the Board's action on June 5, 2017, this project is subject to the Grant Agreement submittal pursuant to School Facility Program Regulation Section 1859.90.4.

SCHOOL DISTRICT DATA

Application No: 50/67652-00-019	County: San Bernardino
School District: Chaffey Joint Union High	School Name: Ontario High

PROJECT DATA

Type of Project:	High School
K-6:	
7-8:	
9-12:	54
Non-Severe:	
Severe:	
Application Filing Basis:	District Wide
Number of Classrooms:	2
Master Acres:	63.3
Existing Acres:	34.3
Proposed Acres:	
Recommended Acres:	63.3
Facility Hardship (a):	No
Financial Hardship Requested:	No
Alternative Education School:	No
Addition to Existing Site:	Yes
Core Facilities:	Multi-Purpose/Kitchen, Gymnasium, Library/Media Center, Administration, Toilet

ADJUSTED GRANT DATA

New Construction Grant	\$	886,410.00
Fire Detection Alarm		1,782.00
Service Site		2,140,207.00
Off-Site		6,068.00
Utilities		402,184.00
Small Size Project		106,369.00
Total State Share (50%)		3,543,020.00
District Share (50%)		3,543,020.00
Total Project Cost	\$	7,086,040.00

PROJECT FINANCING

State Share		
This Project	\$	3,543,020.00
District Share		
Cash Contribution		3,543,020.00
Financial Hardship		
Total Project Cost	\$	7,086,040.00

HISTORY OF PROJECT COST AND APPORTIONMENT

	Fund Code	Proposition	Previously Authorized	Authorized This Action	State Apportionment This Action
State Share					
New Construction/Add. Grant	951-500	51	\$ 3,543,020.00	\$ (3,543,020.00)	
New Construction/Add. Grant	051-500	51		3,543,020.00	\$ 3,543,020.00
District Share					
Cash Contribution			3,543,020.00		
Total			\$ 7,086,040.00	\$ 0.00	\$ 3,543,020.00

Funding Source: Proposition 51 Bonds/2016-Nov.

Pursuant to the Board's action on September 25, 2019, the District is required to submit a complete *Fund Release Authorization* (Form SAB 50-05) on or before December 24, 2019, otherwise, the apportionment will be rescinded without further Board action and will receive a new Unfunded Approval date of December 24, 2019.

The Form SAB 50-05 submittal must contain an original signature from a designated District Representative and must be physically received by the Office of Public School Construction at 707 Third Street, West Sacramento, CA 95605 prior to the close of business on December 24, 2019.

The District shall ensure that it is in compliance with all applicable laws, regulations and certifications it made on the program forms.

Based on the Board's action on June 5, 2017, this project is subject to the Grant Agreement submittal pursuant to School Facility Program Regulation Section 1859.90.4.

The District is responsible for ensuring that the project is compliant with Prevailing Wage Monitoring and/or Labor Compliance Program requirements at the time construction contracts are executed and/or construction commenced.

SCHOOL DISTRICT DATA

Application No: 50/68346-00-004	County: San Diego
School District: San Dieguito Union High	School Name: Pacific Trails Middle

PROJECT DATA

Type of Project:	Middle School
K-6:	
7-8:	594
9-12:	
Non-Severe:	
Severe:	
Application Filing Basis:	District Wide
Number of Classrooms:	24
Master Acres:	21.9
Existing Acres:	
Proposed Acres:	15.19
Recommended Acres:	18.4
Facility Hardship (a):	No
Financial Hardship Requested:	No
Alternative Education School:	No
Addition to Existing Site:	No
Core Facilities:	Multi-Purpose/Kitchen, Gymnasium, Library/Media Center, Administration, Toilet

ADJUSTED GRANT DATA

New Construction Grant	\$	7,663,194.00
Fire Detection Alarm		11,880.00
Sprinkler System		144,342.00
Prevailing Wage Monitoring		19,515.00
Site Acquisition		5,487,474.00
Site Other		219,499.00
Service Site		485,827.00
Utilities		829,160.00
General Site		770,732.00
Total State Share (50%)		15,631,623.00
District Share (50%)		15,631,623.00
Total Project Cost	\$	31,263,246.00

PROJECT FINANCING

State Share	
This Project	\$ 15,631,623.00
District Share	
Cash Contribution	15,631,623.00
Financial Hardship	
Total Project Cost	\$ 31,263,246.00

HISTORY OF PROJECT COST AND APPORTIONMENT

	Fund Code	Proposition	Previously Authorized	Authorized This Action		State Apportionment This Action
State Share						
New Construction/Add. Grant	951-500	51	\$ 15,631,623.00	\$ (15,631,623.00)		
New Construction/Add. Grant	051-500	51		15,631,623.00	\$	15,631,623.00
District Share						
Cash Contribution			15,631,623.00			
Total			\$ 31,263,246.00	\$ 0.00	\$	15,631,623.00

Funding Source: Proposition 51 Bonds/2016-Nov.
Pursuant to the Board's action on September 25, 2019, the District is required to submit a complete *Fund Release Authorization* (Form SAB 50-05) on or before December 24, 2019; otherwise, the apportionment will be rescinded without further Board action and will receive a new Unfunded Approval date of December 24, 2019.

The Form SAB 50-05 submittal must contain an original signature from a designated District Representative and must be physically received by the Office of Public School Construction at 707 Third Street, West Sacramento, CA 95605 prior to the close of business on December 24, 2019.

The District shall ensure that it is in compliance with all applicable laws, regulations and certifications it made on the program forms.

Based on the Board's action on June 5, 2017, this project is subject to the Grant Agreement submittal pursuant to School Facility Program Regulation Section 1859.90.4.

The District is responsible for ensuring that the project is compliant with Prevailing Wage Monitoring and/or Labor Compliance Program requirements at the time construction contracts are executed and/or construction commenced.

SCHOOL DISTRICT DATA

Application No: 57/62414-00-014 County: Fresno
 School District: Sanger Unified School Name: Lincoln Elementary

PROJECT DATA

Type of Project: Elementary School Pupils Assigned Under 50 Yrs: <table border="0" style="margin-left: 20px;"> <tr><td>K-6:</td><td>122</td></tr> <tr><td>7-8:</td><td></td></tr> <tr><td>9-12:</td><td></td></tr> <tr><td>Non-Severe:</td><td>12</td></tr> <tr><td>Severe:</td><td></td></tr> </table> Financial Hardship Requested: No Alternative Education School: No	K-6:	122	7-8:		9-12:		Non-Severe:	12	Severe:		Application Filing Basis: Site Specific Pupils Assigned Over 50 Yrs: <table border="0" style="margin-left: 20px;"> <tr><td>K-6:</td><td>34</td></tr> <tr><td>7-8:</td><td></td></tr> <tr><td>9-12:</td><td></td></tr> <tr><td>Non-Severe:</td><td>2</td></tr> <tr><td>Severe:</td><td></td></tr> </table> Recommended Acres: 7.3 Existing Acres: 5.78	K-6:	34	7-8:		9-12:		Non-Severe:	2	Severe:	
K-6:	122																				
7-8:																					
9-12:																					
Non-Severe:	12																				
Severe:																					
K-6:	34																				
7-8:																					
9-12:																					
Non-Severe:	2																				
Severe:																					

ADJUSTED GRANT DATA

Modernization Grant - Under 50 Yrs	\$ 685,404.00
Modernization Grant - Over 50 Yrs	246,872.00
Small Size Project	37,291.00
Accessibility/Fire Code Req.	27,968.00
Total State Share (60%)	997,535.00
District Share (40%)	665,023.00
Total Project Cost	<u>\$ 1,662,558.00</u>

PROJECT FINANCING

<u>State Share</u>	
This Project	\$ 997,535.00
<u>District Share</u>	
Cash Contribution	665,023.00
Financial Hardship	
Total Project Cost	<u>\$ 1,662,558.00</u>

HISTORY OF PROJECT COST AND APPORTIONMENT

	Fund Code	Proposition	Previously Authorized	Authorized This Action	State Apportionment This Action
<u>State Share</u>					
Modernization/Additional Grant	957-570	1D	\$ 997,535.00	\$ (997,535.00)	
Modernization/Additional Grant	057-570	1D		997,535.00	\$ 997,535.00
<u>District Share</u>					
Cash Contribution			665,023.00		
Total			<u>\$ 1,662,558.00</u>	<u>\$ 0.00</u>	<u>\$ 997,535.00</u>

Funding Source: Proposition 1D Bonds/2006-Nov.

Pursuant to the Board's action on September 25, 2019, the District is required to submit a complete *Fund Release Authorization* (Form SAB 50-05) on or before December 24, 2019; otherwise, the apportionment will be rescinded without further Board action and will receive a new Unfunded Approval date of December 24, 2019.

The Form SAB 50-05 submittal must contain an original signature from a designated District Representative and must be physically received by the Office of Public School Construction at 707 Third Street, West Sacramento, CA 95605 prior to the close of business on December 24, 2019.

The District shall ensure that it is in compliance with all applicable laws, regulations and certifications it made on the program forms.

The District is responsible for ensuring that the project is compliant with Prevailing Wage Monitoring and/or Labor Compliance Program requirements at the time construction contracts are executed and/or construction commenced.

Based on the Board's action on June 5, 2017, this project is subject to the Grant Agreement submittal pursuant to School Facility Program Regulation Section 1859.90.4.

SCHOOL DISTRICT DATA

Application No: 57/68478-00-057 School District: San Francisco Unified	County: San Francisco School Name: Paul Revere Elementary
---	--

PROJECT DATA

Type of Project: Elementary School Pupils Assigned Under 50 Yrs: K-6: 195 7-8: 9-12: Non-Severe: 26 Severe: 6 Financial Hardship Requested: No Alternative Education School: No	Application Filing Basis: Site Specific Pupils Assigned Over 50 Yrs: K-6: 183 7-8: 9-12: Non-Severe: 25 Severe: 7 Recommended Acres: 10.1 Existing Acres: 1.8
--	--

ADJUSTED GRANT DATA

Modernization Grant - Under 50 Yrs	\$ 1,251,870.00
Modernization Grant - Over 50 Yrs	1,668,471.00
Fire Detection Alarm	76,651.00
Urban/Security/Impacted Site	848,435.00
Accessibility/Fire Code Req.	<u>87,610.00</u>
Total State Share (60%)	3,933,037.00
District Share (40%)	<u>2,622,025.00</u>
Total Project Cost	\$ <u>6,555,062.00</u>

PROJECT FINANCING

State Share	
This Project	\$ 3,933,037.00
District Share	
Cash Contribution	2,622,025.00
Financial Hardship	
Total Project Cost	\$ <u>6,555,062.00</u>

HISTORY OF PROJECT COST AND APPORTIONMENT

	Fund Code	Proposition	Previously Authorized	Authorized This Action	State Apportionment This Action
State Share					
Modernization/Additional Grant	951-570	51	\$ 3,933,037.00	\$ (3,933,037.00)	
Modernization/Additional Grant	051-570	51		3,933,037.00	\$ 3,933,037.00
District Share					
Cash Contribution			<u>2,622,025.00</u>		
Total			\$ <u>6,555,062.00</u>	\$ <u>0.00</u>	\$ <u>3,933,037.00</u>

Funding Source: Proposition 51 Bonds/2016-Nov.

Pursuant to the Board's action on September 25, 2019, the District is required to submit a complete *Fund Release Authorization* (Form SAB 50-05) on or before December 24, 2019; otherwise, the apportionment will be rescinded without further Board action and will receive a new Unfunded Approval date of December 24, 2019.

The Form SAB 50-05 submittal must contain an original signature from a designated District Representative and must be physically received by the Office of Public School Construction at 707 Third Street, West Sacramento, CA 95605 prior to the close of business on December 24, 2019.

The District shall ensure that it is in compliance with all applicable laws, regulations and certifications it made on the program forms.

The District is responsible for ensuring that the project is compliant with Prevailing Wage Monitoring and/or Labor Compliance Program requirements at the time construction contracts are executed and/or construction commenced.

Based on the Board's action on June 5, 2017, this project is subject to the Grant Agreement submittal pursuant to School Facility Program Regulation Section 1859.90.4.

SCHOOL DISTRICT DATA

Application No: 57/67173-00-009 County: Riverside
 School District: Palm Springs Unified School Name: Wenzlaff (Edward L.) Elementary

PROJECT DATA

Type of Project: Elementary School Application Filing Basis: Site Specific
 Pupils Assigned Under 50 Yrs: K-6: 750
 7-8:
 9-12:
 Non-Severe: 13
 Severe:
 Financial Hardship Requested: No Recommended Acres: 10.94
 Alternative Education School: No Existing Acres: 9.48

ADJUSTED GRANT DATA

Modernization Grant - Under 50 Yrs	\$ 3,611,739.00
Fire Detection Alarm	116,864.00
Prevailing Wage Monitoring	6,043.00
Geographic Index Factor 5 %	191,848.00
Accessibility/Fire Code Req.	<u>108,352.00</u>
Total State Share (60%)	4,034,846.00
District Share (40%)	<u>2,689,897.00</u>
Total Project Cost	<u>\$ 6,724,743.00</u>

PROJECT FINANCING

<u>State Share</u>	
This Project	\$ 4,034,846.00
<u>District Share</u>	
Cash Contribution	2,689,897.00
Financial Hardship	
Total Project Cost	<u>\$ 6,724,743.00</u>

HISTORY OF PROJECT COST AND APPORTIONMENT

	Fund Code	Proposition	Previously Authorized	Authorized This Action	State Apportionment This Action
<u>State Share</u>					
Modernization/Additional Grant	951-570	51	\$ 4,034,846.00	\$ (4,034,846.00)	
Modernization/Additional Grant	051-570	51		4,034,846.00	\$ 4,034,846.00
<u>District Share</u>					
Cash Contribution			2,689,897.00		
Total			<u>\$ 6,724,743.00</u>	<u>\$ 0.00</u>	<u>\$ 4,034,846.00</u>

Funding Source: Proposition 51 Bonds/2016-Nov.

Pursuant to the Board's action on September 25, 2019, the District is required to submit a complete *Fund Release Authorization* (Form SAB 50-05) on or before December 24, 2019, otherwise, the apportionment will be rescinded without further Board action and will receive a new Unfunded Approval date of December 24, 2019.

The Form SAB 50-05 submittal must contain an original signature from a designated District Representative and must be physically received by the Office of Public School Construction at 707 Third Street, West Sacramento, CA 95605 prior to the close of business on December 24, 2019.

The District shall ensure that it is in compliance with all applicable laws, regulations and certifications it made on the program forms.

Based on the Board's action on June 5, 2017, this project is subject to the Grant Agreement submittal pursuant to School Facility Program Regulation Section 1859.90.4.

The District is responsible for ensuring that the project is compliant with Prevailing Wage Monitoring and/or Labor Compliance Program requirements at the time construction contracts are executed and/or construction commenced.

SCHOOL DISTRICT DATA

Application No: 57/62117-00-047 County: Fresno
 School District: Clovis Unified School Name: Weldon Elementary

PROJECT DATA

Type of Project: Elementary School Application Filing Basis: Site Specific
 Pupils Assigned Under 50 Yrs: K-6: 625
 7-8:
 9-12:
 Non-Severe:
 Severe:
 Financial Hardship Requested: No Recommended Acres: 10.2
 Alternative Education School: No Existing Acres: 8.82

ADJUSTED GRANT DATA

Modernization Grant - Under 50 Yrs	\$ 2,902,500.00
Fire Detection Alarm	94,375.00
Accessibility/Fire Code Req.	87,075.00
Total State Share (60%)	3,083,950.00
District Share (40%)	2,055,967.00
Total Project Cost	\$ 5,139,917.00

PROJECT FINANCING

<u>State Share</u>	
This Project	\$ 3,083,950.00
<u>District Share</u>	
Cash Contribution	2,055,967.00
Financial Hardship	
Total Project Cost	\$ 5,139,917.00

HISTORY OF PROJECT COST AND APPORTIONMENT

	Fund Code	Proposition	Previously Authorized	Authorized This Action	State Apportionment This Action
<u>State Share</u>					
Modernization/Additional Grant	951-570	51	\$ 3,083,950.00	\$ (3,083,950.00)	
Modernization/Additional Grant	051-570	51		3,083,950.00	\$ 3,083,950.00
<u>District Share</u>					
Cash Contribution			2,055,967.00		
Total			\$ 5,139,917.00	\$ 0.00	\$ 3,083,950.00

Funding Source: Proposition 51 Bonds/2016-Nov.

Pursuant to the Board's action on September 25, 2019, the District is required to submit a complete *Fund Release Authorization* (Form SAB 50-05) on or before December 24, 2019, otherwise, the apportionment will be rescinded without further Board action and will receive a new Unfunded Approval date of December 24, 2019.

The Form SAB 50-05 submittal must contain an original signature from a designated District Representative and must be physically received by the Office of Public School Construction at 707 Third Street, West Sacramento, CA 95605 prior to the close of business on December 24, 2019.

The District shall ensure that it is in compliance with all applicable laws, regulations and certifications it made on the program forms.

Based on the Board's action on June 5, 2017, this project is subject to the Grant Agreement submittal pursuant to School Facility Program Regulation Section 1859.90.4.

The School District is responsible for ensuring the project is compliant with all Prevailing Wage Monitoring and/or Labor Compliance Program requirements at the time construction contracts were executed and/or construction commenced.

SCHOOL DISTRICT DATA

Application No: 57/75531-00-011 County: Tulare
 School District: Dinuba Unified School Name: Roosevelt Elementary

PROJECT DATA

Type of Project: Elementary School Application Filing Basis: Site Specific
 Pupils Assigned Under 50 Yrs: K-6: 120
 7-8:
 9-12:
 Non-Severe:
 Severe:
 Financial Hardship Requested: Yes

GRANT DATA

<u>Estimated Total Grant</u>	<u>Separate Design Grant</u>
Modernization Grant \$ 557,280.00	Total Design (25% of Grant) \$ 139,320.00
	Total Design \$ 139,320.00
Total State Share (60%) 557,280.00	Design State Share (60%) 83,592.00
Total District Share (40%) 371,520.00	Design District Share (40%) 55,728.00
Total Estimated Grant \$ <u>928,800.00</u>	District Cash Contribution 38,549.00
	Financial Hardship \$ 17,179.00

DESIGN PROJECT FINANCING

State Share
 Modernization Design \$ 83,592.00

District Share
 Cash Contribution 38,549.00
 Financial Hardship 17,179.00
 Total Design Cost \$ 139,320.00

HISTORY OF PROJECT COST AND APPORTIONMENT

	Fund Code		Previously Authorized	Authorized This Action	State Apportionment This Action
<u>State Share</u>					
Modernization Design Grant	951-570	51	\$ 83,592.00	\$ (83,592.00)	
Modernization Design Grant	051-570	51		83,592.00	\$ 83,592.00
<u>District Share</u>					
Cash Contribution			38,549.00		
Financial Hardship	951-570	51	17,179.00	(17,179.00)	
Financial Hardship	051-570	51		17,179.00	17,179.00
Total			\$ 139,320.00	\$ 0.00	\$ 100,771.00

Funding Source: Proposition 51 Bonds/2016-Nov.
 Pursuant to the Board's action on September 25, 2019, the District is required to submit a complete *Fund Release Authorization* (Form SAB 50-05) on or before December 24, 2019, otherwise, the apportionment will be rescinded without further Board action and will receive a new Unfunded Approval date of December 24, 2019.

The Form SAB 50-05 submittal must contain an original signature from a designated District Representative and must be physically received by the Office of Public School Construction at 707 Third Street, West Sacramento, CA 95605 prior to the close of business on December 24, 2019.

Amounts shown for financial hardship assistance are subject to adjustment as a result of a review of the district's financial records pursuant to Regulation Section 1859.81(a) at the time of apportionment.

The District shall ensure that it is in compliance with all applicable laws, regulations and certifications it made on the program forms.

The District qualifies for financial hardship pursuant to SFP Regulation Section 1859.81(c)(1). The District has demonstrated it is financially unable to provide all or a part of the matching funds and is levying the developer fees or equal alternative revenue source justified by law. The District's outstanding bonded indebtedness (as of April 4, 2019) is at least 60 percent of its total bonding capacity.

Based on the Board's action on June 5, 2017, this project is subject to the Grant Agreement submittal pursuant to School Facility Program Regulation Section 1859.90.4.

The District is responsible for ensuring that the project is compliant with Prevailing Wage Monitoring and/or Labor Compliance Program requirements at the time construction contracts are executed and/or construction commenced.

SCHOOL DISTRICT DATA

Application No: 57/63073-00-002 County: Imperial
 School District: Brawley Elementary School Name: Hidalgo/Witter Elementary

PROJECT DATA

Type of Project: Elementary School Application Filing Basis: Site Specific
 Pupils Assigned Under 50 Yrs: K-6: 101
 7-8:
 9-12:
 Non-Severe:
 Severe:
 Financial Hardship Requested: No Recommended Acres: 12.9
 Alternative Education School: No Existing Acres: 5.89

ADJUSTED GRANT DATA

Modernization Grant - Under 50 Yrs	\$ 469,044.00
Prevailing Wage Monitoring	704.00
Total State Share (60%)	469,748.00
District Share (40%)	313,165.00
Total Project Cost	\$ 782,913.00

PROJECT FINANCING

<u>State Share</u>	
This Project	\$ 469,748.00
<u>District Share</u>	
Cash Contribution	313,165.00
Financial Hardship	
Total Project Cost	\$ 782,913.00

HISTORY OF PROJECT COST AND APPORTIONMENT

	Fund Code	Proposition	Previously Authorized	Authorized This Action	State Apportionment This Action
<u>State Share</u>					
Modernization/Additional Grant	955-570	55	\$ 469,748.00	\$ (469,748.00)	
Modernization/Additional Grant	055-570	55		469,748.00	\$ 469,748.00
<u>District Share</u>					
Cash Contribution			313,165.00		
Total			\$ 782,913.00	\$ 0.00	\$ 469,748.00

Funding Source: Proposition 55 Bonds/2004-Mar.

Pursuant to the Board's action on September 25, 2019, the District is required to submit a complete *Fund Release Authorization* (Form SAB 50-05) on or before December 24, 2019, otherwise, the apportionment will be rescinded without further Board action and will receive a new Unfunded Approval date of December 24, 2019.

The Form SAB 50-05 submittal must contain an original signature from a designated District Representative and must be physically received by the Office of Public School Construction at 707 Third Street, West Sacramento, CA 95605 prior to the close of business on December 24, 2019.

The District shall ensure that it is in compliance with all applicable laws, regulations and certifications it made on the program forms.

Based on the Board's action on June 5, 2017, this project is subject to the Grant Agreement submittal pursuant to School Facility Program Regulation Section 1859.90.4.

The District is responsible for ensuring that the project is compliant with Prevailing Wage Monitoring and/or Labor Compliance Program requirements at the time construction contracts are executed and/or construction commenced.

SCHOOL DISTRICT DATA

Application No	54/64733-00-102	County	Los Angeles
School District	Los Angeles Unified	Charter School	Libertas College Preparatory Charter
		School Name	Libertas College Preparatory Charter

PROJECT DATA

Type of Project:	Middle School	
Pupils Assigned	K-6:	200
	7-8:	160
	9-12:	
	Non-Severe:	
	Severe:	
Non-Toilet sq. ft.:		
Toilet sq. ft.:		

PRELIMINARY GRANT DATA

Charter School Base Grant	\$	4,294,640.00
Site Development		190,372.00
Site Acquisition		8,514,988.00
Subtotal		<u>13,000,000.00</u>
Total State Project Share (50%)		13,000,000.00
CSFA Lease-Payment Amount		13,000,000.00
Charter School Cash Contribution		0.00
Total Project Cost	\$	<u>26,000,000.00</u>

Application Filing Basis:	Charter
Number of Classrooms:	15
Master Plan Acres:	
Existing Acres:	
Proposed Acres:	3.00
Recommended Acres:	10.00

PROJECT FINANCING

<u>State Share</u>	
This Project	\$ 13,000,000.00
<u>Charter School Share</u>	
CSFA Lease Amount	13,000,000.00
Cash Contribution	
Total Project Cost	\$ <u>26,000,000.00</u>

HISTORY OF PROJECT COST AND APPORTIONMENT

	Fund Code	Proposition	Previously Authorized	Authorized This Action	State Apportionment This Action
<u>State Share</u>					
Charter School Grant	957-540	1D	\$ 12,551,498.80	\$ (7,441,670.00)	
Charter School Share	057-540	1D	448,501.20	7,441,670.00	\$ 7,441,670.00
CSFA Lease Amount	957-540	1D	12,551,498.80	(7,441,670.00)	
CSFA Lease Amount	057-540	1D	448,501.20	7,441,670.00	7,441,670.00
Cash Contribution					
Total Project Cost			\$ <u>26,000,000.00</u>	\$ <u>0.00</u>	\$ <u>14,883,340.00</u>

Funding Source: Proposition 1D Bonds/2006-Nov.

Pursuant to the Board's action on September 25, 2019, the Applicant is required to submit a complete Fund Release Authorization (Form SAB 50-05) on or before March 23, 2020; otherwise, the apportionment will be rescinded without further Board action and will receive a new Unfunded Approval date of March 23, 2020.

The Form SAB 50-05 submittal must contain an original signature from a designated District or Charter School Representative, depending on the Applicant, and must be physically received by the Office of Public School Construction at 707 Third Street, West Sacramento, CA 95605 prior to the close of business on March 23, 2020.

The Applicant is responsible for ensuring the project is compliant with all Prevailing Wage Monitoring and/or Labor Compliance Program requirements at the time construction contracts were executed and/or construction commenced.

The Applicant shall ensure that it is in compliance with all applicable laws, regulations and certifications it made on the program forms.

Based on the Board's action on June 5, 2017, this project is subject to the Grant Agreement submittal pursuant to School Facility Program Regulation Section 1859.90.4.

The Applicant is receiving \$14,883,340 for advance site acquisition costs. The Applicant previously received \$897,002.40 for advance design costs.

The Inflation Factor and Urban/Security/Impacted Site, General Site and Multilevel Construction grants were removed and the Site Development grant was reduced from \$210,000 to \$190,372 as requested by the Applicant for purposes of financial soundness.

SCHOOL DISTRICT DATA

Application No: 57/71993-00-006 County: Tulare
 School District: Lindsay Unified School Name: Lincoln Elementary

PROJECT DATA

Type of Project: Elementary School Application Filing Basis: Site Specific
 Pupils Assigned Under 50 Yrs: K-6: 250
 7-8: 86
 9-12:
 Non-Severe:
 Severe:
 Financial Hardship Requested: Yes Recommended Acres: 12.2
 Alternative Education School: No Existing Acres: 10.1

ADJUSTED GRANT DATA

Modernization Grant - Under 50 Yrs	\$ 1,583,432.00
Accessibility/Fire Code Req.	47,503.00
Total State Share (60%)	1,630,935.00
District Share (40%)	1,087,290.00
Total Project Cost	\$ 2,718,225.00

PROJECT FINANCING

State Share

This Project	\$ 1,630,935.00
<u>District Share</u>	
Cash Contribution	296.00
Financial Hardship	1,086,994.00
Total Project Cost	\$ 2,718,225.00

HISTORY OF PROJECT COST AND APPORTIONMENT

	Fund Code	Proposition	Previously Authorized	Authorized This Action	State Apportionment This Action
<u>State Share</u>					
Modernization/Additional Grant	951-570	51	\$ 1,630,935.00	\$ (1,630,935.00)	
Modernization/Additional Grant	051-570	51		1,630,935.00	\$ 1,630,935.00
<u>District Share</u>					
Cash Contribution			296.00		
Financial Hardship	951-570	51	1,086,994.00	(1,086,994.00)	
Financial Hardship	051-570	51		1,086,994.00	1,086,994.00
Total			\$ 2,718,225.00	\$ 0.00	\$ 2,717,929.00

Funding Source: Proposition 51 Bonds/2016-Nov.

Pursuant to the Board's action on September 25, 2019, the District is required to submit a complete *Fund Release Authorization* (Form SAB 50-05) on or before December 24, 2019, otherwise, the apportionment will be rescinded without further Board action and will receive a new Unfunded Approval date of December 24, 2019.

The Form SAB 50-05 submittal must contain an original signature from a designated District Representative and must be physically received by the Office of Public School Construction at 707 Third Street, West Sacramento, CA 95605 prior to the close of business on December 24, 2019.

Amounts shown for financial hardship assistance are subject to adjustment as a result of a review of the District's financial records pursuant to Regulation Section 1859.81(a) at the time of apportionment.

The District shall ensure that it is in compliance with all applicable laws, regulations and certifications it made on the program forms.

Based on the Board's action on June 5, 2017, this project is subject to the Grant Agreement submittal pursuant to School Facility Program Regulation Section 1859.90.4.

The District is responsible for ensuring that the project is compliant with Prevailing Wage Monitoring and/or Labor Compliance Program requirements at the time construction contracts are executed and/or construction commenced.

The District qualifies for financial hardship pursuant to SFP Regulation Section 1859.81(c)(1). The District has demonstrated it is financially unable to provide all or a part of the matching funds and is levying the developer fees or equal alternative revenue source justified by law. The District's outstanding bonded indebtedness (as of April 4, 2019) is at least 60 percent of its total bonding capacity.

SCHOOL DISTRICT DATA

Application No: 57/71993-00-007 County: Tulare
 School District: Lindsay Unified School Name: Jefferson Elementary

PROJECT DATA

Type of Project: Elementary School Pupils Assigned Under 50 Yrs: K-6: 261 7-8: 9-12: Non-Severe: Severe:	Application Filing Basis: Site Specific Pupils Assigned Over 50 Yrs: K-6: 39 7-8: 9-12: Non-Severe: Severe:
Financial Hardship Requested: No Alternative Education School: No	Recommended Acres: 14 Existing Acres: 8

ADJUSTED GRANT DATA

Modernization Grant - Under 50 Yrs	\$ 1,212,084.00
Modernization Grant - Over 50 Yrs	251,628.00
Fire Detection Alarm	45,300.00
Urban/Security/Impacted Site	233,692.00
Accessibility/Fire Code Req.	43,911.00
Total State Share (60%)	1,786,615.00
District Share (40%)	1,191,077.00
Total Project Cost	\$ 2,977,692.00

PROJECT FINANCING

<u>State Share</u>	
This Project	\$ 1,786,615.00
<u>District Share</u>	
Cash Contribution	1,191,077.00
Financial Hardship	
Total Project Cost	\$ 2,977,692.00

HISTORY OF PROJECT COST AND APPORTIONMENT

	Fund Code	Proposition	Previously Authorized	Authorized This Action	State Apportionment This Action
<u>State Share</u>					
Modernization/Additional Grant	951-570	51	\$ 1,786,615.00	\$ (1,786,615.00)	
Modernization/Additional Grant	051-570	51		1,786,615.00	\$ 1,786,615.00
<u>District Share</u>					
Cash Contribution			1,191,077.00		
Total			\$ 2,977,692.00	\$ 0.00	\$ 1,786,615.00

Funding Source: Proposition 51 Bonds/2016-Nov.

Pursuant to the Board's action on September 25, 2019, the District is required to submit a complete *Fund Release Authorization* (Form SAB 50-05) on or before December 24, 2019, otherwise, the apportionment will be rescinded without further Board action and will receive a new Unfunded Approval date of December 24, 2019.

The Form SAB 50-05 submittal must contain an original signature from a designated District Representative and must be physically received by the Office of Public School Construction at 707 Third Street, West Sacramento, CA 95605 prior to the close of business on December 24, 2019.

The District shall ensure that it is in compliance with all applicable laws, regulations and certifications it made on the program forms.

Based on the Board's action on June 5, 2017, this project is subject to the Grant Agreement submittal pursuant to School Facility Program Regulation Section 1859.90.4.

The District is responsible for ensuring that the project is compliant with Prevailing Wage Monitoring and/or Labor Compliance Program requirements at the time construction contracts are executed and/or construction commenced.

SCHOOL DISTRICT DATA

Application No: 57/71993-00-008 County: Tulare
 School District: Lindsay Unified School Name: Washington Elementary

PROJECT DATA

Type of Project:	Elementary School	Application Filing Basis:	Site Specific
Pupils Assigned Under 50 Yrs:	K-6: 243	Pupils Assigned Over 50 Yrs:	K-6: 57
	7-8:		7-8:
	9-12:		9-12:
	Non-Severe:		Non-Severe:
	Severe:		Severe:
Financial Hardship Requested:	Yes	Recommended Acres:	14.3
Alternative Education School:	No	Existing Acres:	13.75

ADJUSTED GRANT DATA

Modernization Grant - Under 50 Yrs	\$ 1,128,492.00
Modernization Grant - Over 50 Yrs	367,764.00
Accessibility/Fire Code Req.	44,888.00
Total State Share (60%)	1,541,144.00
District Share (40%)	1,027,429.00
Total Project Cost	\$ 2,568,573.00

PROJECT FINANCING

<u>State Share</u>	
This Project	\$ 1,541,144.00
<u>District Share</u>	
Cash Contribution	
Financial Hardship	1,027,429.00
Total Project Cost	\$ 2,568,573.00

HISTORY OF PROJECT COST AND APPORTIONMENT

	Fund Code	Proposition	Previously Authorized	Authorized This Action	State Apportionment This Action
<u>State Share</u>					
Modernization/Additional Grant	951-570	51	\$ 1,541,144.00	\$ (1,541,144.00)	
Modernization/Additional Grant	051-570	51		1,541,144.00	\$ 1,541,144.00
<u>District Share</u>					
<u>Cash Contribution</u>					
Financial Hardship	951-570	51	1,027,429.00	(1,027,429.00)	
Financial Hardship	051-570	51		1,027,429.00	1,027,429.00
Total			\$ 2,568,573.00	\$ 0.00	\$ 2,568,573.00

Funding Source: Proposition 51 Bonds/2016-Nov.

Pursuant to the Board's action on September 25, 2019, the District is required to submit a complete *Fund Release Authorization* (Form SAB 50-05) on or before December 24, 2019, otherwise, the apportionment will be rescinded without further Board action and will receive a new Unfunded Approval date of December 24, 2019.

The Form SAB 50-05 submittal must contain an original signature from a designated District Representative and must be physically received by the Office of Public School Construction at 707 Third Street, West Sacramento, CA 95605 prior to the close of business on December 24, 2019.

The District shall ensure that it is in compliance with all applicable laws, regulations and certifications it made on the program forms.

Based on the Board's action on June 5, 2017, this project is subject to the Grant Agreement submittal pursuant to School Facility Program Regulation Section 1859.90.4.

The District is responsible for ensuring that the project is compliant with Prevailing Wage Monitoring and/or Labor Compliance Program requirements at the time construction contracts are executed and/or construction commenced.

The District qualifies for financial hardship pursuant to SFP Regulation Section 1859.81(c)(1). The District has demonstrated it is financially unable to provide all or a part of the matching funds and is levying the developer fees or equal alternative revenue source justified by law. The District's outstanding bonded indebtedness (as of April 4, 2019) is at least 60 percent of its total bonding capacity.

SCHOOL DISTRICT DATA

Application No: 57/68650-00-003 County: San Joaquin
 School District: Ripon Unified School Name: Weston Elementary

PROJECT DATA

Type of Project: Elementary School Application Filing Basis: Site Specific
 Pupils Assigned Under 50 Yrs: K-6: 101
 7-8:
 9-12:
 Non-Severe:
 Severe:
 Financial Hardship Requested: No Recommended Acres: 10.1
 Alternative Education School: No Existing Acres: 9.55

ADJUSTED GRANT DATA

Modernization Grant - Under 50 Yrs	\$ 469,044.00
Fire Detection Alarm	15,251.00
Small Size Project	18,762.00
Accessibility/Fire Code Req.	14,071.00
Total State Share (60%)	517,128.00
District Share (40%)	344,752.00
Total Project Cost	\$ 861,880.00

PROJECT FINANCING

<u>State Share</u>	
This Project	\$ 517,128.00
<u>District Share</u>	
Cash Contribution	344,752.00
Financial Hardship	
Total Project Cost	\$ 861,880.00

HISTORY OF PROJECT COST AND APPORTIONMENT

	Fund Code	Proposition	Previously Authorized	Authorized This Action	State Apportionment This Action
<u>State Share</u>					
Modernization/Additional Grant	951-570	51	\$ 517,128.00	\$ (517,128.00)	
Modernization/Additional Grant	051-570	51		517,128.00	\$ 517,128.00
<u>District Share</u>					
Cash Contribution			344,752.00		
Total			\$ 861,880.00	\$ 0.00	\$ 517,128.00

Funding Source: Proposition 51 Bonds/2016-Nov.

Pursuant to the Board's action on September 25, 2019, the District is required to submit a complete *Fund Release Authorization* (Form SAB 50-05) on or before December 24, 2019; otherwise, the apportionment will be rescinded without further Board action and will receive a new Unfunded Approval date of December 24, 2019.

The Form SAB 50-05 submittal must contain an original signature from a designated District Representative and must be physically received by the Office of Public School Construction at 707 Third Street, West Sacramento, CA 95605 prior to the close of business on December 24, 2019.

The District shall ensure that it is in compliance with all applicable laws, regulations and certifications it made on the program forms.

Based on the Board's action on June 5, 2017, this project is subject to the Grant Agreement submittal pursuant to School Facility Program Regulation Section 1859.90.4.

The District is responsible for ensuring that the project is compliant with Prevailing Wage Monitoring and/or Labor Compliance Program requirements at the time construction contracts are executed and/or construction commenced.

SCHOOL DISTRICT DATA

Application No: 50/73650-00-024	County: Orange
School District: Irvine Unified	School Name: Northwood High

PROJECT DATA

Type of Project: High School

K-6:

7-8:

9-12: 27

Non-Severe:

Severe:

Application Filing Basis: District Wide

Number of Classrooms: 1

Master Acres: 55.2

Existing Acres: 40

Proposed Acres:

Recommended Acres: 52.6

Facility Hardship (a): No

Financial Hardship Requested: No

Alternative Education School: No

Addition to Existing Site: Yes

ADJUSTED GRANT DATA

New Construction Grant	\$	443,205.00
Fire Detection Alarm		891.00
Small Size Project		53,185.00
Total State Share (50%)		497,281.00
District Share (50%)		497,281.00
Total Project Cost	\$	994,562.00

PROJECT FINANCING

State Share

This Project \$ 497,281.00

District Share

Cash Contribution 497,281.00

Financial Hardship

Total Project Cost \$ 994,562.00

HISTORY OF PROJECT COST AND APPORTIONMENT

	Fund Code	Proposition	Previously Authorized	Authorized This Action		State Apportionment This Action
<u>State Share</u>						
New Construction/Add. Grant	951-500	51	\$ 497,281.00	\$ (497,281.00)		
New Construction/Add. Grant	051-500	51		497,281.00	\$	497,281.00
<u>District Share</u>						
Cash Contribution			497,281.00			
Total			\$ 994,562.00	\$ 0.00	\$	497,281.00

Funding Source: Proposition 51 Bonds/2016-Nov.

Pursuant to the Board's action on September 25, 2019, the District is required to submit a complete *Fund Release Authorization* (Form SAB 50-05) on or before December 24, 2019, otherwise, the apportionment will be rescinded without further Board action and will receive a new Unfunded Approval date of December 24, 2019.

The Form SAB 50-05 submittal must contain an original signature from a designated District Representative and must be physically received by the Office of Public School Construction at 707 Third Street, West Sacramento, CA 95605 prior to the close of business on December 24, 2019.

The District shall ensure that it is in compliance with all applicable laws, regulations and certifications it made on the program forms.

Based on the Board's action on June 5, 2017, this project is subject to the Grant Agreement submittal pursuant to School Facility Program Regulation Section 1859.90.4.

The District is responsible for ensuring that the project is compliant with all Prevailing Wage Monitoring and/or Labor Compliance Program requirements at the time construction contracts were executed and/or construction commenced.

SCHOOL DISTRICT DATA

Application No: 50/73650-00-025	County: Orange
School District: Irvine Unified	School Name: Creekside High

PROJECT DATA

Type of Project:	High School
K-6:	
7-8:	
9-12:	27
Non-Severe:	
Severe:	
Application Filing Basis:	District Wide
Number of Classrooms:	1
Master Acres:	18.4
Existing Acres:	18.58
Proposed Acres:	
Recommended Acres:	9.1
Facility Hardship (a):	No
Financial Hardship Requested:	No
Alternative Education School:	No
Addition to Existing Site:	Yes

ADJUSTED GRANT DATA

New Construction Grant	\$	443,205.00
Fire Detection Alarm		891.00
Sprinkler System		6,831.00
Service Site		37,114.00
Off-Site		4,727.00
Small Size Project		53,185.00
Total State Share (50%)		545,953.00
District Share (50%)		545,953.00
Total Project Cost	\$	<u>1,091,906.00</u>

PROJECT FINANCING

<u>State Share</u>		
This Project	\$	545,953.00
<u>District Share</u>		
Cash Contribution		545,953.00
Financial Hardship		
Total Project Cost	\$	<u>1,091,906.00</u>

HISTORY OF PROJECT COST AND APPORTIONMENT

	Fund Code	Proposition	Previously Authorized	Authorized This Action		State Apportionment This Action
<u>State Share</u>						
New Construction/Add. Grant	951-500	51	\$ 545,953.00	\$ (545,953.00)		
New Construction/Add. Grant	051-500	51		545,953.00	\$	545,953.00
<u>District Share</u>						
Cash Contribution			545,953.00			
Total			\$ 1,091,906.00	\$ 0.00	\$	<u>545,953.00</u>

Funding Source: Proposition 51 Bonds/2016-Nov.

Pursuant to the Board's action on September 25, 2019, the District is required to submit a complete *Fund Release Authorization* (Form SAB 50-05) on or before December 24, 2019, otherwise, the apportionment will be rescinded without further Board action and will receive a new Unfunded Approval date of December 24, 2019.

The Form SAB 50-05 submittal must contain an original signature from a designated District Representative and must be physically received by the Office of Public School Construction at 707 Third Street, West Sacramento, CA 95605 prior to the close of business on December 24, 2019.

The District shall ensure that it is in compliance with all applicable laws, regulations and certifications it made on the program forms.

Based on the Board's action on June 5, 2017, this project is subject to the Grant Agreement submittal pursuant to School Facility Program Regulation Section 1859.90.4.

The District is responsible for ensuring that the project is compliant with Prevailing Wage Monitoring and/or Labor Compliance Program requirements at the time construction contracts are executed and/or construction commenced.

SCHOOL DISTRICT DATA

Application No: 57/64444-00-011	County: Los Angeles
School District: Culver City Unified	School Name: Farragut Elementary

PROJECT DATA

Type of Project:	Elementary School	Application Filing Basis:	Site Specific
Pupils Assigned Over 50 Years:	K-6: 101		
	7-8:		
	9-12:		
	Non-Severe:		
	Severe:		
Financial Hardship Requested:	No	Recommended Acres:	9.6
Alternative Education School:	No	Existing Acres:	6.6

ADJUSTED GRANT DATA

Modernization Grant - Over 50 Yrs	\$ 651,652.00
Fire Detection Alarm	15,251.00
Prevailing Wage Monitoring	1,069.00
Small Size Project	26,066.00
Accessibility/Fire Code Req.	19,550.00
Total State Share (60%)	713,588.00
District Share (40%)	475,725.00
Total Project Cost	\$ 1,189,313.00

PROJECT FINANCING

<u>State Share</u>	
This Project	\$ 713,588.00
<u>District Share</u>	
Cash Contribution	475,725.00
Financial Hardship	
Total Project Cost	\$ 1,189,313.00

HISTORY OF PROJECT COST AND APPORTIONMENT

	Fund Code	Proposition	Previously Authorized	Authorized This Action		State Apportionment This Action
<u>State Share</u>						
Modernization/Additional Grant	951-570	51	\$ 713,588.00	\$ (713,588.00)		
Modernization/Additional Grant	051-570	51		713,588.00	\$	713,588.00
<u>District Share</u>						
Cash Contribution			475,725.00			
Total			\$ 1,189,313.00	\$ 0.00	\$	713,588.00

Funding Source: Proposition 51 Bonds/2016-Nov.

Pursuant to the Board's action on September 25, 2019, the District is required to submit a complete *Fund Release Authorization* (Form SAB 50-05) on or before December 24, 2019, otherwise, the apportionment will be rescinded without further Board action and will receive a new Unfunded Approval date of December 24, 2019.

The Form SAB 50-05 submittal must contain an original signature from a designated District Representative and must be physically received by the Office of Public School Construction at 707 Third Street, West Sacramento, CA 95605 prior to the close of business on December 24, 2019.

The District shall ensure that it is in compliance with all applicable laws, regulations and certifications it made on the program forms.

The District is responsible for ensuring that the project is compliant with Prevailing Wage Monitoring and/or Labor Compliance Program requirements at the time construction contracts are executed and/or construction commenced.

Based on the Board's action on June 5, 2017, this project is subject to the Grant Agreement submittal pursuant to School Facility Program Regulation Section 1859.90.4.

SCHOOL DISTRICT DATA

Application No: 50/69062-01-006
School District: Sequoia Union High
High School Attendance Area: Carlmont, Menlo, Sequoia, Redwood

County: San Mateo
School Name: Menlo-Atherton High

PROJECT DATA

Type of Project: High School
K-6:
7-8:
9-12: 135
Non-Severe:
Severe:
Application Filing Basis: High School Attendance Area
Number of Classrooms: 5
Master Acres: 55.2
Existing Acres: 42
Proposed Acres:
Recommended Acres: 55.2
Facility Hardship (a): No
Financial Hardship Requested: No
Alternative Education School: No
Addition to Existing Site: Yes

ADJUSTED GRANT DATA

New Construction Grant	\$	2,216,025.00
Fire Detection Alarm		4,455.00
Service Site		41,562.00
Small Size Project		88,641.00
Total State Share (50%)		2,350,683.00
District Share (50%)		2,350,683.00
Total Project Cost	\$	4,701,366.00

PROJECT FINANCING

State Share
This Project \$ 2,350,683.00
District Share
Cash Contribution 2,350,683.00
Financial Hardship
Total Project Cost \$ 4,701,366.00

HISTORY OF PROJECT COST AND APPORTIONMENT

	Fund Code	Proposition	Previously Authorized	Authorized This Action	State Apportionment This Action
State Share					
New Construction/Add. Grant	951-500	51	\$ 2,350,683.00	\$ (2,350,683.00)	
New Construction/Add. Grant	051-500	51		2,350,683.00	\$ 2,350,683.00
District Share					
Cash Contribution			2,350,683.00		
Total			<u>\$ 4,701,366.00</u>	<u>\$ 0.00</u>	<u>\$ 2,350,683.00</u>

Funding Source: Proposition 51 Bonds/2016-Nov.

Pursuant to the Board's action on September 25, 2019, the District is required to submit a complete *Fund Release Authorization* (Form SAB 50-05) on or before December 24, 2019; otherwise, the apportionment will be rescinded without further Board action and will receive a new Unfunded Approval date of December 24, 2019.

The Form SAB 50-05 submittal must contain an original signature from a designated District Representative and must be physically received by the Office of Public School Construction at 707 Third Street, West Sacramento, CA 95605 prior to the close of business on December 24, 2019.

The District shall ensure that it is in compliance with all applicable laws, regulations and certifications it made on the program forms.

Based on the Board's action on June 5, 2017, this project is subject to the Grant Agreement submittal pursuant to School Facility Program Regulation Section 1859.90.4.

The District is responsible for ensuring that the project is compliant with Prevailing Wage Monitoring and/or Labor Compliance Program requirements at the time construction contracts are executed and/or construction commenced.

SCHOOL DISTRICT DATA

Application No: 50/65961-00-009	County: Monterey
School District: Alisal Union	School Name: Bardin Elementary

PROJECT DATA

Type of Project: Elementary School

K-6: 50

7-8:

9-12:

Non-Severe:

Severe:

Application Filing Basis: District Wide

Number of Classrooms: 2

Master Acres: 14.7

Existing Acres: 9.5

Proposed Acres: 2

Recommended Acres: 11.2

Facility Hardship (a): No

Financial Hardship Requested: Yes

Alternative Education School: No

Addition to Existing Site: Yes

ADJUSTED GRANT DATA

New Construction Grant	\$ 609,850.00
Fire Detection Alarm	750.00
Site Acquisition	328,587.00
Service Site	85,876.00
Off-Site	14,029.00
Utilities	9,376.00
General Site	19,853.00
Small Size Project	73,182.00
Total State Share (50%)	1,141,503.00
District Share (50%)	1,141,503.00
Total Project Cost	\$ 2,283,006.00

PROJECT FINANCING

State Share

This Project \$ 1,141,503.00

District Share

Cash Contribution 728,113.00

Financial Hardship 413,390.00

Total Project Cost \$ 2,283,006.00

HISTORY OF PROJECT COST AND APPORTIONMENT

	Fund Code	Proposition	Previously Authorized	Authorized This Action	State Apportionment This Action
<u>State Share</u>					
New Construction/Add. Grant	055-500	55	\$ 325,000.00		
New Construction/Add. Grant	057-500	1D	88,390.00		
New Construction/Add. Grant	951-500	51	728,113.00	\$ (728,113.00)	
New Construction/Add. Grant	051-500	51		728,113.00	\$ 728,113.00
<u>District Share</u>					
Cash Contribution			728,113.00		
Financial Hardship	055-500	55	325,000.00		
Financial Hardship	057-500	1D	88,390.00		
Total			\$ 2,283,006.00	\$ 0.00	\$ 728,113.00

Funding Sources: Proposition 55 Bonds/2004-Mar.; Proposition 1D Bonds/2006-Nov.; Proposition 51 Bonds/2016-Nov.

Pursuant to the Board's action on September 25, 2019, the District is required to submit a complete *Fund Release Authorization* (Form SAB 50-05) on or before December 24, 2019, otherwise, the apportionment will be rescinded without further Board action and will receive a new Unfunded Approval date of December 24, 2019.

The Form SAB 50-05 submittal must contain an original signature from a designated District Representative and must be physically received by the Office of Public School Construction at 707 Third Street, West Sacramento, CA 95605 prior to the close of business on December 24, 2019.

The District shall ensure that it is in compliance with all applicable laws, regulations and certifications it made on the program forms.

Financial Hardship - This project had a previous design apportionment. However, the District has sufficient funds to cover its share of the adjusted grant approvals for its projects requesting financial hardship.

The District is responsible for ensuring the project is compliant with Prevailing Wage Monitoring and/or Labor Compliance Program requirements at the time construction contracts were executed and/or construction commenced.

Based on the Board's action on June 5, 2017, this project is subject to the Grant Agreement submittal pursuant to School Facility Program Regulation Section 1859.90.4.

SCHOOL DISTRICT DATA

Application No: 50/67173-00-004	County: Riverside
School District: Palm Springs Unified	School Name: Cielo Vista Elementary

PROJECT DATA

Type of Project: Elementary School

K-6:

7-8: 64

9-12:

Non-Severe:

Severe:

Application Filing Basis: District Wide

Number of Classrooms: 6

Master Acres: 13.1

Existing Acres: 9

Proposed Acres:

Recommended Acres: 13.7

Facility Hardship (a): No

Financial Hardship Requested: No

Alternative Education School: No

Addition to Existing Site: Yes

ADJUSTED GRANT DATA

New Construction Grant	\$	825,664.00
Fire Detection Alarm		1,280.00
Geographic Index Factor	5 %	42,999.00
Small Size Project		33,027.00
Total State Share (50%)		902,970.00
District Share (50%)		902,970.00
Total Project Cost	\$	1,805,940.00

PROJECT FINANCING

State Share

This Project \$ 902,970.00

District Share

Cash Contribution 902,970.00

Financial Hardship

Total Project Cost \$ 1,805,940.00

HISTORY OF PROJECT COST AND APPORTIONMENT

	Fund Code	Proposition	Previously Authorized	Authorized This Action		State Apportionment This Action
State Share						
New Construction/Add. Grant	951-500	51	\$ 902,970.00	\$ (902,970.00)		
New Construction/Add. Grant	051-500	51		902,970.00	\$	902,970.00
District Share						
Cash Contribution			902,970.00			
Total			\$ 1,805,940.00	\$ 0.00	\$	902,970.00

Funding Source: Proposition 51 Bonds/2016-Nov.

Pursuant to the Board's action on September 25, 2019, the District is required to submit a complete *Fund Release Authorization* (Form SAB 50-05) on or before December 24, 2019, otherwise, the apportionment will be rescinded without further Board action and will receive a new Unfunded Approval date of December 24, 2019.

The Form SAB 50-05 submittal must contain an original signature from a designated District Representative and must be physically received by the Office of Public School Construction at 707 Third Street, West Sacramento, CA 95605 prior to the close of business on December 24, 2019.

The District shall ensure that it is in compliance with all applicable laws, regulations and certifications it made on the program forms.

Based on the Board's action on June 5, 2017, this project is subject to the Grant Agreement submittal pursuant to School Facility Program Regulation Section 1859.90.4.

The District is responsible for ensuring that the project is compliant with Prevailing Wage Monitoring and/or Labor Compliance Program requirements at the time construction contracts are executed and/or construction commenced.

SCHOOL DISTRICT DATA

Application No: 50/72546-00-001	County: Ventura
School District: Oxnard Union High	School Name: Rancho Campana High

PROJECT DATA

Type of Project:	High School
K-6:	
7-8:	
9-12:	702
Non-Severe:	
Severe:	
Application Filing Basis:	District Wide
Number of Classrooms:	26
Master Acres:	31
Existing Acres:	
Proposed Acres:	26.86
Recommended Acres:	27.1
Facility Hardship (a):	No
Financial Hardship Requested:	No
Alternative Education School:	No
Addition to Existing Site:	No

ADJUSTED GRANT DATA

New Construction Grant	\$	11,523,330.00
Fire Detection Alarm		23,166.00
Sprinkler System		177,606.00
Service Site		2,535,782.00
Off-Site		807,300.00
Utilities		64,369.00
General Site		972,905.00
Prevailing Wage Monitoring		21,337.00
Site Acquisition		965,504.00
Total State Share (50%)		17,091,299.00
District Share (50%)		17,091,299.00
Total Project Cost	\$	<u>34,182,598.00</u>

PROJECT FINANCING

State Share	
This Project	\$ 17,091,299.00
District Share	
Cash Contribution	17,091,299.00
Financial Hardship	
Total Project Cost	\$ <u>34,182,598.00</u>

HISTORY OF PROJECT COST AND APPORTIONMENT

	Fund Code	Proposition	Previously Authorized	Authorized This Action	State Apportionment This Action
State Share					
New Construction/Add. Grant	951-500	51	\$ 13,679,589.00	\$ (13,679,589.00)	
New Construction/Add. Grant	051-500	51		17,091,299.00	\$ 17,091,299.00
District Share					
Cash Contribution			13,679,589.00	3,411,710.00	
Total			\$ <u>27,359,178.00</u>	\$ <u>6,823,420.00</u>	\$ <u>17,091,299.00</u>

Funding Source: Proposition 51 Bonds/2016-Nov.

Pursuant to the Board's action on September 25, 2019, the Applicant is required to submit a complete Fund Release Authorization (Form SAB 50-05) on or before December 24, 2019; otherwise, the apportionment will be rescinded without further Board action and will receive a new Unfunded Approval date of December 24, 2019.

The Form SAB 50-05 submittal must contain an original signature from a designated District Representative, and must be physically received by the Office of Public School Construction at 707 Third Street, West Sacramento, CA 95605 prior to the close of business on December 24, 2019.

The District shall ensure that it is in compliance with all applicable laws, regulations and certifications it made on the program forms.

Based on the Board's action on June 5, 2017, this project is subject to the Grant Agreement submittal pursuant to School Facility Program Regulation Section 1859.90.4.

The District is responsible for ensuring that the project is compliant with Prevailing Wage Monitoring and/or Labor Compliance Program requirements at the time construction contracts are executed and/or construction commenced.

This item adjusts the total project cost to include \$3,520,688 in site development costs that were not provided as part of the original May 22, 2019 funding item.

SCHOOL DISTRICT DATA

Application No: 50/73650-00-026	County: Orange
School District: Irvine Unified	School Name: Jeffrey Trail Middle

PROJECT DATA

Type of Project:	Middle School
K-6:	
7-8:	78
9-12:	
Non-Severe:	
Severe:	
Application Filing Basis:	District Wide
Number of Classrooms:	6
Master Acres:	23.1
Existing Acres:	20
Proposed Acres:	
Recommended Acres:	23.1
Facility Hardship (a):	No
Financial Hardship Requested:	No
Alternative Education School:	No
Addition to Existing Site:	Yes

ADJUSTED GRANT DATA

New Construction Grant	\$	1,006,278.00
Fire Detection Alarm		1,560.00
Sprinkler System		18,954.00
Service Site		51,117.00
Utilities		149,746.00
Small Size Project		40,251.00
Total State Share (50%)		1,267,906.00
District Share (50%)		1,267,906.00
Total Project Cost	\$	2,535,812.00

PROJECT FINANCING

<u>State Share</u>		
This Project	\$	1,267,906.00
<u>District Share</u>		
Cash Contribution		1,267,906.00
Financial Hardship		
Total Project Cost	\$	2,535,812.00

HISTORY OF PROJECT COST AND APPORTIONMENT

	Fund Code	Proposition	Previously Authorized	Authorized This Action	State Apportionment This Action
<u>State Share</u>					
New Construction/Add. Grant	951-500	51	\$ 1,267,906.00	\$ (1,267,906.00)	
New Construction/Add. Grant	051-500	51		1,267,906.00	\$ 1,267,906.00
<u>District Share</u>					
Cash Contribution			1,267,906.00		
Total			\$ 2,535,812.00	\$ 0.00	\$ 1,267,906.00

Funding Source: Proposition 51 Bonds/2016-Nov.
 Pursuant to the Board's action on September 25, 2019, the District is required to submit a complete *Fund Release Authorization* (Form SAB 50-05) on or before December 24, 2019, otherwise, the apportionment will be rescinded without further Board action and will receive a new Unfunded Approval date of December 24, 2019.

The Form SAB 50-05 submittal must contain an original signature from a designated District Representative and must be physically received by the Office of Public School Construction at 707 Third Street, West Sacramento, CA 95605 prior to the close of business on December 24, 2019.

The District shall ensure that it is in compliance with all applicable laws, regulations and certifications it made on the program forms.

Based on the Board's action on June 5, 2017, this project is subject to the Grant Agreement submittal pursuant to School Facility Program Regulation Section 1859.90.4.

The District is responsible for ensuring that the project is compliant with all Prevailing Wage Monitoring and/or Labor Compliance Program requirements at the time construction contracts were executed and/or construction commenced.

SCHOOL DISTRICT DATA

Application No: 50/73650-00-027	County: Orange
School District: Irvine Unified	School Name: Cypress Village Elementary

PROJECT DATA

Type of Project:	Elementary School
K-6:	79
7-8:	
9-12:	
Non-Severe:	
Severe:	
Application Filing Basis:	District Wide
Number of Classrooms:	4
Master Acres:	14.7
Existing Acres:	10.21
Proposed Acres:	
Recommended Acres:	13.1
Facility Hardship (a):	No
Financial Hardship Requested:	No
Alternative Education School:	No
Addition to Existing Site:	Yes

ADJUSTED GRANT DATA

New Construction Grant	\$	963,563.00
Fire Detection Alarm		1,185.00
Sprinkler System		16,195.00
Prevailing Wage Monitoring		1,424.00
Service Site		42,517.00
Small Size Project		115,628.00
Total State Share (50%)		1,140,512.00
District Share (50%)		1,140,512.00
Total Project Cost	\$	2,281,024.00

PROJECT FINANCING

<u>State Share</u>		
This Project	\$	1,140,512.00
<u>District Share</u>		
Cash Contribution		1,140,512.00
Financial Hardship		
Total Project Cost	\$	2,281,024.00

HISTORY OF PROJECT COST AND APPORTIONMENT

	Fund Code	Proposition	Previously Authorized	Authorized This Action		State Apportionment This Action
<u>State Share</u>						
New Construction/Add. Grant	951-500	51	\$ 1,140,512.00	\$ (1,140,512.00)		
New Construction/Add. Grant	051-500	51		1,140,512.00	\$	1,140,512.00
<u>District Share</u>						
Cash Contribution			1,140,512.00			
Total			\$ 2,281,024.00	\$ 0.00	\$	1,140,512.00

Funding Source: Proposition 51 Bonds/2016-Nov.
Pursuant to the Board's action on September 25, 2019, the District is required to submit a complete *Fund Release Authorization* (Form SAB 50-05) on or before December 24, 2019, otherwise, the apportionment will be rescinded without further Board action and will receive a new Unfunded Approval date of December 24, 2019.

The Form SAB 50-05 submittal must contain an original signature from a designated District Representative and must be physically received by the Office of Public School Construction at 707 Third Street, West Sacramento, CA 95605 prior to the close of business on December 24, 2019.

The District shall ensure that it is in compliance with all applicable laws, regulations and certifications it made on the program forms.

Based on the Board's action on June 5, 2017, this project is subject to the Grant Agreement submittal pursuant to School Facility Program Regulation Section 1859.90.4.

The District is responsible for ensuring that the project is compliant with Prevailing Wage Monitoring and/or Labor Compliance Program requirements at the time construction contracts are executed and/or construction commenced.

SCHOOL DISTRICT DATA

Application No: 57/76505-00-041 County: Sacramento
 School District: Twin Rivers Unified School Name: Del Paso Heights Elementary

PROJECT DATA

Type of Project: Elementary School Application Filing Basis: Site Specific
 Pupils Assigned Under 50 Yrs: K-6: 50
 7-8:
 9-12:
 Non-Severe:
 Severe:
 Financial Hardship Requested: No Recommended Acres: 9.5
 Alternative Education School: No Existing Acres: 4.56

ADJUSTED GRANT DATA

Modernization Grant - Under 50 Yrs	\$ 232,200.00
Fire Detection Alarm	7,550.00
Small Size Project	27,864.00
Urban/Security/Impacted Site	49,402.00
Accessibility/Fire Code Req.	6,966.00
Total State Share (60%)	323,982.00
District Share (40%)	215,988.00
Total Project Cost	\$ 539,970.00

PROJECT FINANCING

State Share	
This Project	\$ 323,982.00
District Share	
Cash Contribution	215,988.00
Financial Hardship	
Total Project Cost	\$ 539,970.00

HISTORY OF PROJECT COST AND APPORTIONMENT

	Fund Code	Proposition	Previously Authorized	Authorized This Action	State Apportionment This Action
State Share					
Modernization/Additional Grant	951-570	51	\$ 323,982.00	\$ (323,982.00)	
Modernization/Additional Grant	051-570	51		323,982.00	\$ 323,982.00
District Share					
Cash Contribution			215,988.00		
Total			\$ 539,970.00	\$ 0.00	\$ 323,982.00

Funding Source: Proposition 51 Bonds/2016-Nov.

Pursuant to the Board's action on September 25, 2019, the District is required to submit a complete *Fund Release Authorization* (Form SAB 50-05) on or before December 24, 2019; otherwise, the apportionment will be rescinded without further Board action and will receive a new Unfunded Approval date of December 24, 2019.

The Form SAB 50-05 submittal must contain an original signature from a designated District Representative and must be physically received by the Office of Public School Construction at 707 Third Street, West Sacramento, CA 95605 prior to the close of business on December 24, 2019.

The District shall ensure that it is in compliance with all applicable laws, regulations and certifications it made on the program forms.

Based on the Board's action on June 5, 2017, this project is subject to the Grant Agreement submittal pursuant to School Facility Program Regulation Section 1859.90.4.

The District is responsible for ensuring that the project is compliant with Prevailing Wage Monitoring and/or Labor Compliance Program requirements at the time construction contracts are executed and/or construction commenced.

SCHOOL DISTRICT DATA

Application No: 57/64444-00-012	County: Los Angeles
School District: Culver City Unified	School Name: Culver City Middle

PROJECT DATA

Type of Project: Middle School	Application Filing Basis: Site Specific	
Pupils Assigned Over 50 Years:	K-6:	
	7-8:	
	9-12:	
	Non-Severe:	
	Severe:	25
Financial Hardship Requested:	No	Recommended Acres: 22.8
Alternative Education School:	No	Existing Acres: 20

ADJUSTED GRANT DATA

Modernization Grant - Over 50 Yrs	\$	514,125.00
Prevailing Wage Monitoring		980.00
Accessibility/Fire Code Req.		15,424.00
Two Stop Elevators		124,080.00
Total State Share (60%)		654,609.00
District Share (40%)		436,406.00
Total Project Cost	\$	1,091,015.00

PROJECT FINANCING

<u>State Share</u>		
This Project	\$	654,609.00
<u>District Share</u>		
Cash Contribution		436,406.00
Financial Hardship		
Total Project Cost	\$	1,091,015.00

HISTORY OF PROJECT COST AND APPORTIONMENT

	Fund Code	Proposition	Previously Authorized	Authorized This Action		State Apportionment This Action
<u>State Share</u>						
Modernization/Additional Grant	951-570	51	\$ 654,609.00	\$ (654,609.00)		
Modernization/Additional Grant	051-570	51		654,609.00	\$	654,609.00
<u>District Share</u>						
Cash Contribution			436,406.00			
Total			\$ 1,091,015.00	\$ 0.00	\$	654,609.00

Funding Source: Proposition 51 Bonds/2016-Nov.

Pursuant to the Board's action on September 25, 2019, the District is required to submit a complete *Fund Release Authorization* (Form SAB 50-05) on or before December 24, 2019, otherwise, the apportionment will be rescinded without further Board action and will receive a new Unfunded Approval date of December 24, 2019.

The Form SAB 50-05 submittal must contain an original signature from a designated District Representative and must be physically received by the Office of Public School Construction at 707 Third Street, West Sacramento, CA 95605 prior to the close of business on December 24, 2019.

The District shall ensure that it is in compliance with all applicable laws, regulations and certifications it made on the program forms.

The District is responsible for ensuring that the project is compliant with Prevailing Wage Monitoring and/or Labor Compliance Program requirements at the time construction contracts are executed and/or construction commenced.

Based on the Board's action on June 5, 2017, this project is subject to the Grant Agreement submittal pursuant to School Facility Program Regulation Section 1859.90.4.

SCHOOL DISTRICT DATA

Application No: 50/64451-00-012	County: Los Angeles
School District: Downey Unified	School Name: Warren High

PROJECT DATA

Type of Project: High School

K-6:

7-8:

9-12: 12

Non-Severe:

Severe:

Application Filing Basis: District Wide

Number of Classrooms: 2

Master Acres: 79.7

Existing Acres: 40

Proposed Acres:

Recommended Acres: 79.7

Facility Hardship (a): No

Financial Hardship Requested: No

Alternative Education School: No

Addition to Existing Site: Yes

ADJUSTED GRANT DATA

New Construction Grant	\$	196,980.00
Fire Detection Alarm		396.00
Small Size Project		23,638.00
Total State Share (50%)		221,014.00
District Share (50%)		221,014.00
Total Project Cost	\$	442,028.00

PROJECT FINANCING

State Share

This Project \$ 221,014.00

District Share

Cash Contribution 221,014.00

Financial Hardship

Total Project Cost \$ 442,028.00

HISTORY OF PROJECT COST AND APPORTIONMENT

	Fund Code	Proposition	Previously Authorized	Authorized This Action	State Apportionment This Action
<u>State Share</u>					
New Construction/Add. Grant	951-500	51	\$ 221,014.00	\$ (221,014.00)	
New Construction/Add. Grant	051-500	51		221,014.00	\$ 221,014.00
<u>District Share</u>					
Cash Contribution			221,014.00		
Total			\$ 442,028.00	\$ 0.00	\$ 221,014.00

Funding Source: Proposition 51 Bonds/2016-Nov.

Pursuant to the Board's action on September 25, 2019, the District is required to submit a complete *Fund Release Authorization* (Form SAB 50-05) on or before December 24, 2019, otherwise, the apportionment will be rescinded without further Board action and will receive a new Unfunded Approval date of December 24, 2019.

The Form SAB 50-05 submittal must contain an original signature from a designated District Representative and must be physically received by the Office of Public School Construction at 707 Third Street, West Sacramento, CA 95605 prior to the close of business on December 24, 2019.

The District shall ensure that it is in compliance with all applicable laws, regulations and certifications it made on the program forms.

Based on the Board's action on June 5, 2017, this project is subject to the Grant Agreement submittal pursuant to School Facility Program Regulation Section 1859.90.4.

The District is responsible for ensuring that the project is compliant with Prevailing Wage Monitoring and/or Labor Compliance Program requirements at the time construction contracts are executed and/or construction commenced.

SCHOOL DISTRICT DATA

Application No: 50/65771-00-017	County: Merced
School District: Merced City Elementary	School Name: Charles Wright Elementary

PROJECT DATA

Type of Project: Elementary School

K-6: 15

7-8:

9-12:

Non-Severe:

Severe:

Application Filing Basis: District Wide

Number of Classrooms: 1

Master Acres: 9.9

Existing Acres: 6

Proposed Acres:

Recommended Acres: 10.2

Facility Hardship (a): No

Financial Hardship Requested: No

Alternative Education School: No

Addition to Existing Site: Yes

ADJUSTED GRANT DATA

New Construction Grant	\$	182,955.00
Fire Detection Alarm		225.00
Total State Share (50%)		183,180.00
District Share (50%)		183,180.00
Total Project Cost	\$	<u>366,360.00</u>

PROJECT FINANCING

State Share

This Project \$ 183,180.00

District Share

Cash Contribution 183,180.00

Financial Hardship

Total Project Cost \$ 366,360.00

HISTORY OF PROJECT COST AND APPORTIONMENT

	Fund Code	Proposition	Previously Authorized	Authorized This Action	State Apportionment This Action
<u>State Share</u>					
New Construction/Add. Grant	951-500	51	\$ 183,180.00	\$ (183,180.00)	
New Construction/Add. Grant	051-500	51		183,180.00	\$ 183,180.00
<u>District Share</u>					
Cash Contribution			183,180.00		
Total			\$ <u>366,360.00</u>	\$ <u>0.00</u>	\$ <u>183,180.00</u>

Funding Source: Proposition 51 Bonds/2016-Nov.

Pursuant to the Board's action on September 25, 2019, the District is required to submit a complete *Fund Release Authorization* (Form SAB 50-05) on or before December 24, 2019, otherwise, the apportionment will be rescinded without further Board action and will receive a new Unfunded Approval date of December 24, 2019.

The Form SAB 50-05 submittal must contain an original signature from a designated District Representative and must be physically received by the Office of Public School Construction at 707 Third Street, West Sacramento, CA 95605 prior to the close of business on December 24, 2019.

Based on the Board's action on June 5, 2017, this project is subject to the Grant Agreement submittal pursuant to School Facility Program Regulation Section 1859.90.4.

The District is responsible for ensuring that the project is compliant with all Prevailing Wage Monitoring and/or Labor Compliance Program requirements at the time construction contracts were executed and/or construction commenced.

The District shall ensure that it is in compliance with all applicable laws, regulations and certifications it made on the program forms.

SCHOOL DISTRICT DATA

Application No: 50/65771-00-018	County: Merced
School District: Merced City Elementary	School Name: John Muir Elementary

PROJECT DATA

Type of Project: Elementary School

K-6:	12
7-8:	
9-12:	

Non-Severe:

Severe:

Application Filing Basis: District Wide

Number of Classrooms: 1

Master Acres: 12.1

Existing Acres: 6.5

Proposed Acres:

Recommended Acres: 10.2

Facility Hardship (a): No

Financial Hardship Requested: No

Alternative Education School: No

Addition to Existing Site: Yes

ADJUSTED GRANT DATA

New Construction Grant	\$	146,364.00
Fire Detection Alarm		180.00
Service Site		118,456.00
Small Size Project		17,564.00
Total State Share (50%)		<u>282,564.00</u>
District Share (50%)		<u>282,564.00</u>
Total Project Cost	\$	<u>565,128.00</u>

PROJECT FINANCING

State Share

This Project **\$** 282,564.00

District Share

Cash Contribution 282,564.00

Financial Hardship

Total Project Cost **\$** **565,128.00**

HISTORY OF PROJECT COST AND APPORTIONMENT

	Fund Code	Proposition	Previously Authorized	Authorized This Action	State Apportionment This Action
<u>State Share</u>					
New Construction/Add. Grant	951-500	51	\$ 282,564.00	\$ (282,564.00)	
New Construction/Add. Grant	051-500	51		282,564.00	\$ 282,564.00
<u>District Share</u>					
Cash Contribution			<u>282,564.00</u>		
Total			\$ <u>565,128.00</u>	\$ <u>0.00</u>	\$ <u>282,564.00</u>

Funding Source: Proposition 51 Bonds/2016-Nov.

Pursuant to the Board's action on September 25, 2019, the District is required to submit a complete *Fund Release Authorization* (Form SAB 50-05) on or before December 24, 2019, otherwise, the apportionment will be rescinded without further Board action and will receive a new Unfunded Approval date of December 24, 2019.

The Form SAB 50-05 submittal must contain an original signature from a designated District Representative and must be physically received by the Office of Public School Construction at 707 Third Street, West Sacramento, CA 95605 prior to the close of business on December 24, 2019.

The District shall ensure that it is in compliance with all applicable laws, regulations and certifications it made on the program forms.

Based on the Board's action on June 5, 2017, this project is subject to the Grant Agreement submittal pursuant to School Facility Program Regulation Section 1859.90.4.

The District is responsible for ensuring that the project is compliant with all Prevailing Wage Monitoring and/or Labor Compliance Program requirements at the time construction contracts were executed and/or construction commenced.

SCHOOL DISTRICT DATA

Application No: 50/65771-00-019	County: Merced
School District: Merced City Elementary	School Name: Burbank Elementary

PROJECT DATA

Type of Project: Elementary School

K-6:	26
7-8:	
9-12:	

Non-Severe:

Severe:

Application Filing Basis: District Wide

Number of Classrooms: 3

Master Acres: 12.4

Existing Acres: 8.4

Proposed Acres:

Recommended Acres: 11.5

Facility Hardship (a): No

Financial Hardship Requested: No

Alternative Education School: No

Addition to Existing Site: Yes

ADJUSTED GRANT DATA

New Construction Grant	\$	317,122.00
Fire Detection Alarm		390.00
Small Size Project		38,055.00
Total State Share (50%)		355,567.00
District Share (50%)		355,567.00
Total Project Cost	\$	711,134.00

PROJECT FINANCING

State Share

This Project **\$** 355,567.00

District Share

Cash Contribution 355,567.00

Financial Hardship

Total Project Cost **\$** **711,134.00**

HISTORY OF PROJECT COST AND APPORTIONMENT

	Fund Code	Proposition	Previously Authorized	Authorized This Action		State Apportionment This Action
<u>State Share</u>						
New Construction/Add. Grant	951-500	51	\$ 355,567.00	\$ (355,567.00)		
New Construction/Add. Grant	051-500	51		355,567.00	\$	355,567.00
<u>District Share</u>						
Cash Contribution			355,567.00			
Total			\$ 711,134.00	\$ 0.00	\$	355,567.00

Funding Source: Proposition 51 Bonds/2016-Nov.

Pursuant to the Board's action on September 25, 2019, the District is required to submit a complete *Fund Release Authorization* (Form SAB 50-05) on or before December 24, 2019, otherwise, the apportionment will be rescinded without further Board action and will receive a new Unfunded Approval date of December 24, 2019.

The Form SAB 50-05 submittal must contain an original signature from a designated District Representative and must be physically received by the Office of Public School Construction at 707 Third Street, West Sacramento, CA 95605 prior to the close of business on December 24, 2019.

The District shall ensure that it is in compliance with all applicable laws, regulations and certifications it made on the program forms.

Based on the Board's action on June 5, 2017, this project is subject to the Grant Agreement submittal pursuant to School Facility Program Regulation Section 1859.90.4.

The District is responsible for ensuring that the project is compliant with all Prevailing Wage Monitoring and/or Labor Compliance Program requirements at the time construction contracts were executed and/or construction commenced.

SCHOOL DISTRICT DATA

Application No: 50/65771-00-020	County: Merced
School District: Merced City Elementary	School Name: Rivera Elementary

PROJECT DATA

Type of Project:	Elementary School
K-6:	450
7-8:	
9-12:	
Non-Severe:	
Severe:	
Application Filing Basis:	District Wide
Number of Classrooms:	18
Master Acres:	23.8
Existing Acres:	25.8
Proposed Acres:	
Recommended Acres:	23.8
Facility Hardship (a):	No
Financial Hardship Requested:	No
Alternative Education School:	No
Addition to Existing Site:	Yes

ADJUSTED GRANT DATA

New Construction Grant	\$ 5,488,650.00
Fire Detection Alarm	6,750.00
Sprinkler System	92,250.00
Service Site	245,607.00
Off-Site	11,515.00
Utilities	107,295.00
Total State Share (50%)	5,952,067.00
District Share (50%)	5,952,067.00
Total Project Cost	\$ 11,904,134.00

PROJECT FINANCING

<u>State Share</u>	
This Project	\$ 5,952,067.00
<u>District Share</u>	
Cash Contribution	5,952,067.00
Financial Hardship	
Total Project Cost	\$ 11,904,134.00

HISTORY OF PROJECT COST AND APPORTIONMENT

	Fund Code	Proposition	Previously Authorized	Authorized This Action	State Apportionment This Action
<u>State Share</u>					
New Construction/Add. Grant	951-500	51	\$ 5,952,067.00	\$ (5,952,067.00)	
New Construction/Add. Grant	051-500	51		5,952,067.00	\$ 5,952,067.00
<u>District Share</u>					
Cash Contribution			5,952,067.00		
Total			\$ 11,904,134.00	\$ 0.00	\$ 5,952,067.00

Funding Source: Proposition 51 Bonds/2016-Nov.
 Pursuant to the Board's action on September 25, 2019, the District is required to submit a complete *Fund Release Authorization* (Form SAB 50-05) on or before December 24, 2019, otherwise, the apportionment will be rescinded without further Board action and will receive a new Unfunded Approval date of December 24, 2019.

The Form SAB 50-05 submittal must contain an original signature from a designated District Representative and must be physically received by the Office of Public School Construction at 707 Third Street, West Sacramento, CA 95605 prior to the close of business on December 24, 2019.

The District shall ensure that it is in compliance with all applicable laws, regulations and certifications it made on the program forms.

Based on the Board's action on June 5, 2017, this project is subject to the Grant Agreement submittal pursuant to School Facility Program Regulation Section 1859.90.4.

The District is responsible for ensuring that the project is compliant with all Prevailing Wage Monitoring and/or Labor Compliance Program requirements at the time construction contracts were executed and/or construction commenced.

SCHOOL DISTRICT DATA

Application No: 50/62166-08-001	County: Fresno
School District: Fresno Unified	School Name: Baird Middle

PROJECT DATA

Type of Project:	Middle School
K-6:	
7-8:	106
9-12:	
Non-Severe:	
Severe:	
Application Filing Basis:	District Wide
Number of Classrooms:	2
Master Acres:	11.9
Existing Acres:	9.79
Proposed Acres:	
Recommended Acres:	11.9
Facility Hardship (a):	No
Financial Hardship Requested:	No
Alternative Education School:	No
Addition to Existing Site:	Yes

ADJUSTED GRANT DATA

New Construction Grant	\$	1,367,506.00
Fire Detection Alarm		2,120.00
Prevailing Wage Monitoring		2,069.00
Service Site		52,996.00
Utilities		177,970.00
Small Size Project		54,700.00
Total State Share (50%)		1,657,361.00
District Share (50%)		1,657,361.00
Total Project Cost	\$	3,314,722.00

PROJECT FINANCING

<u>State Share</u>		
This Project	\$	1,657,361.00
<u>District Share</u>		
Cash Contribution		1,657,361.00
Financial Hardship		
Total Project Cost	\$	3,314,722.00

HISTORY OF PROJECT COST AND APPORTIONMENT

	Fund Code	Proposition	Previously Authorized	Authorized This Action	State Apportionment This Action
<u>State Share</u>					
New Construction/Add. Grant	951-500	51	\$ 1,657,361.00	\$ (1,657,361.00)	
New Construction/Add. Grant	051-500	51		1,657,361.00	\$ 1,657,361.00
<u>District Share</u>					
Cash Contribution			1,657,361.00		
Total			\$ 3,314,722.00	\$ 0.00	\$ 1,657,361.00

Funding Source: Proposition 51 Bonds/2016-Nov.
Pursuant to the Board's action on September 25, 2019, the District is required to submit a complete *Fund Release Authorization* (Form SAB 50-05) on or before December 24, 2019, otherwise, the apportionment will be rescinded without further Board action and will receive a new Unfunded Approval date of December 24, 2019.

The Form SAB 50-05 submittal must contain an original signature from a designated District Representative and must be physically received by the Office of Public School Construction at 707 Third Street, West Sacramento, CA 95605 prior to the close of business on December 24, 2019.

The District shall ensure that it is in compliance with all applicable laws, regulations and certifications it made on the program forms.

This project is a Use of Grants under Regulation Section 1859.77.3(a).

Based on the Board's action on June 5, 2017, this project is subject to the Grant Agreement submittal pursuant to School Facility Program Regulation Section 1859.90.4.

The District is responsible to ensure that the project is compliant with all Prevailing Wage Monitoring and/or Labor Compliance Program requirements at the time construction contracts are executed and/or construction commenced.

SCHOOL DISTRICT DATA

Application No: 50/62414-00-015	County: Fresno
School District: Sanger Unified	School Name: Sanger High

PROJECT DATA

Type of Project: High School

K-6: 70

7-8:

9-12:

Non-Severe:

Severe:

Application Filing Basis: District Wide

Number of Classrooms: 9

Master Acres: 64.4

Existing Acres: 60

Proposed Acres:

Recommended Acres: 64.4

Facility Hardship (a): No

Financial Hardship Requested: No

Alternative Education School: No

Addition to Existing Site: Yes

ADJUSTED GRANT DATA

New Construction Grant	\$	853,790.00
Fire Detection Alarm		1,050.00
Total State Share (50%)		854,840.00
District Share (50%)		854,840.00
Total Project Cost	\$	1,709,680.00

PROJECT FINANCING

State Share

This Project **\$** 854,840.00

District Share

Cash Contribution 854,840.00

Financial Hardship

Total Project Cost **\$** **1,709,680.00**

HISTORY OF PROJECT COST AND APPORTIONMENT

	Fund Code	Proposition	Previously Authorized	Authorized This Action	State Apportionment This Action
<u>State Share</u>					
New Construction/Add. Grant	951-500	51	\$ 854,840.00	\$ (854,840.00)	
New Construction/Add. Grant	051-500	51		854,840.00	\$ 854,840.00
<u>District Share</u>					
Cash Contribution			854,840.00		
Total			\$ 1,709,680.00	\$ 0.00	\$ 854,840.00

Funding Source: Proposition 51 Bonds/2016-Nov.

Pursuant to the Board's action on September 25, 2019, the District is required to submit a complete *Fund Release Authorization* (Form SAB 50-05) on or before December 24, 2019; otherwise, the apportionment will be rescinded without further Board action and will receive a new Unfunded Approval date of December 24, 2019.

The Form SAB 50-05 submittal must contain an original signature from a designated District Representative and must be physically received by the Office of Public School Construction at 707 Third Street, West Sacramento, CA 95605 prior to the close of business on December 24, 2019.

The District shall ensure that it is in compliance with all applicable laws, regulations and certifications it made on the program forms.

This project is a Use of Grants under Regulation Section 1859.77.3(a).

Based on the Board's action on June 5, 2017, this project is subject to the Grant Agreement submittal pursuant to School Facility Program Regulation Section 1859.90.4.

The District is responsible for ensuring that the project is compliant with Prevailing Wage Monitoring and/or Labor Compliance Program requirements at the time construction contracts are executed and/or construction commenced.

SCHOOL DISTRICT DATA

Application No: 50/63073-00-001	County: Imperial
School District: Brawley Elementary	School Name: Worth (Barbara) Junior High

PROJECT DATA

Type of Project:	Middle School
K-6:	
7-8:	150
9-12:	
Non-Severe:	
Severe:	
Application Filing Basis:	District Wide
Number of Classrooms:	3
Master Acres:	15
Existing Acres:	11.44
Proposed Acres:	
Recommended Acres:	15
Facility Hardship (a):	No
Financial Hardship Requested:	No
Alternative Education School:	No
Addition to Existing Site:	Yes

ADJUSTED GRANT DATA

New Construction Grant	\$	1,935,150.00
Fire Detection Alarm		3,000.00
Service Site		113,136.00
Utilities		11,897.00
Geographic Index Factor	5 %	100,778.00
Small Size Project		77,406.00
Total State Share (50%)		2,241,367.00
District Share (50%)		2,241,367.00
Total Project Cost	\$	<u><u>4,482,734.00</u></u>

PROJECT FINANCING

<u>State Share</u>		
This Project	\$	2,241,367.00
<u>District Share</u>		
Cash Contribution		2,241,367.00
Financial Hardship		
Total Project Cost	\$	<u><u>4,482,734.00</u></u>

HISTORY OF PROJECT COST AND APPORTIONMENT

	Fund Code	Proposition	Previously Authorized	Authorized This Action		State Apportionment This Action
<u>State Share</u>						
New Construction/Add. Grant	951-500	51	\$ 2,241,367.00	\$ (2,241,367.00)		
New Construction/Add. Grant	051-500	51		2,241,367.00	\$	2,241,367.00
<u>District Share</u>						
Cash Contribution			2,241,367.00			
Total			<u>\$ 4,482,734.00</u>	<u>\$ 0.00</u>	\$	<u><u>2,241,367.00</u></u>

Funding Source: Proposition 51 Bonds/2016-Nov.
 Pursuant to the Board's action on September 25, 2019, the District is required to submit a complete *Fund Release Authorization* (Form SAB 50-05) on or before December 24, 2019, otherwise, the apportionment will be rescinded without further Board action and will receive a new Unfunded Approval date of December 24, 2019.

The Form SAB 50-05 submittal must contain an original signature from a designated District Representative and must be physically received by the Office of Public School Construction at 707 Third Street, West Sacramento, CA 95605 prior to the close of business on December 24, 2019.

The District shall ensure that it is in compliance with all applicable laws, regulations and certifications it made on the program forms.

This project is a Use of Grants under Regulation Section 1859.77.3(a).

Based on the Board's action on June 5, 2017, this project is subject to the Grant Agreement submittal pursuant to School Facility Program Regulation Section 1859.90.4.

The District is responsible for ensuring that the project is compliant with all Prevailing Wage Monitoring and/or Labor Compliance Program requirements at the time construction contracts were executed and/or construction commenced.

SCHOOL DISTRICT DATA

Application No: 50/65367-00-001	County: Marin
School District: Larkspur-Corte Madera	School Name: Cove

PROJECT DATA

Type of Project: Elementary School

K-6:	89
7-8:	
9-12:	

Non-Severe:

Severe:

Application Filing Basis: District Wide

Number of Classrooms: 4

Master Acres: 7.6

Existing Acres: 10

Proposed Acres:

Recommended Acres: 7.3

Facility Hardship (a): No

Financial Hardship Requested: No

Alternative Education School: No

Addition to Existing Site: Yes

ADJUSTED GRANT DATA

New Construction Grant	\$ 1,085,533.00
Project Assistance	7,460.00
Fire Detection Alarm	1,335.00
Sprinkler System	18,245.00
Service Site	75,620.00
Utilities	12,621.00
Small Size Project	130,264.00
Total State Share (50%)	<u>1,331,078.00</u>
District Share (50%)	<u>1,331,078.00</u>
Total Project Cost	<u>\$ 2,662,156.00</u>

PROJECT FINANCING

State Share

This Project **\$** 1,331,078.00

District Share

Cash Contribution 1,331,078.00

Financial Hardship

Total Project Cost **\$ 2,662,156.00**

HISTORY OF PROJECT COST AND APPORTIONMENT

	Fund Code	Proposition	Previously Authorized	Authorized This Action	State Apportionment This Action
State Share					
New Construction/Add. Grant	951-500	51	\$ 1,331,078.00	\$ (1,331,078.00)	
New Construction/Add. Grant	051-500	51		1,331,078.00	\$ 1,331,078.00
District Share					
Cash Contribution			<u>1,331,078.00</u>		
Total			<u>\$ 2,662,156.00</u>	<u>\$ 0.00</u>	<u>\$ 1,331,078.00</u>

Funding Source: Proposition 51 Bonds/2016-Nov.

Pursuant to the Board's action on September 25, 2019, the District is required to submit a complete *Fund Release Authorization* (Form SAB 50-05) on or before December 24, 2019; otherwise, the apportionment will be rescinded without further Board action and will receive a new Unfunded Approval date of December 24, 2019.

The Form SAB 50-05 submittal must contain an original signature from a designated District Representative and must be physically received by the Office of Public School Construction at 707 Third Street, West Sacramento, CA 95605 prior to the close of business on December 24, 2019.

The District shall ensure that it is in compliance with all applicable laws, regulations and certifications it made on the program forms.

Based on the Board's action on June 5, 2017, this project is subject to the Grant Agreement submittal pursuant to School Facility Program Regulation Section 1859.90.4.

The District is responsible for ensuring that the project is compliant with Prevailing Wage Monitoring and/or Labor Compliance Program requirements at the time construction contracts are executed and/or construction commenced.

SCHOOL DISTRICT DATA

Application No: 57/64907-00-026 County: Los Angeles
 School District: Pomona Unified School Name: Lexington Elementary

PROJECT DATA

Type of Project: Elementary School Pupils Assigned Under 50 Yrs: K-6: 162 7-8: 9-12: Non-Severe: Severe: Financial Hardship Requested: No Alternative Education School: No	Application Filing Basis: Site Specific Pupils Assigned Over 50 Yrs: K-6: 54 7-8: 9-12: Non-Severe: Severe: Recommended Acres: 14 Existing Acres: 8.3
---	--

ADJUSTED GRANT DATA

Modernization Grant - Under 50 Yrs	\$ 752,328.00
Modernization Grant - Over 50 Yrs	348,408.00
Fire Detection Alarm	32,616.00
Urban/Security/Impacted Site	167,676.00
Accessibility/Fire Code Req.	<u>33,022.00</u>
Total State Share (60%)	1,334,050.00
District Share (40%)	889,367.00
Total Project Cost	<u>\$ 2,223,417.00</u>

PROJECT FINANCING

<u>State Share</u>	
This Project	\$ 1,334,050.00
<u>District Share</u>	
Cash Contribution	889,367.00
Financial Hardship	
Total Project Cost	<u>\$ 2,223,417.00</u>

HISTORY OF PROJECT COST AND APPORTIONMENT

	Fund Code	Proposition	Previously Authorized	Authorized This Action		State Apportionment This Action
<u>State Share</u>						
Modernization/Additional Grant	951-570	51	\$ 1,334,050.00	\$ (1,334,050.00)		
Modernization/Additional Grant	051-570	51		1,334,050.00	\$	1,334,050.00
<u>District Share</u>						
Cash Contribution			889,367.00			
Total			<u>\$ 2,223,417.00</u>	<u>\$ 0.00</u>	<u>\$</u>	<u>1,334,050.00</u>

Funding Source: Proposition 51 Bonds/2016-Nov.

Pursuant to the Board's action on September 25, 2019, the District is required to submit a complete *Fund Release Authorization* (Form SAB 50-05) on or before December 24, 2019, otherwise, the apportionment will be rescinded without further Board action and will receive a new Unfunded Approval date of December 24, 2019.

The Form SAB 50-05 submittal must contain an original signature from a designated District Representative and must be physically received by the Office of Public School Construction at 707 Third Street, West Sacramento, CA 95605 prior to the close of business on December 24, 2019.

The District shall ensure that it is in compliance with all applicable laws, regulations and certifications it made on the program forms.

The District is responsible for ensuring that the project is compliant with Prevailing Wage Monitoring and/or Labor Compliance Program requirements at the time construction contracts are executed and/or construction commenced.

Based on the Board's action on June 5, 2017, this project is subject to the Grant Agreement submittal pursuant to School Facility Program Regulation Section 1859.90.4.

SCHOOL DISTRICT DATA

Application No: 57/64907-00-027 County: Los Angeles
 School District: Pomona Unified School Name: Philadelphia Elementary

PROJECT DATA

Type of Project:	Elementary School	Application Filing Basis:	Site Specific
Pupils Assigned Under 50 Yrs:	K-6: 148	Pupils Assigned Over 50 Yrs:	K-6: 68
	7-8:		7-8:
	9-12:		9-12:
	Non-Severe:		Non-Severe:
	Severe:		Severe:
Financial Hardship Requested:	No	Recommended Acres:	13.8
Alternative Education School:	No	Existing Acres:	8.59

ADJUSTED GRANT DATA

Modernization Grant - Under 50 Yrs	\$ 687,312.00
Modernization Grant - Over 50 Yrs	438,736.00
Fire Detection Alarm	32,616.00
Prevailing Wage Monitoring	1,789.00
Accessibility/Fire Code Req.	33,781.00
Total State Share (60%)	1,194,234.00
District Share (40%)	796,156.00
Total Project Cost	<u>\$ 1,990,390.00</u>

PROJECT FINANCING

<u>State Share</u>	
This Project	\$ 1,194,234.00
<u>District Share</u>	
Cash Contribution	796,156.00
Financial Hardship	
Total Project Cost	<u>\$ 1,990,390.00</u>

HISTORY OF PROJECT COST AND APPORTIONMENT

	Fund Code	Proposition	Previously Authorized	Authorized This Action	State Apportionment This Action
<u>State Share</u>					
Modernization/Additional Grant	951-570	51	\$ 1,194,234.00	\$ (1,194,234.00)	
Modernization/Additional Grant	051-570	51		1,194,234.00	\$ 1,194,234.00
<u>District Share</u>					
Cash Contribution			796,156.00		
Total			<u>\$ 1,990,390.00</u>	<u>\$ 0.00</u>	<u>\$ 1,194,234.00</u>

Funding Source: Proposition 51 Bonds/2016-Nov.

Pursuant to the Board's action on September 25, 2019, the District is required to submit a complete *Fund Release Authorization* (Form SAB 50-05) on or before December 24, 2019, otherwise, the apportionment will be rescinded without further Board action and will receive a new Unfunded Approval date of December 24, 2019.

The Form SAB 50-05 submittal must contain an original signature from a designated District Representative and must be physically received by the Office of Public School Construction at 707 Third Street, West Sacramento, CA 95605 prior to the close of business on December 24, 2019.

The District shall ensure that it is in compliance with all applicable laws, regulations and certifications it made on the program forms.

The District is responsible for ensuring that the project is compliant with Prevailing Wage Monitoring and/or Labor Compliance Program requirements at the time construction contracts are executed and/or construction commenced.

Based on the Board's action on June 5, 2017, this project is subject to the Grant Agreement submittal pursuant to School Facility Program Regulation Section 1859.90.4.

SCHOOL DISTRICT DATA

Application No: 50/61176-00-005	County: Alameda
School District: Fremont Unified	School Name: Azeveda (Joseph) Elementary

PROJECT DATA

Type of Project: Elementary School

K-6: 100

7-8:

9-12:

Non-Severe:

Severe:

Application Filing Basis: District Wide

Number of Classrooms: 4

Master Acres: 13.8

Existing Acres: 9.56

Proposed Acres:

Recommended Acres: 9.6

Facility Hardship (a): No

Financial Hardship Requested: No

Alternative Education School: No

Addition to Existing Site: No

ADJUSTED GRANT DATA

New Construction Grant	\$	1,219,700.00
Fire Detection Alarm		1,500.00
Service Site		60,309.00
Off-Site		17,850.00
Small Size Project		146,364.00
Total State Share (50%)		1,445,723.00
District Share (50%)		1,445,723.00
Total Project Cost	\$	2,891,446.00

PROJECT FINANCING

State Share

This Project \$ 1,445,723.00

District Share

Cash Contribution 1,445,723.00

Financial Hardship

Total Project Cost \$ 2,891,446.00

HISTORY OF PROJECT COST AND APPORTIONMENT

	Fund Code	Proposition	Previously Authorized	Authorized This Action	State Apportionment This Action
State Share					
New Construction/Add. Grant	951-500	51	\$ 1,445,723.00	\$ (1,445,723.00)	
New Construction/Add. Grant	051-500	51		1,445,723.00	\$ 1,445,723.00
District Share					
Cash Contribution			1,445,723.00		
Total			\$ 2,891,446.00	\$ 0.00	\$ 1,445,723.00

Funding Source: Proposition 51 Bonds/2016-Nov.

Pursuant to the Board's action on September 25, 2019, the District is required to submit a complete *Fund Release Authorization* (Form SAB 50-05) on or before December 24, 2019, otherwise, the apportionment will be rescinded without further Board action and will receive a new Unfunded Approval date of December 24, 2019.

The Form SAB 50-05 submittal must contain an original signature from a designated District Representative and must be physically received by the Office of Public School Construction at 707 Third Street, West Sacramento, CA 95605 prior to the close of business on December 24, 2019.

The District shall ensure that it is in compliance with all applicable laws, regulations and certifications it made on the program forms.

Based on the Board's action on June 5, 2017, this project is subject to the Grant Agreement submittal pursuant to School Facility Program Regulation Section 1859.90.4.

The District is responsible for ensuring that the project is compliant with Prevailing Wage Monitoring and/or Labor Compliance Program requirements at the time construction contracts are executed and/or construction commenced.

SCHOOL DISTRICT DATA

Application No: 50/61176-00-006	County: Alameda
School District: Fremont Unified	School Name: Mattos (John G.) Elementary

PROJECT DATA

Type of Project:	Elementary School
K-6:	100
7-8:	
9-12:	
Non-Severe:	
Severe:	
Application Filing Basis:	District Wide
Number of Classrooms:	4
Master Acres:	13.1
Existing Acres:	10
Proposed Acres:	
Recommended Acres:	9.6
Facility Hardship (a):	No
Financial Hardship Requested:	No
Alternative Education School:	No
Addition to Existing Site:	Yes

ADJUSTED GRANT DATA

New Construction Grant	\$	1,219,700.00
Fire Detection Alarm		1,500.00
Service Site		126,503.00
Small Size Project		146,364.00
Total State Share (50%)		1,494,067.00
District Share (50%)		1,494,067.00
Total Project Cost	\$	2,988,134.00

PROJECT FINANCING

<u>State Share</u>		
This Project	\$	1,494,067.00
<u>District Share</u>		
Cash Contribution		1,494,067.00
Financial Hardship		
Total Project Cost	\$	2,988,134.00

HISTORY OF PROJECT COST AND APPORTIONMENT

	Fund Code	Proposition	Previously Authorized	Authorized This Action	State Apportionment This Action
<u>State Share</u>					
New Construction/Add. Grant	951-500	51	\$ 1,494,067.00	\$ (1,494,067.00)	
New Construction/Add. Grant	051-500	51		1,494,067.00	\$ 1,494,067.00
<u>District Share</u>					
Cash Contribution			1,494,067.00		
Total			\$ 2,988,134.00	\$ 0.00	\$ 1,494,067.00

Funding Source: Proposition 51 Bonds/2016-Nov.

Pursuant to the Board's action on September 25, 2019, the District is required to submit a complete *Fund Release Authorization* (Form SAB 50-05) on or before December 24, 2019, otherwise, the apportionment will be rescinded without further Board action and will receive a new Unfunded Approval date of December 24, 2019.

The Form SAB 50-05 submittal must contain an original signature from a designated District Representative and must be physically received by the Office of Public School Construction at 707 Third Street, West Sacramento, CA 95605 prior to the close of business on December 24, 2019.

The District shall ensure that it is in compliance with all applicable laws, regulations and certifications it made on the program forms.

Based on the Board's action on June 5, 2017, this project is subject to the Grant Agreement submittal pursuant to School Facility Program Regulation Section 1859.90.4.

The District is responsible for ensuring that the project is compliant with Prevailing Wage Monitoring and/or Labor Compliance Program requirements at the time construction contracts are executed and/or construction commenced.

SCHOOL DISTRICT DATA

Application No: 50/69310-00-006	County: Santa Barbara
School District: Santa Maria Joint Union High	School Name: Pioneer Valley High

PROJECT DATA

Type of Project:	High School
K-6:	
7-8:	
9-12:	108
Non-Severe:	
Severe:	
Application Filing Basis:	District Wide
Number of Classrooms:	4
Master Acres:	53.5
Existing Acres:	53.5
Proposed Acres:	53.5
Recommended Acres:	60.8
Facility Hardship (a):	No
Financial Hardship Requested:	No
Alternative Education School:	No
Addition to Existing Site:	Yes

ADJUSTED GRANT DATA

New Construction Grant	\$	1,772,820.00
Fire Detection Alarm		3,564.00
Sprinkler System		27,324.00
Service Site		120,973.00
Utilities		2,531.00
General Site		1,129,774.50
Total State Share (50%)		3,056,986.50
District Share (50%)		3,056,986.50
Total Project Cost	\$	6,113,973.00

PROJECT FINANCING

<u>State Share</u>		
This Project	\$	3,056,986.50
<u>District Share</u>		
Cash Contribution		3,056,986.50
Financial Hardship		
Total Project Cost	\$	6,113,973.00

HISTORY OF PROJECT COST AND APPORTIONMENT

	Fund Code	Proposition	Previously Authorized	Authorized This Action	State Apportionment This Action
<u>State Share</u>					
New Construction/Add. Grant	951-500	51	\$ 3,056,986.50	\$ (3,056,986.50)	
New Construction/Add. Grant	051-500	51		3,056,986.50	\$ 3,056,986.50
<u>District Share</u>					
Cash Contribution			3,056,986.50		
Total			\$ 6,113,973.00	\$ 0.00	\$ 3,056,986.50

Funding Source: Proposition 51 Bonds/2016-Nov.

Pursuant to the Board's action on September 25, 2019, the District is required to submit a complete *Fund Release Authorization* (Form SAB 50-05) on or before December 24, 2019; otherwise, the apportionment will be rescinded without further Board action and will receive a new Unfunded Approval date of December 24, 2019.

The Form SAB 50-05 submittal must contain an original signature from a designated District Representative and must be physically received by the Office of Public School Construction at 707 Third Street, West Sacramento, CA 95605 prior to the close of business on December 24, 2019.

The District shall ensure that it is in compliance with all applicable laws, regulations and certifications it made on the program forms.

Based on the Board's action on June 5, 2017, this project is subject to the Grant Agreement submittal pursuant to School Facility Program Regulation Section 1859.90.4.

The District is responsible for ensuring that the project is compliant with Prevailing Wage Monitoring and/or Labor Compliance Program requirements at the time construction contracts are executed and/or construction commenced.

SCHOOL DISTRICT DATA

Application No: 50/62117-00-021	County: Fresno
School District: Clovis Unified	School Name: Virginia Boris Elem. (aka Temperance Clinton)

PROJECT DATA

Type of Project: Elementary School

K-6: 675

7-8:

9-12:

Non-Severe:

Severe: 9

Application Filing Basis: District Wide

Number of Classrooms: 28

Master Acres: 15

Existing Acres:

Proposed Acres: 20.86

Recommended Acres: 13.5

Facility Hardship (a): No

Financial Hardship Requested: No

Alternative Education School: No

Addition to Existing Site: No

Core Facilities: Multi-Purpose/Kitchen,
Library/Media Center,
Administration, Toilet

ADJUSTED GRANT DATA

New Construction Grant	\$	8,541,441.00
Fire Detection Alarm		10,674.00
Sprinkler System		144,189.00
General Site		819,584.00
Site Acquisition		1,519,622.00
Service Site		1,046,239.00
Off-Site		264,963.00
Utilities		25,139.00
Total State Share (50%)		12,371,851.00
District Share (50%)		12,371,851.00
Total Project Cost	\$	24,743,702.00

PROJECT FINANCING

State Share	
This Project	\$ 12,371,851.00
District Share	
Cash Contribution	12,371,851.00
Financial Hardship	
Total Project Cost	\$ 24,743,702.00

HISTORY OF PROJECT COST AND APPORTIONMENT

	Fund Code	Proposition	Previously Authorized	Authorized This Action	State Apportionment This Action
State Share					
New Construction/Add. Grant	951-500	51	\$ 12,371,851.00	\$ (12,371,851.00)	
New Construction/Add. Grant	051-500	51		12,371,851.00	\$ 12,371,851.00
District Share					
Cash Contribution			12,371,851.00		
Total			24,743,702.00	\$ 0.00	\$ 12,371,851.00

Funding Source: Proposition 51 Bonds/2016-Nov.

Pursuant to the Board's action on September 25, 2019, the District is required to submit a complete *Fund Release Authorization* (Form SAB 50-05) on or before December 24, 2019, otherwise, the apportionment will be rescinded without further Board action and will receive a new Unfunded Approval date of December 24, 2019.

The Form SAB 50-05 submittal must contain an original signature from a designated District Representative and must be physically received by the Office of Public School Construction at 707 Third Street, West Sacramento, CA 95605 prior to the close of business on December 24, 2019.

The District shall ensure that it is in compliance with all applicable laws, regulations and certifications it made on the program forms.

Based on the Board's action on June 5, 2017, this project is subject to the Grant Agreement submittal pursuant to School Facility Program Regulation Section 1859.90.4.

The District is responsible for ensuring that the project is compliant with Prevailing Wage Monitoring and/or Labor Compliance Program requirements at the time construction contracts are executed and/or construction commenced.

SCHOOL DISTRICT DATA

Application No: 50/67918-00-010	County: San Bernardino
School District: Victor Elementary	School Name: Galileo Academy

PROJECT DATA

Type of Project: Elementary School

K-6:	650
7-8:	
9-12:	
Non-Severe:	13
Severe:	

Application Filing Basis: District Wide

Number of Classrooms: 27

Master Acres: 11.5

Existing Acres:

Proposed Acres: 9.48

Recommended Acres: 10.2

Facility Hardship (a): No

Financial Hardship Requested: No

Alternative Education School: No

Addition to Existing Site: No

ADJUSTED GRANT DATA

New Construction Grant	\$ 8,226,036.00
Fire Detection Alarm	10,309.00
Sprinkler System	138,879.00
Site Acquisition	180,750.00
General Site	690,720.00
Service Site	852,020.00
Off-Site	442,609.00
Utilities	148,918.00
Total State Share (50%)	<u>10,690,241.00</u>
District Share (50%)	<u>10,690,241.00</u>
Total Project Cost	\$ <u><u>21,380,482.00</u></u>

PROJECT FINANCING

State Share

This Project **\$** 10,690,241.00

District Share

Cash Contribution 10,690,241.00

Financial Hardship

Total Project Cost **\$ 21,380,482.00**

HISTORY OF PROJECT COST AND APPORTIONMENT

	Fund Code	Proposition	Previously Authorized	Authorized This Action	State Apportionment This Action
<u>State Share</u>					
New Construction/Add. Grant	951-500	51	\$ 10,690,241.00	\$ (10,690,241.00)	
New Construction/Add. Grant	051-500	51		10,690,241.00	\$ 10,690,241.00
<u>District Share</u>					
Cash Contribution			10,690,241.00		
Total			\$ <u><u>21,380,482.00</u></u>	\$ <u><u>0.00</u></u>	\$ <u><u>10,690,241.00</u></u>

Funding Source: Proposition 51 Bonds/2016-Nov.

Pursuant to the Board's action on September 25, 2019, the District is required to submit a complete *Fund Release Authorization* (Form SAB 50-05) on or before December 24, 2019; otherwise, the apportionment will be rescinded without further Board action and will receive a new Unfunded Approval date of December 24, 2019.

The Form SAB 50-05 submittal must contain an original signature from a designated District Representative and must be physically received by the Office of Public School Construction at 707 Third Street, West Sacramento, CA 95605 prior to the close of business on December 24, 2019.

The District shall ensure that it is in compliance with all applicable laws, regulations and certifications it made on the program forms.

Based on the Board's action on June 5, 2017, this project is subject to the Grant Agreement submittal pursuant to School Facility Program Regulation Section 1859.90.4.

The District is responsible for ensuring that the project is compliant with Prevailing Wage Monitoring and/or Labor Compliance Program requirements at the time construction contracts are executed and/or construction commenced.

SCHOOL DISTRICT DATA

Application No: 57/63800-00-005 County: Kern
 School District: Taft City Elementary School Name: Jefferson Elementary

PROJECT DATA

Type of Project: Elementary School Application Filing Basis: Site Specific
 Pupils Assigned Under 50 Yrs: K-6: 229
 7-8:
 9-12:
 Non-Severe:
 Severe:
 Financial Hardship Requested: No Recommended Acres: 4
 Alternative Education School: No Existing Acres: 5.5

ADJUSTED GRANT DATA

Modernization Grant - Under 50 Yrs	\$ 1,063,476.00
Project Assistance	3,978.00
Fire Detection Alarm	34,579.00
Prevailing Wage Monitoring	1,701.00
Accessibility/Fire Code Req.	31,904.00
Total State Share (60%)	1,135,638.00
District Share (40%)	757,092.00
Total Project Cost	<u>\$ 1,892,730.00</u>

PROJECT FINANCING

<u>State Share</u>	
This Project	\$ 1,135,638.00
<u>District Share</u>	
Cash Contribution	757,092.00
Financial Hardship	
Total Project Cost	<u>\$ 1,892,730.00</u>

HISTORY OF PROJECT COST AND APPORTIONMENT

	Fund Code	Proposition	Previously Authorized	Authorized This Action	State Apportionment This Action
<u>State Share</u>					
Modernization/Additional Grant	951-570	51	\$ 1,135,638.00	\$ (1,135,638.00)	
Modernization/Additional Grant	051-570	51		1,135,638.00	\$ 1,135,638.00
<u>District Share</u>					
Cash Contribution			757,092.00		
Total			<u>\$ 1,892,730.00</u>	<u>\$ 0.00</u>	<u>\$ 1,135,638.00</u>

Funding Source: Proposition 51 Bonds/2016-Nov.

Pursuant to the Board's action on September 25, 2019, the District is required to submit a complete *Fund Release Authorization* (Form SAB 50-05) on or before December 24, 2019; otherwise, the apportionment will be rescinded without further Board action and will receive a new Unfunded Approval date of December 24, 2019.

The Form SAB 50-05 submittal must contain an original signature from a designated District Representative and must be physically received by the Office of Public School Construction at 707 Third Street, West Sacramento, CA 95605 prior to the close of business on December 24, 2019.

The District shall ensure that it is in compliance with all applicable laws, regulations and certifications it made on the program forms.

Based on the Board's action on June 5, 2017, this project is subject to the Grant Agreement submittal pursuant to School Facility Program Regulation Section 1859.90.4.

The District is responsible for ensuring that the project is compliant with Prevailing Wage Monitoring and/or Labor Compliance Program requirements at the time construction contracts are executed and/or construction commenced.

SCHOOL DISTRICT DATA

Application No: 57/63800-00-006 County: Kern
 School District: Taft City Elementary School Name: Conley Elementary

PROJECT DATA

Type of Project: Elementary School Application Filing Basis: Site Specific
 Pupils Assigned Under 50 Yrs: K-6: 87 Pupils Assigned Over 50 Yrs: K-6: 18
 7-8:
 9-12:
 Non-Severe: Non-Severe:
 Severe: Severe:
 Financial Hardship Requested: No Recommended Acres: 4
 Alternative Education School: No Existing Acres: 4

ADJUSTED GRANT DATA

Modernization Grant - Under 50 Yrs	\$ 404,028.00
Modernization Grant - Over 50 Yrs	116,136.00
Project Assistance	3,978.00
Fire Detection Alarm	15,855.00
Prevailing Wage Monitoring	865.00
Small Size Project	20,807.00
Accessibility/Fire Code Req.	15,605.00
Total State Share (60%)	577,274.00
District Share (40%)	384,849.00
Total Project Cost	<u>\$ 962,123.00</u>

PROJECT FINANCING

<u>State Share</u>	
This Project	\$ 577,274.00
<u>District Share</u>	
Cash Contribution	384,849.00
Financial Hardship	
Total Project Cost	<u>\$ 962,123.00</u>

HISTORY OF PROJECT COST AND APPORTIONMENT

	Fund Code	Proposition	Previously Authorized	Authorized This Action	State Apportionment This Action
<u>State Share</u>					
Modernization/Additional Grant	951-570	51	\$ 577,274.00	\$ (577,274.00)	
Modernization/Additional Grant	051-570	51		577,274.00	\$ 577,274.00
<u>District Share</u>					
Cash Contribution			384,849.00		
Total			<u>\$ 962,123.00</u>	<u>\$ 0.00</u>	<u>\$ 577,274.00</u>

Funding Source: Proposition 51 Bonds/2016-Nov.

Pursuant to the Board's action on September 25, 2019, the District is required to submit a complete *Fund Release Authorization* (Form SAB 50-05) on or before December 24, 2019; otherwise, the apportionment will be rescinded without further Board action and will receive a new Unfunded Approval date of December 24, 2019.

The Form SAB 50-05 submittal must contain an original signature from a designated District Representative and must be physically received by the Office of Public School Construction at 707 Third Street, West Sacramento, CA 95605 prior to the close of business on December 24, 2019.

The District shall ensure that it is in compliance with all applicable laws, regulations and certifications it made on the program forms.

Based on the Board's action on June 5, 2017, this project is subject to the Grant Agreement submittal pursuant to School Facility Program Regulation Section 1859.90.4.

The District is responsible for ensuring that the project is compliant with Prevailing Wage Monitoring and/or Labor Compliance Program requirements at the time construction contracts are executed and/or construction commenced.

SCHOOL DISTRICT DATA

Application No: 50/68130-12-007
School District: Grossmont Union High
High School Attendance Area: Granite/Steele/Monte/Valhalla

County: San Diego
School Name: Monte Vista High

PROJECT DATA

Type of Project: High School
K-6:
7-8:
9-12: 135
Non-Severe:
Severe:
Application Filing Basis: High School Attendance Area
Number of Classrooms: 5
Master Acres: 66
Existing Acres: 41.5
Proposed Acres:
Recommended Acres: 47
Facility Hardship (a): No
Financial Hardship Requested: No
Alternative Education School: No
Addition to Existing Site: Yes

ADJUSTED GRANT DATA

New Construction Grant	\$	2,216,025.00
Fire Detection Alarm		4,455.00
Service Site		124,318.00
Utilities		125,530.00
Small Size Project		88,641.00
Total State Share (50%)		<u>2,558,969.00</u>
District Share (50%)		<u>2,558,969.00</u>
Total Project Cost	\$	<u>5,117,938.00</u>

PROJECT FINANCING

State Share
This Project \$ 2,558,969.00
District Share
Cash Contribution 2,558,969.00
Financial Hardship
Total Project Cost \$ 5,117,938.00

HISTORY OF PROJECT COST AND APPORTIONMENT

	Fund Code	Proposition	Previously Authorized	Authorized This Action	State Apportionment This Action
State Share					
New Construction/Add. Grant	951-500	51	\$ 2,558,969.00	\$ (2,558,969.00)	
New Construction/Add. Grant	051-500	51		2,558,969.00	\$ 2,558,969.00
District Share					
Cash Contribution			<u>2,558,969.00</u>		
Total			\$ <u>5,117,938.00</u>	\$ <u>0.00</u>	\$ <u>2,558,969.00</u>

Funding Source: Proposition 51 Bonds/2016-Nov.

Pursuant to the Board's action on September 25, 2019, the District is required to submit a complete *Fund Release Authorization* (Form SAB 50-05) on or before December 24, 2019, otherwise, the apportionment will be rescinded without further Board action and will receive a new Unfunded Approval date of December 24, 2019.

The Form SAB 50-05 submittal must contain an original signature from a designated District Representative and must be physically received by the Office of Public School Construction at 707 Third Street, West Sacramento, CA 95605 prior to the close of business on December 24, 2019.

The District shall ensure that it is in compliance with all applicable laws, regulations and certifications it made on the program forms.

Based on the Board's action on June 5, 2017, this project is subject to the Grant Agreement submittal pursuant to School Facility Program Regulation Section 1859.90.4.

The District is responsible for ensuring that the project is compliant with all Prevailing Wage Monitoring and/or Labor Compliance Program requirements at the time construction contracts were executed and/or construction commenced.

SCHOOL DISTRICT DATA

Application No: 50/75408-00-001	County: Fresno
School District: Riverdale Joint Unified	School Name: Riverdale High

PROJECT DATA

Type of Project: Elementary School

K-6:	135
7-8:	
9-12:	

Non-Severe:

Severe:

Application Filing Basis: District Wide

Number of Classrooms: 5

Master Acres: 29.1

Existing Acres: 22.6

Proposed Acres:

Recommended Acres: 29.1

Facility Hardship (a): No

Financial Hardship Requested: No

Alternative Education School: No

Addition to Existing Site: Yes

ADJUSTED GRANT DATA

New Construction Grant	\$ 1,646,595.00
Project Assistance	7,460.00
Fire Detection Alarm	2,025.00
Service Site	138,802.00
Utilities	46,891.00
Small Size Project	65,864.00
Total State Share (50%)	1,907,637.00
District Share (50%)	1,907,637.00
Total Project Cost	\$ 3,815,274.00

PROJECT FINANCING

State Share

This Project **\$** 1,907,637.00

District Share

Cash Contribution 1,907,637.00

Financial Hardship

Total Project Cost **\$ 3,815,274.00**

HISTORY OF PROJECT COST AND APPORTIONMENT

	Fund Code	Proposition	Previously Authorized	Authorized This Action	State Apportionment This Action
<u>State Share</u>					
New Construction/Add. Grant	951-500	51	\$ 1,907,637.00	\$ 1,907,637.00	
New Construction/Add. Grant	051-500	51		(1,907,637.00)	\$ 1,907,637.00
<u>District Share</u>					
Cash Contribution			1,907,637.00		
Total			\$ 3,815,274.00	\$ 0.00	\$ 1,907,637.00

Funding Source: Proposition 51 Bonds/2016-Nov.

Pursuant to the Board's action on September 25, 2019, the District is required to submit a complete *Fund Release Authorization* (Form SAB 50-05) on or before December 24, 2019; otherwise, the apportionment will be rescinded without further Board action and will receive a new Unfunded Approval date of December 24, 2019.

The Form SAB 50-05 submittal must contain an original signature from a designated District Representative and must be physically received by the Office of Public School Construction at 707 Third Street, West Sacramento, CA 95605 prior to the close of business on December 24, 2019.

The District shall ensure that it is in compliance with all applicable laws, regulations and certifications it made on the program forms.

This project is a Use of Grants under Regulation Section 1859.77.3(b).

Based on the Board's action on June 5, 2017, this project is subject to the Grant Agreement submittal pursuant to School Facility Program Regulation Section 1859.90.4.

The District is responsible for ensuring that the project is compliant with Prevailing Wage Monitoring and/or Labor Compliance Program requirements at the time construction contracts are executed and/or construction commenced.

SCHOOL DISTRICT DATA

Application No: 57/68130-00-022	County: San Diego
School District: Grossmont Union High	School Name: Monte Vista High

PROJECT DATA

Type of Project: High School	Application Filing Basis: Site Specific
Pupils Assigned Under 50 Yrs:	Pupils Assigned Over 50 Yrs:
K-6:	K-6:
7-8:	7-8:
9-12:	9-12:
Non-Severe:	Non-Severe:
Severe:	Severe: 15
Financial Hardship Requested: No	Recommended Acres: 47
Alternative Education School: No	Existing Acres: 41.5

ADJUSTED GRANT DATA

Modernization Grant - Over 50 Yrs	\$ 308,475.00
Fire Detection Alarm	6,225.00
Small Size Project	37,017.00
Accessibility/Fire Code Req.	9,254.00
Total State Share (60%)	360,971.00
District Share (40%)	240,647.00
Total Project Cost	\$ 601,618.00

PROJECT FINANCING

<u>State Share</u>	
This Project	\$ 360,971.00
<u>District Share</u>	
Cash Contribution	240,647.00
Financial Hardship	
Total Project Cost	\$ 601,618.00

HISTORY OF PROJECT COST AND APPORTIONMENT

	Fund Code	Proposition	Previously Authorized	Authorized This Action	State Apportionment This Action
<u>State Share</u>					
Modernization/Additional Grant	951-570	51	\$ 360,971.00	\$ (360,971.00)	
Modernization/Additional Grant	051-570	51		360,971.00	\$ 360,971.00
<u>District Share</u>					
Cash Contribution			240,647.00		
Total			\$ 601,618.00	\$ 0.00	\$ 360,971.00

Funding Source: Proposition 51 Bonds/2016-Nov.

Pursuant to the Board's action on September 25, 2019, the District is required to submit a complete *Fund Release Authorization* (Form SAB 50-05) on or before December 24, 2019, otherwise, the apportionment will be rescinded without further Board action and will receive a new Unfunded Approval date of December 24, 2019.

The Form SAB 50-05 submittal must contain an original signature from a designated District Representative and must be physically received by the Office of Public School Construction at 707 Third Street, West Sacramento, CA 95605 prior to the close of business on December 24, 2019.

The District shall ensure that it is in compliance with all applicable laws, regulations and certifications it made on the program forms.

Based on the Board's action on June 5, 2017, this project is subject to the Grant Agreement submittal pursuant to School Facility Program Regulation Section 1859.90.4.

The District is responsible for ensuring that the project is compliant with Prevailing Wage Monitoring and/or Labor Compliance Program requirements at the time construction contracts are executed and/or construction commenced.

SCHOOL DISTRICT DATA

Application No: 57/71811-00-003 County: Tulare
 School District: Alta Vista Elementary School Name: Alta Vista Elementary

PROJECT DATA

Type of Project: Middle School Application Filing Basis: Site Specific
 Pupils Assigned Under 50 Yrs: K-6: 177
 7-8: 84
 9-12:
 Non-Severe:
 Severe:
 Financial Hardship Requested: Yes

GRANT DATA

<u>Estimated Total Grant</u>		<u>Separate Design Grant</u>	
Modernization Grant	\$ 1,234,596.00	Total Design (25% of Grant) \$	308,649.00
Total State Share (60%)	1,234,596.00	Design State Share (60%)	185,189.00
Total District Share (40%)	823,064.00	Design District Share (40%)	123,460.00
Total Estimated Grant	<u>\$ 2,057,660.00</u>	District Cash Contribution \$	6,448.00
		Financial Hardship \$	117,012.00

DESIGN PROJECT FINANCING

<u>State Share</u>	
Modernization Design	\$ 185,189.00
<u>District Share</u>	
Cash Contribution	6,448.00
Financial Hardship	117,012.00
Total Design Cost	<u>\$ 308,649.00</u>

HISTORY OF PROJECT COST AND APPORTIONMENT

	Fund Code	Proposition	Previously Authorized	Authorized This Action	State Apportionment This Action
<u>State Share</u>					
Modernization Design Grant	951-570	51	\$ 185,189.00	\$ (185,189.00)	
Modernization Design Grant	051-570	51		185,189.00	\$ 185,189.00
<u>District Share</u>					
Cash Contribution			6,448.00		
Financial Hardship	951-570	51	117,012.00	(117,012.00)	
Financial Hardship	051-570	51		117,012.00	117,012.00
Total			<u>\$ 308,649.00</u>	<u>\$ 0.00</u>	<u>\$ 302,201.00</u>

Funding Source: Proposition 51 Bonds/2016-Nov.

Pursuant to the Board's action on September 25, 2019, the District is required to submit a complete *Fund Release Authorization* (Form SAB 50-05) on or before December 24, 2019, otherwise, the apportionment will be rescinded without further Board action and will receive a new Unfunded Approval date of December 24, 2019.

The Form SAB 50-05 submittal must contain an original signature from a designated District Representative and must be physically received by the Office of Public School Construction at 707 Third Street, West Sacramento, CA 95605 prior to the close of business on December 24, 2019.

The District shall ensure that it is in compliance with all applicable laws, regulations and certifications it made on the program forms.

Based on the Board's action on June 5, 2017, this project is subject to the Grant Agreement submittal pursuant to School Facility Program Regulation Section 1859.90.4.

The District is responsible for ensuring that the project is compliant with Prevailing Wage Monitoring and/or Labor Compliance Program requirements at the time construction contracts are executed and/or construction commenced.

SAB Meeting: September 25, 2019

**Charter School Facilities Program
New Construction Preliminary Apportionment**

SCHOOL DISTRICT DATA

Application No	54/64733-00-103	County	Los Angeles
School District	Los Angeles Unified	Charter School	Bright Star Schools
		School Name	Rise Kohyang Middle

PROJECT DATA

Type of Project:	Middle School	
Pupils Assigned	K-6:	150
	7-8:	300
	9-12:	
	Non-Severe:	
	Severe:	
	Non-Toilet sq. ft.:	
	Toilet sq. ft.:	
Application Filing Basis:	Charter	
Number of Classrooms:	18	
Master Plan Acres:		
Existing Acres:		
Proposed Acres:	3.00	
Recommended Acres:	8.10	

PRELIMINARY GRANT DATA

Charter School Base Grant	\$ 5,733,000.00
Site Acquisition	7,767,000.00
Total State Project Share (50%)	13,500,000.00
CSFA Lease-Payment Amount	13,500,000.00
Charter School Cash Contribution	0.00
Total Project Cost	\$ <u>27,000,000.00</u>

PROJECT FINANCING

State Share	
This Project	\$ 13,500,000.00
Charter School Share	
CSFA Lease Amount	13,500,000.00
Cash Contribution	
Total Project Cost	\$ <u>27,000,000.00</u>

HISTORY OF PROJECT COST AND APPORTIONMENT

	Fund Code	Proposition	Previously Authorized	Authorized This Action	State Apportionment This Action
State Share					
Charter School Grant	947-510	47	\$ 334,359.00	\$	
Charter School Grant	955-540	55	1,977,465.00		
Charter School Grant	957-540	1D	11,188,176.00	(8,340,300.00)	
Charter School Grant	057-540	1D		8,340,300.00	8,340,300.00
Charter School Share					
CSFA Lease Amount	947-510	47	334,359.00		
CSFA Lease Amount	955-540	55	1,977,465.00		
CSFA Lease Amount	957-540	1D	11,188,176.00	(8,340,300.00)	
CSFA Lease Amount	057-540	1D		8,340,300.00	8,340,300.00
Total Project Cost			\$ <u>27,000,000.00</u>	\$ <u>0.00</u>	\$ <u>16,680,600.00</u>

Funding Sources: Proposition 47 Bonds/2002-Nov.; Proposition 55 Bonds/2004-Mar.; Proposition 1D Bonds/2006-Nov.

Pursuant to the Board's action on September 25, 2019, the Applicant is required to submit a complete Fund Release Authorization (Form SAB 50-05) on or before December 24, 2019 for the design advance and on or before March 23, 2020 for the site advance; otherwise, the apportionment will be rescinded without further Board action and will receive a new Unfunded Approval date of December 24, 2019 for the design advance and March 23, 2020 for the site advance.

The Form SAB 50-05 submittal must contain an original signature from a designated District or Charter School Representative, depending on the Applicant, and must be physically received by the Office of Public School Construction at 707 Third Street, West Sacramento, CA 95605 prior to the close of business on December 24, 2019 for the design advance and March 23, 2020 for the site advance.

The Applicant shall ensure that it is in compliance with all applicable laws, regulations and certifications it made on the program forms.

Based on the Board's action on June 5, 2017, this project is subject to the Grant Agreement submittal pursuant to School Facility Program Regulation Section 1859.90.4.

The Applicant is responsible for ensuring that the project is compliant with Prevailing Wage Monitoring and/or Labor Compliance Program requirements at the time construction contracts are executed and/or construction commenced.

The Applicant is receiving \$1,146,600 in advance design funding and \$15,534,000 in advance site funding for a total of \$16,680,600.

The Multilevel, Department of Toxic Substances Control, Site Development, General Site and Urban/Security/Impacted Site grants and Inflation Factor were removed, and Site Acquisition was reduced from \$8,381,159 to \$7,767,000 as requested by the Applicant for purposes of financial soundness.

SCHOOL DISTRICT DATA

Application No	54/61259-00-004	County	Alameda
School District	Oakland Unified	Charter School	Education for Change
		School Name	Lazear Charter Academy

PROJECT DATA

Type of Project:	Middle School
Pupils Assigned	
K-6:	132
7-8:	
9-12:	
Non-Severe:	
Severe:	
Non-Toilet sq. ft.:	24,262
Toilet sq. ft.:	1,345
Application Filing Basis:	Charter
Number of Classrooms:	18
Master Plan Acres:	
Existing Acres:	3.99
Proposed Acres:	
Recommended Acres:	12.7

PRELIMINARY GRANT DATA

CSFP Rehabilitation Grant	\$	5,335,255.00
Urban/Security/Impacted Site		1,308,407.00
Fire/Access		<u>160,058.00</u>
Total State Project Share (50%)		6,803,720.00
CSFA Lease-Payment Amount		6,803,720.00
Charter School Cash Contribution		<u>0.00</u>
Total Project Cost	\$	<u>13,607,440.00</u>

PROJECT FINANCING

State Share	
This Project	\$ 6,803,720.00
Charter School Share	
CSFA Lease Amount	6,803,720.00
Cash Contribution	
Total Project Cost	\$ <u>13,607,440.00</u>

HISTORY OF PROJECT COST AND APPORTIONMENT

	Fund Code	Proposition	Previously Authorized	Authorized This Action	State Apportionment This Action
State Share					
Charter School Grant	955-540	55	\$ 6,192,639.10	\$ (6,192,639.10)	
Charter School Grant	055-540	55	611,080.90	6,192,639.10	\$ 6,192,639.10
Charter School Share					
CSFA Lease Amount	955-540	55	6,192,639.10	(6,192,639.10)	
CSFA Lease Amount	055-540	55	611,080.90	6,192,639.10	6,192,639.10
Cash Contribution					
Total Project Cost			\$ <u>13,607,440.00</u>	\$ <u>0.00</u>	\$ <u>12,385,278.20</u>

Funding Source: Proposition 55 Bonds/2004-March

Pursuant to the Board's action on September 25, 2019, the Applicant is required to submit a complete Fund Release Authorization (Form SAB 50-05) on or before December 24, 2019; otherwise, the apportionment will be rescinded without further Board action and will receive a new Unfunded Approval date of December 24, 2019.

The Form SAB 50-05 submittal must contain an original signature from a designated District or Charter School Representative, depending on the Applicant, and must be physically received by the Office of Public School Construction at 707 Third Street, West Sacramento, CA 95605 prior to the close of business on December 24, 2019.

The District shall ensure that it is in compliance with all applicable laws, regulations and certifications it made on the program forms.

Based on the Board's action on June 5, 2017, this project is subject to the Grant Agreement submittal pursuant to School Facility Program Regulation Section 1859.90.4.

The District is responsible for ensuring that the project is compliant with Prevailing Wage Monitoring and/or Labor Compliance Program requirements at the time construction contracts are executed and/or construction commenced.

The Charter School previously received \$1,222,161.80 for advance design costs.

This project reduces the modernization eligibility at the site by 132 K-6 pupil grants.

SCHOOL DISTRICT DATA

Application No 54/61259-13-003
School District Oakland Unified

County Alameda
Charter School Education for Change
School Name Lazear Charter Academy

PROJECT DATA

Type of Project: Middle School
Pupils Assigned
 K-6:
 7-8:
 9-12:
 Non-Severe:
 Severe:

 Non-Toilet sq. ft.: 3,794
 Toilet sq. ft.: 56

Application Filing Basis: Charter
Number of Classrooms: 5
Master Plan Acres:
Existing Acres: 3.99
Proposed Acres:
Recommended Acres: 12.7

PROJECT FINANCING

State Share
This Project \$ 1,000,607.00
Charter School Share
CSFA Lease Amount 1,000,607.00
Cash Contribution
Total Project Cost \$ 2,001,214.00

PRELIMINARY GRANT DATA

CSFP Rehabilitation Grant	\$ 778,904.00
Urban/Security/Impacted Site	198,336.00
Fire/Access	<u>23,367.00</u>
Total State Project Share (50%)	1,000,607.00
CSFA Lease-Payment Amount	1,000,607.00
Charter School Cash Contribution	<u>0.00</u>
Total Project Cost	\$ <u>2,001,214.00</u>

HISTORY OF PROJECT COST AND APPORTIONMENT

	Fund Code	Proposition	Previously Authorized	Authorized This Action	State Apportionment This Action
State Share					
Charter School Grant	951-540	51	\$ 877,948.60	\$ (877,948.60)	
Charter School Grant	051-540	51	122,658.40	877,948.60	\$ 877,948.60
Charter School Share					
CSFA Lease Amount	951-544	51	877,948.60	(877,948.60)	
CSFA Lease Amount	051-544	51	122,658.40	877,948.60	877,948.60
Cash Contribution					
Total Project Cost			<u>\$ 2,001,214.00</u>	<u>\$ 0.00</u>	<u>\$ 1,755,897.20</u>

Funding Source: Proposition 51 Bonds/2016-Nov.

Pursuant to the Board's action on September 25, 2019, the Applicant is required to submit a complete Fund Release Authorization (Form SAB 50-05) on or before December 24, 2019; otherwise, the apportionment will be rescinded without further Board action and will receive a new Unfunded Approval date of December 24, 2019.

The Form SAB 50-05 submittal must contain an original signature from a designated District or Charter School Representative, depending on the Applicant, and must be physically received by the Office of Public School Construction at 707 Third Street, West Sacramento, CA 95605 prior to the close of business on December 24, 2019.

The District shall ensure that it is in compliance with all applicable laws, regulations and certifications it made on the program forms.

Based on the Board's action on June 5, 2017, this project is subject to the Grant Agreement submittal pursuant to School Facility Program Regulation Section 1859.90.4.

The District is responsible for ensuring that the project is compliant with Prevailing Wage Monitoring and/or Labor Compliance Program requirements at the time construction contracts are executed and/or construction commenced.

The Charter School previously received \$245,316.80 for advance design costs.

SCHOOL DISTRICT DATA

Application No: 54/61259-13-004 School District: Oakland Unified High School Attendance Area: Fremont	County: Alameda School Name: Lazear Charter Academy Charter School: Education for Change
--	---

PROJECT DATA

Type of Project:	Middle School
K-6:	25
7-8:	27
9-12:	
Non-Severe:	
Severe:	
Application Filing Basis:	High School Attendance Area
Applicant:	Charter School
Number of Classrooms:	2
Master Acres:	12.4
Existing Acres:	3.99
Proposed Acres:	
Recommended Acres:	12.7
Facility Hardship (a):	No
Financial Hardship Requested:	No
Alternative Education School:	No
Addition to Existing Site:	Yes

ADJUSTED GRANT DATA

New Construction Grant	\$	653,252.00
Fire Detection Alarm		915.00
Service Site		72,349.00
Utilities		3,412.00
Total State Share (50%)		729,928.00
Charter Share (50%)		729,928.00
Total Project Cost	\$	1,459,856.00

PROJECT FINANCING

State Share	
This Project	\$ 729,928.00
Charter Share	
Cash Contribution	
CSFP Lease Amount	729,928.00
Total Project Cost	\$ 1,459,856.00

HISTORY OF PROJECT COST AND APPORTIONMENT

	Fund Code	Proposition		Previously Authorized	Authorized This Action	State Apportionment This Action
State Share						
New Construction/Add. Grant	951-540	51	\$	599,181.80	\$ (599,181.80)	
New Construction/Add. Grant	051-540	51		130,746.20	599,181.80	\$ 599,181.80
District Share						
CSFP Lease Amount	951-544	51		599,181.80	(599,181.80)	
CSFP Lease Amount	051-544	51		130,746.20	599,181.80	599,181.80
Total			\$	1,459,856.00	\$ 0.00	\$ 1,198,363.60

Funding Source: Proposition 51 Bonds/2016-Nov.

Pursuant to the Board's action on September 25, 2019, the Applicant is required to submit a complete Fund Release Authorization (Form SAB 50-05) on or before December 24, 2019; otherwise, the apportionment will be rescinded without further Board action and will receive a new Unfunded Approval date of December 24, 2019.

The Form SAB 50-05 submittal must contain an original signature from a designated District or Charter School Representative, depending on the Applicant, and must be physically received by the Office of Public School Construction at 707 Third Street, West Sacramento, CA 95605 prior to the close of business on December 24, 2019.

The Applicant shall ensure that it is in compliance with all applicable laws, regulations and certifications it made on the program forms.

Based on the Board's action on June 5, 2017, this project is subject to the Grant Agreement submittal pursuant to School Facility Program Regulation Section 1859.90.4.

The Applicant is responsible for ensuring that the project is compliant with Prevailing Wage Monitoring and/or Labor Compliance Program requirements at the time construction contracts are executed and/or construction commenced.

The Applicant previously received \$261,492.40 for advance design costs.

APPLICANT DATA

Application No: 55/63685-00-001 County: Kern Applicant: Muroc Joint Unified	Site Name: Desert Junior-Senior High Industry Sector: Arts, Media, and Entertainment Pathway: Production and Managerial Arts
--	---

PROJECT DATA

Type of Project:	New Construction
Reservation of Funds:	N
Loan Requested:	N
Qualifying SFP Project:	n/a
Number of CTE Classrooms:	3
SFP Classroom Allowance Deduction:	n/a

GRANT DATA

Eligible Project Costs (50%)	
Construction:	\$ 2,925,259.00
Equipment:	-
Site Development:	67,281.00
Project Assistance:	\$7,460.00
SFP Deduction:	0.00
Total State Share (50%)	3,000,000.00
District Share (50%)	3,000,000.00
Total Project Costs	\$ 6,000,000.00

HISTORY OF PROJECT COST AND APPORTIONMENT

	Fund Code	Proposition	Previously Authorized	Authorized this Action	State Apportionment this Action
State Share (50%)					
This Project	951-600	51	\$ 3,000,000.00	\$ (3,000,000.00)	
This Project	051-600	51		3,000,000.00	\$ 3,000,000.00
District Share (50%)					
Cash Contribution			3,000,000.00		
Total Project Cost			\$ 6,000,000.00	\$ 0.00	\$ 3,000,000.00

Funding Source: Proposition 51 Bonds/2016-Nov.

Pursuant to the Board's action on September 25, 2019, the District is required to submit a complete Fund Release Authorization (Form SAB 50-05) on or before December 24, 2019; otherwise, the apportionment will be rescinded without further Board action and will receive a new Unfunded Approval date of December 24, 2019.

The Form SAB 50-05 submittal must contain an original signature from a designated District Representative and must be physically received by the Office of Public School Construction at 707 Third Street, West Sacramento, CA 95605 prior to the close of business on December 24, 2019.

Based on the Board's action on June 5, 2017, this project is subject to the Grant Agreement pursuant to School Facility Program Regulation Section 1859.90.4.

Pursuant to School Facility Program Regulation Section 1859.199, the State portion of any and all project savings realized from the funding of a Career Technical Education Facilities Program Project must be returned to the State.

The Applicant shall ensure that it is in compliance with all applicable laws, regulations and certifications it made on the program forms.

The Applicant is responsible for ensuring that the project is compliant with Prevailing Wage Monitoring and/or Labor Compliance Program requirements at the time construction contracts are executed and/or construction commenced.

APPLICANT DATA

Application No: 55/63685-00-002	Site Name: Desert Junior-Senior High
County: Kern	Industry Sector: Transportation
Applicant: Muroc Joint Unified	Pathway: Operations

PROJECT DATA

Type of Project:	New Construction
Reservation of Funds:	N
Loan Requested:	N
Qualifying SFP Project:	n/a
Number of CTE Classrooms:	3
SFP Classroom Allowance Deduction:	n/a

GRANT DATA

Eligible Project Costs (50%)	
Construction:	\$ 2,601,946.00
Equipment:	-
Site Development:	390,594.00
Project Assistance:	\$7,460.00
SFP Deduction:	0.00
Total State Share (50%)	3,000,000.00
District Share (50%)	3,000,000.00
Total Project Costs	\$ 6,000,000.00

HISTORY OF PROJECT COST AND APPORTIONMENT

	Fund Code	Proposition	Previously Authorized	Authorized this Action	State Apportionment this Action
State Share (50%)					
This Project	951-600	51	\$ 3,000,000.00	\$ (3,000,000.00)	
This Project	051-600	51		3,000,000.00	\$ 3,000,000.00
District Share (50%)					
Cash Contribution			3,000,000.00		
Total Project Cost			\$ 6,000,000.00	\$ 0.00	\$ 3,000,000.00

Funding Source: Proposition 51 Bonds/2016-Nov.

Pursuant to the Board's action on September 25, 2019, the District is required to submit a complete Fund Release Authorization (Form SAB 50-05) on or before December 24, 2019; otherwise, the apportionment will be rescinded without further Board action and will receive a new Unfunded Approval date of December 24, 2019.

The Form SAB 50-05 submittal must contain an original signature from a designated District Representative and must be physically received by the Office of Public School Construction at 707 Third Street, West Sacramento, CA 95605 prior to the close of business on December 24, 2019.

Based on the Board's action on June 5, 2017, this project is subject to the Grant Agreement pursuant to School Facility Program Regulation Section 1859.90.4.

Pursuant to School Facility Program Regulation Section 1859.199, the State portion of any and all project savings realized from the funding of a Career Technical Education Facilities Program Project must be returned to the State.

The Applicant shall ensure that it is in compliance with all applicable laws, regulations and certifications it made on the program forms.

The Applicant is responsible for ensuring that the project is compliant with Prevailing Wage Monitoring and/or Labor Compliance Program requirements at the time construction contracts are executed and/or construction commenced.

APPLICANT DATA

Application No: 55/76455-00-001 County: Siskiyou Applicant: Scott Valley Unified	Site Name: Etna Union Senior High Industry Sector: Agriculture and Natural Resources Pathway: Agricultural Mechanics
---	---

PROJECT DATA

Type of Project:	New Construction
Reservation of Funds:	Y
Loan Requested:	N
Qualifying SFP Project:	n/a
Number of CTE Classrooms:	3
SFP Classroom Allowance Deduction:	n/a

GRANT DATA

Eligible Project Costs (50%)	
Construction:	\$ 475,000.00
Equipment:	-
Site Development:	25,000.00
SFP Deduction:	0.00
Total State Share (50%)	500,000.00
District Share (50%)	500,000.00
Total Project Costs	\$ 1,000,000.00

HISTORY OF PROJECT COST AND APPORTIONMENT

	Fund Code	Proposition	Previously Authorized	Authorized this Action	State Apportionment this Action
State Share (50%)					
This Project	951-600	51	\$ 500,000.00	\$ (500,000.00)	
Thos Project	051-600	51		500,000.00	\$ 500,000.00
District Share (50%)					
Cash Contribution			500,000.00		
Total Project Cost			\$ 1,000,000.00	\$ 0.00	\$ 500,000.00

Funding Source: Proposition 51 Bonds/2016-Nov.

This application is approved as a Reservation of Funds. Pursuant to School Facility Program Regulation Section 1859.197, the Applicant is required to submit the necessary California Department of Education plan approval and the Division of the State Architect approved plans and specifications to the Office of Public School Construction by September 24, 2020. If the required documents are not physically received by this date, the Apportionment shall be rescinded without further Board action.

The applicant must submit a valid, complete Fund Release Authorization (Form SAB 50-05) within 90 days of the Office of Public School Construction's receipt of the Division of the State Architect approved plans and specifications and the California Department of Education plan approval. The Form SAB 50-05 submittal must contain an original signature from an authorized District Representative and must be physically received by the Office of Public School Construction at 707 Third Street, West Sacramento, CA 95605 prior to the close of business on the 90th day.

Pursuant to School Facility Program Regulation Section 1859.90.4, the applicant is required to submit a signed Grant Agreement for the project prior to or concurrent with a request for the release of funds.

Pursuant to School Facility Program Regulation Section 1859.199, the State portion of any and all project savings realized from the funding of a Career Technical Education Facilities Program project must be returned to the State.

The Applicant shall ensure that it is in compliance with all applicable laws, regulations and certifications it made on the program forms.

The Applicant is responsible for ensuring that the project is compliant with Prevailing Wage Monitoring and/or Labor Compliance Program requirements at the time construction contracts are executed and/or construction commenced.

APPLICANT DATA

Application No: 59/68478-13-002	Site Name: Balboa High
County: San Francisco	Industry Sector: Arts, Media, and Entertainment
Applicant: San Francisco Unified	Pathway: Design, Visual, and Media Arts

PROJECT DATA

Type of Project:	Modernization
Reservation of Funds:	Y
Loan Requested:	N
Qualifying SFP Project:	n/a
Number of CTE Classrooms:	3
SFP Classroom Allowance Deduction:	n/a

GRANT DATA

Eligible Project Costs (50%)	
Construction:	\$ 1,382,697.00
Equipment:	50,740.00
Site Development:	-
SFP Deduction:	0.00
Total State Share (50%)	1,433,437.00
District Share (50%)	1,433,437.00
Total Project Costs	\$ 2,866,874.00

HISTORY OF PROJECT COST AND APPORTIONMENT

	Fund Code	Proposition	Previously Authorized	Authorized this Action	State Apportionment this Action
State Share (50%)					
This Project	951-600	51	\$ 1,433,437.00	\$ (1,433,437.00)	
This Project	051-600	51		1,433,437.00	\$ 1,433,437.00
District Share (50%)					
Cash Contribution			1,433,437.00		
Total Project Cost			\$ 2,866,874.00	\$ 0.00	\$ 1,433,437.00

Funding Source: Proposition 51 Bonds/2016-Nov.

This application is approved as a Reservation of Funds. Pursuant to School Facility Program Regulation Section 1859.197, the Applicant is required to submit the necessary California Department of Education plan approval and the Division of the State Architect approved plans and specifications to the Office of Public School Construction by September 24, 2020. If the required documents are not physically received by this date, the Apportionment shall be rescinded without further Board action.

The applicant must submit a valid, complete Fund Release Authorization (Form SAB 50-05) within 90 days of the Office of Public School Construction's receipt of the Division of the State Architect approved plans and specifications and the California Department of Education plan approval. The Form SAB 50-05 submittal must contain an original signature from an authorized District Representative and must be physically received by the Office of Public School Construction at 707 Third Street, West Sacramento, CA 95605 prior to the close of business on the 90th day.

Pursuant to School Facility Program Regulation Section 1859.90.4, the applicant is required to submit a signed Grant Agreement for the project prior to or concurrent with a request for the release of funds.

Pursuant to School Facility Program Regulation Section 1859.199, the State portion of any and all project savings realized from the funding of a Career Technical Education Facilities Program project must be returned to the State.

The Applicant shall ensure that it is in compliance with all applicable laws, regulations and certifications it made on the program forms.

The Applicant is responsible for ensuring that the project is compliant with Prevailing Wage Monitoring and/or Labor Compliance Program requirements at the time construction contracts are executed and/or construction commenced.

APPLICANT DATA

Application No: 55/65243-00-006	Site Name: Matilda Torres High
County: Madera	Industry Sector: Manufacturing and Product Development
Applicant: Madera Unified	Pathway: Product Innovation and Design

PROJECT DATA

Type of Project:	New Construction
Reservation of Funds:	N
Loan Requested:	N
Qualifying SFP Project:	50/65243-00-011
Number of CTE Classrooms:	3
SFP Classroom Allowance Deduction:	\$573,120.00

GRANT DATA

Eligible Project Costs (50%)	
Construction:	\$ 2,763,979.00
Equipment:	15,950.00
Site Development:	-
SFP Deduction:	(573,120.00)
Total State Share (50%)	2,206,809.00
District Share (50%)	2,206,809.00
Total Project Costs	\$ 4,413,618.00

HISTORY OF PROJECT COST AND APPORTIONMENT

	Fund Code	Proposition	Previously Authorized	Authorized this Action	State Apportionment this Action
State Share (50%)					
This Project	951-600	51	\$ 2,206,809.00	\$ (2,206,809.00)	
This Project	051-600	51		2,206,809.00	\$ 2,206,809.00
District Share (50%)					
Cash Contribution			2,206,809.00		
Total Project Cost			\$ 4,413,618.00	\$ 0.00	\$ 2,206,809.00

Funding Source: Proposition 51 Bonds/2016-Nov.

Pursuant to the Board's action on September 25, 2019, the District is required to submit a complete Fund Release Authorization (Form SAB 50-05) on or before December 24, 2019; otherwise, the apportionment will be rescinded without further Board action and will receive a new Unfunded Approval date of December 24, 2019.

The Form SAB 50-05 submittal must contain an original signature from a designated District Representative and must be physically received by the Office of Public School Construction at 707 Third Street, West Sacramento, CA 95605 prior to the close of business on December 24, 2019.

Based on the Board's action on June 5, 2017, this project is subject to the Grant Agreement pursuant to School Facility Program Regulation Section 1859.90.4.

Pursuant to School Facility Program Regulation Section 1859.199, the State portion of any and all project savings realized from the funding of a Career Technical Education Facilities Program Project must be returned to the State.

Pursuant to SFP Regulation Sections 1859.193 and 1859.193.1, the District has combined this application with a qualifying SFP application.

The Applicant shall ensure that it is in compliance with all applicable laws, regulations and certifications it made on the program forms.

The Applicant is responsible for ensuring that the project is compliant with Prevailing Wage Monitoring and/or Labor Compliance Program requirements at the time construction contracts are executed and/or construction commenced.

APPLICANT DATA

Application No:	55/65243-00-007	Site Name:	Matilda Torres High
County:	Madera	Industry Sector:	Health Science and Medical Technology
Applicant:	Madera Unified	Pathway:	Patient Care Mental and Behavioral Health

PROJECT DATA

Type of Project:	New Construction
Reservation of Funds:	N
Loan Requested:	N
Qualifying SFP Project:	50/65243-00-011
Number of CTE Classrooms:	4
SFP Classroom Allowance Deduction:	\$764,160.00

GRANT DATA

Eligible Project Costs (50%)	
Construction:	\$ 1,388,102.00
Equipment:	74,020.00
Site Development:	-
SFP Deduction:	(764,160.00)
Total State Share (50%)	697,962.00
District Share (50%)	697,962.00
Total Project Costs	\$ 1,395,924.00

HISTORY OF PROJECT COST AND APPORTIONMENT

	Fund Code	Proposition	Previously Authorized	Authorized this Action	State Apportionment this Action
State Share (50%)					
This Project	951-600	51	\$ 697,962.00	\$ (697,962.00)	
This Project	051-600	51		697,962.00	\$ 697,962.00
District Share (50%)					
Cash Contribution			697,962.00		
Total Project Cost			\$ 1,395,924.00	\$ 0.00	\$ 697,962.00

Funding Source: Proposition 51 Bonds/2016-Nov.

Pursuant to the Board's action on September 25, 2019, the District is required to submit a complete Fund Release Authorization (Form SAB 50-05) on or before December 24, 2019; otherwise, the apportionment will be rescinded without further Board action and will receive a new Unfunded Approval date of December 24, 2019.

The Form SAB 50-05 submittal must contain an original signature from a designated District Representative and must be physically received by the Office of Public School Construction at 707 Third Street, West Sacramento, CA 95605 prior to the close of business on December 24, 2019.

Based on the Board's action on June 5, 2017, this project is subject to the Grant Agreement pursuant to School Facility Program Regulation Section 1859.90.4.

Pursuant to School Facility Program Regulation Section 1859.199, the State portion of any and all project savings realized from the funding of a Career Technical Education Facilities Program Project must be returned to the State.

Pursuant to SFP Regulation Sections 1859.193 and 1859.193.1, the District has combined this application with a qualifying SFP application.

The Applicant shall ensure that it is in compliance with all applicable laws, regulations and certifications it made on the program forms.

The Applicant is responsible for ensuring that the project is compliant with Prevailing Wage Monitoring and/or Labor Compliance Program requirements at the time construction contracts are executed and/or construction commenced.

APPLICANT DATA

Application No:	55/71639-00-002	Site Name:	Red Bluff High
County:	Tehama	Industry Sector:	Agriculture and Natural Resources
Applicant:	Red Bluff Joint Union High	Pathway:	Agricultural Business Agricultural Mechanics Agriscience Animal Science Ornamental Horticulture

PROJECT DATA

Type of Project:	New Construction
Reservation of Funds:	N
Loan Requested:	N
Qualifying SFP Project:	n/a
Number of CTE Classrooms:	4
SFP Classroom Allowance Deduction:	n/a

GRANT DATA

Eligible Project Costs (50%)	
Construction:	\$ 2,712,964.00
Equipment:	202,773.00
Site Development:	84,263.00
SFP Deduction:	0.00
Total State Share (50%)	3,000,000.00
District Share (50%)	3,000,000.00
Total Project Costs	\$ 6,000,000.00

HISTORY OF PROJECT COST AND APPORTIONMENT

	Fund Code	Proposition	Previously Authorized	Authorized this Action	State Apportionment this Action
State Share (50%)					
This Project	951-600	51	\$ 3,000,000.00	\$ (3,000,000.00)	
This Project	051-600	51		3,000,000.00	\$ 3,000,000.00
District Share (50%)					
Cash Contribution			3,000,000.00		
Total Project Cost			\$ 6,000,000.00	\$ 0.00	\$ 3,000,000.00

Funding Source: Proposition 51 Bonds/2016-Nov.

Pursuant to the Board's action on September 25, 2019, the District is required to submit a complete Fund Release Authorization (Form SAB 50-05) on or before December 24, 2019; otherwise, the apportionment will be rescinded without further Board action and will receive a new Unfunded Approval date of December 24, 2019.

The Form SAB 50-05 submittal must contain an original signature from a designated District Representative and must be physically received by the Office of Public School Construction at 707 Third Street, West Sacramento, CA 95605 prior to the close of business on December 24, 2019.

Based on the Board's action on June 5, 2017, this project is subject to the Grant Agreement pursuant to School Facility Program Regulation Section 1859.90.4.

Pursuant to School Facility Program Regulation Section 1859.199, the State portion of any and all project savings realized from the funding of a Career Technical Education Facilities Program Project must be returned to the State.

The Applicant shall ensure that it is in compliance with all applicable laws, regulations and certifications it made on the program forms.

The Applicant is responsible for ensuring that the project is compliant with Prevailing Wage Monitoring and/or Labor Compliance Program requirements at the time construction contracts are executed and/or construction commenced.

APPLICANT DATA

Application No: 55/71993-00-002	Site Name: Lindsay Senior High
County: Tulare	Industry Sector: Agriculture and Natural Resources
Applicant: Lindsay Unified	Pathway: Agriscience

PROJECT DATA

Type of Project:	New Construction
Reservation of Funds:	Y
Loan Requested:	N
Qualifying SFP Project:	n/a
Number of CTE Classrooms:	4
SFP Classroom Allowance Deduction:	n/a

GRANT DATA

Eligible Project Costs (50%)	
Construction:	\$ 2,195,913.00
Equipment:	226,915.00
Site Development:	577,172.00
SFP Deduction:	0.00
Total State Share (50%)	3,000,000.00
District Share (50%)	3,000,000.00
Total Project Costs	\$ 6,000,000.00

HISTORY OF PROJECT COST AND APPORTIONMENT

	Fund Code	Proposition	Previously Authorized	Authorized this Action	State Apportionment this Action
State Share (50%)					
This Project	951-600	51	\$ 3,000,000.00	\$ (3,000,000.00)	
This Project	051-600	51		3,000,000.00	\$ 3,000,000.00
District Share (50%)					
Cash Contribution			3,000,000.00		
Total Project Cost			\$ 6,000,000.00	\$ 0.00	\$ 3,000,000.00

Funding Source: Proposition 51 Bonds/2016-Nov.

This application is approved as a Reservation of Funds. Pursuant to School Facility Program Regulation Section 1859.197, the Applicant is required to submit the necessary California Department of Education plan approval and the Division of the State Architect approved plans and specifications to the Office of Public School Construction by September 24, 2020. If the required documents are not physically received by this date, the Apportionment shall be rescinded without further Board action.

The applicant must submit a valid, complete Fund Release Authorization (Form SAB 50-05) within 90 days of the Office of Public School Construction's receipt of the Division of the State Architect approved plans and specifications and the California Department of Education plan approval. The Form SAB 50-05 submittal must contain an original signature from an authorized District Representative and must be physically received by the Office of Public School Construction at 707 Third Street, West Sacramento, CA 95605 prior to the close of business on the 90th day.

Pursuant to School Facility Program Regulation Section 1859.90.4, the applicant is required to submit a signed Grant Agreement for the project prior to or concurrent with a request for the release of funds.

Pursuant to School Facility Program Regulation Section 1859.199, the State portion of any and all project savings realized from the funding of a Career Technical Education Facilities Program project must be returned to the State.

The Applicant shall ensure that it is in compliance with all applicable laws, regulations and certifications it made on the program forms.

The Applicant is responsible for ensuring that the project is compliant with Prevailing Wage Monitoring and/or Labor Compliance Program requirements at the time construction contracts are executed and/or construction commenced.

APPLICANT DATA

Application No:	59/66068-00-002	Site Name:	King City High
County:	Monterey	Industry Sector:	Agriculture and Natural Resources
Applicant:	South Monterey County High	Pathway:	Agricultural Mechanics Agriscience Animal Science

PROJECT DATA

Type of Project:	Modernization
Reservation of Funds:	Y
Loan Requested:	N
Qualifying SFP Project:	n/a
Number of CTE Classrooms:	5
SFP Classroom Allowance Deduction:	n/a

GRANT DATA

Eligible Project Costs (50%)	
Construction:	\$ 1,500,000.00
Equipment:	-
Site Development:	-
SFP Deduction:	0.00
Total State Share (50%)	1,500,000.00
District Share (50%)	1,500,000.00
Total Project Costs	\$ 3,000,000.00

HISTORY OF PROJECT COST AND APPORTIONMENT

	Fund Code	Proposition	Previously Authorized	Authorized this Action	State Apportionment this Action
State Share (50%)					
This Project	951-600	51	\$ 1,500,000.00	\$ (1,500,000.00)	
This Project	051-600	51		1,500,000.00	\$ 1,500,000.00
District Share (50%)					
Cash Contribution			1,500,000.00		
Total Project Cost			\$ 3,000,000.00	\$ 0.00	\$ 1,500,000.00

Funding Source: Proposition 51 Bonds/2016-Nov.

This application is approved as a Reservation of Funds. Pursuant to School Facility Program Regulation Section 1859.197, the Applicant is required to submit the necessary California Department of Education plan approval and the Division of the State Architect approved plans and specifications to the Office of Public School Construction by September 24, 2020. If the required documents are not physically received by this date, the Apportionment shall be rescinded without further Board action.

The applicant must submit a valid, complete Fund Release Authorization (Form SAB 50-05) within 90 days of the Office of Public School Construction's receipt of the Division of the State Architect approved plans and specifications and the California Department of Education plan approval. The Form SAB 50-05 submittal must contain an original signature from an authorized District Representative and must be physically received by the Office of Public School Construction at 707 Third Street, West Sacramento, CA 95605 prior to the close of business on the 90th day.

Pursuant to School Facility Program Regulation Section 1859.90.4, the applicant is required to submit a signed Grant Agreement for the project prior to or concurrent with a request for the release of funds.

Pursuant to School Facility Program Regulation Section 1859.199, the State portion of any and all project savings realized from the funding of a Career Technical Education Facilities Program project must be returned to the State.

The Applicant shall ensure that it is in compliance with all applicable laws, regulations and certifications it made on the program forms.

The Applicant is responsible for ensuring that the project is compliant with Prevailing Wage Monitoring and/or Labor Compliance Program requirements at the time construction contracts are executed and/or construction commenced.

APPLICANT DATA

Application No: 55/65060-00-006	Site Name: South High
County: Los Angeles	Industry Sector: Arts, Media, and Entertainment
Applicant: Torrance Unified	Pathway: Design, Visual, and Media Arts

PROJECT DATA

Type of Project: New Construction
Reservation of Funds: Y
Loan Requested: N
Qualifying SFP Project: n/a
Number of CTE Classrooms: 4
SFP Classroom Allowance Deduction: n/a

GRANT DATA

Eligible Project Costs (50%)

Construction:	\$ 2,119,746.00
Equipment:	184,360.00
Site Development:	695,894.00
SFP Deduction:	0.00
Total State Share (50%)	3,000,000.00
District Share (50%)	3,000,000.00
Total Project Costs	\$ 6,000,000.00

HISTORY OF PROJECT COST AND APPORTIONMENT

	Fund Code	Proposition	Previously Authorized	Authorized this Action	State Apportionment this Action
State Share (50%)					
This Project	951-600	51	\$ 3,000,000.00	\$ (3,000,000.00)	
This Project	051-600	51		3,000,000.00	\$ 3,000,000.00
District Share (50%)					
Cash Contribution			3,000,000.00		
Total Project Cost			\$ 6,000,000.00	\$ 0.00	\$ 3,000,000.00

Funding Source: Proposition 51 Bonds/2016-Nov.

This application is approved as a Reservation of Funds. Pursuant to School Facility Program Regulation Section 1859.197, the Applicant is required to submit the necessary California Department of Education plan approval and the Division of the State Architect approved plans and specifications to the Office of Public School Construction by September 24, 2020. If the required documents are not physically received by this date, the Apportionment shall be rescinded without further Board action.

The applicant must submit a valid, complete Fund Release Authorization (Form SAB 50-05) within 90 days of the Office of Public School Construction's receipt of the Division of the State Architect approved plans and specifications and the California Department of Education plan approval. The Form SAB 50-05 submittal must contain an original signature from an authorized District Representative and must be physically received by the Office of Public School Construction at 707 Third Street, West Sacramento, CA 95605 prior to the close of business on the 90th day.

Pursuant to School Facility Program Regulation Section 1859.90.4, the applicant is required to submit a signed Grant Agreement for the project prior to or concurrent with a request for the release of funds.

Pursuant to School Facility Program Regulation Section 1859.199, the State portion of any and all project savings realized from the funding of a Career Technical Education Facilities Program project must be returned to the State.

The Applicant shall ensure that it is in compliance with all applicable laws, regulations and certifications it made on the program forms.

The Applicant is responsible for ensuring that the project is compliant with Prevailing Wage Monitoring and/or Labor Compliance Program requirements at the time construction contracts are executed and/or construction commenced.

APPLICANT DATA

Application No: 55/67173-00-001	Site Name: Desert Hot Springs High
County: Riverside	Industry Sector: Energy, Environment, and Utilities
Applicant: Palm Springs Unified	Pathway: Energy and Power Technology

PROJECT DATA

Type of Project:	New Construction
Reservation of Funds:	N
Loan Requested:	N
Qualifying SFP Project:	n/a
Number of CTE Classrooms:	2
SFP Classroom Allowance Deduction:	n/a

GRANT DATA

Eligible Project Costs (50%)	
Construction:	\$ 2,097,327.00
Equipment:	-
Site Development:	511,564.00
SFP Deduction:	0.00
Total State Share (50%)	2,608,891.00
District Share (50%)	2,608,891.00
Total Project Costs	\$ 5,217,782.00

PROJECT FINANCING

	Fund Code	Proposition	Previously Authorized	Authorized this Action	State Apportionment this Action
State Share (50%)					
This Project	951-600	51	\$ 2,608,891.00	\$ (2,608,891.00)	
This Project	051-600	51		2,608,891.00	\$ 2,608,891.00
District Share (50%)					
Cash Contribution			2,608,891.00		
Total Project Cost			\$ 5,217,782.00	\$ 0.00	\$ 2,608,891.00

Funding Source: Proposition 51 Bonds/2016-Nov.

Pursuant to the Board's action on September 25, 2019, the District is required to submit a complete Fund Release Authorization (Form SAB 50-05) on or before December 24, 2019; otherwise, the apportionment will be rescinded without further Board action and will receive a new Unfunded Approval date of December 24, 2019.

The Form SAB 50-05 submittal must contain an original signature from a designated District Representative and must be physically received by the Office of Public School Construction at 707 Third Street, West Sacramento, CA 95605 prior to the close of business on December 24, 2019.

Based on the Board's action on June 5, 2017, this project is subject to the Grant Agreement pursuant to School Facility Program Regulation Section 1859.90.4.

Pursuant to School Facility Program Regulation Section 1859.199, the State portion of any and all project savings realized from the funding of a Career Technical Education Facilities Program Project must be returned to the State.

The Applicant shall ensure that it is in compliance with all applicable laws, regulations and certifications it made on the program forms.

The Applicant is responsible for ensuring that the project is compliant with Prevailing Wage Monitoring and/or Labor Compliance Program requirements at the time construction contracts are executed and/or construction commenced.

APPLICANT DATA

Application No:	55/67207-00-004	Site Name:	Perris High
County:	Riverside	Industry Sector:	Agriculture and Natural Resources
Applicant:	Perris Union High	Pathway:	Agriscience Animal Science Ornamental Horticulture Plant and Soil Science

PROJECT DATA

Type of Project:	New Construction
Reservation of Funds:	N
Loan Requested:	N
Qualifying SFP Project:	n/a
Number of CTE Classrooms:	7
SFP Classroom Allowance Deduction:	n/a

GRANT DATA

Eligible Project Costs (50%)	
Construction:	\$ 3,000,000.00
Equipment:	-
Site Development:	-
SFP Deduction:	0.00
Total State Share (50%)	3,000,000.00
District Share (50%)	3,000,000.00
Total Project Costs	\$ 6,000,000.00

HISTORY OF PROJECT COST AND APPORTIONMENT

	Fund Code	Proposition	Previously Authorized	Authorized this Action	State Apportionment this Action
State Share (50%)					
This Project	951-600	51	\$ 3,000,000.00	\$ (3,000,000.00)	
This Project	051-600	51		3,000,000.00	\$ 3,000,000.00
District Share (50%)					
Cash Contribution			3,000,000.00		
Total Project Cost			\$ 6,000,000.00	\$ 0.00	\$ 3,000,000.00

Funding Source: Proposition 51 Bonds/2016-Nov.

Pursuant to the Board's action on September 25, 2019, the District is required to submit a complete Fund Release Authorization (Form SAB 50-05) on or before December 24, 2019; otherwise, the apportionment will be rescinded without further Board action and will receive a new Unfunded Approval date of December 24, 2019.

The Form SAB 50-05 submittal must contain an original signature from a designated District Representative and must be physically received by the Office of Public School Construction at 707 Third Street, West Sacramento, CA 95605 prior to the close of business on December 24, 2019.

Based on the Board's action on June 5, 2017, this project is subject to the Grant Agreement pursuant to School Facility Program Regulation Section 1859.90.4.

Pursuant to School Facility Program Regulation Section 1859.199, the State portion of any and all project savings realized from the funding of a Career Technical Education Facilities Program Project must be returned to the State.

The Applicant shall ensure that it is in compliance with all applicable laws, regulations and certifications it made on the program forms.

The Applicant is responsible for ensuring that the project is compliant with Prevailing Wage Monitoring and/or Labor Compliance Program requirements at the time construction contracts are executed and/or construction commenced.

APPLICANT DATA

Application No:	55/67207-00-005	Site Name:	Perris High
County:	Riverside	Industry Sector:	Agriculture and Natural Resources
Applicant:	Perris Union High	Pathway:	Agricultural Mechanics

PROJECT DATA

Type of Project:	New Construction
Reservation of Funds:	Y
Loan Requested:	N
Qualifying SFP Project:	n/a
Number of CTE Classrooms:	2
SFP Classroom Allowance Deduction:	n/a

GRANT DATA

Eligible Project Costs (50%)	
Construction:	\$ 2,866,417.00
Equipment:	133,583.00
Site Development:	-
SFP Deduction:	0.00
Total State Share (50%)	3,000,000.00
District Share (50%)	3,000,000.00
Total Project Costs	\$ 6,000,000.00

HISTORY OF PROJECT COST AND APPORTIONMENT

	Fund Code	Proposition	Previously Authorized	Authorized this Action	State Apportionment this Action
State Share (50%)					
This Project	951-600	51	\$ 3,000,000.00	\$ (3,000,000.00)	
This Project	051-600	51		3,000,000.00	\$ 3,000,000.00
District Share (50%)					
Cash Contribution			3,000,000.00		
Total Project Cost			\$ 6,000,000.00	\$ 0.00	\$ 3,000,000.00

Funding Source: Proposition 51 Bonds/2016-Nov.

This application is approved as a Reservation of Funds. Pursuant to School Facility Program Regulation Section 1859.197, the Applicant is required to submit the necessary California Department of Education plan approval and the Division of the State Architect approved plans and specifications to the Office of Public School Construction by September 24, 2020. If the required documents are not physically received by this date, the Apportionment shall be rescinded without further Board action.

The applicant must submit a valid, complete Fund Release Authorization (Form SAB 50-05) within 90 days of the Office of Public School Construction's receipt of the Division of the State Architect approved plans and specifications and the California Department of Education plan approval. The Form SAB 50-05 submittal must contain an original signature from an authorized District Representative and must be physically received by the Office of Public School Construction at 707 Third Street, West Sacramento, CA 95605 prior to the close of business on the 90th day.

Pursuant to School Facility Program Regulation Section 1859.90.4, the applicant is required to submit a signed Grant Agreement for the project prior to or concurrent with a request for the release of funds.

Pursuant to School Facility Program Regulation Section 1859.199, the State portion of any and all project savings realized from the funding of a Career Technical Education Facilities Program project must be returned to the State.

The Applicant shall ensure that it is in compliance with all applicable laws, regulations and certifications it made on the program forms.

The Applicant is responsible for ensuring that the project is compliant with Prevailing Wage Monitoring and/or Labor Compliance Program requirements at the time construction contracts are executed and/or construction commenced.

APPLICANT DATA

Application No:	55/65417-00-002	Site Name:	San Marin High
County:	Marin	Industry Sector:	Health Science and Medical Technology
Applicant:	Novato Unified	Pathway:	Biotechnology

PROJECT DATA

Type of Project:	New Construction
Reservation of Funds:	N
Loan Requested:	N
Qualifying SFP Project:	n/a
Number of CTE Classrooms:	2
SFP Classroom Allowance Deduction:	n/a

GRANT DATA

Eligible Project Costs (50%)	
Construction:	\$ 1,333,980.00
Equipment:	94,500.00
Site Development:	-
SFP Deduction:	0.00
Total State Share (50%)	1,428,480.00
District Share (50%)	1,428,480.00
Total Project Costs	\$ 2,856,960.00

HISTORY OF PROJECT COST AND APPORTIONMENT

	Fund Code	Proposition	Previously Authorized	Authorized this Action	State Apportionment this Action
State Share (50%)					
This Project	951-600	51	\$ 1,428,480.00	\$ (1,428,480.00)	
This Project	051-600	51		1,428,480.00	\$ 1,428,480.00
District Share (50%)					
Cash Contribution			1,428,480.00		
Total Project Cost			\$ 2,856,960.00	\$ 0.00	\$ 1,428,480.00

Funding Source: Proposition 51 Bonds/2016-Nov.

Pursuant to the Board's action on September 25, 2019, the District is required to submit a complete Fund Release Authorization (Form SAB 50-05) on or before December 24, 2019; otherwise, the apportionment will be rescinded without further Board action and will receive a new Unfunded Approval date of December 24, 2019.

The Form SAB 50-05 submittal must contain an original signature from a designated District Representative and must be physically received by the Office of Public School Construction at 707 Third Street, West Sacramento, CA 95605 prior to the close of business on December 24, 2019.

Based on the Board's action on June 5, 2017, this project is subject to the Grant Agreement pursuant to School Facility Program Regulation Section 1859.90.4.

Pursuant to School Facility Program Regulation Section 1859.199, the State portion of any and all project savings realized from the funding of a Career Technical Education Facilities Program Project must be returned to the State.

The Applicant shall ensure that it is in compliance with all applicable laws, regulations and certifications it made on the program forms.

The Applicant is responsible for ensuring that the project is compliant with Prevailing Wage Monitoring and/or Labor Compliance Program requirements at the time construction contracts are executed and/or construction commenced.

APPLICANT DATA

Application No: 55/62265-00-003 County: Fresno Applicant: Kings Canyon Joint Unified	Site Name: Reedley Middle College High Industry Sector: Agriculture and Natural Resources Pathway: Agricultural Business
---	---

PROJECT DATA

Type of Project: New Construction
Reservation of Funds: Y
Loan Requested: N
Qualifying SFP Project: 50/62265-00-011
Number of CTE Classrooms: 2
SFP Classroom Allowance Deduction: \$382,080.00

GRANT DATA

Eligible Project Costs (50%)

Construction:	\$ 770,141.00
Equipment:	-
Site Development:	-
SFP Deduction:	(382,080.00)
Total State Share (50%)	<u>388,061.00</u>
District Share (50%)	<u>388,061.00</u>
Total Project Costs	<u><u>\$ 776,122.00</u></u>

HISTORY OF PROJECT COST AND APPORTIONMENT

	Fund Code	Proposition	Previously Authorized	Authorized this Action	State Apportionment this Action
State Share (50%)					
This Project	951-600	51	\$ 388,061.00	\$ (388,061.00)	
This Project	051-600	51		388,061.00	\$ 388,061.00
District Share (50%)					
Cash Contribution			<u>388,061.00</u>		
Total Project Cost			<u><u>\$ 776,122.00</u></u>	<u><u>\$ 0.00</u></u>	<u><u>\$ 388,061.00</u></u>

Funding Source: Proposition 51 Bonds/2016-Nov.

This application is approved as a Reservation of Funds. Pursuant to School Facility Program Regulation Section 1859.197, the Applicant is required to submit the necessary California Department of Education plan approval and the Division of the State Architect approved plans and specifications to the Office of Public School Construction by September 24, 2020. If the required documents are not physically received by this date, the Apportionment shall be rescinded without further Board action.

The applicant must submit a valid, complete Fund Release Authorization (Form SAB 50-05) within 90 days of the Office of Public School Construction's receipt of the Division of the State Architect approved plans and specifications and the California Department of Education plan approval. The Form SAB 50-05 submittal must contain an original signature from an authorized District Representative and must be physically received by the Office of Public School Construction at 707 Third Street, West Sacramento, CA 95605 prior to the close of business on the 90th day.

Pursuant to School Facility Program Regulation Section 1859.90.4, the applicant is required to submit a signed Grant Agreement for the project prior to or concurrent with a request for the release of funds.

Pursuant to School Facility Program Regulation Section 1859.199, the State portion of any and all project savings realized from the funding of a Career Technical Education Facilities Program project must be returned to the State.

Pursuant to SFP Regulation Sections 1859.193 and 1859.193.1, the District has combined this application with a qualifying SFP application.

The Applicant shall ensure that it is in compliance with all applicable laws, regulations and certifications it made on the program forms.

The Applicant is responsible for ensuring that the project is compliant with Prevailing Wage Monitoring and/or Labor Compliance Program requirements at the time construction contracts are executed and/or construction commenced.

APPLICANT DATA

Application No: 55/64733-00-026 County: Los Angeles Applicant: Los Angeles Unified	Site Name: Monroe (James) High Industry Sector: Engineering and Architecture Pathway: Engineering Design
---	---

PROJECT DATA

Type of Project:	New Construction
Reservation of Funds:	N
Loan Requested:	N
Qualifying SFP Project:	58/67433-00-003
Number of CTE Classrooms:	1
SFP Classroom Allowance Deduction:	n/a

GRANT DATA

Eligible Project Costs (50%)	
Construction:	\$ 2,318,985.00
Equipment:	515,858.00
Site Development:	-
SFP Deduction:	0.00
Total State Share (50%)	<u>2,834,843.00</u>
District Share (50%)	<u>2,834,843.00</u>
Total Project Costs	<u><u>\$ 5,669,686.00</u></u>

PROJECT FINANCING

	Fund Code	Proposition	Previously Authorized	Authorized this Action	State Apportionment this Action
State Share (50%)					
This Project	951-600	51	\$ 2,834,843.00	\$ (2,834,843.00)	
This Project	051-600	51		2,834,843.00	\$ 2,834,843.00
District Share (50%)					
Cash Contribution			2,834,843.00		
Total Project Cost			<u>\$ 5,669,686.00</u>	<u>\$ 0.00</u>	<u>\$ 2,834,843.00</u>

Funding Source: Proposition 51 Bonds/2016-Nov.

Pursuant to the Board's action on September 25, 2019, the District is required to submit a complete Fund Release Authorization (Form SAB 50-05) on or before December 24, 2019; otherwise, the apportionment will be rescinded without further Board action and will receive a new Unfunded Approval date of December 24, 2019.

The Form SAB 50-05 submittal must contain an original signature from a designated District Representative and must be physically received by the Office of Public School Construction at 707 Third Street, West Sacramento, CA 95605 prior to the close of business on December 24, 2019.

Based on the Board's action on June 5, 2017, this project is subject to the Grant Agreement pursuant to School Facility Program Regulation Section 1859.90.4.

Pursuant to School Facility Program Regulation Section 1859.199, the State portion of any and all project savings realized from the funding of a Career Technical Education Facilities Program Project must be returned to the State.

The Applicant shall ensure that it is in compliance with all applicable laws, regulations and certifications it made on the program forms.

Pursuant to SFP Regulation Sections 1859.193 and 1859.193.1, the District has combined this application with a qualifying SFP application.

The Applicant is responsible for ensuring that the project is compliant with Prevailing Wage Monitoring and/or Labor Compliance Program requirements at the time construction contracts are executed and/or construction commenced.

This funding represents a portion of the grant amounts the District has requested. An appeal has been submitted requesting additional grants.

APPLICANT DATA

Application No: 55/69807-00-002	Site Name: San Lorenzo Valley High
County: Santa Cruz	Industry Sector: Information and Communication Technologies
Applicant: San Lorenzo Valley Unified	Pathway: Software and Systems Development

PROJECT DATA

Type of Project:	New Construction
Reservation of Funds:	Y
Loan Requested:	Y
Qualifying SFP Project:	n/a
Number of CTE Classrooms:	3
SFP Classroom Allowance Deduction:	n/a

GRANT DATA

Eligible Project Costs (50%)	
Construction:	\$ 1,361,032.00
Equipment:	19,493.00
Site Development:	113,213.00
SFP Deduction:	0.00
Total State Share (50%)	1,493,738.00
District Share (50%)	1,493,738.00
Total Project Costs	\$ 2,987,476.00

HISTORY OF PROJECT COST AND APPORTIONMENT

	Fund Code	Proposition	Previously Authorized	Authorized this Action	State Apportionment this Action
State Share (50%)					
This Project	951-600	51	\$ 1,493,738.00	\$ (1,493,738.00)	
This Project	051-600	51		1,493,738.00	\$ 1,493,738.00
District Share (50%)					
Cash Contribution					
State Loan	951-605	51	568,821.00	(924,917.00)	
State Loan	051-605	51		924,917.00	924,917.00
Total Project Cost			\$ 2,987,476.00	\$ 0.00	\$ 2,418,655.00

Funding Source: Proposition 51 Bonds/2016-Nov.

This application is approved as a Reservation of Funds. Pursuant to School Facility Program Regulation Section 1859.197, the Applicant is required to submit the necessary California Department of Education plan approval and the Division of the State Architect approved plans and specifications to the Office of Public School Construction by September 24, 2020. If the required documents are not physically received by this date, the Apportionment shall be rescinded without further Board action.

The applicant must submit a valid, complete Fund Release Authorization (Form SAB 50-05) within 90 days of the Office of Public School Construction's receipt of the Division of the State Architect approved plans and specifications and the California Department of Education plan approval. The Form SAB 50-05 submittal must contain an original signature from an authorized District Representative and must be physically received by the Office of Public School Construction at 707 Third Street, West Sacramento, CA 95605 prior to the close of business on the 90th day.

Pursuant to School Facility Program Regulation Section 1859.90.4, the applicant is required to submit a signed Grant Agreement for the project prior to or concurrent with a request for the release of funds.

Pursuant to School Facility Program Regulation Section 1859.199, the State portion of any and all project savings realized from the funding of a Career Technical Education Facilities Program project must be returned to the State.

The Applicant shall ensure that it is in compliance with all applicable laws, regulations and certifications it made on the program forms.

The Applicant is responsible for ensuring that the project is compliant with Prevailing Wage Monitoring and/or Labor Compliance Program requirements at the time construction contracts are executed and/or construction commenced.

Pursuant to School Facility Program Regulation Section 1859.194, the Applicant has requested a loan to supplement the Applicant's required matching share. The loan agreement shall include interest set at the same rate as charged by the Pooled Money Investment Board as of the date of Apportionment.

The Applicant is required to submit a complete and executed loan agreement within 30 days of the date that the Office of Public School Construction provides the loan agreement to the Applicant.

APPLICANT DATA

Application No: 55/69807-00-003	Site Name: San Lorenzo Valley High
County: Santa Cruz	Industry Sector: Agriculture and Natural Resources
Applicant: San Lorenzo Valley Unified	Pathway: Agriscience

PROJECT DATA

Type of Project:	New Construction
Reservation of Funds:	Y
Loan Requested:	Y
Qualifying SFP Project:	n/a
Number of CTE Classrooms:	3
SFP Classroom Allowance Deduction:	n/a

GRANT DATA

Eligible Project Costs (50%)	
Construction:	\$ 1,337,405.00
Equipment:	53,148.00
Site Development:	105,113.00
SFP Deduction:	0.00
Total State Share (50%)	1,495,666.00
District Share (50%)	1,495,666.00
Total Project Costs	\$ 2,991,332.00

HISTORY OF PROJECT COST AND APPORTIONMENT

	Fund Code	Proposition	Previously Authorized	Authorized this Action	State Apportionment this Action
State Share (50%)					
This Project	951-600	51	\$ 1,495,666.00	\$ (1,495,666.00)	
This Project	051-600	51		1,495,666.00	\$ 1,495,666.00
District Share (50%)					
Cash Contribution			570,749.00		
State Loan	951-605	51	924,917.00	(924,917.00)	
State Loan	051-605	51		924,917.00	924,917.00
Total Project Cost			\$ 2,991,332.00	\$ 0.00	\$ 2,420,583.00

Funding Source: Proposition 51 Bonds/2016-Nov.

This application is approved as a Reservation of Funds. Pursuant to School Facility Program Regulation Section 1859.197, the Applicant is required to submit the necessary California Department of Education plan approval and the Division of the State Architect approved plans and specifications to the Office of Public School Construction by September 24, 2020. If the required documents are not physically received by this date, the Apportionment shall be rescinded without further Board action.

The applicant must submit a valid, complete Fund Release Authorization (Form SAB 50-05) within 90 days of the Office of Public School Construction's receipt of the Division of the State Architect approved plans and specifications and the California Department of Education plan approval. The Form SAB 50-05 submittal must contain an original signature from an authorized District Representative and must be physically received by the Office of Public School Construction at 707 Third Street, West Sacramento, CA 95605 prior to the close of business on the 90th day.

Pursuant to School Facility Program Regulation Section 1859.90.4, the applicant is required to submit a signed Grant Agreement for the project prior to or concurrent with a request for the release of funds.

Pursuant to School Facility Program Regulation Section 1859.199, the State portion of any and all project savings realized from the funding of a Career Technical Education Facilities Program project must be returned to the State.

The Applicant shall ensure that it is in compliance with all applicable laws, regulations and certifications it made on the program forms.

The Applicant is responsible for ensuring that the project is compliant with Prevailing Wage Monitoring and/or Labor Compliance Program requirements at the time construction contracts are executed and/or construction commenced.

Pursuant to School Facility Program Regulation Section 1859.194, the Applicant has requested a loan to supplement the Applicant's required matching share. The loan agreement shall include interest set at the same rate as charged by the Pooled Money Investment Board as of the date of Apportionment.

The Applicant is required to submit a complete and executed loan agreement within 30 days of the date that the Office of Public School Construction provides the loan agreement to the Applicant.

APPLICANT DATA

Application No:	59/68338-00-010	Site Name:	Mission Bay Senior High
County:	San Diego	Industry Sector:	Information and Communication Technologies
Applicant:	San Diego Unified	Pathway:	Games and Simulation

PROJECT DATA

Type of Project:	Modernization
Reservation of Funds:	Y
Loan Requested:	N
Qualifying SFP Project:	n/a
Number of CTE Classrooms:	2
SFP Classroom Allowance Deduction:	n/a

GRANT DATA

Eligible Project Costs (50%)	
Construction:	\$ 348,466.00
Equipment:	40,096.00
Site Development:	-
SFP Deduction:	0.00
Total State Share (50%)	388,562.00
District Share (50%)	388,562.00
Total Project Costs	\$ 777,124.00

PROJECT FINANCING

	Fund Code	Proposition	Previously Authorized	Authorized this Action	State Apportionment this Action
State Share (50%)					
This Project	951-600	51	\$ 388,562.00	\$ (388,562.00)	
This Project	051-600	51		388,562.00	\$ 388,562.00
District Share (50%)					
Cash Contribution			388,562.00		
Total Project Cost			\$ 777,124.00	\$ 0.00	\$ 388,562.00

Funding Source: Proposition 51 Bonds/2016-Nov.

This application is approved as a Reservation of Funds. Pursuant to School Facility Program Regulation Section 1859.197, the Applicant is required to submit the necessary California Department of Education plan approval and the Division of the State Architect approved plans and specifications to the Office of Public School Construction by September 24, 2020. If the required documents are not physically received by this date, the Apportionment shall be rescinded without further Board action.

The applicant must submit a valid, complete Fund Release Authorization (Form SAB 50-05) within 90 days of the Office of Public School Construction's receipt of the Division of the State Architect approved plans and specifications and the California Department of Education plan approval. The Form SAB 50-05 submittal must contain an original signature from an authorized District Representative and must be physically received by the Office of Public School Construction at 707 Third Street, West Sacramento, CA 95605 prior to the close of business on the 90th day.

Pursuant to School Facility Program Regulation Section 1859.90.4, the applicant is required to submit a signed Grant Agreement for the project prior to or concurrent with a request for the release of funds.

Pursuant to School Facility Program Regulation Section 1859.199, the State portion of any and all project savings realized from the funding of a Career Technical Education Facilities Program project must be returned to the State.

The Applicant shall ensure that it is in compliance with all applicable laws, regulations and certifications it made on the program forms.

The Applicant is responsible for ensuring that the project is compliant with Prevailing Wage Monitoring and/or Labor Compliance Program requirements at the time construction contracts are executed and/or construction commenced.

APPLICANT DATA

Application No: 59/68338-00-015	Site Name: Kearny Senior High
County: San Diego	Industry Sector: Arts, Media, and Entertainment
Applicant: San Diego Unified	Pathway: Design, Visual, and Media Arts

PROJECT DATA

Type of Project:	Modernization
Reservation of Funds:	Y
Loan Requested:	N
Qualifying SFP Project:	n/a
Number of CTE Classrooms:	1
SFP Classroom Allowance Deduction:	n/a

GRANT DATA

Eligible Project Costs (50%)	
Construction:	\$ 1,214,636.00
Equipment:	285,364.00
Site Development:	-
SFP Deduction:	0.00
Total State Share (50%)	1,500,000.00
District Share (50%)	1,500,000.00
Total Project Costs	\$ 3,000,000.00

HISTORY OF PROJECT COST AND APPORTIONMENT

	Fund Code	Proposition	Previously Authorized	Authorized this Action	State Apportionment this Action
State Share (50%)					
This Project	951-600	51	\$ 1,500,000.00	\$ (1,500,000.00)	
This Project	051-600	51		1,500,000.00	\$ 1,500,000.00
District Share (50%)					
Cash Contribution			1,500,000.00		
Total Project Cost			\$ 3,000,000.00	\$ 0.00	\$ 1,500,000.00

Funding Source: Proposition 51 Bonds/2016-Nov.

This application is approved as a Reservation of Funds. Pursuant to School Facility Program Regulation Section 1859.197, the Applicant is required to submit the necessary California Department of Education plan approval and the Division of the State Architect approved plans and specifications to the Office of Public School Construction by September 24, 2020. If the required documents are not physically received by this date, the Apportionment shall be rescinded without further Board action.

The applicant must submit a valid, complete Fund Release Authorization (Form SAB 50-05) within 90 days of the Office of Public School Construction's receipt of the Division of the State Architect approved plans and specifications and the California Department of Education plan approval. The Form SAB 50-05 submittal must contain an original signature from an authorized District Representative and must be physically received by the Office of Public School Construction at 707 Third Street, West Sacramento, CA 95605 prior to the close of business on the 90th day.

Pursuant to School Facility Program Regulation Section 1859.90.4, the applicant is required to submit a signed Grant Agreement for the project prior to or concurrent with a request for the release of funds.

Pursuant to School Facility Program Regulation Section 1859.199, the State portion of any and all project savings realized from the funding of a Career Technical Education Facilities Program project must be returned to the State.

The Applicant shall ensure that it is in compliance with all applicable laws, regulations and certifications it made on the program forms.

The Applicant is responsible for ensuring that the project is compliant with Prevailing Wage Monitoring and/or Labor Compliance Program requirements at the time construction contracts are executed and/or construction commenced.

APPLICANT DATA

Application No: 55/61150-00-001	Site Name: Castro Valley High
County: Alameda	Industry Sector: Engineering and Architecture
Applicant: Castro Valley Unified	Pathway: Engineering Design

PROJECT DATA

Type of Project:	New Construction
Reservation of Funds:	Y
Loan Requested:	N
Qualifying SFP Project:	57/61150-00-026
Number of CTE Classrooms:	4
SFP Classroom Allowance Deduction:	n/a

GRANT DATA

Eligible Project Costs (50%)	
Construction:	\$ 2,649,245.00
Equipment:	239,963.00
Site Development:	-
<hr/>	
SFP Deduction:	0.00
Total State Share (50%)	2,889,208.00
District Share (50%)	2,889,208.00
Total Project Costs	\$ 5,778,416.00

HISTORY OF PROJECT COST AND APPORTIONMENT

	Fund Code	Proposition	Previously Authorized	Authorized this Action	State Apportionment this Action
State Share (50%)					
This Project	951-600	51	\$ 2,889,208.00	\$ (2,889,208.00)	
This Project	051-600	51		2,889,208.00	\$ 2,889,208.00
District Share (50%)					
Cash Contribution			2,889,208.00		
Total Project Cost			\$ 5,778,416.00	\$ 0.00	\$ 2,889,208.00

Funding Source: Proposition 51 Bonds/2016-Nov.

This application is approved as a Reservation of Funds. Pursuant to School Facility Program Regulation Section 1859.197, the Applicant is required to submit the necessary California Department of Education plan approval and the Division of the State Architect approved plans and specifications to the Office of Public School Construction by September 24, 2020. If the required documents are not physically received by this date, the Apportionment shall be rescinded without further Board action.

The applicant must submit a valid, complete Fund Release Authorization (Form SAB 50-05) within 90 days of the Office of Public School Construction's receipt of the Division of the State Architect approved plans and specifications and the California Department of Education plan approval. The Form SAB 50-05 submittal must contain an original signature from an authorized District Representative and must be physically received by the Office of Public School Construction at 707 Third Street, West Sacramento, CA 95605 prior to the close of business on the 90th day.

Pursuant to School Facility Program Regulation Section 1859.90.4, the applicant is required to submit a signed Grant Agreement for the project prior to or concurrent with a request for the release of funds.

Pursuant to School Facility Program Regulation Section 1859.199, the State portion of any and all project savings realized from the funding of a Career Technical Education Facilities Program project must be returned to the State.

The Applicant shall ensure that it is in compliance with all applicable laws, regulations and certifications it made on the program forms.

Pursuant to SFP Regulation Sections 1859.193 and 1859.193.1, the District has combined this application with a qualifying SFP application.

APPLICANT DATA

Application No:	55/62117-00-013	Site Name:	Buchanan High
County:	Fresno	Industry Sector:	Arts, Media, and Entertainment
Applicant:	Clovis Unified	Pathway:	Production and Managerial Arts

PROJECT DATA

Type of Project:	New Construction
Reservation of Funds:	Y
Loan Requested:	N
Qualifying SFP Project:	n/a
Number of CTE Classrooms:	3
SFP Classroom Allowance Deduction:	n/a

GRANT DATA

Eligible Project Costs (50%)	
Construction:	\$ 812,606.00
Equipment:	38,435.00
Site Development:	39,000.00
SFP Deduction:	0.00
Total State Share (50%)	890,041.00
District Share (50%)	890,041.00
Total Project Costs	\$ 1,780,082.00

HISTORY OF PROJECT COST AND APPORTIONMENT

	Fund Code	Proposition	Previously Authorized	Authorized this Action	State Apportionment this Action
State Share (50%)					
This Project	951-600	51	\$ 890,041.00	\$ (890,041.00)	
This Project	051-600	51		890,041.00	\$ 890,041.00
District Share (50%)					
Cash Contribution			890,041.00		
Total Project Cost			\$ 1,780,082.00	\$ 0.00	\$ 890,041.00

Funding Source: Proposition 51 Bonds/2016-Nov.

This application is approved as a Reservation of Funds. Pursuant to School Facility Program Regulation Section 1859.197, the Applicant is required to submit the necessary California Department of Education plan approval and the Division of the State Architect approved plans and specifications to the Office of Public School Construction by September 24, 2020. If the required documents are not physically received by this date, the Apportionment shall be rescinded without further Board action.

The applicant must submit a valid, complete Fund Release Authorization (Form SAB 50-05) within 90 days of the Office of Public School Construction's receipt of the Division of the State Architect approved plans and specifications and the California Department of Education plan approval. The Form SAB 50-05 submittal must contain an original signature from an authorized District Representative and must be physically received by the Office of Public School Construction at 707 Third Street, West Sacramento, CA 95605 prior to the close of business on the 90th day.

Pursuant to School Facility Program Regulation Section 1859.90.4, the applicant is required to submit a signed Grant Agreement for the project prior to or concurrent with a request for the release of funds.

Pursuant to School Facility Program Regulation Section 1859.199, the State portion of any and all project savings realized from the funding of a Career Technical Education Facilities Program project must be returned to the State.

The Applicant shall ensure that it is in compliance with all applicable laws, regulations and certifications it made on the program forms.

The Applicant is responsible for ensuring that the project is compliant with Prevailing Wage Monitoring and/or Labor Compliance Program requirements at the time construction contracts are executed and/or construction commenced.

APPLICANT DATA

Application No: 55/62166-00-010 County: Fresno Applicant: Fresno Unified	Site Name: Duncan (Erma) Polytechnical High Industry Sector: Health Science and Medical Technology Pathway: Patient Care
---	---

PROJECT DATA

Type of Project:	New Construction
Reservation of Funds:	Y
Loan Requested:	N
Qualifying SFP Project:	n/a
Number of CTE Classrooms:	5
SFP Classroom Allowance Deduction:	n/a

GRANT DATA

Eligible Project Costs (50%)	
Construction:	\$ 1,931,234.00
Equipment:	-
Site Development:	1,068,766.00
SFP Deduction:	0.00
Total State Share (50%)	3,000,000.00
District Share (50%)	3,000,000.00
Total Project Costs	\$ 6,000,000.00

HISTORY OF PROJECT COST AND APPORTIONMENT

	Fund Code	Proposition	Previously Authorized	Authorized this Action	State Apportionment this Action
State Share (50%)					
This Project	951-600	51	\$ 3,000,000.00	\$ (3,000,000.00)	
This Project	051-600	51		3,000,000.00	\$ 3,000,000.00
District Share (50%)					
Cash Contribution			3,000,000.00		
Total Project Cost			\$ 6,000,000.00	\$ 0.00	\$ 3,000,000.00

Funding Source: Proposition 51 Bonds/2016-Nov.

This application is approved as a Reservation of Funds. Pursuant to School Facility Program Regulation Section 1859.197, the Applicant is required to submit the necessary California Department of Education plan approval and the Division of the State Architect approved plans and specifications to the Office of Public School Construction by September 24, 2020. If the required documents are not physically received by this date, the Apportionment shall be rescinded without further Board action.

The applicant must submit a valid, complete Fund Release Authorization (Form SAB 50-05) within 90 days of the Office of Public School Construction's receipt of the Division of the State Architect approved plans and specifications and the California Department of Education plan approval. The Form SAB 50-05 submittal must contain an original signature from an authorized District Representative and must be physically received by the Office of Public School Construction at 707 Third Street, West Sacramento, CA 95605 prior to the close of business on the 90th day.

Pursuant to School Facility Program Regulation Section 1859.90.4, the applicant is required to submit a signed Grant Agreement for the project prior to or concurrent with a request for the release of funds.

Pursuant to School Facility Program Regulation Section 1859.199, the State portion of any and all project savings realized from the funding of a Career Technical Education Facilities Program project must be returned to the State.

The Applicant shall ensure that it is in compliance with all applicable laws, regulations and certifications it made on the program forms.

The Applicant is responsible for ensuring that the project is compliant with Prevailing Wage Monitoring and/or Labor Compliance Program requirements at the time construction contracts are executed and/or construction commenced.

APPLICANT DATA

Application No: 55/64352-00-005	Site Name: Leuzinger High
County: Los Angeles	Industry Sector: Hospitality, Tourism, and Recreation
Applicant: Centinela Valley Union High	Pathway: Food Service and Hospitality

PROJECT DATA

Type of Project:	New Construction
Reservation of Funds:	N
Loan Requested:	N
Qualifying SFP Project:	n/a
Number of CTE Classrooms:	5
SFP Classroom Allowance Deduction:	n/a

GRANT DATA

Eligible Project Costs (50%)	
Construction:	\$ 1,725,789.00
Equipment:	303,303.00
Site Development:	-
SFP Deduction:	0.00
Total State Share (50%)	2,029,092.00
District Share (50%)	2,029,092.00
Total Project Costs	\$ 4,058,184.00

PROJECT FINANCING

	Fund Code	Proposition	Previously Authorized	Authorized this Action	State Apportionment this Action
State Share (50%)					
This Project	951-600	51	\$ 2,029,092.00	\$ (2,029,092.00)	
This Project	051-600	51		2,029,092.00	\$ 2,029,092.00
District Share (50%)					
Cash Contribution			2,029,092.00		
Total Project Cost			\$ 4,058,184.00	\$ 0.00	\$ 2,029,092.00

Funding Source: Proposition 51 Bonds/2016-Nov.

Pursuant to the Board's action on September 25, 2019, the District is required to submit a complete Fund Release Authorization (Form SAB 50-05) on or before December 24, 2019; otherwise, the apportionment will be rescinded without further Board action and will receive a new Unfunded Approval date of December 24, 2019.

The Form SAB 50-05 submittal must contain an original signature from a designated District Representative and must be physically received by the Office of Public School Construction at 707 Third Street, West Sacramento, CA 95605 prior to the close of business on December 24, 2019.

Based on the Board's action on June 5, 2017, this project is subject to the Grant Agreement pursuant to School Facility Program Regulation Section 1859.90.4.

Pursuant to School Facility Program Regulation Section 1859.199, the State portion of any and all project savings realized from the funding of a Career Technical Education Facilities Program Project must be returned to the State.

The Applicant shall ensure that it is in compliance with all applicable laws, regulations and certifications it made on the program forms.

The Applicant is responsible for ensuring that the project is compliant with Prevailing Wage Monitoring and/or Labor Compliance Program requirements at the time construction contracts are executed and/or construction commenced.

APPLICANT DATA

Application No: 55/65136-00-002 County: Los Angeles Applicant: William S. Hart Union High	Site Name: Castaic High Industry Sector: Manufacturing and Product Development Pathway: Machining and Forming Technologies Welding and Materials Joining
--	--

PROJECT DATA

Type of Project: New Construction
Reservation of Funds: N
Loan Requested: N
Qualifying SFP Project: 50/65136-00-012
Number of CTE Classrooms: 3
SFP Classroom Allowance Deduction: \$573,120.00

GRANT DATA

Eligible Project Costs (50%)

Construction:	\$ 1,846,713.00
Equipment:	514,984.00
Site Development:	-
SFP Deduction:	(573,120.00)
Total State Share (50%)	<u>1,788,577.00</u>
District Share (50%)	<u>1,788,577.00</u>
Total Project Costs	<u><u>\$ 3,577,154.00</u></u>

HISTORY OF PROJECT COST AND APPORTIONMENT

	Fund Code	Proposition	Previously Authorized	Authorized this Action	State Apportionment this Action
State Share (50%)					
This Project	951-600	51	\$ 1,788,577.00	\$ (1,788,577.00)	
This Project	051-600	51		1,788,577.00	\$ 1,788,577.00
District Share (50%)					
Cash Contribution			<u>1,788,577.00</u>		
Total Project Cost			<u><u>\$ 3,577,154.00</u></u>	<u><u>\$ 0.00</u></u>	<u><u>\$ 1,788,577.00</u></u>

Funding Source: Proposition 51 Bonds/2016-Nov.

Pursuant to the Board's action on September 25, 2019, the District is required to submit a complete Fund Release Authorization (Form SAB 50-05) on or before December 24, 2019; otherwise, the apportionment will be rescinded without further Board action and will receive a new Unfunded Approval date of December 24, 2019.

The Form SAB 50-05 submittal must contain an original signature from a designated District Representative and must be physically received by the Office of Public School Construction at 707 Third Street, West Sacramento, CA 95605 prior to the close of business on December 24, 2019.

Based on the Board's action on June 5, 2017, this project is subject to the Grant Agreement pursuant to School Facility Program Regulation Section 1859.90.4.

Pursuant to School Facility Program Regulation Section 1859.199, the State portion of any and all project savings realized from the funding of a Career Technical Education Facilities Program Project must be returned to the State.

Pursuant to SFP Regulation Sections 1859.193 and 1859.193.1, the District has combined this application with a qualifying SFP application.

The Applicant shall ensure that it is in compliance with all applicable laws, regulations and certifications it made on the program forms.

The Applicant is responsible for ensuring that the project is compliant with Prevailing Wage Monitoring and/or Labor Compliance Program requirements at the time construction contracts are executed and/or construction commenced.

Pursuant to SFP Regulation Sections 1859.193 and 1859.193.1, the District has combined this application with a qualifying SFP application. If the SFP project apportionment is rescinded, this apportionment must also be rescinded.

APPLICANT DATA

Application No: 55/66266-00-005 County: Napa Applicant: Napa Valley Unified	Site Name: Vintage High Industry Sector: Hospitality, Tourism, and Recreation Pathway: Food Service and Hospitality
--	--

PROJECT DATA

Type of Project:	New Construction
Reservation of Funds:	Y
Loan Requested:	N
Qualifying SFP Project:	n/a
Number of CTE Classrooms:	1
SFP Classroom Allowance Deduction:	n/a

GRANT DATA

Eligible Project Costs (50%)	
Construction:	\$ 1,047,277.00
Equipment:	148,363.00
Site Development:	484,573.00
SFP Deduction:	0.00
Total State Share (50%)	1,680,213.00
District Share (50%)	1,680,213.00
Total Project Costs	\$ 3,360,426.00

HISTORY OF PROJECT COST AND APPORTIONMENT

	Fund Code	Proposition	Previously Authorized	Authorized this Action	State Apportionment this Action
State Share (50%)					
This Project	951-600	51	\$ 1,680,213.00	\$ (1,680,213.00)	
This Project	051-600	51		1,680,213.00	\$ 1,680,213.00
District Share (50%)					
Cash Contribution			1,680,213.00		
Total Project Cost			\$ 3,360,426.00	\$ 0.00	\$ 1,680,213.00

Funding Source: Proposition 51 Bonds/2016-Nov.

This application is approved as a Reservation of Funds. Pursuant to School Facility Program Regulation Section 1859.197, the Applicant is required to submit the necessary California Department of Education plan approval and the Division of the State Architect approved plans and specifications to the Office of Public School Construction by September 24, 2020. If the required documents are not physically received by this date, the Apportionment shall be rescinded without further Board action.

The applicant must submit a valid, complete Fund Release Authorization (Form SAB 50-05) within 90 days of the Office of Public School Construction's receipt of the Division of the State Architect approved plans and specifications and the California Department of Education plan approval. The Form SAB 50-05 submittal must contain an original signature from an authorized District Representative and must be physically received by the Office of Public School Construction at 707 Third Street, West Sacramento, CA 95605 prior to the close of business on the 90th day.

Pursuant to School Facility Program Regulation Section 1859.90.4, the applicant is required to submit a signed Grant Agreement for the project prior to or concurrent with a request for the release of funds.

Pursuant to School Facility Program Regulation Section 1859.199, the State portion of any and all project savings realized from the funding of a Career Technical Education Facilities Program project must be returned to the State.

The Applicant shall ensure that it is in compliance with all applicable laws, regulations and certifications it made on the program forms.

The Applicant is responsible for ensuring that the project is compliant with Prevailing Wage Monitoring and/or Labor Compliance Program requirements at the time construction contracts are executed and/or construction commenced.

APPLICANT DATA

Application No: 55/66266-00-006 County: Napa Applicant: Napa Valley Unified	Site Name: Vintage High Industry Sector: Agriculture and Natural Resources Pathway: Animal Science
--	---

PROJECT DATA

Type of Project:	New Construction
Reservation of Funds:	Y
Loan Requested:	N
Qualifying SFP Project:	n/a
Number of CTE Classrooms:	1
SFP Classroom Allowance Deduction:	n/a

GRANT DATA

Eligible Project Costs (50%)	
Construction:	\$ 1,863,324.00
Equipment:	35,543.00
Site Development:	1,101,133.00
SFP Deduction:	0.00
Total State Share (50%)	<u>3,000,000.00</u>
District Share (50%)	<u>3,000,000.00</u>
Total Project Costs	<u><u>\$ 6,000,000.00</u></u>

HISTORY OF PROJECT COST AND APPORTIONMENT

	Fund Code	Proposition	Previously Authorized	Authorized this Action	State Apportionment this Action
State Share (50%)					
This Project	951-600	51	\$ 3,000,000.00	\$ (3,000,000.00)	
This Project	051-600	51		3,000,000.00	\$ 3,000,000.00
District Share (50%)					
Cash Contribution			<u>3,000,000.00</u>		
Total Project Cost			<u><u>\$ 6,000,000.00</u></u>	<u><u>\$ 0.00</u></u>	<u><u>\$ 3,000,000.00</u></u>

Funding Source: Proposition 51 Bonds/2016-Nov.

This application is approved as a Reservation of Funds. Pursuant to School Facility Program Regulation Section 1859.197, the Applicant is required to submit the necessary California Department of Education plan approval and the Division of the State Architect approved plans and specifications to the Office of Public School Construction by September 24, 2020. If the required documents are not physically received by this date, the Apportionment shall be rescinded without further Board action.

The applicant must submit a valid, complete Fund Release Authorization (Form SAB 50-05) within 90 days of the Office of Public School Construction's receipt of the Division of the State Architect approved plans and specifications and the California Department of Education plan approval. The Form SAB 50-05 submittal must contain an original signature from an authorized District Representative and must be physically received by the Office of Public School Construction at 707 Third Street, West Sacramento, CA 95605 prior to the close of business on the 90th day.

Pursuant to School Facility Program Regulation Section 1859.90.4, the applicant is required to submit a signed Grant Agreement for the project prior to or concurrent with a request for the release of funds.

Pursuant to School Facility Program Regulation Section 1859.199, the State portion of any and all project savings realized from the funding of a Career Technical Education Facilities Program project must be returned to the State.

The Applicant shall ensure that it is in compliance with all applicable laws, regulations and certifications it made on the program forms.

The Applicant is responsible for ensuring that the project is compliant with Prevailing Wage Monitoring and/or Labor Compliance Program requirements at the time construction contracts are executed and/or construction commenced.

APPLICANT DATA

Application No: 55/67124-00-001 County: Riverside Applicant: Moreno Valley Unified	Site Name: Moreno Valley High Industry Sector: Arts, Media, and Entertainment Pathway: Production and Managerial Arts
---	--

PROJECT DATA

Type of Project:	New Construction
Reservation of Funds:	Y
Loan Requested:	N
Qualifying SFP Project:	n/a
Number of CTE Classrooms:	5
SFP Classroom Allowance Deduction:	n/a

GRANT DATA

Eligible Project Costs (50%)	
Construction:	\$ 1,500,000.00
Equipment:	-
Site Development:	1,500,000.00
SFP Deduction:	0.00
Total State Share (50%)	3,000,000.00
District Share (50%)	3,000,000.00
Total Project Costs	\$ 6,000,000.00

HISTORY OF PROJECT COST AND APPORTIONMENT

	Fund Code	Proposition	Previously Authorized	Authorized this Action	State Apportionment this Action
State Share (50%)					
This Project	951-600	51	\$ 3,000,000.00	\$ (3,000,000.00)	
This Project	051-600	51		3,000,000.00	\$ 3,000,000.00
District Share (50%)					
Cash Contribution			3,000,000.00		
Total Project Cost			\$ 6,000,000.00	\$ 0.00	\$ 3,000,000.00

Funding Source: Proposition 51 Bonds/2016-Nov.

This application is approved as a Reservation of Funds. Pursuant to School Facility Program Regulation Section 1859.197, the Applicant is required to submit the necessary California Department of Education plan approval and the Division of the State Architect approved plans and specifications to the Office of Public School Construction by September 24, 2020. If the required documents are not physically received by this date, the Apportionment shall be rescinded without further Board action.

The applicant must submit a valid, complete Fund Release Authorization (Form SAB 50-05) within 90 days of the Office of Public School Construction's receipt of the Division of the State Architect approved plans and specifications and the California Department of Education plan approval. The Form SAB 50-05 submittal must contain an original signature from an authorized District Representative and must be physically received by the Office of Public School Construction at 707 Third Street, West Sacramento, CA 95605 prior to the close of business on the 90th day.

Pursuant to School Facility Program Regulation Section 1859.90.4, the applicant is required to submit a signed Grant Agreement for the project prior to or concurrent with a request for the release of funds.

Pursuant to School Facility Program Regulation Section 1859.199, the State portion of any and all project savings realized from the funding of a Career Technical Education Facilities Program project must be returned to the State.

The Applicant shall ensure that it is in compliance with all applicable laws, regulations and certifications it made on the program forms.

The Applicant is responsible for ensuring that the project is compliant with Prevailing Wage Monitoring and/or Labor Compliance Program requirements at the time construction contracts are executed and/or construction commenced.

APPLICANT DATA

Application No: 55/71506-00-001	Site Name: Corning High
County: Tehama	Industry Sector: Education, Child Development, Family Service
Applicant: Corning Union High	Pathway: Education

PROJECT DATA

Type of Project:	New Construction
Reservation of Funds:	Y
Loan Requested:	N
Qualifying SFP Project:	n/a
Number of CTE Classrooms:	2
SFP Classroom Allowance Deduction:	n/a

GRANT DATA

Eligible Project Costs (50%)	
Construction:	\$ 669,200.00
Equipment:	-
Site Development:	-
Project Assistance:	\$7,460.00
SFP Deduction:	0.00
Total State Share (50%)	676,660.00
District Share (50%)	676,660.00
Total Project Costs	\$ 1,353,320.00

HISTORY OF PROJECT COST AND APPORTIONMENT

	Fund Code	Proposition	Previously Authorized	Authorized this Action	State Apportionment this Action
State Share (50%)					
This Project	951-600	51	\$ 676,660.00	\$ (676,660.00)	
This Project	051-600	51		676,660.00	\$ 676,660.00
District Share (50%)					
Cash Contribution			676,660.00		
Total Project Cost			\$ 1,353,320.00	\$ 0.00	\$ 676,660.00

Funding Source: Proposition 51 Bonds/2016-Nov.

This application is approved as a Reservation of Funds. Pursuant to School Facility Program Regulation Section 1859.197, the Applicant is required to submit the necessary California Department of Education plan approval and the Division of the State Architect approved plans and specifications to the Office of Public School Construction by September 24, 2020. If the required documents are not physically received by this date, the Apportionment shall be rescinded without further Board action.

The applicant must submit a valid, complete Fund Release Authorization (Form SAB 50-05) within 90 days of the Office of Public School Construction's receipt of the Division of the State Architect approved plans and specifications and the California Department of Education plan approval. The Form SAB 50-05 submittal must contain an original signature from an authorized District Representative and must be physically received by the Office of Public School Construction at 707 Third Street, West Sacramento, CA 95605 prior to the close of business on the 90th day.

Pursuant to School Facility Program Regulation Section 1859.90.4, the applicant is required to submit a signed Grant Agreement for the project prior to or concurrent with a request for the release of funds.

Pursuant to School Facility Program Regulation Section 1859.199, the State portion of any and all project savings realized from the funding of a Career Technical Education Facilities Program project must be returned to the State.

The Applicant shall ensure that it is in compliance with all applicable laws, regulations and certifications it made on the program forms.

The Applicant is responsible for ensuring that the project is compliant with Prevailing Wage Monitoring and/or Labor Compliance Program requirements at the time construction contracts are executed and/or construction commenced.

APPLICANT DATA

Application No: 55/72454-00-002 County: Ventura Applicant: Fillmore Unified	Site Name: Fillmore Senior High Industry Sector: Agriculture and Natural Resources Pathway: Agricultural Mechanics
--	---

PROJECT DATA

Type of Project:	New Construction
Reservation of Funds:	Y
Loan Requested:	N
Qualifying SFP Project:	n/a
Number of CTE Classrooms:	5
SFP Classroom Allowance Deduction:	n/a

GRANT DATA

Eligible Project Costs (50%)	
Construction:	\$ 2,851,000.00
Equipment:	149,000.00
Site Development:	-
SFP Deduction:	0.00
Total State Share (50%)	3,000,000.00
District Share (50%)	3,000,000.00
Total Project Costs	\$ 6,000,000.00

HISTORY OF PROJECT COST AND APPORTIONMENT

	Fund Code	Proposition	Previously Authorized	Authorized this Action	State Apportionment this Action
State Share (50%)					
This Project	951-600	51	\$ 3,000,000.00	\$ (3,000,000.00)	
This Project	051-600	51		3,000,000.00	\$ 3,000,000.00
District Share (50%)					
Cash Contribution			3,000,000.00		
Total Project Cost			\$ 6,000,000.00	\$ 0.00	\$ 3,000,000.00

Funding Source: Proposition 51 Bonds/2016-Nov.

This application is approved as a Reservation of Funds. Pursuant to School Facility Program Regulation Section 1859.197, the Applicant is required to submit the necessary California Department of Education plan approval and the Division of the State Architect approved plans and specifications to the Office of Public School Construction by September 24, 2020. If the required documents are not physically received by this date, the Apportionment shall be rescinded without further Board action.

The applicant must submit a valid, complete Fund Release Authorization (Form SAB 50-05) within 90 days of the Office of Public School Construction's receipt of the Division of the State Architect approved plans and specifications and the California Department of Education plan approval. The Form SAB 50-05 submittal must contain an original signature from an authorized District Representative and must be physically received by the Office of Public School Construction at 707 Third Street, West Sacramento, CA 95605 prior to the close of business on the 90th day.

Pursuant to School Facility Program Regulation Section 1859.90.4, the applicant is required to submit a signed Grant Agreement for the project prior to or concurrent with a request for the release of funds.

Pursuant to School Facility Program Regulation Section 1859.199, the State portion of any and all project savings realized from the funding of a Career Technical Education Facilities Program project must be returned to the State.

The Applicant shall ensure that it is in compliance with all applicable laws, regulations and certifications it made on the program forms.

The Applicant is responsible for ensuring that the project is compliant with Prevailing Wage Monitoring and/or Labor Compliance Program requirements at the time construction contracts are executed and/or construction commenced.

APPLICANT DATA

Application No: 55/73650-00-005 County: Orange Applicant: Irvine Unified	Site Name: Woodbridge High Industry Sector: Arts, Media, and Entertainment Pathway: Production and Managerial Arts
---	---

PROJECT DATA

Type of Project:	New Construction
Reservation of Funds:	N
Loan Requested:	N
Qualifying SFP Project:	50/73650-00-043
Number of CTE Classrooms:	3
SFP Classroom Allowance Deduction:	\$573,120.00

GRANT DATA

Eligible Project Costs (50%)	
Construction:	\$ 3,573,120.00
Equipment:	-
Site Development:	-
SFP Deduction:	(573,120.00)
Total State Share (50%)	3,000,000.00
District Share (50%)	3,000,000.00
Total Project Costs	\$ 6,000,000.00

HISTORY OF PROJECT COST AND APPORTIONMENT

	Fund Code	Proposition	Previously Authorized	Authorized this Action	State Apportionment this Action
State Share (50%)					
This Project	951-600	51	\$ 3,000,000.00	\$ (3,000,000.00)	
This Project	051-600	51		3,000,000.00	\$ 3,000,000.00
District Share (50%)					
Cash Contribution			3,000,000.00		
Total Project Cost			\$ 6,000,000.00	\$ 0.00	\$ 3,000,000.00

Funding Source: Proposition 51 Bonds/2016-Nov.

Pursuant to the Board's action on September 25, 2019, the District is required to submit a complete Fund Release Authorization (Form SAB 50-05) on or before December 24, 2019; otherwise, the apportionment will be rescinded without further Board action and will receive a new Unfunded Approval date of December 24, 2019.

The Form SAB 50-05 submittal must contain an original signature from a designated District Representative and must be physically received by the Office of Public School Construction at 707 Third Street, West Sacramento, CA 95605 prior to the close of business on December 24, 2019.

Based on the Board's action on June 5, 2017, this project is subject to the Grant Agreement pursuant to School Facility Program Regulation Section 1859.90.4.

Pursuant to School Facility Program Regulation Section 1859.199, the State portion of any and all project savings realized from the funding of a Career Technical Education Facilities Program Project must be returned to the State.

Pursuant to SFP Regulation Sections 1859.193 and 1859.193.1, the District has combined this application with a qualifying SFP application.

The Applicant shall ensure that it is in compliance with all applicable laws, regulations and certifications it made on the program forms.

The Applicant is responsible for ensuring that the project is compliant with Prevailing Wage Monitoring and/or Labor Compliance Program requirements at the time construction contracts are executed and/or construction commenced.

APPLICANT DATA

Application No: 55/73809-00-002	Site Name: Firebaugh High
County: Fresno	Industry Sector: Hospitality, Tourism, and Recreation
Applicant: Firebaugh-Las Deltas Unified	Pathway: Food Service and Hospitality

PROJECT DATA

Type of Project:	New Construction
Reservation of Funds:	Y
Loan Requested:	Y
Qualifying SFP Project:	n/a
Number of CTE Classrooms:	1
SFP Classroom Allowance Deduction:	n/a

GRANT DATA

Eligible Project Costs (50%)	
Construction:	\$ 946,974.00
Equipment:	93,357.00
Site Development:	49,125.00
Project Assistance:	\$7,460.00
SFP Deduction:	0.00
Total State Share (50%)	1,096,916.00
District Share (50%)	1,096,916.00
Total Project Costs	\$ 2,193,832.00

HISTORY OF PROJECT COST AND APPORTIONMENT

	Fund Code	Proposition	Previously Authorized	Authorized this Action	State Apportionment this Action
State Share (50%)					
This Project	951-600	51	\$ 1,096,916.00	\$ (1,096,916.00)	
This Project	051-600	51		1,096,916.00	\$ 1,096,916.00
District Share (50%)					
Cash Contribution					
State Loan	951-605	51	1,096,916.00	(1,096,916.00)	
State Loan	051-605	51		1,096,916.00	1,096,916.00
Total Project Cost			\$ 2,193,832.00	\$ 0.00	\$ 2,193,832.00

Funding Source: Proposition 51 Bonds/2016-Nov.

This application is approved as a Reservation of Funds. Pursuant to School Facility Program Regulation Section 1859.197, the Applicant is required to submit the necessary California Department of Education plan approval and the Division of the State Architect approved plans and specifications to the Office of Public School Construction by September 24, 2020. If the required documents are not physically received by this date, the Apportionment shall be rescinded without further Board action.

The applicant must submit a valid, complete Fund Release Authorization (Form SAB 50-05) within 90 days of the Office of Public School Construction's receipt of the Division of the State Architect approved plans and specifications and the California Department of Education plan approval. The Form SAB 50-05 submittal must contain an original signature from an authorized District Representative and must be physically received by the Office of Public School Construction at 707 Third Street, West Sacramento, CA 95605 prior to the close of business on the 90th day.

Pursuant to School Facility Program Regulation Section 1859.90.4, the applicant is required to submit a signed Grant Agreement for the project prior to or concurrent with a request for the release of funds.

Pursuant to School Facility Program Regulation Section 1859.199, the State portion of any and all project savings realized from the funding of a Career Technical Education Facilities Program project must be returned to the State.

The Applicant shall ensure that it is in compliance with all applicable laws, regulations and certifications it made on the program forms.

The Applicant is responsible for ensuring that the project is compliant with Prevailing Wage Monitoring and/or Labor Compliance Program requirements at the time construction contracts are executed and/or construction commenced.

The Applicant is required to submit complete and executed loan and grant agreements within 30 days of the date that the Office of Public School Construction provides these agreements to the Applicant.

Since the Applicant has requested a loan equal to the Applicant's entire matching share, Office of Public School Construction will release ten percent of the CTEFP grant amount to the applicant within 30 calendar days of the Apportionment pursuant to School Facility Program Regulation Section 1859.197. Release of funds is contingent upon the Office of Public School Construction's receipt of the signed and executed loan and grant agreements.

If the Applicant does not meet the requirements of School Facility Program Regulation Section 1859.197 related to a reservation and the requirements for a release of funds, the Applicant is required to return the amount released, plus interest, in accordance with the repayment provisions identified in School Facility Program Regulation Section 1859.106.1.

APPLICANT DATA

Application No: 55/75580-00-004 County: Madera Applicant: Golden Valley Unified	Site Name: Liberty High Industry Sector: Manufacturing and Product Development Pathway: Machining and Forming Technologies
--	---

PROJECT DATA

Type of Project:	New Construction
Reservation of Funds:	N
Loan Requested:	N
Qualifying SFP Project:	n/a
Number of CTE Classrooms:	0
SFP Classroom Allowance Deduction:	n/a

GRANT DATA

Eligible Project Costs (50%)	
Construction:	\$ -
Equipment:	234,891.00
Site Development:	-
SFP Deduction:	0.00
Total State Share (50%)	234,891.00
District Share (50%)	234,891.00
Total Project Costs	\$ 469,782.00

HISTORY OF PROJECT COST AND APPORTIONMENT

	Fund Code	Proposition	Previously Authorized	Authorized this Action	State Apportionment this Action
State Share (50%)					
This Project	951-600	51	\$ 234,891.00	\$ (234,891.00)	
This Project	051-600	51		234,891.00	\$ 234,891.00
District Share (50%)					
Cash Contribution			234,891.00		
Total Project Cost			\$ 469,782.00	\$ 0.00	\$ 234,891.00

Funding Source: Proposition 51 Bonds/2016-Nov.

Pursuant to the Board's action on September 25, 2019, the District is required to submit a complete Fund Release Authorization (Form SAB 50-05) on or before December 24, 2019; otherwise, the apportionment will be rescinded without further Board action and will receive a new Unfunded Approval date of December 24, 2019.

The Form SAB 50-05 submittal must contain an original signature from a designated District Representative and must be physically received by the Office of Public School Construction at 707 Third Street, West Sacramento, CA 95605 prior to the close of business on December 24, 2019.

Based on the Board's action on June 5, 2017, this project is subject to the Grant Agreement pursuant to School Facility Program Regulation Section 1859.90.4.

Pursuant to School Facility Program Regulation Section 1859.199, the State portion of any and all project savings realized from the funding of a Career Technical Education Facilities Program Project must be returned to the State.

The Applicant shall ensure that it is in compliance with all applicable laws, regulations and certifications it made on the program forms.

The Applicant is responsible for ensuring that the project is compliant with Prevailing Wage Monitoring and/or Labor Compliance Program requirements at the time construction contracts are executed and/or construction commenced.

APPLICANT DATA

Application No: 55/75580-00-005	Site Name: Liberty High
County: Madera	Industry Sector: Agriculture and Natural Resources
Applicant: Golden Valley Unified	Pathway: Agricultural Mechanics

PROJECT DATA

Type of Project:	New Construction
Reservation of Funds:	Y
Loan Requested:	N
Qualifying SFP Project:	n/a
Number of CTE Classrooms:	5
SFP Classroom Allowance Deduction:	n/a

GRANT DATA

Eligible Project Costs (50%)	
Construction:	\$ 2,711,290.00
Equipment:	-
Site Development:	281,250.00
Project Assistance:	\$7,460.00
SFP Deduction:	0.00
Total State Share (50%)	3,000,000.00
District Share (50%)	3,000,000.00
Total Project Costs	\$ 6,000,000.00

HISTORY OF PROJECT COST AND APPORTIONMENT

	Fund Code	Proposition	Previously Authorized	Authorized this Action	State Apportionment this Action
State Share (50%)					
This Project	951-600	51	\$ 3,000,000.00	\$ (3,000,000.00)	
This Project	051-600	51		3,000,000.00	\$ 3,000,000.00
District Share (50%)					
Cash Contribution			3,000,000.00		
Total Project Cost			\$ 6,000,000.00	\$ 0.00	\$ 3,000,000.00

Funding Source: Proposition 51 Bonds/2016-Nov.

This application is approved as a Reservation of Funds. Pursuant to School Facility Program Regulation Section 1859.197, the Applicant is required to submit the necessary California Department of Education plan approval and the Division of the State Architect approved plans and specifications to the Office of Public School Construction by September 24, 2020. If the required documents are not physically received by this date, the Apportionment shall be rescinded without further Board action.

The applicant must submit a valid, complete Fund Release Authorization (Form SAB 50-05) within 90 days of the Office of Public School Construction's receipt of the Division of the State Architect approved plans and specifications and the California Department of Education plan approval. The Form SAB 50-05 submittal must contain an original signature from an authorized District Representative and must be physically received by the Office of Public School Construction at 707 Third Street, West Sacramento, CA 95605 prior to the close of business on the 90th day.

Pursuant to School Facility Program Regulation Section 1859.90.4, the applicant is required to submit a signed Grant Agreement for the project prior to or concurrent with a request for the release of funds.

Pursuant to School Facility Program Regulation Section 1859.199, the State portion of any and all project savings realized from the funding of a Career Technical Education Facilities Program project must be returned to the State.

The Applicant shall ensure that it is in compliance with all applicable laws, regulations and certifications it made on the program forms.

The Applicant is responsible for ensuring that the project is compliant with Prevailing Wage Monitoring and/or Labor Compliance Program requirements at the time construction contracts are executed and/or construction commenced.

APPLICANT DATA

Application No: 55/76869-00-001 County: Los Angeles Applicant: Wiseburn Unified	Site Name: Da Vinci Design Industry Sector: Arts, Media, and Entertainment Pathway: Design, Visual, and Media Arts
--	---

PROJECT DATA

Type of Project: New Construction
Reservation of Funds: N
Loan Requested: N
Qualifying SFP Project: n/a
Number of CTE Classrooms: n/a
SFP Classroom Allowance Deduction: n/a

GRANT DATA

Eligible Project Costs (50%)
Construction: -
Equipment: \$ 130,269.00
Site Development: -
SFP Deduction: 0.00
Total State Share (50%): 130,269.00
District Share (50%): 130,269.00
Total Project Costs: \$ **260,538.00**

HISTORY OF PROJECT COST AND APPORTIONMENT

	Fund Code	Proposition	Previously Authorized	Authorized this Action	State Apportionment this Action
State Share (50%)					
This Project	951-600	51	\$ 130,269.00	\$ (130,269.00)	
This Project	051-600	51		130,269.00	\$ 130,269.00
District Share (50%)					
Cash Contribution			130,269.00		
Total Project Cost			\$ 260,538.00	\$ 0.00	\$ 130,269.00

Funding Source: Proposition 51 Bonds/2016-Nov.

Pursuant to the Board's action on September 25, 2019, the District is required to submit a complete Fund Release Authorization (Form SAB 50-05) on or before December 24, 2019; otherwise, the apportionment will be rescinded without further Board action and will receive a new Unfunded Approval date of December 24, 2019.

The Form SAB 50-05 submittal must contain an original signature from a designated District Representative and must be physically received by the Office of Public School Construction at 707 Third Street, West Sacramento, CA 95605 prior to the close of business on December 24, 2019.

Based on the Board's action on June 5, 2017, this project is subject to the Grant Agreement pursuant to School Facility Program Regulation Section 1859.90.4.

Pursuant to School Facility Program Regulation Section 1859.199, the State portion of any and all project savings realized from the funding of a Career Technical Education Facilities Program Project must be returned to the State.

The Applicant shall ensure that it is in compliance with all applicable laws, regulations and certifications it made on the program forms.

The Applicant is responsible for ensuring that the project is compliant with Prevailing Wage Monitoring and/or Labor Compliance Program requirements at the time construction contracts are executed and/or construction commenced.

APPLICANT DATA

Application No: 55/76869-00-002	Site Name: Da Vinci Design
County: Los Angeles	Industry Sector: Engineering and Architecture
Applicant: Wiseburn Unified	Pathway: Architectural Design

PROJECT DATA

Type of Project: New Construction
Reservation of Funds: N
Loan Requested: N
Qualifying SFP Project: n/a
Number of CTE Classrooms: n/a
SFP Classroom Allowance Deduction: n/a

GRANT DATA

Eligible Project Costs (50%)

Construction:	-
Equipment:	\$ 113,376.00
Site Development:	-
SFP Deduction:	0.00
Total State Share (50%)	113,376.00
District Share (50%)	113,376.00
Total Project Costs	\$ 226,752.00

HISTORY OF PROJECT COST AND APPORTIONMENT

	Fund Code	Proposition	Previously Authorized	Authorized this Action	State Apportionment this Action
State Share (50%)					
This Project	951-600	51	\$ 113,376.00	\$ (113,376.00)	
This Project	051-600	51		113,376.00	\$ 113,376.00
District Share (50%)					
Cash Contribution			113,376.00		
Total Project Cost			\$ 226,752.00	\$ 0.00	\$ 113,376.00

Funding Source: Proposition 51 Bonds/2016-Nov.

Pursuant to the Board's action on September 25, 2019, the District is required to submit a complete Fund Release Authorization (Form SAB 50-05) on or before December 24, 2019; otherwise, the apportionment will be rescinded without further Board action and will receive a new Unfunded Approval date of December 24, 2019.

The Form SAB 50-05 submittal must contain an original signature from a designated District Representative and must be physically received by the Office of Public School Construction at 707 Third Street, West Sacramento, CA 95605 prior to the close of business on December 24, 2019.

Based on the Board's action on June 5, 2017, this project is subject to the Grant Agreement pursuant to School Facility Program Regulation Section 1859.90.4.

Pursuant to School Facility Program Regulation Section 1859.199, the State portion of any and all project savings realized from the funding of a Career Technical Education Facilities Program Project must be returned to the State.

The Applicant shall ensure that it is in compliance with all applicable laws, regulations and certifications it made on the program forms.

The Applicant is responsible for ensuring that the project is compliant with Prevailing Wage Monitoring and/or Labor Compliance Program requirements at the time construction contracts are executed and/or construction commenced.

APPLICANT DATA

Application No: 55/76869-00-003	Site Name: Da Vinci Science
County: Los Angeles	Industry Sector: Engineering and Architecture
Applicant: Wiseburn Unified	Pathway: Engineering Design

PROJECT DATA

Type of Project:	New Construction
Reservation of Funds:	Y
Loan Requested:	N
Qualifying SFP Project:	n/a
Number of CTE Classrooms:	2
SFP Classroom Allowance Deduction:	n/a

GRANT DATA

Eligible Project Costs (50%)	
Construction:	\$ 271,656.00
Equipment:	283,630.00
Site Development:	-
SFP Deduction:	0.00
Total State Share (50%)	555,286.00
District Share (50%)	555,286.00
Total Project Costs	\$ 1,110,572.00

HISTORY OF PROJECT COST AND APPORTIONMENT

	Fund Code	Proposition	Previously Authorized	Authorized this Action	State Apportionment this Action
State Share (50%)					
This Project	951-600	51	\$ 555,286.00	\$ (555,286.00)	
This Project	051-600	51		555,286.00	\$ 555,286.00
District Share (50%)					
Cash Contribution			555,286.00		
Total Project Cost			\$ 1,110,572.00	\$ 0.00	\$ 555,286.00

Funding Source: Proposition 51 Bonds/2016-Nov.

This application is approved as a Reservation of Funds. Pursuant to School Facility Program Regulation Section 1859.197, the Applicant is required to submit the necessary California Department of Education plan approval and the Division of the State Architect approved plans and specifications to the Office of Public School Construction by September 24, 2020. If the required documents are not physically received by this date, the Apportionment shall be rescinded without further Board action.

The applicant must submit a valid, complete Fund Release Authorization (Form SAB 50-05) within 90 days of the Office of Public School Construction's receipt of the Division of the State Architect approved plans and specifications and the California Department of Education plan approval. The Form SAB 50-05 submittal must contain an original signature from an authorized District Representative and must be physically received by the Office of Public School Construction at 707 Third Street, West Sacramento, CA 95605 prior to the close of business on the 90th day.

Pursuant to School Facility Program Regulation Section 1859.90.4, the applicant is required to submit a signed Grant Agreement for the project prior to or concurrent with a request for the release of funds.

Pursuant to School Facility Program Regulation Section 1859.199, the State portion of any and all project savings realized from the funding of a Career Technical Education Facilities Program project must be returned to the State.

The Applicant shall ensure that it is in compliance with all applicable laws, regulations and certifications it made on the program forms.

The Applicant is responsible for ensuring that the project is compliant with Prevailing Wage Monitoring and/or Labor Compliance Program requirements at the time construction contracts are executed and/or construction commenced.

APPLICANT DATA

Application No: 55/76869-00-004 County: Los Angeles Applicant: Wiseburn Unified	Site Name: Da Vinci Communications High Industry Sector: Arts, Media, and Entertainment Pathway: Production and Managerial Arts
--	--

PROJECT DATA

Type of Project:	New Construction
Reservation of Funds:	Y
Loan Requested:	N
Qualifying SFP Project:	n/a
Number of CTE Classrooms:	1
SFP Classroom Allowance Deduction:	n/a

GRANT DATA

Eligible Project Costs (50%)	
Construction:	\$ 587,947.00
Equipment:	241,149.00
Site Development:	-
SFP Deduction:	0.00
Total State Share (50%)	829,096.00
District Share (50%)	829,096.00
Total Project Costs	\$ 1,658,192.00

HISTORY OF PROJECT COST AND APPORTIONMENT

	Fund Code	Proposition	Previously Authorized	Authorized this Action	State Apportionment this Action
State Share (50%)					
This Project	951-600	51	\$ 829,096.00	\$ (829,096.00)	
This Project	051-600	51		829,096.00	\$ 829,096.00
District Share (50%)					
Cash Contribution			829,096.00		
Total Project Cost			\$ 1,658,192.00	\$ 0.00	\$ 829,096.00

Funding Source: Proposition 51 Bonds/2016-Nov.

This application is approved as a Reservation of Funds. Pursuant to School Facility Program Regulation Section 1859.197, the Applicant is required to submit the necessary California Department of Education plan approval and the Division of the State Architect approved plans and specifications to the Office of Public School Construction by September 24, 2020. If the required documents are not physically received by this date, the Apportionment shall be rescinded without further Board action.

The applicant must submit a valid, complete Fund Release Authorization (Form SAB 50-05) within 90 days of the Office of Public School Construction's receipt of the Division of the State Architect approved plans and specifications and the California Department of Education plan approval. The Form SAB 50-05 submittal must contain an original signature from an authorized District Representative and must be physically received by the Office of Public School Construction at 707 Third Street, West Sacramento, CA 95605 prior to the close of business on the 90th day.

Pursuant to School Facility Program Regulation Section 1859.90.4, the applicant is required to submit a signed Grant Agreement for the project prior to or concurrent with a request for the release of funds.

Pursuant to School Facility Program Regulation Section 1859.199, the State portion of any and all project savings realized from the funding of a Career Technical Education Facilities Program project must be returned to the State.

The Applicant shall ensure that it is in compliance with all applicable laws, regulations and certifications it made on the program forms.

The Applicant is responsible for ensuring that the project is compliant with Prevailing Wage Monitoring and/or Labor Compliance Program requirements at the time construction contracts are executed and/or construction commenced.

APPLICANT DATA

Application No:	59/61424-00-008	Site Name:	Chico Senior High
County:	Butte	Industry Sector:	Agriculture and Natural Resources
Applicant:	Chico Unified	Pathway:	Ornamental Horticulture Agricultural Mechanics Agriscience

PROJECT DATA

Type of Project:	Modernization
Reservation of Funds:	Y
Loan Requested:	N
Qualifying SFP Project:	n/a
Number of CTE Classrooms:	2
SFP Classroom Allowance Deduction:	n/a

GRANT DATA

Eligible Project Costs (50%)	
Construction:	\$ 349,841.00
Equipment:	14,081.00
Site Development:	-
SFP Deduction:	0.00
Total State Share (50%)	363,922.00
District Share (50%)	363,922.00
Total Project Costs	\$ 727,844.00

HISTORY OF PROJECT COST AND APPORTIONMENT

	Fund Code	Proposition	Previously Authorized	Authorized this Action	State Apportionment this Action
State Share (50%)					
This Project	951-600	51	\$ 363,922.00	\$ (363,922.00)	
This Project	051-600	51		363,922.00	\$ 363,922.00
District Share (50%)					
Cash Contribution			363,922.00		
Total Project Cost			\$ 727,844.00	\$ 0.00	\$ 363,922.00

Funding Source: Proposition 51 Bonds/2016-Nov.

This application is approved as a Reservation of Funds. Pursuant to School Facility Program Regulation Section 1859.197, the Applicant is required to submit the necessary California Department of Education plan approval and the Division of the State Architect approved plans and specifications to the Office of Public School Construction by September 24, 2020. If the required documents are not physically received by this date, the Apportionment shall be rescinded without further Board action.

The applicant must submit a valid, complete Fund Release Authorization (Form SAB 50-05) within 90 days of the Office of Public School Construction's receipt of the Division of the State Architect approved plans and specifications and the California Department of Education plan approval. The Form SAB 50-05 submittal must contain an original signature from an authorized District Representative and must be physically received by the Office of Public School Construction at 707 Third Street, West Sacramento, CA 95605 prior to the close of business on the 90th day.

Pursuant to School Facility Program Regulation Section 1859.90.4, the applicant is required to submit a signed Grant Agreement for the project prior to or concurrent with a request for the release of funds.

Pursuant to School Facility Program Regulation Section 1859.199, the State portion of any and all project savings realized from the funding of a Career Technical Education Facilities Program project must be returned to the State.

The Applicant shall ensure that it is in compliance with all applicable laws, regulations and certifications it made on the program forms.

The Applicant is responsible for ensuring that the project is compliant with Prevailing Wage Monitoring and/or Labor Compliance Program requirements at the time construction contracts are executed and/or construction commenced.

APPLICANT DATA

Application No: 59/62166-00-005 County: Fresno Applicant: Fresno Unified	Site Name: Hoover High Industry Sector: Building and Construction Trades Pathway: Residential and Commercial Construction
---	--

PROJECT DATA

Type of Project:	Modernization
Reservation of Funds:	Y
Loan Requested:	N
Qualifying SFP Project:	n/a
Number of CTE Classrooms:	2
SFP Classroom Allowance Deduction:	n/a

GRANT DATA

Eligible Project Costs (50%)	
Construction:	\$ 848,442.00
Equipment:	-
Site Development:	-
SFP Deduction: 0.00	
Total State Share (50%)	848,442.00
District Share (50%)	848,442.00
Total Project Costs	\$ 1,696,884.00

HISTORY OF PROJECT COST AND APPORTIONMENT

	Fund Code	Proposition	Previously Authorized	Authorized this Action	State Apportionment this Action
State Share (50%)					
This Project	951-600	51	\$ 848,442.00	\$ (848,442.00)	
This Project	051-600	51		848,442.00	\$ 848,442.00
District Share (50%)					
Cash Contribution			848,442.00		
Total Project Cost			\$ 1,696,884.00	\$ 0.00	\$ 848,442.00

Funding Source: Proposition 51 Bonds/2016-Nov.

This application is approved as a Reservation of Funds. Pursuant to School Facility Program Regulation Section 1859.197, the Applicant is required to submit the necessary California Department of Education plan approval and the Division of the State Architect approved plans and specifications to the Office of Public School Construction by September 24, 2020. If the required documents are not physically received by this date, the Apportionment shall be rescinded without further Board action.

The applicant must submit a valid, complete Fund Release Authorization (Form SAB 50-05) within 90 days of the Office of Public School Construction's receipt of the Division of the State Architect approved plans and specifications and the California Department of Education plan approval. The Form SAB 50-05 submittal must contain an original signature from an authorized District Representative and must be physically received by the Office of Public School Construction at 707 Third Street, West Sacramento, CA 95605 prior to the close of business on the 90th day.

Pursuant to School Facility Program Regulation Section 1859.90.4, the applicant is required to submit a signed Grant Agreement for the project prior to or concurrent with a request for the release of funds.

Pursuant to School Facility Program Regulation Section 1859.199, the State portion of any and all project savings realized from the funding of a Career Technical Education Facilities Program project must be returned to the State.

The Applicant shall ensure that it is in compliance with all applicable laws, regulations and certifications it made on the program forms.

The Applicant is responsible for ensuring that the project is compliant with Prevailing Wage Monitoring and/or Labor Compliance Program requirements at the time construction contracts are executed and/or construction commenced.

APPLICANT DATA

Application No:	59/64774-00-001	Site Name:	Lynwood High
County:	Los Angeles	Industry Sector:	Health Science and Medical Technology
Applicant:	Lynwood Unified	Pathway:	Patient Care

PROJECT DATA

Type of Project:	Modernization
Reservation of Funds:	Y
Loan Requested:	N
Qualifying SFP Project:	n/a
Number of CTE Classrooms:	2
SFP Classroom Allowance Deduction:	n/a

GRANT DATA

Eligible Project Costs (50%)	
Construction:	\$ 157,311.00
Equipment:	91,635.00
Site Development:	-
SFP Deduction:	0.00
Total State Share (50%)	248,946.00
District Share (50%)	248,946.00
Total Project Costs	\$ 497,892.00

HISTORY OF PROJECT COST AND APPORTIONMENT

	Fund Code	Proposition	Previously Authorized	Authorized this Action	State Apportionment this Action
State Share (50%)					
This Project	951-600	51	\$ 248,946.00	\$ (248,946.00)	
This Project	051-600	51		248,946.00	\$ 248,946.00
District Share (50%)					
Cash Contribution			248,946.00		
Total Project Cost			\$ 497,892.00	\$ 0.00	\$ 248,946.00

Funding Source: Proposition 51 Bonds/2016-Nov.

This application is approved as a Reservation of Funds. Pursuant to School Facility Program Regulation Section 1859.197, the Applicant is required to submit the necessary California Department of Education plan approval and the Division of the State Architect approved plans and specifications to the Office of Public School Construction by September 24, 2020. If the required documents are not physically received by this date, the Apportionment shall be rescinded without further Board action.

The applicant must submit a valid, complete Fund Release Authorization (Form SAB 50-05) within 90 days of the Office of Public School Construction's receipt of the Division of the State Architect approved plans and specifications and the California Department of Education plan approval. The Form SAB 50-05 submittal must contain an original signature from an authorized District Representative and must be physically received by the Office of Public School Construction at 707 Third Street, West Sacramento, CA 95605 prior to the close of business on the 90th day.

Pursuant to School Facility Program Regulation Section 1859.90.4, the applicant is required to submit a signed Grant Agreement for the project prior to or concurrent with a request for the release of funds.

Pursuant to School Facility Program Regulation Section 1859.199, the State portion of any and all project savings realized from the funding of a Career Technical Education Facilities Program project must be returned to the State.

The Applicant shall ensure that it is in compliance with all applicable laws, regulations and certifications it made on the program forms.

The Applicant is responsible for ensuring that the project is compliant with Prevailing Wage Monitoring and/or Labor Compliance Program requirements at the time construction contracts are executed and/or construction commenced.

APPLICANT DATA

Application No: 59/66977-00-001 County: Riverside Applicant: Alvord Unified	Site Name: La Sierra High Industry Sector: Hospitality, Tourism, and Recreation Pathway: Food Service and Hospitality
--	--

PROJECT DATA

Type of Project:	Modernization
Reservation of Funds:	Y
Loan Requested:	N
Qualifying SFP Project:	n/a
Number of CTE Classrooms:	2
SFP Classroom Allowance Deduction:	n/a

GRANT DATA

Eligible Project Costs (50%)	
Construction:	\$ 1,093,874.00
Equipment:	405,654.00
Site Development:	-
SFP Deduction:	0.00
Total State Share (50%)	1,499,528.00
District Share (50%)	1,499,528.00
Total Project Costs	\$ 2,999,056.00

HISTORY OF PROJECT COST AND APPORTIONMENT

	Fund Code	Proposition	Previously Authorized	Authorized this Action	State Apportionment this Action
State Share (50%)					
This Project	951-600	51	\$ 1,499,528.00	\$ (1,499,528.00)	
This Project	051-600	51		1,499,528.00	\$ 1,499,528.00
District Share (50%)					
Cash Contribution			1,499,528.00		
Total Project Cost			\$ 2,999,056.00	\$ 0.00	\$ 1,499,528.00

Funding Source: Proposition 51 Bonds/2016-Nov.

This application is approved as a Reservation of Funds. Pursuant to School Facility Program Regulation Section 1859.197, the Applicant is required to submit the necessary California Department of Education plan approval and the Division of the State Architect approved plans and specifications to the Office of Public School Construction by September 24, 2020. If the required documents are not physically received by this date, the Apportionment shall be rescinded without further Board action.

The applicant must submit a valid, complete Fund Release Authorization (Form SAB 50-05) within 90 days of the Office of Public School Construction's receipt of the Division of the State Architect approved plans and specifications and the California Department of Education plan approval. The Form SAB 50-05 submittal must contain an original signature from an authorized District Representative and must be physically received by the Office of Public School Construction at 707 Third Street, West Sacramento, CA 95605 prior to the close of business on the 90th day.

Pursuant to School Facility Program Regulation Section 1859.90.4, the applicant is required to submit a signed Grant Agreement for the project prior to or concurrent with a request for the release of funds.

Pursuant to School Facility Program Regulation Section 1859.199, the State portion of any and all project savings realized from the funding of a Career Technical Education Facilities Program project must be returned to the State.

The Applicant shall ensure that it is in compliance with all applicable laws, regulations and certifications it made on the program forms.

The Applicant is responsible for ensuring that the project is compliant with Prevailing Wage Monitoring and/or Labor Compliance Program requirements at the time construction contracts are executed and/or construction commenced.

APPLICANT DATA

Application No:	59/67447-00-003	Site Name:	Casa Roble Fundamental High
County:	Sacramento	Industry Sector:	Health Science and Medical Technology
Applicant:	San Juan Unified	Pathway:	Patient Care

PROJECT DATA

Type of Project:	Modernization
Reservation of Funds:	Y
Loan Requested:	N
Qualifying SFP Project:	n/a
Number of CTE Classrooms:	2
SFP Classroom Allowance Deduction:	n/a

GRANT DATA

Eligible Project Costs (50%)	
Construction:	\$ 1,449,664.00
Equipment:	50,336.00
Site Development:	-
SFP Deduction:	0.00
Total State Share (50%)	1,500,000.00
District Share (50%)	1,500,000.00
Total Project Costs	\$ 3,000,000.00

HISTORY OF PROJECT COST AND APPORTIONMENT

	Fund Code	Proposition	Previously Authorized	Authorized this Action	State Apportionment this Action
State Share (50%)					
This Project	951-600	51	\$ 1,500,000.00	\$ (1,500,000.00)	
This Project	051-600	51		1,500,000.00	\$ 1,500,000.00
District Share (50%)					
Cash Contribution			1,500,000.00		
Total Project Cost			\$ 3,000,000.00	\$ 0.00	\$ 1,500,000.00

Funding Source: Proposition 51 Bonds/2016-Nov.

This application is approved as a Reservation of Funds. Pursuant to School Facility Program Regulation Section 1859.197, the Applicant is required to submit the necessary California Department of Education plan approval and the Division of the State Architect approved plans and specifications to the Office of Public School Construction by September 24, 2020. If the required documents are not physically received by this date, the Apportionment shall be rescinded without further Board action.

The applicant must submit a valid, complete Fund Release Authorization (Form SAB 50-05) within 90 days of the Office of Public School Construction's receipt of the Division of the State Architect approved plans and specifications and the California Department of Education plan approval. The Form SAB 50-05 submittal must contain an original signature from an authorized District Representative and must be physically received by the Office of Public School Construction at 707 Third Street, West Sacramento, CA 95605 prior to the close of business on the 90th day.

Pursuant to School Facility Program Regulation Section 1859.90.4, the applicant is required to submit a signed Grant Agreement for the project prior to or concurrent with a request for the release of funds.

Pursuant to School Facility Program Regulation Section 1859.199, the State portion of any and all project savings realized from the funding of a Career Technical Education Facilities Program project must be returned to the State.

The Applicant shall ensure that it is in compliance with all applicable laws, regulations and certifications it made on the program forms.

The Applicant is responsible for ensuring that the project is compliant with Prevailing Wage Monitoring and/or Labor Compliance Program requirements at the time construction contracts are executed and/or construction commenced.

APPLICANT DATA

Application No: 59/73809-00-003 County: Fresno Applicant: Firebaugh-Las Deltas Unified	Site Name: Firebaugh High Industry Sector: Building and Construction Trades Pathway: Residential and Commercial Construction
---	---

PROJECT DATA

Type of Project:	Modernization
Reservation of Funds:	Y
Loan Requested:	Y
Qualifying SFP Project:	n/a
Number of CTE Classrooms:	1
SFP Classroom Allowance Deduction:	n/a

GRANT DATA

Eligible Project Costs (50%)	
Construction:	\$ 1,054,062.00
Equipment:	88,524.00
Site Development:	-
Project Assistance:	\$3,978.00
SFP Deduction:	0.00
Total State Share (50%)	1,146,564.00
District Share (50%)	1,146,564.00
Total Project Costs	\$ 2,293,128.00

HISTORY OF PROJECT COST AND APPORTIONMENT

	Fund Code	Proposition	Previously Authorized	Authorized this Action	State Apportionment this Action
State Share (50%)					
This Project	951-600	51	\$ 1,146,564.00	\$ (1,146,564.00)	
This Project	051-600	51		1,146,564.00	\$ 1,146,564.00
District Share (50%)					
Cash Contribution					
State Loan	951-605	51	1,146,564.00	(1,146,564.00)	
State Loan	051-605	51		1,146,564.00	1,146,564.00
Total Project Cost			\$ 2,293,128.00	\$ 0.00	\$ 2,293,128.00

Funding Source: Proposition 51 Bonds/2016-Nov.

This application is approved as a Reservation of Funds. Pursuant to School Facility Program Regulation Section 1859.197, the Applicant is required to submit the necessary California Department of Education plan approval and the Division of the State Architect approved plans and specifications to the Office of Public School Construction by September 24, 2020. If the required documents are not physically received by this date, the Apportionment shall be rescinded without further Board action.

The applicant must submit a valid, complete Fund Release Authorization (Form SAB 50-05) within 90 days of the Office of Public School Construction's receipt of the Division of the State Architect approved plans and specifications and the California Department of Education plan approval. The Form SAB 50-05 submittal must contain an original signature from an authorized District Representative and must be physically received by the Office of Public School Construction at 707 Third Street, West Sacramento, CA 95605 prior to the close of business on the 90th day.

Pursuant to School Facility Program Regulation Section 1859.90.4, the applicant is required to submit a signed Grant Agreement for the project prior to or concurrent with a request for the release of funds.

Pursuant to School Facility Program Regulation Section 1859.199, the State portion of any and all project savings realized from the funding of a Career Technical Education Facilities Program project must be returned to the State.

The Applicant shall ensure that it is in compliance with all applicable laws, regulations and certifications it made on the program forms.

The Applicant is responsible for ensuring that the project is compliant with Prevailing Wage Monitoring and/or Labor Compliance Program requirements at the time construction contracts are executed and/or construction commenced.

The Applicant is required to submit complete and executed loan and grant agreements within 30 days of the date that the Office of Public School Construction provides these agreements to the Applicant.

Since the Applicant has requested a loan equal to the Applicant's entire matching share, Office of Public School Construction will release ten percent of the CTEFP grant amount to the applicant within 30 calendar days of the Apportionment pursuant to School Facility Program Regulation Section 1859.197. Release of funds is contingent upon the Office of Public School Construction's receipt of the signed and executed loan and grant agreements.

If the Applicant does not meet the requirements of School Facility Program Regulation Section 1859.197 related to a reservation and the requirements for a release of funds, the Applicant is required to return the amount released, plus interest, in accordance with the repayment provisions identified in School Facility Program Regulation Section 1859.106.1.

APPLICANT DATA

Application No:	55/62117-00-014	Site Name:	Clovis East High
County:	Fresno	Industry Sector:	Agriculture and Natural Resources
Applicant:	Clovis Unified	Pathway:	Agriscience Ornamental Horticulture

PROJECT DATA

Type of Project:	New Construction
Reservation of Funds:	Y
Loan Requested:	N
Qualifying SFP Project:	n/a
Number of CTE Classrooms:	2
SFP Classroom Allowance Deduction:	n/a

GRANT DATA

Eligible Project Costs (50%)	
Construction:	\$ 1,365,161.00
Equipment:	113,245.00
Site Development:	219,750.00
SFP Deduction:	0.00
Total State Share (50%)	1,698,156.00
District Share (50%)	1,698,156.00
Total Project Costs	\$ 3,396,312.00

HISTORY OF PROJECT COST AND APPORTIONMENT

	Fund Code	Proposition	Previously Authorized	Authorized this Action	State Apportionment this Action
State Share (50%)					
This Project	951-600	51	\$ 1,698,156.00	\$ (1,698,156.00)	
This Project	051-600	51		1,698,156.00	\$ 1,698,156.00
District Share (50%)					
Cash Contribution			1,698,156.00		
Total Project Cost			\$ 3,396,312.00	\$ 0.00	\$ 1,698,156.00

Funding Source: Proposition 51 Bonds/2016-Nov.

This application is approved as a Reservation of Funds. Pursuant to School Facility Program Regulation Section 1859.197, the Applicant is required to submit the necessary California Department of Education plan approval and the Division of the State Architect approved plans and specifications to the Office of Public School Construction by September 24, 2020. If the required documents are not physically received by this date, the Apportionment shall be rescinded without further Board action.

The applicant must submit a valid, complete Fund Release Authorization (Form SAB 50-05) within 90 days of the Office of Public School Construction's receipt of the Division of the State Architect approved plans and specifications and the California Department of Education plan approval. The Form SAB 50-05 submittal must contain an original signature from an authorized District Representative and must be physically received by the Office of Public School Construction at 707 Third Street, West Sacramento, CA 95605 prior to the close of business on the 90th day.

Pursuant to School Facility Program Regulation Section 1859.90.4, the applicant is required to submit a signed Grant Agreement for the project prior to or concurrent with a request for the release of funds.

Pursuant to School Facility Program Regulation Section 1859.199, the State portion of any and all project savings realized from the funding of a Career Technical Education Facilities Program project must be returned to the State.

The Applicant shall ensure that it is in compliance with all applicable laws, regulations and certifications it made on the program forms.

The Applicant is responsible for ensuring that the project is compliant with Prevailing Wage Monitoring and/or Labor Compliance Program requirements at the time construction contracts are executed and/or construction commenced.

APPLICANT DATA

Application No:	55/62158-00-001	Site Name:	Fowler High
County:	Fresno	Industry Sector:	Agriculture and Natural Resources
Applicant:	Fowler Unified	Pathway:	Agriscience

PROJECT DATA

Type of Project:	New Construction
Reservation of Funds:	Y
Loan Requested:	N
Qualifying SFP Project:	50/62158-00-002
Number of CTE Classrooms:	0
SFP Classroom Allowance Deduction:	n/a

GRANT DATA

Eligible Project Costs (50%)	
Construction:	\$ 770,655.00
Equipment:	35,122.00
Site Development:	-
SFP Deduction:	0.00
Total State Share (50%)	805,777.00
District Share (50%)	805,777.00
Total Project Costs	\$ 1,611,554.00

HISTORY OF PROJECT COST AND APPORTIONMENT

	Fund Code	Proposition	Previously Authorized	Authorized this Action	State Apportionment this Action
State Share (50%)					
This Project	951-600	51	\$ 805,777.00	\$ (805,777.00)	
This Project	051-600	51		805,777.00	\$ 805,777.00
District Share (50%)					
Cash Contribution			805,777.00		
Total Project Cost			\$ 1,611,554.00	\$ 0.00	\$ 805,777.00

Funding Source: Proposition 51 Bonds/2016-Nov.

This application is approved as a Reservation of Funds. Pursuant to School Facility Program Regulation Section 1859.197, the Applicant is required to submit the necessary California Department of Education plan approval and the Division of the State Architect approved plans and specifications to the Office of Public School Construction by September 24, 2020. If the required documents are not physically received by this date, the Apportionment shall be rescinded without further Board action.

The applicant must submit a valid, complete Fund Release Authorization (Form SAB 50-05) within 90 days of the Office of Public School Construction's receipt of the Division of the State Architect approved plans and specifications and the California Department of Education plan approval. The Form SAB 50-05 submittal must contain an original signature from an authorized District Representative and must be physically received by the Office of Public School Construction at 707 Third Street, West Sacramento, CA 95605 prior to the close of business on the 90th day.

Pursuant to School Facility Program Regulation Section 1859.90.4, the applicant is required to submit a signed Grant Agreement for the project prior to or concurrent with a request for the release of funds.

Pursuant to School Facility Program Regulation Section 1859.199, the State portion of any and all project savings realized from the funding of a Career Technical Education Facilities Program project must be returned to the State.

Pursuant to SFP Regulation Sections 1859.193 and 1859.193.1, the District has combined this application with a qualifying SFP application.

The Applicant shall ensure that it is in compliance with all applicable laws, regulations and certifications it made on the program forms.

The Applicant is responsible for ensuring that the project is compliant with Prevailing Wage Monitoring and/or Labor Compliance Program requirements at the time construction contracts are executed and/or construction commenced.

APPLICANT DATA

Application No: 55/63529-00-019 County: Kern Applicant: Kern High	Site Name: Kern Valley High Industry Sector: Agriculture and Natural Resources Pathway: Animal Science
--	---

PROJECT DATA

Type of Project:	New Construction
Reservation of Funds:	Y
Loan Requested:	N
Qualifying SFP Project:	n/a
Number of CTE Classrooms:	n/a
SFP Classroom Allowance Deduction:	n/a

GRANT DATA

Eligible Project Costs (50%)	
Construction:	\$ 385,111.00
Equipment:	10,255.00
Site Development:	33,424.00
SFP Deduction:	0.00
Total State Share (50%)	428,790.00
District Share (50%)	428,790.00
Total Project Costs	\$ 857,580.00

HISTORY OF PROJECT COST AND APPORTIONMENT

	Fund Code	Proposition	Previously Authorized	Authorized this Action	State Apportionment this Action
State Share (50%)					
This Project	951-600	51	\$ 428,790.00	\$ (428,790.00)	
This Project	051-600	51		428,790.00	\$ 428,790.00
District Share (50%)					
Cash Contribution			428,790.00		
Total Project Cost			\$ 857,580.00	\$ 0.00	\$ 428,790.00

Funding Source: Proposition 51 Bonds/2016-Nov.

This application is approved as a Reservation of Funds. Pursuant to School Facility Program Regulation Section 1859.197, the Applicant is required to submit the necessary California Department of Education plan approval and the Division of the State Architect approved plans and specifications to the Office of Public School Construction by September 24, 2020. If the required documents are not physically received by this date, the Apportionment shall be rescinded without further Board action.

The applicant must submit a valid, complete Fund Release Authorization (Form SAB 50-05) within 90 days of the Office of Public School Construction's receipt of the Division of the State Architect approved plans and specifications and the California Department of Education plan approval. The Form SAB 50-05 submittal must contain an original signature from an authorized District Representative and must be physically received by the Office of Public School Construction at 707 Third Street, West Sacramento, CA 95605 prior to the close of business on the 90th day.

Pursuant to School Facility Program Regulation Section 1859.90.4, the applicant is required to submit a signed Grant Agreement for the project prior to or concurrent with a request for the release of funds.

Pursuant to School Facility Program Regulation Section 1859.199, the State portion of any and all project savings realized from the funding of a Career Technical Education Facilities Program project must be returned to the State.

The Applicant shall ensure that it is in compliance with all applicable laws, regulations and certifications it made on the program forms.

The Applicant is responsible for ensuring that the project is compliant with Prevailing Wage Monitoring and/or Labor Compliance Program requirements at the time construction contracts are executed and/or construction commenced.

APPLICANT DATA

Application No: 55/64725-00-006	Site Name: Renaissance High School For The Arts
County: Los Angeles	Industry Sector: Arts, Media, and Entertainment
Applicant: Long Beach Unified	Pathway: Performing Arts

PROJECT DATA

Type of Project: New Construction
Reservation of Funds: Y
Loan Requested: N
Qualifying SFP Project: 57/64725-00-021
Number of CTE Classrooms: 1
SFP Classroom Allowance Deduction: n/a

GRANT DATA

Eligible Project Costs (50%)

Construction:	\$ 1,985,450.00
Equipment:	-
Site Development:	-
SFP Deduction:	0.00
Total State Share (50%)	1,985,450.00
District Share (50%)	1,985,450.00
Total Project Costs	\$ 3,970,900.00

HISTORY OF PROJECT COST AND APPORTIONMENT

	Fund Code	Proposition	Previously Authorized	Authorized this Action	State Apportionment this Action
State Share (50%)					
This Project	951-600	51	\$ 1,985,450.00	\$ (1,985,450.00)	
This Project	051-600	51		1,985,450.00	\$ 1,985,450.00
District Share (50%)					
Cash Contribution			1,985,450.00		
Total Project Cost			\$ 3,970,900.00	\$ 0.00	\$ 1,985,450.00

Funding Source: Proposition 51 Bonds/2016-Nov.

This application is approved as a Reservation of Funds. Pursuant to School Facility Program Regulation Section 1859.197, the Applicant is required to submit the necessary California Department of Education plan approval and the Division of the State Architect approved plans and specifications to the Office of Public School Construction by September 24, 2020. If the required documents are not physically received by this date, the Apportionment shall be rescinded without further Board action.

The applicant must submit a valid, complete Fund Release Authorization (Form SAB 50-05) within 90 days of the Office of Public School Construction's receipt of the Division of the State Architect approved plans and specifications and the California Department of Education plan approval. The Form SAB 50-05 submittal must contain an original signature from an authorized District Representative and must be physically received by the Office of Public School Construction at 707 Third Street, West Sacramento, CA 95605 prior to the close of business on the 90th day.

Pursuant to School Facility Program Regulation Section 1859.90.4, the applicant is required to submit a signed Grant Agreement for the project prior to or concurrent with a request for the release of funds.

Pursuant to School Facility Program Regulation Section 1859.199, the State portion of any and all project savings realized from the funding of a Career Technical Education Facilities Program project must be returned to the State.

Pursuant to SFP Regulation Sections 1859.193 and 1859.193.1, the District has combined this application with a qualifying SFP application.

The Applicant shall ensure that it is in compliance with all applicable laws, regulations and certifications it made on the program forms.

The Applicant is responsible for ensuring that the project is compliant with Prevailing Wage Monitoring and/or Labor Compliance Program requirements at the time construction contracts are executed and/or construction commenced.

APPLICANT DATA

Application No: 55/64725-00-007	Site Name: Jordan High
County: Los Angeles	Industry Sector: Health Science and Medical Technology
Applicant: Long Beach Unified	Pathway: Patient Care

PROJECT DATA

Type of Project:	New Construction
Reservation of Funds:	Y
Loan Requested:	N
Qualifying SFP Project:	n/a
Number of CTE Classrooms:	2
SFP Classroom Allowance Deduction:	n/a

GRANT DATA

Eligible Project Costs (50%)	
Construction:	\$ 1,388,977.00
Equipment:	-
Site Development:	-
SFP Deduction:	0.00
Total State Share (50%)	1,388,977.00
District Share (50%)	1,388,977.00
Total Project Costs	\$ 2,777,954.00

PROJECT FINANCING

	Fund Code	Proposition	Previously Authorized	Authorized this Action	State Apportionment this Action
State Share (50%)					
This Project	951-600	51	\$ 1,388,977.00	\$ (1,388,977.00)	
This Project	051-600	51		1,388,977.00	\$ 1,388,977.00
District Share (50%)					
Cash Contribution			1,388,977.00		
Total Project Cost			\$ 2,777,954.00	\$ 0.00	\$ 1,388,977.00

Funding Source: Proposition 51 Bonds/2016-Nov.

This application is approved as a Reservation of Funds. Pursuant to School Facility Program Regulation Section 1859.197, the Applicant is required to submit the necessary California Department of Education plan approval and the Division of the State Architect approved plans and specifications to the Office of Public School Construction by September 24, 2020. If the required documents are not physically received by this date, the Apportionment shall be rescinded without further Board action.

The applicant must submit a valid, complete Fund Release Authorization (Form SAB 50-05) within 90 days of the Office of Public School Construction's receipt of the Division of the State Architect approved plans and specifications and the California Department of Education plan approval. The Form SAB 50-05 submittal must contain an original signature from an authorized District Representative and must be physically received by the Office of Public School Construction at 707 Third Street, West Sacramento, CA 95605 prior to the close of business on the 90th day.

Pursuant to School Facility Program Regulation Section 1859.90.4, the applicant is required to submit a signed Grant Agreement for the project prior to or concurrent with a request for the release of funds.

Pursuant to School Facility Program Regulation Section 1859.199, the State portion of any and all project savings realized from the funding of a Career Technical Education Facilities Program project must be returned to the State.

The Applicant shall ensure that it is in compliance with all applicable laws, regulations and certifications it made on the program forms.

The Applicant is responsible for ensuring that the project is compliant with Prevailing Wage Monitoring and/or Labor Compliance Program requirements at the time construction contracts are executed and/or construction commenced.

APPLICANT DATA

Application No: 55/64725-00-008 County: Los Angeles Applicant: Long Beach Unified	Site Name: Jordan High Industry Sector: Arts, Media, and Entertainment Pathway: Design, Visual, and Media Arts
--	---

PROJECT DATA

Type of Project:	New Construction
Reservation of Funds:	Y
Loan Requested:	N
Qualifying SFP Project:	57/64725-00-019
Number of CTE Classrooms:	4
SFP Classroom Allowance Deduction:	n/a

GRANT DATA

Eligible Project Costs (50%)	
Construction:	\$ 1,362,735.00
Equipment:	-
Site Development:	-
SFP Deduction:	0.00
Total State Share (50%)	1,362,735.00
District Share (50%)	1,362,735.00
Total Project Costs	\$ 2,725,470.00

HISTORY OF PROJECT COST AND APPORTIONMENT

	Fund Code	Proposition	Previously Authorized	Authorized this Action	State Apportionment this Action
State Share (50%)					
This Project	951-600	51	\$ 1,362,735.00	\$ (1,362,735.00)	
This Project	051-600	51		1,362,735.00	\$ 1,362,735.00
District Share (50%)			1,362,735.00		
Cash Contribution					
Total Project Cost			\$ 2,725,470.00	\$ 0.00	\$ 1,362,735.00

Funding Source: Proposition 51 Bonds/2016-Nov.

This application is approved as a Reservation of Funds. Pursuant to School Facility Program Regulation Section 1859.197, the Applicant is required to submit the necessary California Department of Education plan approval and the Division of the State Architect approved plans and specifications to the Office of Public School Construction by September 24, 2020. If the required documents are not physically received by this date, the Apportionment shall be rescinded without further Board action.

The applicant must submit a valid, complete Fund Release Authorization (Form SAB 50-05) within 90 days of the Office of Public School Construction's receipt of the Division of the State Architect approved plans and specifications and the California Department of Education plan approval. The Form SAB 50-05 submittal must contain an original signature from an authorized District Representative and must be physically received by the Office of Public School Construction at 707 Third Street, West Sacramento, CA 95605 prior to the close of business on the 90th day.

Pursuant to School Facility Program Regulation Section 1859.90.4, the applicant is required to submit a signed Grant Agreement for the project prior to or concurrent with a request for the release of funds.

Pursuant to School Facility Program Regulation Section 1859.199, the State portion of any and all project savings realized from the funding of a Career Technical Education Facilities Program project must be returned to the State.

Pursuant to SFP Regulation Sections 1859.193 and 1859.193.1, the District has combined this application with a qualifying SFP application.

The Applicant shall ensure that it is in compliance with all applicable laws, regulations and certifications it made on the program forms.

The Applicant is responsible for ensuring that the project is compliant with Prevailing Wage Monitoring and/or Labor Compliance Program requirements at the time construction contracts are executed and/or construction commenced.

APPLICANT DATA

Application No:	55/66944-00-003	Site Name:	North Tahoe High
County:	Placer	Industry Sector:	Hospitality, Tourism, and Recreation
Applicant:	Tahoe-Truckee Unified	Pathway:	Food Service and Hospitality

PROJECT DATA

Type of Project:	New Construction
Reservation of Funds:	Y
Loan Requested:	N
Qualifying SFP Project:	50/66944-00-005
Number of CTE Classrooms:	2
SFP Classroom Allowance Deduction:	\$382,080.00

GRANT DATA

Eligible Project Costs (50%)	
Construction:	\$ 1,321,656.00
Equipment:	-
Site Development:	-
SFP Deduction:	(382,080.00)
Total State Share (50%)	939,576.00
District Share (50%)	939,576.00
Total Project Costs	\$ 1,879,152.00

HISTORY OF PROJECT COST AND APPORTIONMENT

	Fund Code	Proposition	Previously Authorized	Authorized this Action	State Apportionment this Action
State Share (50%)					
This Project	951-600	51	\$ 939,576.00	\$ (939,576.00)	
This Project	051-600	51		939,576.00	\$ 939,576.00
District Share (50%)					
Cash Contribution			939,576.00		
Total Project Cost			\$ 1,879,152.00	\$ 0.00	\$ 939,576.00

Funding Source: Proposition 51 Bonds/2016-Nov.

This application is approved as a Reservation of Funds. Pursuant to School Facility Program Regulation Section 1859.197, the Applicant is required to submit the necessary California Department of Education plan approval and the Division of the State Architect approved plans and specifications to the Office of Public School Construction by September 24, 2020. If the required documents are not physically received by this date, the Apportionment shall be rescinded without further Board action.

The applicant must submit a valid, complete Fund Release Authorization (Form SAB 50-05) within 90 days of the Office of Public School Construction's receipt of the Division of the State Architect approved plans and specifications and the California Department of Education plan approval. The Form SAB 50-05 submittal must contain an original signature from an authorized District Representative and must be physically received by the Office of Public School Construction at 707 Third Street, West Sacramento, CA 95605 prior to the close of business on the 90th day.

Pursuant to School Facility Program Regulation Section 1859.90.4, the applicant is required to submit a signed Grant Agreement for the project prior to or concurrent with a request for the release of funds.

Pursuant to School Facility Program Regulation Section 1859.199, the State portion of any and all project savings realized from the funding of a Career Technical Education Facilities Program project must be returned to the State.

Pursuant to SFP Regulation Sections 1859.193 and 1859.193.1, the District has combined this application with a qualifying SFP application.

The Applicant shall ensure that it is in compliance with all applicable laws, regulations and certifications it made on the program forms.

The Applicant is responsible for ensuring that the project is compliant with Prevailing Wage Monitoring and/or Labor Compliance Program requirements at the time construction contracts are executed and/or construction commenced.

APPLICANT DATA

Application No: 55/66985-00-002 County: Riverside Applicant: Banning Unified	Site Name: Banning High Industry Sector: Arts, Media, and Entertainment Pathway: Production and Managerial Arts
---	--

PROJECT DATA

Type of Project:	New Construction
Reservation of Funds:	N
Loan Requested:	N
Qualifying SFP Project:	n/a
Number of CTE Classrooms:	3
SFP Classroom Allowance Deduction:	n/a

GRANT DATA

Eligible Project Costs (50%)	
Construction:	\$ 3,000,000.00
Equipment:	-
Site Development:	-
SFP Deduction:	0.00
Total State Share (50%)	3,000,000.00
District Share (50%)	3,000,000.00
Total Project Costs	\$ 6,000,000.00

HISTORY OF PROJECT COST AND APPORTIONMENT

	Fund Code	Proposition	Previously Authorized	Authorized this Action	State Apportionment this Action
State Share (50%)					
This Project	951-600	51	\$ 3,000,000.00	\$ (3,000,000.00)	
This Project	051-600	51		3,000,000.00	\$ 3,000,000.00
District Share (50%)					
Cash Contribution			3,000,000.00		
Total Project Cost			\$ 6,000,000.00	\$ 0.00	\$ 3,000,000.00

Funding Source: Proposition 51 Bonds/2016-Nov.

Pursuant to the Board's action on September 25, 2019, the District is required to submit a complete Fund Release Authorization (Form SAB 50-05) on or before December 24, 2019; otherwise, the apportionment will be rescinded without further Board action and will receive a new Unfunded Approval date of December 24, 2019.

The Form SAB 50-05 submittal must contain an original signature from a designated District Representative and must be physically received by the Office of Public School Construction at 707 Third Street, West Sacramento, CA 95605 prior to the close of business on December 24, 2019.

Based on the Board's action on June 5, 2017, this project is subject to the Grant Agreement pursuant to School Facility Program Regulation Section 1859.90.4.

Pursuant to School Facility Program Regulation Section 1859.199, the State portion of any and all project savings realized from the funding of a Career Technical Education Facilities Program Project must be returned to the State.

The Applicant shall ensure that it is in compliance with all applicable laws, regulations and certifications it made on the program forms.

The Applicant is responsible for ensuring that the project is compliant with Prevailing Wage Monitoring and/or Labor Compliance Program requirements at the time construction contracts are executed and/or construction commenced.

APPLICANT DATA

Application No: 55/67314-00-007	Site Name: Florin High
County: Sacramento	Industry Sector: Hospitality, Tourism, and Recreation
Applicant: Elk Grove Unified	Pathway: Food Service and Hospitality

PROJECT DATA

Type of Project:	New Construction
Reservation of Funds:	Y
Loan Requested:	N
Qualifying SFP Project:	n/a
Number of CTE Classrooms:	1
SFP Classroom Allowance Deduction:	n/a

GRANT DATA

Eligible Project Costs (50%)	
Construction:	\$ 2,557,580.00
Equipment:	271,253.00
Site Development:	171,103.00
SFP Deduction:	0.00
Total State Share (50%)	2,999,936.00
District Share (50%)	2,999,936.00
Total Project Costs	\$ 5,999,872.00

HISTORY OF PROJECT COST AND APPORTIONMENT

	Fund Code	Proposition	Previously Authorized	Authorized this Action	State Apportionment this Action
State Share (50%)					
This Project	951-600	51	\$ 2,999,936.00	\$ (2,999,936.00)	
This Project	051-600	51		2,999,936.00	\$ 2,999,936.00
District Share (50%)					
Cash Contribution			2,999,936.00		
Total Project Cost			\$ 5,999,872.00	\$ 0.00	\$ 2,999,936.00

Funding Source: Proposition 51 Bonds/2016-Nov.

This application is approved as a Reservation of Funds. Pursuant to School Facility Program Regulation Section 1859.197, the Applicant is required to submit the necessary California Department of Education plan approval and the Division of the State Architect approved plans and specifications to the Office of Public School Construction by September 24, 2020. If the required documents are not physically received by this date, the Apportionment shall be rescinded without further Board action.

The applicant must submit a valid, complete Fund Release Authorization (Form SAB 50-05) within 90 days of the Office of Public School Construction's receipt of the Division of the State Architect approved plans and specifications and the California Department of Education plan approval. The Form SAB 50-05 submittal must contain an original signature from an authorized District Representative and must be physically received by the Office of Public School Construction at 707 Third Street, West Sacramento, CA 95605 prior to the close of business on the 90th day.

Pursuant to School Facility Program Regulation Section 1859.90.4, the applicant is required to submit a signed Grant Agreement for the project prior to or concurrent with a request for the release of funds.

Pursuant to School Facility Program Regulation Section 1859.199, the State portion of any and all project savings realized from the funding of a Career Technical Education Facilities Program project must be returned to the State.

The Applicant shall ensure that it is in compliance with all applicable laws, regulations and certifications it made on the program forms.

The Applicant is responsible for ensuring that the project is compliant with Prevailing Wage Monitoring and/or Labor Compliance Program requirements at the time construction contracts are executed and/or construction commenced.

APPLICANT DATA

Application No: 55/67314-00-010 County: Sacramento Applicant: Elk Grove Unified	Site Name: Elk Grove High Industry Sector: Hospitality, Tourism, and Recreation Pathway: Food Service and Hospitality
--	--

PROJECT DATA

Type of Project:	New Construction
Reservation of Funds:	Y
Loan Requested:	N
Qualifying SFP Project:	n/a
Number of CTE Classrooms:	1
SFP Classroom Allowance Deduction:	n/a

GRANT DATA

Eligible Project Costs (50%)		
Construction:	\$	1,956,400.00
Equipment:		244,220.00
Site Development:		163,802.00
SFP Deduction:		0.00
Total State Share (50%)		2,364,422.00
District Share (50%)		2,364,422.00
Total Project Costs	\$	4,728,844.00

HISTORY OF PROJECT COST AND APPORTIONMENT

	Fund Code	Proposition	Previously Authorized	Authorized this Action	State Apportionment this Action
State Share (50%)					
This Project	951-600	51	\$ 2,364,422.00	\$ (2,364,422.00)	
This Project	051-600	51		2,364,422.00	\$ 2,364,422.00
District Share (50%)					
Cash Contribution			2,364,422.00		
Total Project Cost			\$ 4,728,844.00	\$ 0.00	\$ 2,364,422.00

Funding Source: Proposition 51 Bonds/2016-Nov.

This application is approved as a Reservation of Funds. Pursuant to School Facility Program Regulation Section 1859.197, the Applicant is required to submit the necessary California Department of Education plan approval and the Division of the State Architect approved plans and specifications to the Office of Public School Construction by September 24, 2020. If the required documents are not physically received by this date, the Apportionment shall be rescinded without further Board action.

The applicant must submit a valid, complete Fund Release Authorization (Form SAB 50-05) within 90 days of the Office of Public School Construction's receipt of the Division of the State Architect approved plans and specifications and the California Department of Education plan approval. The Form SAB 50-05 submittal must contain an original signature from an authorized District Representative and must be physically received by the Office of Public School Construction at 707 Third Street, West Sacramento, CA 95605 prior to the close of business on the 90th day.

Pursuant to School Facility Program Regulation Section 1859.90.4, the applicant is required to submit a signed Grant Agreement for the project prior to or concurrent with a request for the release of funds.

Pursuant to School Facility Program Regulation Section 1859.199, the State portion of any and all project savings realized from the funding of a Career Technical Education Facilities Program project must be returned to the State.

The Applicant shall ensure that it is in compliance with all applicable laws, regulations and certifications it made on the program forms.

The Applicant is responsible for ensuring that the project is compliant with Prevailing Wage Monitoring and/or Labor Compliance Program requirements at the time construction contracts are executed and/or construction commenced.

APPLICANT DATA

Application No: 55/67314-00-011	Site Name: Cosumnes Oaks High
County: Sacramento	Industry Sector: Health Science and Medical Technology
Applicant: Elk Grove Unified	Pathway: Patient Care

PROJECT DATA

Type of Project:	New Construction
Reservation of Funds:	Y
Loan Requested:	N
Qualifying SFP Project:	n/a
Number of CTE Classrooms:	2
SFP Classroom Allowance Deduction:	n/a

GRANT DATA

Eligible Project Costs (50%)	
Construction:	\$ 1,047,312.00
Equipment:	256,927.00
Site Development:	71,568.00
SFP Deduction:	0.00
Total State Share (50%)	1,375,807.00
District Share (50%)	1,375,807.00
Total Project Costs	\$ 2,751,614.00

HISTORY OF PROJECT COST AND APPORTIONMENT

	Fund Code	Proposition	Previously Authorized	Authorized this Action	State Apportionment this Action
State Share (50%)					
This Project	951-600	51	\$ 1,375,807.00	\$ (1,375,807.00)	
This Project	051-600	51		1,375,807.00	\$ 1,375,807.00
District Share (50%)					
Cash Contribution			1,375,807.00		
Total Project Cost			\$ 2,751,614.00	\$ 0.00	\$ 1,375,807.00

Funding Source: Proposition 51 Bonds/2016-Nov.

This application is approved as a Reservation of Funds. Pursuant to School Facility Program Regulation Section 1859.197, the Applicant is required to submit the necessary California Department of Education plan approval and the Division of the State Architect approved plans and specifications to the Office of Public School Construction by September 24, 2020. If the required documents are not physically received by this date, the Apportionment shall be rescinded without further Board action.

The applicant must submit a valid, complete Fund Release Authorization (Form SAB 50-05) within 90 days of the Office of Public School Construction's receipt of the Division of the State Architect approved plans and specifications and the California Department of Education plan approval. The Form SAB 50-05 submittal must contain an original signature from an authorized District Representative and must be physically received by the Office of Public School Construction at 707 Third Street, West Sacramento, CA 95605 prior to the close of business on the 90th day.

Pursuant to School Facility Program Regulation Section 1859.90.4, the applicant is required to submit a signed Grant Agreement for the project prior to or concurrent with a request for the release of funds.

Pursuant to School Facility Program Regulation Section 1859.199, the State portion of any and all project savings realized from the funding of a Career Technical Education Facilities Program project must be returned to the State.

The Applicant shall ensure that it is in compliance with all applicable laws, regulations and certifications it made on the program forms.

The Applicant is responsible for ensuring that the project is compliant with Prevailing Wage Monitoring and/or Labor Compliance Program requirements at the time construction contracts are executed and/or construction commenced.

APPLICANT DATA

Application No: 55/67314-00-012 County: Sacramento Applicant: Elk Grove Unified	Site Name: Florin High Industry Sector: Engineering and Architecture Pathway: Engineering Design
--	---

PROJECT DATA

Type of Project:	New Construction
Reservation of Funds:	Y
Loan Requested:	N
Qualifying SFP Project:	n/a
Number of CTE Classrooms:	2
SFP Classroom Allowance Deduction:	n/a

GRANT DATA

Eligible Project Costs (50%)	
Construction:	\$ 1,552,478.00
Equipment:	249,319.00
Site Development:	76,351.00
SFP Deduction:	0.00
Total State Share (50%)	1,878,148.00
District Share (50%)	1,878,148.00
Total Project Costs	\$ 3,756,296.00

HISTORY OF PROJECT COST AND APPORTIONMENT

	Fund Code	Proposition	Previously Authorized	Authorized this Action	State Apportionment this Action
State Share (50%)					
This Project	951-600	51	\$ 1,878,148.00	\$ (1,878,148.00)	
This Project	051-600	51		1,878,148.00	\$ 1,878,148.00
District Share (50%)					
Cash Contribution			1,878,148.00		
Total Project Cost			\$ 3,756,296.00	\$ 0.00	\$ 1,878,148.00

Funding Source: Proposition 51 Bonds/2016-Nov.

This application is approved as a Reservation of Funds. Pursuant to School Facility Program Regulation Section 1859.197, the Applicant is required to submit the necessary California Department of Education plan approval and the Division of the State Architect approved plans and specifications to the Office of Public School Construction by September 24, 2020. If the required documents are not physically received by this date, the Apportionment shall be rescinded without further Board action.

The applicant must submit a valid, complete Fund Release Authorization (Form SAB 50-05) within 90 days of the Office of Public School Construction's receipt of the Division of the State Architect approved plans and specifications and the California Department of Education plan approval. The Form SAB 50-05 submittal must contain an original signature from an authorized District Representative and must be physically received by the Office of Public School Construction at 707 Third Street, West Sacramento, CA 95605 prior to the close of business on the 90th day.

Pursuant to School Facility Program Regulation Section 1859.90.4, the applicant is required to submit a signed Grant Agreement for the project prior to or concurrent with a request for the release of funds.

Pursuant to School Facility Program Regulation Section 1859.199, the State portion of any and all project savings realized from the funding of a Career Technical Education Facilities Program project must be returned to the State.

The Applicant shall ensure that it is in compliance with all applicable laws, regulations and certifications it made on the program forms.

The Applicant is responsible for ensuring that the project is compliant with Prevailing Wage Monitoring and/or Labor Compliance Program requirements at the time construction contracts are executed and/or construction commenced.

APPLICANT DATA

Application No: 55/75242-02-002 County: Riverside Applicant: Val Verde Unified	Site Name: Orange Vista High Industry Sector: Arts, Media, and Entertainment Pathway: Production and Managerial Arts
---	---

PROJECT DATA

Type of Project: New Construction
Reservation of Funds: Y
Loan Requested: N
Qualifying SFP Project: 50/75242-02-002
Number of CTE Classrooms: 1
SFP Classroom Allowance Deduction: \$191,040.00

GRANT DATA

Eligible Project Costs (50%)

Construction:	\$ 325,901.00
Equipment:	105,080.00
Site Development:	-
SFP Deduction:	(191,040.00)
Total State Share (50%)	<u>239,941.00</u>
District Share (50%)	<u>239,941.00</u>
Total Project Costs	\$ <u>479,882.00</u>

HISTORY OF PROJECT COST AND APPORTIONMENT

	Fund Code	Proposition	Previously Authorized	Authorized this Action	State Apportionment this Action
State Share (50%)					
This Project	951-600	51	\$ 239,941.00	\$ (239,941.00)	
This Project	051-600	51		239,941.00	\$ 239,941.00
District Share (50%)					
Cash Contribution			239,941.00		
Total Project Cost			<u>\$ 479,882.00</u>	<u>\$ 0.00</u>	<u>\$ 239,941.00</u>

Funding Source: Proposition 51 Bonds/2016-Nov.

This application is approved as a Reservation of Funds. Pursuant to School Facility Program Regulation Section 1859.197, the Applicant is required to submit the necessary California Department of Education plan approval and the Division of the State Architect approved plans and specifications to the Office of Public School Construction by September 24, 2020. If the required documents are not physically received by this date, the Apportionment shall be rescinded without further Board action.

The applicant must submit a valid, complete Fund Release Authorization (Form SAB 50-05) within 90 days of the Office of Public School Construction's receipt of the Division of the State Architect approved plans and specifications and the California Department of Education plan approval. The Form SAB 50-05 submittal must contain an original signature from an authorized District Representative and must be physically received by the Office of Public School Construction at 707 Third Street, West Sacramento, CA 95605 prior to the close of business on the 90th day.

Pursuant to School Facility Program Regulation Section 1859.90.4, the applicant is required to submit a signed Grant Agreement for the project prior to or concurrent with a request for the release of funds.

Pursuant to SFP Regulation Sections 1859.193 and 1859.193.1, the District has combined this application with a qualifying SFP application.

Pursuant to School Facility Program Regulation Section 1859.199, the State portion of any and all project savings realized from the funding of a Career Technical Education Facilities Program project must be returned to the State.

The Applicant shall ensure that it is in compliance with all applicable laws, regulations and certifications it made on the program forms.

The Applicant is responsible for ensuring that the project is compliant with Prevailing Wage Monitoring and/or Labor Compliance Program requirements at the time construction contracts are executed and/or construction commenced.

APPLICANT DATA

Application No: 55/75598-00-001	Site Name: Caruthers High
County: Fresno	Industry Sector: Health Science and Medical Technology
Applicant: Caruthers Unified	Pathway: Patient Care

PROJECT DATA

Type of Project:	New Construction
Reservation of Funds:	Y
Loan Requested:	N
Qualifying SFP Project:	n/a
Number of CTE Classrooms:	4
SFP Classroom Allowance Deduction:	n/a

GRANT DATA

Eligible Project Costs (50%)	
Construction:	\$ 1,543,695.00
Equipment:	-
Site Development:	-
Project Assistance:	\$7,460.00
SFP Deduction:	0.00
Total State Share (50%)	1,551,155.00
District Share (50%)	1,551,155.00
Total Project Costs	\$ 3,102,310.00

HISTORY OF PROJECT COST AND APPORTIONMENT

	Fund Code	Proposition	Previously Authorized	Authorized this Action	State Apportionment this Action
State Share (50%)					
This Project	951-600	51	\$ 1,551,155.00	\$ (1,551,155.00)	
This Project	051-600	51		1,551,155.00	\$ 1,551,155.00
District Share (50%)					
Cash Contribution			1,551,155.00		
Total Project Cost			\$ 3,102,310.00	\$ 0.00	\$ 1,551,155.00

Funding Source: Proposition 51 Bonds/2016-Nov.

This application is approved as a Reservation of Funds. Pursuant to School Facility Program Regulation Section 1859.197, the Applicant is required to submit the necessary California Department of Education plan approval and the Division of the State Architect approved plans and specifications to the Office of Public School Construction by September 24, 2020. If the required documents are not physically received by this date, the Apportionment shall be rescinded without further Board action.

The applicant must submit a valid, complete Fund Release Authorization (Form SAB 50-05) within 90 days of the Office of Public School Construction's receipt of the Division of the State Architect approved plans and specifications and the California Department of Education plan approval. The Form SAB 50-05 submittal must contain an original signature from an authorized District Representative and must be physically received by the Office of Public School Construction at 707 Third Street, West Sacramento, CA 95605 prior to the close of business on the 90th day.

Pursuant to School Facility Program Regulation Section 1859.90.4, the applicant is required to submit a signed Grant Agreement for the project prior to or concurrent with a request for the release of funds.

Pursuant to School Facility Program Regulation Section 1859.199, the State portion of any and all project savings realized from the funding of a Career Technical Education Facilities Program project must be returned to the State.

The Applicant shall ensure that it is in compliance with all applicable laws, regulations and certifications it made on the program forms.

The Applicant is responsible for ensuring that the project is compliant with Prevailing Wage Monitoring and/or Labor Compliance Program requirements at the time construction contracts are executed and/or construction commenced.

APPLICANT DATA

Application No: 59/61259-00-002 County: Alameda Applicant: Oakland Unified	Site Name: Fremont High Industry Sector: Building and Construction Trades Pathway: Residential and Commercial Construction
---	---

PROJECT DATA

Type of Project:	Modernization
Reservation of Funds:	Y
Loan Requested:	N
Qualifying SFP Project:	n/a
Number of CTE Classrooms:	2
SFP Classroom Allowance Deduction:	n/a

GRANT DATA

Eligible Project Costs (50%)	
Construction:	\$ 1,472,505.00
Equipment:	27,495.00
Site Development:	-
SFP Deduction:	0.00
Total State Share (50%)	1,500,000.00
District Share (50%)	1,500,000.00
Total Project Costs	\$ 3,000,000.00

HISTORY OF PROJECT COST AND APPORTIONMENT

	Fund Code	Proposition	Previously Authorized	Authorized this Action	State Apportionment this Action
State Share (50%)					
This Project	951-600	51	\$ 1,500,000.00	\$ (1,500,000.00)	
This Project	051-600	51		1,500,000.00	\$ 1,500,000.00
District Share (50%)					
Cash Contribution			1,500,000.00		
Total Project Cost			\$ 3,000,000.00	\$ 0.00	\$ 1,500,000.00

Funding Source: Proposition 51 Bonds/2016-Nov.

This application is approved as a Reservation of Funds. Pursuant to School Facility Program Regulation Section 1859.197, the Applicant is required to submit the necessary California Department of Education plan approval and the Division of the State Architect approved plans and specifications to the Office of Public School Construction by September 24, 2020. If the required documents are not physically received by this date, the Apportionment shall be rescinded without further Board action.

The applicant must submit a valid, complete Fund Release Authorization (Form SAB 50-05) within 90 days of the Office of Public School Construction's receipt of the Division of the State Architect approved plans and specifications and the California Department of Education plan approval. The Form SAB 50-05 submittal must contain an original signature from an authorized District Representative and must be physically received by the Office of Public School Construction at 707 Third Street, West Sacramento, CA 95605 prior to the close of business on the 90th day.

Pursuant to School Facility Program Regulation Section 1859.90.4, the applicant is required to submit a signed Grant Agreement for the project prior to or concurrent with a request for the release of funds.

Pursuant to School Facility Program Regulation Section 1859.199, the State portion of any and all project savings realized from the funding of a Career Technical Education Facilities Program project must be returned to the State.

The Applicant shall ensure that it is in compliance with all applicable laws, regulations and certifications it made on the program forms.

The Applicant is responsible for ensuring that the project is compliant with Prevailing Wage Monitoring and/or Labor Compliance Program requirements at the time construction contracts are executed and/or construction commenced.

APPLICANT DATA

Application No: 59/72546-00-008	Site Name: Oxnard High
County: Ventura	Industry Sector: Manufacturing and Product Development
Applicant: Oxnard Union High	Pathway: Product Innovation and Design

PROJECT DATA

Type of Project:	Modernization
Reservation of Funds:	Y
Loan Requested:	N
Qualifying SFP Project:	n/a
Number of CTE Classrooms:	1
SFP Classroom Allowance Deduction:	n/a

GRANT DATA

Eligible Project Costs (50%)	
Construction:	\$ 187,034.00
Equipment:	570,964.00
Site Development:	-
SFP Deduction:	0.00
Total State Share (50%)	757,998.00
District Share (50%)	757,998.00
Total Project Costs	\$ 1,515,996.00

HISTORY OF PROJECT COST AND APPORTIONMENT

	Fund Code	Proposition	Previously Authorized	Authorized this Action	State Apportionment this Action
State Share (50%)					
This Project	951-600	51	\$ 757,998.00	\$ (757,998.00)	
This Project	051-600	51		757,998.00	\$ 757,998.00
District Share (50%)					
Cash Contribution			757,998.00		
Total Project Cost			\$ 1,515,996.00	\$ 0.00	\$ 757,998.00

FUNDING SOURCE: PROPOSITION 51 BONDS/2016-NOV.

This application is approved as a Reservation of Funds. Pursuant to School Facility Program Regulation Section 1859.197, the Applicant is required to submit the necessary California Department of Education plan approval and the Division of the State Architect approved plans and specifications to the Office of Public School Construction by September 24, 2020. If the required documents are not physically received by this date, the Apportionment shall be rescinded without further Board action.

The applicant must submit a valid, complete Fund Release Authorization (Form SAB 50-05) within 90 days of the Office of Public School Construction's receipt of the Division of the State Architect approved plans and specifications and the California Department of Education plan approval. The Form SAB 50-05 submittal must contain an original signature from an authorized District Representative and must be physically received by the Office of Public School Construction at 707 Third Street, West Sacramento, CA 95605 prior to the close of business on the 90th day.

Pursuant to School Facility Program Regulation Section 1859.90.4, the applicant is required to submit a signed Grant Agreement for the project prior to or concurrent with a request for the release of funds.

Pursuant to School Facility Program Regulation Section 1859.199, the State portion of any and all project savings realized from the funding of a Career Technical Education Facilities Program project must be returned to the State.

The Applicant shall ensure that it is in compliance with all applicable laws, regulations and certifications it made on the program forms.

The Applicant is responsible for ensuring that the project is compliant with Prevailing Wage Monitoring and/or Labor Compliance Program requirements at the time construction contracts are executed and/or construction commenced.

APPLICANT DATA

Application No: 59/72694-00-002 County: Yolo Applicant: Washington Unified	Site Name: River City Senior High Industry Sector: Hospitality, Tourism, and Recreation Pathway: Food Service and Hospitality
---	--

PROJECT DATA

Type of Project:	Modernization
Reservation of Funds:	N
Loan Requested:	N
Qualifying SFP Project:	n/a
Number of CTE Classrooms:	4
SFP Classroom Allowance Deduction:	n/a

GRANT DATA

Eligible Project Costs (50%)	
Construction:	\$ 1,500,000.00
Equipment:	-
Site Development:	-
SFP Deduction:	0.00
Total State Share (50%)	1,500,000.00
District Share (50%)	1,500,000.00
Total Project Costs	\$ 3,000,000.00

HISTORY OF PROJECT COST AND APPORTIONMENT

	Fund Code	Proposition	Previously Authorized	Authorized this Action	State Apportionment this Action
State Share (50%)					
This Project	951-600	51	\$ 1,500,000.00	\$ (1,500,000.00)	
This Project	051-600	51		1,500,000.00	\$ 1,500,000.00
District Share (50%)					
Cash Contribution			1,500,000.00		
Total Project Cost			\$ 3,000,000.00	\$ 0.00	\$ 1,500,000.00

Funding Source: Proposition 51 Bonds/2016-Nov.

Pursuant to the Board's action on September 25, 2019, the District is required to submit a complete Fund Release Authorization (Form SAB 50-05) on or before December 24, 2019; otherwise, the apportionment will be rescinded without further Board action and will receive a new Unfunded Approval date of December 24, 2019.

The Form SAB 50-05 submittal must contain an original signature from a designated District Representative and must be physically received by the Office of Public School Construction at 707 Third Street, West Sacramento, CA 95605 prior to the close of business on December 24, 2019.

Based on the Board's action on June 5, 2017, this project is subject to the Grant Agreement pursuant to School Facility Program Regulation Section 1859.90.4.

Pursuant to School Facility Program Regulation Section 1859.199, the State portion of any and all project savings realized from the funding of a Career Technical Education Facilities Program Project must be returned to the State.

The Applicant shall ensure that it is in compliance with all applicable laws, regulations and certifications it made on the program forms.

The Applicant is responsible for ensuring that the project is compliant with Prevailing Wage Monitoring and/or Labor Compliance Program requirements at the time construction contracts are executed and/or construction commenced.

APPLICANT DATA

Application No: 59/75234-00-002	Site Name: Tranquillity High
County: Fresno	Industry Sector: Health Science and Medical Technology
Applicant: Golden Plains Unified	Pathway: Patient Care

PROJECT DATA

Type of Project:	Modernization
Reservation of Funds:	Y
Loan Requested:	N
Qualifying SFP Project:	n/a
Number of CTE Classrooms:	2
SFP Classroom Allowance Deduction:	n/a

GRANT DATA

Eligible Project Costs (50%)	
Construction:	\$ 639,303.00
Equipment:	58,134.00
Site Development:	-
Project Assistance:	\$3,978.00
SFP Deduction:	0.00
Total State Share (50%)	701,415.00
District Share (50%)	701,415.00
Total Project Costs	\$ 1,402,830.00

HISTORY OF PROJECT COST AND APPORTIONMENT

	Fund Code	Proposition	Previously Authorized	Authorized this Action	State Apportionment this Action
State Share (50%)					
This Project	951-600	51	\$ 701,415.00	\$ (701,415.00)	
This Project	051-600	51		701,415.00	\$ 701,415.00
District Share (50%)					
Cash Contribution			701,415.00		
Total Project Cost			\$ 1,402,830.00	\$ 0.00	\$ 701,415.00

Funding Source: Proposition 51 Bonds/2016-Nov.

This application is approved as a Reservation of Funds. Pursuant to School Facility Program Regulation Section 1859.197, the Applicant is required to submit the necessary California Department of Education plan approval and the Division of the State Architect approved plans and specifications to the Office of Public School Construction by September 24, 2020. If the required documents are not physically received by this date, the Apportionment shall be rescinded without further Board action.

The applicant must submit a valid, complete Fund Release Authorization (Form SAB 50-05) within 90 days of the Office of Public School Construction's receipt of the Division of the State Architect approved plans and specifications and the California Department of Education plan approval. The Form SAB 50-05 submittal must contain an original signature from an authorized District Representative and must be physically received by the Office of Public School Construction at 707 Third Street, West Sacramento, CA 95605 prior to the close of business on the 90th day.

Pursuant to School Facility Program Regulation Section 1859.90.4, the applicant is required to submit a signed Grant Agreement for the project prior to or concurrent with a request for the release of funds.

Pursuant to School Facility Program Regulation Section 1859.199, the State portion of any and all project savings realized from the funding of a Career Technical Education Facilities Program project must be returned to the State.

The Applicant shall ensure that it is in compliance with all applicable laws, regulations and certifications it made on the program forms.

The Applicant is responsible for ensuring that the project is compliant with Prevailing Wage Monitoring and/or Labor Compliance Program requirements at the time construction contracts are executed and/or construction commenced.

APPLICANT DATA

Application No: 55/64568-00-001 County: Los Angeles Applicant: Glendale Unified	Site Name: Clark Magnet High Industry Sector: Engineering and Architecture Pathway: Engineering Technology
--	---

PROJECT DATA

Type of Project:	New Construction
Reservation of Funds:	Y
Loan Requested:	N
Qualifying SFP Project:	n/a
Number of CTE Classrooms:	5
SFP Classroom Allowance Deduction:	n/a

GRANT DATA

Eligible Project Costs (50%)	
Construction:	\$ 3,000,000.00
Equipment:	-
Site Development:	-
SFP Deduction:	0.00
Total State Share (50%)	3,000,000.00
District Share (50%)	3,000,000.00
Total Project Costs	\$ 6,000,000.00

HISTORY OF PROJECT COST AND APPORTIONMENT

	Fund Code	Proposition	Previously Authorized	Authorized this Action	State Apportionment this Action
State Share (50%)					
This Project	951-600	51	\$ 3,000,000.00	\$ (3,000,000.00)	
This Project	051-600	51		3,000,000.00	\$ 3,000,000.00
District Share (50%)					
Cash Contribution			3,000,000.00		
Total Project Cost			\$ 6,000,000.00	\$ 0.00	\$ 3,000,000.00

Funding Source: Proposition 51 Bonds/2016-Nov.

This application is approved as a Reservation of Funds. Pursuant to School Facility Program Regulation Section 1859.197, the Applicant is required to submit the necessary California Department of Education plan approval and the Division of the State Architect approved plans and specifications to the Office of Public School Construction by September 24, 2020. If the required documents are not physically received by this date, the Apportionment shall be rescinded without further Board action.

The applicant must submit a valid, complete Fund Release Authorization (Form SAB 50-05) within 90 days of the Office of Public School Construction's receipt of the Division of the State Architect approved plans and specifications and the California Department of Education plan approval. The Form SAB 50-05 submittal must contain an original signature from an authorized District Representative and must be physically received by the Office of Public School Construction at 707 Third Street, West Sacramento, CA 95605 prior to the close of business on the 90th day.

Pursuant to School Facility Program Regulation Section 1859.90.4, the applicant is required to submit a signed Grant Agreement for the project prior to or concurrent with a request for the release of funds.

Pursuant to School Facility Program Regulation Section 1859.199, the State portion of any and all project savings realized from the funding of a Career Technical Education Facilities Program project must be returned to the State.

The Applicant shall ensure that it is in compliance with all applicable laws, regulations and certifications it made on the program forms.

The Applicant is responsible for ensuring that the project is compliant with Prevailing Wage Monitoring and/or Labor Compliance Program requirements at the time construction contracts are executed and/or construction commenced.

REPORT OF THE EXECUTIVE OFFICER
State Allocation Board Meeting, September 25, 2019

SCHOOL FACILITY PROGRAM UNFUNDED APPROVALS
(Lack of AB 55 Loans)

PURPOSE OF REPORT

To present to the State Allocation Board (Board) a list of School Facility Program (SFP) applications for unfunded approval.

DESCRIPTION

At the January 2019 Board meeting, the Board elected to provide an increase adjustment of 5.45 percent to SFP projects for calendar year 2019. The projects listed on the Attachment reflect the Board's action of the adoption of the 5.45 percent increase based on the RS Means Construction Cost Index. In addition, the project applications represent SFP New Construction, Modernization, Charter School and Overcrowding Relief Grant projects in date order of a complete application being received by the Office of Public School Construction (OPSC).

AUTHORITY

SFP Regulation Section 1859.2 defines an Unfunded List (Lack of AB 55 Loans) as an information list of unfunded projects that was created due to the State's inability to provide interim financing from the Pooled Money Investment Account (AB 55 loans) to fund school construction projects as declared in the Department of Finance Budget Letter #33 issued on December 18, 2008.

SFP Regulation Section 1859.95 states:

"When the Board has no funds to apportion ..., the Board will also accept and process applications for apportionment for purposes of developing an Unfunded List based on the date the application is ready for Apportionment, with the exception of New Construction funding applications that utilize eligibility generated by the Alternative Enrollment Projection.

An application for funding included on an Unfunded List is eligible for reimbursement subject to adjustments in the New Construction Grants amount pursuant to Section 1859.77."

BACKGROUND

At the March 11, 2009 SAB meeting, the Board requested that Staff continue to process applications to the Board for unfunded approval, up to the bonding authority. The Attachment reflects applications being presented for unfunded approval, including SFP modernization and new construction projects in date order of a complete application being received by the OPSC. The list also includes health and safety facility hardship applications for funding that have been processed and are ready for approval regardless of received date. The unfunded approval of the applications as reflected on the Attachment does not constitute a guarantee of future funding.

RECOMMENDATIONS

1. Approve the SFP applications as presented on the Attachment.
2. Provide that these unfunded approvals do not constitute a guarantee of future funding.

ATTACHMENT
 UNFUNDED APPROVALS
 (Lack of AB 55 Loans)
 State Allocation Board Meeting, September 25, 2019

County	District	School Site	Application Number	Received Date	Grant Amount
SAN DIEGO	GROSSMONT UNION HIGH	VALHALLA HIGH	50/68130-12-008	10/29/2015	\$3,706,335.00
LOS ANGELES	AZUSA UNIFIED	ELLINGTON (ALICE M.) ELEMENTARY	50/64279-00-001	8/11/2016	\$115,344.00
RIVERSIDE	PALM SPRINGS UNIFIED	TWO BUNCH PALMS ELEMENTARY	50/67173-00-013	8/12/2016	\$328,828.00
SAN BERNARDINO	ETIWANDA ELEMENTARY	FALCON RIDGE ELEMENTARY	50/67702-00-015	8/15/2016	\$18,458,330.00
KERN	PANAMA-BUENA VISTA UNION	SING LUM ELEMENTARY	50/63362-00-040	8/15/2016	\$8,832,551.00
KERN	PANAMA-BUENA VISTA UNION	SING LUM ELEMENTARY	57/63362-00-005	8/15/2016	\$3,836,955.00
SACRAMENTO	NATOMAS UNIFIED	BANNON CREEK ELEMENTARY	50/75283-00-016	8/16/2016	\$5,174,964.00
SAN MATEO	BURLINGAME ELEMENTARY	BURLINGAME INTERMEDIATE	50/68882-00-003	8/18/2016	\$4,652,966.00
RIVERSIDE	JURUPA UNIFIED	JURUPA VALLEY HIGH	57/67090-00-008	8/18/2016	\$2,804,821.00
FRESNO	CLOVIS UNIFIED	GATEWAY HIGH (CONT)	57/62117-00-052	8/19/2016	\$218,853.00
LOS ANGELES	DOWNEY UNIFIED	DOWNEY HIGH	57/64451-00-028	8/24/2016	\$6,138,875.00
RIVERSIDE	RIVERSIDE UNIFIED	RIVERSIDE STEM ACADEMY	50/67215-00-026	8/24/2016	\$497,281.00
RIVERSIDE	RIVERSIDE UNIFIED	JEFFERSON ELEMENTARY	50/67214-00-027	8/24/2016	\$341,891.00
RIVERSIDE	RIVERSIDE UNIFIED	CASTLE VIEW ELEMENTARY	50/67215-00-028	8/24/2016	\$341,891.00
MENDOCINO	LAYTONVILLE UNIFIED	LAYTONVILLE ELEMENTARY	57/73916-00-001	8/25/2016	\$1,801,010.00
LOS ANGELES	LONG BEACH UNIFIED	POLYTECHNIC HIGH	57/64725-00-020	8/25/2016	\$4,072,348.00
SAN BERNARDINO	COLTON JOINT UNIFIED	WASHINGTON ALTERNATIVE HIGH	57/67686-00-022	8/26/2016	\$684,268.00
ALAMEDA	FREMONT UNIFIED	WARM SPRINGS ELEMENTARY	50/61176-00-008	8/29/2016	\$4,458,602.00
LOS ANGELES	AZUSA UNIFIED	CENTER MIDDLE	57/64279-00-017	9/6/2016	\$978,235.00
ORANGE	NEWPORT-MESA UNIFIED	ADAMS ELEMENTARY	57/66597-00-037	9/7/2016	\$642,311.00
ORANGE	NEWPORT-MESA UNIFIED	SONORA ELEMENTARY	57/66597-00-038	9/7/2016	\$549,065.00
ORANGE	NEWPORT-MESA UNIFIED	PAULARINO ELEMENTARY	57/66597-00-039	9/7/2016	\$378,396.00
RIVERSIDE	DESERT SANDS UNIFIED	HOOVER (HERBERT) ELEMENTARY	57/67058-00-018	9/8/2016	\$411,870.00
CONTRA COSTA	LIBERTY UNION HIGH	LIBERTY HIGH	50/61721-00-006	9/14/2016	\$2,933,421.00
SAN JOAQUIN	LINCOLN UNIFIED	LINCOLN HIGH	57/68569-00-015	9/14/2016	\$2,524,491.00
LOS ANGELES	WHITTIER CITY	WALLEN L. ANDREWS ELEMENTARY	50/65110-00-009	9/15/2016	\$1,974,176.00
LOS ANGELES	WHITTIER CITY	PHELAN (DANIEL) ELEMENTARY	50/65110-00-010	9/15/2016	\$339,452.00
YOLO	WINTERS JOINT UNIFIED	WINTERS MIDDLE	57/72702-00-006	9/16/2016	\$766,343.00
FRESNO	KERMAN UNIFIED	KERMAN MIDDLE	50/73999-00-008	9/21/2016	\$313,878.00
SACRAMENTO	NATOMAS UNIFIED	LEROY GREENE ACADEMY	57/75283-00-003	9/23/2016	\$1,007,559.00
SAN DIEGO	SAN DIEGUITO UNION HIGH	EARL WARREN JUNIOR HIGH	57/68346-00-006	9/23/2016	\$4,086,305.00
ORANGE	NEWPORT-MESA UNIFIED	EARLY COLLEGE HIGH	57/66597-00-040	9/27/2016	\$2,882,908.00
MADERA	MADERA UNIFIED	NEW K-6 ELEMENTARY	50/65243-00-010	9/29/2016	\$12,988,244.00
KINGS	CORCORAN JOINT UNIFIED	FREMONT (JOHN C.) ELEMENTARY	57/63891-00-009	9/30/2016	\$947,215.00
KINGS	CORCORAN JOINT UNIFIED	BRET HARTE ELEMENTARY	57/63891-00-010	9/30/2016	\$131,799.00
ORANGE	ANAHEIM UNION HIGH	KATELLA HIGH	57/66431-00-015	10/10/2016	\$7,690,502.00
SAN JOAQUIN	STOCKTON UNIFIED	STOCKTON UNIFIED EARLY COLLEGE ACADEMY	57/68676-00-038	10/11/2016	\$3,207,011.00
LOS ANGELES	LONG BEACH UNIFIED	RENAISSANCE HIGH FOR THE ARTS	57/64725-00-021	10/13/2016	\$8,177,966.00
ORANGE	CAPISTRANO UNIFIED	SAN CLEMENTE HIGH	50/66464-00-020	10/25/2016	\$8,214,064.00
HUMBOLDT	KLAMATH-TRINITY JOINT UNIFIED	HOOPA VALLEY HIGH	51/62901-00-015	4/16/2018	\$238,480.48

New Construction: \$73,672,218.00
 Facility Hardship: \$238,480.48
 Modernization: \$53,939,106.00
 Total: \$127,849,804.48

SCHOOL DISTRICT DATA

Application No: 50/68130-12-008
School District: Grossmont Union High
High School Attendance Area: Granite/Steele/Monte/Valhalla

County: San Diego
School Name: Valhalla High

PROJECT DATA

Type of Project: High School

K-6:	
7-8:	
9-12:	216

Non-Severe:

Severe:

Application Filing Basis: High School Attendance Area

Number of Classrooms: 8

Master Acres: 60.9

Existing Acres: 45

Proposed Acres:

Recommended Acres: 55.2

Facility Hardship (a): No

Financial Hardship Requested: No

Alternative Education School: No

Addition to Existing Site: Yes

ADJUSTED GRANT DATA

New Construction Grant	\$ 3,545,640.00
Fire Detection Alarm	7,128.00
Service Site	153,567.00
Total State Share (50%)	3,706,335.00
District Share (50%)	3,706,335.00
Total Project Cost	\$ <u>7,412,670.00</u>

PROJECT FINANCING

State Share

This Project	\$ 3,706,335.00
--------------	------------------------

District Share

Cash Contribution	3,706,335.00
Financial Hardship	
Total Project Cost	\$ <u>7,412,670.00</u>

HISTORY OF PROJECT COST AND APPORTIONMENT

	Fund Code	Proposition	Previously Authorized	Authorized This Action		Unfunded Approval This Action
State Share						
New Construction/Add. Grant	951-500	51	\$	\$ 3,706,335.00	\$	3,706,335.00
District Share						
Cash Contribution				3,706,335.00		
Total			\$	\$ <u>7,412,670.00</u>	\$	<u>3,706,335.00</u>

Funding Source: Proposition 51 Bonds/2016-Nov.

Pursuant to the Board's action on March 11, 2009, this application has been approved and placed on the Unfunded List (Lack of AB 55 Loans). This approval does not constitute a guarantee or commitment of future State funding.

The District shall ensure that it is in compliance with all applicable laws, regulations and certifications it made on the program forms.

Based on the Board's action on June 5, 2017, this project is subject to the Grant Agreement submittal pursuant to School Facility Program Regulation Section 1859.90.4.

The District is responsible for ensuring that the project is compliant with Prevailing Wage Monitoring and/or Labor Compliance Program requirements at the time construction contracts are executed and/or construction commenced.

This project is being processed with pupil grants from application number 50/68130-12-005. The pupil grants being used for this project are grants that will be returned upon approval of the rescission.

SCHOOL DISTRICT DATA

Application No: 50/67173-00-013
School District: Palm Springs Unified

County: Riverside
School Name: Two Bunch Palms Elementary

PROJECT DATA

Type of Project: Elementary School
 K-6: 22
 7-8:
 9-12:
 Non-Severe:
 Severe:
Application Filing Basis: District Wide
Number of Classrooms: 1
Master Acres: 13.5
Existing Acres: 11.95
Proposed Acres:
Recommended Acres: 9.1
Facility Hardship (a): No
Financial Hardship Requested: No
Alternative Education School: No
Addition to Existing Site: Yes

ADJUSTED GRANT DATA

New Construction Grant	\$	268,334.00
Fire Detection Alarm		330.00
Service Site		8,694.00
Utilities		4,227.00
Geographic Index Factor	5 %	15,043.00
Small Size Project		32,200.00
Total State Share (50%)		328,828.00
District Share (50%)		328,828.00
Total Project Cost	\$	657,656.00

PROJECT FINANCING

State Share
This Project **\$** 328,828.00
District Share
Cash Contribution 328,828.00
Financial Hardship
Total Project Cost **\$** 657,656.00

HISTORY OF PROJECT COST AND APPORTIONMENT

	Fund Code	Proposition	Previously Authorized	Authorized This Action	Unfunded Approval This Action
<u>State Share</u>					
New Construction/Add. Grant	951-500	51	\$	\$ 328,828.00	\$ 328,828.00
<u>District Share</u>					
Cash Contribution				328,828.00	
Total			\$	\$ 657,656.00	\$ 328,828.00

Funding Source: Proposition 51 Bonds/2016-Nov.

Pursuant to the Board's action on March 11, 2009, this application has been approved and placed on the Unfunded List (Lack of AB 55 Loans). This approval does not constitute a guarantee or commitment of future State funding.

The District shall ensure that it is in compliance with all applicable laws, regulations and certifications it made on the program forms.

Based on the Board's action on June 5, 2017, this project is subject to the Grant Agreement submittal pursuant to School Facility Program Regulation Section 1859.90.4.

The District is responsible for ensuring that the project is compliant with Prevailing Wage Monitoring and/or Labor Compliance Program requirements at the time construction contracts are executed and/or construction commenced.

SCHOOL DISTRICT DATA

Application No: 50/63362-00-040
School District: Panama-Buena Vista Union

County: Kern
School Name: Sing Lum Elementary

PROJECT DATA

Type of Project: Elementary School
 K-6: 650
 7-8:
 9-12:
 Non-Severe:
 Severe:
Application Filing Basis: District Wide
Number of Classrooms: 27
Master Acres: 13.8
Existing Acres: 8.93
Proposed Acres:
Recommended Acres: 12.4
Facility Hardship (a): No
Financial Hardship Requested: No
Alternative Education School: No
Addition to Existing Site: Yes
Core Facilities: Library/Media Center

ADJUSTED GRANT DATA

New Construction Grant	\$	7,928,050.00
Fire Detection Alarm		9,750.00
Site Acquisition		27,078.00
Service Site		735,055.00
Off-Site		83,599.00
Utilities		49,019.00
Total State Share (50%)		8,832,551.00
District Share (50%)		8,832,551.00
Total Project Cost	\$	17,665,102.00

PROJECT FINANCING

State Share
This Project **\$** 8,832,551.00
District Share
Cash Contribution 8,832,551.00
Financial Hardship
Total Project Cost **\$** 17,665,102.00

HISTORY OF PROJECT COST AND APPORTIONMENT

	Fund Code	Proposition	Previously Authorized	Authorized This Action		Unfunded Approval This Action
State Share						
New Construction/Add. Grant	951-500	51	\$	\$ 8,832,551.00	\$	8,832,551.00
District Share						
Cash Contribution				8,832,551.00		
Total			\$	17,665,102.00	\$	8,832,551.00

Funding Source: Proposition 51 Bonds/2016-Nov.

Pursuant to the Board's action on March 11, 2009, this application has been approved and placed on the Unfunded List (Lack of AB 55 Loans). This approval does not constitute a guarantee or commitment of future State funding.

The District shall ensure that it is in compliance with all applicable laws, regulations and certifications it made on the program forms.

Based on the Board's action on June 5, 2017, this project is subject to the Grant Agreement submittal pursuant to School Facility Program Regulation Section 1859.90.4.

The District is responsible for ensuring that the project is compliant with Prevailing Wage Monitoring and/or Labor Compliance Program requirements at the time construction contracts are executed and/or construction commenced.

SCHOOL DISTRICT DATA

Application No: 57/63362-00-005 County: Kern
 School District: Panama-Buena Vista Union School Name: Sing Lum Elementary

PROJECT DATA

Type of Project: Elementary School Application Filing Basis: Site Specific
 Pupils Assigned Under 50 Yrs: K-6: 750
 7-8:
 9-12:
 Non-Severe: 13
 Severe:
 Financial Hardship Requested: No Recommended Acres: 13.7
 Alternative Education School: No Existing Acres: 8.93

ADJUSTED GRANT DATA

Modernization Grant - Under 50 Yrs	\$ 3,611,739.00
Fire Detection Alarm	116,864.00
Accessibility/Fire Code Req.	108,352.00
Total State Share (60%)	3,836,955.00
District Share (40%)	2,557,970.00
Total Project Cost	<u>\$ 6,394,925.00</u>

PROJECT FINANCING

<u>State Share</u>	
This Project	\$ 3,836,955.00
<u>District Share</u>	
Cash Contribution	2,557,970.00
Financial Hardship	
Total Project Cost	<u>\$ 6,394,925.00</u>

HISTORY OF PROJECT COST AND APPORTIONMENT

	Fund Code	Proposition	Previously Authorized	Authorized This Action	Unfunded Approval This Action
<u>State Share</u>					
Modernization/Additional Grant	951-570	51	\$	\$ 3,836,955.00	\$ 3,836,955.00
<u>District Share</u>					
Cash Contribution				2,557,970.00	
Total			\$	<u>\$ 6,394,925.00</u>	<u>\$ 3,836,955.00</u>

Funding Source: Proposition 51 Bonds/2016-Nov.

Pursuant to the Board's action on March 11, 2009, this application has been approved and placed on the Unfunded List (Lack of AB 55 Loans). This approval does not constitute a guarantee or commitment of future State funding.

The District shall ensure that it is in compliance with all applicable laws, regulations and certifications it made on the program forms.

The District is responsible for ensuring that the project is compliant with Prevailing Wage Monitoring and/or Labor Compliance Program requirements at the time construction contracts are executed and/or construction commenced.

Based on the Board's action on June 5, 2017, this project is subject to the Grant Agreement submittal pursuant to School Facility Program Regulation Section 1859.90.4.

SCHOOL DISTRICT DATA

Application No: 50/68882-00-003
School District: Burlingame Elementary

County: San Mateo
School Name: Burlingame Intermediate

PROJECT DATA

Type of Project: Middle School
 K-6: 250
 7-8: 51
 9-12:
 Non-Severe:
 Severe:
Application Filing Basis: District Wide
Number of Classrooms: 12
Master Acres: 19.9
Existing Acres: 14.42
Proposed Acres:
Recommended Acres: 19.9
Facility Hardship (a): No
Financial Hardship Requested: No
Alternative Education School: No
Addition to Existing Site: Yes

ADJUSTED GRANT DATA

New Construction Grant	\$	3,883,201.00
Fire Detection Alarm		6,020.00
Multi-Level Constr.	12Crs.	465,984.00
Service Site		226,210.00
Utilities		71,551.00
Total State Share (50%)		4,652,966.00
District Share (50%)		4,652,966.00
Total Project Cost	\$	9,305,932.00

PROJECT FINANCING

State Share
This Project **\$** 4,652,966.00
District Share
Cash Contribution 4,652,966.00
Total Project Cost **\$** 9,305,932.00

HISTORY OF PROJECT COST AND APPORTIONMENT

	Fund Code	Proposition	Previously Authorized	Authorized This Action	Unfunded Approval This Action
State Share					
New Construction/Add. Grant	951-500	51	\$	\$ 4,652,966.00	\$ 4,652,966.00
District Share					
Cash Contribution				4,652,966.00	
Total			\$	\$ 9,305,932.00	\$ 4,652,966.00

Funding Source: Proposition 51 Bonds/2016-Nov.

Pursuant to the Board's action on March 11, 2009, this application has been approved and placed on the Unfunded List (Lack of AB 55 Loans). This approval does not constitute a guarantee or commitment of future State funding.

The District shall ensure that it is in compliance with all applicable laws, regulations and certifications it made on the program forms.

Based on the Board's action on June 5, 2017, this project is subject to the Grant Agreement submittal pursuant to School Facility Program Regulation Section 1859.90.4.

The District is responsible for ensuring that the project is compliant with Prevailing Wage Monitoring and/or Labor Compliance Program requirements at the time construction contracts are executed and/or construction commenced.

SCHOOL DISTRICT DATA

Application No: 57/67090-00-008 County: Riverside
 School District: Jurupa Unified School Name: Jurupa Valley High

PROJECT DATA

Type of Project: High School Application Filing Basis: Site Specific
 Pupils Assigned Under 50 Yrs: K-6:
 7-8:
 9-12: 414
 Non-Severe:
 Severe:
 Financial Hardship Requested: No Recommended Acres: 47
 Alternative Education School: No Existing Acres: 40

ADJUSTED GRANT DATA

Modernization Grant - Under 50 Yrs	\$ 2,662,434.00
Fire Detection Alarm	62,514.00
Accessibility/Fire Code Req.	79,873.00
Total State Share (60%)	2,804,821.00
District Share (40%)	1,869,881.00
Total Project Cost	<u>\$ 4,674,702.00</u>

PROJECT FINANCING

<u>State Share</u>	
This Project	\$ 2,804,821.00
<u>District Share</u>	
Cash Contribution	1,869,881.00
Financial Hardship	
Total Project Cost	<u>\$ 4,674,702.00</u>

HISTORY OF PROJECT COST AND APPORTIONMENT

	Fund Code	Proposition	Previously Authorized	Authorized This Action	Unfunded Approval This Action
<u>State Share</u>					
Modernization/Additional Grant	951-570	51	\$	\$ 2,804,821.00	\$ 2,804,821.00
<u>District Share</u>					
Cash Contribution				1,869,881.00	
Total			\$	<u>\$ 4,674,702.00</u>	<u>\$ 2,804,821.00</u>

Funding Source: Proposition 51 Bonds/2016-Nov.

Pursuant to the Board's action on March 11, 2009, this application has been approved and placed on the Unfunded List (Lack of AB 55 Loans). This approval does not constitute a guarantee or commitment of future State funding.

The District shall ensure that it is in compliance with all applicable laws, regulations and certifications it made on the program forms.

The District is responsible for ensuring that the project is compliant with Prevailing Wage Monitoring and/or Labor Compliance Program requirements at the time construction contracts are executed and/or construction commenced.

Based on the Board's action on June 5, 2017, this project is subject to the Grant Agreement submittal pursuant to School Facility Program Regulation Section 1859.90.4.

SCHOOL DISTRICT DATA

Application No: 57/62117-00-052	County: Fresno
School District: Clovis Unified	School Name: Gateway High (Cont)

PROJECT DATA

Type of Project: High School	Application Filing Basis: Site Specific
Pupils Assigned Under 50 Yrs:	
K-6:	
7-8:	
9-12: 29	
Non-Severe:	
Severe:	
Financial Hardship Requested: No	Recommended Acres: 4.9
Alternative Education School: No	Existing Acres: 7.92

ADJUSTED GRANT DATA

Modernization Grant - Under 50 Yrs	\$ 186,499.00
Fire Detection Alarm	4,379.00
Small Size Project	22,380.00
Accessibility/Fire Code Req.	5,595.00
Total State Share (60%)	218,853.00
District Share (40%)	145,902.00
Total Project Cost	\$ 364,755.00

PROJECT FINANCING

State Share	
This Project	\$ 218,853.00
District Share	
Cash Contribution	145,902.00
Financial Hardship	
Total Project Cost	\$ 364,755.00

HISTORY OF PROJECT COST AND APPORTIONMENT

	Fund Code	Proposition	Previously Authorized	Authorized This Action	Unfunded Approval This Action
State Share					
Modernization/Additional Grant	951-570	51	\$	\$ 218,853.00	\$ 218,853.00
District Share					
Cash Contribution				145,902.00	
Total			\$	\$ 364,755.00	\$ 218,853.00

Funding Source: Proposition 51 Bonds/2016-Nov.

Pursuant to the Board's action on March 11, 2009, this application has been approved and placed on the Unfunded List (Lack of AB 55 Loans).

This approval does not constitute a guarantee or commitment of future State funding.

The District shall ensure that it is in compliance with all applicable laws, regulations and certifications it made on the program forms.

The District is responsible for ensuring that the project is compliant with Prevailing Wage Monitoring and/or Labor Compliance Program requirements at the time construction contracts are executed and/or construction commenced.

Based on the Board's action on June 5, 2017, this project is subject to the Grant Agreement submittal pursuant to School Facility Program Regulation Section 1859.90.4.

SCHOOL DISTRICT DATA

Application No: 57/64451-00-028	County: Los Angeles
School District: Downey Unified	School Name: Downey High

PROJECT DATA

Type of Project: High School	Application Filing Basis: Site Specific
Pupils Assigned Under 50 Yrs:	Pupils Assigned Over 50 Yrs:
K-6:	K-6:
7-8:	7-8:
9-12: 91	9-12: 474
Non-Severe: 13	Non-Severe: 3
Severe:	Severe:
Financial Hardship Requested: No	Recommended Acres: 84.93
Alternative Education School: No	Existing Acres: 42.7

ADJUSTED GRANT DATA

Modernization Grant - Under 50 Yrs	\$ 713,960.00
Modernization Grant - Over 50 Yrs	4,275,498.00
Fire Detection Alarm	89,763.00
Urban/Security/Impacted Site	909,970.00
Accessibility/Fire Code Req.	<u>149,684.00</u>
Total State Share (60%)	6,138,875.00
District Share (40%)	<u>4,092,583.00</u>
Total Project Cost	<u>\$ 10,231,458.00</u>

PROJECT FINANCING

<u>State Share</u>	
This Project	\$ 6,138,875.00
<u>District Share</u>	
Cash Contribution	4,092,583.00
Financial Hardship	
Total Project Cost	<u>\$ 10,231,458.00</u>

HISTORY OF PROJECT COST AND APPORTIONMENT

	Fund Code	Proposition	Previously Authorized	Authorized This Action	Unfunded Approval This Action
<u>State Share</u>					
Modernization/Additional Grant	951-570	51	\$	\$ 6,138,875.00	\$ 6,138,875.00
<u>District Share</u>					
Cash Contribution				<u>4,092,583.00</u>	
Total			<u>\$</u>	<u>\$ 10,231,458.00</u>	<u>\$ 6,138,875.00</u>

Funding Source: Proposition 51 Bonds/2016-Nov.

Pursuant to the Board's action on March 11, 2009, this application has been approved and placed on the Unfunded List (Lack of AB 55 Loans). This approval does not constitute a guarantee or commitment of future State funding.

The District shall ensure that it is in compliance with all applicable laws, regulations and certifications it made on the program forms.

Based on the Board's action on June 5, 2017, this project is subject to the Grant Agreement submittal pursuant to School Facility Program Regulation Section 1859.90.4.

The District is responsible for ensuring that the project is compliant with Prevailing Wage Monitoring and/or Labor Compliance Program requirements at the time construction contracts are executed and/or construction commenced.

SCHOOL DISTRICT DATA

Application No: 50/67215-00-026
School District: Riverside Unified

County: Riverside
School Name: Riverside Stem Academy

PROJECT DATA

Type of Project: High School
K-6:
7-8:
9-12: 27
Non-Severe:
Severe:
Application Filing Basis: District Wide
Number of Classrooms: 2
Master Acres: 31.8
Existing Acres: 7.5
Proposed Acres:
Recommended Acres: 31.8
Facility Hardship (a): No
Financial Hardship Requested: No
Alternative Education School: No
Addition to Existing Site: Yes

ADJUSTED GRANT DATA

New Construction Grant	\$	443,205.00
Fire Detection Alarm		891.00
Small Size Project		53,185.00
Total State Share (50%)		<u>497,281.00</u>
District Share (50%)		<u>497,281.00</u>
Total Project Cost	\$	<u>994,562.00</u>

PROJECT FINANCING

State Share
This Project \$ 497,281.00
District Share
Cash Contribution 497,281.00
Financial Hardship
Total Project Cost \$ 994,562.00

HISTORY OF PROJECT COST AND APPORTIONMENT

	Fund Code	Proposition	Previously Authorized	Authorized This Action	Unfunded Approval This Action
State Share					
New Construction/Add. Grant	951-500	51	\$	\$ 497,281.00	\$ 497,281.00
District Share					
Cash Contribution				<u>497,281.00</u>	
Total			\$	<u>994,562.00</u>	<u>497,281.00</u>

Funding Source: Proposition 51 Bonds/2016-Nov.

Pursuant to the Board's action on March 11, 2009, this application has been approved and placed on the Unfunded List (Lack of AB 55 Loans). This approval does not constitute a guarantee or commitment of future State funding.

The District shall ensure that it is in compliance with all applicable laws, regulations and certifications it made on the program forms.

Based on the Board's action on June 5, 2017, this project is subject to the Grant Agreement submittal pursuant to School Facility Program Regulation Section 1859.90.4.

The District is responsible for ensuring that the project is compliant with Prevailing Wage Monitoring and/or Labor Compliance Program requirements at the time construction contracts are executed and/or construction commenced.

SCHOOL DISTRICT DATA

Application No: 50/67215-00-027
 School District: Riverside Unified

County: Riverside
 School Name: Jefferson Elementary

PROJECT DATA

Type of Project: Elementary School
 K-6: 25
 7-8:
 9-12:
 Non-Severe:
 Severe:
 Application Filing Basis: District Wide
 Number of Classrooms: 4
 Master Acres: 17.7
 Existing Acres: 10
 Proposed Acres:
 Recommended Acres: 16.8
 Facility Hardship (a): No
 Financial Hardship Requested: No
 Alternative Education School: No
 Addition to Existing Site: Yes

ADJUSTED GRANT DATA

New Construction Grant	\$	304,925.00
Fire Detection Alarm		375.00
Small Size Project		36,591.00
Total State Share (50%)		341,891.00
District Share (50%)		341,891.00
Total Project Cost	\$	683,782.00

PROJECT FINANCING

State Share
 This Project \$ 341,891.00
District Share
 Cash Contribution 341,891.00
 Financial Hardship
 Total Project Cost \$ 683,782.00

HISTORY OF PROJECT COST AND APPORTIONMENT

	Fund Code	Proposition	Previously Authorized	Authorized This Action	Unfunded Approval This Action
<u>State Share</u>					
New Construction/Add. Grant	951-500	51	\$	\$ 341,891.00	\$ 341,891.00
<u>District Share</u>					
Cash Contribution				341,891.00	
Total			\$	\$ 683,782.00	\$ 341,891.00

Funding Source: Proposition 51 Bonds/2016-Nov.

Pursuant to the Board's action on March 11, 2009, this application has been approved and placed on the Unfunded List (Lack of AB 55 Loans). This approval does not constitute a guarantee or commitment of future State funding.

The District shall ensure that it is in compliance with all applicable laws, regulations and certifications it made on the program forms.

The District is responsible for ensuring that the project is compliant with Prevailing Wage Monitoring and/or Labor Compliance Program requirements at the time construction contracts are executed and/or construction commenced.

Based on the Board's action on June 5, 2017, this project is subject to the Grant Agreement submittal pursuant to School Facility Program Regulation Section 1859.90.4.

SCHOOL DISTRICT DATA

Application No: 50/67215-00-028
 School District: Riverside Unified

County: Riverside
 School Name: Castle View Elementary

PROJECT DATA

Type of Project: Elementary School
 K-6: 25
 7-8:
 9-12:
 Non-Severe:
 Severe:
 Application Filing Basis: District Wide
 Number of Classrooms: 3
 Master Acres: 10.8
 Existing Acres: 11.7
 Proposed Acres:
 Recommended Acres: 11.4
 Facility Hardship (a): No
 Financial Hardship Requested: No
 Alternative Education School: No
 Addition to Existing Site: Yes

ADJUSTED GRANT DATA

New Construction Grant	\$	304,925.00
Fire Detection Alarm		375.00
Small Size Project		36,591.00
Total State Share (50%)		<u>341,891.00</u>
District Share (50%)		341,891.00
Total Project Cost	\$	<u>683,782.00</u>

PROJECT FINANCING

State Share
 This Project \$ 341,891.00
District Share
 Cash Contribution 341,891.00
 Financial Hardship
 Total Project Cost \$ 683,782.00

HISTORY OF PROJECT COST AND APPORTIONMENT

	Fund Code	Proposition	Previously Authorized	Authorized This Action	Unfunded Approval This Action
<u>State Share</u>					
New Construction/Add. Grant	951-500	51	\$	\$ 341,891.00	\$ 341,891.00
<u>District Share</u>					
Cash Contribution				<u>341,891.00</u>	
Total			\$	<u>683,782.00</u>	<u>341,891.00</u>

Funding Source: Proposition 51 Bonds/2016-Nov.

Pursuant to the Board's action on March 11, 2009, this application has been approved and placed on the Unfunded List (Lack of AB 55 Loans). This approval does not constitute a guarantee or commitment of future State funding.

The District shall ensure that it is in compliance with all applicable laws, regulations and certifications it made on the program forms.

Based on the Board's action on June 5, 2017, this project is subject to the Grant Agreement submittal pursuant to School Facility Program Regulation Section 1859.90.4.

The District is responsible for ensuring that the project is compliant with Prevailing Wage Monitoring and/or Labor Compliance Program requirements at the time construction contracts are executed and/or construction commenced.

SCHOOL DISTRICT DATA

Application No: 57/73916-00-001	County: Mendocino
School District: Laytonville Unified	School Name: Laytonville Elementary

PROJECT DATA

Type of Project: Elementary School	Application Filing Basis: Site Specific
Pupils Assigned Under 50 Yrs: K-6: 57	Pupils Assigned Over 50 Yrs: K-6: 146
7-8:	7-8: 58
9-12:	9-12:
Non-Severe:	Non-Severe:
Severe:	Severe:
Financial Hardship Requested: No	Recommended Acres: 8.9
Alternative Education School: No	Existing Acres: 6.36

ADJUSTED GRANT DATA

Modernization Grant - Under 50 Yrs	\$ 264,708.00
Modernization Grant - Over 50 Yrs	1,337,784.00
Project Assistance	3,978.00
Fire Detection Alarm	39,411.00
Geographic Index Factor 5 %	84,499.00
Site Development	22,555.00
Accessibility/Fire Code Req.	48,075.00
Total State Share (60%)	1,801,010.00
District Share (40%)	1,200,673.00
Total Project Cost	<u>\$ 3,001,683.00</u>

PROJECT FINANCING

<u>State Share</u>	
This Project	\$ 1,801,010.00
<u>District Share</u>	
Cash Contribution	1,200,673.00
Financial Hardship	
Total Project Cost	<u>\$ 3,001,683.00</u>

HISTORY OF PROJECT COST AND APPORTIONMENT

	Fund Code	Proposition	Previously Authorized	Authorized This Action	Unfunded Approval This Action
<u>State Share</u>					
Modernization/Additional Grant	951-570	51	\$	\$ 1,801,010.00	\$ 1,801,010.00
<u>District Share</u>					
Cash Contribution				1,200,673.00	
Total			\$	<u>\$ 3,001,683.00</u>	<u>\$ 1,801,010.00</u>

Funding Source: Proposition 51 Bonds/2016-Nov.

Pursuant to the Board's action on March 11, 2009, this application has been approved and placed on the Unfunded List (Lack of AB 55 Loans). This approval does not constitute a guarantee or commitment of future State funding.

The District shall ensure that it is in compliance with all applicable laws, regulations and certifications it made on the program forms.

Based on the Board's action on June 5, 2017, this project is subject to the Grant Agreement submittal pursuant to School Facility Program Regulation Section 1859.90.4.

The District is responsible for ensuring that the project is compliant with Prevailing Wage Monitoring and/or Labor Compliance Program requirements at the time construction contracts are executed and/or construction commenced.

SCHOOL DISTRICT DATA

Application No: 57/64725-00-020 School District: Long Beach Unified	County: Los Angeles School Name: Polytechnic High
--	--

PROJECT DATA

Type of Project: High School Pupils Assigned Under 50 Yrs: K-6: 7-8: 9-12: Non-Severe: Severe: Financial Hardship Requested: No Alternative Education School: No	Application Filing Basis: Site Specific Pupils Assigned Over 50 Yrs: K-6: 7-8: 9-12: 263 Non-Severe: 7 Severe: 39 Recommended Acres: 79.3 Existing Acres: 29.98
---	--

ADJUSTED GRANT DATA

Modernization Grant - Over 50 Yrs	\$ 3,247,678.00
Urban/Security/Impacted Site	727,240.00
Accessibility/Fire Code Req.	97,430.00
Total State Share (60%)	4,072,348.00
District Share (40%)	2,714,899.00
Total Project Cost	\$ 6,787,247.00

PROJECT FINANCING

State Share	
This Project	\$ 4,072,348.00
District Share	
Cash Contribution	2,714,899.00
Financial Hardship	
Total Project Cost	\$ 6,787,247.00

HISTORY OF PROJECT COST AND APPORTIONMENT

	Fund Code	Proposition	Previously Authorized	Authorized This Action	Unfunded Approval This Action
State Share					
Modernization/Additional Grant	951-570	51	\$	\$ 4,072,348.00	\$ 4,072,348.00
District Share					
Cash Contribution				2,714,899.00	
Total			\$	\$ 6,787,247.00	\$ 4,072,348.00

Funding Source: Proposition 51 Bonds/2016-Nov.

Pursuant to the Board's action on March 11, 2009, this application has been approved and placed on the Unfunded List (Lack of AB 55 Loans). This approval does not constitute a guarantee or commitment of future State funding.

The District shall ensure that it is in compliance with all applicable laws, regulations and certifications it made on the program forms.

The District is responsible for ensuring that the project is compliant with Prevailing Wage Monitoring and/or Labor Compliance Program requirements at the time construction contracts are executed and/or construction commenced.

Based on the Board's action on June 5, 2017, this project is subject to the Grant Agreement submittal pursuant to School Facility Program Regulation Section 1859.90.4.

SCHOOL DISTRICT DATA

Application No: 57/67686-00-022 County: San Bernardino
 School District: Colton Joint Unified School Name: Washington Alternative High

PROJECT DATA

Type of Project: High School Application Filing Basis: Site Specific
 Pupils Assigned Under 50 Yrs: K-6:
 7-8:
 9-12: 101
 Non-Severe:
 Severe:
 Financial Hardship Requested: No Recommended Acres: 4.16
 Alternative Education School: No Existing Acres: 3.5

ADJUSTED GRANT DATA

Modernization Grant - Under 50 Yrs	\$ 649,531.00
Fire Detection Alarm	15,251.00
Accessibility/Fire Code Req.	19,486.00
Total State Share (60%)	684,268.00
District Share (40%)	456,179.00
Total Project Cost	<u>\$ 1,140,447.00</u>

PROJECT FINANCING

<u>State Share</u>	
This Project	\$ 684,268.00
<u>District Share</u>	
Cash Contribution	456,179.00
Financial Hardship	
Total Project Cost	<u>\$ 1,140,447.00</u>

HISTORY OF PROJECT COST AND APPORTIONMENT

	Fund Code	Proposition	Previously Authorized	Authorized This Action	Unfunded Approval This Action
<u>State Share</u>					
Modernization/Additional Grant	951-570	51	\$	\$ 684,268.00	\$ 684,268.00
<u>District Share</u>					
Cash Contribution				456,179.00	
Total			\$	<u>\$ 1,140,447.00</u>	<u>\$ 684,268.00</u>

Funding Source: Proposition 51 Bonds/2016-Nov.

Pursuant to the Board's action on March 11, 2009, this application has been approved and placed on the Unfunded List (Lack of AB 55 Loans). This approval does not constitute a guarantee or commitment of future State funding.

The District shall ensure that it is in compliance with all applicable laws, regulations and certifications it made on the program forms.

Based on the Board's action on June 5, 2017, this project is subject to the Grant Agreement submittal pursuant to School Facility Program Regulation Section 1859.90.4.

The District is responsible for ensuring that the project is compliant with Prevailing Wage Monitoring and/or Labor Compliance Program requirements at the time construction contracts are executed and/or construction commenced.

SCHOOL DISTRICT DATA

Application No: 50/61176-00-008	County: Alameda
School District: Fremont Unified	School Name: Warm Springs Elementary

PROJECT DATA

Type of Project:	Elementary School
	K-6: 300
	7-8:
	9-12:
	Non-Severe:
	Severe:
Application Filing Basis:	District Wide
Number of Classrooms:	12
Master Acres:	18.4
Existing Acres:	11.9
Proposed Acres:	
Recommended Acres:	18.4
Facility Hardship (a):	No
Financial Hardship Requested:	No
Alternative Education School:	No
Addition to Existing Site:	Yes
Core Facilities:	Multi-Purpose/Kitchen, Gymnasium, Library/Media Center, Administration, Toilet

ADJUSTED GRANT DATA

New Construction Grant	\$	3,659,100.00
Fire Detection Alarm		4,500.00
Multi-Level Constr.	12Crs.	439,092.00
Service Site		271,772.00
Utilities		84,038.00
Total State Share (50%)		4,458,502.00
District Share (50%)		4,458,502.00
Total Project Cost	\$	8,917,004.00

PROJECT FINANCING

<u>State Share</u>		
This Project	\$	4,458,502.00
<u>District Share</u>		
Cash Contribution		4,458,502.00
Financial Hardship		
Total Project Cost	\$	8,917,004.00

HISTORY OF PROJECT COST AND APPORTIONMENT

	Fund Code	Proposition	Previously Authorized	Authorized This Action	Unfunded Approval This Action
<u>State Share</u>					
New Construction/Add. Grant	951-500	51	\$	\$ 4,458,502.00	\$ 4,458,502.00
<u>District Share</u>					
Cash Contribution				4,458,502.00	
Total			\$	8,917,004.00	4,458,502.00

Funding Source: Proposition 51 Bonds/2016-Nov.

Pursuant to the Board's action on March 11, 2009, this application has been approved and placed on the Unfunded List (Lack of AB 55 Loans). This approval does not constitute a guarantee or commitment of future State funding.

The District shall ensure that it is in compliance with all applicable laws, regulations and certifications it made on the program forms.

Based on the Board's action on June 5, 2017, this project is subject to the Grant Agreement submittal pursuant to School Facility Program Regulation Section 1859.90.4.

The District is responsible for ensuring that the project is compliant with Prevailing Wage Monitoring and/or Labor Compliance Program requirements at the time construction contracts are executed and/or construction commenced.

SCHOOL DISTRICT DATA

Application No: 57/64279-00-017 County: Los Angeles
 School District: Azusa Unified School Name: Center Middle

PROJECT DATA

Type of Project:	Middle School	Application Filing Basis:	Site Specific
Pupils Assigned Under 50 Yrs:		Pupils Assigned Over 50 Yrs:	
K-6:		K-6:	
7-8:	85	7-8:	13
9-12:		9-12:	
Non-Severe:	23	Non-Severe:	3
Severe:	8	Severe:	1
Financial Hardship Requested:	No	Recommended Acres:	17.4
Alternative Education School:	No	Existing Acres:	14.5

ADJUSTED GRANT DATA

Modernization Grant - Under 50 Yrs	\$ 763,705.00
Modernization Grant - Over 50 Yrs	150,533.00
Small Size Project	36,570.00
Accessibility/Fire Code Req.	<u>27,427.00</u>
Total State Share (60%)	978,235.00
District Share (40%)	<u>652,157.00</u>
Total Project Cost	<u>\$ 1,630,392.00</u>

PROJECT FINANCING

<u>State Share</u>	
This Project	\$ 978,235.00
<u>District Share</u>	
Cash Contribution	652,157.00
Financial Hardship	
Total Project Cost	<u>\$ 1,630,392.00</u>

HISTORY OF PROJECT COST AND APPORTIONMENT

	Fund Code	Proposition	Previously Authorized	Authorized This Action	Unfunded Approval This Action
<u>State Share</u>					
Modernization/Additional Grant	951-570	51	\$	\$ 978,235.00	\$ 978,235.00
<u>District Share</u>					
Cash Contribution				<u>652,157.00</u>	
Total			\$	<u>\$ 1,630,392.00</u>	<u>\$ 978,235.00</u>

Funding Source: Proposition 51 Bonds/2016-Nov.

Pursuant to the Board's action on March 11, 2009, this application has been approved and placed on the Unfunded List (Lack of AB 55 Loans). This approval does not constitute a guarantee or commitment of future State funding.

The District shall ensure that it is in compliance with all applicable laws, regulations and certifications it made on the program forms.

Based on the Board's action on June 5, 2017, this project is subject to the Grant Agreement submittal pursuant to School Facility Program Regulation Section 1859.90.4.

The District is responsible for ensuring that the project is compliant with Prevailing Wage Monitoring and/or Labor Compliance Program requirements at the time construction contracts are executed and/or construction commenced.

SCHOOL DISTRICT DATA

Application No: 57/66597-00-037 County: Orange
 School District: Newport-Mesa Unified School Name: Adams Elementary

PROJECT DATA

Type of Project:	Elementary School	Application Filing Basis:	Site Specific
Pupils Assigned Under 50 Yrs:	K-6:	Pupils Assigned Over 50 Yrs:	K-6:
	7-8:		7-8:
	9-12:		9-12:
	Non-Severe:		Non-Severe:
	Severe: 3		Severe: 25
Financial Hardship Requested:	No	Recommended Acres:	9.6
Alternative Education School:	No	Existing Acres:	10.18

ADJUSTED GRANT DATA

Modernization Grant - Under 50 Yrs	\$ 44,406.00
Modernization Grant - Over 50 Yrs	514,125.00
Small Size Project	67,024.00
Accessibility/Fire Code Req.	16,756.00
Total State Share (60%)	642,311.00
District Share (40%)	428,207.00
Total Project Cost	\$ 1,070,518.00

PROJECT FINANCING

<u>State Share</u>	
This Project	\$ 642,311.00
<u>District Share</u>	
Cash Contribution	428,207.00
Financial Hardship	
Total Project Cost	\$ 1,070,518.00

HISTORY OF PROJECT COST AND APPORTIONMENT

	Fund Code	Proposition	Previously Authorized	Authorized This Action	Unfunded Approval This Action
<u>State Share</u>					
Modernization/Additional Grant	951-570	51	\$	\$ 642,311.00	\$ 642,311.00
<u>District Share</u>					
Cash Contribution				428,207.00	
Total			\$	\$ 1,070,518.00	\$ 642,311.00

Funding Source: Proposition 51 Bonds/2016-Nov.

Pursuant to the Board's action on March 11, 2009, this application has been approved and placed on the Unfunded List (Lack of AB 55 Loans). This approval does not constitute a guarantee or commitment of future State funding.

The District shall ensure that it is in compliance with all applicable laws, regulations and certifications it made on the program forms.

Based on the Board's action on June 5, 2017, this project is subject to the Grant Agreement submittal pursuant to School Facility Program Regulation Section 1859.90.4.

The District is responsible for ensuring that the project is compliant with Prevailing Wage monitoring and/or Labor Compliance Program requirements at the time construction contracts are executed and/or construction commenced.

SCHOOL DISTRICT DATA

Application No: 57/66597-00-038 County: Orange
 School District: Newport-Mesa Unified School Name: Sonora Elementary

PROJECT DATA

Type of Project: Elementary School Application Filing Basis: Site Specific
 Pupils Assigned Over 50 Years: K-6: 74
 7-8:
 9-12:
 Non-Severe:
 Severe:
 Financial Hardship Requested: No Recommended Acres: 10.2
 Alternative Education School: No Existing Acres: 9.44

ADJUSTED GRANT DATA

Modernization Grant - Over 50 Yrs	\$ 477,448.00
Small Size Project	57,294.00
Accessibility/Fire Code Req.	14,323.00
Total State Share (60%)	549,065.00
District Share (40%)	366,043.00
Total Project Cost	<u>\$ 915,108.00</u>

PROJECT FINANCING

<u>State Share</u>	
This Project	\$ 549,065.00
<u>District Share</u>	
Cash Contribution	366,043.00
Financial Hardship	
Total Project Cost	<u>\$ 915,108.00</u>

HISTORY OF PROJECT COST AND APPORTIONMENT

	Fund Code	Proposition	Previously Authorized	Authorized This Action	Unfunded Approval This Action
<u>State Share</u>					
Modernization/Additional Grant	951-570	51	\$	\$ 549,065.00	\$ 549,065.00
<u>District Share</u>					
Cash Contribution				366,043.00	
Total			\$	\$ 915,108.00	\$ 549,065.00

Funding Source: Proposition 51 Bonds/2016-Nov.

Pursuant to the Board's action on March 11, 2009, this application has been approved and placed on the Unfunded List (Lack of AB 55 Loans). This approval does not constitute a guarantee or commitment of future State funding.

The District shall ensure that it is in compliance with all applicable laws, regulations and certifications it made on the program forms.

Based on the Board's action on June 5, 2017, this project is subject to the Grant Agreement submittal pursuant to School Facility Program Regulation Section 1859.90.4.

The District is responsible for ensuring that the project is compliant with Prevailing Wage Monitoring and/or Labor Compliance Program requirements at the time construction contracts are executed and/or construction commenced.

SCHOOL DISTRICT DATA

Application No: 57/66597-00-039 County: Orange
 School District: Newport-Mesa Unified School Name: Paularino Elementary

PROJECT DATA

Type of Project: Elementary School Application Filing Basis: Site Specific
 Pupils Assigned Under 50 Yrs: K-6: Pupils Assigned Over 50 Yrs: K-6:
 7-8: 7-8:
 9-12: 9-12:
 Non-Severe: Non-Severe:
 Severe: Severe: 16
 Financial Hardship Requested: No Recommended Acres: 10.2
 Alternative Education School: No Existing Acres: 8.53

ADJUSTED GRANT DATA

Modernization Grant - Over 50 Yrs	\$ 329,040.00
Small Size Project	39,485.00
Accessibility/Fire Code Req.	9,871.00
Total State Share (60%)	378,396.00
District Share (40%)	252,264.00
Total Project Cost	\$ 630,660.00

PROJECT FINANCING

<u>State Share</u>	
This Project	\$ 378,396.00
<u>District Share</u>	
Cash Contribution	252,264.00
Financial Hardship	
Total Project Cost	\$ 630,660.00

HISTORY OF PROJECT COST AND APPORTIONMENT

	Fund Code	Proposition	Previously Authorized	Authorized This Action	Unfunded Approval This Action
<u>State Share</u>					
Modernization/Additional Grant	951-570	51	\$	\$ 378,396.00	\$ 378,396.00
<u>District Share</u>					
Cash Contribution				252,264.00	
Total			\$	\$ 630,660.00	\$ 378,396.00

Funding Source: Proposition 51 Bonds/2016-Nov.

Pursuant to the Board's action on March 11, 2009, this application has been approved and placed on the Unfunded List (Lack of AB 55 Loans). This approval does not constitute a guarantee or commitment of future State funding.

The District shall ensure that it is in compliance with all applicable laws, regulations and certifications it made on the program forms.

Based on the Board's action on June 5, 2017, this project is subject to the Grant Agreement submittal pursuant to School Facility Program Regulation Section 1859.90.4.

The District is responsible for ensuring that the project is compliant with Prevailing Wage Monitoring and/or Labor Compliance Program requirements at the time construction contracts are executed and/or construction commenced.

SCHOOL DISTRICT DATA

Application No: 57/67058-00-018 School District: Desert Sands Unified	County: Riverside School Name: Hoover (Herbert) Elementary
--	---

PROJECT DATA

Type of Project: Elementary School Pupils Assigned Under 50 Yrs: K-6: 75 7-8: 9-12: Non-Severe: Severe:	Application Filing Basis: Site Specific Financial Hardship Requested: No Alternative Education School: No Recommended Acres: 9.9 Existing Acres: 10
--	--

ADJUSTED GRANT DATA

Modernization Grant - Under 50 Yrs	\$ 348,300.00
Fire Detection Alarm	11,325.00
Small Size Project	41,796.00
Accessibility/Fire Code Req.	10,449.00
Total State Share (60%)	411,870.00
District Share (40%)	274,580.00
Total Project Cost	\$ 686,450.00

PROJECT FINANCING

State Share	
This Project	\$ 411,870.00
District Share	
Cash Contribution	274,580.00
Financial Hardship	
Total Project Cost	\$ 686,450.00

HISTORY OF PROJECT COST AND APPORTIONMENT

	Fund Code	Proposition	Previously Authorized	Authorized This Action	Unfunded Approval This Action
State Share					
Modernization/Additional Grant	951-570	51	\$	\$ 411,870.00	\$ 411,870.00
District Share					
Cash Contribution				274,580.00	
Total			\$	\$ 686,450.00	\$ 411,870.00

Funding Source: Proposition 51 Bonds/2016-Nov.

Pursuant to the Board's action on March 11, 2009, this application has been approved and placed on the Unfunded List (Lack of AB 55 Loans).

This approval does not constitute a guarantee or commitment of future State funding.

The District shall ensure that it is in compliance with all applicable laws, regulations and certifications it made on the program forms.

Based on the Board's action on June 5, 2017, this project is subject to the Grant Agreement submittal pursuant to School Facility Program Regulation Section 1859.90.4.

The District is responsible for ensuring that the project is compliant with Prevailing Wage Monitoring and/or Labor Compliance Program requirements at the time construction contracts are executed and/or construction commenced.

SCHOOL DISTRICT DATA

Application No: 50/61721-00-006
School District: Liberty Union High

County: Contra Costa
School Name: Liberty High

PROJECT DATA

Type of Project: High School
K-6:
7-8:
9-12: 162
Non-Severe:
Severe:
Application Filing Basis: District Wide
Number of Classrooms: 6
Master Acres: 63.3
Existing Acres: 43
Proposed Acres:
Recommended Acres: 63.3
Facility Hardship (a): No
Financial Hardship Requested: No
Alternative Education School: No
Addition to Existing Site: Yes

ADJUSTED GRANT DATA

New Construction Grant	\$ 2,659,230.00
Fire Detection Alarm	5,346.00
Service Site	119,510.00
Utilities	42,966.00
Small Size Project	106,369.00
Total State Share (50%)	<u>2,933,421.00</u>
District Share (50%)	<u>2,933,421.00</u>
Total Project Cost	<u>\$ 5,866,842.00</u>

PROJECT FINANCING

State Share
This Project \$ 2,933,421.00
District Share
Cash Contribution 2,933,421.00
Financial Hardship
Total Project Cost \$ 5,866,842.00

HISTORY OF PROJECT COST AND APPORTIONMENT

	Fund Code	Proposition	Previously Authorized	Authorized This Action	Unfunded Approval This Action
State Share					
New Construction/Add. Grant	951-500	51	\$	\$ 2,933,421.00	\$ 2,933,421.00
District Share					
Cash Contribution				<u>2,933,421.00</u>	
Total			\$	<u>\$ 5,866,842.00</u>	<u>\$ 2,933,421.00</u>

Funding Source: Proposition 51 Bonds/2016-Nov.

Pursuant to the Board's action on March 11, 2009, this application has been approved and placed on the Unfunded List (Lack of AB 55 Loans). This approval does not constitute a guarantee or commitment of future State funding.

The District shall ensure that it is in compliance with all applicable laws, regulations and certifications it made on the program forms.

Based on the Board's action on June 5, 2017, this project is subject to the Grant Agreement submittal pursuant to School Facility Program Regulation Section 1859.90.4.

The District is responsible for ensuring that the project is compliant with Prevailing Wage Monitoring and/or Labor Compliance Program requirements at the time construction contracts are executed and/or construction commenced.

SCHOOL DISTRICT DATA

Application No: 57/68569-00-015	County: San Joaquin
School District: Lincoln Unified	School Name: Lincoln High

PROJECT DATA

Type of Project:	High School	Application Filing Basis:	Site Specific
Pupils Assigned Under 50 Yrs:			
K-6:			
7-8:			
9-12:	338		
Non-Severe:	28		
Severe:			
Financial Hardship Requested:	No	Recommended Acres:	66.1
Alternative Education School:	No	Existing Acres:	56.57

ADJUSTED GRANT DATA

Modernization Grant - Under 50 Yrs	\$ 2,450,962.00
Accessibility/Fire Code Req.	73,529.00
Total State Share (60%)	<u>2,524,491.00</u>
District Share (40%)	<u>1,682,994.00</u>
Total Project Cost	\$ <u>4,207,485.00</u>

PROJECT FINANCING

State Share	
This Project	\$ 2,524,491.00
District Share	
Cash Contribution	1,682,994.00
Financial Hardship	
Total Project Cost	\$ <u>4,207,485.00</u>

HISTORY OF PROJECT COST AND APPORTIONMENT

	Fund Code	Proposition	Previously Authorized	Authorized This Action	Unfunded Approval This Action
State Share					
Modernization/Additional Grant	951-570	51	\$	\$ 2,524,491.00	\$ 2,524,491.00
District Share					
Cash Contribution				<u>1,682,994.00</u>	
Total			\$	\$ <u>4,207,485.00</u>	\$ <u>2,524,491.00</u>

Funding Source: Proposition 51 Bonds/2016-Nov.

Pursuant to the Board's action on March 11, 2009, this application has been approved and placed on the Unfunded List (Lack of AB 55 Loans). This approval does not constitute a guarantee or commitment of future State funding.

The District shall ensure that it is in compliance with all applicable laws, regulations and certifications it made on the program forms.

Based on the Board's action on June 5, 2017, this project is subject to the Grant Agreement submittal pursuant to School Facility Program Regulation Section 1859.90.4.

The District is responsible for ensuring that the project is compliant with Prevailing Wage Monitoring and/or Labor Compliance Program requirements at the time construction contracts are executed and/or construction commenced.

SCHOOL DISTRICT DATA

Application No: 50/65110-00-009
 School District: Whittier City

County: Los Angeles
 School Name: Wallen L. Andrews Elementary

PROJECT DATA

Type of Project: Elementary School
 K-6:
 7-8:
 9-12:
 Non-Severe: 65
 Severe:
 Application Filing Basis: District Wide
 Number of Classrooms: 5
 Master Acres: 16.6
 Existing Acres: 13.1
 Proposed Acres:
 Recommended Acres: 16.6
 Facility Hardship (a): No
 Financial Hardship Requested: No
 Alternative Education School: No
 Addition to Existing Site: Yes

ADJUSTED GRANT DATA

New Construction Grant	\$	1,489,930.00
Fire Detection Alarm		2,795.00
Service Site		173,792.00
Utilities		128,867.00
Small Size Project		178,792.00
Total State Share (50%)		<u>1,974,176.00</u>
District Share (50%)		<u>1,974,176.00</u>
Total Project Cost	\$	<u><u>3,948,352.00</u></u>

PROJECT FINANCING

State Share
 This Project \$ 1,974,176.00
District Share
 Cash Contribution 1,974,176.00
 Financial Hardship
 Total Project Cost \$ 3,948,352.00

HISTORY OF PROJECT COST AND APPORTIONMENT

	Fund Code	Proposition	Previously Authorized	Authorized This Action	Unfunded Approval This Action
<u>State Share</u>					
New Construction/Add. Grant	951-500	51	\$	\$ 1,974,176.00	\$ 1,974,176.00
<u>District Share</u>					
Cash Contribution				<u>1,974,176.00</u>	
Total			\$	<u><u>3,948,352.00</u></u>	<u><u>1,974,176.00</u></u>

Funding Source: Proposition 51 Bonds/Nov-2016.

Pursuant to the Board's action on March 11, 2009, this application has been approved and placed on the Unfunded List (Lack of AB 55 Loans). This approval does not constitute a guarantee or commitment of future State funding.

The District shall ensure that it is in compliance with all applicable laws, regulations and certifications it made on the program forms.

Based on the Board's action on June 5, 2017, this project is subject to the Grant Agreement submittal pursuant to School Facility Program Regulation Section 1859.90.4.

The District is responsible for ensuring that the project is compliant with Prevailing Wage Monitoring and/or Labor Compliance Program requirements at the time construction contracts are executed and/or construction commenced.

SCHOOL DISTRICT DATA

Application No: 50/65110-00-010
 School District: Whittier City

County: Los Angeles
 School Name: Phelan (Daniel) Elementary

PROJECT DATA

Type of Project: Elementary School
 K-6:
 7-8:
 9-12:
 Non-Severe: 13
 Severe:
 Application Filing Basis: District Wide
 Number of Classrooms: 1
 Master Acres: 10.5
 Existing Acres: 10.1
 Proposed Acres:
 Recommended Acres: 10.5
 Facility Hardship (a): No
 Financial Hardship Requested: No
 Alternative Education School: No
 Addition to Existing Site: Yes

ADJUSTED GRANT DATA

New Construction Grant	\$	297,986.00
Fire Detection Alarm		559.00
Service Site		21,101.00
Utilities		19,806.00
Total State Share (50%)		339,452.00
District Share (50%)		339,452.00
Total Project Cost	\$	<u>678,904.00</u>

PROJECT FINANCING

State Share
 This Project \$ 339,452.00
District Share
 Cash Contribution 339,452.00
 Financial Hardship
 Total Project Cost \$ 678,904.00

HISTORY OF PROJECT COST AND APPORTIONMENT

	Fund Code	Proposition	Previously Authorized	Authorized This Action	Unfunded Approval This Action
<u>State Share</u>					
New Construction/Add. Grant	951-500	51	\$	\$ 339,452.00	\$ 339,452.00
<u>District Share</u>					
Cash Contribution				339,452.00	
Total			\$	<u>678,904.00</u>	<u>339,452.00</u>

Funding Source: Proposition 51 Bonds/2016-Nov.

Pursuant to the Board's action on March 11, 2009, this application has been approved and placed on the Unfunded List (Lack of AB 55 Loans). This approval does not constitute a guarantee or commitment of future State funding.

The District shall ensure that it is in compliance with all applicable laws, regulations and certifications it made on the program forms.

Based on the Board's action on June 5, 2017, this project is subject to the Grant Agreement submittal pursuant to School Facility Program Regulation Section 1859.90.4.

The District is responsible to ensure that the project is compliant with Prevailing Wage Monitoring and/or Labor Compliance Program requirements at the time construction contracts are executed and/or construction commenced.

SCHOOL DISTRICT DATA

Application No: 57/72702-00-006 County: Yolo
 School District: Winters Joint Unified School Name: Winters Middle

PROJECT DATA

Type of Project: Middle School Application Filing Basis: Site Specific
 Pupils Assigned Under 50 Yrs: K-6: 141
 7-8: 141
 9-12: 141
 Non-Severe:
 Severe:
 Financial Hardship Requested: No Recommended Acres: 8.1
 Alternative Education School: No Existing Acres: 10.7

ADJUSTED GRANT DATA

Modernization Grant - Under 50 Yrs	\$ 692,592.00
Project Assistance	3,978.00
Fire Detection Alarm	21,291.00
Small Size Project	27,704.00
Accessibility/Fire Code Req.	<u>20,778.00</u>
Total State Share (60%)	766,343.00
District Share (40%)	510,895.00
Total Project Cost	<u>\$ 1,277,238.00</u>

PROJECT FINANCING

<u>State Share</u>	
This Project	\$ 766,343.00
<u>District Share</u>	
Cash Contribution	510,895.00
Financial Hardship	
Total Project Cost	<u>\$ 1,277,238.00</u>

HISTORY OF PROJECT COST AND APPORTIONMENT

	Fund Code	Proposition	Previously Authorized	Authorized This Action	Unfunded Approval This Action
<u>State Share</u>					
Modernization/Additional Grant	951-570	51	\$	\$ 766,343.00	\$ 766,343.00
<u>District Share</u>					
Cash Contribution				510,895.00	
Total			\$	<u>\$ 1,277,238.00</u>	<u>\$ 766,343.00</u>

Funding Source: Proposition 51 Bonds/2016-Nov.

Pursuant to the Board's action on March 11, 2009, this application has been approved and placed on the Unfunded List (Lack of AB 55 Loans). This approval does not constitute a guarantee or commitment of future State funding.

The District shall ensure that it is in compliance with all applicable laws, regulations and certifications it made on the program forms.

Based on the Board's action on June 5, 2017, this project is subject to the Grant Agreement submittal pursuant to School Facility Program Regulation Section 1859.90.4.

The District is responsible for ensuring that the project is compliant with Prevailing Wage Monitoring and/or Labor Compliance Program requirements at the time construction contracts are executed and/or construction commenced.

SCHOOL DISTRICT DATA

Application No: 50/73999-00-008
 School District: Kerman Unified

County: Fresno
 School Name: Kerman Middle

PROJECT DATA

Type of Project: Middle School
 K-6:
 7-8: 21
 9-12:
 Non-Severe:
 Severe:
 Application Filing Basis: District Wide
 Number of Classrooms: 2
 Master Acres: 14
 Existing Acres: 18.6
 Proposed Acres:
 Recommended Acres: 14
 Facility Hardship (a): No
 Financial Hardship Requested: No
 Alternative Education School: No
 Addition to Existing Site: Yes

ADJUSTED GRANT DATA

New Construction Grant	\$	270,921.00
Fire Detection Alarm		420.00
Service Site		1,644.00
Utilities		8,382.00
Small Size Project		32,511.00
Total State Share (50%)		313,878.00
District Share (50%)		313,878.00
Total Project Cost	\$	627,756.00

PROJECT FINANCING

State Share
 This Project \$ 313,878.00
District Share
 Cash Contribution 313,878.00
 Financial Hardship
 Total Project Cost \$ 627,756.00

HISTORY OF PROJECT COST AND APPORTIONMENT

	Fund Code	Proposition	Previously Authorized	Authorized This Action	Unfunded Approval This Action
<u>State Share</u>					
New Construction/Add. Grant	951-500	51	\$	\$ 313,878.00	\$ 313,878.00
<u>District Share</u>					
Cash Contribution				313,878.00	
Total			\$	627,756.00	\$ 313,878.00

Funding Source: Proposition 51 Bonds/2016-Nov.

Pursuant to the Board's action on March 11, 2009, this application has been approved and placed on the Unfunded List (Lack of AB 55 Loans). This approval does not constitute a guarantee or commitment of future State funding.

The District shall ensure that it is in compliance with all applicable laws, regulations and certifications it made on the program forms.

Based on the Board's action on June 5, 2017, this project is subject to the Grant Agreement submittal pursuant to School Facility Program Regulation Section 1859.90.4.

The District is responsible for ensuring that the project is compliant with Prevailing Wage Monitoring and/or Labor Compliance Program requirements at the time construction contracts are executed and/or construction commenced.

SCHOOL DISTRICT DATA

Application No: 57/75283-00-003 County: Sacramento
 School District: Natomas Unified School Name: Leroy Greene Academy

PROJECT DATA

Type of Project: High School Application Filing Basis: Site Specific
 Pupils Assigned Under 50 Yrs: K-6: 81
 7-8: 81
 9-12: 81
 Non-Severe:
 Severe:
 Financial Hardship Requested: No Recommended Acres: 27.3
 Alternative Education School: No Existing Acres: 19.4

ADJUSTED GRANT DATA

Modernization Grant - Under 50 Yrs	\$ 918,783.00
Fire Detection Alarm	24,462.00
Small Size Project	36,751.00
Accessibility/Fire Code Req.	27,563.00
Total State Share (60%)	1,007,559.00
District Share (40%)	671,706.00
Total Project Cost	<u>\$ 1,679,265.00</u>

PROJECT FINANCING

<u>State Share</u>	
This Project	\$ 1,007,559.00
<u>District Share</u>	
Cash Contribution	671,706.00
Financial Hardship	
Total Project Cost	<u>\$ 1,679,265.00</u>

HISTORY OF PROJECT COST AND APPORTIONMENT

	Fund Code	Proposition	Previously Authorized	Authorized This Action	Unfunded Approval This Action
<u>State Share</u>					
Modernization/Additional Grant	951-570	51	\$	\$ 1,007,559.00	\$ 1,007,559.00
<u>District Share</u>					
Cash Contribution				671,706.00	
Total			\$	<u>\$ 1,679,265.00</u>	<u>\$ 1,007,559.00</u>

Funding Source: Proposition 51 Bonds/2016-Nov.

Pursuant to the Board's action on March 11, 2009, this application has been approved and placed on the Unfunded List (Lack of AB 55 Loans). This approval does not constitute a guarantee or commitment of future State funding.

The District shall ensure that it is in compliance with all applicable laws, regulations and certifications it made on the program forms.

Based on the Board's action on June 5, 2017, this project is subject to the Grant Agreement submittal pursuant to School Facility Program Regulation Section 1859.90.4.

The District is responsible for ensuring that the project is compliant with Prevailing Wage Monitoring and/or Labor Compliance Program requirements at the time construction contracts are executed and/or construction commenced.

SCHOOL DISTRICT DATA

Application No: 57/68346-00-006 County: San Diego
 School District: San Dieguito Union High School Name: Earl Warren Junior High

PROJECT DATA

Type of Project:	Middle School	Application Filing Basis:	Site Specific
Pupils Assigned Under 50 Yrs:		Pupils Assigned Over 50 Yrs:	
K-6:		K-6:	
7-8:	500	7-8:	163
9-12:		9-12:	
Non-Severe:	9	Non-Severe:	4
Severe:	6	Severe:	3
Financial Hardship Requested:	No	Recommended Acres:	18.4
Alternative Education School:	No	Existing Acres:	19.4

ADJUSTED GRANT DATA

Modernization Grant - Under 50 Yrs	\$ 2,633,939.00
Modernization Grant - Over 50 Yrs	1,229,015.00
Fire Detection Alarm	107,462.00
Accessibility/Fire Code Req.	115,889.00
Total State Share (60%)	4,086,305.00
District Share (40%)	2,724,203.00
Total Project Cost	\$ 6,810,508.00

PROJECT FINANCING

<u>State Share</u>	
This Project	\$ 4,086,305.00
<u>District Share</u>	
Cash Contribution	2,724,203.00
Financial Hardship	
Total Project Cost	\$ 6,810,508.00

HISTORY OF PROJECT COST AND APPORTIONMENT

	Fund Code	Proposition	Previously Authorized	Authorized This Action	Unfunded Approval This Action
<u>State Share</u>					
Modernization/Additional Grant	951-570	51	\$	\$ 4,086,305.00	\$ 4,086,305.00
<u>District Share</u>					
Cash Contribution				2,724,203.00	
Total			\$	\$ 6,810,508.00	\$ 4,086,305.00

Funding Source: Proposition 51 Bonds/2016-Nov.

Pursuant to the Board's action on March 11, 2009, this application has been approved and placed on the Unfunded List (Lack of AB 55 Loans). This approval does not constitute a guarantee or commitment of future State funding.

The District shall ensure that it is in compliance with all applicable laws, regulations and certifications it made on the program forms.

Based on the Board's action on June 5, 2017, this project is subject to the Grant Agreement submittal pursuant to School Facility Program Regulation Section 1859.90.4.

The District is responsible for ensuring that the project is compliant with Prevailing Wage Monitoring and/or Labor Compliance Program requirements at the time construction contracts are executed and/or construction commenced.

SCHOOL DISTRICT DATA

Application No: 57/66597-00-040 School District: Newport-Mesa Unified	County: Orange School Name: Early College High
--	---

PROJECT DATA

Type of Project: High School Pupils Assigned Over 50 Years: K-6: 7-8: 9-12: 260 Non-Severe: Severe:	Application Filing Basis: Site Specific Financial Hardship Requested: No Alternative Education School: No	Recommended Acres: 21.7 Existing Acres: 10.13
--	--	--

ADJUSTED GRANT DATA

Modernization Grant - Over 50 Yrs	\$ 2,322,580.00
Fire Detection Alarm	39,260.00
Urban/Security/Impacted Site	451,391.00
Accessibility/Fire Code Req.	69,677.00
Total State Share (60%)	2,882,908.00
District Share (40%)	1,921,939.00
Total Project Cost	\$ 4,804,847.00

PROJECT FINANCING

State Share	
This Project	\$ 2,882,908.00
District Share	
Cash Contribution	1,921,939.00
Financial Hardship	
Total Project Cost	\$ 4,804,847.00

HISTORY OF PROJECT COST AND APPORTIONMENT

	Fund Code	Proposition	Previously Authorized	Authorized This Action	Unfunded Approval This Action
State Share					
Modernization/Additional Grant	951-570	51	\$	\$ 2,882,908.00	\$ 2,882,908.00
District Share					
Cash Contribution				1,921,939.00	
Total			\$	\$ 4,804,847.00	\$ 2,882,908.00

Funding Source: Proposition 51 Bonds/2016-Nov.

Pursuant to the Board's action on March 11, 2009, this application has been approved and placed on the Unfunded List (Lack of AB 55 Loans). This approval does not constitute a guarantee or commitment of future State funding.

The District shall ensure that it is in compliance with all applicable laws, regulations and certifications it made on the program forms.

Based on the Board's action on June 5, 2017, this project is subject to the Grant Agreement submittal pursuant to School Facility Program Regulation Section 1859.90.4.

The District is responsible for ensuring that the project is compliant with Prevailing Wage Monitoring and/or Labor Compliance Program requirements at the time construction contracts are executed and/or construction commenced.

SCHOOL DISTRICT DATA

Application No: 50/65243-00-010
 School District: Madera Unified

County: Madera
 School Name: New K-6 Elementary

PROJECT DATA

Type of Project: Elementary School
 K-6: 788
 7-8:
 9-12:
 Non-Severe:
 Severe:

 Application Filing Basis: District Wide
 Number of Classrooms: 34
 Master Acres: 14.7
 Existing Acres:
 Proposed Acres: 14.01
 Recommended Acres: 12.4
 Facility Hardship (a): No
 Financial Hardship Requested: No
 Alternative Education School: No
 Addition to Existing Site: No

ADJUSTED GRANT DATA

New Construction Grant	\$	9,611,236.00
Fire Detection Alarm		11,820.00
Sprinkler System		161,540.00
Site Acquisition		214,566.00
Service Site		1,583,530.00
Off-Site		590,233.00
General Site		726,146.00
Utilities		89,173.00
Total State Share (50%)		<u>12,988,244.00</u>
District Share (50%)		<u>12,988,244.00</u>
Total Project Cost	\$	<u>25,976,488.00</u>

PROJECT FINANCING

State Share
 This Project \$ 12,988,244.00
District Share
 Cash Contribution 12,988,244.00
 Financial Hardship
 Total Project Cost \$ 25,976,488.00

HISTORY OF PROJECT COST AND APPORTIONMENT

	Fund Code	Proposition	Previously Authorized	Authorized This Action	Unfunded Approval This Action
<u>State Share</u>					
New Construction/Add. Grant	951-500	51	\$	\$ 12,988,244.00	\$ 12,988,244.00
<u>District Share</u>					
Cash Contribution				12,988,244.00	
Total			\$	<u>25,976,488.00</u>	<u>12,988,244.00</u>

Funding Sources: Proposition 51 Bonds/2016-Nov.
 Pursuant to the Board's action on March 11, 2009, this application has been approved and placed on the Unfunded List (Lack of AB 55 Loans). This approval does not constitute a guarantee or commitment of future State funding.

The District shall ensure that it is in compliance with all applicable laws, regulations and certifications it made on the program forms.

Based on the Board's action on June 5, 2017, this project is subject to the Grant Agreement submittal pursuant to School Facility Program Regulation Section 1859.90.4.

The District is responsible for ensuring that the project is compliant with Prevailing Wage Monitoring and/or Labor Compliance Program requirements at the time construction contracts are executed and/or construction commenced.

SCHOOL DISTRICT DATA

Application No: 57/63891-00-009 County: Kings
 School District: Corcoran Joint Unified School Name: Fremont (John C.) Elementary

PROJECT DATA

Type of Project: Elementary School Application Filing Basis: Site Specific
 Pupils Assigned Under 50 Yrs: K-6: 185
 7-8:
 9-12:
 Non-Severe:
 Severe:
 Financial Hardship Requested: No Recommended Acres: 6.1
 Alternative Education School: No Existing Acres: 7.56

ADJUSTED GRANT DATA

Modernization Grant - Under 50 Yrs	\$ 859,140.00
Fire Detection Alarm	27,935.00
Small Size Project	34,366.00
Accessibility/Fire Code Req.	25,774.00
Total State Share (60%)	947,215.00
District Share (40%)	631,477.00
Total Project Cost	\$ 1,578,692.00

PROJECT FINANCING

State Share	
This Project	\$ 947,215.00
District Share	
Cash Contribution	631,477.00
Financial Hardship	
Total Project Cost	\$ 1,578,692.00

HISTORY OF PROJECT COST AND APPORTIONMENT

	Fund Code	Proposition	Previously Authorized	Authorized This Action	Unfunded Approval This Action
State Share					
Modernization/Additional Grant	951-570	51	\$	\$ 947,215.00	\$ 947,215.00
District Share					
Cash Contribution				631,477.00	
Total			\$	\$ 1,578,692.00	\$ 947,215.00

Funding Source: Proposition 51 Bonds/2016-Nov.

Pursuant to the Board's action on March 11, 2009, this application has been approved and placed on the Unfunded List (Lack of AB 55 Loans).

This approval does not constitute a guarantee or commitment of future State funding.

The District shall ensure that it is in compliance with all applicable laws, regulations and certifications it made on the program forms.

Based on the Board's action on June 5, 2017, this project is subject to the Grant Agreement submittal pursuant to School Facility Program Regulation Section 1859.90.4.

The District is responsible for ensuring that the project is compliant with Prevailing Wage Monitoring and/or Labor Compliance Program requirements at the time construction contracts are executed and/or construction commenced.

SCHOOL DISTRICT DATA

Application No: 57/63891-00-010 County: Kings
 School District: Corcoran Joint Unified School Name: Bret Harte Elementary

PROJECT DATA

Type of Project: Elementary School Application Filing Basis: Site Specific
 Pupils Assigned Under 50 Yrs: K-6: 24
 7-8:
 9-12:
 Non-Severe:
 Severe:
 Financial Hardship Requested: No Recommended Acres: 7.1
 Alternative Education School: No Existing Acres: 6.5

ADJUSTED GRANT DATA

Modernization Grant - Under 50 Yrs	\$ 111,456.00
Fire Detection Alarm	3,624.00
Small Size Project	13,375.00
Accessibility/Fire Code Req.	3,344.00
Total State Share (60%)	131,799.00
District Share (40%)	87,866.00
Total Project Cost	<u>\$ 219,665.00</u>

PROJECT FINANCING

<u>State Share</u>	
This Project	\$ 131,799.00
<u>District Share</u>	
Cash Contribution	87,866.00
Financial Hardship	
Total Project Cost	<u>\$ 219,665.00</u>

HISTORY OF PROJECT COST AND APPORTIONMENT

	Fund Code	Proposition	Previously Authorized	Authorized This Action	Unfunded Approval This Action
<u>State Share</u>					
Modernization/Additional Grant	951-570	51	\$	\$ 131,799.00	\$ 131,799.00
<u>District Share</u>					
Cash Contribution				87,866.00	
Total			\$	<u>\$ 219,665.00</u>	<u>\$ 131,799.00</u>

Funding Source: Proposition 51 Bonds/2016-Nov.

Pursuant to the Board's action on March 11, 2009, this application has been approved and placed on the Unfunded List (Lack of AB 55 Loans). This approval does not constitute a guarantee or commitment of future State funding.

The District shall ensure that it is in compliance with all applicable laws, regulations and certifications it made on the program forms.

Based on the Board's action on June 5, 2017, this project is subject to the Grant Agreement submittal pursuant to School Facility Program Regulation Section 1859.90.4.

The District is responsible for ensuring that the project is compliant with Prevailing Wage Monitoring and/or Labor Compliance Program requirements at the time construction contracts are executed and/or construction commenced.

SCHOOL DISTRICT DATA

Application No: 57/66431-00-015	County: Orange
School District: Anaheim Union High	School Name: Katella High

PROJECT DATA

Type of Project: High School	Application Filing Basis: Site Specific
Pupils Assigned Under 50 Yrs:	Pupils Assigned Over 50 Yrs:
K-6:	K-6:
7-8:	7-8:
9-12:	9-12: 799
Non-Severe:	Non-Severe:
Severe:	Severe: 16
Financial Hardship Requested: No	Recommended Acres: 61.6
Alternative Education School: No	Existing Acres: 39.1

ADJUSTED GRANT DATA

Modernization Grant - Over 50 Yrs	\$ 7,466,507.00
Accessibility/Fire Code Req.	223,995.00
Total State Share (60%)	7,690,502.00
District Share (40%)	5,127,001.00
Total Project Cost	\$ 12,817,503.00

PROJECT FINANCING

<u>State Share</u>	
This Project	\$ 7,690,502.00
<u>District Share</u>	
Cash Contribution	5,127,001.00
Financial Hardship	
Total Project Cost	\$ 12,817,503.00

HISTORY OF PROJECT COST AND APPORTIONMENT

	Fund Code	Proposition	Previously Authorized	Authorized This Action	Unfunded Approval This Action
<u>State Share</u>					
Modernization/Additional Grant	951-570	51	\$	\$ 7,690,502.00	\$ 7,690,502.00
<u>District Share</u>					
Cash Contribution				5,127,001.00	
Total			\$	\$ 12,817,503.00	\$ 7,690,502.00

Funding Source: Proposition 51 Bonds/2016-Nov.

Pursuant to the Board's action on March 11, 2009, this application has been approved and placed on the Unfunded List (Lack of AB 55 Loans).

This approval does not constitute a guarantee or commitment of future State funding.

The District shall ensure that it is in compliance with all applicable laws, regulations and certifications it made on the program forms.

Based on the Board's action on June 5, 2017, this project is subject to the Grant Agreement submittal pursuant to School Facility Program Regulation Section 1859.90.4.

The District is responsible for ensuring that the project is compliant with Prevailing Wage Monitoring and/or Labor Compliance Program requirements at the time construction contracts are executed and/or construction commenced.

SCHOOL DISTRICT DATA

Application No: 57/68676-00-038 County: San Joaquin
 School District: Stockton Unified School Name: Stockton Unified Early College Academy

PROJECT DATA

Type of Project:	High School	Application Filing Basis:	Site Specific
Pupils Assigned Under 50 Yrs:		Pupils Assigned Over 50 Yrs:	
K-6:		K-6:	
7-8:		7-8:	
9-12:	240	9-12:	167
Non-Severe:		Non-Severe:	1
Severe:		Severe:	
Financial Hardship Requested:	No	Recommended Acres:	8.7
Alternative Education School:	No	Existing Acres:	8.7

ADJUSTED GRANT DATA

Modernization Grant - Under 50 Yrs	\$ 1,543,440.00
Modernization Grant - Over 50 Yrs	1,505,563.00
Fire Detection Alarm	61,735.00
Prevailing Wage Monitoring	4,803.00
Accessibility/Fire Code Req.	91,470.00
Total State Share (60%)	3,207,011.00
District Share (40%)	2,138,007.00
Total Project Cost	<u>\$ 5,345,018.00</u>

PROJECT FINANCING

<u>State Share</u>	
This Project	\$ 3,207,011.00
<u>District Share</u>	
Cash Contribution	2,138,007.00
Financial Hardship	
Total Project Cost	<u>\$ 5,345,018.00</u>

HISTORY OF PROJECT COST AND APPORTIONMENT

	Fund Code	Proposition	Previously Authorized	Authorized This Action	Unfunded Approval This Action
<u>State Share</u>					
Modernization/Additional Grant	951-570	51	\$	\$ 3,207,011.00	\$ 3,207,011.00
<u>District Share</u>					
Cash Contribution				2,138,007.00	
Total			\$	<u>\$ 5,345,018.00</u>	<u>\$ 3,207,011.00</u>

Funding Source: Proposition 51 Bonds/2016-Nov.

Pursuant to the Board's action on March 11, 2009, this application has been approved and placed on the Unfunded List (Lack of AB 55 Loans). This approval does not constitute a guarantee or commitment of future State funding.

The District shall ensure that it is in compliance with all applicable laws, regulations and certifications it made on the program forms.

Based on the Board's action on June 5, 2017, this project is subject to the Grant Agreement submittal pursuant to School Facility Program Regulation Section 1859.90.4.

The District is responsible for ensuring that the project is compliant with Prevailing Wage Monitoring and/or Labor Compliance Program requirements at the time construction contracts are executed and/or construction commenced.

SCHOOL DISTRICT DATA

Application No: 57/64725-00-021	County: Los Angeles
School District: Long Beach Unified	School Name: Renaissance High For The Arts

PROJECT DATA

Type of Project: High School	Application Filing Basis: Site Specific
Pupils Assigned Under 50 Yrs:	Pupils Assigned Over 50 Yrs:
K-6:	K-6:
7-8:	7-8:
9-12: 56	9-12: 636
Non-Severe:	Non-Severe: 2
Severe:	Severe:
Financial Hardship Requested: No	Recommended Acres: 23.2
Alternative Education School: No	Existing Acres: 3.45

ADJUSTED GRANT DATA

Modernization Grant - Under 50 Yrs	\$ 360,136.00
Modernization Grant - Over 50 Yrs	5,708,892.00
Fire Detection Alarm	105,048.00
Urban/Security/Impacted Site	1,821,819.00
Accessibility/Fire Code Req.	<u>182,071.00</u>
Total State Share (60%)	8,177,966.00
District Share (40%)	5,451,977.00
Total Project Cost	\$ <u>13,629,943.00</u>

PROJECT FINANCING

<u>State Share</u>	
This Project	\$ 8,177,966.00
<u>District Share</u>	
Cash Contribution	5,451,977.00
Financial Hardship	
Total Project Cost	\$ <u>13,629,943.00</u>

HISTORY OF PROJECT COST AND APPORTIONMENT

	Fund Code	Proposition	Previously Authorized	Authorized This Action	Unfunded Approval This Action
<u>State Share</u>					
Modernization/Additional Grant	951-570	51	\$	\$ 8,177,966.00	\$ 8,177,966.00
<u>District Share</u>					
Cash Contribution				<u>5,451,977.00</u>	
Total			\$	\$ <u>13,629,943.00</u>	\$ <u>8,177,966.00</u>

Funding Source: Proposition 51 Bonds/2016-Nov.

Pursuant to the Board's action on March 11, 2009, this application has been approved and placed on the Unfunded List (Lack of AB 55 Loans). This approval does not constitute a guarantee or commitment of future State funding.

The District shall ensure that it is in compliance with all applicable laws, regulations and certifications it made on the program forms.

Based on the Board's action on June 5, 2017, this project is subject to the Grant Agreement submittal pursuant to School Facility Program Regulation Section 1859.90.4.

The District is responsible for ensuring that the project is compliant with Prevailing Wage Monitoring and/or Labor Compliance Program requirements at the time construction contracts are executed and/or construction commenced.

SCHOOL DISTRICT DATA

Application No: 50/66464-00-020
 School District: Capistrano Unified

County: Orange
 School Name: San Clemente High

PROJECT DATA

Type of Project: High School
 K-6:
 7-8:
 9-12: 435
 Non-Severe:
 Severe:
 Application Filing Basis: District Wide
 Number of Classrooms: 24
 Master Acres: 77.6
 Existing Acres: 57
 Proposed Acres:
 Recommended Acres: 77.6
 Facility Hardship (a): No
 Financial Hardship Requested: No
 Alternative Education School: No
 Addition to Existing Site: Yes

ADJUSTED GRANT DATA

New Construction Grant	\$	7,140,525.00
Fire Detection Alarm		14,355.00
Multi-Level Constr.	24Crs.	856,863.00
Service Site		131,507.00
Utilities		70,814.00
Total State Share (50%)		8,214,064.00
District Share (50%)		8,214,064.00
Total Project Cost	\$	<u>16,428,128.00</u>

PROJECT FINANCING

State Share
 This Project \$ 8,214,064.00
District Share
 Cash Contribution 8,214,064.00
 Financial Hardship
 Total Project Cost \$ 16,428,128.00

HISTORY OF PROJECT COST AND APPORTIONMENT

	Fund Code	Proposition	Previously Authorized	Authorized This Action	Unfunded Approval This Action
<u>State Share</u>					
New Construction/Add. Grant	951-500	51	\$	\$ 8,214,064.00	\$ 8,214,064.00
<u>District Share</u>					
Cash Contribution				8,214,064.00	
Total			\$	<u>16,428,128.00</u>	<u>8,214,064.00</u>

Funding Source: Proposition 51 Bonds/2016-Nov.

Pursuant to the Board's action on March 11, 2009, this application has been approved and placed on the Unfunded List (Lack of AB 55 Loans). This approval does not constitute a guarantee or commitment of future State funding.

The District shall ensure that it is in compliance with all applicable laws, regulations and certifications it made on the program forms.

Based on the Board's action on June 5, 2017, this project is subject to the Grant Agreement submittal pursuant to School Facility Program Regulation Section 1859.90.4.

The District is responsible for ensuring that the project is compliant with Prevailing Wage Monitoring and/or Labor Compliance Program requirements at the time construction contracts are executed and/or construction commenced.

SCHOOL DISTRICT DATA

Application No: 51/62901-00-015	County: Humboldt
School District: Klamath-Trinity Joint Unified	School Name: Hoopa Valley High

PROJECT DATA

Type of Project: High School

K-6:

7-8:

9-12:

Non-Severe:

Severe:

Application Filing Basis: District Wide

Number of Classrooms: 2

Master Acres:

Existing Acres: 19.6

Proposed Acres:

Recommended Acres: 21.2

Facility Hardship (a): Yes

Financial Hardship Requested: Yes

Alternative Education School: No

Addition to Existing Site: No

PROJECT FINANCING

State Share

This Project \$ 1,168,311.24

District Share

Cash Contribution

Financial Hardship 1,168,311.24

Total Project Cost \$ 2,336,622.48

ADJUSTED GRANT DATA

Project Assistance	\$	7,074.00
Service Site		672,186.00
Utilities		20,264.00
Fac. Hardship Other 7134 Sq. Ft.		1,355,460.00
Geographic Index Factor 10 %		140,967.84
Small Size Project 4%		54,218.40
50% Insurance Proceeds Offset		<u>(1,081,859.00)</u>
Total State Share (50%)		1,168,311.24
District Share (50%)		<u>1,168,311.24</u>
Total Project Cost	\$	<u><u>2,336,622.48</u></u>

HISTORY OF PROJECT COST AND APPORTIONMENT

	Fund Code	Proposition	Previously Authorized	Authorized This Action		Unfunded Approval This Action
<u>State Share</u>						
New Construction/Add. Grant	951-500	51	\$ 1,048,571.00			
New Construction/Add. Grant	951-500	51		\$ 119,740.24	\$	119,740.24
<u>District Share</u>						
Cash Contribution						
Financial Hardship	951-500	51	1,048,571.00			
Financial Hardship	951-500	51		<u>119,740.24</u>		<u>119,740.24</u>
Total			<u>\$ 2,097,142.00</u>	<u>\$ 239,480.48</u>	<u>\$</u>	<u><u>239,480.48</u></u>

Funding Source: Proposition 51 Bonds/2016-Nov.

Pursuant to the Board's action on March 11, 2009, this application has been approved and placed on the Unfunded List (Lack of AB 55 Loans). This approval does not constitute a guarantee or commitment of future State funding.

The District shall ensure that it is in compliance with all applicable laws, regulations and certifications it made on the program forms.

The District is responsible for ensuring that the project is compliant with Prevailing Wage Monitoring and/or Labor Compliance Program requirements at the time construction contracts are executed and/or construction commenced.

The District qualifies for financial hardship pursuant to SFP Regulation Section 1859.81(c)(1). The District has demonstrated it is financially unable to provide all or a part of the matching funds and is levying the developer fees or equal alternative revenue source justified by law. The District's outstanding bonded indebtedness (as of September 30, 2018) is at least 60 percent of its total bonding capacity.

Financial hardship funding is provided pursuant to the conditions outlined in the November 28, 2018 approval letter.

Based on the Board's action on June 5, 2017, this project is subject to the Grant Agreement submittal pursuant to School Facility Program Regulation Section 1859.90.4.

SCHOOL DISTRICT DATA

Application No: 51/62901-00-004
 School District: Klamath Trinity Joint Unified

County: Humboldt
 School Name: Hoopa Valley High

PROJECT DATA

Type of Project: High School
 K-6:
 7-8:
 9-12:
 Non-Severe:
 Severe:
 Application Filing Basis: Site Specific
 Number of Classrooms:
 Master Acres:
 Existing Acres: 20
 Proposed Acres:
 Recommended Acres: 21
 Facility Hardship (a): Yes
 Financial Hardship Requested: Yes
 Alternative Education School: No
 Addition to Existing Site: No

ADJUSTED GRANT DATA

Service Site	\$	846,827
Off-Site		343,790
Utilities		160,050
Fac. Hardship Toilets	2,553 Sq. Ft.	796,536
Fac. Hardship Other	11,148 Sq. Ft.	1,939,752
Geographic Percent Factor (10%)		306,464
Small Size Project (12%)		328,355
Project Assistance		6,504
Total State Share (50%)		4,728,277
District Share (50%)		4,728,277
Total Project Cost	\$	<u>9,456,554</u>

PROJECT FINANCING

<u>State Share</u>	
This Project	\$ 4,728,277
<u>District Share</u>	
Cash Contribution	1,713,885
Financial Hardship	3,014,392
Total Project Cost	\$ <u>9,456,554</u>

HISTORY OF PROJECT COST AND APPORTIONMENT

	Fund Code	Proposition	Previously Authorized	Authorized This Action	State Apportionment This Action
<u>State Share</u>					
New Construction/Add. Grant	055-500	55	\$ 4,605,490.00		
New Construction/Add. Grant	051-500	51		\$ 122,787.50	\$ 122,787.50
<u>District Share</u>					
Financial Hardship	055-500	55	902,997.58		
Financial Hardship	057-500	1D	1,988,607.42		
Financial Hardship	051-500	51		122,787.50	122,787.50
Cash Contribution			1,713,885.00		
Total			\$ <u>9,210,980.00</u>	\$ <u>245,575.00</u>	\$ <u>245,575.00</u>

Funding Sources: Proposition 51 Bonds/2016-Nov.; Proposition 55 Bonds/2004-Mar.; Proposition 1D Bonds/2006-Nov.

The District is required to submit a valid *Fund Release Authorization* (Form SAB 50-05) within 18 months of the date of the apportionment; otherwise, the apportionment will be rescinded without further board action.

Senate Bill 854, Chapter 28, Statutes of 2014, repealed Labor Code (LC) Section 1771.3 which required school districts to provide payment to Department of Industrial Relations (DIR) for prevailing wage monitoring. As a result, school districts awarding a construction contract on or after June 20, 2014 are not mandated to provide payment for DIR monitoring and enforcement of prevailing wage requirements. Projects with an initial public works project awarded on or after June 20, 2014 are not eligible to receive an additional grant for prevailing wage monitoring; however, school districts are still required to notify DIR within five days of initial contract award pursuant to LC Section 1773.3(a)(1).

The District qualifies for financial hardship pursuant to SFP Regulation Section 1859.81(c)(1). As of September 28, 2015, the current outstanding bonded indebtedness of the district issued for the purpose of constructing school facilities in accordance with Education Code Section 17072.35 or 17074.25 as appropriate, at the time of request for financial hardship status, is at least 60 percent of the district's total bonding capacity.

The District shall ensure that it is in compliance with all applicable laws, regulations and certifications it made on the program forms.

Provide that the State portion of any and all project savings realized from the funding of this Facility Hardship Program project must be returned to the State.

SCHOOL DISTRICT DATA

Application No: 51/62901-00-008
School District: Klamath Trinity Joint Unified

County: Humboldt
School Name: Hoopa Valley High

PROJECT DATA

Type of Project: 9-12
 K-6:
 7-8:
 9-12:
 Non-Severe:
 Severe:
Application Filing Basis: Site Specific
Number of Classrooms: 1
Master Acres:
Existing Acres: 19.60
Proposed Acres:
Recommended Acres: 21.20
Facility Hardship (a): Yes
Financial Hardship Requested: Yes
Alternative Education School: No
Addition to Existing Site: No

ADJUSTED GRANT DATA

Project Assistance	\$	6,504
Service Site		2,893,952
Off-Site		268,191
Utilities		630,536
Fac. Hardship Other	14,819 Sq. Ft.	2,578,506
Fac. Hardship Toilet	151 Sq. Ft.	47,112
Geographic Percent Factor (10%)		295,566
Fire Detection Alarm		14,970
Small Size Project (12%)		315,074
Total State Share (50%)		7,050,411
District Share (50%)		7,050,411
Total Project Cost	\$	<u><u>14,100,823</u></u>

PROJECT FINANCING

<u>State Share</u>		
This Project	\$	7,050,411
<u>District Share</u>		
Cash Contribution		0
Financial Hardship		<u>7,050,411</u>
Total Project Cost	\$	<u><u>14,100,823</u></u>

HISTORY OF PROJECT COST AND APPORTIONMENT

	Fund Code	Proposition	Previously Authorized	Authorized This Action	State Apportionment This Action
<u>State Share</u>					
New Construction/Add. Grant	055-500	51	\$ 6,651,097		
New Construction/Add. Grant	051-500	51		\$ 399,314	\$ 399,314
<u>District Share</u>					
Financial Hardship	055-500	51	6,651,097		
Financial Hardship	051-500	51		399,314	399,314
Cash Contribution					
Total			<u>\$ 13,302,194</u>	<u>\$ 798,628</u>	<u>\$ 798,628</u>

Funding Source: Proposition 51 Bonds/2016-Nov.

The District is required to submit a valid Fund Release Authorization (Form SAB 50-05) within 18 months of the date of the apportionment; otherwise, the apportionment will be rescinded without further board action.

Senate Bill 854, Chapter 28, Statutes of 2014 repealed Labor Code (LC) Section 1771.3 which required school districts to provide payment to Department of Industrial Relations (DIR) for prevailing wage monitoring. As a result, school districts awarding a construction contract on or after June 20, 2014 are not mandated to provide payment for DIR monitoring and enforcement of prevailing wage requirements. Projects with an initial public works contract awarded on or after June 20, 2014 are not eligible to receive an additional grant for prevailing wage monitoring; however, school districts are still required to notify DIR within five days of initial contract award pursuant to LC Section 1773.3(a)(1).

The District qualifies for financial hardship pursuant to SFP Regulation Section 1859.81(c)(1). As of September 28, 2015, the current outstanding bonded indebtedness of the district issued for the purpose of constructing school facilities in accordance with Education Code Section 17072.35 or 17074.25 as appropriate, at the time of request for financial hardship status, is at least 60 percent of the district's total bonding capacity.

The District shall ensure that it is in compliance with all applicable laws, regulations and certifications it made on the program forms.

Provide that the State portion of any and all project savings realized from the funding of this facility hardship program project must be returned to the State.

SCHOOL DISTRICT DATA

Application No: 51/62901-00-013	County: Humboldt
School District: Klamath-Trinity Joint Unified	School Name: Hoopa Valley High

PROJECT DATA

ADJUSTED GRANT DATA

Type of Project: High School

K-6:

7-8:

9-12:

Non-Severe:

Severe:

Application Filing Basis: Site Specific

Number of Classrooms:

Master Acres:

Existing Acres: 21.2

Proposed Acres:

Recommended Acres: 21.2

Facility Hardship (a): Yes

Financial Hardship Requested: Yes

Alternative Education School: No

Addition to Existing Site: No

Project Assistance	\$	6,791.00
Service Site		875,871.50
Fac. Hardship Other 12,129 Sq. Ft.		2,207,478.00
Geographic Index Factor 10 %		220,747.80
Total State Share (50%)		<u>3,310,888.30</u>
District Share (50%)		<u>3,310,888.30</u>
Total Project Cost	\$	<u><u>6,621,776.60</u></u>

PROJECT FINANCING

State Share

This Project \$ 3,310,888.30

District Share

Cash Contribution

Financial Hardship 3,310,888.30

Total Project Cost \$ **6,621,776.60**

HISTORY OF PROJECT COST AND APPORTIONMENT

	Fund Code	Proposition	Previously Authorized	Authorized This Action		State Apportionment This Action
<u>State Share</u>						
Replacement	051-500	51	\$ 3,231,263.80			
Replacement	051-500	51		\$ 79,624.50	\$	79,624.50
<u>District Share</u>						
Cash Contribution						
Financial Hardship	051-500	51	3,231,263.80			
Financial Hardship	051-500	51		79,624.50		79,624.50
Total			<u><u>\$ 6,462,527.60</u></u>	<u><u>\$ 159,249.00</u></u>	<u><u>\$</u></u>	<u><u>159,249.00</u></u>

Funding Source: Proposition 51 Bonds/2016-Nov.

The District is required to submit a valid Fund Release Authorization (Form SAB 50-05) within 18 months of the date of the apportionment; otherwise, the apportionment will be rescinded without further board action.

The District shall ensure that it is in compliance with all applicable laws, regulations and certifications it made on the program forms.

Based on the Board's action on June 5, 2017, this project is subject to the Grant Agreement submittal pursuant to School Facility Program Regulation Section 1859.90.4.

The District is responsible for ensuring that the project is compliant with Prevailing Wage Monitoring and/or Labor Compliance Program requirements at the time construction contracts are executed and/or construction commenced.

The District qualifies for financial hardship pursuant to SFP Regulation Section 1859.81(c)(1). As of October 20, 2017, the current outstanding bonded indebtedness of the district issued for the purpose of constructing school facilities in accordance with Education Code Section 17072.35 or 17074.25 as appropriate, at the time of request for financial hardship status, is at least 60 percent of the district's total bonding capacity.

SCHOOL DISTRICT DATA

Application No: 51/62901-00-016
School District: Klamath-Trinity Joint Unified

County: Humboldt
School Name: Hoopa Valley High

PROJECT DATA

Type of Project: High School
K-6:
7-8:
9-12:
Non-Severe:
Severe:
Application Filing Basis: District Wide
Number of Classrooms: 1
Master Acres:
Existing Acres: 19.6
Proposed Acres:
Recommended Acres: 21.2
Facility Hardship (a): No
Financial Hardship Requested: Yes
Alternative Education School: No
Addition to Existing Site: No

ADJUSTED GRANT DATA

Project Assistance	\$	7,074.00
Fac. Hardship Other	845.39 Sq. Ft.	160,624.10
Geographic Index Factor	10 %	17,989.90
Small Size Project	12%	19,274.89
Total State Share (50%)		204,962.89
District Share (50%)		204,962.89
Total Project Cost	\$	409,925.78

PROJECT FINANCING

State Share
This Project **\$** 204,962.89
District Share
Cash Contribution
Financial Hardship 204,962.89
Total Project Cost **\$** **409,925.78**

HISTORY OF PROJECT COST AND APPORTIONMENT

	Fund Code	Proposition	Previously Authorized	Authorized This Action	State Apportionment This Action
State Share					
New Construction/Add. Grant	051-500	51	\$ 183,760.50		
New Construction/Add. Grant	051-500	51		\$ 21,202.39	\$ 21,202.39
District Share					
Cash Contribution					
Financial Hardship	051-500	51	183,760.50		
Financial Hardship	051-500	51		21,202.39	21,202.39
Total			\$ 367,521.00	\$ 42,404.78	\$ 42,404.78

Funding Source: Proposition 51 Bonds/2016-Nov.

The District is required to submit a valid Fund Release Authorization (Form SAB 50-05) within 18 months of the date of the apportionment; otherwise, the apportionment will be rescinded without further board action.

The District shall ensure that it is in compliance with all applicable laws, regulations and certifications it made on the program forms.

The District is responsible for ensuring that the project is compliant with Prevailing Wage Monitoring and/or Labor Compliance Program requirements at the time construction contracts are executed and/or construction commenced.

Based on the Board's action on June 5, 2017, this project is subject to the Grant Agreement submittal pursuant to School Facility Program Regulation Section 1859.90.4.

The District qualifies for financial hardship pursuant to SFP Regulation Section 1859.81(c)(1). The District has demonstrated it is financially unable to provide all or a part of the matching funds and is levying the developer fees or equal alternative revenue source justified by law. The District's outstanding bonded indebtedness (as of September 30, 2018) is at least 60 percent of its total bonding capacity.

Financial hardship funding is provided pursuant to the conditions outlined in the November 28, 2018 approval letter.

SCHOOL DISTRICT DATA

Application Number:.....57/75531-00-005 School District:.....Dinuba Unified
 County:.....Tulare School Name.....Washington Intermediate
 Financial Hardship.....Yes Date of Financial Hardship status:.....May 3, 2012
 Qualifying Financial Hardship Criteria: SFP Regulation Section 1859.81(c)(2).

PURPOSE OF REPORT

To recommend accounting revisions to close-out a completed project.

DESCRIPTION

A review of expenditures reported by the District has been made and the revisions indicated are necessary to close out this completed project. This is a Financial Hardship project and has savings in the amount of \$18,235.48. SFP Regulation Section 1859.103 states that “the State’s portion of any savings declared by the district or determined by the OPSC by audit must be used to reduce the SFP financial hardship grant of that project ... any interest earned on a financial hardship project not expended on eligible project expenditures will be treated as savings and will be used to reduce the SFP financial hardship grant for that project.” The District has concurred with the findings and agrees to return the State funds in the amount of \$18,235.48.

Detail of Final Cost & Financing

Budget Item	Currently Approved	Required Change	Revised Approval
SFP Modernization	\$ 3,350,799.00	\$ (9,117.74)	\$ 3,341,681.26
SFP Financial Hardship	2,201,129.00	(9,117.74)	2,192,011.26
SFP Fire Code Compliance	161,230.00	0.00	161,230.00
SFP Fire Detection/Alarm	100,413.00	0.00	100,413.00
SFP Prevailing Wage Monitoring	9,031.00	0.00	9,031.00
Total State Apportionment	<u>\$ 5,822,602.00</u>	<u>\$ (18,235.48)</u>	<u>\$ 5,804,366.52</u>
Financing			
District Contribution	\$ 213,186.00	\$ 0.00	\$ 213,186.00
Financial Hardship (SFP)	2,201,129.00	(9,117.74)	2,192,011.26
State (SFP)	<u>3,621,473.00</u>	<u>(9,117.74)</u>	<u>3,612,355.26</u>
Total Project Costs	<u>\$ 6,035,788.00</u>	<u>\$ (18,235.48)</u>	<u>\$ 6,017,552.52</u>

RECOMMENDATIONS

1. Approve a decrease of \$18,235.48 in the total project cost from \$6,035,788 to \$6,017,552.52.
2. Approve a decrease of \$9,117.74 in the State Apportionment [Bonds/2006-Nov.; 057-570] from \$3,621,473.00 to \$3,612,355.26.
3. Approve a decrease of \$9,117.74 in the Financial Hardship Contribution [Bonds/2006-Nov.; 057-570] from \$2,201,129.00 to \$2,192,011.26.
4. Require the District to return State funds in the amount of \$18,235.48.

SCHOOL DISTRICT DATA

Application Number:.....56/66670-00-012 School District:.....Santa Ana Unified
 County:.....Orange School Name:.....Community Day Intermediate and High
 Financial Hardship.....No

PURPOSE OF REPORT

To recommend accounting revisions to close out a completed project.

DESCRIPTION

A review of expenditures reported by the District has been made and the revisions indicated are necessary to close out this completed project. The District incurred additional eligible expenditures per SFP Regulation Sections 1859.74 and 1859.106 and may receive additional utilities funding in the amount of \$1,887.50. The District was also over-funded for service site and offsite costs in the amount of \$127,509.00. The District has concurred with the findings and agrees to return the State funds in the amount of \$125,621.50.

Detail of Final Cost & Financing

Budget Item	Currently Approved	Required Change	Revised Approval
SFP New Construction	\$ 8,123,713.00	\$ 0.00	\$ 8,123,713.00
SFP Service Site	182,331.00	(125,543.00)	56,788.00
SFP Offsite	4,413.00	(1,966.00)	2,447.00
SFP Utilities	23,570.00	1,887.50	25,457.50
Total State Apportionment	<u>\$ 8,334,027.00</u>	<u>\$ (125,621.50)</u>	<u>\$ 8,208,405.50</u>
 Financing			
District Contribution	\$ 8,334,027.00	\$ (125,621.50)	\$ 8,208,405.50
State (SFP)	8,334,027.00	(125,621.50)	8,208,405.50
Total Project Costs	<u>\$ 16,668,054.00</u>	<u>\$ (251,243.00)</u>	<u>\$ 16,416,811.00</u>

RECOMMENDATIONS

1. Approve a decrease of \$251,243.00 in the total project cost from \$16,668,054.00 to \$16,416,811.00.
2. Approve a decrease of \$125,621.50 in the District Contribution from \$8,334,027.00 to \$8,208,405.50.
3. Approve a decrease of \$125,621.50 in the State Apportionment [Bonds/2006-Nov.; 057-531] from \$8,334,027.00 to \$8,208,405.50.
4. Require the District to return State funds in the amount of \$125,621.50.

SCHOOL DISTRICT DATA

Application Number:.....56/64733-00-007 School District:.....Los Angeles Unified
 County:.....Los Angeles School Name:.....Middle College High
 Financial Hardship.....No

PURPOSE OF REPORT

To recommend accounting revisions to close out a completed project.

DESCRIPTION

A review of expenditures reported by the District has been made and the revisions indicated are necessary to close out this completed project. The District incurred additional eligible expenditures per SFP Regulation Sections 1859.74 and 1859.106 and may receive additional hazardous waste and Department of Toxic Substances Control (DTSC) funding in the amount of \$114,189.24. The District has concurred with these findings and is eligible for an additional apportionment of the State share in the amount of \$57,094.62.

Detail of Final Cost & Financing

Budget Item	Currently Approved	Required Change	Revised Approval
SFP New Construction	\$ 4,303,260.00	\$ 0.00	\$ 4,303,260.00
SFP Multi Level Construction	516,391.00	0.00	516,391.00
SFP Service Site	437,483.00	0.00	437,483.00
SFP General Site	201,014.00	0.00	201,014.00
SFP Offsite	326,131.00	0.00	326,131.00
SFP Utilities	82,188.00	0.00	82,188.00
SFP Urban Security	3,354,994.00	0.00	3,354,994.00
SFP Site DTSC Fee	15,326.00	26,365.40	41,691.40
SFP Site Hazardous Removal	89,016.00	30,729.22	119,745.22
SFP Fire Detection/Alarm	8,424.00	0.00	8,424.00
SFP Fire Sprinklers	66,339.00	0.00	66,339.00
SFP High Performance	265,081.00	0.00	265,081.00
Total State Apportionment	\$ 9,665,647.00	\$ 57,094.62	\$ 9,722,741.62
Financing			
District Contribution	\$ 9,665,647.00	\$ 57,094.62	\$ 9,722,741.62
State (SFP)	9,665,647.00	57,094.62	9,722,741.62
Total Project Costs	\$ 19,331,294.00	\$ 114,189.24	\$ 19,445,483.24

RECOMMENDATIONS

1. Approve an increase of \$114,189.24 in the total project cost from \$19,331,294.00 to \$19,445,483.24.
2. Approve an increase of \$57,094.62 in the District Contribution from \$9,665,647.00 to \$9,722,741.62.
3. Approve an increase of \$57,094.62 in the State Apportionment [Bonds/2006-Nov.; 057-531] from \$9,665,647.00 to \$9,722,741.62.

SCHOOL DISTRICT DATA

Application Number:.....53/64733-00-421 School District:.....Los Angeles Unified
 County:.....Los Angeles School Name:.....South Region High #7
 Financial Hardship.....No

PURPOSE OF REPORT

To recommend accounting revisions to close out a completed project.

DESCRIPTION

A review of expenditures reported by the District has been made and the revisions indicated are necessary to close out this completed project. The District incurred additional eligible expenditures per SFP Regulation Sections 1859.74 and 1859.106 and may receive additional site acquisition, Department of Toxic Substances Control (DTSC) and site other funding in the amount of \$325,056.20. The District was also over-funded for relocation assistance and hazardous waste costs in the amount of \$388,534.81. The District has concurred with the findings and agrees to return the State funds in the amount of \$31,739.31.

Detail of Final Cost & Financing

Budget Item	Currently	Required Change	Revised
SFP New Construction	\$ 19,998,657.00	\$ 0.00	\$ 19,998,657.00
SFP Multi Level Construction	2,323,653.00	0.00	2,323,653.00
SFP Site Acquisition	12,749,923.00	55,000.00	12,804,923.00
SFP Site Relocation	473,918.00	(144,385.93)	329,532.07
SFP Site Other	509,997.00	2,200.00	512,197.00
SFP Service Site	5,269,951.00	0.00	5,269,951.00
SFP General Site	970,799.00	0.00	970,799.00
SFP Offsite	704,349.00	0.00	704,349.00
SFP Utilities	164,273.00	0.00	164,273.00
SFP Urban Security	12,583,675.00	0.00	12,583,675.00
SFP Site DTSC Fee	6,616.00	105,328.10	111,944.10
SFP Site Hazardous Removal	309,310.00	(49,881.48)	259,428.52
SFP Fire Detection/Alarm	39,123.00	0.00	39,123.00
SFP Fire Sprinklers	307,881.00	0.00	307,881.00
SFP High Performance	423,972.00	0.00	423,972.00
SFP Labor Compliance Program	184,945.00	0.00	184,945.00
Total State Apportionment	\$ 57,021,042.00	\$ (31,739.31)	\$ 56,989,302.69
 Financing			
District Contribution	\$ 57,021,042.00	\$ (31,739.31)	\$ 56,989,302.69
State (SFP)	57,021,042.00	(31,739.31)	56,989,302.69
Total Project Costs	\$ 114,042,084.00	\$ (63,478.62)	\$ 113,978,605.38

RECOMMENDATIONS

1. Approve a decrease of \$63,478.62 in the total project cost from \$114,042,084.00 to \$113,978,605.38.
2. Approve a decrease of \$31,739.31 in the District Contribution from \$57,021,042.00 to \$56,989,302.69.
3. Approve a decrease of \$31,739.31 in the State Apportionment [Bonds/2004-Mar.; 055-531] from \$57,021,042.00 to \$56,989,302.69.
4. Require the District to return State funds in the amount of \$31,739.31.

SCHOOL DISTRICT DATA

Application Number:.....50/75325-00-005 School District:.....Farmersville Unified
 County:.....Tulare School Name:.....Freedom Elementary
 Financial Hardship.....Yes Date of Financial Hardship status:.....October 27, 2011
 Qualifying Financial Hardship Criteria: SFP Regulation Section 1859.81(c)(1).

PURPOSE OF REPORT

To recommend accounting revisions to close out a completed project.

DESCRIPTION

A review of expenditures reported by the District has been made and the revisions indicated are necessary to close out this completed project. This is a Financial Hardship project and has savings in the amount of \$248,323.74. SFP Regulation Section 1859.103 states that “the State’s portion of any savings declared by the district or determined by the OPSC by audit must be used to reduce the SFP financial hardship grant of that project ... any interest earned on a financial hardship project not expended on eligible project expenditures will be treated as savings and will be used to reduce the SFP financial hardship grant for that project.” The District has concurred with the findings and has returned State funds in the amount of \$248,323.74.

Detail of Final Cost & Financing

Budget Item	Currently Approved	Required Change	Revised Approval
SFP New Construction	\$ 1,873,800.00	\$ (124,161.87)	\$ 1,749,638.13
SFP Service Site	22,342.00	0.00	22,342.00
SFP Utilities	11,013.00	0.00	11,013.00
SFP Small School	74,952.00	0.00	74,952.00
SFP Financial Hardship	1,792,472.00	(124,161.87)	1,668,310.13
SFP Fire Detection/Alarm	2,200.00	0.00	2,200.00
SFP Fire Sprinklers	31,600.00	0.00	31,600.00
SFP Labor Compliance Program	18,051.00	0.00	18,051.00
Total State Apportionment	<u>\$ 3,826,430.00</u>	<u>\$ (248,323.74)</u>	<u>\$ 3,578,106.26</u>
Financing			
District Contribution	\$ 241,486.00	\$ 0.00	\$ 241,486.00
State (SFP)	2,033,958.00	(124,161.87)	1,909,796.13
Financial Hardship (SFP)	1,792,472.00	(124,161.87)	1,668,310.13
Total Project Costs	<u>\$ 4,067,916.00</u>	<u>\$ (248,323.74)</u>	<u>\$ 3,819,592.26</u>

RECOMMENDATIONS

1. Approve a decrease of \$248,324.74 in the total project cost from \$4,067,916.00 to \$3,819,592.26.
2. Approve a decrease of \$124,161.87 in the State Apportionment [Bonds/2004-Mar.; 055-500] from \$2,033,958.00 to \$1,909,796.13.
3. Approve a decrease of \$124,161.87 in the Financial Hardship Contribution [Bonds/2004-Mar.; 055-500] from \$1,792,472.00 to \$1,668,310.13.
4. Recognize the District has returned State funds in the amount of \$248,323.74.

REPORT OF THE EXECUTIVE OFFICER
State Allocation Board Meeting, September 25, 2019

SCHOOL DISTRICT DATA

School District:.....LOS ANGELES UNIFIED County:.....LOS ANGELES
Application Number:.....59/64733-00-029 School Name.....Dorsey (Susan Miller) Senior High

PURPOSE OF REPORT

To present a School Facility Program Career Technical Education Facilities Program (CTEFP) Cycle 4 project for rescission.

DESCRIPTION

From May to December 2018, the State Allocation Board (Board) approved CTEFP projects for the fourth funding cycle totaling \$125 million. The Board approved the project for placement on the Unfunded List (Lack of AB 55 Loans) on May 23, 2018 and subsequently for Apportionment on April 24, 2019.

On August 28, 2019, the District submitted a request to the Office of Public School Construction to rescind the project. Therefore, it is presented for rescission as shown below.

Application No.	State Apportionment Date	Apportionment Amount
59/64733-00-029	04/24/2019	\$1,500,000.00

AUTHORITY

SFP Regulation Section 1859.198 states, in part, "Any Career Technical Education Facilities project funds returned due to projects being rescinded or reduced to cost incurred shall be made available for Apportionment in subsequent funding cycles."

RECOMMENDATIONS

1. Rescind the District's application listed above.
2. Approve a decrease of \$1,500,000.00 in the State Apportionment [Bonds/2016-Nov.; 051-600] from \$1,500,000.00 to \$0.

REPORT OF THE EXECUTIVE OFFICER
State Allocation Board Meeting, September 25, 2019

SCHOOL DISTRICT DATA

School District:.....SAN DIEGO UNIFIED County:.....SAN DIEGO
Application Number:.....55/68338-06-001 School Name.....Madison Senior High

PURPOSE OF REPORT

To present a School Facility Program Career Technical Education Facilities Program (CTEFP) Cycle 4 project for rescission.

DESCRIPTION

From May to December 2018, the State Allocation Board (Board) approved CTEFP projects for the fourth funding cycle totaling \$125 million. The Board approved the project for placement on the Unfunded List (Lack of AB 55 Loans) on May 23, 2018 and subsequently for Apportionment on October 24, 2018.

On August 5, 2019, the District submitted a request to the Office of Public School Construction to rescind the project. Therefore, it is presented for rescission as shown below.

Application No.	State Apportionment Date	Apportionment Amount
55/68338-06-001	10/24/2018	\$2,989,133.00

AUTHORITY

SFP Regulation Section 1859.198 states, in part, "Any Career Technical Education Facilities project funds returned due to projects being rescinded or reduced to cost incurred shall be made available for Apportionment in subsequent funding cycles."

RECOMMENDATIONS

1. Rescind the District's application listed above.
2. Approve a decrease of \$2,989,133.00 in the State Apportionment [Bonds/2016-Nov.; 051-600] from \$2,989,133.00 to \$0.

REPORT OF THE EXECUTIVE OFFICER
State Allocation Board Meeting, September 25, 2019

SCHOOL FACILITY PROGRAM
SUBSTANTIAL PROGRESS REDUCTION TO COSTS INCURRED

PURPOSE OF REPORT

To present School Facility Program (SFP) project apportionments to be reduced to eligible costs incurred.

DESCRIPTION

The SFP projects listed on the Attachment are financial hardship County Office of Education (COE) and financial hardship Districts that received a separate design, site, and adjusted grant fund release. The COE's and Districts have either requested to have their project reduced to costs incurred or have not met the substantial progress requirement or have indicated that they will be unable to move forward with the SFP projects listed on the Attachment. The COE's and Districts have requested that their apportionments be reduced to costs incurred to recognize eligible costs for the separate design, site, and adjusted grant phase.

AUTHORITY

Pursuant to Education Code Section 17076.10(b), sufficient evidence of substantial progress for the design, site and adjusted grant apportionments shall be due 18 months from the date any funds were released to the district. The SFP Regulation Section 1859.105 requires that when an apportionment is reduced to project costs incurred or rescinded, all State funds not used to finance eligible expenditures are to be returned to the State Allocation Board (SAB). The SFP Regulations also stipulate that interest earned on State funds, which is not used to finance eligible expenditures, is due to the SAB.

RECOMMENDATIONS

1. Find that the COE's and Districts are unable to meet the substantial progress requirements or indicated that they will be unable to move forward with the projects listed on the Attachment.
2. Reduce the funded apportionments to costs incurred for the projects listed on the Attachment.
3. Direct Staff to adjust the COE's and Districts baseline eligibility, according to the increases (identified in the "Pupils Returned to the District's Baseline" column) on the Attachment, once all funds due to the State have been received.

**ATTACHMENT
SCHOOL FACILITY PROGRAM
SUBSTANTIAL PROGRESS REDUCTION TO COSTS INCURRED
State Allocation Board Meeting, September 25, 2019**

	District/ County/ Application Number	Pupil Grant Adjustments			Grant Adjustments				
		Type of Pupils	Number of Pupils	Pupils Returned to the District's Baseline Number of Pupils	State/FH Contribution	District Contribution	Interest	Amount of Eligible Expenditures	Reduction in Apportionment
Design Grant	Adelanto Elementary San Bernardino 50/67587-00-016	K-6 Non-Severe Severe	400 13 9	372 12 1	\$1,598,205.00	\$87,147.00	\$51,996.46	\$605,000.00	\$1,132,348.46
	Cutten Elementary Humboldt 57/62745-00-001	K-6	100	92	\$86,750.00	\$0.00	\$2,243.37	\$46,463.00	\$42,530.37
	Maple Elementary ^A Kern 58/63610-00-002	N/A	N/A	N/A	\$416,948.00	\$0.00	\$0.00	\$416,948.00	\$0.00
	San Bernardino County Office of Education San Bernardino 50/10363-03-032	Severe	54	40	\$388,282.00	\$0.00	\$110,368.01	\$488,963.80	\$9,686.21
	Santa Clara County Office of Education Santa Clara 50/10439-00-005	Severe	54	42	\$466,020.00	\$0.00	\$64,740.01	\$506,755.58	\$24,004.43
Site Grant	San Bernardino County Office of Education ^B San Bernardino 50/10363-03-032	N/A	N/A	N/A	\$292,276.00	\$0.00	\$0.00	\$170,504.81	\$121,771.19
Adjusted Grant	Cutten Elementary ^C Humboldt 57/62745-00-001	N/A	N/A	N/A	\$0.00	\$0.00	\$0.00	\$0.00	\$0.00
TOTAL:									\$1,330,340.66

A Pupil grants are not assigned to Facility Hardship.

B Pupil grants are not assigned to site grants. The

C The District incurred two non-participation occurrences in the priority in funding (PIF) process; therefore, the adjusted grant will be rescinded. Due to the District's non-participation in the PIF, the balance due to the State is \$0.

Facility Hardship / Rehabilitation Program

REPORT OF THE EXECUTIVE OFFICER
State Allocation Board Meeting, September 25, 2019

SCHOOL DISTRICT DATA

School District:CAMPBELL UNION HIGH	County:.....SANTA CLARA
Application Number:..... 58/69401-00-001	School Name:.....BRANHAM HIGH
Total District Enrollment:.....8,271	Project Grade Level:.....9-12
Financial Hardship:.....	NO

PURPOSE OF REPORT

Type of Request	State Allocation Board (Board) approval for placement on the Unfunded List (Lack of AB 55 Loans) for a School Facility Program (SFP) Facility Hardship Seismic Mitigation Program (SMP) Rehabilitation project.
Total Project Cost	\$242,728.82
Cost to the State	\$121,364.41

DESCRIPTION

Description of Health and Safety Threat	A Structural Engineer’s Report by Hohbach-Lewin, Inc. Structural Engineers, dated June 18, 2018, identified critical deficiencies associated with having a high potential for local or global collapse in the event of seismic activity in Buildings J and S on the Branham High School site. The report classifies the two buildings as Category 2 “Most Vulnerable” building type and the buildings qualify for the SMP based on the qualifying criteria in Education Code Section 17075.10 and SFP Regulation Section 1859.82.
---	---

Based on the Cost-Benefit Analysis, this application qualified for rehabilitation funding for the minimum work required to mitigate the structural deficiencies. The District will use this funding toward the replacement of these buildings.

Scope of Project	The project consists of the replacement of Buildings J and S at Branham High School.
------------------	--

Status of School Site	The District gave notice to proceed on this project on January 26, 2018.
-----------------------	--

QUALIFYING CRITERIA

Government/State Level Concurrence	The Division of the State Architect approved Buildings J and S for Seismic Mitigation Program eligibility and approved their Replacement Option Analysis (Phase 2) July 6, 2018.
------------------------------------	--

Staff Supports the District’s Request	Yes
---------------------------------------	-----

Site Visit Completed by Staff	Staff accepted detailed reports from an industry specialist and photographs in lieu of a site visit.
-------------------------------	--

AUTHORITY

See ATTACHMENT A

RECOMMENDATION

Approve the District's request for an unfunded approval for rehabilitation funding to be used towards the replacement of Buildings J and S at Branham High School, pursuant to the SFP Regulation Section 1859.82(a)(1)(A)(1.) (b.) as shown on Attachment B.

ATTACHMENT A

AUTHORITY

Education Code (EC) Section 17075.10(a) states:

A school district may apply for hardship assistance in cases of extraordinary circumstances. Extraordinary circumstances may include, but are not limited to, the need to repair, reconstruct, or replace the most vulnerable school facilities that are identified as a Category 2 building, as defined in the report submitted pursuant to Section 17317, determined by the department to pose an unacceptable risk of injury to its occupants in the event of a seismic event.

SFP Regulation Section 1859.82 states, "A district is eligible for facility hardship funding to repair, replace, or construct new classrooms and related facilities if the district demonstrates there is an unmet need for pupil housing or the condition of the facilities, or the lack of facilities, is a threat to the health and safety of the pupils."

SFP Regulation Section 1859.82(a)(1) provides for Facility Hardship grant funding when:

The facilities are needed to ensure the health and safety of the pupils if the district can demonstrate to the satisfaction of the Board that the health and safety of the pupils is at risk. Factors to be considered by the Board shall include the close proximity to a major freeway, airport, electrical facility, high power transmission lines, dam, pipeline, industrial facility, adverse air quality emission or other health and safety risks, including structural deficiencies required by the DSA to be repaired, seismic mitigation of the Most Vulnerable Category 2 Buildings as verified by the DSA, traffic safety or because the pupils reside in remote areas of the district and transportation to existing facilities is not possible or poses a health and safety risk.

SFP Regulation Section 1859.82(a)(1)(A)(1) states,

If the total cost to remain in the classroom or related facility is 50 percent or less than the Current Replacement Cost, the district may qualify for either grant below, as applicable:

- a. Modernization Excessive Cost Hardship Grant for Rehabilitation Costs pursuant to Section 1859.83(e),
- or
- b. A grant not to exceed 50 percent of the cost estimate that has been reviewed and approved by the OPSC and approved by the Board for seismic repair.

SFP Regulation Section (a)(1)(C) states,

The seismic mitigation projects must meet all of the following requirements:

1. The construction contract was executed on or after May 20, 2006;
2. The project funding provided shall be for the minimum work necessary to obtain DSA approval;
3. The building is designed for occupancy by students and staff; and
4. The DSA concurs with a report by a structural engineer, which identifies structural deficiencies that pose an unacceptable risk of injury to its occupants in a seismic event. If the unacceptable risk of injury is due to the presence of faulting, liquefaction or landslide, these hazards must be documented by a geologic hazards report prepared by an engineering geologist in accordance with California Building Code, Part 2, Chapter 18, section 1803A and with the concurrence of the California Geological Survey.

SAB Meeting: September 25, 2019

Seismic Mitigation Program - Adjusted Grant Approval

SCHOOL DISTRICT DATA

Application No: 58/69401-00-001	County: Santa Clara
School District: Campbell Union High	School Name: Branham High

PROJECT DATA

Type of Project:	High School	Application Filing Basis:	Site Specific
Pupils Assigned Under 50 Yrs:	K-6:		
	7-8:		
	9-12:		
	Non-Severe:		
	Severe:		
Financial Hardship Requested:	No	Recommended Acres:	
Alternative Education School:	No	Existing Acres:	

ADJUSTED GRANT DATA

Rehabilitation	\$ 121,364.41
Total State Share (50%)	121,364.41
District Share (50%)	121,364.41
Total Project Cost	<u>\$ 242,728.82</u>

PROJECT FINANCING

<u>State Share</u>	
This Project	\$ 121,364.41
<u>District Share</u>	
Cash Contribution	121,364.41
Financial Hardship	
Total Project Cost	<u>\$ 242,728.82</u>

HISTORY OF PROJECT COST AND APPORTIONMENT

	Fund Code	Proposition	Previously Authorized	Authorized This Action	Unfunded Approval This Action
<u>State Share</u>					
Modernization/Additional Grant	951-505	51	\$	\$ 121,364.41	\$ 121,364.41
<u>District Share</u>					
Cash Contribution				121,364.41	
Total			\$	<u>\$ 242,728.82</u>	<u>\$ 121,364.41</u>

Funding Source: Proposition 51 Bonds/2016-Nov.

Pursuant to the Board's action on March 11, 2009, this application has been approved and placed on the Unfunded List. This approval does not constitute a guarantee or commitment of future State funding.

The District shall ensure that it is in compliance with all applicable laws, regulations and certifications it made on the program forms.

Based on the Board's action on June 5, 2017, this project is subject to the Grant Agreement submittal pursuant to School Facility Program Regulation Section 1859.90.4.

The District is responsible for ensuring that the project is compliant with Prevailing Wage Monitoring and/or Labor Compliance Program requirements at the time construction contracts are executed and/or construction commenced.

REPORT OF THE EXECUTIVE OFFICER
State Allocation Board Meeting, September 25, 2019

SCHOOL DISTRICT DATA

School District:LEWISTON ELEMENTARY County:.....TRINITY
 Application Number:..... 58/71746-00-002 School Name:.....LEWISTON ELEMENTARY
 Total District Enrollment:.....59 Project Grade Level:.....K-8
 Financial Hardship:.....YES

The District qualifies for financial hardship pursuant to SFP Regulation Section 1859.81(c)(4). The District has demonstrated it is financially unable to provide all or a part of the matching funds and is levying the developer fees or equal alternative revenue source justified by law. The District's total bonding capacity (August 19, 2019) is \$5 million or less.

PURPOSE OF REPORT

Type of Request	State Allocation Board (Board) Conceptual approval for placement on the Unfunded List (Lack of AB 55 Loans) for a School Facility Program (SFP) Facility Hardship rehabilitation project.
Estimated Total Project Cost	\$561,206
Estimated Total Cost to the State	\$502,314

DESCRIPTION

Description of Health and Safety Threat	A report by PACE Engineering, dated February 5, 2019, assessed the catastrophic failure of the sewer system at Lewiston Elementary. Blockages from extensive root infiltration into the sewer main have repeatedly caused toilets to overflow when used leaving standing waste water in the facility. As a result, the Trinity County Environmental Health Department issued a letter on June 13, 2019 notifying campus officials that “this is an imminent health and safety issue for all students and employees on campus, and if not remedied immediately, Trinity County Environmental Health will be forced to close the affected facilities...” On July 19, 2019, the Trinity County Health Department implemented temporary emergency mitigation measures for Lewiston Elementary School to mitigate the emergent issues to be reevaluated 90 days from the date of inspection.
Scope of Project	The scope of this project includes the replacement of sewer laterals, rehabilitation work to the affected restrooms and kitchen, and other work required by the Division of the State Architect to complete the project and gain their approval.
Status of School Site	The District has closed the bathroom facility and is using portable toilets for interim waste management needs.

QUALIFYING CRITERIA

Government/State Level Concurrence	The Trinity County Environmental Health Department has provided written concurrence supporting the industry specialist’s findings and recommendations to mitigate the health and safety threat.
------------------------------------	---

QUALIFYING CRITERIA Cont.

Staff Supports the District's Request	Yes
Site Visit Completed by Staff	Staff completed a site visit on September 5, 2019.

AUTHORITY

See Attachment A

RECOMMENDATIONS

1. Approve the District's request for a conceptual approval to remove and replace the sewer system, affected bathrooms, and perform required ancillary work at Lewiston Elementary School site, pursuant to SFP Regulation Section 1859.83(e) as shown on Attachment B.
2. Provide that the District must file an Approved Application for funding within 18 months of this approval, pursuant to Regulation Section 1859.82(c).
3. Provide that this conceptual approval does not guarantee a commitment for funding by the Board. Any possible future funding will be subject to all governing laws and regulations, and the availability of funds.
4. Provide that the State portion of any and all savings which may be realized from the funding of this facility hardship project must be returned to the State.

ATTACHMENT A

AUTHORITY

Education Code (EC) Section 17075.10(a) states:

A school district may apply for hardship assistance in cases of extraordinary circumstances. Extraordinary circumstances may include, but are not limited to, the need to repair, reconstruct, or replace the most vulnerable school facilities that are identified as a Category 2 building, as defined in the report submitted pursuant to Section 17317, determined by the department to pose an unacceptable risk of injury to its occupants in the event of a seismic event.

SFP Regulation Section 1859.82 states, "A district is eligible for facility hardship funding to repair, replace, or construct new classrooms and related facilities if the district demonstrates there is an unmet need for pupil housing or the condition of the facilities, or the lack of facilities, is a threat to the health and safety of the pupils."

SFP Regulation Section 1859.82(a)(1) provides for Facility Hardship grant funding when:

The facilities are needed to ensure the health and safety of the pupils if the district can demonstrate to the satisfaction of the Board that the health and safety of the pupils is at risk. Factors to be considered by the Board shall include the close proximity to a major freeway, airport, electrical facility, high power transmission lines, dam, pipeline, industrial facility, adverse air quality emission or other health and safety risks, including structural deficiencies required by the DSA to be repaired, seismic mitigation of the Most Vulnerable Category 2 Buildings as verified by the DSA, traffic safety or because the pupils reside in remote areas of the district and transportation to existing facilities is not possible or poses a health and safety risk.

SFP Regulation Section 1859.82(a)(1)(A)(1) states,

If the total cost to remain in the classroom or related facility is 50 percent or less than the Current Replacement Cost, the district may qualify for either grant below, as applicable:

- a. Modernization Excessive Cost Hardship Grant for Rehabilitation Costs pursuant to Section 1859.83(e),
or
- b. A grant not to exceed 50 percent of the cost estimate that has been reviewed and approved by the OPSC and approved by the Board for seismic repair.

Regulation Section 1859.83(e) states:

Excessive Cost for rehabilitation of facilities the Board has determined are a health and safety risk to the pupils pursuant to Section 1859.82(a)(1) and the cost/benefit analysis to mitigate the problem and remain in the facility is less than 50 percent of the Current Replacement Cost of the facility. The cost/benefit analysis shall not include increased costs associated with high performance related costs or components, with the exception of those high performance components that were pre-existing in the classroom or related facility. If the district qualifies, the district is eligible for funding of Rehabilitation Costs as a modernization project. If the Approved Application is received on or before April 29, 2002, the grant amount provided is 80 percent of the amount of the cost estimate required in Section 1859.82(a)(1) that has been reviewed by the OPSC and approved by the Board. If the Approved Application is received after April 29, 2002, the grant amount provided is 60 percent of the amount of the cost estimate required in Section 1859.82(a)(1) that has been reviewed by the OPSC and approved by the Board. An additional grant may be provided for high performance incentive pursuant to Section 1859.77.4 provided that the high performance points attained are related to the scope of the Facility Hardship project. For any project funded in whole or in part from Proposition 47 or Proposition 55 for which the construction contract is awarded prior to January 1, 2012, the district may be eligible for the funding provided to initiate and enforce a LCP as prescribed in Section 1859.78.1(a). For any project for which the construction contract is awarded on January 1, 2012 through June 19, 2014, the grant may be adjusted in the manner prescribed in Section 1859.78.1(b) and subject to the limitations established in Section 1859.78.1(c).

SCHOOL DISTRICT DATA

Application No: 58/71746-00-002 County: Trinity
 School District: Lewiston Elementary School Name: Lewiston Elementary

PROJECT DATA

Type of Project: Elementary School Application Filing Basis: Site Specific
 Pupils Assigned Under 50 K-6:
 7-8:
 9-12:
 Non-Severe:
 Severe:
 Financial Hardship Requested: Yes

GRANT DATA

<u>Estimated Total Grant</u>		<u>Separate Design Grant</u>	
Modernization Grant	\$ 336,724.00	Total Design (25% of Grant)	\$ 84,181.00
		Total Design	\$ 84,181.00
Total State Share (60%)	336,724.00	Design State Share (60%)	50,508.60
Total District Share (40%)	224,483.00	Design District Share (40%)	33,672.40
Total Estimated Grant	\$ 561,207.00	District Cash Contribution	\$ 33,672.40

DESIGN PROJECT FINANCING

State Share
 Modernization Design \$ 50,508.60

District Share
 Cash Contribution 33,672.40
 Total Design Cost \$ **84,181.00**

HISTORY OF PROJECT COST AND APPORTIONMENT

	Fund Code	Proposition	Previously Authorized	Authorized This Action	Unfunded Approval This Action
<u>State Share</u>					
Modernization Design Grant	951-570	51	\$	\$ 50,508.60	\$ 50,508.60
<u>District Share</u>					
Cash Contribution				33,672.40	
Total			\$	\$ 84,181.00	\$ 50,508.60

Funding Source: Proposition 51 Bonds/2016-Nov.

Pursuant to the Board's action on March 11, 2009, this application has been approved and placed on the Unfunded List (Lack of AB 55 Loans). This approval does not constitute a guarantee or commitment of future State funding.

The District shall ensure that it is in compliance with all applicable laws, regulations and certifications it made on the program forms.

The District is responsible for ensuring that the project is compliant with Prevailing Wage Monitoring and/or Labor Compliance Program requirements at the time construction contracts are executed and/or construction commenced.

Based on the Board's action on June 5, 2017, this project is subject to the Grant Agreement submittal pursuant to School Facility Program Regulation Section 1859.90.4.

Amounts shown for financial hardship assistance are subject to adjustment as a result of a review of the District's financial records pursuant to Regulation Section 1859.81(a) at the time of apportionment.

REPORT OF THE EXECUTIVE OFFICER
State Allocation Board Meeting, September 25, 2019

SCHOOL DISTRICT DATA

School District:LUCIA MAR UNIFIED	County:.....SAN LUIS OBISPO
Application Number:..... 58/68759-00-002	School Name:.....ARROYO GRANDE HIGH
Total District Enrollment:..... 10,363	Project Grade Level:.....9-12
Financial Hardship:.....NO

PURPOSE OF REPORT

Type of Request	State Allocation Board (Board) approval for placement on the Unfunded List (Lack of AB 55 Loans) for a School Facility Program (SFP) Facility Hardship rehabilitation project.
Total Project Cost	\$519,258.87
Cost to the State	\$311,555.32

DESCRIPTION

Description of Health and Safety Threat	The electrical system at the Arroyo Grande High School site uses an antiquated oil fused cutout (OFC) system designed in the 1920s. A report by JMPE Electrical Engineering, dated January 28, 2019, identified the potential for the OFC switches to explode if used and recommended that they be replaced immediately. In a letter dated April 28, 2017, the San Luis Obispo County Office of Education indicated that these OFC switches also contain carcinogenic fluids and “due to their component parts, pose a health and safety threat to students and staff.”
Scope of Project	The scope of this project includes the replacement of the oil fused cutout switches.
Status of School Site	The District anticipates going to bid and beginning work in the Spring of 2020.

QUALIFYING CRITERIA

Government/State Level Concurrence	The San Luis Obispo County Office of Education has provided written concurrence that supports the industry specialist’s findings and recommended work to mitigate the health and safety threat.
Staff Supports the District’s Request	Yes
Site Visit Completed by Staff	Staff accepted detailed reports and photographs from an industry specialist in lieu of a site visit.

AUTHORITY

See Attachment A

RECOMMENDATION

Approve the District's request for an unfunded approval to replace the oil fused cutout switches and required ancillary work at the Arroyo Grande High School site, pursuant to SFP Regulation Section 1859.83(e) as shown on Attachment B.

ATTACHMENT A

AUTHORITY

Education Code (EC) Section 17075.10(a) states:

A school district may apply for hardship assistance in cases of extraordinary circumstances. Extraordinary circumstances may include, but are not limited to, the need to repair, reconstruct, or replace the most vulnerable school facilities that are identified as a Category 2 building, as defined in the report submitted pursuant to Section 17317, determined by the department to pose an unacceptable risk of injury to its occupants in the event of a seismic event.

SFP Regulation Section 1859.82 states, "A district is eligible for facility hardship funding to repair, replace, or construct new classrooms and related facilities if the district demonstrates there is an unmet need for pupil housing or the condition of the facilities, or the lack of facilities, is a threat to the health and safety of the pupils."

SFP Regulation Section 1859.82(a)(1) provides for Facility Hardship grant funding when:

The facilities are needed to ensure the health and safety of the pupils if the district can demonstrate to the satisfaction of the Board that the health and safety of the pupils is at risk. Factors to be considered by the Board shall include the close proximity to a major freeway, airport, electrical facility, high power transmission lines, dam, pipeline, industrial facility, adverse air quality emission or other health and safety risks, including structural deficiencies required by the DSA to be repaired, seismic mitigation of the Most Vulnerable Category 2 Buildings as verified by the DSA, traffic safety or because the pupils reside in remote areas of the district and transportation to existing facilities is not possible or poses a health and safety risk.

SFP Regulation Section 1859.82(a)(1)(A)(1) states,

If the total cost to remain in the classroom or related facility is 50 percent or less than the Current Replacement Cost, the district may qualify for either grant below, as applicable:

- a. Modernization Excessive Cost Hardship Grant for Rehabilitation Costs pursuant to Section 1859.83(e),
or
- b. A grant not to exceed 50 percent of the cost estimate that has been reviewed and approved by the OPSC and approved by the Board for seismic repair.

Regulation Section 1859.83(e) states:

Excessive Cost for rehabilitation of facilities the Board has determined are a health and safety risk to the pupils pursuant to Section 1859.82(a)(1) and the cost/benefit analysis to mitigate the problem and remain in the facility is less than 50 percent of the Current Replacement Cost of the facility. The cost/benefit analysis shall not include increased costs associated with high performance related costs or components, with the exception of those high performance components that were pre-existing in the classroom or related facility. If the district qualifies, the district is eligible for funding of Rehabilitation Costs as a modernization project. If the Approved Application is received on or before April 29, 2002, the grant amount provided is 80 percent of the amount of the cost estimate required in Section 1859.82(a)(1) that has been reviewed by the OPSC and approved by the Board. If the Approved Application is received after April 29, 2002, the grant amount provided is 60 percent of the amount of the cost estimate required in Section 1859.82(a)(1) that has been reviewed by the OPSC and approved by the Board. An additional grant may be provided for high performance incentive pursuant to Section 1859.77.4 provided that the high performance points attained are related to the scope of the Facility Hardship project. For any project funded in whole or in part from Proposition 47 or Proposition 55 for which the construction contract is awarded prior to January 1, 2012, the district may be eligible for the funding provided to initiate and enforce a LCP as prescribed in Section 1859.78.1(a). For any project for which the construction contract is awarded on January 1, 2012 through June 19, 2014, the grant may be adjusted in the manner prescribed in Section 1859.78.1(b) and subject to the limitations established in Section 1859.78.1(c).

SCHOOL DISTRICT DATA

Application No: 58/68759-00-002 School District: Lucia Mar Unified	County: San Luis Obispo School Name: Arroyo Grande High
---	--

PROJECT DATA

Type of Project: High School Pupils Assigned Under 50 Yrs: K-6: 7-8: 9-12: Non-Severe: Severe:	Application Filing Basis: Site Specific Financial Hardship Requested: No Alternative Education School: No	Recommended Acres: 50.1 Existing Acres: 38.8
---	--	---

ADJUSTED GRANT DATA

Rehabilitation	\$ 311,555.32
Total State Share (60%)	311,555.32
District Share (40%)	207,703.55
Total Project Cost	\$ 519,258.87

PROJECT FINANCING

State Share	
This Project	\$ 311,555.32
District Share	
Cash Contribution	207,703.55
Financial Hardship	
Total Project Cost	\$ 519,258.87

HISTORY OF PROJECT COST AND APPORTIONMENT

	Fund Code	Proposition	Previously Authorized	Authorized This Action	Unfunded Approval This Action
State Share					
Modernization/Additional Grant	951-570	51	\$	\$ 311,555.32	\$ 311,555.32
District Share					
Cash Contribution				207,703.55	
Total			\$	\$ 519,258.87	\$ 311,555.32

Funding Source: Proposition 51 Bonds/2016-Nov.

Pursuant to the Board's action on March 11, 2009, this application has been approved and placed on the Unfunded List (Lack of AB 55 Loans).

This approval does not constitute a guarantee or commitment of future State funding.

The District shall ensure that it is in compliance with all applicable laws, regulations and certifications it made on the program forms.

Based on the Board's action on June 5, 2017, this project is subject to the Grant Agreement submittal pursuant to School Facility Program Regulation Section 1859.90.4.

The District is responsible for ensuring that the project is compliant with Prevailing Wage Monitoring and/or Labor Compliance Program requirements at the time construction contracts are executed and/or construction commenced.

REPORT OF THE EXECUTIVE OFFICER
State Allocation Board Meeting, September 25, 2019

SCHOOL DISTRICT DATA

School District:PLAZA ELEMENTARY County:.....GLENN
 Application Number:..... 58/62638-00-001 School Name:.....PLAZA ELEMENTARY
 Total District Enrollment:.....207 Project Grade Level:.....K-6
 Financial Hardship:.....YES

The District qualifies for financial hardship pursuant to SFP Regulation Section 1859.81(c)(4). The District has demonstrated it is financially unable to provide all or a part of the matching funds and is levying the developer fees or equal alternative revenue source justified by law. The District's total bonding capacity (as of September 6, 2019) is \$5 million or less.

PURPOSE OF REPORT

Type of Request	State Allocation Board (Board) approval for placement on the Unfunded List (Lack of AB 55 Loans) for a School Facility Program (SFP) Facility Hardship rehabilitation project.
Total Project Cost	\$225,710.00
Cost to the State	\$224,054.00

DESCRIPTION

Description of Health and Safety Threat	A letter from the Glenn County Health Department, dated December 27, 2018, identified the catastrophic failure of the wastewater treatment system at Plaza Elementary due to an oversaturated leach field. The letter indicates “when sewage does surface, it does so in the sports field just north of the playground and basketball courts, posing an unacceptable health and safety risk to students and other visitors to the campus.” The Health Department deemed this a “failing onsite wastewater treatment system” and required the immediate repair of the system to mitigate the health and safety threat. A report from Nor-Cal Environmental Solutions INC. designed a replacement septic system to rehabilitate the failed septic system including additional measures for increased capacity.
Scope of Project	The scope of this project includes the rehabilitation of the septic system.
Status of School Site	The District completed the replacement work in the Spring of 2019.

QUALIFYING CRITERIA

Government/State Level Concurrence	The Glenn County Health Department provided written concurrence that supports the industry specialist’s findings and recommended work to mitigate the health and safety threat.
Staff Supports the District’s Request	Yes
Site Visit Completed by Staff	Staff accepted detailed reports from an industry specialist and photographs in lieu of a site visit.

AUTHORITY

See Attachment A

RECOMMENDATIONS

1. Approve the District's request for an unfunded approval to rehabilitate the septic system at the Plaza Elementary School site, pursuant to SFP Regulation Section 1859.83(e) as shown on Attachment B.
2. Provide that the State portion of any and all project savings realized from the funding of this rehabilitation project must be returned to the State.

ATTACHMENT A

AUTHORITY

Education Code (EC) Section 17075.10(a) states:

A school district may apply for hardship assistance in cases of extraordinary circumstances. Extraordinary circumstances may include, but are not limited to, the need to repair, reconstruct, or replace the most vulnerable school facilities that are identified as a Category 2 building, as defined in the report submitted pursuant to Section 17317, determined by the department to pose an unacceptable risk of injury to its occupants in the event of a seismic event.

SFP Regulation Section 1859.82 states, "A district is eligible for facility hardship funding to repair, replace, or construct new classrooms and related facilities if the district demonstrates there is an unmet need for pupil housing or the condition of the facilities, or the lack of facilities, is a threat to the health and safety of the pupils."

SFP Regulation Section 1859.82(a)(1) provides for Facility Hardship grant funding when:

The facilities are needed to ensure the health and safety of the pupils if the district can demonstrate to the satisfaction of the Board that the health and safety of the pupils is at risk. Factors to be considered by the Board shall include the close proximity to a major freeway, airport, electrical facility, high power transmission lines, dam, pipeline, industrial facility, adverse air quality emission or other health and safety risks, including structural deficiencies required by the DSA to be repaired, seismic mitigation of the Most Vulnerable Category 2 Buildings as verified by the DSA, traffic safety or because the pupils reside in remote areas of the district and transportation to existing facilities is not possible or poses a health and safety risk.

SFP Regulation Section 1859.82(a)(1)(A)(1) states,

If the total cost to remain in the classroom or related facility is 50 percent or less than the Current Replacement Cost, the district may qualify for either grant below, as applicable:

- a. Modernization Excessive Cost Hardship Grant for Rehabilitation Costs pursuant to Section 1859.83(e),
or
- b. A grant not to exceed 50 percent of the cost estimate that has been reviewed and approved by the OPSC and approved by the Board for seismic repair.

Regulation Section 1859.83(e) states:

Excessive Cost for rehabilitation of facilities the Board has determined are a health and safety risk to the pupils pursuant to Section 1859.82(a)(1) and the cost/benefit analysis to mitigate the problem and remain in the facility is less than 50 percent of the Current Replacement Cost of the facility. The cost/benefit analysis shall not include increased costs associated with high performance related costs or components, with the exception of those high performance components that were pre-existing in the classroom or related facility. If the district qualifies, the district is eligible for funding of Rehabilitation Costs as a modernization project. If the Approved Application is received on or before April 29, 2002, the grant amount provided is 80 percent of the amount of the cost estimate required in Section 1859.82(a)(1) that has been reviewed by the OPSC and approved by the Board. If the Approved Application is received after April 29, 2002, the grant amount provided is 60 percent of the amount of the cost estimate required in Section 1859.82(a)(1) that has been reviewed by the OPSC and approved by the Board. An additional grant may be provided for high performance incentive pursuant to Section 1859.77.4 provided that the high performance points attained are related to the scope of the Facility Hardship project. For any project funded in whole or in part from Proposition 47 or Proposition 55 for which the construction contract is awarded prior to January 1, 2012, the district may be eligible for the funding provided to initiate and enforce a LCP as prescribed in Section 1859.78.1(a). For any project for which the construction contract is awarded on January 1, 2012 through June 19, 2014, the grant may be adjusted in the manner prescribed in Section 1859.78.1(b) and subject to the limitations established in Section 1859.78.1(c).

SCHOOL DISTRICT DATA

Application No: 58/62638-00-001 County: Glenn
 School District: Plaza Elementary School Name: Plaza Elementary

PROJECT DATA

Type of Project: Elementary School Application Filing Basis: Site Specific
 Pupils Assigned Under 50 Yrs: K-6:
 7-8:
 9-12:
 Non-Severe:
 Severe:
 Financial Hardship Requested: Yes Recommended Acres: 6.1
 Alternative Education School: No Existing Acres: 4.2

ADJUSTED GRANT DATA

Rehabilitation	\$ 131,448.00
Project Assistance	3,978.00
Total State Share (60%)	135,426.00
District Share (40%)	90,284.00
Total Project Cost	\$ 225,710.00

PROJECT FINANCING

State Share	
This Project	\$ 135,426.00
District Share	
Cash Contribution	1,656.00
Financial Hardship	88,628.00
Total Project Cost	\$ 225,710.00

HISTORY OF PROJECT COST AND APPORTIONMENT

	Fund Code	Proposition	Previously Authorized	Authorized This Action	Unfunded Approval This Action
State Share					
Modernization/Additional Grant	951-570	51	\$	\$ 135,426.00	\$ 135,426.00
District Share					
Cash Contribution				1,656.00	
Financial Hardship	951-570	51		88,628.00	88,628.00
Total			\$	\$ 225,710.00	\$ 224,054.00

Funding Source: Proposition 51 Bonds/2016-Nov.

Pursuant to the Board's action on March 11, 2009, this application has been approved and placed on the Unfunded List (Lack of AB 55 Loans). This approval does not constitute a guarantee or commitment of future State funding.

Amounts shown for financial hardship assistance are subject to adjustment as a result of a review of the District's financial records pursuant to Regulation Section 1859.81(a) at the time of apportionment.

The District shall ensure that it is in compliance with all applicable laws, regulations and certifications it made on the program forms.

Based on the Board's action on June 5, 2017, this project is subject to the Grant Agreement submittal pursuant to School Facility Program Regulation Section 1859.90.4.

The District qualifies for financial hardship pursuant to SFP Regulation Section 1859.81(c)(4). The District has demonstrated it is financially unable to provide all or a part of the matching funds and is levying the developer fees or equal alternative revenue source justified by law. The District's total bonding capacity (as of September 6, 2019) is \$5 million or less.

The District is responsible for ensuring that the project is compliant with Prevailing Wage Monitoring and/or Labor Compliance Program requirements at the time construction contracts are executed and/or construction commenced.

REPORT OF THE EXECUTIVE OFFICER
State Allocation Board Meeting, September 25, 2019

SCHOOL DISTRICT DATA	
----------------------	--

School District:ROSEVILLE JOINT UNION HIGH	County:.....PLACER
Application Number:.....58/66928-00-001	School Name:.....ROSEVILLE HIGH
Total District Enrollment:.....10,308	Project Grade Level:.....9-12
Financial Hardship:.....	NO

PURPOSE OF REPORT

Type of Request	State Allocation Board (Board) approval for placement on the Unfunded List (Lack of AB 55 Loans) for a School Facility Program (SFP) Facility Hardship Seismic Mitigation Program (SMP) Rehabilitation project.
Total Project Cost	\$4,126,078
Cost to the State	\$2,063,039

DESCRIPTION

Description of Health and Safety Threat	A report by Barrish Pelham Consulting Engineers, dated November 15, 2018, identifies several structural deficiencies with the shear wall support system in the Small Gym Building located at the Roseville High School site. The report references material insufficiencies with the anchorage systems and load path transfer design of the building's structure that render the facility at high risk of collapse in the event of seismic activity. The building qualifies for the SMP based on the qualifying criteria in Education Code Section 17075.10 and SFP Regulation Section 1859.82.
Scope of Project	The District intends to demolish the seismically deficient Small Gym Building and replace it with an Auxiliary Gym in an alternate location on the existing school site.
Status of School Site	The Small Gym is currently in use and the District anticipates the completion of construction of the Auxiliary Gym in August of 2020. Upon the completion of the replacement gym, the District plans to demolish the existing Small Gym.

QUALIFYING CRITERIA

Government/State Level Concurrence	The Small Gym Building was a Most Vulnerable Category 2 Building type as defined in SFP regulations and has met qualifying criteria of the SMP. The Division of the State Architect (DSA) has approved the District for Phase One (Eligibility Evaluation), Phase Two (Replacement Option Analysis) and final plan approval. These approvals enable the District to apply for funding from the Board.
Staff Supports the District's Request	Yes
Site Visit Completed by Staff	Staff accepted detailed reports from industry specialists and DSA approval in lieu of a site visit.

AUTHORITY

See Attachment A

RECOMMENDATIONS

1. Approve the District's request for an unfunded approval for rehabilitation funding to replace the seismically deficient Small Gym Building at the Roseville High School site, pursuant to SFP Regulation Section 1859.82(a)(1)(A)1.b as provided on Attachment B.
2. Provide that the delayed demolition of the existing Small Gym Building must be completed within four years of the final fund release for this project.

ATTACHMENT A

AUTHORITY

Education Code (EC) Section 17075.10(a) states:

A school district may apply for hardship assistance in cases of extraordinary circumstances. Extraordinary circumstances may include, but are not limited to, the need to repair, reconstruct, or replace the most vulnerable school facilities that are identified as a Category 2 building, as defined in the report submitted pursuant to Section 17317, determined by the department to pose an unacceptable risk of injury to its occupants in the event of a seismic event.

SFP Regulation Section 1859.82 states, "A district is eligible for facility hardship funding to repair, replace, or construct new classrooms and related facilities if the district demonstrates there is an unmet need for pupil housing or the condition of the facilities, or the lack of facilities, is a threat to the health and safety of the pupils."

SFP Regulation Section 1859.82(a)(1) provides for Facility Hardship grant funding when:

The facilities are needed to ensure the health and safety of the pupils if the district can demonstrate to the satisfaction of the Board that the health and safety of the pupils is at risk. Factors to be considered by the Board shall include the close proximity to a major freeway, airport, electrical facility, high power transmission lines, dam, pipeline, industrial facility, adverse air quality emission or other health and safety risks, including structural deficiencies required by the DSA to be repaired, seismic mitigation of the Most Vulnerable Category 2 Buildings as verified by the DSA, traffic safety or because the pupils reside in remote areas of the district and transportation to existing facilities is not possible or poses a health and safety risk.

SFP Regulation Section 1859.82(a)(1)(A)(1) states,

If the total cost to remain in the classroom or related facility is 50 percent or less than the Current Replacement Cost, the district may qualify for either grant below, as applicable:

- a. Modernization Excessive Cost Hardship Grant for Rehabilitation Costs pursuant to Section 1859.83(e),
or
- b. A grant not to exceed 50 percent of the cost estimate that has been reviewed and approved by the OPSC and approved by the Board for seismic repair.

SFP Regulation Section (a)(1)(C) states,

The seismic mitigation projects must meet all of the following requirements:

1. The construction contract was executed on or after May 20, 2006;
2. The project funding provided shall be for the minimum work necessary to obtain DSA approval;
3. The building is designed for occupancy by students and staff; and
4. The DSA concurs with a report by a structural engineer, which identifies structural deficiencies that pose an unacceptable risk of injury to its occupants in a seismic event. If the unacceptable risk of injury is due to the presence of faulting, liquefaction or landslide, these hazards must be documented by a geologic hazards report prepared by an engineering geologist in accordance with California Building Code, Part 2, Chapter 18, section 1803A and with the concurrence of the California Geological Survey.

SCHOOL DISTRICT DATA

Application No: 58/66928-00-001 County: Placer
 School District: Roseville Joint Union High School Name: Roseville High

PROJECT DATA

Type of Project: High School Application Filing Basis: Site Specific
 Pupils Assigned Under 50 Yrs: K-6:
 7-8:
 9-12:
 Non-Severe:
 Severe:
 Financial Hardship Requested: No Recommended Acres: 49.6
 Alternative Education School: No Existing Acres: 44.5

ADJUSTED GRANT DATA

Rehabilitation	\$ 2,063,039.00
Total State Share (50%)	2,063,039.00
District Share (50%)	2,063,039.00
Total Project Cost	<u>\$ 4,126,078.00</u>

PROJECT FINANCING

<u>State Share</u>	
This Project	\$ 2,063,039.00
<u>District Share</u>	
Cash Contribution	2,063,039.00
Financial Hardship	
Total Project Cost	<u>\$ 4,126,078.00</u>

HISTORY OF PROJECT COST AND APPORTIONMENT

	Fund Code	Proposition	Previously Authorized	Authorized This Action	Unfunded Approval This Action
<u>State Share</u>					
Modernization/Additional Grant	951-505	51	\$	\$ 2,063,039.00	\$ 2,063,039.00
<u>District Share</u>					
Cash Contribution				2,063,039.00	
Total			\$	<u>\$ 4,126,078.00</u>	<u>\$ 2,063,039.00</u>

Funding Source: Proposition 51 Bonds/2016-Nov.

Pursuant to the Board's action on March 11, 2009, this application has been approved and placed on the Unfunded List (Lack of AB 55 Loans).

This approval does not constitute a guarantee or commitment of future State funding.

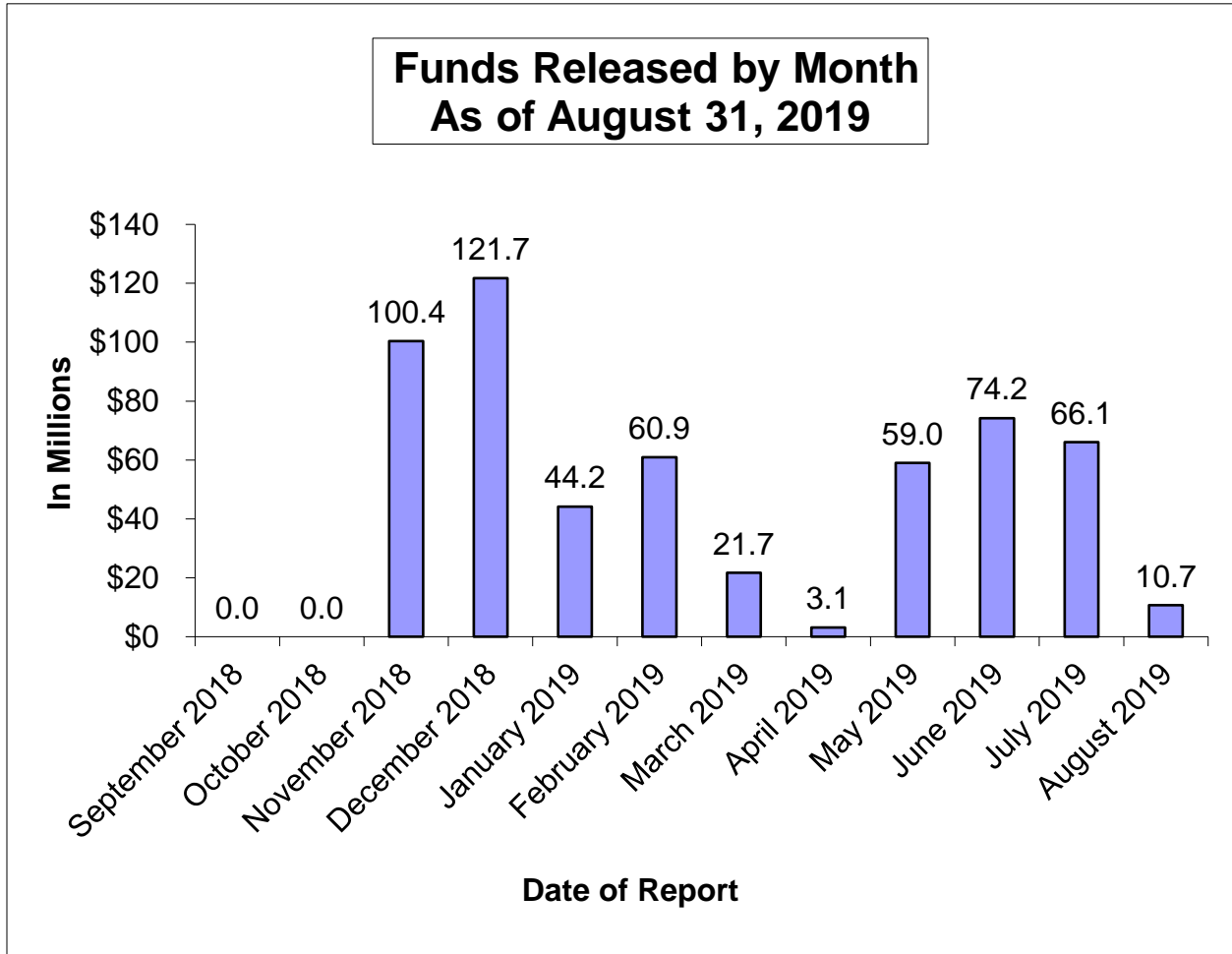
The District shall ensure that it is in compliance with all applicable laws, regulations and certifications it made on the program forms.

Based on the Board's action on June 5, 2017, this project is subject to the Grant Agreement submittal pursuant to School Facility Program Regulation Section 1859.90.4.

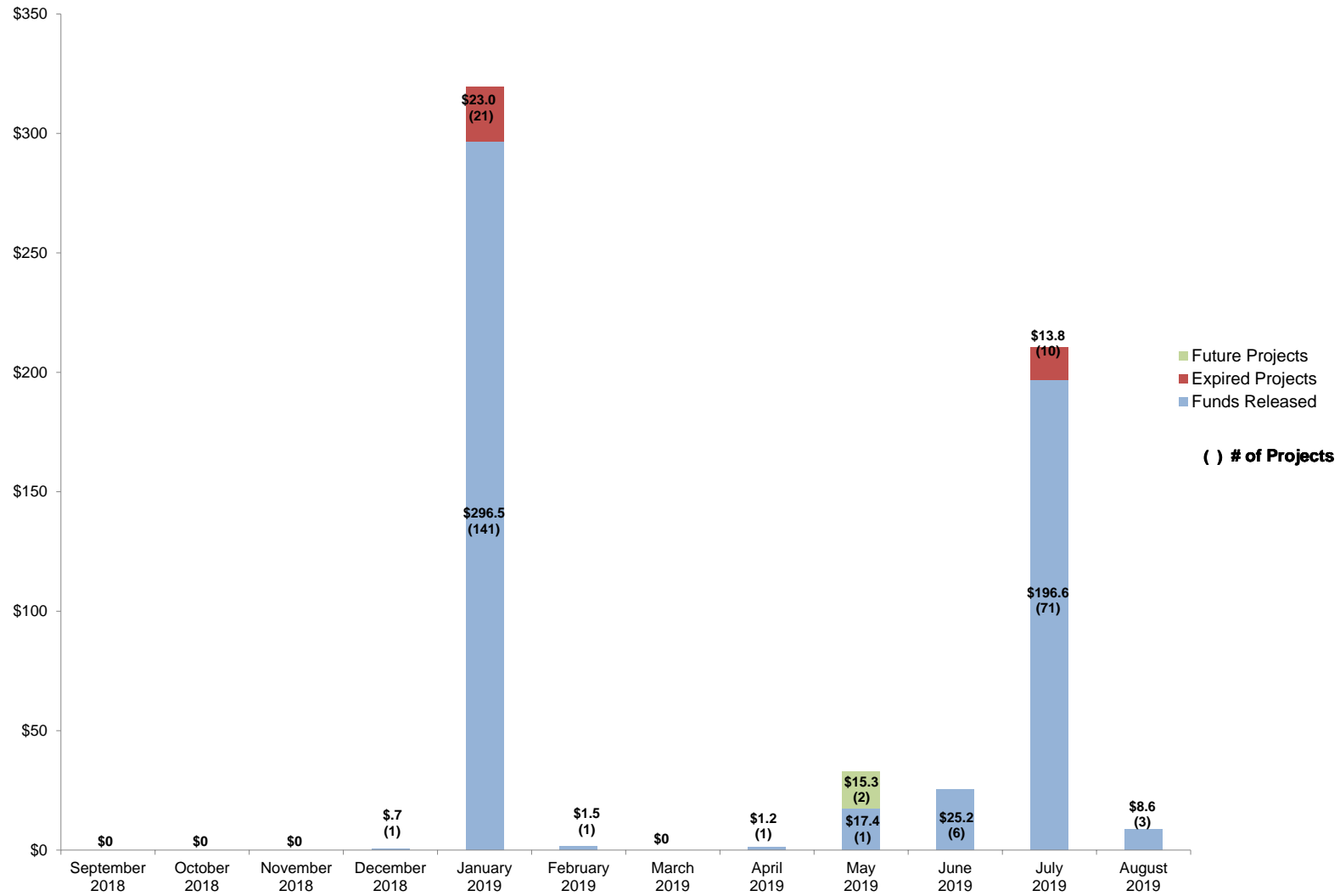
The District is responsible for ensuring that the project is compliant with Prevailing Wage Monitoring and/or Labor Compliance Program requirements at the time construction contracts are executed and/or construction commenced.

This project is subject to the condition that the delayed demolition of the existing Small Gym Building must be completed within four years of the final fund release for this project.

STATUS OF FUND RELEASES



**Status of School Facility Program Apportionments Set to Expire
due to Time Limit on Fund Release, as of August 28, 2019 SAB
(in millions of dollars)**



*There is 1 project(55/62414-00-001) for \$2.7 million that was apportioned at the 10/24/2018 SAB; the TLOFR date is 09/08/2019
 *There is 1 project (51/71662-00-001) for \$12.8 million that was apportioned at the 04/25/2018 SAB ; the TLOFR date is 09/25/2019
 *There is 1 project (55/63891-00-001) for \$2.9 million that was apportioned at the 10/24/2018 SAB; the TLOFR date is 10/01/2019
 *There is 1 project (51/75028-00-001) for \$10.3 million that was apportioned at the 05/23/2018 SAB; the TLOFR date is 10/23/2019
 *There are 29 projects for \$54.7 million that were apportioned at the 10/24/2018 SAB; the TLOFR date is 10/24/2019
 *There is 1 project (55/66951-00-001) for \$3 million that was apportioned at the 10/24/2018 SAB, the TLOFR date is 11/7/2019
 *There is 1 project (55/75523-00-004) for \$3 million that was apportioned at the 10/24/2018 SAB, the TLOFR date is 11/12/2019
 *There is 3 projects \$3.3 million that was apportioned at 10/24/2018 SAB, the TLOFR date is 11/18/2019
 *There is 1 project (51/63610-00-002) for \$2.4 million that was apportioned at the 08/15/2018 SAB; The TLOFR date is 02/15/2020
 *There are 8 projects for \$12.3 million that was apportioned at the 04/24/2019 SAB; the TLOFR date is 04/24/2020
 *There are 2 projects (51/75028-00-001 and 51/75028-00-002) for \$19.2 million that were apportioned at the 1/23/2019 SAB; The TLOFR date is 07/23/2020
 * There is 1 project (51/75028-00-002) for \$5.5 million that was apportioned at the 02/27/2019 SAB, The TLOFR date is 08/27/2020

SCHOOL FACILITY PROGRAM
Available Funds (in Millions) As of September 25, 2019

Program	Original Bond Allocation	Remaining Bond Authority as of August 28, 2019	Estimated Approvals for September 25, 2019	Special Items/PIF	Administrative Costs Adjustments	Remaining Bond Authority as of September 25, 2019 (excludes Unfunded Approvals)	Accumulated Unfunded Approvals as of August 28, 2019	Estimated Unfunded Approvals for September 25, 2019	Special Items/PIF	Remaining Bond Authority as of September 25, 2019 (includes Unfunded Approvals)
Prop. 51 - \$7 Billion - November 2016										
New Construction	\$3,000.0	\$2,454.3	-\$1.2	-\$474.1		\$1,979.0	-\$777.5	-\$74.0	\$470.7	\$1,598.2
Modernization	3,000.0	2,539.7		-130.2		2,409.5	-281.9	-54.1	130.2	2,203.7
Career Technical Education	500.0	374.0	4.4	-109.6		268.8	-125.1		109.6	253.3
Charter School	500.0	430.3		-6.7		423.6	-427.3		6.7	3.0
SUBTOTAL	\$7,000.0	\$5,798.3	\$3.2	-\$720.6	\$0.0	\$5,080.9^A	-\$1,611.8	-\$128.1	\$717.2	\$4,058.2
Prop. 1D - \$7.3 Billion - November 2006										
New Construction	\$1,900.0	\$3.4	\$1.1	-\$1.8		\$2.7	-\$1.8		\$1.8	\$2.7 ^F
Seismic Repair		2.9		-0.2		2.7	-0.2		0.2	2.7
Modernization	3,300.0	7.2	0.1	-5.5		1.8	-6.0		5.5	1.3 ^F
Career Technical Education	500.0	12.2				12.2				12.2
High Performance Schools	100.0	0.7				0.7				0.7
Overcrowding Relief	1,000.0	9.0	0.1			9.1				9.1 ^F
Charter School	500.0	172.6		-31.8		140.8	-163.4		31.8	9.2
Joint Use	57.5 ^B	0.0				0.0				0.0
SUBTOTAL	\$7,357.5	\$208.0	\$1.3	-\$39.3	\$0.0	\$170.0^A	-\$171.4	\$0.0	\$39.3	\$37.9
Prop. 55 - \$10 Billion - March 2004										
New Construction	\$4,965.8 ^C	\$1.3 ^D	\$0.3			\$1.6	-\$0.1			\$1.5 ^F
Modernization	2,250.0	1.0		-\$0.5		0.5	-0.7		\$0.5	0.3
Critically Overcrowded Schools	2,440.0	0.0				0.0				0.0
Charter School	300.0	26.6		-16.3		10.3	-25.5		16.3	1.1 ^F
Joint Use	66.7 ^E	0.0				0.0				0.0
SUBTOTAL	\$10,022.5	\$28.9	\$0.3	-\$16.8	\$0.0	\$12.4^A	-\$26.3	\$0.0	\$16.8	\$2.9
TOTAL PAGE 1	\$24,380.0	\$6,035.2	\$4.8	-\$776.7	\$0.0	\$5,263.3	-\$1,809.5	-\$128.1	\$773.3	\$4,099.0

A Balance of bonding authority excludes unfunded approvals.

B The original bond allocation of \$29 million augmented by \$21 million from Prior Bond Funds to Joint Use at the 06/27/07 SAB meeting and \$7.5 million at the 7/23/08 SAB meeting pursuant to Assembly Bill 127, Chapter 35, Statutes of 2006 (Perata/Nunez).

C The original bond allocation of \$4,960,000,000 augmented by \$5,831,911 from Prior Bonds at the 10/6/2010 SAB meeting.

D It includes the transfer of Critically Overcrowded School Facilities Program Funds to New Construction (transfers in Prop. 55 includes: \$268.8 million approved at the 1/25/2006 SAB meeting, \$318.3 million approved at the 9/23/2009 SAB meeting, \$225 million approved at the 8/4/2010 SAB meeting, \$211.7 million approved at the 12/15/2010 SAB meeting, \$145 million at the 4/25/2012 SAB meeting, \$30.4 million after the 3/20/2013 SAB meeting, and \$32,297 after the 3/26/2014 SAB meeting per SFP Regulation Sections 1859.154 (c)).

E Original bond allocation of \$50,000,000 augmented by \$15,547,233 from the State School Building Aid Fund at the 2/28/2007 SAB meeting and by \$1,232,224 from Prior Bonds at the 10/6/2010 SAB meeting.

F Total authority is not available at this time. There are outstanding accounts receivables of \$1,080,352 for New Construction, \$153,351 for Modernization, \$125,622 for ORG in Proposition 1D; \$24,004 for New Construction, \$955,898 for Charter in Proposition 55.

SCHOOL FACILITY PROGRAM

Available Funds (in Millions) As of September 25, 2019

Program	Original Bond Allocation	Remaining Bond Authority as of August 28, 2019	Estimated Approvals for September 25, 2019	Special Items/PIF	Administrative Costs Adjustments	Remaining Bond Authority as of September 25, 2019 (excludes Unfunded Approvals)	Accumulated Unfunded Approvals as of August 28, 2019	Estimated Unfunded Approvals for September 25, 2019	Special Items/PIF	Remaining Bond Authority as of September 25, 2019 (includes Unfunded Approvals)
Prop. 47 - \$11.4 Billion - November 2002										
New Construction	\$6,250.0	\$0.4	\$0.1			\$0.5				\$0.5 ^B
Modernization	3,300.0	0.2		-\$0.1		0.2	-\$0.2		\$0.1	0.0
Critically Overcrowded Schools	1,700.0	0.0				0.0				0.0
Charter School	100.0	7.1		-0.7		6.4	-4.7		0.7	2.4
Joint Use	50.0	0.0				0.0				0.0
SUBTOTAL	\$11,400.0	\$7.7	\$0.1	-\$0.8	\$0.0	\$7.1^A	-\$4.9	\$0.0	\$0.8	\$3.0
Prop. 1A - \$6.7 Billion - November 1998										
New Construction	\$2,900.0	\$0.7				\$0.7	-\$0.7			\$0.0
Modernization	2,100.0	0.0				0.0				0.0
Hardship	1,000.0	1.0		-\$0.4		0.6	-1.0		\$0.4	0.0
Class Size Reduction	700.0	0.0				0.0				0.0
SUBTOTAL	\$6,700.0	\$1.7	\$0.0	-\$0.4	\$0.0	\$1.3^A	-\$1.7	\$0.0	\$0.4	\$0.0
TOTAL PAGE 2	\$18,100.0	\$9.4	\$0.1	-\$1.2	\$0.0	\$8.4	-\$6.6	\$0.0	\$1.2	\$3.0
TOTAL FROM PAGE 1	\$24,380.0	\$6,035.2	\$4.8	-\$776.7	\$0.0	\$5,263.3	-\$1,809.5	-\$128.1	\$773.3	\$4,099.0
GRAND TOTAL	\$42,480.0	\$6,044.6	\$4.9	-\$777.9	\$0.0	\$5,271.7	-\$1,816.1	-\$128.1	\$774.5	\$4,102.0

Full-Day Kindergarten Facilities Grant Program (FDKFGP)

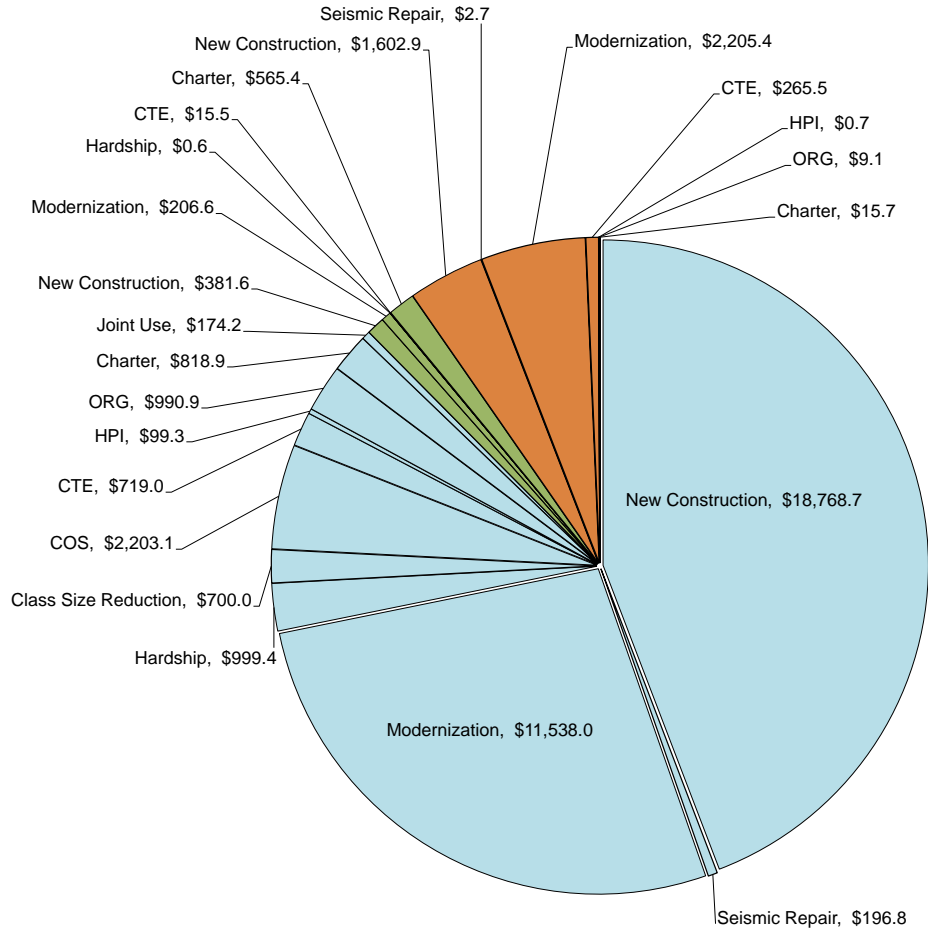
Program	Appropriation	Remaining Authority as of August 28, 2019	SAB Approvals as of August 28, 2019	Miscellaneous Adjustments for September 25, 2019	Remaining Authority as of September 25, 2019
Chapter 32, Statutes of 2018 (AB 1808)					
Full-Day Kindergarten (FY 18/19)	\$100.0	\$60.0			\$60.0
Chapter 51, Statutes of 2019 (SB 75)					
Full-Day Kindergarten (FY 19/20)	\$300.0	\$300.0			\$300.0
TOTAL	\$400.0	\$360.0	\$0.0	\$0.0	\$360.0

^A Balance of bonding authority excludes unfunded approvals.

^B Total authority is not available at this time. There are outstanding accounts receivables of \$121,771 for New Construction in Proposition 47.

Proposition 51, 1D, 55, 47, and 1A Bond Authority - \$42.480 billion

(in millions of dollars)



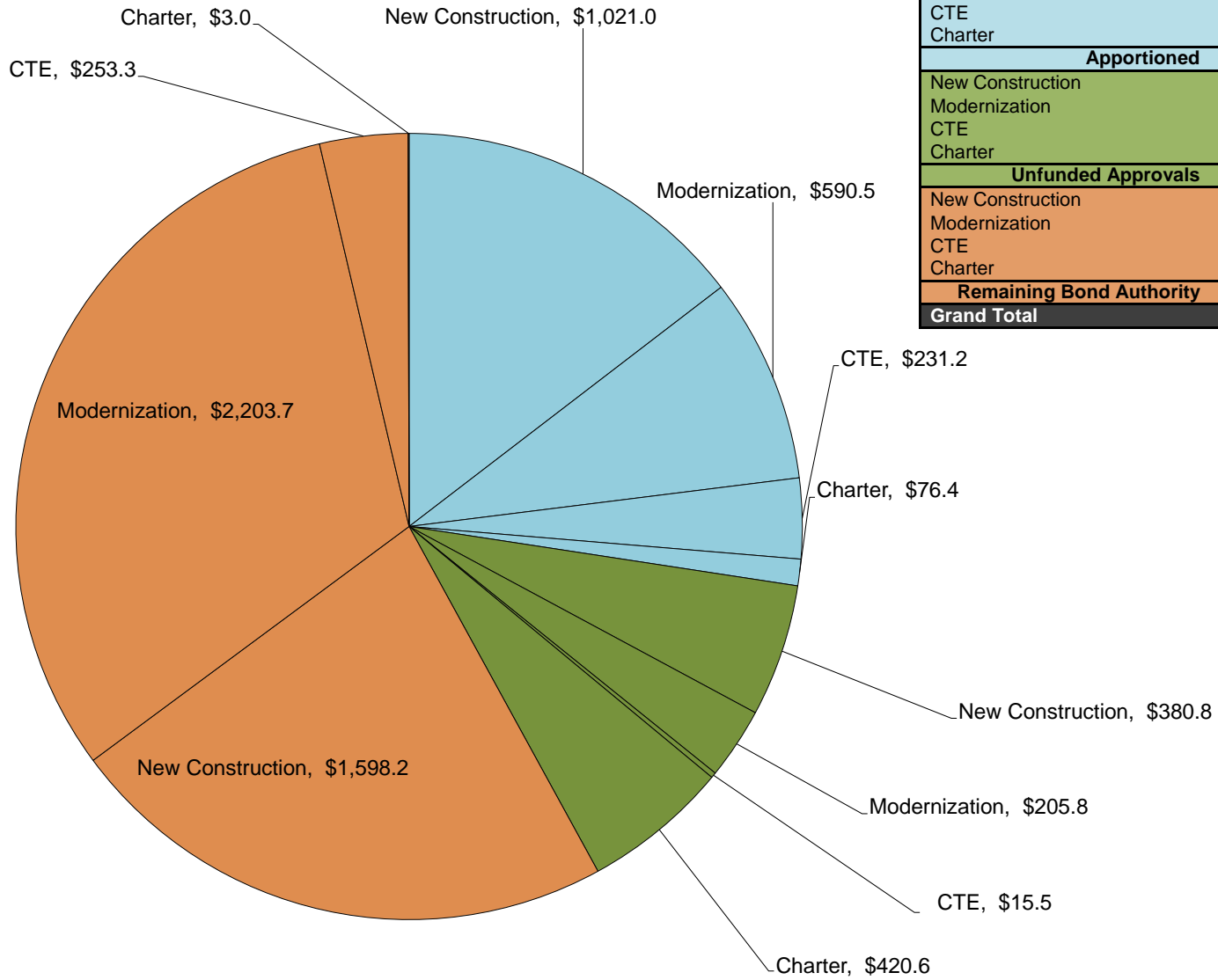
Proposition 51, 1D, 55, 47, and 1A Totals		
New Construction*	\$ 18,768.7	
Seismic Repair	\$ 196.8	
Modernization	\$ 11,538.0	
Hardship	\$ 999.4	
Class Size Reduction	\$ 700.0	
COS	\$ 2,203.1	
CTE	\$ 719.0	
HPI	\$ 99.3	
ORG	\$ 990.9	
Charter	\$ 818.9	
Joint Use	\$ 174.2	
Apportioned	\$ 37,208.3	87.6%
New Construction	\$ 381.6	
Seismic Repair	\$ -	
Modernization	\$ 206.6	
Hardship	\$ 0.6	
Class Size Reduction	\$ -	
COS	\$ -	
CTE	\$ 15.5	
HPI	\$ -	
ORG	\$ -	
Charter	\$ 565.4	
Joint Use	\$ -	
Unfunded Approvals	\$ 1,169.7	2.8%
New Construction	\$ 1,602.9	
Seismic Repair	\$ 2.7	
Modernization	\$ 2,205.4	
Hardship	\$ -	
Class Size Reduction	\$ -	
COS	\$ -	
CTE	\$ 265.5	
HPI	\$ 0.7	
ORG	\$ 9.1	
Charter	\$ 15.7	
Joint Use	\$ -	
Remaining Bond Authority	\$ 4,102.0	9.7%
Grand Total	\$ 42,480	100.0%

*Includes Energy Efficiency, Small High Schools, Seismic Repair, and the transfer of Critically Overcrowded School Facilities Program Funds to New Construction (\$700 million and \$68.1 million from Prop. 47; \$268.8 million, \$318.3 million, \$225 million, \$211.7 million, \$145 million, and \$30.4 million from Prop. 55). Also, Prop 55 includes \$5.8 million from the Lease Purchase Program on October 6, 2010.

Proposition 51

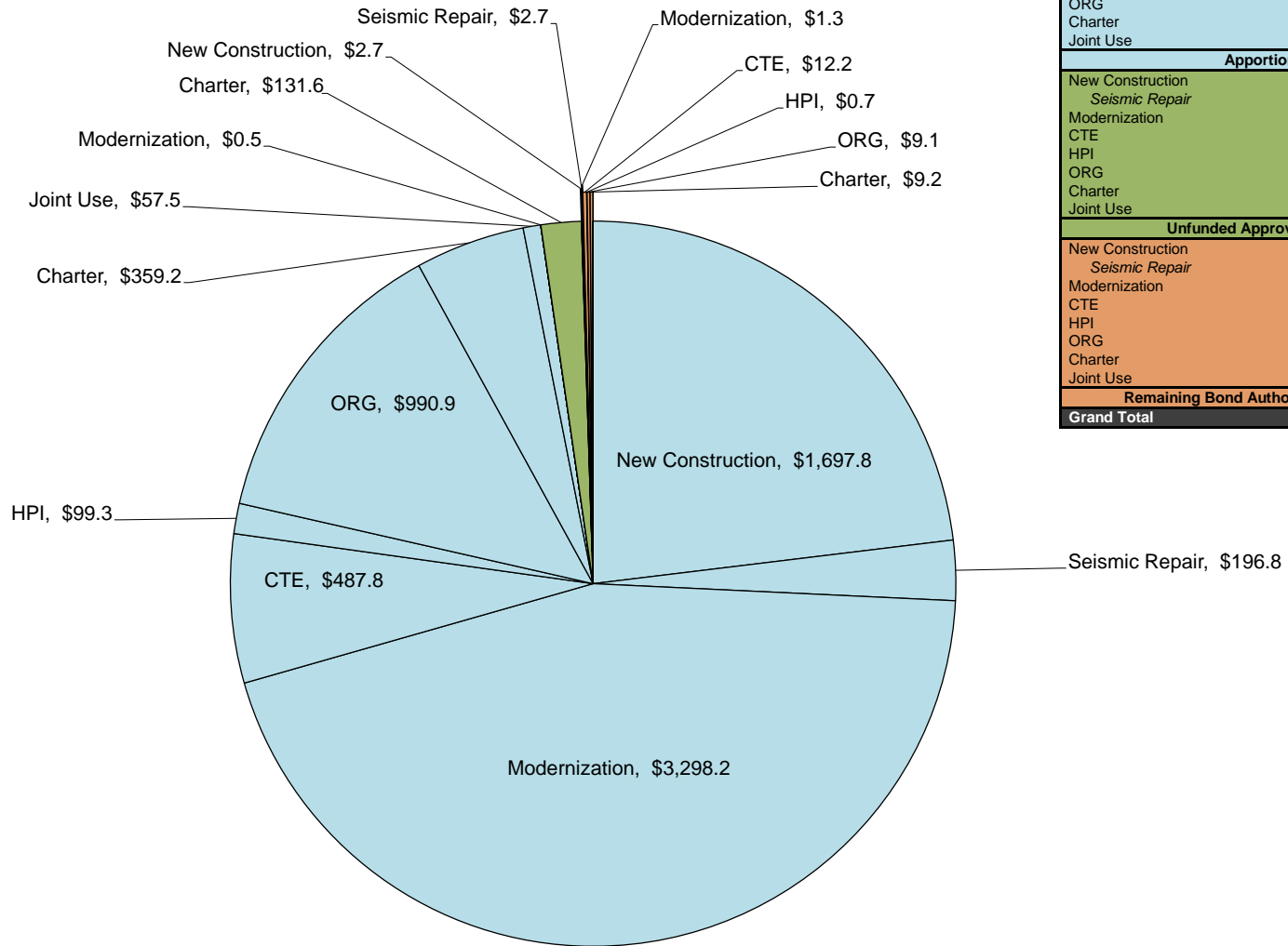
Bond Authority - \$7.000 billion

(in millions of dollars)



Proposition 51 Totals		
New Construction	\$ 1,021.0	
Modernization	\$ 590.5	
CTE	\$ 231.2	
Charter	\$ 76.4	
Apportioned	\$ 1,919.1	27.4%
New Construction	\$ 380.8	
Modernization	\$ 205.8	
CTE	\$ 15.5	
Charter	\$ 420.6	
Unfunded Approvals	\$ 1,022.7	14.6%
New Construction	\$ 1,598.2	
Modernization	\$ 2,203.7	
CTE	\$ 253.3	
Charter	\$ 3.0	
Remaining Bond Authority	\$ 4,058.2	58.0%
Grand Total	\$ 7,000	100.0%

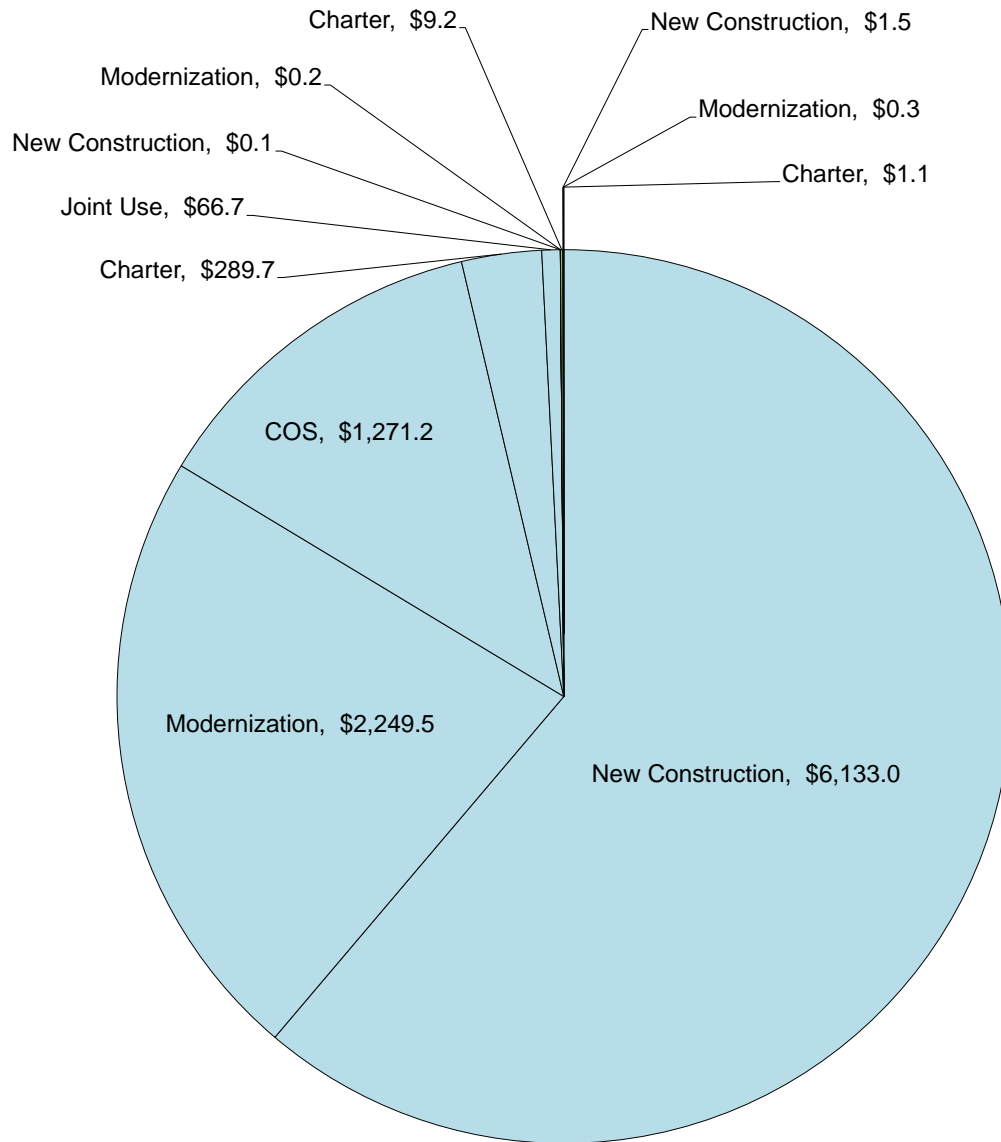
Proposition 1D Bond Authority - \$7.358 billion (in millions of dollars)



Proposition 1D Totals		
New Construction	\$ 1,697.8	
<i>Seismic Repair</i>	\$ 196.8	
Modernization	\$ 3,298.2	
CTE	\$ 487.8	
HPI	\$ 99.3	
ORG	\$ 990.9	
Charter	\$ 359.2	
Joint Use	\$ 57.5	
Apportioned	\$ 7,187.5	97.7%
New Construction	\$ -	
<i>Seismic Repair</i>	\$ -	
Modernization	\$ 0.5	
CTE	\$ -	
HPI	\$ -	
ORG	\$ -	
Charter	\$ 131.6	
Joint Use	\$ -	
Unfunded Approvals	\$ 132.1	1.8%
New Construction	\$ 2.7	
<i>Seismic Repair</i>	\$ 2.7	
Modernization	\$ 1.3	
CTE	\$ 12.2	
HPI	\$ 0.7	
ORG	\$ 9.1	
Charter	\$ 9.2	
Joint Use	\$ -	
Remaining Bond Authority	\$ 37.9	0.5%
Grand Total	\$ 7,358	100.0%

Proposition 55 Bond Authority - \$10.023 billion

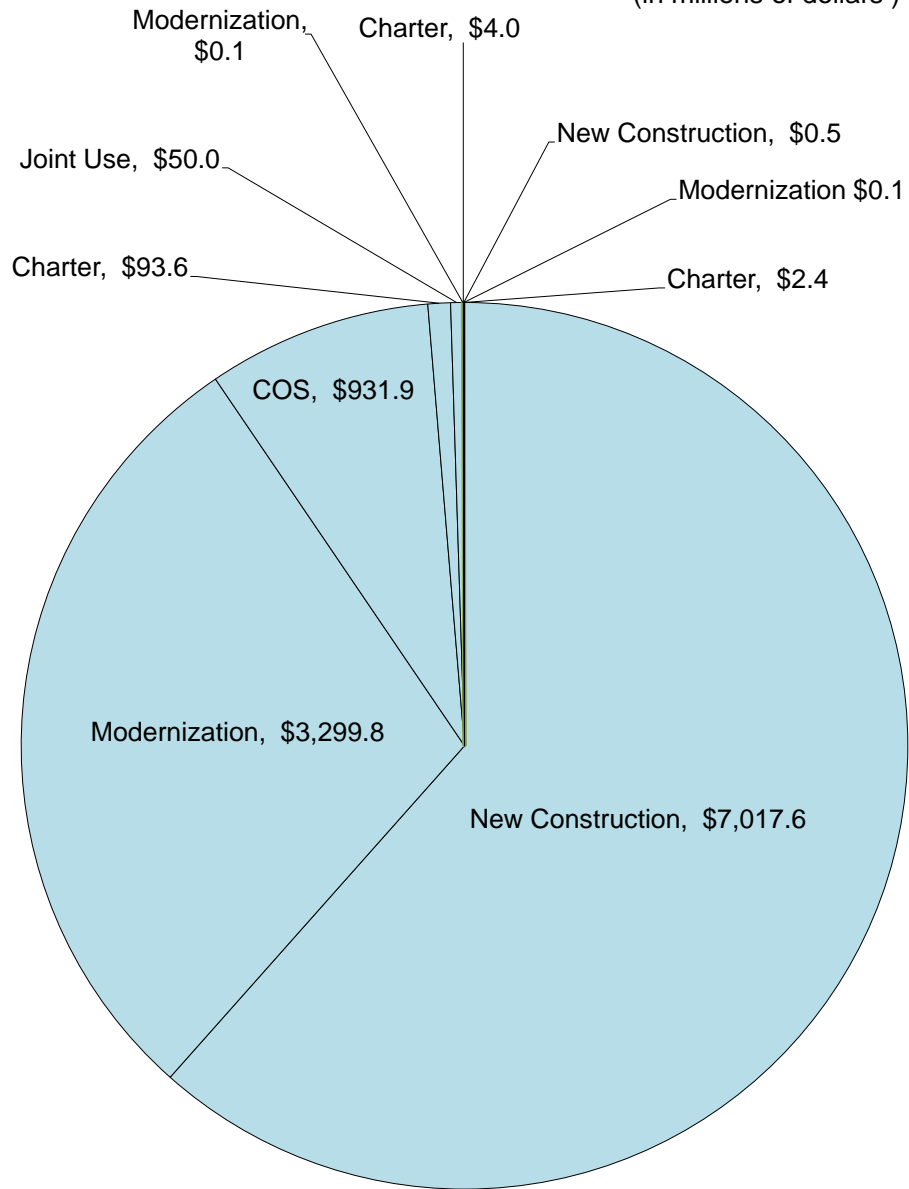
(in millions of dollars)



Proposition 55 Totals		
New Construction	\$ 6,133.0	
Modernization	\$ 2,249.5	
COS	\$ 1,271.2	
Charter	\$ 289.7	
Joint Use	\$ 66.7	
Apportioned	\$ 10,010.1	99.9%
New Construction	\$ 0.1	
Modernization	\$ 0.2	
COS	\$ -	
Charter	\$ 9.2	
Joint Use	\$ -	
Unfunded Approvals	\$ 9.5	0.1%
New Construction	\$ 1.5	
Modernization	\$ 0.3	
COS	\$ -	
Charter	\$ 1.1	
Joint Use	\$ -	
Remaining Bond Authority	\$ 2.9	0.0%
Grand Total	\$ 10,023	100.0%

Proposition 47 Bond Authority - \$11.400 billion

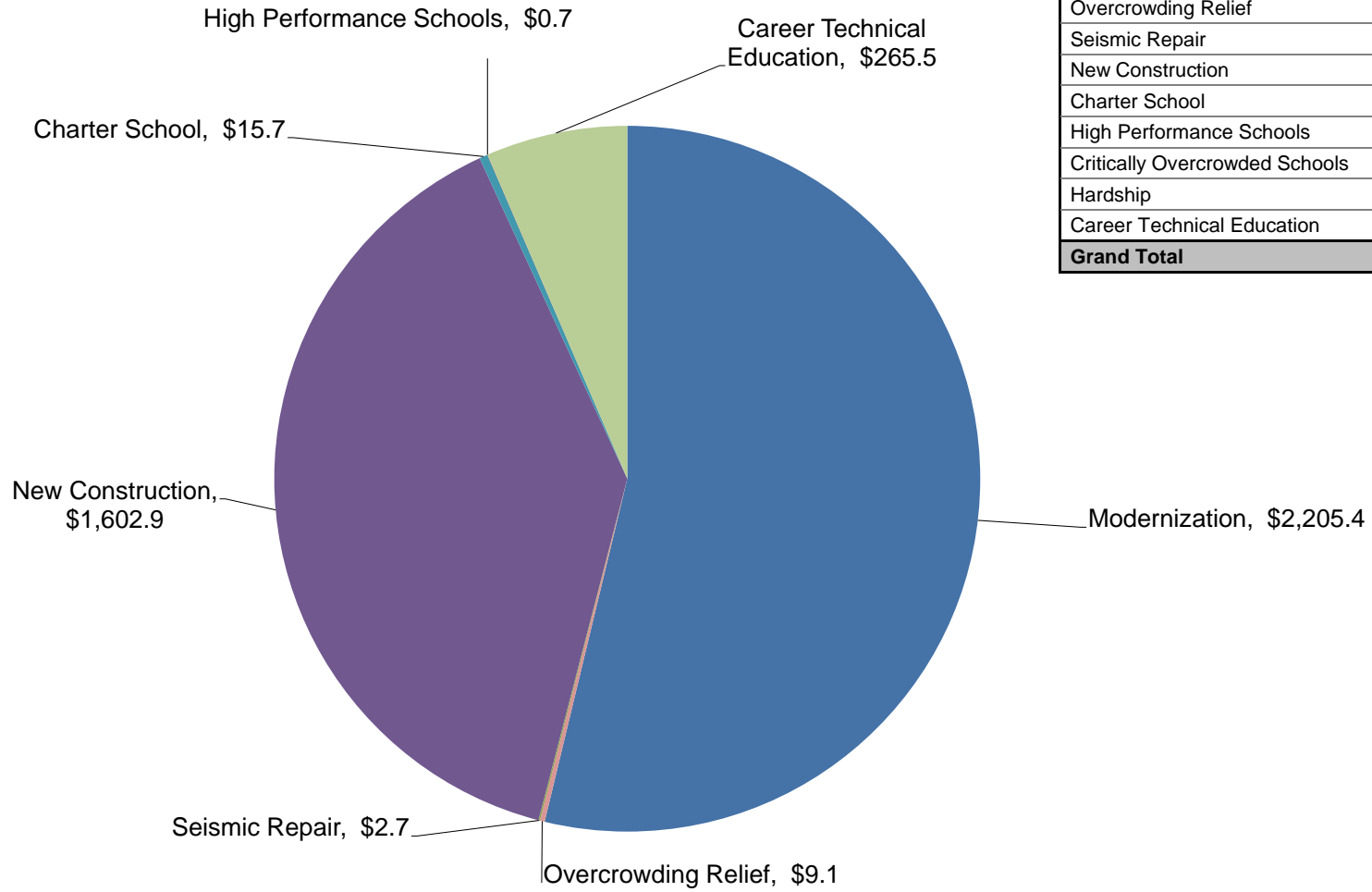
(in millions of dollars)



Proposition 47 Totals		
New Construction	\$	7,017.6
Modernization	\$	3,299.8
COS	\$	931.9
Charter	\$	93.6
Joint Use	\$	50.0
Apportioned	\$	11,392.9
		99.9%
New Construction	\$	-
Modernization	\$	0.1
COS	\$	-
Charter	\$	4.0
Joint Use	\$	-
Unfunded Approvals	\$	4.1
		0.0%
New Construction	\$	0.5
Modernization	\$	0.1
COS	\$	-
Charter	\$	2.4
Joint Use	\$	-
Remaining Bond Authority	\$	3.0
		0.0%
Grand Total	\$	11,400
		100.0%

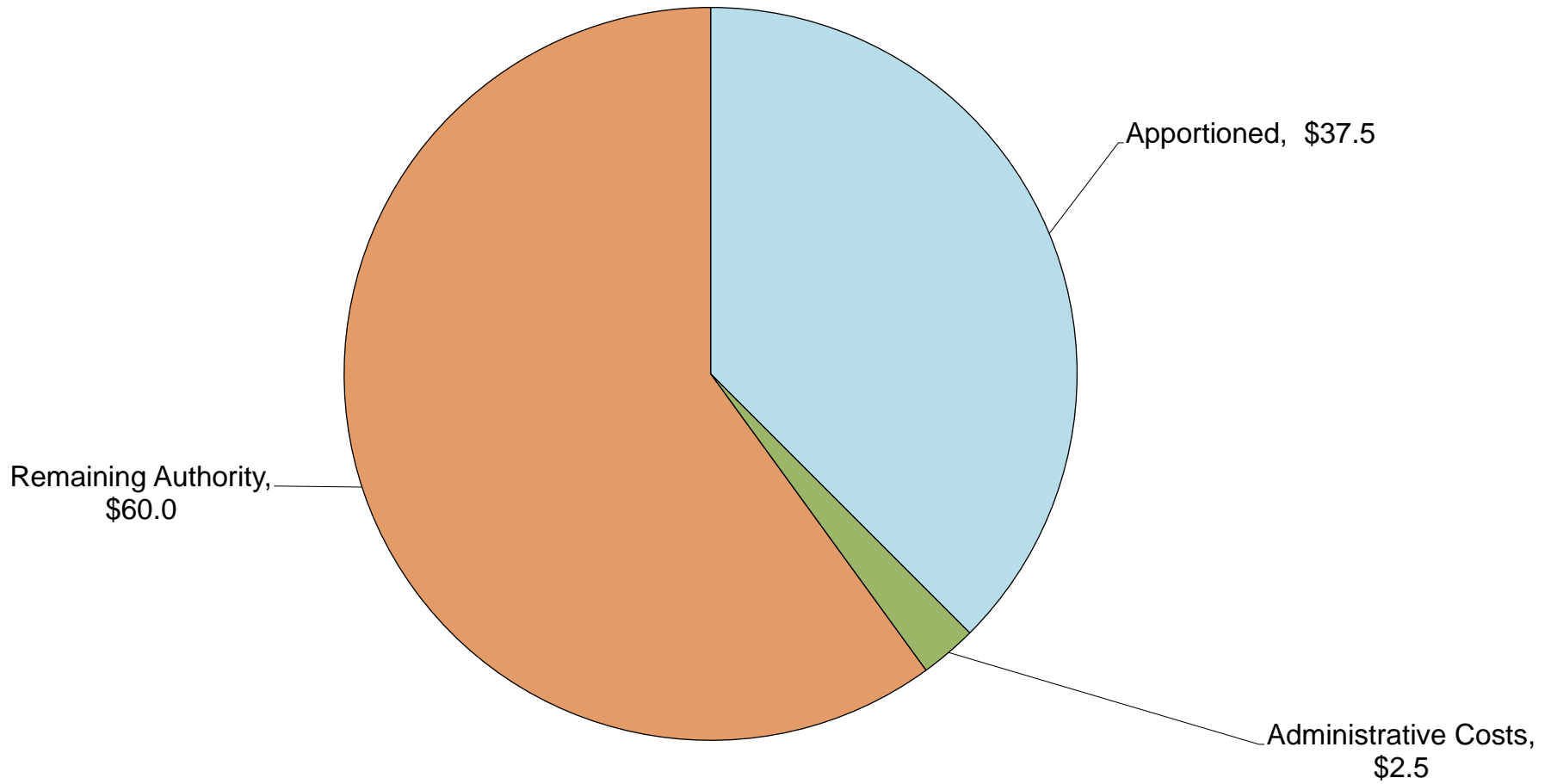
Remaining Bond Authority - \$4,102 million

(by program, in millions)
As of September 25, 2019 SAB



Remaining Bond Authority (in millions)	
Modernization	\$ 2,205.4
Overcrowding Relief	\$ 9.1
Seismic Repair	\$ 2.7
New Construction	\$ 1,602.9
Charter School	\$ 15.7
High Performance Schools	\$ 0.7
Critically Overcrowded Schools	\$ -
Hardship	\$ -
Career Technical Education	\$ 265.5
Grand Total	\$ 4,102.0

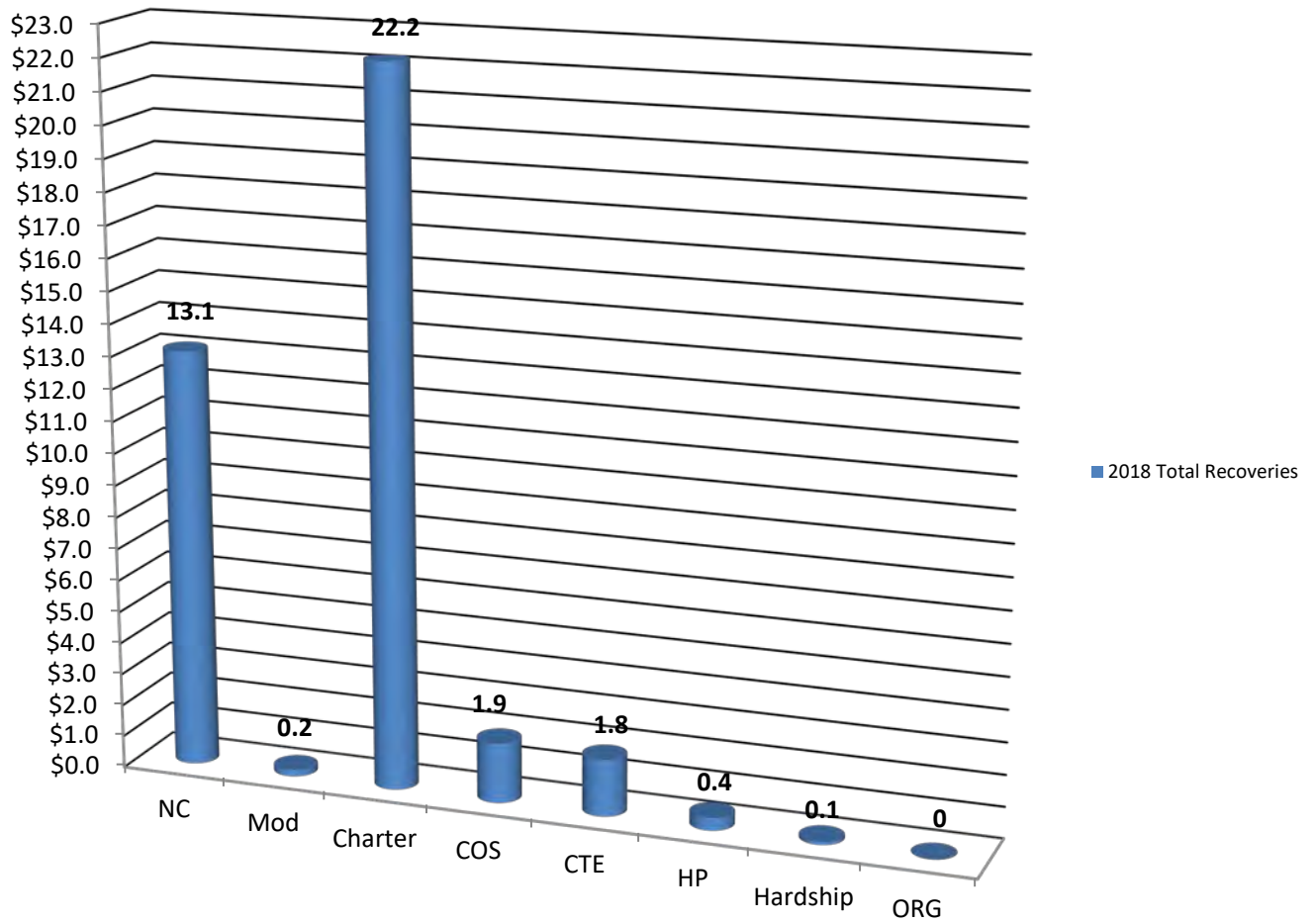
Full-Day Kindergarten Facilities Grant Program (FDKFGP)
FY 2018/2019
Authority - \$100 million



Full-Day Kindergarten Facilities Grant Program (FDKFGP)
FY 2019/2020
Authority - \$300 million



Fund Recoveries* – 2018
(Totals represented in millions of dollars)

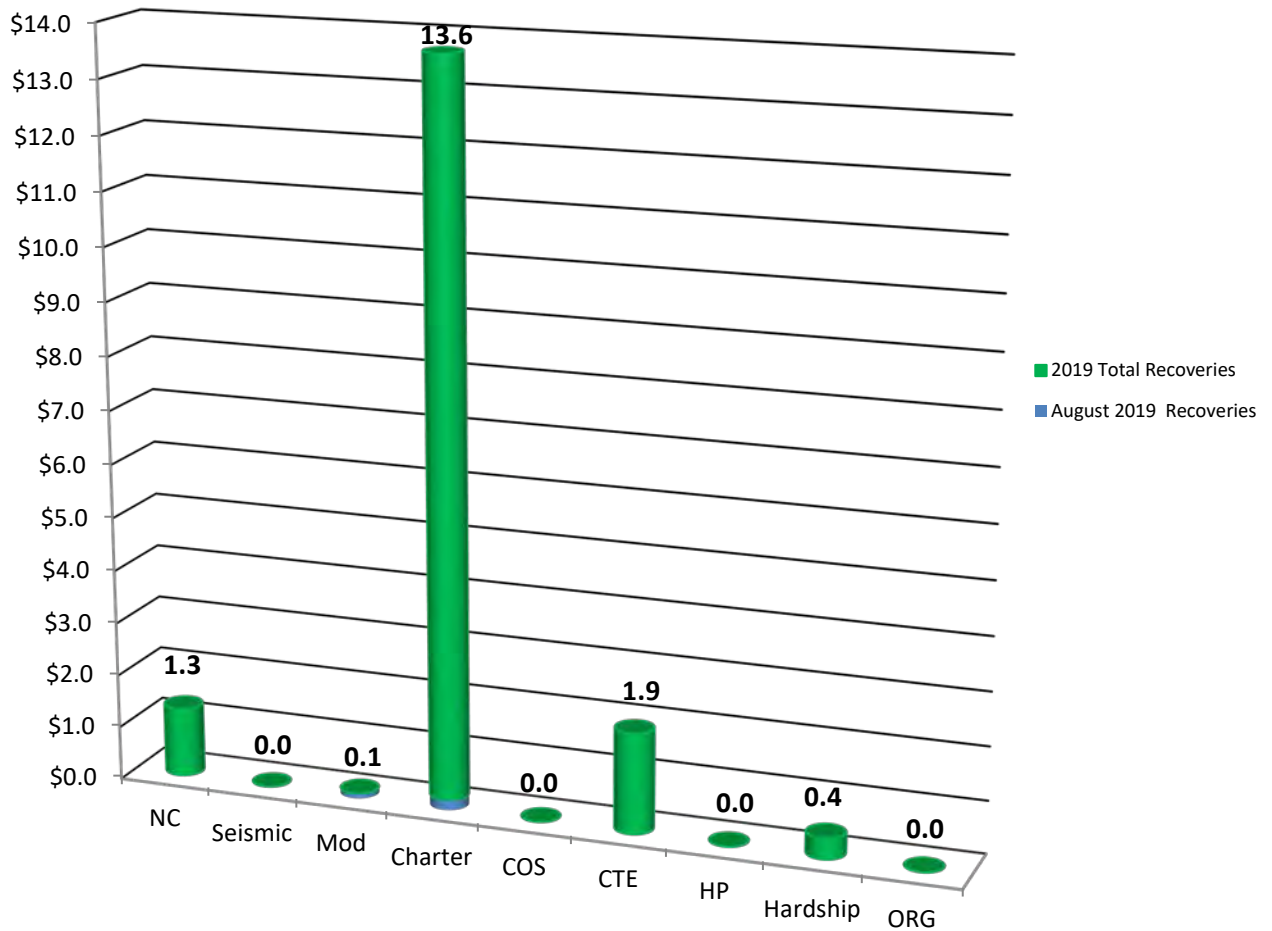


	2018 Totals**
NC	\$13,146,376
Modernization	\$233,753
Charter	\$22,247,096
COS	\$1,926,175
CTE	\$1,826,773
HP	\$358,288
Hardship	\$132,284
ORG	\$0
Total	\$39,870,746

*Includes bond proceeds returned (authority may not be available) to the program through reductions to cost incurred, close-outs, loan repayments, rescissions and special education local plan area transfers.

** 2018 Totals does not reflect any reallocation of authority. For current availability of bond authority, see Status of Funds.

Fund Recoveries* – as of August 28, 2019 SAB
(Totals represented in millions of dollars)



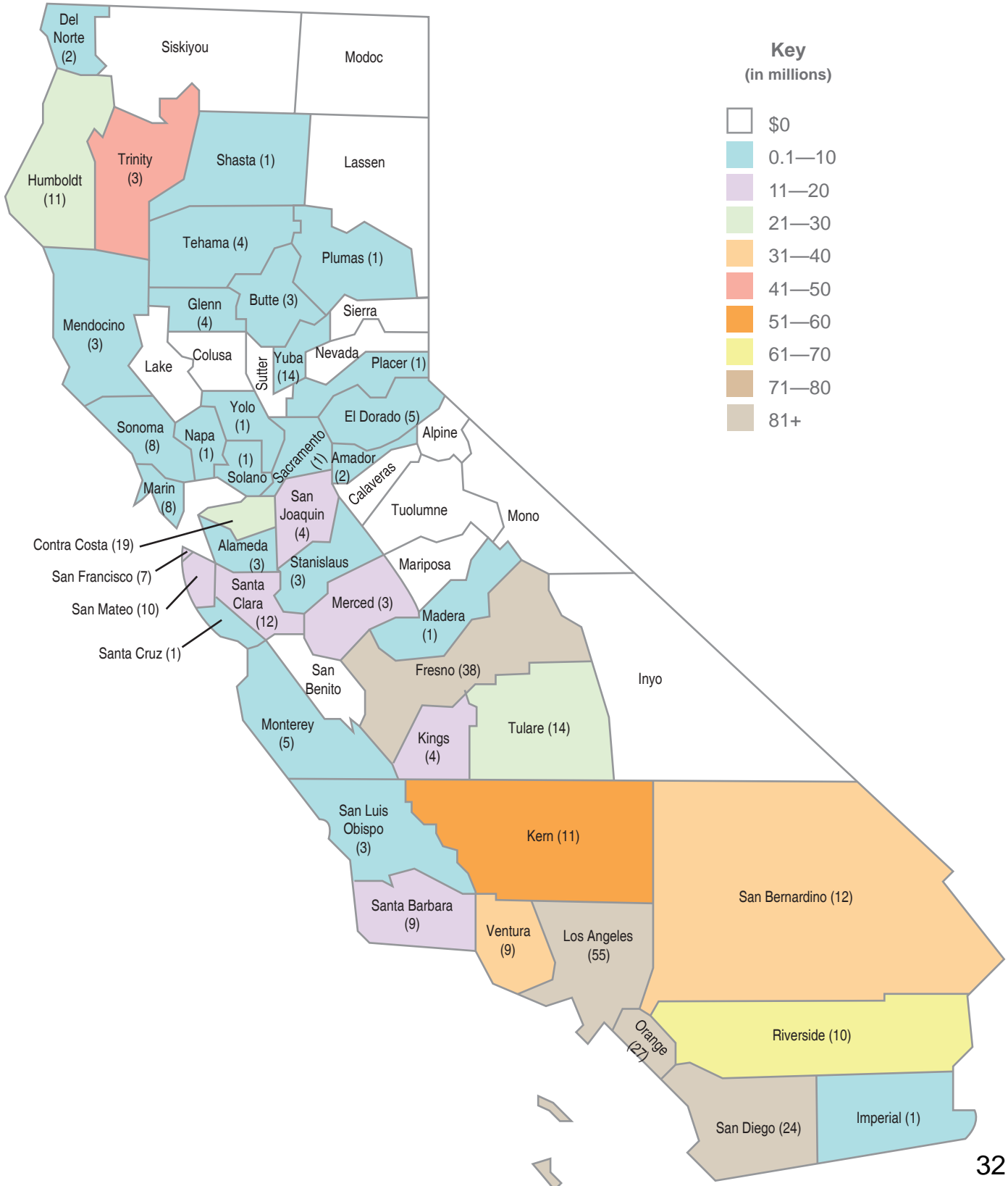
August 2019	1A	47	55	1D	51	August Totals	2019 Totals**
NC	\$0	\$0	\$0	\$0	\$0	\$0	\$1,311,745
Seismic	\$0	\$0	\$0	\$0	\$0	\$0	\$0
Modernization	\$0	\$0	\$0	\$95,008	\$0	\$95,008	\$96,533
Charter	\$0	\$39,186	\$37,718	\$76,630	\$0	\$153,535	\$13,644,304
COS	\$0	\$0	\$0	\$0	\$0	\$0	\$0
CTE	\$0	\$0	\$0	\$0	\$0	\$0	\$1,896,615
HP	\$0	\$0	\$0	\$0	\$0	\$0	\$0
Hardship	\$0	\$0	\$0	\$0	\$0	\$0	\$368,398
ORG	\$0	\$0	\$0	\$0	\$0	\$0	\$0
Total						\$248,543	\$17,317,595

*Includes bond proceeds returned (authority may not be available) to the program through reductions to cost incurred, close-outs, loan repayments, rescissions and special education local plan area transfers.

** 2019 Totals does not reflect any reallocation of authority. For current availability of bond authority, see Status of Funds.

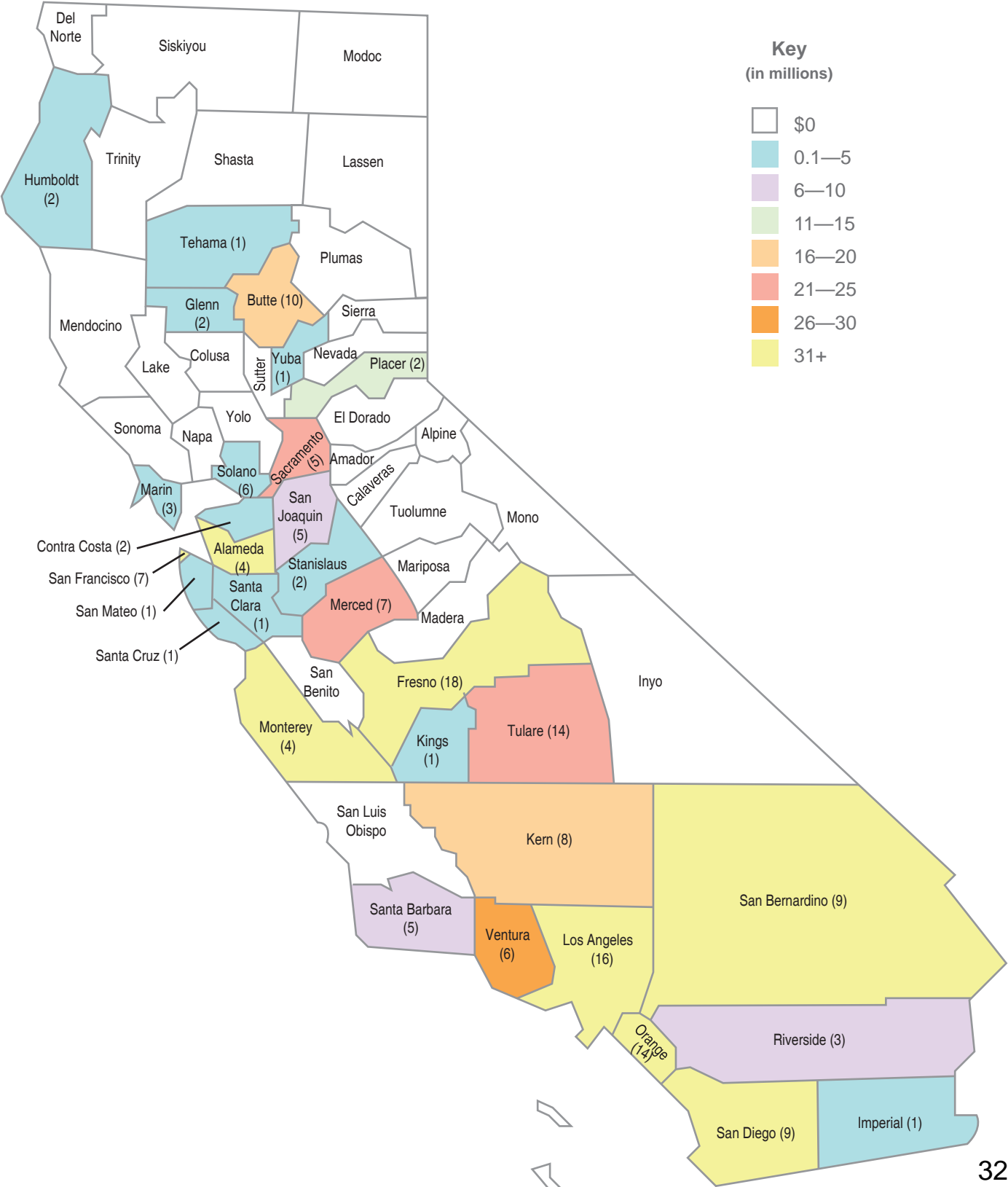
School Facility Program Proposition 51 Apportionments by County

The graphic below displays the amount Apportioned (\$954.1 million) for 359 School Facility Program projects from 156 school districts as of August 31, 2019. The data includes only bond authority provided by Proposition 51 approved by voters in November 2016.



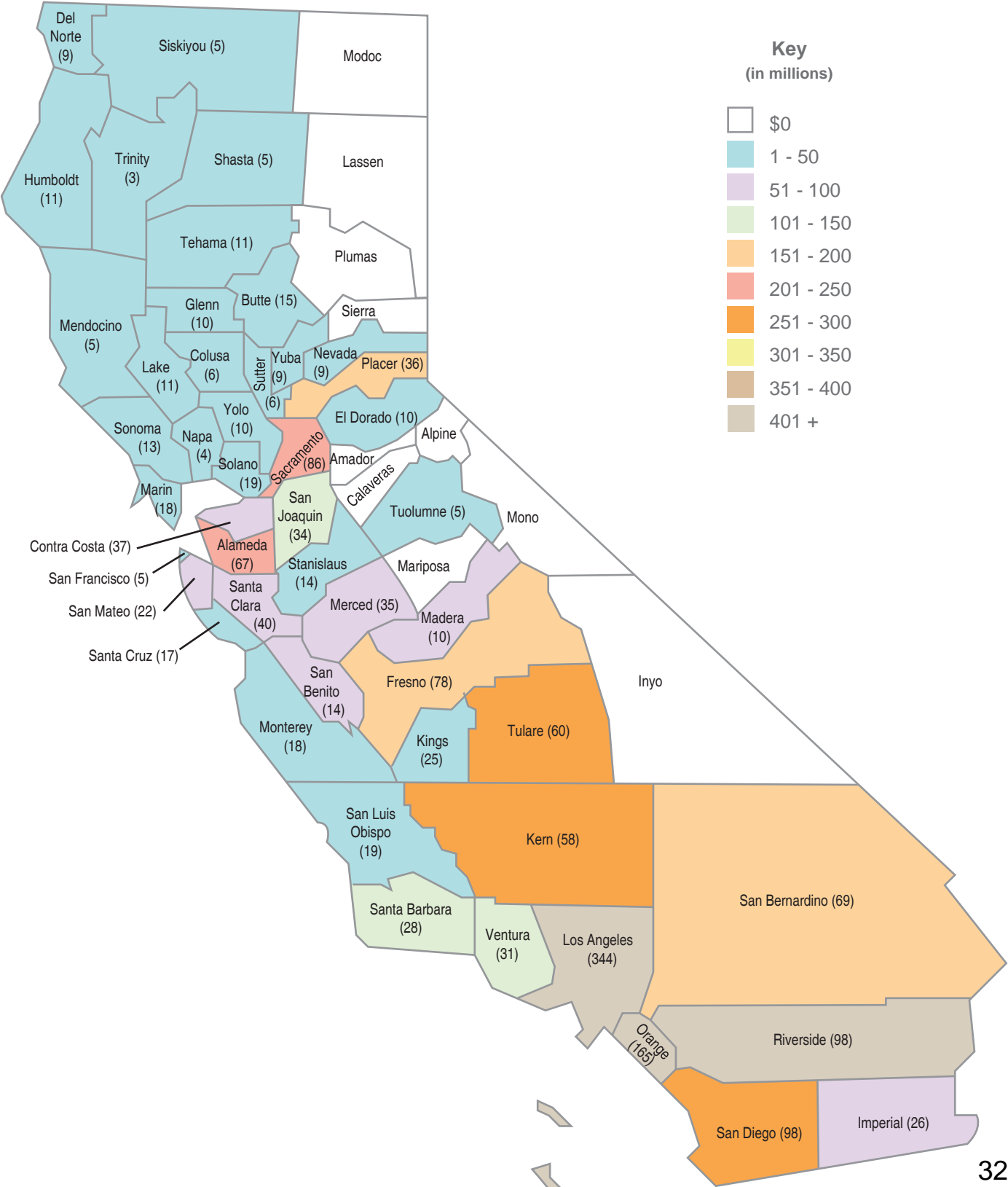
School Facility Program Proposition 51 Unfunded Approvals by County

The graphic below displays the amount of Unfunded Approvals (\$777.5 million) for 169 School Facility Program projects from 94 school districts as of August 31, 2019. The data includes only bond authority provided by Proposition 51 approved by voters in November 2016.



School Facility Program Proposition 51 Current Workload by County

The graphic below displays the Office of Public School Construction’s Workload List for New Construction and Modernization (\$5,081.2 million) for 1,728 School Facility Program projects from 382 school districts as of August 31, 2019. The projects are anticipated to be allocated from bond authority provided by Proposition 51 approved by voters in November 2016.



**Proposition 51 Distribution
As of August 31, 2019**

County	Apportioned		Unfunded		Workload List	
	Project Count	Dollar Amount	Project Count	Dollar Amount	Project Count	Dollar Amount
Alameda	3	\$3,858,136.00	4	\$36,570,368.00	67	\$242,602,487.61
Alpine	0	\$0.00	0	\$0.00	0	\$0.00
Amador	2	\$5,892,241.00	0	\$0.00	0	\$0.00
Butte	3	\$8,964,544.00	10	\$19,029,637.00	15	\$20,927,533.76
Calaveras	0	\$0.00	0	\$0.00	0	\$0.00
Colusa	0	\$0.00	0	\$0.00	6	\$15,461,934.80
Contra Costa	19	\$25,428,992.56	2	\$1,728,659.00	37	\$88,852,557.80
Del Norte	2	\$520,227.00	0	\$0.00	9	\$3,465,117.75
El Dorado	5	\$4,657,914.00	0	\$0.00	10	\$19,713,531.22
Fresno	38	\$106,321,578.38	18	\$77,378,310.07	78	\$165,570,369.51
Glenn	4	\$7,495,895.00	2	\$2,128,514.00	10	\$18,064,211.40
Humboldt	11	\$26,107,812.82	2	\$4,078,141.00	11	\$10,800,004.45
Imperial	1	\$51,890.00	1	\$2,241,367.00	26	\$89,691,361.85
Inyo	0	\$0.00	0	\$0.00	0	\$0.00
Kern	11	\$53,613,698.09	8	\$20,645,979.42	58	\$279,050,578.05
Kings	4	\$11,988,877.00	1	\$640,279.00	25	\$48,125,832.40
Lake	0	\$0.00	0	\$0.00	11	\$15,580,482.00
Lassen	0	\$0.00	0	\$0.00	0	\$0.00
Los Angeles	55	\$128,826,171.11	16	\$49,387,911.62	344	\$973,348,394.00
Madera	1	\$41,985.00	0	\$0.00	10	\$68,591,014.70
Marin	8	\$10,943,815.00	3	\$5,993,300.00	18	\$24,258,351.20
Mariposa	0	\$0.00	0	\$0.00	0	\$0.00
Mendocino	3	\$939,142.00	0	\$0.00	5	\$10,490,072.20
Merced	3	\$17,451,799.00	7	\$24,513,286.00	35	\$75,001,223.65
Modoc	0	\$0.00	0	\$0.00	0	\$0.00
Mono	0	\$0.00	0	\$0.00	0	\$0.00
Monterey	5	\$1,152,753.00	4	\$42,952,297.47	18	\$44,746,678.70
Napa	1	\$442,693.00	0	\$0.00	4	\$4,921,712.00
Nevada	0	\$0.00	0	\$0.00	9	\$12,028,979.55
Orange	26	\$86,048,615.00	14	\$222,924,610.56	165	\$479,640,072.80
Placer	1	\$822,519.00	2	\$14,526,765.00	36	\$184,003,621.55
Plumas	1	\$526,164.00	0	\$0.00	0	\$0.00
Riverside	11	\$62,719,247.00	3	\$8,019,858.00	98	\$427,024,480.00
Sacramento	1	\$454,883.00	5	\$21,399,478.00	86	\$214,078,815.20
San Benito	0	\$0.00	0	\$0.00	14	\$55,391,646.20
San Bernardino	12	\$31,023,587.00	9	\$31,849,723.00	69	\$191,194,998.30
San Diego	24	\$128,756,909.00	9	\$64,020,923.88	98	\$266,574,090.10
San Francisco	7	\$19,103,971.00	7	\$44,904,329.00	5	\$22,486,660.80
San Joaquin	4	\$19,440,719.00	5	\$10,603,973.00	34	\$120,389,359.15
San Luis Obispo	3	\$4,696,221.00	0	\$0.00	19	\$46,477,738.44
San Mateo	10	\$20,994,676.00	1	\$2,350,683.00	22	\$65,138,308.40
Santa Barbara	9	\$14,851,485.00	5	\$9,272,149.50	28	\$113,393,404.00
Santa Clara	12	\$17,984,263.00	1	\$1,862,325.00	40	\$84,664,895.60
Santa Cruz	1	\$308,740.00	1	\$204,498.00	17	\$27,616,316.00
Shasta	1	\$451,339.00	0	\$0.00	5	\$5,670,396.40
Sierra	0	\$0.00	0	\$0.00	0	\$0.00
Siskiyou	0	\$0.00	0	\$0.00	5	\$5,217,613.00
Solano	1	\$157,007.00	6	\$4,759,895.00	19	\$43,918,560.80
Sonoma	8	\$8,593,499.00	0	\$0.00	13	\$20,172,570.00
Stanislaus	3	\$6,107,998.00	2	\$4,938,390.00	14	\$19,712,088.10
Sutter	0	\$0.00	0	\$0.00	6	\$26,152,466.80
Tehama	4	\$6,813,808.29	0	\$0.00	11	\$24,189,990.75
Trinity	3	\$47,133,074.00	0	\$0.00	3	\$7,750,597.76
Tulare	14	\$26,176,892.00	14	\$21,086,125.00	60	\$255,111,346.10
Tuolumne	0	\$0.00	0	\$0.00	5	\$9,210,614.40
Ventura	9	\$33,333,635.00	6	\$27,474,779.00	31	\$109,659,286.25
Yolo	1	\$1,053,910.00	0	\$0.00	10	\$16,686,728.00
Yuba	14	\$1,815,935.00	1	\$45,982.00	9	\$8,370,857.20
Total	359	\$ 954,069,260.25	169	\$ 777,532,536.52	1,728	\$ 5,081,189,950.70

School Facility Program Bond Authority from Proposition 51

(in millions of dollars, as of August 31, 2019)

New Construction

Legend

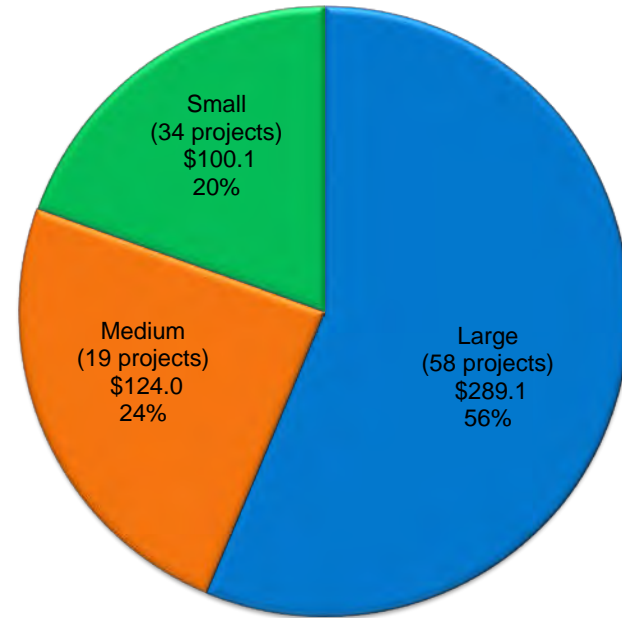
Small School Districts – ADA < 2,500 pupils

Medium School Districts – ADA > 2,500 pupils < 10,000 pupils

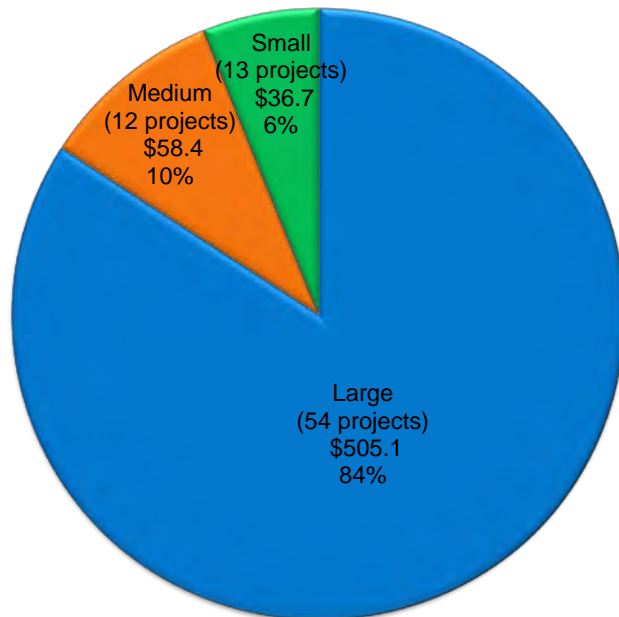
Large School Districts – ADA > 10,000 pupils

District Size (based on 2018/19 Enrollment)
 (# of projects)
 (in millions)

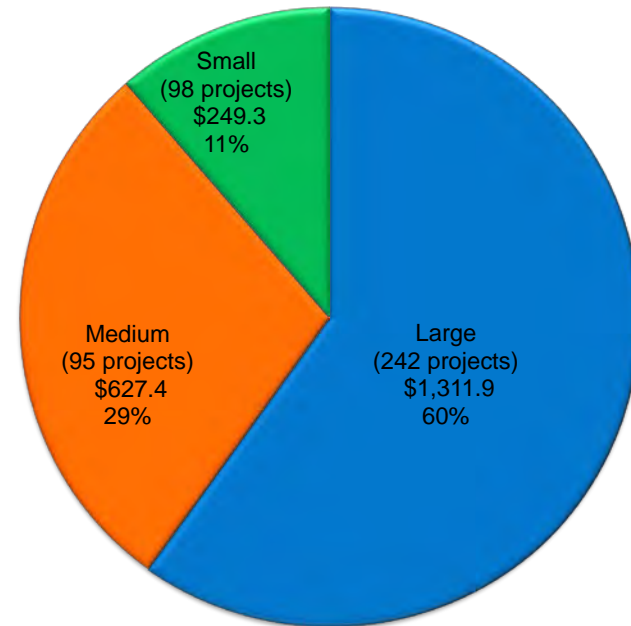
APPORTIONED



UNFUNDED



CURRENT WORKLOAD



School Facility Program Bond Authority from Proposition 51

(in millions of dollars, as of August 31, 2019)

Modernization

Legend

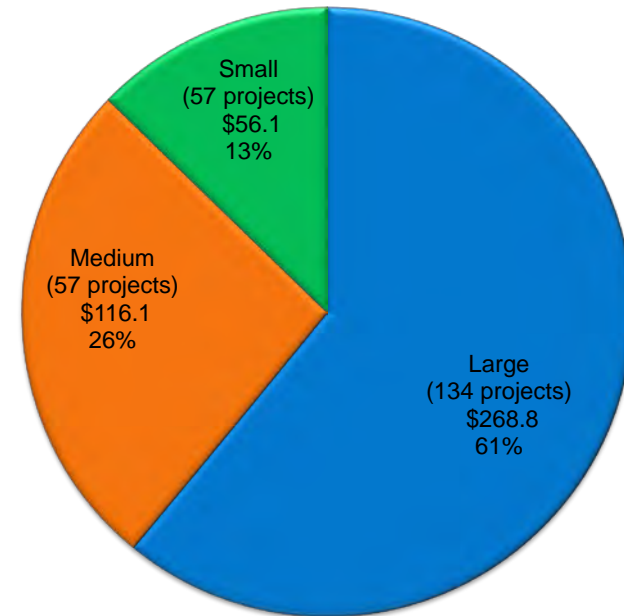
Small School Districts – ADA < 2,500 pupils

Medium School Districts – ADA > 2,500 pupils < 10,000 pupils

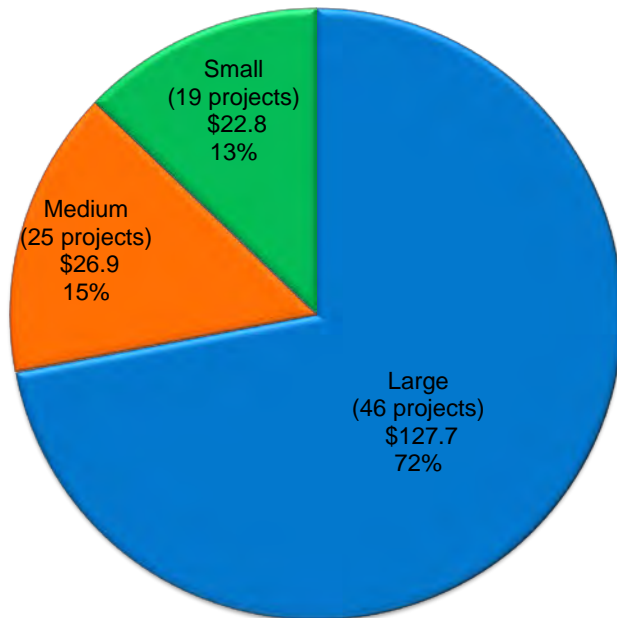
Large School Districts – ADA > 10,000 pupils

District Size (based on 2018/19 Enrollment)
 (# of projects)
 (in millions)

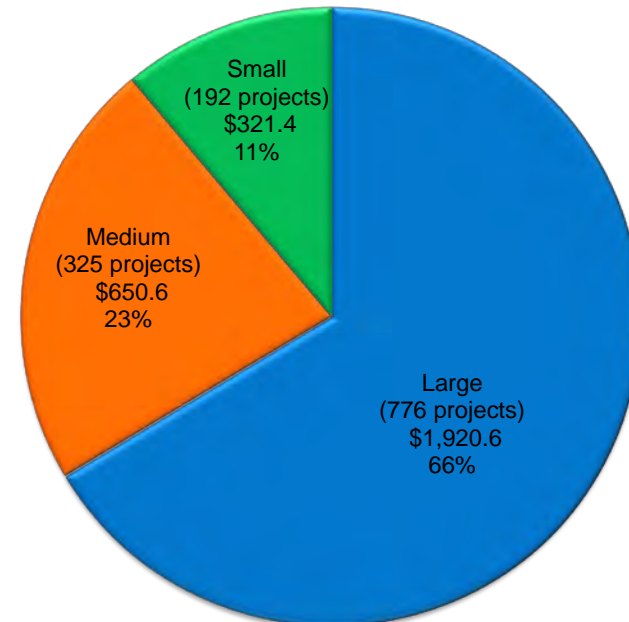
APPORTIONED



UNFUNDED



CURRENT WORKLOAD



Unique School Districts (USD) Receiving Proposition 51 Funds (As of August 31, 2019)

New Construction

2018/19 Enrollment	School Districts Statewide		
	#	%	Enrollment
Small – ADA < 2,500 pupils	592	57%	419,625
Medium – ADA > 2,500 pupils < 10,000 pupils	267	26%	1,371,422
Large – ADA > 10,000 pupils	175	17%	4,395,231
	1,034	100%	6,186,278

Apportioned					
# of USD	Enrollment	\$ Amount	By Size*	Size vs. All**	Students***
18	15,477	\$ 100,084,986	28.6%	1.7%	0.3%
16	87,484	\$ 123,993,456	25.4%	1.5%	1.4%
29	1,364,940	\$ 289,053,566	46.0%	2.8%	22.1%
	1,467,901	\$ 513,132,009	100.0%	6.1%	23.7%

Unfunded					
# of USD	Enrollment	\$ Amount	By Size*	Size vs. All**	Students***
13	12,916	\$ 36,654,087	24.1%	1.3%	0.2%
11	60,739	\$ 58,357,403	20.4%	1.1%	1.0%
30	672,237	\$ 505,101,497	55.6%	2.9%	10.9%
	745,892	\$ 600,112,987	100.0%	5.2%	12.1%

Workload					
# of USD	Enrollment	\$ Amount	By Size*	Size vs. All**	Students***
65	63,766	\$ 249,326,776	32.7%	6.3%	1.0%
60	315,085	\$ 627,354,201	30.2%	5.8%	5.1%
74	2,231,791	\$ 1,311,881,764	37.2%	7.2%	36.1%
	2,610,642	\$ 2,188,562,741	100.0%	19.2%	42.2%

Modernization

2018/19 Enrollment	School Districts Statewide		
	#	%	Enrollment
Small – ADA < 2,500 pupils	592	57%	419,625
Medium – ADA > 2,500 pupils < 10,000 pupils	267	26%	1,371,422
Large – ADA > 10,000 pupils	175	17%	4,395,231
	1,034	100%	6,186,278

Apportioned					
# of USD	Enrollment	\$ Amount	By Size*	Size vs. All**	Students***
41	37,808	\$ 56,056,816	33.9%	4.0%	0.6%
33	169,315	\$ 116,102,501	27.3%	3.2%	2.7%
47	1,877,470	\$ 268,777,934	38.8%	4.5%	30.3%
	2,084,593	\$ 440,937,251	100.0%	11.7%	33.7%

Unfunded					
# of USD	Enrollment	\$ Amount	By Size*	Size vs. All**	Students***
18	15,444	\$ 26,944,188	32.1%	1.7%	0.2%
12	59,670	\$ 22,776,895	21.4%	1.2%	1.0%
26	1,322,389	\$ 127,698,466	46.4%	2.5%	21.4%
	1,397,503	\$ 177,419,550	100.0%	5.4%	22.6%

Workload					
# of USD	Enrollment	\$ Amount	By Size*	Size vs. All**	Students***
118	115,550	\$ 321,425,953	36.8%	11.4%	1.9%
104	533,650	\$ 650,565,014	32.4%	10.1%	8.6%
99	3,149,651	\$ 1,920,636,242	30.8%	9.6%	50.9%
	3,798,851	\$ 2,892,627,210	100.0%	31.0%	61.4%

*Percentage of funding to small, medium or large school districts

** Percentage of funding to small, medium, and large school district vs. all school districts

***Percentage of students statewide

Laytonville Unified – Mendocino County

55/73916-00-001

APPEAL ITEM HAS BEEN WITHDRAWN

REPORT OF THE EXECUTIVE OFFICER
State Allocation Board Meeting, September 25, 2019

PROPOSED REGULATORY AMENDMENTS FOR THE
SCHOOL FACILITIES PROGRAM

PURPOSE OF REPORT

To present proposed regulatory amendments to the definitions of Suburban Area and Rural Area in the School Facility Program (SFP) Regulations.

DESCRIPTION

At the August 28, 2019 meeting, the State Allocation Board (Board) directed Staff to amend the current definitions of Suburban Area and Rural Area after Staff brought a report forward, summarizing the findings of stakeholder meetings on the subject. The change in definitions results in school sites currently classified as Town by the federal National Center for Education Statistics (NCES) to be moved from the SFP definition of Suburban Area to Rural Area.

These definitions are used by the Career Technical Education Facilities Program (CTEFP) and Charter School Facilities Program (CSFP) to determine funding order of eligible applications. This item seeks Board approval for the proposed regulatory amendments, which are included as Attachment A.

AUTHORITY

See Attachment B.

BACKGROUND

Staff presented summaries of stakeholder feedback regarding the CTEFP funding order and a brief history of the program and past funding cycles to the Board on August 28, 2019. The Board approved Staff's recommendation to amend the definitions of Suburban Area and Rural Area to move the Town designation from Suburban to Rural, and directed Staff to bring back conforming regulatory amendments to the next available meeting.

STAFF ANALYSIS/STATEMENTS

The proposed changes were presented and discussed in the context of the CTEFP funding order. Staff acknowledges that the proposed regulatory amendments to the definitions also apply to the funding order determination of applications for the CSFP. The sixth funding cycle of the CTEFP was officially opened on August 28, 2019. In order to include all applications submitted for this cycle, the proposed regulatory amendments apply to all applications received after the Board's determination on August 28, 2019.

As directed by the Board, Staff is presenting the conforming regulation amendments in Attachment A for approval.

RECOMMENDATIONS

1. Adopt the proposed regulations as shown in Attachment A, which amend the definitions of Suburban Area and Rural Area.
2. Authorize the Executive Officer to file the proposed regulations with the Office of Administrative Law and make the regulations permanent.

This Item was approved by the State Allocation Board on September 25, 2019.

ATTACHMENT A

PROPOSED REGULATORY AMENDMENTS

Section 1859.2. Definitions.

For the purposes of these regulations, the terms set forth below shall have the following meanings, subject to the provisions of the Act:

...

“Rural Area” shall be a school with a locale code of 41, 42, or 43 as classified by the National Center for Education Statistics (NCES). After August 28, 2019, the definition shall include locale codes 31, 32, and 33 as classified by the NCES.

...

“Suburban Area” shall be a school with a locale code of either 21, 22, 23, 31, 32, or 33 as classified by the NCES. After August 28, 2019, the definition shall only include locale codes 21, 22, and 23 as classified by the NCES.

...

Note: Authority cited: Sections 17070.35 and 17078.64, Education Code.

Reference: Sections 17009.5, 17017.6, 17017.7, 17021, 17047, 17050, 17051, 17070.15, 17070.51(a), 17070.71, 17070.77, 17071.10, 17071.25, 17071.30, 17071.33, 17071.35, 17071.40, 17071.75, 17071.76, 17072.10, 17072.12, 17072.18, 17072.33, 17073.25, 17074.10, 17074.30, 17075.10, 17075.15, 17077.40, 17077.42, 17077.45, 17078.52, 17078.56, 17078.72(k), 17079, 17079.10, 17280, 56026 and 101012(a)(8), Education Code; Section 53311, Government Code; and Sections 1771.3 in effect on January 1, 2012 through June 19, 2014 and 1771.5, Labor Code.

ATTACHMENT B

AUTHORITY

Education Code (EC) Section 17070.35 states in part:

(a) In addition to all other powers and duties as are granted to the board by this chapter, other statutes, or the California Constitution, the board shall do all of the following:

(1) Adopt rules and regulations, pursuant to the rulemaking provisions of the Administrative Procedure Act, Chapter 3.5 (commencing with Section 11340) of Part 1 of Division 3 of Title 2 of the Government Code, for the administration of this chapter....

EC Section 17078.72 states in part:

(k) The Office of Public School Construction shall develop and the board shall approve regulations to implement this article on or before April 19, 2007, and the board may promulgate those regulations first on an emergency basis, which shall be effective for no more than 12 months, after which any permanent regulations shall be promulgated in accordance with the Administrative Procedure Act (Chapter 3.5 (commencing with Section 11340) of Part 1 of Division 3 of Title 2 of the Government Code).

Tentative Workload

October 2019

ACTION ITEMS

Full-Day Kindergarten Facilities Grant Program Proposed Regulations

REPORTS, DISCUSSION and INFORMATION ITEMS

Standard Information Items

FINANCIAL REPORTS

Status of Fund Releases

Status of Funds

Tentative Workload

December 2019

ACTION ITEMS

REPORTS, DISCUSSION and INFORMATION ITEMS

Standard Information Items

FINANCIAL REPORTS

Status of Fund Releases

Status of Funds

Tentative Workload

January 2020

ACTION ITEMS

REPORTS, DISCUSSION and INFORMATION ITEMS

Standard Information Items

FINANCIAL REPORTS

Status of Fund Releases

Status of Funds

APPEALS Received as of August 31, 2019

Appeal Received Date	District/County	Tentative SAB Date*	Description
1/16/19	Los Angeles Unified School District/Los Angeles	TBD	District is requesting to use construction contract and change order amounts as a cost estimate for a Facility Hardship project.
1/25/19	Pixley Union Elementary School District/Tulare	TBD	District requests approval of a new construction application for funding based on new construction eligibility using an alternate year for eligibility determination than the year in which the application was to be processed.
5/13/19	McFarland Unified School District/Kern	TBD	District requests to use new construction eligibility at the time the funding application was originally submitted.
5/17/19	Los Angeles Unified School District/Los Angeles	10/2019	District requests allowance of certain equipment as part of the Career Technical Education Facilities Program (CTEFP) grant for three projects.
6/6/19	San Marcos Unified/San Diego	TBD	District requests to use new construction eligibility at the time of application submittal.
7/29/19	Mountain Valley USD/Trinity	TBD	District request to use excess funds from a Facility Hardship project with Financial Hardship assistance towards another Facility Hardship project with Financial Hardship assistance.
10/17/17	San Bernardino City USD/San Bernardino	10/2019	For three modernization projects, District requests OPSC to recognize expenditures after each project was deemed complete pursuant to SFP Regulations.
4/13/18	Washington Unified School District/Fresno	10/2019	District was inadvertently provided with design funding twice for this project and does not agree on an offset. District requests to retain the additional funding to be used towards this project.
5/8/18	Los Angeles Unified School District/Los Angeles	12/2019	District requests OPSC to recognize expenditures after the four year completion timeline for a high school project pursuant to SFP Regulations.

*Please note: Tentative SAB Date is not a guaranteed meeting date and may be subject to change.

STATE ALLOCATION BOARD MEETING DATES

The remaining State Allocation Board (SAB) meeting dates for the 2019 calendar year are as follows:

<u>Board Date</u>	<u>Type of Meeting</u>
October 23, 2019*	Monthly (Consent/Appeals/Action)
December 9, 2019	Monthly (Consent/Appeals/Action)

*The projected dates and time will be determined upon the discussion with the Vice-Chair and Chair based on workload.

The SAB meets in different rooms within the State Capitol at 4:00 p.m. when the State Legislature is in session and at 2:00 p.m. when the State Legislature is out on recess. Due to scheduling changes within the Legislature, some of the SAB meetings may be canceled or changed with short notice.

INFORMATION ITEM

SCHOOL FACILITY PROGRAM NEW CONSTRUCTION AND MODERNIZATION UNFUNDED LIST (as of August 28, 2019)

The New Construction and Modernization projects on this list have received an “unfunded” approval by the State Allocation Board (SAB). Note that an “unfunded” approval does not guarantee a future apportionment by the SAB.

Published monthly in the SAB Agenda.

This report is also on OPSC’s Website at:
www.dgs.ca.gov/OPSC/Resources

Unfunded Approvals as of
August 28, 2019 SAB

County	School District	Application Number	Program	Approval	Received Date	SAB Unfunded Approval	Financial Hardship Apportionment	Loan	State Share	Total Apportionment	Cumulative Amount	Submitted Certification Letter May 2019	Grant Agreement Received as of 05/29/2019
LOS ANGELES	LOS ANGELES UNIFIED	58/64733-00-003	Rehabilitation	G	6/27/2018	10/24/2018	\$0.00	0.00	\$800,593.00	800,593.00	800,593.00	Yes	No
SAN DIEGO	ESCONDIDO UNION ELEMENTARY	58/68098-00-001	Rehabilitation	G	9/14/2017	1/22/2019	0.00	0.00	536,180.88	536,180.88	1,336,773.88	Yes	No
ORANGE	ANAHEIM UNION HIGH	51/66431-00-001	Facility Hardship	G	10/17/2018	3/27/2019	0.00	0.00	2,531,711.56	2,531,711.56	3,868,485.44	Yes	Yes
TULARE	PIXLEY UNION ELEMENTARY	58/72041-00-001	Rehabilitation	G	11/16/2018	3/27/2019	203,460.00	0.00	305,190.00	508,650.00	4,377,135.44	Yes	Yes
LOS ANGELES	BEVERLY HILLS UNIFIED	51/64311-00-006	Facility Hardship	G	1/2/2018	4/24/2019	\$0.00	0.00	\$12,420,810.00	\$12,420,810.00	16,797,945.44	Yes	Yes
MONTEREY	MONTEREY PENINSULA UNIFIED	58/66092-00-006	Rehabilitation	G	12/17/2018	4/24/2019	\$0.00	0.00	\$1,249,422.47	\$1,249,422.47	18,047,367.91	Yes	No
SOLANO	BENICIA UNIFIED	58/70524-00-001	Rehabilitation	G	1/23/2019	5/22/2019	0.00	0.00	1,458,514.00	1,458,514.00	19,505,881.91	Yes	Yes
KERN	MUROC JOINT UNIFIED	51/63685-00-001	Facility Hardship	G	2/11/2019	5/22/2019	2,791,445.10	0.00	2,791,445.10	5,582,890.20	25,088,772.11	Yes	Yes
KERN	MUROC JOINT UNIFIED	58/63685-00-001	Rehabilitation	G	2/11/2019	5/22/2019	400,246.62	0.00	402,385.62	802,632.24	25,891,404.35	Yes	No
KERN	WASCO UNION HIGH	58/63859-00-001	Rehabilitation	G	2/20/2019	5/22/2019	0.00	0.00	631,419.98	631,419.98	26,522,824.33	Yes	Yes
YUBA	WHEATLAND UNION HIGH	58/72769-00-001	Rehabilitation	G	2/21/2019	5/22/2019	0.00	0.00	45,982.00	45,982.00	26,568,806.33	Yes	Yes
HUMBOLDT	KLAMATH-TRINITY JOINT UNIFIED	51/62901-00-015	Facility Hardship	G	4/16/2018	7/23/2019	1,048,571.00	0.00	1,048,571.00	2,097,142.00	28,665,948.33	N/A	Yes
HUMBOLDT	SCOTIA UNION ELEMENTARY	58/63024-00-006	Rehabilitation	G	6/19/2018	7/23/2019	684,513.00	0.00	1,296,486.00	1,980,999.00	30,646,947.33	N/A	Yes
SAN BERNARDINO	ONTARIO-MONTCLAIR	58/67819-00-001	Rehabilitation	G	3/28/2019	8/28/2019	\$0.00	0.00	\$2,367,833.00	2,367,833.00	33,014,780.33	N/A	Yes
SAN BERNARDINO	ONTARIO-MONTCLAIR	58/67819-00-002	Rehabilitation	G	3/28/2019	8/28/2019	\$0.00	0.00	\$2,066,099.03	2,066,099.03	35,080,879.36	N/A	Yes
SONOMA	SEBASTOPOL UNION ELEMENTARY	58/70938-00-001	Rehabilitation	G	4/4/2019	8/28/2019	\$0.00	0.00	\$424,748.00	424,748.00	35,505,627.36	N/A	Yes
SAN LUIS OBISPO	TEMPLETON UNIFIED	58/68841-00-001	Rehabilitation	G	4/12/2019	8/28/2019	\$0.00	0.00	\$215,046.00	215,046.00	35,720,673.36	N/A	Yes
ALAMEDA	OAKLAND UNIFIED	54/61259-09-010	Charter	D	6/5/2017	1/24/2018	0.00	200,206.10	200,206.10	400,412.20	36,121,085.56	No	No
ALAMEDA	OAKLAND UNIFIED	54/61259-09-011	Charter	D	6/5/2017	1/24/2018	0.00	2,150,284.80	2,150,284.80	4,300,569.60	40,421,655.16	No	No
SACRAMENTO	NATOMAS UNIFIED	54/75283-00-008	Charter	D	5/26/2017	2/28/2018	0.00	0.00	285,982.90	285,982.90	40,707,638.06	No	No
ALAMEDA	OAKLAND UNIFIED	54/61259-00-010	Charter	D	6/5/2017	2/28/2018	0.00	1,136,442.50	1,136,442.50	2,272,885.00	42,980,523.06	No	No
SANTA CLARA	ALUM ROCK UNION ELEMENTARY	54/69369-00-003	Charter	D	5/30/2014	6/19/2018	0.00	25,675.55	25,675.55	51,351.10	43,031,874.16	No	No
KINGS	ISLAND UNION ELEMENTARY	57/63933-00-001	Modernization	G	4/24/2014	6/27/2018	256,111.00	0.00	384,168.00	640,279.00	43,672,153.16	Yes	No
SOLANO	SOLANO COUNTY OFFICE OF EDUCATION	57/10488-00-022	Modernization	G	4/28/2014	6/27/2018	292,000.00	0.00	438,000.00	730,000.00	44,402,153.16	Yes	Yes
SOLANO	SOLANO COUNTY OFFICE OF EDUCATION	57/10488-00-022	Modernization	G	4/28/2014	9/26/2018	23,746.00	0.00	35,618.00	59,364.00	44,461,517.16	Yes	Yes
KERN	MCFARLAND UNIFIED	57/73908-00-006	Modernization	G	5/12/2014	6/27/2018	0.00	0.00	1,200,683.00	1,200,683.00	45,662,200.16	Yes	Yes
TULARE	WOODLAKE UNIFIED	57/76794-00-002	Modernization	G	5/14/2014	6/27/2018	0.00	0.00	2,594,328.00	2,594,328.00	48,256,528.16	Yes	Yes
SAN JOAQUIN	LINCOLN UNIFIED	57/68569-00-013	Modernization	G	6/12/2014	8/15/2018	0.00	0.00	260,771.00	260,771.00	48,517,299.16	Yes	Yes
SAN JOAQUIN	LINCOLN UNIFIED	57/68569-00-014	Modernization	G	6/12/2014	8/15/2018	0.00	0.00	676,118.00	676,118.00	49,193,417.16	Yes	Yes
ALAMEDA	SAN LORENZO UNIFIED	54/61309-00-003	Charter	D	6/5/2017	12/11/2018	0.00	845,455.40	845,455.40	1,690,910.80	50,884,327.96	No	No
TULARE	THREE RIVERS UNION ELEMENTARY	57/72207-00-002	Modernization	G	4/11/2014	1/22/2019	0.00	0.00	1,033,272.00	1,033,272.00	51,917,599.96	Yes	Yes
ALAMEDA	OAKLAND UNIFIED	54/61259-12-005	Charter	D	5/26/2017	1/22/2019	0.00	185,933.00	185,933.00	371,866.00	52,289,465.96	No	Yes
ALAMEDA	OAKLAND UNIFIED	54/61259-12-006	Charter	D	5/26/2017	1/22/2019	0.00	189,067.00	189,067.00	378,134.00	52,667,599.96	No	Yes
SAN BERNARDINO	SAN BERNARDINO CITY UNIFIED	54/67876-00-004	Charter	D	6/5/2017	1/22/2019	0.00	229,399.00	229,399.00	458,798.00	53,126,397.96	No	No
SAN DIEGO	CAJON VALLEY UNION ELEMENTARY	54/67991-00-002	Charter	D	6/5/2017	1/22/2019	0.00	262,883.30	262,883.30	525,766.60	53,652,164.56	Yes	Yes
SAN DIEGO	CAJON VALLEY UNION ELEMENTARY	54/67991-00-003	Charter	D	6/5/2017	1/22/2019	0.00	174,177.90	174,177.90	348,355.80	54,000,520.36	Yes	Yes
FRESNO	WASHINGTON COLONY ELEMENTARY	50/62513-00-001	New Construction	G	8/20/2014	2/27/2019	720,898.07	0.00	852,965.00	1,573,863.07	55,574,383.43	Yes	Yes
FRESNO	CLOVIS UNIFIED	57/62117-00-042	Modernization	G	9/16/2014	2/27/2019	0.00	0.00	695,814.00	695,814.00	56,270,197.43	Yes	Yes
FRESNO	CLOVIS UNIFIED	57/62117-00-043	Modernization	G	9/16/2014	2/27/2019	0.00	0.00	1,007,271.00	1,007,271.00	57,277,468.43	Yes	Yes
SAN BERNARDINO	COLTON JOINT UNIFIED	57/67686-00-018	Modernization	G	9/17/2014	2/27/2019	0.00	0.00	3,864,418.00	3,864,418.00	61,141,886.43	Yes	Yes
ALAMEDA	DUBLIN UNIFIED	50/75093-00-010	New Construction	G	9/19/2014	2/27/2019	0.00	0.00	28,232,500.00	28,232,500.00	89,374,386.43	Yes	No
FRESNO	CLOVIS UNIFIED	50/62117-00-020	New Construction	G	9/23/2014	2/27/2019	0.00	0.00	342,318.00	342,318.00	89,716,704.43	Yes	Yes
FRESNO	CLOVIS UNIFIED	57/62117-00-044	Modernization	G	9/23/2014	2/27/2019	0.00	0.00	2,098,726.00	2,098,726.00	91,815,430.43	Yes	Yes
SAN JOAQUIN	RIPON UNIFIED	50/68650-00-006	New Construction	G	9/25/2014	2/27/2019	0.00	0.00	6,566,866.00	6,566,866.00	98,382,296.43	Yes	Yes
SAN BERNARDINO	COLTON JOINT UNIFIED	57/67686-00-020	Modernization	G	9/25/2014	2/27/2019	0.00	0.00	2,668,530.00	2,668,530.00	101,050,826.43	Yes	Yes
SAN BERNARDINO	COLTON JOINT UNIFIED	57/67686-00-021	Modernization	G	10/3/2014	2/27/2019	0.00	0.00	1,690,689.00	1,690,689.00	102,741,515.43	Yes	Yes
FRESNO	CLOVIS UNIFIED	57/62117-00-045	Modernization	G	10/6/2014	2/27/2019	0.00	0.00	2,460,977.00	2,460,977.00	105,202,492.43	Yes	Yes
SANTA BARBARA	SANTA BARBARA UNIFIED	57/76786-00-007	Modernization	G	10/8/2014	2/27/2019	0.00	0.00	777,419.00	777,419.00	105,979,911.43	Yes	Yes
SAN FRANCISCO	SAN FRANCISCO UNIFIED	57/68478-26-005	Modernization	G	10/10/2014	2/27/2019	0.00	0.00	20,675,197.00	20,675,197.00	126,655,108.43	Yes	No
SAN FRANCISCO	SAN FRANCISCO UNIFIED	57/68478-00-051	Modernization	G	10/22/2014	2/27/2019	0.00	0.00	6,334,251.00	6,334,251.00	132,989,359.43	Yes	No
SAN BERNARDINO	ETIWANDA ELEMENTARY	50/67702-00-014	New Construction	G	10/23/2014	2/27/2019	0.00	0.00	1,691,195.00	1,691,195.00	134,680,554.43	Yes	Yes
SOLANO	SOLANO COUNTY OFFICE OF EDUCATION	57/10488-00-024	Modernization	G	10/23/2014	2/27/2019	217,896.00	0.00	326,844.00	544,740.00	135,225,294.43	No	No
SAN DIEGO	CHULA VISTA ELEMENTARY	54/68023-00-002	Charter	G	10/24/2018	2/27/2019	0.00	0.00	2,865,666.00	2,865,666.00	138,090,960.43	Yes	No
VENTURA	SIMI VALLEY UNIFIED	57/72603-00-033	Modernization	G	10/29/2014	2/27/2019	0.00	0.00	1,996,455.00	1,996,455.00	140,087,415.43	Yes	No
LOS ANGELES	NEWHALL ELEMENTARY	50/64832-00-005	New Construction	G	10/30/2014	2/27/2019	0.00	0.00	5,214,730.00	5,214,730.00	145,302,145.43	Yes	Yes
LOS ANGELES	NEWHALL ELEMENTARY	50/64832-00-006	New Construction	G	10/30/2014	2/27/2019	0.00	0.00	5,046,085.00	5,046,085.00	150,348,230.43	Yes	Yes
VENTURA	OXNARD ELEMENTARY	57/72538-00-026	Modernization	G	11/13/2014	2/27/2019	0.00	0.00	1,097,886.00	1,097,886.00	151,446,116.43	Yes	Yes
VENTURA	OXNARD ELEMENTARY	50/72538-00-011	New Construction	G	11/14/2014	2/27/2019	0.00	0.00	9,680,523.00	9,680,523.00	161,126,639.43	Yes	Yes
GLENN	PLAZA ELEMENTARY	50/62638-00-002	New Construction	D	12/3/2014	2/27/2019	129,287.00	0.00	129,383.00	258,670.00	161,385,309.43	Yes	Yes
TULARE	LIBERTY ELEMENTARY	50/71985-00-003	New Construction	D	12/3/2014	2/27/2019	676,272.00	0.00	749,181.00	1,425,453.00	162,810,762.43	Yes	Yes
TULARE	VISALIA UNIFIED	50/72256-00-028	New Construction	G	12/3/2014	2/27/2019	0.00	0.00	5,721,022.00	5,721,022.00	168,531,784.43	Yes	No
TULARE	VISALIA UNIFIED	57/72256-00-021	Modernization	G	12/3/2014	2/27/2019	0.00	0.00	711,314.00	711,314.00	169,243,098.43	Yes	No
SAN JOAQUIN	TRACY JOINT UNIFIED	54/75499-00-003	Charter	G	7/13/2018	2/27/2019	0.00	0.00	2,486,180.40	2,486,180.40	171,729,278.83	Yes	Yes
SAN JOAQUIN	TRACY JOINT UNIFIED	54/75499-00-004	Charter	G	7/13/2018	2/27/2019	0.00	0.00	2,365,810.30	2,365,810.30	174,095,089.13	Yes	Yes
FRESNO	CENTRAL UNIFIED	50/73965-00-018	New Construction	G	10/31/2014	3/27/2019	0.00	0.00	41,273,291.00	41,273,291.00	215,368,380.13	Yes	No
MARIN	MILL VALLEY ELEMENTARY	57/65391-00-009	Modernization	G	12/5/2014	3/27/2019	0.00	0.00	1,727,462.00	1,727,462.00	217,095,842.13	Yes	No
FRESNO	CLOVIS UNIFIED	57/62117-00-046	Modernization	G	12/23/2014	3/27/2019	0.00	0.00	3,207,308.00	3,207,308.00	220,303,150.13	Yes	No
SAN FRANCISCO	SAN FRANCISCO UNIFIED	57/68478-00-052	Modernization	G	12/23/2014	3/27/2019	0.00	0.00	2,418,650.00	2,418,650.00	222,721,800.13	Yes	No
SAN FRANCISCO	SAN FRANCISCO UNIFIED	57/68478-00-053	Modernization	G	12/23/2014	3/27/2019	0.00	0.00	4,617,773.00	4,617,773.00	227,339,573.13	Yes	No
MONTEREY	MONTEREY COUNTY OFFICE OF EDUCATION	50/10272-00-011	New Construction	G	12/30/2014	3/27/2019	3,644,938.00	0.00	3,820,607.00	7,465,545.00	234,805,118.13	Yes	Yes
BUTTE	MANZANITA ELEMENTARY	57/61499-00-001	Modernization	G	12/30/2014	3/27/2019	706,127.00	0.00	1,464,265.00	2,170,392.00	236,975,510.13	No	No
ORANGE	IRVINE UNIFIED	50/73650-00-021	New Construction	G	1/8/2015	3/27/2019	0.00	0.00	122,916,550.00	122,916,550.00	359,892,060.13	Yes	Yes
MARIN	ROSS VALLEY	50/75002-00-002	New Construction	G	10/28/2013	4/24/2019	0.00	0.00	2,934,760.00	2,934,760.00	362,826,820.13	Yes	Yes
MERCED													

Unfunded Approvals as of
August 28, 2019 SAB

County	School District	Application Number	Program	Approval	Received Date	SAB Unfunded Approval	Financial Hardship Apportionment	Loan	State Share	Total Apportionment	Cumulative Amount	Submitted Certification Letter May 2019	Grant Agreement Received as of 05/29/2019
BUTTE	MANZANITA ELEMENTARY	50/61499-00-002	New Construction	G	12/30/2014	4/24/2019	1,956,667.00	0.00	2,236,591.00	4,193,258.00	384,759,986.13	No	No
LOS ANGELES	LONG BEACH UNIFIED	57/64725-00-019	Modernization	G	2/5/2015	4/24/2019	0.00	0.00	8,332,211.00	8,332,211.00	393,092,197.13	Yes	No
ORANGE	ANAHEIM ELEMENTARY	57/66423-00-031	Modernization	G	2/17/2015	4/24/2019	0.00	0.00	5,625,925.00	5,625,925.00	398,718,122.13	Yes	No
SAN FRANCISCO	SAN FRANCISCO UNIFIED	57/68478-00-054	Modernization	G	2/17/2015	4/24/2019	0.00	0.00	2,378,323.00	2,378,323.00	401,096,445.13	Yes	No
KERN	MCFARLAND UNIFIED	50/73908-00-010	New Construction	G	2/23/2015	4/24/2019	0.00	0.00	5,283,612.00	5,283,612.00	406,380,057.13	Yes	Yes
SAN JOAQUIN	JEFFERSON ELEMENTARY	57/68544-00-001	Modernization	G	3/19/2015	4/24/2019	0.00	0.00	2,583,090.00	2,583,090.00	408,963,147.13	Yes	Yes
SACRAMENTO	ELK GROVE UNIFIED	50/67314-00-044	New Construction	G	3/23/2015	4/24/2019	0.00	0.00	6,099,741.00	6,099,741.00	415,062,888.13	Yes	Yes
SACRAMENTO	ELK GROVE UNIFIED	57/67314-00-019	Modernization	G	3/23/2015	4/24/2019	0.00	0.00	1,349,280.00	1,349,280.00	416,412,168.13	Yes	Yes
SANTA CLARA	FREMONT UNION HIGH	50/69468-04-001	New Construction	G	3/25/2015	4/24/2019	0.00	0.00	1,862,325.00	1,862,325.00	418,274,493.13	Yes	Yes
SANTA CLARA	FREMONT UNION HIGH	57/69468-00-016	Modernization	G	3/25/2015	4/24/2019	0.00	0.00	1,471,457.00	1,471,457.00	419,745,950.13	Yes	Yes
GLENN	CAPAY JOINT UNION ELEMENTARY	57/62554-00-002	Modernization	G	3/27/2015	4/24/2019	727,145.00	0.00	1,142,699.00	1,869,844.00	421,615,794.13	Yes	No
SAN BERNARDINO	CHAFFEY JOINT UNION HIGH	50/67652-00-016	New Construction	G	4/3/2015	4/24/2019	0.00	0.00	1,834,990.00	1,834,990.00	423,450,784.13	Yes	No
SAN BERNARDINO	CHAFFEY JOINT UNION HIGH	50/67652-00-017	New Construction	G	4/3/2015	4/24/2019	0.00	0.00	2,416,773.00	2,416,773.00	425,867,557.13	Yes	No
KERN	BAKERSFIELD CITY ELEMENTARY	57/63321-00-016	Modernization	G	4/8/2015	4/24/2019	0.00	0.00	5,431,830.00	5,431,830.00	431,299,387.13	Yes	Yes
SANTA BARBARA	SANTA MARIA-BONITA	50/69120-00-018	New Construction	G	4/10/2015	4/24/2019	0.00	0.00	1,938,152.00	1,938,152.00	433,237,539.13	Yes	Yes
SANTA BARBARA	SANTA MARIA-BONITA	50/69120-00-019	New Construction	G	4/10/2015	4/24/2019	0.00	0.00	3,185,688.00	3,185,688.00	436,423,227.13	Yes	Yes
ORANGE	IRVINE UNIFIED	50/73650-00-022	New Construction	G	4/13/2015	4/24/2019	0.00	0.00	30,701,042.00	30,701,042.00	467,124,269.13	Yes	No
SAN FRANCISCO	SAN FRANCISCO UNIFIED	57/68478-00-055	Modernization	G	4/14/2015	4/24/2019	0.00	0.00	4,547,098.00	4,547,098.00	471,671,367.13	Yes	No
LOS ANGELES	SULPHUR SPRINGS UNION ELEMENTARY	50/65045-00-010	New Construction	G	4/28/2015	4/24/2019	0.00	0.00	5,692,799.00	5,692,799.00	477,364,166.13	Yes	Yes
ORANGE	IRVINE UNIFIED	50/73650-00-023	New Construction	G	4/29/2015	4/24/2019	0.00	0.00	39,693,767.00	39,693,767.00	517,057,933.13	Yes	Yes
SAN BERNARDINO	CHAFFEY JOINT UNION HIGH	50/67652-00-018	New Construction	G	5/1/2015	4/24/2019	0.00	0.00	2,815,318.00	2,815,318.00	519,873,251.13	Yes	No
SAN FRANCISCO	SAN FRANCISCO UNIFIED	57/68478-00-056	Modernization	G	5/4/2015	4/24/2019	0.00	0.00	3,021,897.00	3,021,897.00	522,895,148.13	Yes	No
SAN BERNARDINO	CHAFFEY JOINT UNION HIGH	50/67652-00-019	New Construction	G	5/7/2015	4/24/2019	0.00	0.00	3,543,020.00	3,543,020.00	526,438,168.13	Yes	No
SAN DIEGO	SAN DIEGO UNION HIGH	50/68346-00-004	New Construction	G	5/8/2015	4/24/2019	0.00	0.00	15,622,238.00	15,622,238.00	542,060,406.13	Yes	Yes
SAN DIEGO	SAN DIEGO UNION HIGH	50/68346-00-004	New Construction	G	5/8/2015	5/22/2019	0.00	0.00	9,385.00	9,385.00	542,069,791.13	Yes	Yes
LOS ANGELES	TEMPLE CITY UNIFIED	57/65052-00-009	Modernization	G	5/14/2015	4/24/2019	0.00	0.00	2,507,334.00	2,507,334.00	544,577,125.13	No	No
FRESNO	BURREL UNION ELEMENTARY	57/62042-00-001	Modernization	D	5/22/2015	4/24/2019	65,793.00	0.00	98,690.00	164,483.00	544,741,608.13	No	Yes
FRESNO	SANGER UNIFIED	57/62414-00-014	Modernization	G	5/28/2015	4/24/2019	0.00	0.00	997,535.00	997,535.00	545,739,143.13	Yes	No
SAN FRANCISCO	SAN FRANCISCO UNIFIED	57/68478-00-057	Modernization	G	5/29/2015	4/24/2019	0.00	0.00	3,933,037.00	3,933,037.00	549,672,180.13	Yes	No
RIVERSIDE	PALM SPRINGS UNIFIED	57/67173-00-009	Modernization	G	6/11/2015	4/24/2019	0.00	0.00	4,034,846.00	4,034,846.00	553,707,026.13	Yes	Yes
LOS ANGELES	TEMPLE CITY UNIFIED	50/65052-00-002	New Construction	G	6/19/2015	4/24/2019	0.00	0.00	213,824.00	213,824.00	553,920,850.13	No	No
FRESNO	CLOVIS UNIFIED	57/62117-00-047	Modernization	G	6/19/2015	4/24/2019	0.00	0.00	3,083,950.00	3,083,950.00	557,004,800.13	Yes	No
TULARE	DINUBA UNIFIED	57/75531-00-010	Modernization	D	6/22/2015	4/24/2019	69,660.00	0.00	104,490.00	174,150.00	557,178,950.13	Yes	No
TULARE	DINUBA UNIFIED	57/75531-00-010	Modernization	G	5/13/2016	8/28/2019	\$415,041.00	0.00	\$622,561.00	1,037,602.00	558,216,552.13	Yes	Yes
TULARE	DINUBA UNIFIED	57/75531-00-011	Modernization	D	6/22/2015	4/24/2019	17,179.00	0.00	83,592.00	100,771.00	558,317,323.13	Yes	No
IMPERIAL	BRAWLEY ELEMENTARY	57/63073-00-002	Modernization	G	6/25/2015	4/24/2019	0.00	0.00	469,748.00	469,748.00	558,787,071.13	Yes	No
SACRAMENTO	SACRAMENTO CITY UNIFIED	54/67439-00-008	Charter	S	6/5/2017	5/2/2019	0.00	212,228.00	212,228.00	424,456.00	559,211,527.13	No	No
LOS ANGELES	LOS ANGELES UNIFIED	54/64733-00-102	Charter	S	6/1/2017	5/2/2019	0.00	7,441,670.00	7,441,670.00	14,883,340.00	574,094,867.13	Yes	Yes
TULARE	LINDSAY UNIFIED	57/71993-00-006	Modernization	G	7/18/2014	5/22/2019	1,086,994.00	0.00	1,630,935.00	2,717,929.00	576,812,796.13	Yes	Yes
TULARE	LINDSAY UNIFIED	57/71993-00-007	Modernization	G	7/18/2014	5/22/2019	0.00	0.00	1,786,615.00	1,786,615.00	578,599,411.13	Yes	Yes
TULARE	LINDSAY UNIFIED	57/71993-00-008	Modernization	G	7/18/2014	5/22/2019	1,027,429.00	0.00	1,541,144.00	2,568,573.00	581,167,984.13	Yes	Yes
SAN JOAQUIN	RIPON UNIFIED	57/68650-00-003	Modernization	G	10/23/2014	5/22/2019	0.00	0.00	517,128.00	517,128.00	581,685,112.13	Yes	No
LOS ANGELES	TEMPLE CITY UNIFIED	57/65052-00-010	Modernization	G	6/26/2015	5/22/2019	0.00	0.00	2,013,203.00	2,013,203.00	583,698,315.13	No	No
ORANGE	IRVINE UNIFIED	50/73650-00-024	New Construction	G	7/22/2015	5/22/2019	0.00	0.00	497,281.00	497,281.00	584,195,596.13	Yes	No
ORANGE	IRVINE UNIFIED	50/73650-00-025	New Construction	G	7/22/2015	5/22/2019	0.00	0.00	545,953.00	545,953.00	584,741,549.13	Yes	No
LOS ANGELES	CULVER CITY UNIFIED	57/64444-00-015	Modernization	G	7/27/2015	5/22/2019	0.00	0.00	713,588.00	713,588.00	585,455,137.13	Yes	No
SAN MATEO	SEQUOIA UNION HIGH	50/69062-01-006	New Construction	G	7/29/2015	5/22/2019	0.00	0.00	2,350,683.00	2,350,683.00	587,805,820.13	Yes	Yes
MONTEREY	ALISAL UNION	50/65961-00-009	New Construction	G	7/30/2015	5/22/2019	0.00	0.00	728,113.00	728,113.00	588,533,933.13	Yes	No
SOLANO	SOLANO COUNTY OFFICE OF EDUCATION	50/10488-00-029	New Construction	G	8/3/2015	5/22/2019	879,653.50	0.00	879,653.50	1,759,307.00	590,293,240.13	No	No
RIVERSIDE	PALM SPRINGS UNIFIED	50/67173-00-004	New Construction	G	8/3/2015	5/22/2019	0.00	0.00	902,970.00	902,970.00	591,196,210.13	Yes	Yes
VENTURA	OXNARD UNION HIGH	50/72546-00-001	New Construction	G	8/3/2015	5/22/2019	0.00	0.00	13,679,589.00	13,679,589.00	604,875,799.13	Yes	No
SOLANO	SOLANO COUNTY OFFICE OF EDUCATION	57/10488-00-020	Modernization	G	8/3/2015	5/22/2019	202,522.00	0.00	303,783.00	506,305.00	605,382,104.13	No	No
SOLANO	SOLANO COUNTY OFFICE OF EDUCATION	57/10488-00-028	Modernization	G	8/3/2015	5/22/2019	98,562.00	0.00	147,843.00	246,405.00	605,628,509.13	No	No
ORANGE	IRVINE UNIFIED	50/73650-00-026	New Construction	G	8/5/2015	5/22/2019	0.00	0.00	1,267,906.00	1,267,906.00	606,896,415.13	Yes	No
ORANGE	IRVINE UNIFIED	50/73650-00-027	New Construction	G	8/5/2015	5/22/2019	0.00	0.00	1,140,512.00	1,140,512.00	608,038,927.13	Yes	No
SACRAMENTO	TWIN RIVERS UNIFIED	57/76505-00-041	Modernization	G	8/6/2015	5/22/2019	0.00	0.00	323,982.00	323,982.00	608,360,909.13	Yes	No
FRESNO	CLOVIS UNIFIED	57/62117-00-048	Modernization	G	8/7/2015	5/22/2019	0.00	0.00	1,271,328.00	1,271,328.00	609,632,237.13	Yes	No
LOS ANGELES	CULVER CITY UNIFIED	57/64444-00-012	Modernization	G	8/11/2015	5/22/2019	0.00	0.00	654,609.00	654,609.00	610,286,846.13	Yes	No
LOS ANGELES	DOWNEY UNIFIED	50/64451-00-012	New Construction	G	8/12/2015	5/22/2019	0.00	0.00	221,014.00	221,014.00	610,507,860.13	Yes	No
MERCED	MERCED CITY ELEMENTARY	50/65771-00-017	New Construction	G	8/17/2015	5/22/2019	0.00	0.00	183,180.00	183,180.00	610,691,040.13	Yes	No
MERCED	MERCED CITY ELEMENTARY	50/65771-00-018	New Construction	G	8/17/2015	5/22/2019	0.00	0.00	282,564.00	282,564.00	610,973,604.13	Yes	No
MERCED	MERCED CITY ELEMENTARY	50/65771-00-019	New Construction	G	8/17/2015	5/22/2019	0.00	0.00	355,567.00	355,567.00	611,329,171.13	Yes	No
MERCED	MERCED CITY ELEMENTARY	50/65771-00-020	New Construction	G	8/17/2015	5/22/2019	0.00	0.00	5,952,067.00	5,952,067.00	617,281,238.13	Yes	No
FRESNO	FRESNO UNIFIED	50/62166-08-001	New Construction	G	8/17/2015	5/22/2019	0.00	0.00	1,657,361.00	1,657,361.00	618,938,599.13	Yes	No
FRESNO	SANGER UNIFIED	50/62414-00-015	New Construction	G	8/19/2015	5/22/2019	0.00	0.00	854,840.00	854,840.00	619,793,439.13	Yes	No
IMPERIAL	BRAWLEY ELEMENTARY	50/63073-00-001	New Construction	G	8/25/2015	5/22/2019	0.00	0.00	2,241,367.00	2,241,367.00	622,034,806.13	Yes	No
MARIN	LARKSPUR-CORTE MADERA	50/65367-00-001	New Construction	G	8/28/2015	5/22/2019	0.00	0.00	1,331,078.00	1,331,078.00	623,365,884.13	Yes	No
LOS ANGELES	POMONA UNIFIED	57/64907-00-026	Modernization	G	9/2/2015	5/22/2019	0.00	0.00	1,334,050.00	1,334,050.00	624,699,934.13	Yes	Yes
LOS ANGELES	POMONA UNIFIED	57/64907-00-027	Modernization	G	9/2/2015	5/22/2019	0.00	0.00	1,194,234.00	1,194,234.00	625,894,168.13	Yes	Yes
ALAMEDA	FREMONT UNIFIED	50/61176-00-005	New Construction	G	9/18/2015	5/22/2019	0.00	0.00	1,445,723.00	1,445,723.00	627,339,891.13	Yes	Yes
ALAMEDA	FREMONT UNIFIED	50/61176-00-006	New Construction	G	9/18/2015	5/22/2019	0.00	0.00	1,494,067.00	1,494,067.00	628,833,958.13	Yes	Yes
SANTA BARBARA	SANTA MARIA JOINT UNION HIGH	50/69310-00-006	New Construction	G	9/18/2015	5/22/2019	0.00	0.00	3,056,986.50	3,056,986.50	631,890,944.63	Yes	Yes
FRESNO	CLOVIS UNIFIED	50/62117-00-021	New Construction	G	9/22/2015	5/22/2019	0.00	0.00	12,225,281.00	12,225,281.00	644,116,225.63	Yes	No
FRESNO	CLOVIS UNIFIED	50/62117-00-021	New Construction	G	9/22/2015	8/28/2019	\$0.00	0.00	146,570.00	146,570.00	644,262		

Unfunded Approvals as of
August 28, 2019 SAB

County	School District	Application Number	Program	Approval	Received Date	SAB Unfunded Approval	Financial Hardship Apportionment	Loan	State Share	Total Apportionment	Cumulative Amount	Submitted Certification Letter May 2019	Grant Agreement Received as of 05/29/2019
SAN BERNARDINO	VICTOR ELEMENTARY	50/67918-00-010	New Construction	G	9/28/2015	5/22/2019	0.00	0.00	10,690,241.00	10,690,241.00	657,420,750.63	Yes	Yes
KERN	TAFT CITY ELEMENTARY	57/63800-00-005	Modernization	G	9/28/2015	5/22/2019	0.00	0.00	1,135,638.00	1,135,638.00	658,556,388.63	Yes	No
KERN	TAFT CITY ELEMENTARY	57/63800-00-006	Modernization	G	9/30/2015	5/22/2019	0.00	0.00	577,274.00	577,274.00	659,133,662.63	Yes	No
SAN DIEGO	GROSSMONT UNION HIGH	50/68130-12-007	New Construction	G	10/1/2015	5/22/2019	0.00	0.00	2,558,969.00	2,558,969.00	661,692,631.63	Yes	No
FRESNO	RIVERDALE JOINT UNIFIED	50/75408-00-001	New Construction	G	10/1/2015	5/22/2019	0.00	0.00	1,907,637.00	1,907,637.00	663,600,268.63	Yes	Yes
SAN DIEGO	GROSSMONT UNION HIGH	57/68130-00-022	Modernization	G	10/1/2015	5/22/2019	0.00	0.00	360,971.00	360,971.00	663,961,239.63	Yes	No
TULARE	ALTA VISTA ELEMENTARY	57/71811-00-003	Modernization	D	10/2/2015	5/22/2019	117,012.00	0.00	185,189.00	302,201.00	664,263,440.63	Yes	No
LOS ANGELES	LOS ANGELES UNIFIED	54/64733-00-103	Charter	D	5/30/2017	5/22/2019	0.00	573,300.00	573,300.00	1,146,600.00	665,410,040.63	Yes	Yes
LOS ANGELES	LOS ANGELES UNIFIED	54/64733-00-103	Charter	S	5/30/2017	5/22/2019	0.00	7,767,000.00	7,767,000.00	15,534,000.00	680,944,040.63	Yes	Yes
ALAMEDA	OAKLAND UNIFIED	54/61259-00-004	Charter	G	11/16/2018	5/22/2019	0.00	6,192,639.10	6,192,639.10	12,385,278.20	693,329,318.83	Yes	Yes
ALAMEDA	OAKLAND UNIFIED	54/61259-13-003	Charter	G	11/16/2018	5/22/2019	0.00	877,948.60	877,948.60	1,755,897.20	695,085,216.03	Yes	Yes
ALAMEDA	OAKLAND UNIFIED	54/61259-13-004	Charter	G	11/16/2018	5/22/2019	0.00	599,181.80	599,181.80	1,198,363.60	696,283,579.63	Yes	Yes
KERN	MUROC JOINT UNIFIED	55/63685-00-001	Career Tech New Construction	G	1/29/2019	5/22/2019	0.00	0.00	3,000,000.00	3,000,000.00	699,283,579.63	Yes	Yes
KERN	MUROC JOINT UNIFIED	55/63685-00-002	Career Tech New Construction	G	1/29/2019	5/22/2019	0.00	0.00	3,000,000.00	3,000,000.00	702,283,579.63	Yes	Yes
SISKIYOU	SCOTT VALLEY UNIFIED	55/76455-00-001	Career Tech New Construction	G	2/7/2019	5/22/2019	0.00	0.00	500,000.00	500,000.00	702,783,579.63	Yes	No
SAN FRANCISCO	SAN FRANCISCO UNIFIED	59/68478-13-002	Career Tech Rehabilitation	G	2/7/2019	5/22/2019	0.00	0.00	1,433,437.00	1,433,437.00	704,217,016.63	Yes	No
MADERA	MADERA UNIFIED	55/65243-00-006	Career Tech New Construction	G	2/8/2019	5/22/2019	0.00	0.00	2,206,809.00	2,206,809.00	706,423,825.63	Yes	Yes
MADERA	MADERA UNIFIED	55/65243-00-007	Career Tech New Construction	G	2/8/2019	5/22/2019	0.00	0.00	697,962.00	697,962.00	707,121,787.63	Yes	Yes
TEHAMA	RED BLUFF JOINT UNION HIGH	55/71639-00-002	Career Tech New Construction	G	2/8/2019	5/22/2019	0.00	0.00	3,000,000.00	3,000,000.00	710,121,787.63	Yes	Yes
TULARE	LINDSAY UNIFIED	55/71993-00-002	Career Tech New Construction	G	2/8/2019	5/22/2019	0.00	0.00	3,000,000.00	3,000,000.00	713,121,787.63	Yes	No
MONTEREY	SOUTH MONTEREY COUNTY HIGH	59/66068-00-002	Career Tech Rehabilitation	G	2/8/2019	5/22/2019	0.00	0.00	1,500,000.00	1,500,000.00	714,621,787.63	Yes	No
LOS ANGELES	TORRANCE UNIFIED	55/65060-00-006	Career Tech New Construction	G	2/11/2019	5/22/2019	0.00	0.00	3,000,000.00	3,000,000.00	717,621,787.63	Yes	No
RIVERSIDE	PALM SPRINGS UNIFIED	55/67173-00-001	Career Tech New Construction	G	2/11/2019	5/22/2019	0.00	0.00	2,608,891.00	2,608,891.00	720,230,678.63	Yes	No
RIVERSIDE	PERRIS UNION HIGH	55/67207-00-004	Career Tech New Construction	G	2/11/2019	5/22/2019	0.00	0.00	3,000,000.00	3,000,000.00	723,230,678.63	Yes	No
RIVERSIDE	PERRIS UNION HIGH	55/67207-00-005	Career Tech New Construction	G	2/11/2019	5/22/2019	0.00	0.00	3,000,000.00	3,000,000.00	726,230,678.63	Yes	No
MARIN	NOVATO UNIFIED	55/65417-00-002	Career Tech New Construction	G	2/12/2019	5/22/2019	0.00	0.00	1,428,480.00	1,428,480.00	727,659,158.63	Yes	Yes
ORANGE	SANTA ANA UNIFIED	55/66670-00-003	Career Tech New Construction	G	2/12/2019	5/22/2019	0.00	0.00	3,000,000.00	3,000,000.00	730,659,158.63	No	No
FRESNO	KINGS CANYON JOINT UNIFIED	55/62265-00-003	Career Tech New Construction	G	2/13/2019	5/22/2019	0.00	0.00	388,061.00	388,061.00	731,047,219.63	Yes	No
LOS ANGELES	LOS ANGELES UNIFIED	55/64733-00-022	Career Tech New Construction	G	2/13/2019	5/22/2019	0.00	0.00	3,000,000.00	3,000,000.00	734,047,219.63	No	No
LOS ANGELES	LOS ANGELES UNIFIED	55/64733-00-026	Career Tech New Construction	G	2/13/2019	5/22/2019	0.00	0.00	2,834,843.00	2,834,843.00	736,882,062.63	Yes	No
SANTA CRUZ	SAN LORENZO VALLEY UNIFIED	55/69807-00-002	Career Tech New Construction	G	2/13/2019	5/22/2019	0.00	0.00	2,418,655.00	2,418,655.00	739,300,717.63	Yes	No
SANTA CRUZ	SAN LORENZO VALLEY UNIFIED	55/69807-00-003	Career Tech New Construction	G	2/13/2019	5/22/2019	0.00	0.00	2,420,583.00	2,420,583.00	741,721,300.63	Yes	No
LOS ANGELES	LOS ANGELES UNIFIED	59/64733-00-031	Career Tech Rehabilitation	G	2/13/2019	5/22/2019	0.00	0.00	1,147,372.00	1,147,372.00	742,868,672.63	No	No
SAN DIEGO	SAN DIEGO UNIFIED	59/68338-00-010	Career Tech Rehabilitation	G	2/13/2019	5/22/2019	0.00	0.00	388,562.00	388,562.00	743,257,234.63	Yes	No
SAN DIEGO	SAN DIEGO UNIFIED	59/68338-00-015	Career Tech Rehabilitation	G	2/13/2019	5/22/2019	0.00	0.00	1,500,000.00	1,500,000.00	744,757,234.63	Yes	No
ALAMEDA	CASTRO VALLEY UNIFIED	55/61150-00-001	Career Tech New Construction	G	2/14/2019	5/22/2019	0.00	0.00	2,889,208.00	2,889,208.00	747,646,442.63	Yes	No
FRESNO	CLOVIS UNIFIED	55/62117-00-013	Career Tech New Construction	G	2/14/2019	5/22/2019	0.00	0.00	890,041.00	890,041.00	748,536,483.63	Yes	No
FRESNO	FRESNO UNIFIED	55/62166-00-010	Career Tech New Construction	G	2/14/2019	5/22/2019	0.00	0.00	3,000,000.00	3,000,000.00	751,536,483.63	Yes	No
LOS ANGELES	CENTINELA VALLEY UNION HIGH	55/64352-00-005	Career Tech New Construction	G	2/14/2019	5/22/2019	0.00	0.00	2,029,092.00	2,029,092.00	753,565,575.63	Yes	Yes
LOS ANGELES	WILLIAM S. HART UNION HIGH	55/65136-00-002	Career Tech New Construction	G	2/14/2019	5/22/2019	0.00	0.00	1,788,577.00	1,788,577.00	755,354,152.63	Yes	Yes
MERCED	HILMAR UNIFIED	55/65698-00-001	Career Tech New Construction	G	2/14/2019	5/22/2019	0.00	0.00	861,580.00	861,580.00	756,215,732.63	No	No
NAPA	NAPA VALLEY UNIFIED	55/66266-00-005	Career Tech New Construction	G	2/14/2019	5/22/2019	0.00	0.00	1,680,213.00	1,680,213.00	757,895,945.63	Yes	No
NAPA	NAPA VALLEY UNIFIED	55/66266-00-006	Career Tech New Construction	G	2/14/2019	5/22/2019	0.00	0.00	3,000,000.00	3,000,000.00	760,895,945.63	Yes	No
RIVERSIDE	MORENO VALLEY UNIFIED	55/67124-00-001	Career Tech New Construction	G	2/14/2019	5/22/2019	0.00	0.00	3,000,000.00	3,000,000.00	763,895,945.63	Yes	No
TEHAMA	CORNING UNION HIGH	55/71506-00-001	Career Tech New Construction	G	2/14/2019	5/22/2019	0.00	0.00	676,660.00	676,660.00	764,572,605.63	Yes	No
VENTURA	FILLMORE UNIFIED	55/72454-00-002	Career Tech New Construction	G	2/14/2019	5/22/2019	0.00	0.00	3,000,000.00	3,000,000.00	767,572,605.63	Yes	No
YUBA	WHEATLAND UNION HIGH	55/72769-00-001	Career Tech New Construction	G	2/14/2019	5/22/2019	0.00	0.00	2,995,859.00	2,995,859.00	770,568,464.63	No	No
ORANGE	IRVINE UNIFIED	55/73650-00-005	Career Tech New Construction	G	2/14/2019	5/22/2019	0.00	0.00	3,000,000.00	3,000,000.00	773,568,464.63	Yes	No
FRESNO	FIREBAUGH-LAS DELTAS UNIFIED	55/73809-00-002	Career Tech New Construction	G	2/14/2019	5/22/2019	0.00	0.00	2,193,832.00	2,193,832.00	775,762,296.63	Yes	No
MADERA	GOLDEN VALLEY UNIFIED	55/75580-00-004	Career Tech New Construction	G	2/14/2019	5/22/2019	0.00	0.00	234,891.00	234,891.00	775,997,187.63	Yes	Yes
MADERA	GOLDEN VALLEY UNIFIED	55/75580-00-005	Career Tech New Construction	G	2/14/2019	5/22/2019	0.00	0.00	3,000,000.00	3,000,000.00	778,997,187.63	Yes	No
LOS ANGELES	WISEBURN UNIFIED	55/76869-00-001	Career Tech New Construction	G	2/14/2019	5/22/2019	0.00	0.00	130,269.00	130,269.00	779,127,456.63	Yes	No
LOS ANGELES	WISEBURN UNIFIED	55/76869-00-002	Career Tech New Construction	G	2/14/2019	5/22/2019	0.00	0.00	113,376.00	113,376.00	779,240,832.63	Yes	No
LOS ANGELES	WISEBURN UNIFIED	55/76869-00-003	Career Tech New Construction	G	2/14/2019	5/22/2019	0.00	0.00	555,286.00	555,286.00	779,796,118.63	Yes	No
LOS ANGELES	WISEBURN UNIFIED	55/76869-00-004	Career Tech New Construction	G	2/14/2019	5/22/2019	0.00	0.00	829,096.00	829,096.00	780,625,214.63	Yes	No
BUTTE	CHICO UNIFIED	55/61424-00-006	Career Tech New Construction	G	2/14/2019	5/22/2019	0.00	0.00	748,639.00	748,639.00	781,373,853.63	No	No
BUTTE	CHICO UNIFIED	59/61424-00-008	Career Tech Rehabilitation	G	2/14/2019	5/22/2019	0.00	0.00	363,922.00	363,922.00	781,737,775.63	Yes	No
FRESNO	FRESNO UNIFIED	59/62166-00-005	Career Tech Rehabilitation	G	2/14/2019	5/22/2019	0.00	0.00	848,442.00	848,442.00	782,586,217.63	Yes	No
LOS ANGELES	LYNWOOD UNIFIED	59/64774-00-001	Career Tech Rehabilitation	G	2/14/2019	5/22/2019	0.00	0.00	248,946.00	248,946.00	782,835,163.63	Yes	No
RIVERSIDE	ALVOND UNIFIED	59/66977-00-001	Career Tech Rehabilitation	G	2/14/2019	5/22/2019	0.00	0.00	1,499,528.00	1,499,528.00	784,334,691.63	Yes	No
SACRAMENTO	SAN JUAN UNIFIED	59/67447-00-003	Career Tech Rehabilitation	G	2/14/2019	5/22/2019	0.00	0.00	1,500,000.00	1,500,000.00	785,834,691.63	Yes	No
FRESNO	FIREBAUGH-LAS DELTAS UNIFIED	59/73809-00-003	Career Tech Rehabilitation	G	2/14/2019	5/22/2019	0.00	0.00	2,293,128.00	2,293,128.00	788,127,819.63	Yes	No
FRESNO	CLOVIS UNIFIED	55/62117-00-014	Career Tech New Construction	G	2/14/2019	5/22/2019	0.00	0.00	1,698,156.00	1,698,156.00	789,825,975.63	Yes	No
FRESNO	FOWLER UNIFIED	55/62158-00-001	Career Tech New Construction	G	2/15/2019	5/22/2019	0.00	0.00	805,777.00	805,777.00	790,631,752.63	Yes	No
KERN	KERN HIGH	55/63529-00-018	Career Tech New Construction	G	2/15/2019	5/22/2019	0.00	0.00	1,040,424.00	1,040,424.00	791,672,176.63	No	No
KERN	KERN HIGH	55/63529-00-019	Career Tech New Construction	G	2/15/2019	5/22/2019	0.00	0.00	428,790.00	428,790.00	792,100,966.63	Yes	No
LOS ANGELES	LONG BEACH UNIFIED	55/64725-00-006	Career Tech New Construction	G	2/15/2019	5/22/2019	0.00	0.00	1,985,450.00	1,985,450.00	794,086,416.63	Yes	No
LOS ANGELES	LONG BEACH UNIFIED	55/64725-00-007	Career Tech New Construction	G	2/15/2019	5/22/2019	0.00	0.00	1,388,977.00	1,388,977.00	795,475,393.63	Yes	No
LOS ANGELES	LONG BEACH UNIFIED	55/64725-00-008	Career Tech New Construction	G	2/15/2019	5/22/2019	0.00	0.00	1,362,735.00	1,362,735.00	796,838,128.63	Yes	No
PLACER	TAHOE-TRUCKEE UNIFIED	55/66944-00-003	Career Tech New Construction	G	2/15/2019	5/22/2019	0.00	0.00	939,576.00	939,576.00	797,777,704.63	Yes	No
RIVERSIDE	BANNING UNIFIED	55/66985-00-002	Career Tech New Construction	G	2/15/2019	5/22/2019	0.00	0.00	3,000,000.00	3,000,000.00	800,777,704.63	Yes	Yes
SACRAMENTO	ELK GROVE UNIFIED	55/67314-00-007	Career Tech New Construction	G	2/15/2019	5/22/2019	0.00	0.00	2,999,936.00	2,999,936.00	803,777,640.63	Yes	No
SACRAMENTO	ELK GROVE UNIFIED	55/67314-00-010	Career Tech New Construction	G	2/15/2019	5/22/2019	0.00	0.00	2,364,422.00	2,364,422.00</			

Unfunded Approvals as of
August 28, 2019 SAB

County	School District	Application Number	Program	Approval	Received Date	SAB Unfunded Approval	Financial Hardship Apportionment	Loan	State Share	Total Apportionment	Cumulative Amount	Submitted Certification Letter May 2019	Grant Agreement Received as of 05/29/2019
FRESNO	CARUTHERS UNIFIED	55/75598-00-001	Career Tech New Construction	G	2/15/2019	5/22/2019	0.00	0.00	1,551,155.00	1,551,155.00	811,187,113.63	Yes	No
ALAMEDA	OAKLAND UNIFIED	59/61259-00-002	Career Tech Rehabilitation	G	2/15/2019	5/22/2019	0.00	0.00	1,500,000.00	1,500,000.00	812,687,113.63	Yes	No
VENTURA	OXNARD UNION HIGH	59/72546-00-008	Career Tech Rehabilitation	G	2/15/2019	5/22/2019	0.00	0.00	757,998.00	757,998.00	813,445,111.63	Yes	No
YOLO	WASHINGTON UNIFIED	59/72694-00-002	Career Tech Rehabilitation	G	2/15/2019	5/22/2019	0.00	0.00	1,500,000.00	1,500,000.00	814,945,111.63	Yes	Yes
FRESNO	GOLDEN PLAINS UNIFIED	59/75234-00-002	Career Tech Rehabilitation	G	2/15/2019	5/22/2019	0.00	0.00	701,415.00	701,415.00	815,646,526.63	Yes	No
LOS ANGELES	GLENDALE UNIFIED	55/64568-00-001	Career Tech New Construction	G	2/20/2019	5/22/2019	0.00	0.00	3,000,000.00	3,000,000.00	818,646,526.63	Yes	No
ALAMEDA	OAKLAND UNIFIED	50/61259-50-002	New Construction	L	10/31/2011	6/26/2019	0.00	0.00	74,234.99	74,234.99	818,720,761.62	Yes	N/A
BUTTE	BIGGS UNIFIED	57/61408-00-001	Modernization	G	2/3/2015	6/26/2019	972,084.00	0.00	2,006,572.00	2,978,656.00	821,696,417.62	N/A	N/A
BUTTE	BIGGS UNIFIED	57/61408-00-002	Modernization	G	2/3/2015	6/26/2019	1,281,435.00	0.00	1,922,153.00	3,203,588.00	824,903,005.62	N/A	N/A
BUTTE	BIGGS UNIFIED	57/61408-00-003	Modernization	G	2/3/2015	6/26/2019	550,447.00	0.00	825,670.00	1,376,117.00	826,279,122.62	N/A	N/A
BUTTE	BIGGS UNIFIED	57/61408-00-004	Modernization	G	2/3/2015	6/26/2019	219,882.00	0.00	329,822.00	549,704.00	826,828,826.62	N/A	N/A
SAN DIEGO	SAN MARCOS UNIFIED	50/73791-00-015	New Construction	G	8/3/2015	6/26/2019	0.00	0.00	31,305,846.00	31,305,846.00	858,134,672.62	N/A	N/A
FRESNO	SANGER UNIFIED	50/62414-00-016	New Construction	G	10/5/2015	6/26/2019	0.00	0.00	1,047,772.00	1,047,772.00	859,182,444.62	N/A	N/A
FRESNO	SANGER UNIFIED	57/62414-00-015	Modernization	G	10/5/2015	6/26/2019	\$0.00	0.00	1,988,531.00	1,988,531.00	861,170,975.62	N/A	N/A
VENTURA	VENTURA COUNTY OFFICE OF EDUCATION	50/10561-00-004	New Construction	D	10/9/2015	6/26/2019	\$179,641.50	0.00	683,124.50	862,766.00	862,033,741.62	N/A	Yes
VENTURA	VENTURA COUNTY OFFICE OF EDUCATION	57/10561-00-005	Modernization	D	10/9/2015	6/26/2019	\$63,024.00	0.00	94,536.00	157,560.00	862,191,301.62	N/A	Yes
STANISLAUS	SHILOH ELEMENTARY	50/71274-00-001	New Construction	G	10/19/2015	6/26/2019	\$2,234,673.00	0.00	2,234,673.00	4,469,346.00	866,660,647.62	N/A	N/A
STANISLAUS	SHILOH ELEMENTARY	50/71274-00-001	New Construction	G	10/19/2015	8/28/2019	\$7,353.00	0.00	\$7,353.00	14,706.00	866,675,353.62	N/A	N/A
LOS ANGELES	CULVER CITY UNIFIED	57/64444-00-013	Modernization	G	10/19/2015	6/26/2019	\$0.00	0.00	603,304.00	603,304.00	867,278,657.62	N/A	N/A
STANISLAUS	NEWMAN-CROWS LANDING UNIFIED	57/73601-00-003	Modernization	G	10/23/2015	6/26/2019	\$0.00	0.00	469,044.00	469,044.00	867,747,701.62	N/A	Yes
ORANGE	SADDLEBACK VALLEY UNIFIED	57/73635-00-035	Modernization	G	10/26/2015	6/26/2019	\$0.00	0.00	1,853,397.00	1,853,397.00	869,601,098.62	N/A	N/A
ALAMEDA	FREMONT UNIFIED	50/61176-00-007	New Construction	G	10/29/2015	6/26/2019	\$0.00	0.00	5,398,078.00	5,398,078.00	874,999,176.62	N/A	Yes
BUTTE	CHICO UNIFIED	50/61424-00-004	New Construction	G	10/30/2015	6/26/2019	\$0.00	0.00	1,496,807.00	1,496,807.00	876,495,983.62	N/A	Yes
BUTTE	CHICO UNIFIED	50/61424-00-005	New Construction	G	10/30/2015	6/26/2019	\$0.00	0.00	750,548.00	750,548.00	877,246,531.62	N/A	Yes
BUTTE	CHICO UNIFIED	50/61424-00-006	New Construction	G	10/30/2015	6/26/2019	\$0.00	0.00	1,378,982.00	1,378,982.00	878,625,513.62	N/A	Yes
MONTEREY	SALINAS UNION HIGH	50/66159-00-006	New Construction	G	10/30/2015	6/26/2019	\$0.00	0.00	33,246,859.00	33,246,859.00	911,872,372.62	N/A	Yes
RIVERSIDE	PALM SPRINGS UNIFIED	50/67173-00-005	New Construction	G	10/30/2015	6/26/2019	\$0.00	0.00	3,082,042.00	3,082,042.00	914,954,414.62	N/A	Yes
SACRAMENTO	ELK GROVE UNIFIED	50/67314-00-045	New Construction	G	10/30/2015	6/26/2019	\$0.00	0.00	12,657,626.00	12,657,626.00	927,612,040.62	N/A	N/A
SACRAMENTO	ELK GROVE UNIFIED	50/67314-00-045	New Construction	G	10/30/2015	8/28/2019	\$0.00	0.00	\$195,305.00	195,305.00	927,807,345.62	N/A	N/A
BUTTE	CHICO UNIFIED	57/61424-00-005	Modernization	G	10/30/2015	6/26/2019	\$0.00	0.00	931,585.00	931,585.00	928,738,930.62	N/A	Yes
SACRAMENTO	SAN JUAN UNIFIED	57/67447-00-059	Modernization	G	10/30/2015	6/26/2019	\$0.00	0.00	968,849.00	968,849.00	929,707,779.62	N/A	Yes
ORANGE	ORANGE COUNTY OFFICE OF EDUCATION	50/10306-00-019	New Construction	G	11/2/2015	6/26/2019	\$5,002,683.00	0.00	6,221,590.00	11,224,273.00	940,932,052.62	N/A	N/A
SAN DIEGO	GROSSMONT UNION HIGH	50/68130-12-009	New Construction	G	11/2/2015	6/26/2019	\$0.00	0.00	2,039,552.00	2,039,552.00	942,971,604.62	N/A	N/A
SAN BERNARDINO	CENTRAL ELEMENTARY	57/67645-00-005	Modernization	G	11/3/2015	6/26/2019	\$0.00	0.00	2,469,539.00	2,469,539.00	945,441,143.62	N/A	Yes
TULARE	SUNDALE UNION ELEMENTARY	50/72173-00-006	New Construction	D	11/20/2015	6/26/2019	\$695,625.50	0.00	697,154.50	1,392,780.00	946,833,923.62	N/A	N/A
LOS ANGELES	POMONA UNIFIED	57/64907-00-028	Modernization	G	11/23/2015	6/26/2019	\$0.00	0.00	2,620,352.00	2,620,352.00	949,454,275.62	N/A	N/A
SANTA BARBARA	SANTA BARBARA UNIFIED	57/76786-00-008	Modernization	G	11/30/2015	6/26/2019	\$0.00	0.00	313,904.00	313,904.00	949,768,179.62	N/A	N/A
TULARE	OAK VALLEY UNION ELEMENTARY	57/72017-00-003	Modernization	D	12/1/2015	6/26/2019	\$46,143.00	0.00	156,735.00	202,878.00	949,971,057.62	N/A	N/A
ORANGE	PLACENTIA-YORBA LINDA UNIFIED	57/66647-00-037	Modernization	G	12/7/2015	6/26/2019	\$0.00	0.00	2,352,210.00	2,352,210.00	952,323,267.62	N/A	N/A
PLACER	ROCKLIN UNIFIED	50/75085-00-013	New Construction	G	12/29/2015	6/26/2019	\$0.00	0.00	3,628,185.00	3,628,185.00	955,951,452.62	N/A	Yes
TULARE	TIPTON ELEMENTARY	57/72215-00-002	Modernization	D	1/5/2016	6/26/2019	\$133,320.00	0.00	221,519.00	354,839.00	956,306,291.62	N/A	Yes
CONTRA COSTA	ANTIOCH UNIFIED	57/61648-00-012	Modernization	G	1/22/2016	6/26/2019	\$0.00	0.00	877,671.00	877,671.00	957,183,962.62	N/A	Yes
PLACER	ROSEVILLE CITY ELEMENTARY	50/66910-00-014	New Construction	G	1/27/2016	6/26/2019	\$0.00	0.00	10,898,580.00	10,898,580.00	968,082,542.62	N/A	Yes
CONTRA COSTA	SAN RAMON VALLEY UNIFIED	57/61804-00-023	Modernization	G	1/29/2016	6/26/2019	\$0.00	0.00	850,988.00	850,988.00	968,933,530.62	N/A	Yes
SAN DIEGO	GROSSMONT UNION HIGH	57/68130-00-023	Modernization	G	2/10/2016	6/26/2019	\$0.00	0.00	858,545.00	858,545.00	969,792,075.62	N/A	N/A
SAN DIEGO	GROSSMONT UNION HIGH	57/68130-00-024	Modernization	G	2/11/2016	6/26/2019	\$0.00	0.00	10,729,237.00	10,729,237.00	980,521,312.62	N/A	N/A
SANTA CRUZ	HAPPY VALLEY ELEMENTARY	57/69757-00-011	Modernization	D	2/24/2016	6/26/2019	\$81,359.00	0.00	123,139.00	204,498.00	980,725,810.62	N/A	N/A
FRESNO	SANGER UNIFIED	57/62414-00-016	Modernization	G	2/25/2016	6/26/2019	\$0.00	0.00	517,559.00	517,559.00	981,243,369.62	N/A	N/A
RIVERSIDE	PERRIS ELEMENTARY	54/67199-00-001	Charter	D	6/5/2017	6/26/2019	\$0.00	0.00	1,058,160.30	1,058,160.30	982,301,529.92	N/A	Yes
RIVERSIDE	PERRIS ELEMENTARY	54/67199-00-002	Charter	D	6/5/2017	6/26/2019	\$0.00	0.00	111,668.80	111,668.80	982,413,198.72	N/A	Yes
LOS ANGELES	CULVER CITY UNIFIED	59/64444-00-002	Career Tech Rehabilitation	G	2/11/2019	6/26/2019	0.00	0.00	1,500,000.00	1,500,000.00	983,913,198.72	N/A	N/A
ALAMEDA	OAKLAND UNIFIED	54/61259-00-011	Charter	D	6/2/2017	7/23/2019	0.00	1,020,554.30	1,020,554.30	2,041,108.60	985,954,307.32	N/A	Yes
ALAMEDA	OAKLAND UNIFIED	54/61259-00-006	Charter	D	6/5/2017	7/23/2019	0.00	1,093,590.50	1,093,590.50	2,187,181.00	988,141,488.32	N/A	N/A
ALAMEDA	OAKLAND UNIFIED	54/61259-09-006	Charter	D	6/5/2017	7/23/2019	0.00	237,707.30	237,707.30	475,414.60	988,616,902.92	N/A	Yes
ALAMEDA	OAKLAND UNIFIED	54/61259-09-007	Charter	D	6/5/2017	7/23/2019	0.00	512,292.70	512,292.70	1,024,585.40	989,641,488.32	N/A	Yes
ALAMEDA	OAKLAND UNIFIED	54/61259-13-005	Charter	D	6/5/2017	7/23/2019	0.00	69,635.80	69,635.80	139,271.60	989,780,759.92	N/A	N/A
ALAMEDA	OAKLAND UNIFIED	54/61259-13-006	Charter	D	6/5/2017	7/23/2019	0.00	337,475.40	337,475.40	674,950.80	990,455,710.72	N/A	N/A
SANTA CLARA	EAST SIDE UNION HIGH	54/69427-00-005	Charter	D	6/5/2017	7/23/2019	0.00	1,552,568.80	1,552,568.80	3,105,137.60	993,560,848.32	N/A	N/A
SANTA CLARA	EAST SIDE UNION HIGH	54/69427-00-006	Charter	D	6/5/2017	7/23/2019	0.00	27,429.70	27,429.70	54,859.40	993,615,707.72	N/A	N/A
SOLANO	SOLANO COUNTY OFFICE OF EDUCATION	50/10488-00-032	New Construction	G	2/14/2013	8/28/2019	\$2,823,939.00	0.00	\$2,823,939.00	5,647,878.00	999,263,585.72	N/A	N/A
SOLANO	SOLANO COUNTY OFFICE OF EDUCATION	57/10488-00-027	Modernization	G	2/14/2013	8/28/2019	\$487,884.00	0.00	\$731,826.00	1,219,710.00	1,000,483,295.72	N/A	N/A
KINGS	ISLAND UNION ELEMENTARY	50/63933-00-001	New Construction	G	4/24/2014	8/28/2019	\$4,390,017.50	0.00	\$4,390,017.50	8,780,035.00	1,009,263,330.72	N/A	N/A
LOS ANGELES	AZUSA UNIFIED	57/64279-00-014	Modernization	G	3/17/2016	8/28/2019	\$0.00	0.00	\$52,120.00	52,120.00	1,009,315,450.72	N/A	N/A
TULARE	VISALIA UNIFIED	50/72256-00-029	New Construction	G	3/29/2016	8/28/2019	\$0.00	0.00	\$13,549,016.00	13,549,016.00	1,022,864,466.72	N/A	N/A
SAN FRANCISCO	SAN FRANCISCO UNIFIED	57/68478-00-059	Modernization	G	4/4/2016	8/28/2019	\$0.00	0.00	\$1,970,048.00	1,970,048.00	1,024,834,514.72	N/A	N/A
SAN MATEO	SEQUOIA UNION HIGH	50/69062-01-011	New Construction	G	4/5/2016	8/28/2019	\$0.00	0.00	\$497,281.00	497,281.00	1,025,331,795.72	N/A	N/A
SAN MATEO	SEQUOIA UNION HIGH	50/69062-01-010	New Construction	G	4/6/2016	8/28/2019	\$0.00	0.00	\$4,956,586.00	4,956,586.00	1,030,288,381.72	N/A	N/A
FRESNO	CLAY JOINT ELEMENTARY	57/62109-00-002	Modernization	D	4/11/2016	8/28/2019	\$8,847.00	0.00	\$78,515.00	87,362.00	1,030,375,743.72	N/A	N/A
SACRAMENTO	NATOMAS UNIFIED	50/75283-00-015	New Construction	G	4/12/2016	8/28/2019	\$0.00	0.00	\$9,904,043.00	9,904,043.00	1,040,279,786.72	N/A	N/A
SAN FRANCISCO	SAN FRANCISCO UNIFIED	57/68478-00-058	Modernization	G	4/13/2016	8/28/2019	\$0.00	0.00	\$1,837,144.00	1,837,144.00	1,042,116,930.72	N/A	N/A
CONTRA COSTA	SAN RAMON VALLEY UNIFIED	50/61804-02-011	New Construction	G	4/14/2016	8/28/2019	\$0.00	0.00	\$4,509,270.00	4,509,270.00	1,046,626,200.72	N/A	N/A
LOS ANGELES	DOWNEY UNIFIED	57/64451-00-026	Modernization	G	4/14/2016	8/28/2019	\$0.00	0.00	\$8,870,895.00	8,870,895.00	1,055,497,095.72	N/A	N/A
FRESNO	SANGER UNIFIED	50/62414-00-017	New Construction	G	4/25/2016	8/28/2019	\$0.00	0.00	\$2,408,540.00	2,408,540.00	1,057,905,635.7		

Unfunded Approvals as of
August 28, 2019 SAB

County	School District	Application Number	Program	Approval	Received Date	SAB Unfunded Approval	Financial Hardship Apportionment	Loan	State Share	Total Apportionment	Cumulative Amount	Submitted Certification Letter May 2019	Grant Agreement Received as of 05/29/2019
SAN MATEO	SEQUOIA UNION HIGH	57/69062-00-036	Modernization	G	5/9/2016	8/28/2019	\$0.00	0.00	\$1,130,137.00	1,130,137.00	1,064,065,285.72	N/A	
LOS ANGELES	DOWNEY UNIFIED	57/64451-00-027	Modernization	G	5/11/2016	8/28/2019	\$0.00	0.00	\$1,171,433.00	1,171,433.00	1,065,236,718.72	N/A	
SAN BERNARDINO	CHAFFEY JOINT UNION HIGH	50/67652-00-020	New Construction	G	5/12/2016	8/28/2019	\$0.00	0.00	\$13,633,582.00	13,633,582.00	1,078,870,300.72	N/A	
CONTRA COSTA	WEST CONTRA COSTA UNIFIED	57/61796-00-051	Modernization	G	5/13/2016	8/28/2019	\$0.00	0.00	\$23,400,090.00	23,400,090.00	1,102,270,390.72	N/A	
LOS ANGELES	POMONA UNIFIED	57/64907-00-029	Modernization	G	5/24/2016	8/28/2019	\$0.00	0.00	\$3,044,264.00	3,044,264.00	1,105,314,654.72	N/A	
ORANGE	IRVINE UNIFIED	50/73650-00-028	New Construction	G	6/1/2016	8/28/2019	\$0.00	0.00	\$1,236,192.00	1,236,192.00	1,106,550,846.72	N/A	
MONTEREY	SANTA RITA UNION ELEMENTARY	50/66191-00-009	New Construction	J	6/2/2016	8/28/2019	\$1,508,346.00	0.00	\$2,152,315.00	3,660,661.00	1,110,211,507.72	N/A	
TULARE	TULARE CITY ELEMENTARY	57/72231-00-010	Modernization	G	6/15/2016	8/28/2019	\$0.00	0.00	\$670,826.00	670,826.00	1,110,882,333.72	N/A	
TULARE	TULARE JOINT UNION HIGH	57/72249-00-005	Modernization	G	6/15/2016	8/28/2019	\$0.00	0.00	\$2,007,707.00	2,007,707.00	1,112,890,040.72	N/A	
LOS ANGELES	POMONA UNIFIED	57/64907-00-030	Modernization	G	6/22/2016	8/28/2019	\$0.00	0.00	\$634,890.00	634,890.00	1,113,524,930.72	N/A	
RIVERSIDE	TEMECULA VALLEY UNIFIED	57/75192-00-005	Modernization	G	6/27/2016	8/28/2019	\$0.00	0.00	\$2,631,232.00	2,631,232.00	1,116,156,162.72	N/A	
RIVERSIDE	TEMECULA VALLEY UNIFIED	57/75192-00-006	Modernization	G	6/27/2016	8/28/2019	\$0.00	0.00	\$1,745,912.00	1,745,912.00	1,117,902,074.72	N/A	
RIVERSIDE	TEMECULA VALLEY UNIFIED	57/75192-00-007	Modernization	G	6/27/2016	8/28/2019	\$0.00	0.00	\$3,655,950.00	3,655,950.00	1,121,558,024.72	N/A	
SAN MATEO	SEQUOIA UNION HIGH	50/69062-01-012	New Construction	G	6/28/2016	8/28/2019	\$0.00	0.00	\$5,861,873.00	5,861,873.00	1,127,419,897.72	N/A	
MONTEREY	SANTA RITA UNION ELEMENTARY	50/66191-00-010	New Construction	G	7/1/2016	8/28/2019	\$0.00	0.00	\$1,558,394.00	1,558,394.00	1,128,978,291.72	N/A	
LOS ANGELES	AZUSA UNIFIED	57/64279-00-016	Modernization	G	7/5/2016	8/28/2019	\$0.00	0.00	\$667,893.00	667,893.00	1,129,646,184.72	N/A	
SAN JOAQUIN	STOCKTON UNIFIED	57/68676-00-036	Modernization	G	7/6/2016	8/28/2019	\$0.00	0.00	\$4,431,962.00	4,431,962.00	1,134,078,146.72	N/A	
SISKIYOU	SCOTT VALLEY UNIFIED	57/76455-00-005	Modernization	G	7/8/2016	8/28/2019	\$0.00	0.00	\$919,382.00	919,382.00	1,134,997,528.72	N/A	
SAN JOAQUIN	STOCKTON UNIFIED	57/68676-00-037	Modernization	G	7/12/2016	8/28/2019	\$0.00	0.00	\$5,251,720.00	5,251,720.00	1,140,249,248.72	N/A	
SISKIYOU	SCOTT VALLEY UNIFIED	57/76455-00-006	Modernization	G	7/12/2016	8/28/2019	\$0.00	0.00	\$1,486,331.00	1,486,331.00	1,141,735,579.72	N/A	
SISKIYOU	SCOTT VALLEY UNIFIED	57/76455-00-007	Modernization	G	7/12/2016	8/28/2019	\$0.00	0.00	\$776,482.00	776,482.00	1,142,512,061.72	N/A	
SAN MATEO	SEQUOIA UNION HIGH	50/69062-01-007	New Construction	G	7/14/2016	8/28/2019	\$0.00	0.00	\$4,039,200.00	4,039,200.00	1,146,551,261.72	N/A	
MONTEREY	ALISAL UNION	50/65961-00-010	New Construction	G	7/18/2016	8/28/2019	\$0.00	0.00	\$3,896,430.00	3,896,430.00	1,150,447,691.72	N/A	
FRESNO	CLOVIS UNIFIED	57/62117-00-049	Modernization	G	7/18/2016	8/28/2019	\$0.00	0.00	\$401,058.00	401,058.00	1,150,848,749.72	N/A	
RIVERSIDE	JURUPA UNIFIED	57/67090-00-007	Modernization	G	7/20/2016	8/28/2019	\$0.00	0.00	\$2,934,401.00	2,934,401.00	1,153,783,150.72	N/A	
ORANGE	GARDEN GROVE UNIFIED	57/66522-00-074	Modernization	G	7/21/2016	8/28/2019	\$0.00	0.00	\$625,684.00	625,684.00	1,154,408,834.72	N/A	
MERCED	ATWATER ELEMENTARY	50/65631-00-003	New Construction	G	7/22/2016	8/28/2019	\$0.00	0.00	\$309,347.00	309,347.00	1,154,718,181.72	N/A	
MERCED	ATWATER ELEMENTARY	50/65631-00-004	New Construction	G	7/22/2016	8/28/2019	\$0.00	0.00	\$316,267.00	316,267.00	1,155,034,448.72	N/A	
SACRAMENTO	ELK GROVE UNIFIED	50/67314-00-046	New Construction	G	7/22/2016	8/28/2019	\$0.00	0.00	\$12,514,558.00	12,514,558.00	1,167,549,006.72	N/A	
SAN DIEGO	BONSALL UNIFIED	50/76851-00-001	New Construction	G	7/22/2016	8/28/2019	\$0.00	0.00	\$4,085,437.00	4,085,437.00	1,171,634,443.72	N/A	
LOS ANGELES	WILLIAM S. HART UNION HIGH	50/65136-00-011	New Construction	G	7/25/2016	8/28/2019	\$0.00	0.00	\$1,827,968.00	1,827,968.00	1,173,462,411.72	N/A	
LOS ANGELES	WILLIAM S. HART UNION HIGH	57/65136-00-009	Modernization	G	7/25/2016	8/28/2019	\$0.00	0.00	\$1,233,446.00	1,233,446.00	1,174,695,857.72	N/A	
FRESNO	FRESNO UNIFIED	50/62166-08-002	New Construction	G	7/27/2016	8/28/2019	\$0.00	0.00	\$6,106,000.00	6,106,000.00	1,180,801,857.72	N/A	
FRESNO	CLOVIS UNIFIED	57/62117-00-050	Modernization	G	7/28/2016	8/28/2019	\$0.00	0.00	\$1,973,728.00	1,973,728.00	1,182,775,585.72	N/A	
SACRAMENTO	NATOMAS UNIFIED	57/75283-00-002	Modernization	G	7/28/2016	8/28/2019	\$0.00	0.00	\$2,638,067.00	2,638,067.00	1,185,413,652.72	N/A	
ORANGE	IRVINE UNIFIED	50/73650-00-029	New Construction	G	8/1/2016	8/28/2019	\$0.00	0.00	\$1,073,146.00	1,073,146.00	1,186,486,798.72	N/A	
ORANGE	IRVINE UNIFIED	50/73650-00-030	New Construction	G	8/1/2016	8/28/2019	\$0.00	0.00	\$30,195,387.00	30,195,387.00	1,216,682,185.72	N/A	
LOS ANGELES	TEMPLE CITY UNIFIED	50/65052-00-003	New Construction	G	8/2/2016	8/28/2019	\$0.00	0.00	\$5,231,260.00	5,231,260.00	1,221,913,445.72	N/A	
FRESNO	CLOVIS UNIFIED	57/62117-00-051	Modernization	G	8/2/2016	8/28/2019	\$0.00	0.00	\$1,330,764.00	1,330,764.00	1,223,244,209.72	N/A	
LOS ANGELES	TEMPLE CITY UNIFIED	57/65052-00-011	Modernization	G	8/2/2016	8/28/2019	\$0.00	0.00	\$18,635,247.00	18,635,247.00	1,241,879,456.72	N/A	
LOS ANGELES	REDONDO BEACH UNIFIED	57/75341-00-023	Modernization	G	8/2/2016	8/28/2019	\$0.00	0.00	\$2,498,543.00	2,498,543.00	1,244,377,999.72	N/A	
LOS ANGELES	REDONDO BEACH UNIFIED	57/75341-00-024	Modernization	G	8/2/2016	8/28/2019	\$0.00	0.00	\$1,305,142.00	1,305,142.00	1,245,683,141.72	N/A	
LOS ANGELES	REDONDO BEACH UNIFIED	57/75341-00-025	Modernization	G	8/2/2016	8/28/2019	\$0.00	0.00	\$504,546.00	504,546.00	1,246,187,687.72	N/A	
RIVERSIDE	PALM SPRINGS UNIFIED	50/67173-00-006	New Construction	G	8/3/2016	8/28/2019	\$0.00	0.00	\$409,584.00	409,584.00	1,246,597,271.72	N/A	
RIVERSIDE	PALM SPRINGS UNIFIED	50/67173-00-007	New Construction	G	8/3/2016	8/28/2019	\$0.00	0.00	\$1,135,113.00	1,135,113.00	1,247,732,384.72	N/A	
RIVERSIDE	PALM SPRINGS UNIFIED	50/67173-00-008	New Construction	G	8/3/2016	8/28/2019	\$0.00	0.00	\$471,098.00	471,098.00	1,248,203,482.72	N/A	
RIVERSIDE	PALM SPRINGS UNIFIED	50/67173-00-009	New Construction	G	8/3/2016	8/28/2019	\$0.00	0.00	\$753,644.00	753,644.00	1,248,957,126.72	N/A	
RIVERSIDE	PALM SPRINGS UNIFIED	50/67173-00-010	New Construction	G	8/3/2016	8/28/2019	\$0.00	0.00	\$509,021.00	509,021.00	1,249,466,147.72	N/A	
RIVERSIDE	PALM SPRINGS UNIFIED	50/67173-00-011	New Construction	G	8/3/2016	8/28/2019	\$0.00	0.00	\$591,197.00	591,197.00	1,250,057,344.72	N/A	
RIVERSIDE	PALM SPRINGS UNIFIED	50/67173-00-012	New Construction	G	8/3/2016	8/28/2019	\$0.00	0.00	\$497,236.00	497,236.00	1,250,554,580.72	N/A	
RIVERSIDE	PERRIS ELEMENTARY	50/67199-00-012	New Construction	G	8/5/2016	8/28/2019	\$0.00	0.00	\$14,971,682.00	14,971,682.00	1,265,526,262.72	N/A	
SACRAMENTO	SAN JUAN UNIFIED	57/67447-00-060	Modernization	G	8/5/2016	8/28/2019	\$0.00	0.00	\$822,766.96	822,766.96	1,266,349,029.68	N/A	
KERN	BAKERSFIELD CITY ELEMENTARY	50/63321-00-030	New Construction	G	8/11/2016	8/28/2019	\$0.00	0.00	\$2,977,327.00	2,977,327.00	1,269,326,356.68	N/A	
SOLANO	FAIRFIELD-SUISUN UNIFIED	50/70540-00-026	New Construction	G	8/11/2016	8/28/2019	\$0.00	0.00	\$1,563,012.00	1,563,012.00	1,270,889,368.68	N/A	
ORANGE	ANAHEIM UNION HIGH	55/66431-00-001	Career Tech New Construction	G	2/15/2019	8/28/2019	\$0.00	0.00	\$1,137,053.00	1,137,053.00	1,272,026,421.68	N/A	
Total							\$39,145,871.79	\$33,914,746.55	\$1,198,965,803.34	\$1,272,026,421.68			

*This Unfunded List (Lack of AB 55 Loans) includes \$53.9 million for 24 projects for Charter School Facilities Program Preliminary Apportionments for Design and Site Funding.

Unfunded Charter Preliminary
As of August 28,2019 SAB

County	School District	Application Number	Program	Approval	Received Date	SAB Date	Financial Hardship Apportionment	Loan	State Share	Total Apportionment	Prop. 47	Prop. 55	Prop. 1D	Prop. 51
Unfunded Charter PA's														
BUTTE	CHICO UNIFIED	54/61424-00-005	Charter	P	4/1/2014	4/15/2015	0.00	249,318.00	249,318.00	498,636.00	0.00	0.00	498,636.00	0.00
SONOMA	SANTA ROSA HIGH	54/70920-00-004	Charter	P	4/1/2014	4/15/2015	0.00	4,603,432.50	4,603,432.50	9,206,865.00	0.00	0.00	9,206,865.00	0.00
SONOMA	SANTA ROSA HIGH	54/70920-00-003	Charter	P	4/3/2014	4/15/2015	0.00	319,127.40	319,127.40	638,254.80	0.00	0.00	638,254.80	0.00
ALAMEDA	OAKLAND UNIFIED	54/61259-13-002	Charter	P	5/28/2014	5/27/2015	0.00	2,916,055.40	2,916,055.40	5,832,110.80	0.00	0.00	5,832,110.80	0.00
ALAMEDA	OAKLAND UNIFIED	54/61259-13-002	Charter	P	5/28/2014	8/26/2015	0.00	8,558,059.50	8,558,059.50	17,116,119.00	0.00	0.00	17,116,119.00	0.00
SANTA CLARA	ALUM ROCK UNION ELEMENTARY	54/69369-00-003	Charter	P	5/30/2014	12/9/2015	0.00	231,079.95	231,079.95	462,159.90	0.00	10,660.00	451,499.90	0.00
SAN DIEGO	SAN DIEGO UNIFIED	54/68338-00-003	Charter	P	5/18/2017	1/24/2018	0.00	0.00	5,223,938.40	5,223,938.40	0.00	0.00	5,223,938.40	0.00
SAN DIEGO	SAN DIEGO UNIFIED	54/68338-00-005	Charter	P	5/18/2017	1/24/2018	0.00	0.00	1,852,054.20	1,852,054.20	0.00	0.00	1,852,054.20	0.00
ALAMEDA	OAKLAND UNIFIED	54/61259-09-008	Charter	P	5/26/2017	1/24/2018	0.00	1,109,148.30	1,109,148.30	2,218,296.60	0.00	0.00	2,218,296.60	0.00
ALAMEDA	OAKLAND UNIFIED	54/61259-09-009	Charter	P	5/26/2017	1/24/2018	0.00	11,544,660.00	11,544,660.00	23,089,320.00	0.00	0.00	23,089,320.00	0.00
SANTA BARBARA	LOMPOC UNIFIED	54/69229-00-001	Charter	P	6/1/2017	1/24/2018	0.00	135,120.30	331,062.30	466,182.60	0.00	0.00	466,182.60	0.00
SAN DIEGO	SAN DIEGO UNIFIED	54/68338-00-006	Charter	P	6/2/2017	1/24/2018	0.00	0.00	23,036,581.80	23,036,581.80	0.00	0.00	23,036,581.80	0.00
SAN DIEGO	SAN DIEGO UNIFIED	54/68338-00-007	Charter	P	6/2/2017	1/24/2018	0.00	0.00	11,742,390.90	11,742,390.90	0.00	0.00	11,742,390.90	0.00
ALAMEDA	OAKLAND UNIFIED	54/61259-00-006	Charter	P	6/5/2017	1/24/2018	0.00	9,842,314.50	9,842,314.50	19,684,629.00	0.00	0.00	19,684,629.00	0.00
ALAMEDA	OAKLAND UNIFIED	54/61259-09-006	Charter	P	6/5/2017	1/24/2018	0.00	2,139,365.70	2,139,365.70	4,278,731.40	0.00	0.00	4,278,731.40	0.00
ALAMEDA	OAKLAND UNIFIED	54/61259-09-007	Charter	P	6/5/2017	1/24/2018	0.00	4,610,634.30	4,610,634.30	9,221,268.60	0.00	0.00	9,221,268.60	0.00
ALAMEDA	OAKLAND UNIFIED	54/61259-09-010	Charter	P	6/5/2017	1/24/2018	0.00	1,801,854.90	1,801,854.90	3,603,709.80	0.00	0.00	3,603,709.80	0.00
ALAMEDA	OAKLAND UNIFIED	54/61259-09-011	Charter	P	6/5/2017	1/24/2018	0.00	19,352,563.20	19,352,563.20	38,705,126.40	0.00	0.00	38,705,126.40	0.00
ALAMEDA	OAKLAND UNIFIED	54/61259-13-005	Charter	P	6/5/2017	1/24/2018	0.00	626,722.20	626,722.20	1,253,444.40	0.00	0.00	1,253,444.40	0.00
ALAMEDA	OAKLAND UNIFIED	54/61259-13-006	Charter	P	6/5/2017	1/24/2018	0.00	3,037,278.60	3,037,278.60	6,074,557.20	0.00	0.00	6,074,557.20	0.00
CONTRA COSTA	WEST CONTRA COSTA UNIFIED	54/61796-04-001	Charter	P	6/5/2017	1/24/2018	0.00	6,658,852.50	6,658,852.50	13,317,705.00	0.00	0.00	13,317,705.00	0.00
CONTRA COSTA	WEST CONTRA COSTA UNIFIED	54/61796-04-002	Charter	P	6/5/2017	1/24/2018	0.00	5,037,607.80	5,037,607.80	10,075,215.60	0.00	0.00	10,075,215.60	0.00
MARIPOSA	MARIPOSA COUNTY UNIFIED	54/65532-00-001	Charter	P	6/5/2017	1/24/2018	0.00	0.00	1,092,709.80	1,092,709.80	0.00	0.00	1,092,709.80	0.00
SACRAMENTO	SAN JUAN UNIFIED	54/67447-00-005	Charter	P	6/5/2017	1/24/2018	0.00	0.00	5,974,846.20	5,974,846.20	0.00	0.00	5,974,846.20	0.00
TULARE	VISALIA UNIFIED	54/72256-00-001	Charter	P	6/5/2017	1/24/2018	0.00	3,378,707.10	3,378,707.10	6,757,414.20	0.00	0.00	6,757,414.20	0.00
TULARE	VISALIA UNIFIED	54/72256-00-002	Charter	P	6/5/2017	1/24/2018	0.00	5,195,620.80	5,195,620.80	10,391,241.60	0.00	0.00	10,391,241.60	0.00
TULARE	VISALIA UNIFIED	54/72256-00-003	Charter	P	6/5/2017	1/24/2018	0.00	2,169,537.30	2,169,537.30	4,339,074.60	0.00	0.00	4,339,074.60	0.00
TULARE	VISALIA UNIFIED	54/72256-00-004	Charter	P	6/5/2017	1/24/2018	0.00	753,290.10	753,290.10	1,506,580.20	0.00	0.00	1,506,580.20	0.00
SAN DIEGO	SAN DIEGO UNIFIED	54/68338-00-004	Charter	P	5/18/2017	2/28/2018	0.00	0.00	5,649,357.60	5,649,357.60	0.00	0.00	5,649,357.60	0.00
SOLANO	VALLEJO CITY UNIFIED	54/70581-00-006	Charter	P	5/22/2016	2/28/2018	0.00	13,277,356.90	13,277,356.90	26,554,713.80	590,900.00	2,315,550.00	12,651,864.00	10,996,399.80
SOLANO	VALLEJO CITY UNIFIED	54/70581-00-007	Charter	P	5/22/2016	2/28/2018	0.00	452,842.20	452,842.20	905,684.40	0.00	0.00	905,684.40	0.00
ALAMEDA	OAKLAND UNIFIED	54/61259-12-005	Charter	P	5/26/2017	2/28/2018	0.00	1,673,397.00	1,673,397.00	3,346,794.00	0.00	0.00	3,346,794.00	0.00
ALAMEDA	OAKLAND UNIFIED	54/61259-12-006	Charter	P	5/26/2017	2/28/2018	0.00	1,701,603.00	1,701,603.00	3,403,206.00	0.00	0.00	3,403,206.00	0.00
SACRAMENTO	NATOMAS UNIFIED	54/75283-00-008	Charter	P	5/26/2017	2/28/2018	0.00	0.00	2,573,846.10	2,573,846.10	0.00	0.00	2,573,846.10	0.00
LOS ANGELES	LOS ANGELES UNIFIED	54/64733-00-101	Charter	P	6/2/2017	2/28/2018	0.00	13,850,962.20	13,850,962.20	27,701,924.40	0.00	0.00	27,701,924.40	0.00
ALAMEDA	OAKLAND UNIFIED	54/61259-00-011	Charter	P	6/2/2017	2/28/2018	0.00	9,184,988.70	9,184,988.70	18,369,977.40	0.00	0.00	18,369,977.40	0.00
SAN DIEGO	SAN DIEGO UNIFIED	54/68338-00-008	Charter	P	6/2/2017	2/28/2018	0.00	0.00	15,156,028.80	15,156,028.80	0.00	0.00	15,156,028.80	0.00
SANTA CLARA	MORGAN HILL UNIFIED	54/69583-00-002	Charter	P	6/5/2017	2/28/2018	0.00	6,209,740.80	6,209,740.80	12,419,481.60	0.00	0.00	12,419,481.60	0.00
SAN DIEGO	CAJON VALLEY UNION ELEMENTARY	54/67991-00-002	Charter	P	6/5/2017	2/28/2018	0.00	2,365,949.70	2,365,949.70	4,731,899.40	0.00	0.00	4,731,899.40	0.00
SAN DIEGO	CAJON VALLEY UNION ELEMENTARY	54/67991-00-003	Charter	P	6/5/2017	2/28/2018	0.00	1,567,601.10	1,567,601.10	3,135,202.20	0.00	0.00	3,135,202.20	0.00
SANTA CLARA	EAST SIDE UNION HIGH	54/69427-00-005	Charter	P	6/5/2017	2/28/2018	0.00	13,973,119.20	13,973,119.20	27,946,238.40	0.00	0.00	27,946,238.40	0.00
SANTA CLARA	EAST SIDE UNION HIGH	54/69427-00-006	Charter	P	6/5/2017	2/28/2018	0.00	246,867.30	246,867.30	493,734.60	0.00	0.00	493,734.60	0.00
SAN DIEGO	CAJON VALLEY UNION ELEMENTARY	54/67991-00-001	Charter	P	6/5/2017	2/28/2018	0.00	4,381,450.20	4,381,450.20	8,762,900.40	0.00	0.00	8,762,900.40	0.00
ALAMEDA	OAKLAND UNIFIED	54/61259-00-010	Charter	P	6/5/2017	2/28/2018	0.00	10,227,982.50	10,227,982.50	20,455,965.00	0.00	0.00	20,455,965.00	0.00
SACRAMENTO	SAN JUAN UNIFIED	54/67447-00-006	Charter	P	6/5/2017	2/28/2018	0.00	0.00	5,701,526.10	5,701,526.10	0.00	0.00	5,701,526.10	0.00
SAN BERNARDINO	SAN BERNARDINO CITY UNIFIED	54/67876-00-004	Charter	P	6/5/2017	2/28/2018	0.00	2,064,591.00	2,064,591.00	4,129,182.00	0.00	0.00	4,129,182.00	0.00
SACRAMENTO	SACRAMENTO CITY UNIFIED	54/67439-00-007	Charter	P	6/5/2017	2/28/2018	0.00	5,049,542.70	5,049,542.70	10,099,085.40	0.00	0.00	10,099,085.40	0.00
SACRAMENTO	SACRAMENTO CITY UNIFIED	54/67439-00-008	Charter	P	6/5/2017	2/28/2018	0.00	6,288,725.20	6,288,725.20	12,577,450.40	0.00	0.00	12,577,450.40	0.00
SOLANO	VALLEJO CITY UNIFIED	54/70581-00-004	Charter	P	5/22/2017	05/23/2018	0.00	200,755.80	200,755.80	401,511.60	401,511.60	0.00	0.00	0.00
SOLANO	VALLEJO CITY UNIFIED	54/70581-00-005	Charter	P	5/22/2017	05/23/2018	0.00	8,001,594.70	8,001,594.70	16,003,189.40	2,076,164.03	6,036,845.61	7,820,113.01	70,066.75
LOS ANGELES	LOS ANGELES UNIFIED	54/64733-00-102	Charter	P	6/1/2017	05/23/2018	0.00	5,109,828.80	5,109,828.80	10,219,657.60	0.00	0.00	10,219,657.60	0.00
SAN JOAQUIN	TRACY JOINT UNIFIED	54/75499-00-005	Charter	P	6/5/2017	05/23/2018	0.00	0.00	2,341,304.10	2,341,304.10	900,000.00	839,855.10	601,449.00	0.00
ALAMEDA	HAYWARD UNIFIED	54/61192-02-003	Charter	P	6/5/2017	10/24/2018	0.00	7,006,307.40	7,006,307.40	14,012,614.80	0.00	0.00	14,012,614.80	0.00
ALAMEDA	HAYWARD UNIFIED	54/61192-02-004	Charter	P	6/5/2017	10/24/2018	0.00	4,550,241.60	4,550,241.60	9,100,483.20	0.00	0.00	9,100,483.20	0.00
ALAMEDA	SAN LORENZO UNIFIED	54/61309-00-003	Charter	P	6/5/2017	12/11/2018	0.00	7,608,998.60	7,608,998.60	15,217,997.20	0.00	0.00	15,217,997.20	0.00
SACRAMENTO	SAN JUAN UNIFIED	54/67447-00-007	Charter	P	6/5/2017	12/11/2018	0.00	0.00	3,855,763.80	3,855,763.80	0.00	0.00	3,855,763.80	0.00
LOS ANGELES	LOS ANGELES UNIFIED	54/64733-00-103	Charter	P	5/30/2017	5/22/2019	0.00	5,159,700.00	5,159,700.00	10,319,400.00	668,718.00	3,954,930.00	5,695,752.00	0.00
RIVERSIDE	PERRIS ELEMENTARY	54/67199-00-001	Charter	P	6/5/2017	6/26/2019	0.00	0.00	9,523,442.70	9,523,442.70	0.00	0.00	7,455,591.70	2,067,851.00
RIVERSIDE	PERRIS ELEMENTARY	54/67199-00-002	Charter	P	6/5/2017	6/26/2019	0.00	0.00	1,005,019.20	1,005,019.20	0.00	0.00	1,005,019.20	0.00
Total								0.00	224,424,496.95	319,349,248.65	543,773,745.60	4,637,293.63	13,15	

INFORMATION ITEM

SCHOOL FACILITY PROGRAM OFFICE OF PUBLIC SCHOOL CONSTRUCTION FUNDING WORKLOAD LISTING (Applications Received Through August 23, 2019)

The New Construction and Modernization projects on this list represent completed applications awaiting the Office of Public School Construction (OPSC) processing and scheduling to the State Allocation Board.

This list includes future workload that is identified as:

- Pending reflects workload that has been processed by OPSC but awaiting further information/documentation from the district.
- Reviewing reflects currently being processed by OPSC.

Pursuant to SFP Regulation Section 1859.95.1, this list also includes applications that were received, but not reviewed by OPSC. This list is presented to the State Allocation Board for acknowledgement.

This list is also available on the Internet (link below) and is updated on the first and third Fridays of each month.
www.dgs.ca.gov/OPSC/Resources

SFP APPLICATIONS
New Construction and Charter School Facilities Program
- Workload as of August 23, 2019 -

District	County	Site Name	Application Number	OPSC Date Received	Estimated State Grant (a)	Financial Hardship (b)	Notification Occurred**
Raisin City Elementary	Fresno	Raisin City Elementary	50/62380-00-001	03/10/16	\$ 3,535,707	\$ 3,535,707	2/4/2019
Capistrano Unified	Orange	San Juan Hills High	50/66464-00-021	10/25/16	\$ 8,115,189	\$ -	3/5/2019
Pioneer Union Elementary	Kings	Pioneer Elementary	50/63990-00-003	10/26/16	\$ 4,337,647	\$ -	4/2/2019
Merced City Elementary	Merced	Peterson Elementary	50/65771-00-021	10/26/16	\$ 713,510	\$ -	4/2/2019
Bayshore Elementary	San Mateo	Bayshore Elementary	50/68858-00-001	10/26/16	\$ 2,660,831	\$ 2,660,831	4/2/2019
Los Banos Unified	Merced	Mercey Springs Elementary	50/65755-00-010	10/27/16	\$ 4,733,373	\$ -	4/2/2019
Chaffey Joint Union High	San Bernardino	Rancho Cucamonga High	50/67652-00-021	10/27/16	\$ 1,619,213	\$ -	4/2/2019
Manteca Unified	San Joaquin	Shasta Elementary	50/68593-00-024	10/28/16	\$ 2,210,445	\$ -	4/2/2019
Manteca Unified	San Joaquin	Lathrop Elementary	50/68593-00-025	10/28/16	\$ 2,782,724	\$ -	4/2/2019
Manteca Unified	San Joaquin	Sequoia Elementary	50/68593-00-026	10/28/16	\$ 2,302,306	\$ -	4/2/2019
Central Union High	Imperial	Phoenix Rising High	50/63115-00-001	10/31/16	\$ 469,996	\$ -	4/2/2019
Heber Elementary	Imperial	Dogwood Elementary	50/63131-00-005	10/31/16	\$ 1,938,209	\$ 1,938,209	4/2/2019
Sequoia Union High	San Mateo	Menlo-Atherton High	50/69062-01-013	10/31/16	\$ 3,032,044	\$ -	4/2/2019
Windsor Unified	Sonoma	Windsor Oaks Academy	50/75358-00-016	10/31/16	\$ 2,167,755	\$ -	4/2/2019
Dinuba Unified	Tulare	New High	50/75531-00-006	10/31/16	\$ 5,179,575	\$ 5,179,575	4/2/2019
Lancaster Elementary	Los Angeles	Endeavour Middle	50/64667-00-010	11/01/16	\$ 1,402,297	\$ -	4/2/2019
Tipton Elementary	Tulare	Tipton Elementary	50/72215-00-002	11/22/16	\$ 2,548,113	\$ 2,548,113	4/30/2019
Long Beach Unified	Los Angeles	Browning High	50/64725-00-019	12/12/16	\$ 14,094,276	\$ -	4/30/2019
Santa Maria-Bonita	Santa Barbara	Ida Redmond Taylor Elementary	50/69120-00-020	12/19/16	\$ 1,732,224	\$ -	4/30/2019
Santa Maria-Bonita	Santa Barbara	Liberty Elementary	50/69120-00-021	12/19/16	\$ 1,732,224	\$ -	4/30/2019
William S. Hart Union High	Los Angeles	Castaic High	50/65136-00-012	12/29/16	\$ 64,405,723	\$ -	4/30/2019
Folsom-Cordova Unified	Sacramento	Sundahl (Carl H.) Elementary	50/67330-21-009	01/06/17	\$ 6,088,796	\$ -	6/11/2019
Greenfield Union Elementary	Monterey	Apple Avenue Elementary	50/66035-00-002	01/07/17	\$ 2,345,428	\$ 2,345,428	6/11/2019
Corcoran Joint Unified	Kings	John Muir Middle	50/63891-00-001	01/13/17	\$ 750,830	\$ -	6/11/2019
Natomas Unified	Sacramento	Westlake K-8 Charter	50/75283-00-017	01/13/17	\$ 17,136,100	\$ -	6/11/2019
Perris Union High	Riverside	High School #4	50/67207-00-010	01/19/17	\$ 51,487,315	\$ -	6/11/2019
Pacific Elementary	Santa Cruz	Pacific Elementary	50/69781-00-001	01/20/17	\$ 111,040	\$ 111,040	6/11/2019
Pacific Elementary	Santa Cruz	Pacific Elementary	50/69781-00-002	01/20/17	\$ 111,040	\$ 111,040	6/11/2019
Arvin Union Elementary	Kern	Sierra Vista Elementary	50/63313-00-003	01/26/17	\$ 3,734,020	\$ -	6/11/2019
Visalia Unified	Tulare	Riverway Elementary	50/72256-00-030	01/26/17	\$ 11,114,715	\$ -	6/11/2019
Natomas Unified	Sacramento	Heron Elementary	50/75283-00-018	02/03/17	\$ 3,124,919	\$ -	6/11/2019
Natomas Unified	Sacramento	Discovery High	50/75283-00-019	02/03/17	\$ 518,124	\$ -	6/11/2019
Pomona Unified	Los Angeles	Philadelphia Elementary	50/64907-00-032	02/06/17	\$ 2,330,783	\$ -	6/11/2019
Corcoran Joint Unified	Kings	Mark Twain Elementary	50/63891-00-002	02/07/17	\$ 1,327,950	\$ -	6/11/2019
Los Molinos Unified	Tehama	Los Molinos Elementary	50/71571-00-001	02/07/17	\$ 553,824	\$ 553,824	6/11/2019
Stockton Unified	San Joaquin	El Dorado Elementary	50/68676-04-002	02/09/17	\$ 423,811	\$ -	6/11/2019
Sequoia Union Elementary	Tulare	Sequoia Elementary	50/72116-00-002	02/24/17	\$ 427,885	\$ 427,885	7/1/2019
Jurupa Unified	Riverside	New K-8 School #5	50/67090-00-012	03/07/17	\$ 15,507,131	\$ -	7/1/2019
William S. Hart Union High	Los Angeles	Saugus High	50/65136-00-013	03/10/17	\$ 1,505,563	\$ -	7/1/2019
Buena Vista Elementary	Tulare	Buena Vista Elementary	50/71829-00-003	03/15/17	\$ 2,966,043	\$ 2,966,043	7/1/2019
Capistrano Unified	Orange	Esencia K-8	50/66464-00-022	03/22/17	\$ 35,047,431	\$ -	7/1/2019
Scotts Valley Unified	Santa Cruz	Scotts Valley Middle	50/75432-00-001	04/20/17	\$ 5,317,001	\$ -	7/1/2019
Downey Unified	Los Angeles	Stauffer Middle	50/64451-00-014	04/21/17	\$ 2,784,640	\$ -	7/1/2019
Elk Grove Unified	Sacramento	East Franklin Elementary	50/67314-00-047	04/24/17	\$ 14,783,137	\$ -	7/1/2019
Chula Vista Elementary	San Diego	Saburo Muraoka Elementary	50/68023-00-012	04/26/17	\$ 17,912,631	\$ -	7/1/2019
Capistrano Unified	Orange	Tesoro High	50/66464-00-023	05/05/17	\$ 7,841,392	\$ -	8/6/2019
Brittan Elementary	Sutter	Brittan Elementary	50/71357-00-002	05/05/17	\$ 4,097,432	\$ 4,097,432	8/6/2019
Downey Unified	Los Angeles	Stauffer Middle	50/64451-00-015	05/08/17	\$ 2,332,553	\$ -	8/6/2019

SFP APPLICATIONS
New Construction and Charter School Facilities Program
- Workload as of August 23, 2019 -

District	County	Site Name	Application Number	OPSC Date Received	Estimated State Grant (a)	Financial Hardship (b)	Notification Occurred**
Kern High	Kern	Foothill High	50/63529-00-009	05/17/17	\$ 968,944	\$ -	8/6/2019
Chico Unified	Butte	Inspire School of the Arts and Sciences	54/61424-00-006	05/30/17	\$ 3,183,478	\$ -	
Chico Unified	Butte	Inspire School of the Arts and Sciences	54/61424-00-007	05/30/17	\$ 2,665,668	\$ -	
Lammersville Joint Unified	San Joaquin	Peter Hansen Elementary	50/76760-00-007	06/07/17	\$ 11,873,345	\$ -	8/6/2019
Ackerman Elementary	Placer	Bowman Elementary	50/66761-00-003	06/16/17	\$ 1,068,193	\$ -	8/6/2019
Standard Elementary	Kern	Standard Middle	50/63792-00-002	06/22/17	\$ 2,065,579	\$ -	
Farmersville Unified	Tulare	Farmersville High	50/75325-00-008	06/23/17	\$ 1,926,790	\$ 1,926,790	
Imperial Unified	Imperial	Cross Elementary	50/63164-00-006	07/03/17	\$ 11,889,879	\$ -	
Palm Springs Unified	Riverside	Agua Caliente Elementary	50/67173-00-014	07/06/17	\$ 4,873,871	\$ -	
Pierce Joint Unified	Colusa	Pierce High	50/61614-00-004	07/07/17	\$ 1,480,857	\$ -	
Jurupa Unified	Riverside	Sunnyslope Elementary	50/67090-00-013	07/12/17	\$ 2,722,065	\$ -	
Oxnard Elementary	Ventura	Lemonwood Elementary	50/72538-00-013	07/19/17	\$ 12,225,183	\$ -	
Sacramento County Office of Education	Sacramento	New Community School	50/10348-00-003	07/25/17	\$ 404,846	\$ 404,846	
Dublin Unified	Alameda	Dougherty Elementary	50/75093-00-011	07/28/17	\$ 1,998,741	\$ -	
Poway Unified	San Diego	Stone Ranch Elementary	50/68296-00-022	08/01/17	\$ 6,508,805	\$ -	
Riverside Unified	Riverside	John F. Kennedy Elementary	50/67215-00-029	08/02/17	\$ 315,887	\$ -	
Riverside Unified	Riverside	Emerson Elementary	50/67215-00-030	08/02/17	\$ 315,887	\$ -	
Chawanakee Unified	Madera	Hillside Elementary	50/75606-00-002	08/02/17	\$ 12,565,858	\$ -	
Sequoia Union High	San Mateo	Redwood High	50/69062-00-018	08/03/17	\$ 2,218,255	\$ -	
Irvine Unified	Orange	Portola Springs Elementary	50/73650-00-031	08/03/17	\$ 948,994	\$ -	
Dublin Unified	Alameda	Cottonwood Creek Elementary	50/75093-00-012	08/07/17	\$ 22,789,083	\$ -	
Corona-Norco Unified	Riverside	Augustine Ramirez Intermediate	50/67033-00-040	08/08/17	\$ 1,009,935	\$ -	
William S. Hart Union High	Los Angeles	Placerita Junior High	50/65136-00-014	08/09/17	\$ 2,890,803	\$ -	
Alisal Union	Monterey	Fremont Elementary	50/65961-00-011	08/10/17	\$ 7,231,447	\$ -	
Hesperia Unified	San Bernardino	Maple Elementary	50/75044-00-035	08/10/17	\$ 648,182	\$ -	
Murrieta Valley Unified	Riverside	Vista Murrieta High	50/75200-00-024	08/11/17	\$ 5,794,403	\$ -	
Porterville Unified	Tulare	Porterville High	50/75523-00-008	08/11/17	\$ 906,565	\$ -	
Porterville Unified	Tulare	Monache High	50/75523-00-009	08/11/17	\$ 2,525,778	\$ -	
Lamont Elementary	Kern	Myrtle Avenue Elementary	50/63560-00-001	08/14/17	\$ 248,990	\$ -	
Western Placer Unified	Placer	Lincoln High	50/66951-00-009	08/14/17	\$ 2,965,340	\$ -	
Sanger Unified	Fresno	Ronald W. Reagan Elementary	50/62414-00-019	08/15/17	\$ 576,555	\$ -	
Sanger Unified	Fresno	Sequoia Elementary	50/62414-00-020	08/15/17	\$ 972,351	\$ -	
Sanger Unified	Fresno	Washington Academic Middle	50/62414-00-021	08/15/17	\$ 83,348	\$ -	
Bakersfield City Elementary	Kern	Voorhies Elementary	50/63321-00-031	08/15/17	\$ 1,330,267	\$ -	
Escondido Union Elementary	San Diego	Mission Middle	50/68098-00-007	08/15/17	\$ 3,500,559	\$ -	
Old Adobe Union Elementary	Sonoma	Loma Vista Immersion Academy	50/70847-00-003	08/15/17	\$ 1,363,324	\$ -	
Natomas Unified	Sacramento	Natomas Park Elementary	50/75283-00-020	08/15/17	\$ 3,086,656	\$ -	
Martinez Unified	Contra Costa	Alhambra Senior High	50/61739-00-003	08/16/17	\$ 2,742,337	\$ -	
Escondido Union	San Diego	Quantum Academy	50/68098-00-008	08/16/17	\$ 1,410,545	\$ -	
Fremont Unified	Alameda	Brookvale Elementary	50/61176-00-009	08/17/17	\$ 2,518,817	\$ -	
Fremont Unified	Alameda	Patterson Elementary	50/61176-00-010	08/17/17	\$ 2,526,392	\$ -	
Alameda City Unified	Alameda	Frank Otis Elementary	50/61119-00-001	08/18/17	\$ 2,195,724	\$ -	
McCabe Union Elementary	Imperial	Corfman Middle	50/63180-00-004	08/18/17	\$ 706,996	\$ -	
Natomas Unified	Sacramento	Natomas Pacific Pathways Prep Middle	50/75283-00-021	08/18/17	\$ 3,948,395	\$ -	
Jurupa Unified	Riverside	New K-8 School #5	50/67090-00-014	08/23/17	\$ 3,581,554	\$ -	
Placer Union High	Placer	Del Oro High	50/66894-00-006	08/24/17	\$ 14,245,259	\$ -	
Cutler-Orosi Joint Unified	Tulare	Orosi High	50/71860-00-006	08/24/17	\$ 3,431,530	\$ -	
Irvine Unified	Orange	Rancho San Joaquin Middle	50/73650-00-032	08/24/17	\$ 10,223,148	\$ 10,223,148	

SFP APPLICATIONS
New Construction and Charter School Facilities Program
- Workload as of August 23, 2019 -

District	County	Site Name	Application Number	OPSC Date Received	Estimated State Grant (a)	Financial Hardship (b)	Notification Occurred**
Merced City Elementary	Merced	Ada Givens Elementary	50/65771-00-022	08/25/17	\$ 1,205,026	\$ -	
Sacramento City Unified	Sacramento	Kit Carson Middle	50/67439-00-004	08/30/17	\$ 1,970,132	\$ -	
Capay Joint Union Elementary	Glenn	Capay Joint Union Elementary	50/62554-00-001	09/01/17	\$ 2,070,382	\$ 2,070,382	
Palo Verde Union Elementary	Tulare	Palo Verde Elementary	50/72033-00-004	09/01/17	\$ 61,069	\$ 61,069	
Irvine Unified	Orange	Heritage Field K-8	50/73650-00-033	09/06/17	\$ 41,372,337	\$ -	
Bakersfield City Elementary	Kern	Stella Hills Elementary	50/63321-00-032	09/14/17	\$ 3,229,025	\$ -	
Bakersfield City Elementary	Kern	Evergreen Elementary	50/63321-00-033	09/15/17	\$ 1,457,130	\$ -	
Weaver Union	Merced	Weaver Middle	50/65862-00-002	09/15/17	\$ 4,595,737	\$ -	
Heber Elementary	Imperial	Heber Elementary	50/63131-00-007	09/18/17	\$ 3,014,314	\$ -	
Raymond-Knowles Union Elementary	Madera	Raymond-Knowles Elementary	50/65276-00-001	09/19/17	\$ 197,883	\$ 197,883	
Burbank Unified	Los Angeles	Bret Harte Elementary	50/64337-00-003	09/21/17	\$ 630,828	\$ -	
Saugus Union	Los Angeles	West Creek Academy	50/64998-00-019	09/27/17	\$ 3,699,651	\$ -	
Maple Elementary	Kern	Maple Elementary	50/63610-00-002	09/29/17	\$ 1,023,481	\$ 1,023,481	
Banta Elementary	San Joaquin	Banta Elementary	50/68486-00-003	09/29/17	\$ 196,978	\$ 196,978	
Greenfield Union Elementary	Monterey	Mary Chapa Literacy and Technology Academy	50/66035-00-003	10/03/17	\$ 749,769	\$ 749,769	
Antelope Elementary	Tehama	Antelope Elementary	50/71472-00-001	10/06/17	\$ 38,695	\$ -	
Antelope Elementary	Tehama	Antelope Elementary	50/71472-00-002	10/06/17	\$ 38,695	\$ -	
Antelope Elementary	Tehama	Antelope Elementary	50/71472-00-003	10/06/17	\$ 38,695	\$ -	
Antelope Elementary	Tehama	Antelope Elementary	50/71472-00-004	10/06/17	\$ 218,001	\$ -	
Palo Alto Unified	Santa Clara	Henry M. Gunn High	50/69641-00-003	10/11/17	\$ 3,238,427	\$ -	
Milpitas Unified	Santa Clara	Mabel Mattos Elementary	50/73387-00-001	10/12/17	\$ 16,845,997	\$ -	
Firebaugh-Las Deltas Joint Unified	Fresno	Arthur E. Mills Intermediate	50/73809-00-005	10/12/17	\$ 397,254	\$ -	
Panama-Buena Vista Union	Kern	Dolores S. Whitley Elementary	50/63362-00-041	10/16/17	\$ 12,071,259	\$ -	
Folsom-Cordova Unified	Sacramento	Sutter Middle	50/67330-21-010	10/16/17	\$ 6,584,059	\$ -	
Folsom-Cordova Unified	Sacramento	Oak Chan Elementary	50/67330-21-011	10/16/17	\$ 8,445,042	\$ -	
Lancaster Elementary	Los Angeles	Linda Verde Elementary	50/64667-00-011	10/17/17	\$ 1,115,805	\$ -	
Southern Humboldt Joint Unified	Humboldt	South Fork Junior - Senior High	50/63040-00-001	10/18/17	\$ 1,360,522	\$ -	
Southern Humboldt Joint Unified	Humboldt	Redway Elementary	50/63040-00-002	10/18/17	\$ 896,296	\$ -	
Greenfield Union Elementary	Monterey	Apple Avenue Elementary	50/66035-00-002	10/19/17	\$ 9,381,712	\$ 9,381,712	
Central Unified	Fresno	Hahn Phan Tilley	50/73965-00-019	10/23/17	\$ 11,679,644	\$ -	
Hollister Elementary	San Benito	Santana Ranch Elementary TK-8	50/67470-00-003	10/26/17	\$ 2,061,901	\$ 2,061,901	
Santa Paula Unified	Ventura	East Area 1	50/76828-00-001	10/27/17	\$ 24,572,839	\$ -	
Fremont Unified	Alameda	Lila Bringham Elementary	50/61176-00-011	10/31/17	\$ 32,667,294	\$ -	
San Benito High	San Benito	San Benito High	50/67538-00-002	10/31/17	\$ 5,002,975	\$ -	
San Marcos Unified	San Diego	Alvin M Dunn Elementary	50/73791-00-016	10/31/17	\$ 8,926,096	\$ -	
Dinuba Unified	Tulare	New High	50/75531-00-007	10/31/17	\$ 1,195,768	\$ 1,195,768	
Wiseburn Unified	Los Angeles	Wiseburn High	50/76869-00-001	10/31/17	\$ 963,069	\$ -	
San Marcos Unified	San Diego	Alvin M Dunn Elementary	50/73791-00-017	11/03/17	\$ 433,316	\$ -	
Oxnard Elementary	Ventura	Thurgood Marshall Elementary	50/72538-00-014	11/13/17	\$ 4,113,728	\$ -	
Lammersville Joint Unified	San Joaquin	Mountain House High	50/76760-00-008	11/29/17	\$ 4,515,588	\$ -	
Millville Elementary	Shasta	Millville Elementary	50/70052-00-002	12/04/17	\$ 387,910	\$ 387,910	
Hollister Elementary	San Benito	Sunnyslope Elementary	50/67470-00-004	12/07/17	\$ 5,060,372	\$ -	
Wasco Union Elementary	Kern	Teresa Burke Elementary	50/63842-00-004	12/11/17	\$ 926,805	\$ -	
Ceres Unified	Stanislaus	Central Valley High	50/71043-00-034	12/14/17	\$ 2,348,896	\$ -	
Beaumont Unified	Riverside	Starlight Elementary	50/66993-00-019	12/19/17	\$ 13,448,499	\$ -	
Kerman Unified	Fresno	Kerman High	50/73999-00-009	12/19/17	\$ 8,430,953	\$ -	
Santa Maria Joint Union High	Santa Barbara	Ernest Righetti High	50/69310-00-007	12/21/17	\$ 16,425,817	\$ -	
Irvine Unified	Orange	Stone Creek Elementary	50/73650-00-034	12/26/17	\$ 681,602	\$ -	

SFP APPLICATIONS
New Construction and Charter School Facilities Program
- Workload as of August 23, 2019 -

District	County	Site Name	Application Number	OPSC Date Received	Estimated State Grant (a)	Financial Hardship (b)	Notification Occurred**
Fremont Unified	Alameda	American High	50/61176-00-012	01/02/18	\$ 8,941,241	\$ -	
Merced City Elementary	Merced	Franklin Elementary	50/65771-00-023	01/04/18	\$ 1,254,719	\$ -	
Butteville Union Elementary	Siskiyou	Butteville Elementary	50/70201-00-002	01/08/18	\$ 794,536	\$ -	
Menifee Union Elementary	Riverside	Elementary #14	50/67116-00-015	01/10/18	\$ 13,764,919	\$ -	
Rio Elementary	Ventura	Rio Steam K-8	50/72561-00-006	01/12/18	\$ 12,743,164	\$ -	
Redondo Beach Unified	Los Angeles	Redondo Union High	50/75341-00-001	01/16/18	\$ 2,646,278	\$ -	
San Ramon Valley Unified	Contra Costa	Stone Valley Middle	50/61804-00-042	01/17/18	\$ 2,259,928	\$ -	
Monson-Sultana Joint Union Elementary	Tulare	Monson-Sultana Elementary	50/72009-00-002	01/22/18	\$ 189,699	\$ 189,699	
Escondido Union	San Diego	Central Elementary	50/68098-00-009	01/23/18	\$ 3,704,661	\$ -	
Fairfield-Suisun Unified	Solano	Public Safety Academy	50/70540-00-027	01/25/18	\$ 4,803,198	\$ -	
Irvine Unified	Orange	Creekside High	50/73650-00-035	01/25/18	\$ 1,579,717	\$ -	
Irvine Unified	Orange	Sierra Vista Middle	50/73650-00-036	01/25/18	\$ 1,572,100	\$ -	
Irvine Unified	Orange	South Lake Middle	50/73650-00-037	01/25/18	\$ 870,227	\$ -	
Southern Kern Unified	Kern	Hamilton Elementary	50/63776-00-002	02/13/18	\$ 11,736,558	\$ 11,736,558	
West Park Elementary	Fresno	West Park Elementary	50/62539-00-001	02/15/18	\$ 528,065	\$ 528,065	
Beaumont Unified	Riverside	Beaumont Senior High	50/66993-00-020	02/20/18	\$ 965,901	\$ -	
Carpinteria Unified	Santa Barbara	Carpinteria Family	50/69146-00-002	02/27/18	\$ 1,382,615	\$ -	
Carpinteria Unified	Santa Barbara	Canalino Elementary	50/69146-00-003	02/27/18	\$ 1,252,982	\$ -	
Irvine Unified	Orange	Eastshore Elementary	50/73650-00-038	03/02/18	\$ 835,854	\$ -	
Irvine Unified	Orange	Venado Middle	50/73650-00-039	03/02/18	\$ 2,231,969	\$ -	
Corona-Norco Unified	Riverside	John Adams Elementary	50/67033-00-041	03/06/18	\$ 3,086,390	\$ -	
Roseville Joint Union High	Placer	New High School #6	50/66928-00-008	03/12/18	\$ 26,629,500	\$ -	
Tulare City	Tulare	Alpine Vista Elementary	50/72231-00-005	03/13/18	\$ 3,969,972	\$ -	
Gerber Union Elementary	Tehama	Gerber Elementary	50/71548-00-001	03/15/18	\$ 468,016	\$ 468,016	
Newman-Crows Landing Unified	Stanislaus	Hurd Barrington Elementary	50/73601-00-005	03/16/18	\$ 578,350	\$ -	
Snowline Joint Unified	San Bernardino	New Elementary	50/73957-00-016	03/19/18	\$ 1,850,720	\$ 1,850,720	
Snowline Joint Unified	San Bernardino	New Elementary	50/73957-00-017	03/19/18	\$ 84,062	\$ 84,062	
Snowline Joint Unified	San Bernardino	New Elementary	50/73957-00-018	03/19/18	\$ 84,062	\$ 84,062	
San Jacinto Unified	Riverside	New Middle School	50/67249-00-017	03/21/18	\$ 25,322,444	\$ -	
Irvine Unified	Orange	Loma Ridge Elementary	50/73650-00-040	03/21/18	\$ 33,872,655	\$ -	
Livingston Union	Merced	Campus Park Elementary	50/65748-00-003	03/28/18	\$ 2,247,743	\$ -	
Livingston Union	Merced	Selma Herndon Elementary	50/65748-00-004	03/28/18	\$ 1,101,192	\$ -	
Livingston Union	Merced	Yamato Colony Elementary	50/65748-00-005	03/28/18	\$ 774,268	\$ -	
Victor Elementary	San Bernardino	Elementary School #20	50/67918-00-011	03/30/18	\$ 10,935,579	\$ -	
Madera Unified	Madera	Matilda Torres High	50/65243-00-011	04/03/18	\$ 36,161,659	\$ -	
San Jose Unified	Santa Clara	San Jose High	50/69666-00-001	04/06/18	\$ 471,583	\$ -	
Corona-Norco Unified	Riverside	Lincoln Alternative Elementary	50/67033-00-042	04/10/18	\$ 1,641,187	\$ -	
Irvine Unified	Orange	Rancho San Joaquin Middle	50/73650-00-041	04/11/18	\$ 1,108,967	\$ -	
Coalinga-Huron Unified	Fresno	Huron Elementary	50/62125-00-005	04/13/18	\$ 3,166,987	\$ -	
Coalinga-Huron Unified	Fresno	Henry F Bishop Elementary	50/62125-00-006	04/13/18	\$ 2,601,786	\$ -	
Coalinga-Huron Unified	Fresno	Nell Dawson Elementary	50/62125-00-007	04/13/18	\$ 3,397,140	\$ -	
Coalinga-Huron Unified	Fresno	Huron Middle	50/62125-00-008	04/13/18	\$ 3,304,410	\$ -	
Santa Maria Joint Union High	Santa Barbara	Ag Ed & Career Tech Center	50/69310-00-008	04/17/18	\$ 4,547,024	\$ -	
San Marcos Unified	San Diego	San Marcos Middle	50/73791-00-018	04/17/18	\$ 9,500,378	\$ -	
Clay Joint Elementary	Fresno	Clay Elementary	50/62109-00-003	04/19/18	\$ 1,422,476	\$ 1,422,476	
Buckeye Union Elementary	El Dorado	Charter Montessori Valley View Campus	50/61838-00-008	04/23/18	\$ 2,289,961	\$ -	
Oxnard	Ventura	Elm Street Elementary	50/72538-00-015	04/30/18	\$ 8,595,811	\$ -	
Oakley Union Elementary	Contra Costa	Summer Lake Elementary	50/61762-00-011	05/03/18	\$ 11,345,343	\$ 11,345,343	

SFP APPLICATIONS
New Construction and Charter School Facilities Program
- Workload as of August 23, 2019 -

District	County	Site Name	Application Number	OPSC Date Received	Estimated State Grant (a)	Financial Hardship (b)	Notification Occurred**
Centinela Valley Union High	Los Angeles	Lawndale High	50/64352-00-006	05/04/18	\$ 5,840,880	\$ -	
Sutter Union High	Sutter	Sutter High	50/71449-00-003	05/08/18	\$ 6,127,663	\$ 6,127,663	
Sanger Unified	Fresno	Sanger Educational Complex	50/62414-00-022	05/11/18	\$ 24,284,563	\$ -	
Wasco Union Elementary	Kern	Palm Avenue Elementary	50/63842-00-005	05/21/18	\$ 1,363,433	\$ 1,363,433	
Visalia Unified	Tulare	Denton Elementary	50/72256-00-031	05/21/18	\$ 9,966,124	\$ -	
Jurupa Unified	Riverside	Glen Avon Elementary	50/67090-00-015	05/22/18	\$ 914,157	\$ -	
San Dieguito Union High	San Diego	Pacific Trails Middle	50/68346-00-005	05/29/18	\$ 6,239,976	\$ -	
Bakersfield City	Kern	Noble Elementary	50/63321-00-034	05/31/18	\$ 1,584,750	\$ -	
Konocti Unified	Lake	Lower Lake High	50/64022-00-001	05/31/18	\$ 478,657	\$ -	
Kern High	Kern	Independence High	50/63529-00-010	06/05/18	\$ 9,406,276	\$ -	
Caruthers Unified	Fresno	Caruthers Elementary	50/75598-00-001	06/05/18	\$ 1,702,182	\$ -	
Brea-Olinda Unified	Orange	Olinda Elementary	50/66449-00-002	06/08/18	\$ 867,837	\$ -	
Woodland Joint Unified	Yolo	Spring Lake Elementary	50/72710-00-006	06/08/18	\$ 4,633,025	\$ -	
Corona-Norco Unified	Riverside	Norco Elementary	50/67033-00-043	06/12/18	\$ 1,937,594	\$ -	
Riverdale Joint Unified	Fresno	Riverdale Elementary	50/75408-00-002	06/14/18	\$ 1,719,374	\$ -	
Fairfield-Suisun Unified	Solano	Grange Middle	50/70540-00-028	06/18/18	\$ 2,732,268	\$ -	
Walnut Valley Unified	Los Angeles	Quail Summit Elementary	50/73460-00-010	06/20/18	\$ 324,226	\$ -	
Lemoore Union High	Kings	Lemoore High	50/63982-00-002	06/22/18	\$ 1,221,650	\$ -	
Tulare Joint Union High	Tulare	Tulare Western High	50/72249-00-003	06/22/18	\$ 602,300	\$ -	
San Marcos Unified	San Diego	La Costa Meadows Elementary	50/73791-00-019	06/25/18	\$ 1,622,639	\$ -	
San Marcos Unified	San Diego	La Costa Meadows Elementary	50/73791-00-020	06/25/18	\$ 981,918	\$ -	
Dinuba Unified	Tulare	New High	50/75531-00-006	06/27/18	\$ 48,607,132	\$ 48,607,132	
Bakersfield City	Kern	Leo G Pauly Elementary	50/63321-00-035	06/28/18	\$ 1,464,460	\$ -	
Bakersfield City	Kern	Leo G Pauly Elementary	50/63321-00-036	06/28/18	\$ 1,692,826	\$ -	
Western Placer Unified	Placer	Glen Edwards Middle	50/66951-00-010	06/29/18	\$ 4,168,288	\$ -	
Fowler Unified	Fresno	Fowler High	50/62158-00-002	07/05/18	\$ 1,662,406	\$ -	
Guadalupe Union Elementary	Santa Barbara	Kermit McKenzie Junior High	50/69203-00-002	07/06/18	\$ 1,692,026	\$ -	
Irvine Unified	Orange	Cypress Village Elementary	50/73650-00-042	07/06/18	\$ 1,394,110	\$ -	
Irvine Unified	Orange	Woodbridge High	50/73650-00-043	07/06/18	\$ 3,041,419	\$ -	
Bakersfield City	Kern	Hort Elementary	50/63321-00-037	07/10/18	\$ 2,574,301	\$ -	
Bakersfield City	Kern	Bessie E Owens Intermediate	50/63321-00-038	07/12/18	\$ 1,416,427	\$ -	
Bakersfield City	Kern	Evergreen Elementary	50/63321-00-039	07/13/18	\$ 1,381,396	\$ -	
Merced City Elementary	Merced	Rudolph Rivera Elementary	50/65771-00-024	07/13/18	\$ 744,286	\$ -	
Imperial County Office of Education	Imperial	La Paloma Elementary	50/10132-01-005	07/16/18	\$ 117,011	\$ 117,011	
Imperial County Office of Education	Imperial	Cross Elementary	50/10132-02-002	07/16/18	\$ 234,022	\$ 234,022	
Imperial County Office of Education	Imperial	Calexico High	50/10132-03-006	07/16/18	\$ 234,022	\$ 234,022	
Imperial County Office of Education	Imperial	La Victoria Elementary	50/10132-03-007	07/16/18	\$ 351,032	\$ 351,032	
Imperial County Office of Education	Imperial	De Anza 9th Grade Academy	50/10132-03-008	07/16/18	\$ 351,032	\$ 351,032	
Fairfield-Suisun Unified	Solano	Fairview Elementary	50/70540-00-029	07/16/18	\$ 2,577,077	\$ -	
Liberty Elementary	Tulare	Liberty Elementary	50/71985-00-004	07/16/18	\$ 3,015,213	\$ -	
Gustine Unified	Merced	Gustine High	50/73619-00-006	07/16/18	\$ 2,092,598	\$ 2,092,598	
Hanford Elementary	Kings	Martin Luther King Jr Elementary	50/63917-00-004	07/19/18	\$ 2,798,162	\$ -	
Sequoia Union High	San Mateo	TIDE Academy	50/69062-01-009	07/19/18	\$ 17,996,168	\$ -	
Oxnard	Ventura	Emilie Ritchen Elementary	50/72538-00-016	07/19/18	\$ 808,227	\$ -	
Oxnard	Ventura	Norman R Brekke Elementary	50/72538-00-017	07/19/18	\$ 645,848	\$ -	
Oxnard	Ventura	Christa McAuliffe Elementary	50/72538-00-018	07/19/18	\$ 863,865	\$ -	
Lucia Mar Unified	San Luis Obispo	Oceano Elementary	50/68759-00-008	07/25/18	\$ 3,960,355	\$ -	
Gustine Unified	Merced	Romero Elementary	50/73619-00-007	07/26/18	\$ 1,420,047	\$ 1,420,047	

SFP APPLICATIONS
New Construction and Charter School Facilities Program
- Workload as of August 23, 2019 -

District	County	Site Name	Application Number	OPSC Date Received	Estimated State Grant (a)	Financial Hardship (b)	Notification Occurred**
Ripon Unified	San Joaquin	Colony Oak Elementary	50/68650-00-007	07/27/18	\$ 8,081,016	\$ -	
Oxnard	Ventura	Lemonwood Elementary	50/72538-00-019	07/27/18	\$ 1,937,447	\$ -	
Oxnard	Ventura	Elm Street Elementary	50/72538-00-020	07/27/18	\$ 832,824	\$ -	
Oxnard	Ventura	Thurgood Marshall Elementary	50/72538-00-021	07/27/18	\$ 957,376	\$ -	
Oxnard	Ventura	McKinna Elementary	50/72538-00-022	07/27/18	\$ 10,247,550	\$ -	
Oxnard	Ventura	McKinna Elementary	50/72538-00-023	07/27/18	\$ 960,061	\$ -	
Kern High	Kern	Frontier High	50/63529-00-011	07/30/18	\$ 4,390,293	\$ -	
Oxnard	Ventura	Ramona Elementary	50/72538-00-024	07/30/18	\$ 660,882	\$ -	
Irvine Unified	Orange	Springbrook Elementary	50/73650-00-044	07/30/18	\$ 1,626,156	\$ -	
Konocti Unified	Lake	Lower Lake Elementary	50/64022-00-002	08/06/18	\$ 350,352	\$ -	
Redlands Unified	San Bernardino	Mission Elementary	50/67843-00-009	08/06/18	\$ 532,726	\$ -	
Clovis Unified	Fresno	Reagan Elementary	50/62117-00-022	08/07/18	\$ 440,947	\$ -	
Clovis Unified	Fresno	Reyburn Intermediate	50/62117-00-023	08/07/18	\$ 441,108	\$ -	
Clovis Unified	Fresno	James S Fugman Elementary	50/62117-00-024	08/07/18	\$ 254,782	\$ -	
Atwater Elementary	Merced	Peggy Heller Elementary	50/65631-00-005	08/07/18	\$ 2,312,887	\$ -	
Tustin Unified	Orange	Robert Heideman Elementary	50/73643-00-022	08/07/18	\$ 1,447,625	\$ -	
Los Banos Unified	Merced	Pacheco High	50/65755-00-011	08/08/18	\$ 1,492,303	\$ -	
Southern Kern Unified	Kern	Tropico Middle	50/63776-00-004	08/09/18	\$ 11,870,062	\$ 11,870,062	
Los Banos Unified	Merced	Volta Elementary	50/65755-00-012	08/09/18	\$ 1,076,430	\$ -	
Pajaro Valley Unified	Santa Cruz	Aptos Junior High	50/69799-00-009	08/09/18	\$ 2,254,552	\$ -	
Pajaro Valley Unified	Santa Cruz	Valencia Elementary	50/69799-00-010	08/09/18	\$ 1,457,285	\$ -	
Chico Unified	Butte	Neal Dow Elementary	50/61424-00-007	08/10/18	\$ 1,589,066	\$ -	
Chico Unified	Butte	Marigold Elementary	50/61424-00-008	08/10/18	\$ 656,036	\$ -	
Chico Unified	Butte	Loma Vista	50/61424-00-009	08/10/18	\$ 667,338	\$ -	
Chico Unified	Butte	Shasta Elementary	50/61424-00-010	08/10/18	\$ 1,691,974	\$ -	
Albany City Unified	Alameda	Albany Middle	50/61127-00-003	08/13/18	\$ 4,492,118	\$ -	
Bakersfield City	Kern	New Elementary	50/63321-00-040	08/15/18	\$ 14,612,348	\$ 14,612,348	
Roberts Ferry Union Elementary	Stanislaus	Roberts Ferry Union Elementary	50/71233-00-002	08/15/18	\$ 537,066	\$ 537,066	
Monson-Sultana Joint Union Elementary	Tulare	Monson-Sultana Elementary	50/72009-00-003	08/15/18	\$ 1,324,540	\$ 1,324,540	
Willows Unified	Glenn	Murdock Elementary	50/62661-00-001	08/17/18	\$ 1,303,978	\$ -	
Centinela Valley Union High	Los Angeles	Hawthorne High	50/64352-00-007	08/17/18	\$ 1,122,890	\$ -	
Anaheim Union High	Orange	Dale Junior High	50/66431-05-002	08/17/18	\$ 2,491,096	\$ -	
Anaheim Union High	Orange	Oxford Academy	50/66431-05-003	08/17/18	\$ 1,470,799	\$ -	
Corona-Norco Unified	Riverside	Dr Bernice Jameson Todd Academy	50/67033-00-044	08/17/18	\$ 5,996,385	\$ -	
Templeton Unified	San Luis Obispo	Templeton High	50/68841-00-002	08/17/18	\$ 3,406,620	\$ -	
Gustine Unified	Merced	Gustine Middle	50/73619-00-008	08/17/18	\$ 1,458,100	\$ 1,458,100	
Gustine Unified	Merced	Gustine Elementary	50/73619-00-009	08/17/18	\$ 1,433,571	\$ 1,433,571	
Irvine Unified	Orange	Canyon View Elementary	50/73650-00-045	08/17/18	\$ 932,595	\$ -	
Yuba County Office of Education	Yuba	Virginia School	50/10587-00-004	08/22/18	\$ 613,950	\$ 613,950	
Yuba County Office of Education	Yuba	Virginia School	50/10587-00-005	08/22/18	\$ 382,468	\$ 382,468	
Corona-Norco Unified	Riverside	Rondo Elementary	50/67033-00-045	08/22/18	\$ 16,832,543	\$ -	
San Dieguito Union High	San Diego	San Dieguito High Academy	50/68346-00-006***	08/23/18	\$ 6,836,372	\$ -	
Rocklin Unified	Placer	Elementary #12	50/75085-00-014***	08/23/18	\$ 16,135,519	\$ -	
San Carlos Elementary	San Mateo	San Carlos Charter Learning Center	50/69021-00-001***	08/24/18	\$ 5,939,528	\$ -	
Irvine Unified	Orange	Meadow Park Elementary	50/73650-00-046***	08/24/18	\$ 1,149,109	\$ -	
Irvine Unified	Orange	Brywood Elementary	50/73650-00-047***	08/24/18	\$ 1,094,082	\$ -	
Roseville City Elementary	Placer	Riego Creek Elementary	50/66910-00-015***	08/29/18	\$ 13,101,726	\$ -	
Tahoe-Truckee Unified	Placer	Kings Beach Elementary	50/66944-00-006***	08/29/18	\$ 1,810,817	\$ -	

SFP APPLICATIONS
New Construction and Charter School Facilities Program
- Workload as of August 23, 2019 -

District	County	Site Name	Application Number	OPSC Date Received	Estimated State Grant (a)	Financial Hardship (b)	Notification Occurred**
Tahoe-Truckee Unified	Placer	Tahoe Truckee High	50/66944-00-007***	08/29/18	\$ 7,839,397	\$ -	
Tahoe-Truckee Unified	Placer	Donner Trail Elementary	50/66944-00-008***	08/29/18	\$ 564,411	\$ -	
Los Angeles Unified	Los Angeles	Castlebay Lane Elementary	50/64733-00-144***	08/30/18	\$ 2,539,262	\$ -	
Los Angeles Unified	Los Angeles	Latona Avenue Elementary	50/64733-00-145***	08/30/18	\$ 2,758,524	\$ -	
Los Angeles Unified	Los Angeles	Porter Ranch Community	50/64733-00-146***	08/30/18	\$ 3,054,672	\$ -	
Los Angeles Unified	Los Angeles	Normont Elementary	50/64733-00-147***	08/30/18	\$ 2,467,384	\$ -	
Los Angeles Unified	Los Angeles	Multnomah Street Elementary	50/64733-34-001***	08/30/18	\$ 2,490,317	\$ -	
Galt Joint Union High	Sacramento	Galt High	50/67355-00-006***	09/04/18	\$ 2,262,821	\$ -	
Los Angeles Unified	Los Angeles	Berendo Middle	50/64733-00-148***	09/05/18	\$ 2,756,321	\$ -	
Sacramento County Office of Education	Sacramento	New Community School	50/10348-00-004***	09/06/18	\$ 675,200	\$ 675,200	
Robla Elementary	Sacramento	Main Avenue Elementary	50/67421-00-001***	09/06/18	\$ 2,737,939	\$ -	
Robla Elementary	Sacramento	Main Avenue Elementary	50/67421-00-002***	09/06/18	\$ 1,707,611	\$ -	
Jacoby Creek Elementary	Humboldt	Jacoby Creek	50/62893-00-001***	09/07/18	\$ 347,010	\$ 347,010	
Tulare Joint Union High	Tulare	Tulare Union High	50/72249-00-004***	09/07/18	\$ 3,358,975	\$ -	
Stockton Unified	San Joaquin	Kennedy Elementary	50/68676-01-003***	09/10/18	\$ 6,750,094	\$ -	
Sanger Unified	Fresno	Ronald W Reagan Elementary	50/62414-00-023***	09/12/18	\$ 429,395	\$ -	
Brawley Elementary	Imperial	La Paloma	50/63073-00-002***	09/12/18	\$ 12,914,632	\$ -	
Los Angeles Unified	Los Angeles	Porter Ranch Community	50/64733-00-149***	09/12/18	\$ 3,478,337	\$ -	
Los Angeles Unified	Los Angeles	Crenshaw Senior High	51/64733-00-004*	09/17/18	\$ 3,570,460	\$ -	
Napa Valley Unified	Napa	Snow Elementary	51/66266-00-001	07/23/19	\$ 3,253,001	\$ -	
Santa Rosa High	Sonoma	Roseland Accelerated Middle	54/70920-00-003	08/09/19	\$ 354,586	\$ -	
Santa Rosa High	Sonoma	Roseland Accelerated Middle	54/70920-00-004	08/09/19	\$ 5,114,925	\$ -	
					\$ 1,501,663,411	\$ 178,218,071	
					Total	\$ 1,679,881,481	

NEW CONSTRUCTION FUNDING SUB-TOTALS	\$ 1,492,113,437	\$ 178,218,071
NEW CONSTRUCTION FACILITY HARDSHIP - NON SEISMIC	\$ 3,253,001	\$ -
NEW CONSTRUCTION FUNDING TOTAL		\$1,673,584,509
NEW CONSTRUCTION FACILITY HARDSHIP - SEISMIC	\$ 3,570,460	\$ -
CHARTER SCHOOLS	\$ 11,318,657	\$ -

(a) Represents estimated state share of project including excessive cost grants. Amounts shown have not been reviewed by OPSC for compliance with all School Facility Program requirements.

(b) Represents estimated financial hardship. Amounts shown have not been reviewed by OPSC for compliance with all School Facility Program requirements.

*Facility Hardship project requesting Seismic Mitigation Program funding.

** School districts have been notified that the Office of Public School Construction will begin processing the district's application in the near future.

SFP APPLICATIONS
 Modernization School Facilities Program
 - Workload as of August 23, 2019 -

District	County	Site Name	Application Number	OPSC Date Received	Estimated State Grant (a)	Financial Hardship (b)	Notification Occurred**
Pioneer Union Elementary	Kings	Pioneer Elementary	57/63990-00-003	10/26/16	\$ 1,894,686	\$ -	4/2/2019
Colton Joint Unified	San Bernardino	Colton High	57/67686-00-023	10/26/16	\$ 1,525,061	\$ -	4/2/2019
Bayshore Elementary	San Mateo	Bayshore Elementary	57/68858-00-001	10/26/16	\$ 1,330,987	\$ -	
Manteca Unified	San Joaquin	Golden West Elementary	57/68593-00-011	10/28/16	\$ 1,579,503	\$ -	4/2/2019
Manteca Unified	San Joaquin	Shasta Elementary	57/68593-00-012	10/28/16	\$ 1,532,202	\$ -	4/2/2019
Manteca Unified	San Joaquin	Lathrop Elementary	57/68593-00-013	10/28/16	\$ 3,749,688	\$ -	4/2/2019
Manteca Unified	San Joaquin	Sequoia Elementary	57/68593-00-014	10/28/16	\$ 3,529,162	\$ -	4/2/2019
Manteca Unified	San Joaquin	Lincoln Elementary	57/68593-00-015	10/28/16	\$ 2,754,052	\$ -	4/2/2019
Saddleback Valley Unified	Orange	Trabuco Mesa Elementary	57/73635-00-036	10/28/16	\$ 2,694,648	\$ -	4/2/2019
Saddleback Valley Unified	Orange	Cielo Vista Elementary	57/73635-00-037	10/28/16	\$ 3,555,938	\$ -	4/2/2019
San Ramon Valley Unified	Contra Costa	Walt Disney Elementary	57/61804-00-024	10/31/16	\$ 785,930	\$ -	4/2/2019
Clovis Unified	Fresno	Mountain View Elementary	57/62117-00-053	10/31/16	\$ 1,831,518	\$ -	4/2/2019
San Ramon Valley Unified	Contra Costa	Monte Vista High	57/61804-00-025	11/03/16	\$ 985,056	\$ -	4/2/2019
Saugus Union	Los Angeles	James Foster Elementary	57/64998-00-008	11/04/16	\$ 629,801	\$ -	4/2/2019
Saugus Union	Los Angeles	Charles Helmers Elementary	57/64998-00-009	11/04/16	\$ 3,152,965	\$ -	4/2/2019
Garden Grove Unified	Orange	Leo Carrillo Elementary	57/66522-00-075	11/04/16	\$ 494,934	\$ -	4/2/2019
Garden Grove Unified	Orange	Post Elementary	57/66522-00-076	11/04/16	\$ 637,489	\$ -	4/2/2019
Garden Grove Unified	Orange	Sarah McGarvin Intermediate	57/66522-00-077	11/04/16	\$ 287,838	\$ -	4/2/2019
Garden Grove Unified	Orange	Clinton-Mendenhall Elementary	57/66522-00-078	11/04/16	\$ 601,582	\$ -	4/2/2019
Garden Grove Unified	Orange	Edward Russell Elementary	57/66522-00-079	11/04/16	\$ 481,663	\$ -	4/2/2019
Garden Grove Unified	Orange	Garden Grove High	57/66522-00-080	11/04/16	\$ 1,933,679	\$ -	4/2/2019
Garden Grove Unified	Orange	Patton Elementary	57/66522-00-081	11/04/16	\$ 352,124	\$ -	4/2/2019
Garden Grove Unified	Orange	Louis Lake Intermediate	57/66522-00-082	11/04/16	\$ 285,627	\$ -	4/2/2019
Garden Grove Unified	Orange	Leroy L Doig Intermediate	57/66522-00-083	11/04/16	\$ 687,631	\$ -	4/2/2019
Garden Grove Unified	Orange	Dwight D Eisenhower Elementary	57/66522-00-084	11/04/16	\$ 1,061,123	\$ -	4/2/2019
Garden Grove Unified	Orange	Bolsa Grande High	57/66522-00-085	11/04/16	\$ 1,025,169	\$ -	4/2/2019
Sonora Elementary	Tuolumne	Sonora Elementary	57/72371-00-004	11/08/16	\$ 1,360,167	\$ -	5/1/2019
Sonora Elementary	Tuolumne	Sonora Elementary	57/72371-00-003	11/09/16	\$ 2,067,799	\$ -	5/1/2019
Rosemead Elementary	Los Angeles	Janson Elementary	57/64931-00-010	11/16/16	\$ 2,582,808	\$ -	5/1/2019
Rosemead Elementary	Los Angeles	Janson Elementary	57/64931-00-011	11/16/16	\$ 2,586,682	\$ -	5/1/2019
Rosemead Elementary	Los Angeles	Encinita Elementary	57/64931-00-012	11/16/16	\$ 1,556,508	\$ -	5/1/2019
Grossmont Union High	San Diego	Chaparral High	57/68130-00-025	11/17/16	\$ 2,162,636	\$ -	5/1/2019
Santa Paula Unified	Ventura	Renaissance High	57/76828-00-001	11/17/16	\$ 735,739	\$ -	5/1/2019
Azusa Unified	Los Angeles	Paramount Elementary	57/64279-00-018	11/18/16	\$ 2,861,302	\$ -	5/1/2019
Culver City Unified	Los Angeles	El Marino Elementary	57/64444-00-015	11/18/16	\$ 1,354,409	\$ -	5/1/2019
Duarte Unified	Los Angeles	Northview Intermediate	57/64469-00-011	11/22/16	\$ 3,232,275	\$ -	5/1/2019
Alvord Unified	Riverside	Norte Vista Hihh	57/66977-00-015	11/22/16	\$ 2,222,641	\$ -	5/1/2019
Traver Joint Elementary	Tulare	Traver Elementary	57/72223-00-002	11/22/16	\$ 105,143	\$ 70,096	5/1/2019
Saddleback Valley Unified	Orange	Mission Viejo High	57/73635-00-038	11/23/16	\$ 4,096,931	\$ -	5/1/2019
Saddleback Valley Unified	Orange	Trabuco Hills High	57/73635-00-039	11/29/16	\$ 2,199,511	\$ -	5/1/2019
Santa Barbara Unified	Santa Barbara	La Colina Junior High	57/76786-00-009	11/29/16	\$ 964,894	\$ -	5/1/2019
Princeton Joint Unified	Glenn	Princeton Junior-Senior High	57/62646-00-001	12/01/16	\$ 1,050,884	\$ -	5/1/2019
Princeton Joint Unified	Glenn	Princeton Elementary	57/62646-00-002	12/01/16	\$ 344,816	\$ -	5/1/2019
Placer Union High	Placer	Placer High	57/66894-00-010	12/01/16	\$ 3,190,203	\$ -	5/1/2019
Torrance Unified	Los Angeles	Torrance High	57/65060-00-035	12/06/16	\$ 4,209,195	\$ -	5/1/2019
Merced City Elementary	Merced	Hoover Middle	57/65771-00-012	12/07/16	\$ 3,805,712	\$ -	5/1/2019
Stockton Unified	San Joaquin	Edison Senior High	57/68676-00-039	12/07/16	\$ 16,101,918	\$ -	5/1/2019
Newport-Mesa Unified	Orange	Corona Del Mar High	57/66597-00-041	12/12/16	\$ 5,555,425	\$ -	5/1/2019

SFP APPLICATIONS
Modernization School Facilities Program
- Workload as of August 23, 2019 -

District	County	Site Name	Application Number	OPSC Date Received	Estimated State Grant (a)	Financial Hardship (b)	Notification Occurred**
Palm Springs Unified	Riverside	Raymond Cree Middle	57/67173-00-010	12/12/16	\$ 588,722	\$ -	5/1/2019
Franklin-McKinley Elementary	Santa Clara	Franklin Elementary	57/69450-00-010	12/14/16	\$ 2,358,216	\$ -	5/1/2019
Placer Union High	Placer	Del Oro High	57/66894-00-011	12/15/16	\$ 2,787,304	\$ -	5/1/2019
Garden Grove Unified	Orange	Marie Hare Continuation High	57/66522-00-086	12/21/16	\$ 894,001	\$ -	5/1/2019
Moreno Valley Unified	Riverside	Edgemont Elementary	57/67124-00-009	12/23/16	\$ 1,059,890	\$ -	5/1/2019
Moreno Valley Unified	Riverside	Moreno Valley High	57/67124-00-010	12/23/16	\$ 1,667,764	\$ -	5/1/2019
Alvord Unified	Riverside	Crista S. McAuliffe Elementary	57/66977-00-016	12/28/16	\$ 840,231	\$ -	5/1/2019
Alvord Unified	Riverside	La Sierra High	57/66977-00-017	12/28/16	\$ 2,715,598	\$ -	5/1/2019
Alvord Unified	Riverside	Foothill Elementary	57/66977-00-018	12/28/16	\$ 1,508,459	\$ -	5/1/2019
Jurupa Unified	Riverside	Peralta Elementary	57/67090-00-009	12/29/16	\$ 690,106	\$ -	5/1/2019
Folsom-Cordova Unified	Sacramento	Sundahl (Carl H.) Elementary	57/67330-21-005	01/06/17	\$ 1,900,623	\$ -	6/11/2019
Woodville Elementary	Tulare	Woodville Elementary	57/72298-00-002	01/06/17	\$ 173,771	\$ 115,847	6/11/2019
Lancaster Elementary	Los Angeles	Joshua Elementary	57/64667-00-008	01/11/17	\$ 1,514,346	\$ -	6/11/2019
Hollister Elementary	San Benito	Cerra Vista Elementary	57/67470-00-001	01/11/17	\$ 1,097,653	\$ -	6/11/2019
Hollister Elementary	San Benito	Calaveras Elementary	57/67470-00-002	01/11/17	\$ 1,120,146	\$ -	6/11/2019
Torrance Unified	Los Angeles	North High	57/65060-00-036	01/12/17	\$ 2,283,123	\$ -	6/11/2019
Corcoran Joint Unified	Kings	John Muir Middle	57/63891-00-011	01/13/17	\$ 2,251,630	\$ -	6/11/2019
Merced City Elementary	Merced	Chenoweth Elementary	57/65771-00-013	01/17/17	\$ 1,341,801	\$ -	6/11/2019
Merced City Elementary	Merced	Chenoweth Elementary	57/65771-00-014	01/17/17	\$ 667,044	\$ -	6/11/2019
Rincon Valley Unioin Elementary	Sonoma	Binkley Elementary	57/70896-00-009	01/17/17	\$ 1,397,839	\$ -	6/11/2019
Rincon Valley Unioin Elementary	Sonoma	Madrone Elementary	57/70896-00-010	01/17/17	\$ 592,830	\$ -	6/11/2019
Colton Joint Unified	San Bernardino	Bloomington High	57/67686-00-024	01/18/17	\$ 1,674,492	\$ -	6/11/2019
Pacific Elementary	Santa Cruz	Pacific Elementary	57/69781-00-001	01/20/17	\$ 47,565	\$ 31,710	6/11/2019
Westside Union Elementary	Los Angeles	Cottonwood Elementary	57/65102-00-004	01/24/17	\$ 2,226,796	\$ -	6/11/2019
Gridley Unified	Butte	Sycamore Middle	57/75507-00-001	01/24/17	\$ 669,187	\$ -	6/11/2019
Gridley Unified	Butte	Sycamore Middle	57/75507-00-002	01/24/17	\$ 662,920	\$ -	6/11/2019
Gridley Unified	Butte	Wilson Elementary	57/75507-00-003	01/24/17	\$ 995,603	\$ -	6/11/2019
Gridley Unified	Butte	Wilson Elementary	57/75507-00-004	01/24/17	\$ 892,537	\$ -	6/11/2019
Gridley Unified	Butte	McKinley Elementary	57/75507-00-005	01/24/17	\$ 1,397,840	\$ -	6/11/2019
Pollock Pines Elementary	El Dorado	Pinewood Elementary	57/61960-00-001	01/25/17	\$ 1,147,329	\$ -	6/11/2019
Pollock Pines Elementary	El Dorado	Sierra Ridge Middle	57/61960-00-002	01/25/17	\$ 1,339,531	\$ -	6/11/2019
Atascadero Unified	San Luis Obispo	Santa Rosa Academy	57/68700-00-004	01/25/17	\$ 3,603,262	\$ -	6/11/2019
Arvin Union Elementary	Kern	Haven Drive Middle	57/63313-00-001	01/26/17	\$ 1,572,811	\$ -	6/11/2019
Pixley Union Elementary	Tulare	Pixley Union Elementary	57/72041-00-001	01/26/17	\$ 3,570,061	\$ 2,380,041	6/11/2019
Atascadero Unified	San Luis Obispo	San Gabriel Elementary	57/68700-00-005	02/01/17	\$ 2,680,991	\$ -	6/11/2019
San Carlos Elementary	San Mateo	Tierra Linda Middle	57/69021-00-011	02/01/17	\$ 4,135,922	\$ -	6/11/2019
Jurupa Unified	Riverside	Ina Arbuckle Elementary	57/67090-00-010	02/03/17	\$ 2,565,897	\$ -	6/11/2019
San Juan Unified	Sacramento	Citrus Heights Elementary	57/67447-00-061	02/03/17	\$ 310,415	\$ -	6/11/2019
Corcoran Joint Unified	Kings	Mark Twain Elementary	57/63891-00-012	02/07/17	\$ 2,019,861	\$ -	6/11/2019
Newcastle Elementary	Placer	Newcastle Elementary	57/66852-00-002	02/07/17	\$ 80,508	\$ 53,672	6/11/2019
Grossmont Union High	San Diego	El Capitan High	57/68130-00-026	02/07/17	\$ 242,388	\$ -	6/11/2019
Tahoe-Truckee Joint Unified	Placer	Glenshire Elementary	57/66944-00-013	02/13/17	\$ 1,042,848	\$ -	6/11/2019
Tracy Unified	San Joaquin	South West Park Elementary	57/75499-00-011	02/14/17	\$ 2,659,552	\$ -	6/11/2019
Azusa Unified	Los Angeles	Center Middle	57/64279-00-019	02/15/17	\$ 3,296,598	\$ -	6/11/2019
Alameda Unified	Alameda	Alameda High	57/61119-01-001	02/23/17	\$ 1,679,127	\$ -	7/1/2019
Banta Elementary	San Joaquin	Banta Elementary	57/68486-00-002	02/23/17	\$ 80,632	\$ 53,755	7/1/2019
Sequoia Union Elementary	Tulare	Sequoia Elementary	57/72116-00-002	02/24/17	\$ 168,807	\$ 112,538	7/1/2019
Jurupa Unified	Riverside	Jurupa Valley High	57/67090-00-011	02/27/17	\$ 1,595,262	\$ -	7/1/2019

SFP APPLICATIONS
Modernization School Facilities Program
- Workload as of August 23, 2019 -

District	County	Site Name	Application Number	OPSC Date Received	Estimated State Grant (a)	Financial Hardship (b)	Notification Occurred**
San Juan Unified	Sacramento	Bella Vista High	57/67447-00-062	02/27/17	\$ 741,237	\$ -	7/1/2019
Southern Humboldt Joint Unified	Humboldt	South Fork High	57/63040-00-001	03/03/17	\$ 2,114,533	\$ -	7/1/2019
Atascadero Unified	San Luis Obispo	Atascadero Junior High	57/68700-00-006	03/03/17	\$ 5,164,441	\$ -	7/1/2019
Desert Sands Unified	Riverside	La Quinta Middle	57/67058-00-019	03/06/17	\$ 2,566,440	\$ -	7/1/2019
Palm Springs Unified	Riverside	Agua Caliente Elementary	57/67173-00-011	03/07/17	\$ 1,179,108	\$ -	7/1/2019
Sierra Sands Unified	Kern	Burroughs High	57/73742-00-009	03/07/17	\$ 8,093,864	\$ 5,395,909	7/1/2019
San Ramon Valley Unified	Contra Costa	Bollinger Canyon Elementary	57/61804-00-026	03/13/17	\$ 502,912	\$ -	7/1/2019
San Ramon Valley Unified	Contra Costa	Los Cerros Middle	57/61804-00-027	03/13/17	\$ 1,001,109	\$ -	7/1/2019
Sierra Sands Unified	Kern	Murray Middle	57/73742-00-010	03/13/17	\$ 4,810,926	\$ 3,207,284	7/1/2019
Azusa Unified	Los Angeles	Slauson Middle	57/64279-00-020	03/15/17	\$ 4,694,932	\$ -	7/1/2019
San Ramon Valley Unified	Contra Costa	Pine Valley Middle	57/61804-00-028	03/16/17	\$ 858,187	\$ -	7/1/2019
San Ramon Valley Unified	Contra Costa	Tassajara Hills Elementary	57/61804-00-029	03/16/17	\$ 670,550	\$ -	7/1/2019
Dinuba Unified	Tulare	Dinuba High	57/75531-00-013	03/16/17	\$ 840,068	\$ 560,046	7/1/2019
Dinuba Unified	Tulare	Jefferson Elementary	57/75531-00-014	03/16/17	\$ 190,260	\$ 126,840	7/1/2019
Dinuba Unified	Tulare	Lincoln Elementary	57/75531-00-015	03/16/17	\$ 100,240	\$ 66,827	7/1/2019
Torrance Unified	Los Angeles	Calle Mayor Middle School	57/65060-00-037	03/22/17	\$ 1,326,473	\$ -	7/1/2019
Downey Unified	Los Angeles	Stauffer Middle	57/64451-00-029	03/23/17	\$ 7,237,121	\$ -	7/1/2019
Central Elementary	San Bernardino	Dona Merced Elementary	57/67645-00-006	03/28/17	\$ 700,193	\$ -	7/1/2019
Central Elementary	San Bernardino	Bear Gulch Elementary	57/67645-00-007	03/28/17	\$ 826,805	\$ -	7/1/2019
Clovis Unified	Fresno	Red Bank Elementary	57/62117-00-055	04/04/17	\$ 3,090,137	\$ -	7/1/2019
Twin Rivers Unified	Sacramento	Frontier Elementary	57/76505-00-042	04/05/17	\$ 798,413	\$ -	7/1/2019
Twin Rivers Unified	Sacramento	Castori Elementary	57/76505-00-043	04/05/17	\$ 625,660	\$ -	7/1/2019
Twin Rivers Unified	Sacramento	Northwood Elementary	57/76505-00-044	04/05/17	\$ 676,898	\$ -	7/1/2019
Potter Valley Community Unified	Mendocino	Potter Valley High	57/73866-00-001	04/07/17	\$ 1,812,691	\$ -	7/1/2019
Scotts Valley Unified	Santa Cruz	Scotts Valley Middle	57/75432-00-002	04/20/17	\$ 4,228,965	\$ -	7/1/2019
Central Elementary	San Bernardino	Central Elementary	57/67645-00-008	04/24/17	\$ 809,201	\$ -	7/1/2019
Menlo Park City Elementary	San Mateo	Laurel Elementary	57/68965-00-006	04/24/17	\$ 1,812,907	\$ -	7/1/2019
Fullerton Joint Union High	Orange	Sunny Hills High	57/66514-00-016	04/26/17	\$ 2,230,396	\$ -	7/1/2019
San Francisco Unified	San Francisco	Redding Elementary	57/68478-79-004	04/26/17	\$ 1,649,358	\$ -	7/1/2019
San Benito High	San Benito	San Benito High	57/67538-00-002	04/27/17	\$ 1,033,724	\$ -	7/1/2019
San Benito High	San Benito	San Benito High	57/67538-00-003	04/27/17	\$ 3,781,733	\$ -	7/1/2019
San Benito High	San Benito	San Benito High	57/67538-00-004	04/27/17	\$ 797,124	\$ -	7/1/2019
Snowline Joint Unified	San Bernardino	Pinon Hills Elementary	57/73957-00-001	05/01/17	\$ 307,916	\$ 205,278	8/6/2019
Snowline Joint Unified	San Bernardino	Serrano High	57/73957-00-002	05/01/17	\$ 1,802,099	\$ 1,201,400	8/6/2019
Snowline Joint Unified	San Bernardino	Baldy Elementary	57/73957-00-003	05/01/17	\$ 542,518	\$ 361,679	8/6/2019
Snowline Joint Unified	San Bernardino	Chaparral Continuation High	57/73957-00-004	05/01/17	\$ 126,468	\$ 84,312	8/6/2019
Snowline Joint Unified	San Bernardino	Phelan Elementary	57/73957-00-005	05/01/17	\$ 390,288	\$ 260,192	8/6/2019
Snowline Joint Unified	San Bernardino	Quail Valley Middle	57/73957-00-006	05/01/17	\$ 235,451	\$ 156,967	8/6/2019
Snowline Joint Unified	San Bernardino	Wrightwood Elementary	57/73957-00-007	05/01/17	\$ 258,119	\$ 172,080	8/6/2019
Snowline Joint Unified	San Bernardino	Pinon Mesa Middle	57/73957-00-008	05/01/17	\$ 515,478	\$ 343,652	8/6/2019
Escalon Unified	San Joaquin	Escalon High	57/68502-00-003	05/04/17	\$ 195,585	\$ -	8/6/2019
Taft City Elementary	Kern	Lincoln Junior High	57/63800-00-007	05/09/17	\$ 3,922,144	\$ -	8/6/2019
Konocti Unified	Lake	Lower Lake High	57/64022-00-010	05/09/17	\$ 759,579	\$ -	8/6/2019
Konocti Unified	Lake	Lower Lake Elementary	57/64022-00-011	05/09/17	\$ 702,458	\$ -	8/6/2019
Kern High	Kern	Foothill High	57/63529-00-011	05/17/17	\$ 1,668,200	\$ -	8/6/2019
Pomona Unified	Los Angeles	Fremont Academy	57/64907-00-031	05/23/17	\$ 190,358	\$ -	8/6/2019
San Jacinto Unified	Riverside	De Anza Elementary	57/67249-00-006	05/23/17	\$ 2,730,216	\$ -	8/6/2019
San Jacinto Unified	Riverside	Park Hill	57/67249-00-007	05/23/17	\$ 2,557,969	\$ -	8/6/2019

SFP APPLICATIONS
 Modernization School Facilities Program
 - Workload as of August 23, 2019 -

District	County	Site Name	Application Number	OPSC Date Received	Estimated State Grant (a)	Financial Hardship (b)	Notification Occurred**
San Ramon Valley Unified	Contra Costa	Iron Horse Middle	57/61804-00-030	05/26/17	\$ 903,361	\$ -	8/6/2019
Whittier City Elementary	Los Angeles	Dexter Middle	57/65110-00-013	06/02/17	\$ 5,030,095	\$ -	8/6/2019
Los Angeles Unified	Los Angeles	Drew (Charles) Middle	57/64733-00-600	06/06/17	\$ 4,199,849	\$ -	8/6/2019
Los Angeles Unified	Los Angeles	Kittridge Elementary	57/64733-00-601	06/06/17	\$ 1,095,503	\$ -	8/6/2019
Los Angeles Unified	Los Angeles	Hamasaki (Riggin) Elementary	57/64733-00-602	06/06/17	\$ 1,287,581	\$ -	8/6/2019
Los Angeles Unified	Los Angeles	Loyola Village Elementary	57/64733-00-603	06/06/17	\$ 1,649,253	\$ -	8/6/2019
Los Angeles Unified	Los Angeles	Graham Elementary	57/64733-00-610	06/06/17	\$ 3,852,882	\$ -	8/6/2019
Los Angeles Unified	Los Angeles	Tenth Street Elementary	57/64733-00-611	06/06/17	\$ 3,555,182	\$ -	8/6/2019
Los Angeles Unified	Los Angeles	Belmont Senior High	57/64733-11-013	06/06/17	\$ 1,992,944	\$ -	8/6/2019
Los Angeles Unified	Los Angeles	Loreto Street Elementary	57/64733-00-604	06/12/17	\$ 969,228	\$ -	8/6/2019
Los Angeles Unified	Los Angeles	West Vernon Avenue Elementary	57/64733-00-605	06/12/17	\$ 3,129,659	\$ -	8/6/2019
Los Angeles Unified	Los Angeles	Alphonso B Perez Special Education Center	57/64733-00-606	06/12/17	\$ 2,182,080	\$ -	8/6/2019
Los Angeles Unified	Los Angeles	Loren Miller Elementary	57/64733-00-607	06/12/17	\$ 2,062,559	\$ -	8/6/2019
Los Angeles Unified	Los Angeles	Marvin Elementary	57/64733-00-608	06/12/17	\$ 1,761,910	\$ -	8/6/2019
Los Angeles Unified	Los Angeles	Fairfax Senior High	57/64733-00-609	06/12/17	\$ 2,391,709	\$ -	8/6/2019
Cucamonga Elementary	San Bernardino	The Ontario Center	57/67694-00-004	06/15/17	\$ 2,691,763	\$ -	8/6/2019
Ackerman Elementary	Placer	Bowman Elementary	57/66761-00-004	06/16/17	\$ 2,019,694	\$ -	8/6/2019
Ceres Unified	Stanislaus	Ceres High	57/71043-00-014	06/19/17	\$ 1,693,230	\$ -	8/6/2019
Los Angeles Unified	Los Angeles	Burton Street Elementary	57/64733-00-612	06/20/17	\$ 2,776,042	\$ -	8/6/2019
Los Angeles Unified	Los Angeles	State Street Elementary	57/64733-00-613	06/20/17	\$ 2,176,320	\$ -	8/6/2019
Los Angeles Unified	Los Angeles	Sherman Oaks Center for Enriched Studies	57/64733-00-614	06/20/17	\$ 2,125,578	\$ -	8/6/2019
Los Angeles Unified	Los Angeles	Parthenia Street Elementary	57/64733-00-615	06/20/17	\$ 2,387,217	\$ -	8/6/2019
Los Angeles Unified	Los Angeles	James Monroe High	57/64733-00-616	06/20/17	\$ 1,784,276	\$ -	8/6/2019
Los Angeles Unified	Los Angeles	Robert Louis Stevenson Middle	57/64733-05-017	06/20/17	\$ 1,225,590	\$ -	8/6/2019
Los Angeles Unified	Los Angeles	Montague Charter Academy	57/64733-38-023	06/20/17	\$ 1,849,493	\$ -	8/6/2019
Twin Rivers Unified	Sacramento	Foothill High	57/76505-00-045	06/21/17	\$ 215,624	\$ -	
Twin Rivers Unified	Sacramento	Woodlake Elementary	57/76505-00-047	06/21/17	\$ 936,133	\$ -	
Twin Rivers Unified	Sacramento	Orchard Elementary	57/76505-00-048	06/21/17	\$ 677,836	\$ -	
Twin Rivers Unified	Sacramento	D. W. Babcock Elementary	57/76505-02-001	06/21/17	\$ 12,100	\$ -	
Twin Rivers Unified	Sacramento	Hagginwood Elementary	57/76505-02-003	06/21/17	\$ 477,469	\$ -	
Fullerton Joint Union High	Orange	Troy High	57/66514-00-017	06/22/17	\$ 3,425,704	\$ -	
Jurupa Unified	Riverside	Rubidoux High	57/67090-00-012	06/22/17	\$ 4,876,717	\$ -	
San Ramon Valley Unified	Contra Costa	Charlotte Wood Middle	57/61804-00-031	06/29/17	\$ 1,162,640	\$ -	
Los Angeles Unified	Los Angeles	Elizabeth Learning Center	57/64733-00-617	07/06/17	\$ 1,635,587	\$ -	
Los Angeles Unified	Los Angeles	Sylmar Senior High	57/64733-00-618	07/06/17	\$ 3,027,167	\$ -	
Los Angeles Unified	Los Angeles	Griffith Middle	57/64733-00-619	07/06/17	\$ 3,023,576	\$ -	
Chaffey Joint Union High	San Bernardino	Rancho Cucamonga High	57/67652-00-004	07/12/17	\$ 9,398,565	\$ -	
Gustine Unified	Stanislaus	Gustine High	57/73619-00-005	07/13/17	\$ 1,279,608	\$ -	
Brawley Elementary	Imperial	Barbara Worth Junior High	57/63073-00-003	07/14/17	\$ 1,076,419	\$ -	
Chaffey Joint Union High	San Bernardino	Etiwanda High	57/67652-00-005	07/14/17	\$ 19,425,446	\$ -	
La Habra City Elementary	Orange	Walnut Elementary	57/66563-00-009	07/17/17	\$ 2,669,971	\$ -	
Lincoln Unified	San Joaquin	Claudia Landeen Elementary	57/68569-00-016	07/17/17	\$ 1,012,180	\$ -	
Lincoln Unified	San Joaquin	Lincoln Elementary	57/68569-00-017	07/17/17	\$ 798,973	\$ -	
Los Angeles Unified	Los Angeles	Hoover Street Elementary	57/64733-00-620	07/18/17	\$ 2,493,434	\$ -	
Los Angeles Unified	Los Angeles	Griffin Avenue Elementary	57/64733-00-621	07/18/17	\$ 1,748,486	\$ -	
Los Angeles Unified	Los Angeles	El Sereno Middle	57/64733-34-016	07/18/17	\$ 467,371	\$ -	
Los Angeles Unified	Los Angeles	Reseda High	57/64733-39-008	07/18/17	\$ 1,622,731	\$ -	
Central Union High	Imperial	Southwest High	57/63115-00-003	07/25/17	\$ 2,983,443	\$ -	

SFP APPLICATIONS
 Modernization School Facilities Program
 - Workload as of August 23, 2019 -

District	County	Site Name	Application Number	OPSC Date Received	Estimated State Grant (a)	Financial Hardship (b)	Notification Occurred**
Los Angeles Unified	Los Angeles	Kennedy (John F.) High	57/64733-00-622	07/25/17	\$ 1,378,141	\$ -	
Los Angeles Unified	Los Angeles	Hale Charter School Academy	57/64733-00-623	07/25/17	\$ 4,231,576	\$ -	
Los Angeles Unified	Los Angeles	Dana (Richard Henry) Middle	57/64733-20-019	07/25/17	\$ 1,049,442	\$ -	
Larkspur Elementary	Marin	Hall Middle	57/65367-00-006	07/26/17	\$ 855,664	\$ -	
Santa Paula Unified	Ventura	McKevett Elementary	57/76828-00-002	07/26/17	\$ 1,300,289	\$ -	
Torrance Unified	Los Angeles	Bert M. Lynn Middle	57/65060-00-038	07/28/17	\$ 741,833	\$ -	
Torrance Unified	Los Angeles	Edison Elementary	57/65060-00-039	07/28/17	\$ 326,165	\$ -	
Torrance Unified	Los Angeles	Evelyn Carr Elementary	57/65060-00-040	07/28/17	\$ 73,359	\$ -	
Torrance Unified	Los Angeles	Casimir Middle	57/65060-00-041	07/28/17	\$ 274,729	\$ -	
Torrance Unified	Los Angeles	Jefferson Middle	57/65060-00-042	07/28/17	\$ 811,892	\$ -	
Temecula Valley Unified	Riverside	Temecula Elementary	57/75192-00-008	07/28/17	\$ 712,375	\$ -	
Twin Rivers Unified	Sacramento	Noralto Elementary	57/76505-00-050	07/28/17	\$ 912,660	\$ -	
Torrance Unified	Los Angeles	Riviera Elementary	57/65060-00-043	07/31/17	\$ 522,319	\$ -	
Los Angeles Unified	Los Angeles	White Point Elementary	57/64733-00-624	08/01/17	\$ 1,863,739	\$ -	
Placer Union High	Placer	Placer High	57/66894-00-012	08/01/17	\$ 464,452	\$ -	
Torrance Unified	Los Angeles	Towers Elementary	57/65060-00-044	08/02/17	\$ 654,453	\$ -	
Sequoia Union High	San Mateo	Redwood High	57/69062-00-037	08/03/17	\$ 560,989	\$ -	
Los Angeles Unified	Los Angeles	Chatsworth Senior High	57/64733-00-625	08/08/17	\$ 1,777,658	\$ -	
Los Angeles Unified	Los Angeles	Leland Street Elementary	57/64733-00-626	08/08/17	\$ 811,630	\$ -	
Los Angeles Unified	Los Angeles	Van Nuys Elementary	57/64733-00-627	08/08/17	\$ 2,651,877	\$ -	
Los Angeles Unified	Los Angeles	Stagg Street Elementary	57/64733-00-628	08/08/17	\$ 1,593,293	\$ -	
Azusa Unified	Los Angeles	Henry Dalton Elementary	57/64279-00-021	08/11/17	\$ 2,870,170	\$ -	
Porterville Unified	Tulare	Porterville High	57/75523-00-015	08/11/17	\$ 6,176,901	\$ -	
Porterville Unified	Tulare	Monache High	57/75523-00-016	08/11/17	\$ 3,199,635	\$ -	
Larkspur Elementary	Marin	Neil Cummins Elementary	57/65367-00-007	08/14/17	\$ 754,398	\$ -	
Rincon Valley Union Elementary	Sonoma	Village Elementary Charter	57/70896-00-011	08/14/17	\$ 1,634,597	\$ -	
Los Angeles Unified	Los Angeles	Coldwater Canyon Elementary	57/64733-00-629	08/16/17	\$ 2,719,964	\$ -	
Los Angeles Unified	Los Angeles	San Fernando Senior High	57/64733-73-005	08/16/17	\$ 4,443,145	\$ -	
Escondido Union	San Diego	Quantum Academy	57/68098-00-013	08/16/17	\$ 985,189	\$ -	
Merced River Union Elementary	Merced	Washington Elementary	57/73726-00-001	08/17/17	\$ 112,778	\$ 75,186	
McSwain Union Elementary	Merced	McSwain Elementary	57/65763-00-003	08/18/17	\$ 161,469	\$ 107,646	
Natomas Unified	Sacramento	Natomas Pacific Pathways Prep Middle	57/75283-00-004	08/18/17	\$ 2,479,644	\$ -	
Caruthers Unified	Fresno	Caruthers High	57/75598-00-003	08/21/17	\$ 2,758,739	\$ -	
Burbank Unified	Los Angeles	Thomas Jefferson Elementary	57/64337-00-018	08/22/17	\$ 138,270	\$ -	
Irvine Unified	Orange	Santiago Hills Elementary	57/73650-00-021	08/23/17	\$ 335,448	\$ -	
Irvine Unified	Orange	College Park Elementary	57/73650-00-022	08/23/17	\$ 470,630	\$ -	
Irvine Unified	Orange	Culverdale Elementary	57/73650-00-023	08/23/17	\$ 597,498	\$ -	
Washington Unified	Fresno	West Fresno Elementary	57/76778-00-004	08/29/17	\$ 688,283	\$ -	
Los Angeles Unified	Los Angeles	Markham (Edwin) Middle	57/64733-00-630	08/30/17	\$ 1,804,655	\$ -	
Los Angeles Unified	Los Angeles	Bell Senior High	57/64733-00-631	08/30/17	\$ 2,084,470	\$ -	
Sacramento City Unified	Sacramento	Kit Carson Middle	57/67439-00-075	08/30/17	\$ 38,707	\$ -	
Rincon Valley Union Elementary	Sonoma	Matanzas Elementary	57/70896-00-012	08/31/17	\$ 666,550	\$ -	
Central Union Elementary	Kings	Akers Elementary	57/63883-00-001	09/01/17	\$ 434,796	\$ 289,864	
Torrance Unified	Los Angeles	West High	57/65060-00-045	09/01/17	\$ 3,338,116	\$ -	
Palo Verde Union Elementary	Tulare	Palo Verde Elementary	57/72033-00-002	09/01/17	\$ 30,247	\$ 20,164	
North Monterey County Unified	Monterey	North Monterey County High	57/73825-00-010	09/07/17	\$ 3,519,183	\$ -	
Sweetwater Union High	San Diego	Sweetwater High	57/68411-00-043	09/08/17	\$ 3,597,141	\$ -	
Sweetwater Union High	San Diego	Hilltop Middle	57/68411-00-044	09/08/17	\$ 1,611,256	\$ -	

SFP APPLICATIONS
 Modernization School Facilities Program
 - Workload as of August 23, 2019 -

District	County	Site Name	Application Number	OPSC Date Received	Estimated State Grant (a)	Financial Hardship (b)	Notification Occurred**
Sweetwater Union High	San Diego	Chula Vista Senior High	57/68411-00-045	09/08/17	\$ 3,194,421	\$ -	
Sweetwater Union High	San Diego	Mar Vista Middle	57/68411-00-046	09/08/17	\$ 1,406,447	\$ -	
Sweetwater Union High	San Diego	Mar Vista Senior High	57/68411-00-047	09/08/17	\$ 2,037,649	\$ -	
Sweetwater Union High	San Diego	Castle Park Senior High	57/68411-00-048	09/08/17	\$ 2,157,524	\$ -	
Twin Rivers Unified	Sacramento	Woodridge Elementary	57/76505-00-052	09/08/17	\$ 573,298	\$ -	
Twin Rivers Unified	Sacramento	Grant Union High	57/76505-00-054	09/08/17	\$ 1,915,763	\$ -	
Los Angeles Unified	Los Angeles	Robert Frost Middle	57/64733-00-632	09/13/17	\$ 5,038,547	\$ -	
Los Angeles Unified	Los Angeles	Hart Street Elementary	57/64733-00-633	09/13/17	\$ 676,654	\$ -	
Los Angeles Unified	Los Angeles	Alta Loma Elementary	57/64733-10-003	09/13/17	\$ 820,154	\$ -	
Escondido Union	San Diego	Mission Middle	57/68098-00-014	09/14/17	\$ 3,201,633	\$ -	
Weaver Union	Merced	Weaver Middle	57/65862-00-002	09/15/17	\$ 2,210,240	\$ -	
Los Angeles Unified	Los Angeles	Capistrano Avenue Elementary	57/64733-00-634	09/20/17	\$ 1,204,765	\$ -	
Newport-Mesa Unified	Orange	Roy O. Andersen Elementary	57/66597-00-042	09/20/17	\$ 255,268	\$ -	
Burbank Unified	Los Angeles	Bret Harte Elementary	57/64337-00-019	09/21/17	\$ 138,270	\$ -	
Victor Elementary	San Bernardino	Village Elementary	57/67918-00-006	09/25/17	\$ 871,723	\$ -	
Victor Elementary	San Bernardino	Mojave Vista Elementary	57/67918-00-007	09/25/17	\$ 904,696	\$ -	
Yreka Union High	Siskiyou	Yreka High	57/70516-00-003	09/25/17	\$ 750,864	\$ 500,576	
Maple Elementary	Kern	Maple Elementary	57/63610-00-003	09/29/17	\$ 1,658,089	\$ 1,105,393	
Norwalk-La Mirada Unified	Los Angeles	John H. Glenn High	57/64840-00-027	10/04/17	\$ 1,520,177	\$ -	
Norwalk-La Mirada Unified	Los Angeles	Corvallis Middle	57/64840-00-028	10/06/17	\$ 1,587,197	\$ -	
Norwalk-La Mirada Unified	Los Angeles	Reginald M. Benton Middle	57/64840-00-029	10/06/17	\$ 784,751	\$ -	
Los Angeles Unified	Los Angeles	Emelita Street Elementary	57/64733-00-635	10/11/17	\$ 1,075,775	\$ -	
Escondido Union	San Diego	Orange Glen Elementary	57/68098-00-015	10/12/17	\$ 2,211,945	\$ -	
Firebaugh-Las Deltas Joint Unified	Fresno	Arthur E. Mills Intermediate	57/73809-00-005	10/12/17	\$ 937,217	\$ -	
Cutler-Orosi Joint Unified	Tulare	Orosi High	57/71860-00-009	10/16/17	\$ 505,872	\$ 337,248	
Burbank Unified	Los Angeles	R. L. Stevenson Elementary	57/64337-00-020	10/17/17	\$ 605,944	\$ -	
Los Angeles Unified	Los Angeles	Palms Middle	57/64733-00-636	10/17/17	\$ 3,047,951	\$ -	
Southern Humboldt Joint Unified	Humboldt	Redway Elementary	57/63040-00-002	10/18/17	\$ 1,701,739	\$ -	
Newhall Elementary	Los Angeles	Peachland Avenue Elementary	57/64832-00-005	10/19/17	\$ 1,460,819	\$ -	
Columbia Elementary	Shasta	Columbia Elementary	57/69948-00-002	10/20/17	\$ 2,262,817	\$ -	
Los Angeles Unified	Los Angeles	Broadous Elementary	57/64733-00-637	10/25/17	\$ 713,401	\$ -	
Anaheim Union High	Orange	Anaheim High	57/66431-00-016	10/25/17	\$ 6,422,590	\$ -	
Anaheim Union High	Orange	Cypress High	57/66431-00-017	10/25/17	\$ 3,942,420	\$ -	
Downey Unified	Los Angeles	Rio Hondo Elementary	57/64451-00-030	10/27/17	\$ 1,879,657	\$ -	
San Marcos Unified	San Diego	Alvin M. Dunn Elementary	57/73791-00-006	10/31/17	\$ 749,808	\$ -	
Los Angeles Unified	Los Angeles	Olive Vista Middle	57/64733-00-638	11/01/17	\$ 6,669,152	\$ -	
San Benito High	San Benito	San Benito High	57/67538-00-005	11/01/17	\$ 8,893,601	\$ -	
San Benito High	San Benito	San Benito High	57/67538-00-006	11/03/17	\$ 11,291,330	\$ -	
San Marcos Unified	San Diego	Alvin M. Dunn Elementary	57/73791-00-007	11/03/17	\$ 2,716,054	\$ -	
Jurupa Unified	Riverside	Mission Bell Elementary	57/67090-00-013	11/09/17	\$ 1,435,563	\$ -	
Chaffey Joint Union High	San Bernardino	Chaffey High	57/67652-00-006	11/09/17	\$ 21,161,925	\$ -	
Armona Union Elementary	Kings	Armona Elementary	57/63875-00-002	11/13/17	\$ 366,389	\$ 244,260	
Romoland Elementary	Riverside	Romoland Elementary	57/67231-00-002	11/14/17	\$ 2,021,328	\$ -	
Visalia Unified	Tulare	Mineral King Elementary	57/72256-00-022	11/16/17	\$ 4,085,803	\$ -	
Muroc Joint Unified	Kern	Bailey Avenue Elementary	57/63685-00-009	11/22/17	\$ 348,035	\$ 232,023	
Elk Grove Unified	Sacramento	Franklin High	57/67314-00-020	11/28/17	\$ 1,131,367	\$ -	
San Jacinto Unified	Riverside	San Jacinto High	57/67249-00-008	11/29/17	\$ 2,089,406	\$ -	
Corona-Norco Unified	Riverside	Centennial High	57/67033-00-017	11/30/17	\$ 1,344,548	\$ -	

SFP APPLICATIONS
 Modernization School Facilities Program
 - Workload as of August 23, 2019 -

District	County	Site Name	Application Number	OPSC Date Received	Estimated State Grant (a)	Financial Hardship (b)	Notification Occurred**
Fullerton Joint Union High	Orange	Fullerton Union High	57/66514-00-018	12/01/17	\$ 981,045	\$ -	
Millville Elementary	Shasta	Millville Elementary	57/70052-00-003	12/04/17	\$ 678,155	\$ 452,103	
Los Angeles Unified	Los Angeles	La Salle Avenue Elementary	57/64733-00-639	12/05/17	\$ 3,367,284	\$ -	
Elk Grove Unified	Sacramento	Laguna Creek High	57/67314-00-021	12/05/17	\$ 3,491,746	\$ -	
Buena Park Elementary	Orange	Buena Park Junior High	57/66456-00-008	12/07/17	\$ 2,068,018	\$ -	
Buena Park Elementary	Orange	Carl E. Gilbert Elementary	57/66456-00-009	12/07/17	\$ 1,114,370	\$ -	
Buena Park Elementary	Orange	James A. Whitaker Elementary	57/66456-00-010	12/07/17	\$ 1,570,372	\$ -	
Buena Park Elementary	Orange	Charles G. Emery Elementary	57/66456-00-011	12/07/17	\$ 997,188	\$ -	
Buena Park Elementary	Orange	Mabel L. Pendleton Elementary	57/66456-00-012	12/07/17	\$ 1,104,993	\$ -	
Centralia Elementary	Orange	Centralia Elementary	57/66472-00-010	12/07/17	\$ 1,644,013	\$ -	
San Bernardino City Unified	San Bernardino	Muscoy Elementary	57/67876-00-106	12/07/17	\$ 509,155	\$ -	
San Ysidro Elementary	San Diego	Smythe Elementary	57/68379-00-002	12/07/17	\$ 3,108,949	\$ -	
San Ysidro Elementary	San Diego	La Mirada Elementary	57/68379-00-003	12/07/17	\$ 2,652,962	\$ -	
Santa Ynez Valley Union High	Santa Barbara	Santa Ynez Valley Union High	57/69328-00-001	12/07/17	\$ 9,557,589	\$ -	
Buena Park Elementary	Orange	Arthur F. Corey Elementary	57/66456-00-013	12/15/17	\$ 1,132,892	\$ -	
Buena Park Elementary	Orange	Gordon H. Beatty Elementary	57/66456-00-014	12/15/17	\$ 1,300,307	\$ -	
Trinity Alps Unified	Trinity	Trinity High	57/76513-00-001	12/15/17	\$ 3,719,508	\$ -	
Downey Unified	Los Angeles	Gauldin Elementary	57/64451-00-031	12/18/17	\$ 1,809,488	\$ -	
San Marino Unified	Los Angeles	Huntington Middle	57/64964-00-008	12/20/17	\$ 2,431,828	\$ -	
Del Mar Union Elementary	San Diego	Carmel Del Mar Elementary	57/68056-00-004	12/22/17	\$ 2,376,647	\$ -	
Lowell Joint	Los Angeles	Olita Elementary	57/64766-00-001	12/26/17	\$ 3,060,024	\$ -	
Irvine Unified	Orange	Stone Creek Elementary	57/73650-00-024	12/26/17	\$ 1,411,210	\$ -	
Hayward Unified	Alameda	Hayward High	57/61192-00-003	12/28/17	\$ 9,871,566	\$ -	
Hayward Unified	Alameda	Tennyson High	57/61192-00-004	12/28/17	\$ 2,954,628	\$ -	
Hayward Unified	Alameda	Mt Eden High	57/61192-00-005	12/28/17	\$ 10,564,457	\$ -	
Clovis Unified	Fresno	Buchanan High	57/62117-00-056	01/02/18	\$ 10,402,026	\$ -	
Cypress Elementary	Orange	Margaret Landell Elementary	57/66480-00-006	01/02/18	\$ 988,220	\$ -	
Elk Grove Unified	Sacramento	Valley High	57/67314-00-022	01/04/18	\$ 1,570,493	\$ -	
Jurupa Unified	Riverside	Rubidoux High	57/67090-00-014	01/08/18	\$ 5,548,044	\$ -	
Buellton Union Elementary	Santa Barbara	Jonata Middle	57/69138-00-002	01/08/18	\$ 1,405,957	\$ -	
Butteville Union Elementary	Siskiyou	Butteville Elementary	57/70201-00-002	01/08/18	\$ 93,592	\$ 62,394	
Paradise Unified	Butte	Paradise Senior High	57/61531-00-003	01/12/18	\$ 4,482,717	\$ -	
William S. Hart Union High	Los Angeles	Placerita Junior High	57/65136-00-010	01/16/18	\$ 1,492,386	\$ -	
Alhambra Unified	Los Angeles	Repetto Elementary	57/75713-00-028	01/16/18	\$ 2,931,994	\$ -	
Alhambra Unified	Los Angeles	Monterey Highlands Elementary	57/75713-00-029	01/16/18	\$ 1,706,453	\$ -	
San Ramon Valley Unified	Contra Costa	Stone Valley Middle	57/61804-00-032	01/17/18	\$ 4,133,251	\$ -	
Monson-Sultana Joint Union Elementary	Tulare	Monson-Sultana Elementary	57/72009-00-002	01/22/18	\$ 118,375	\$ 78,917	
Elk Grove Unified	Sacramento	Sierra-Enterprise Elementary	57/67314-00-023	01/24/18	\$ 1,549,084	\$ -	
Merced City Elementary	Merced	Luther Burbank Elementary	57/65771-00-015	01/25/18	\$ 1,852,259	\$ -	
Elk Grove Unified	Sacramento	Florin High	57/67314-00-024	01/25/18	\$ 5,258,009	\$ -	
Irvine Unified	Orange	Irvine High	57/73650-00-025	01/25/18	\$ 3,874,257	\$ -	
Irvine Unified	Orange	University High	57/73650-00-026	01/25/18	\$ 654,092	\$ -	
Los Angeles Unified	Los Angeles	George Washington Carver Middle	57/64733-00-640	02/07/18	\$ 4,864,058	\$ -	
Los Angeles Unified	Los Angeles	Harrison Street Elementary	57/64733-00-641	02/12/18	\$ 1,904,407	\$ -	
Los Angeles Unified	Los Angeles	First Street Elementary	57/64733-00-642	02/12/18	\$ 2,634,671	\$ -	
Los Angeles Unified	Los Angeles	Main Street Elementary	57/64733-00-643	02/12/18	\$ 8,234,489	\$ -	
San Diego Unified	San Diego	University City High	57/68338-00-230	02/13/18	\$ 12,621,539	\$ -	
Temecula Valley Unified	Riverside	Temecula Middle	57/75192-00-009	02/13/18	\$ 5,317,887	\$ -	

SFP APPLICATIONS
 Modernization School Facilities Program
 - Workload as of August 23, 2019 -

District	County	Site Name	Application Number	OPSC Date Received	Estimated State Grant (a)	Financial Hardship (b)	Notification Occurred**
Atwater Elementary	Merced	Mitchell Intermediate	57/65631-00-007	02/15/18	\$ 5,526,380	\$ -	
Atwater Elementary	Merced	Bellevue Elementary	57/65631-00-008	02/15/18	\$ 467,043	\$ -	
Grossmont Union High	San Diego	Granite Hills High	57/68130-00-027	02/15/18	\$ 619,301	\$ -	
Twin Rivers Unified	Sacramento	Warren A Allison Elementary	57/76505-00-055	02/16/18	\$ 644,619	\$ -	
Twin Rivers Unified	Sacramento	Westside Elementary	57/76505-00-056	02/16/18	\$ 1,170,571	\$ -	
Los Angeles Unified	Los Angeles	Nobel Junior Magnet Center	57/64733-00-644	02/20/18	\$ 2,641,139	\$ -	
Los Angeles Unified	Los Angeles	Wilmington Middle	57/64733-00-645	02/20/18	\$ 1,404,708	\$ -	
Los Angeles Unified	Los Angeles	Haddon Avenue Elementary	57/64733-00-646	02/20/18	\$ 536,406	\$ -	
Los Angeles Unified	Los Angeles	Albion Street Elementary	57/64733-00-647	02/20/18	\$ 2,199,699	\$ -	
Los Angeles Unified	Los Angeles	Edwin Markham Middle	57/64733-00-648	02/20/18	\$ 2,487,925	\$ -	
Los Angeles Unified	Los Angeles	Florence Nightingale Middle	57/64733-08-007	02/20/18	\$ 2,028,913	\$ -	
Los Angeles Unified	Los Angeles	Glenn Hammond Curtiss Middle	57/64733-32-023	02/20/18	\$ 930,225	\$ -	
Los Angeles Unified	Los Angeles	Jordan High School Magnet	57/64733-68-008	02/20/18	\$ 2,284,577	\$ -	
Twin Rivers Unified	Sacramento	Rio Linda High	57/76505-00-057	02/20/18	\$ 1,687,709	\$ -	
Kentfield Elementary	Marin	Adaline E Kent Middle	57/65334-00-003	02/26/18	\$ 1,206,043	\$ -	
Los Angeles Unified	Los Angeles	Robert F Kennedy Elementary	57/64733-00-649	02/27/18	\$ 526,280	\$ -	
Los Angeles Unified	Los Angeles	Sixty-Eighth Street Elementary	57/64733-00-650	02/27/18	\$ 1,012,789	\$ -	
Los Angeles Unified	Los Angeles	Ulysses S Grant Senior High	57/64733-00-651	02/27/18	\$ 2,313,254	\$ -	
Los Angeles Unified	Los Angeles	Bell Senior High	57/64733-00-652	02/27/18	\$ 2,904,452	\$ -	
San Ramon Valley Unified	Contra Costa	California High	57/61804-00-033	03/01/18	\$ 920,156	\$ -	
Irvine Unified	Orange	Eastshore Elementary	57/73650-00-027	03/02/18	\$ 694,305	\$ -	
Irvine Unified	Orange	Springbrook Elementary	57/73650-00-028	03/02/18	\$ 3,097,577	\$ -	
Irvine Unified	Orange	Westpark Elementary	57/73650-00-029	03/02/18	\$ 3,415,758	\$ -	
Los Angeles Unified	Los Angeles	Rowan Avenue Elementary	57/64733-00-653	03/07/18	\$ 3,054,459	\$ -	
Los Angeles Unified	Los Angeles	Kester Avenue Elementary	57/64733-00-654	03/07/18	\$ 837,340	\$ -	
Los Angeles Unified	Los Angeles	Chandler Elementary School	57/64733-00-655	03/07/18	\$ 552,849	\$ -	
Los Angeles Unified	Los Angeles	Locke High School	57/64733-00-656	03/07/18	\$ 2,788,345	\$ -	
Los Angeles Unified	Los Angeles	Eagle Rock High	57/64733-00-657	03/07/18	\$ 5,881,556	\$ -	
Los Angeles Unified	Los Angeles	Woodrow Wilson Senior High	57/64733-00-658	03/07/18	\$ 3,778,899	\$ -	
Los Angeles Unified	Los Angeles	John F Kennedy High	57/64733-00-659	03/07/18	\$ 1,186,141	\$ -	
Los Angeles Unified	Los Angeles	John Marshall Senior High	57/64733-12-010	03/07/18	\$ 2,007,360	\$ -	
Los Angeles Unified	Los Angeles	Western Avenue Elementary	57/64733-25-011	03/07/18	\$ 3,032,859	\$ -	
Los Angeles Unified	Los Angeles	Gault Street Elementary	57/64733-37-007	03/07/18	\$ 370,632	\$ -	
Los Angeles Unified	Los Angeles	Bonita Street Elementary	57/64733-54-026	03/07/18	\$ 572,611	\$ -	
South San Francisco Unified	San Mateo	Monte Verde Elementary	57/69070-00-016	03/09/18	\$ 983,845	\$ -	
Delano Union Elementary	Kern	Del Vista Elementary	57/63404-00-003	03/13/18	\$ 3,013,353	\$ 2,008,902	
Dinuba Unified	Tulare	Roosevelt Elementary	57/75531-00-011	03/13/18	\$ 1,548,789	\$ 1,032,526	
Los Angeles Unified	Los Angeles	McKinley Avenue Elementary	57/64733-00-660	03/14/18	\$ 348,676	\$ -	
Los Angeles Unified	Los Angeles	Taft (William Howard) High	57/64733-00-661	03/14/18	\$ 721,067	\$ -	
Los Angeles Unified	Los Angeles	Benjamin Franklin Senior High	57/64733-00-662	03/14/18	\$ 797,799	\$ -	
Los Angeles Unified	Los Angeles	Hollywood Senior High	57/64733-00-663	03/14/18	\$ 6,482,058	\$ -	
Los Angeles Unified	Los Angeles	Reseda Elementary	57/64733-00-664	03/14/18	\$ 1,482,368	\$ -	
Los Angeles Unified	Los Angeles	James Monroe High	57/64733-00-665	03/14/18	\$ 2,292,973	\$ -	
Los Angeles Unified	Los Angeles	South Gate Middle	57/64733-16-012	03/14/18	\$ 1,154,193	\$ -	
Los Angeles Unified	Los Angeles	Van Nuys Senior High	57/64733-27-010	03/14/18	\$ 6,339,910	\$ -	
Los Angeles Unified	Los Angeles	Grover Cleveland High	57/64733-41-007	03/14/18	\$ 4,262,185	\$ -	
Los Angeles Unified	Los Angeles	Pacific Boulevard	57/64733-74-002	03/14/18	\$ 747,956	\$ -	
Gerber Union Elementary	Tehama	Gerber Elementary	57/71548-00-002	03/15/18	\$ 116,939	\$ 77,959	

SFP APPLICATIONS
 Modernization School Facilities Program
 - Workload as of August 23, 2019 -

District	County	Site Name	Application Number	OPSC Date Received	Estimated State Grant (a)	Financial Hardship (b)	Notification Occurred**
Twin Rivers Unified	Sacramento	Madison Elementary	57/76505-00-058	03/15/18	\$ 1,189,769	\$ -	
Temecula Valley Unified	Riverside	Paloma Elementary	57/75192-00-010	03/20/18	\$ 1,520,714	\$ -	
Temecula Valley Unified	Riverside	Red Hawk Elementary	57/75192-00-011	03/20/18	\$ 2,813,360	\$ -	
Temecula Valley Unified	Riverside	Pauba Valley Elementary	57/75192-00-012	03/20/18	\$ 1,520,714	\$ -	
Long Beach Unified	Los Angeles	Roosevelt Elementary	57/64725-05-001	03/21/18	\$ 6,227,165	\$ -	
Los Angeles Unified	Los Angeles	Belmont Senior High	57/64733-00-666	03/21/18	\$ 2,606,931	\$ -	
Los Angeles Unified	Los Angeles	Balboa Gifted/High Ability Magnet Elementary	57/64733-00-667	03/21/18	\$ 784,830	\$ -	
Los Angeles Unified	Los Angeles	Millikan Middle	57/64733-00-668	03/21/18	\$ 956,714	\$ -	
Los Angeles Unified	Los Angeles	Lull Special Education	57/64733-00-669	03/21/18	\$ 696,153	\$ -	
Los Angeles Unified	Los Angeles	52nd Street Elementary	57/64733-00-670	03/21/18	\$ 2,152,602	\$ -	
Mother Lode Union Elementary	El Dorado	Indian Creek Elementary	57/61929-00-005	03/22/18	\$ 2,336,628	\$ -	
Waugh Elementary	Sonoma	Meadow Elementary	57/70995-00-001	03/22/18	\$ 1,033,178	\$ -	
Benicia Unified	Solano	Joe Henderson Elementary	57/70524-00-010	03/23/18	\$ 724,721	\$ -	
Benicia Unified	Solano	Benicia Middle	57/70524-00-011	03/26/18	\$ 830,584	\$ -	
Benicia Unified	Solano	Matthew Turner Elementary	57/70524-00-012	03/26/18	\$ 787,575	\$ -	
Los Angeles Unified	Los Angeles	El Camino Real High	57/64733-44-006	03/28/18	\$ 1,071,828	\$ -	
Livingston Union	Merced	Campus Park Elementary	57/65748-00-003	03/28/18	\$ 1,398,819	\$ -	
Livingston Union	Merced	Selma Herndon Elementary	57/65748-00-004	03/28/18	\$ 1,233,166	\$ -	
Livingston Union	Merced	Yamato Colony Elementary	57/65748-00-005	03/28/18	\$ 2,686,921	\$ -	
Cutler-Orosi Joint Unified	Tulare	Palm Elementary	57/71860-00-010	03/28/18	\$ 1,020,048	\$ -	
Cutler-Orosi Joint Unified	Tulare	Golden Valley Elementary	57/71860-00-011	03/28/18	\$ 3,172,443	\$ -	
Cutler-Orosi Joint Unified	Tulare	El Monte Middle	57/71860-00-012	03/28/18	\$ 1,744,081	\$ -	
Dublin Unified	Alameda	Dublin High	57/75093-00-010	03/28/18	\$ 9,246,629	\$ -	
Temple City Unified	Los Angeles	Longden Elementary	57/65052-00-012	03/30/18	\$ 4,207,743	\$ -	
Alvord Unified	Riverside	Valley View Elementary	57/66977-00-019	03/30/18	\$ 1,134,030	\$ -	
Santa Ynez Valley Union High	Santa Barbara	Santa Ynez Valley Union High	57/69328-00-002	03/30/18	\$ 9,690,985	\$ -	
Delano Union Elementary	Kern	Albany Park Elementary	57/63404-00-004	04/02/18	\$ 2,143,037	\$ 1,428,691	
Delano Union Elementary	Kern	Nueva Vista Language Academy	57/63404-00-005	04/02/18	\$ 2,479,934	\$ 1,653,289	
Standard Elementary	Kern	Standard Middle	57/63792-00-002	04/02/18	\$ 6,160,251	\$ -	
Buckeye Union Elementary	El Dorado	Blue Oak Elementary	57/61838-00-008	04/03/18	\$ 2,975,476	\$ -	
Los Angeles Unified	Los Angeles	Venice Senior High	57/64733-00-671	04/04/18	\$ 7,404,266	\$ -	
Los Angeles Unified	Los Angeles	San Fernando Middle	57/64733-28-016	04/04/18	\$ 2,280,771	\$ -	
Benicia Unified	Solano	Mary Farmar Elementary	57/70524-00-013	04/05/18	\$ 728,292	\$ -	
Benicia Unified	Solano	Robert Semple Elementary	57/70524-00-014	04/05/18	\$ 728,292	\$ -	
Los Angeles Unified	Los Angeles	Los Angeles Center for Enriched Studies	57/64733-00-672	04/11/18	\$ 3,988,704	\$ -	
San Bernardino City Unified	San Bernardino	San Andreas High	57/67876-00-107	04/11/18	\$ 646,695	\$ -	
Irvine Unified	Orange	Rancho San Joaquin Middle	57/73650-00-030	04/11/18	\$ 543,617	\$ -	
Mujroc Joint Unified	Kern	Bailey Avenue Elementary	57/63685-00-009	04/12/18	\$ 3,160,473	\$ 2,106,982	
Coalinga-Huron Unified	Fresno	Huron Elementary	57/62125-00-008	04/13/18	\$ 3,663,751	\$ -	
Davis Joint Unified	Yolo	Davis Senior High	57/72678-00-014	04/13/18	\$ 1,399,278	\$ -	
Benicia Unified	Solano	Benicia High	57/70524-00-015	04/16/18	\$ 3,765,446	\$ -	
Fullerton Joint Union High	Orange	Sunny Hills High	57/66514-00-019	04/17/18	\$ 98,846	\$ -	
Fullerton Joint Union High	Orange	Troy High	57/66514-00-020	04/17/18	\$ 1,713,218	\$ -	
Los Angeles Unified	Los Angeles	Chatsworth High	57/64733-00-673	04/18/18	\$ 4,929,033	\$ -	
Los Angeles Unified	Los Angeles	Lorena Street Elementary	57/64733-00-674	04/18/18	\$ 1,037,103	\$ -	
Los Angeles Unified	Los Angeles	Banning (Phineas) Senior High	57/64733-32-024	04/18/18	\$ 1,041,187	\$ -	
Clay Joint Elementary	Fresno	Clay Elementary	57/62109-00-003	04/19/18	\$ 772,104	\$ -	
Elk Grove Unified	Sacramento	Elk Grove Elementary	57/67314-00-025	04/23/18	\$ 1,016,091	\$ -	

SFP APPLICATIONS
 Modernization School Facilities Program
 - Workload as of August 23, 2019 -

District	County	Site Name	Application Number	OPSC Date Received	Estimated State Grant (a)	Financial Hardship (b)	Notification Occurred**
Tahoe-Truckee Unified	Placer	Glenshire Elementary	57/66944-00-014	04/24/18	\$ 837,536	\$ -	
Sacramento City Unified	Sacramento	C K McClatchy High	57/67439-00-076	04/24/18	\$ 2,545,153	\$ -	
South San Francisco Unified	San Mateo	South San Francisco High	57/69070-00-017	04/24/18	\$ 746,113	\$ -	
Cupertino Union	Santa Clara	Cupertino Middle	57/69419-00-026	04/24/18	\$ 3,096,480	\$ -	
Cupertino Union	Santa Clara	Manuel De Vargas Elementary	57/69419-00-027	04/24/18	\$ 632,641	\$ -	
Cupertino Union	Santa Clara	Montclair Elementary	57/69419-00-028	04/24/18	\$ 647,975	\$ -	
Golden Plains Unified	Fresno	Tranquillity High	57/75234-00-005	04/24/18	\$ 1,386,105	\$ -	
Los Angeles Unified	Los Angeles	Verdugo Hills Senior High	57/64733-00-675	04/25/18	\$ 2,416,917	\$ -	
Los Angeles Unified	Los Angeles	Gridley Street Elementary	57/64733-00-676	04/25/18	\$ 1,095,306	\$ -	
Los Angeles Unified	Los Angeles	Sylmar Senior High	57/64733-00-677	04/25/18	\$ 866,850	\$ -	
Los Angeles Unified	Los Angeles	Taft (William Howard) Senior High	57/64733-00-678	04/25/18	\$ 1,124,582	\$ -	
Los Angeles Unified	Los Angeles	Reseda Elementary	57/64733-00-679	04/25/18	\$ 685,352	\$ -	
Los Angeles Unified	Los Angeles	Coldwater Canyon Elementary	57/64733-00-680	04/25/18	\$ 3,245,312	\$ -	
Los Angeles Unified	Los Angeles	Thomas Jefferson Senior High	57/64733-13-010	04/25/18	\$ 1,883,555	\$ -	
Los Angeles Unified	Los Angeles	Carson Senior High	57/64733-54-027	04/25/18	\$ 6,125,746	\$ -	
Lakeport Unified	Lake	Clear Lake High	57/64030-00-008	04/26/18	\$ 784,683	\$ -	
Black Butte Union Elementary	Shasta	Black Butte Elementary	57/69880-00-003	05/01/18	\$ 796,401	\$ -	
Los Angeles Unified	Los Angeles	Annalee Avenue Elementary	57/64733-00-681	05/02/18	\$ 668,195	\$ -	
Los Angeles Unified	Los Angeles	Alexander Hamilton Senior High	57/64733-00-682	05/02/18	\$ 1,207,579	\$ -	
Los Angeles Unified	Los Angeles	Walter Reed Middle	57/64733-00-683	05/02/18	\$ 1,630,748	\$ -	
Los Angeles Unified	Los Angeles	Downtown Business High	57/64733-00-684	05/02/18	\$ 5,096,247	\$ -	
Los Angeles Unified	Los Angeles	Joseph Le Conte Middle	57/64733-00-685	05/02/18	\$ 609,079	\$ -	
Las Virgenes Unified	Los Angeles	Lupin Hill Elementary	57/64683-00-010	05/03/18	\$ 907,224	\$ -	
Centinela Valley Union High	Los Angeles	Lawndale High	57/64352-00-007	05/04/18	\$ 1,666,540	\$ -	
Golden Plains Unified	Fresno	Helm Elementary	57/75234-00-006	05/04/18	\$ 273,216	\$ -	
South San Francisco Unified	San Mateo	Spruce Elementary	57/69070-00-018	05/07/18	\$ 963,293	\$ -	
South San Francisco Unified	San Mateo	Ponderosa Elementary	57/69070-00-019	05/07/18	\$ 667,709	\$ -	
Cupertino Union	Santa Clara	Nelson S Dilworth Elementary	57/69419-00-029	05/07/18	\$ 510,003	\$ -	
Soquel Union Elementary	Santa Cruz	Soquel Elementary	57/69849-00-006	05/07/18	\$ 227,584	\$ -	
Soquel Union Elementary	Santa Cruz	Santa Cruz Gardens Elementary	57/69849-00-007	05/07/18	\$ 45,993	\$ -	
Soquel Union Elementary	Santa Cruz	Main Street Elementary	57/69849-00-008	05/07/18	\$ 484,424	\$ -	
Kelseyville Unified	Lake	Kelseyville High	57/64014-00-002	05/08/18	\$ 3,235,923	\$ -	
Visalia Unified	Tulare	Goshen Elementary	57/72256-00-023	05/08/18	\$ 1,637,692	\$ -	
Visalia Unified	Tulare	Mt Whitney High	57/72256-00-024	05/08/18	\$ 1,606,243	\$ -	
Visalia Unified	Tulare	Redwood High	57/72256-00-025	05/08/18	\$ 673,562	\$ -	
Visalia Unified	Tulare	Royal Oaks Elementary	57/72256-00-026	05/08/18	\$ 859,384	\$ -	
Norwalk-La Mirada Unified	Los Angeles	Julia B Morrison Elementary	57/64840-00-030	05/10/18	\$ 178,787	\$ -	
Oxnard	Ventura	Harrington Elementary	57/72538-00-027	05/10/18	\$ 584,890	\$ -	
Irvine Unified	Orange	Brywood Elementary	57/73650-00-031	05/10/18	\$ 2,870,668	\$ -	
Hollister	San Benito	Rancho San Justo	57/67470-00-003	05/11/18	\$ 1,567,920	\$ -	
Willows Unified	Glenn	Willows High	57/62661-00-005	05/15/18	\$ 2,842,688	\$ -	
Los Angeles Unified	Los Angeles	Logan Street Elementary	57/64733-00-686	05/15/18	\$ 656,134	\$ -	
Los Angeles Unified	Los Angeles	Humphreys Avenue Elementary	57/64733-00-687	05/15/18	\$ 6,897,346	\$ -	
Los Angeles Unified	Los Angeles	Audubon Middle	57/64733-00-688	05/15/18	\$ 3,835,933	\$ -	
Los Angeles Unified	Los Angeles	Francisco Bravo Medical Magnet High	57/64733-00-689	05/15/18	\$ 1,895,608	\$ -	
Los Angeles Unified	Los Angeles	Loyola Village Elementary	57/64733-00-690	05/15/18	\$ 561,038	\$ -	
Los Angeles Unified	Los Angeles	Theodore Roosevelt Senior High	57/64733-05-018	05/15/18	\$ 2,530,954	\$ -	
Barstow Unified	San Bernardino	Skyline North Elementary	57/67611-00-002	05/16/18	\$ 2,775,233	\$ -	

SFP APPLICATIONS
 Modernization School Facilities Program
 - Workload as of August 23, 2019 -

District	County	Site Name	Application Number	OPSC Date Received	Estimated State Grant (a)	Financial Hardship (b)	Notification Occurred**
Twin Rivers Unified	Sacramento	Pacific Career and Technology High	57/76505-00-059	05/16/18	\$ 2,455,163	\$ -	
Twin Rivers Unified	Sacramento	Hazel Strauch Elementary	57/76505-00-060	05/16/18	\$ 1,475,739	\$ -	
Twin Rivers Unified	Sacramento	Sierra View Elementary	57/76505-00-061	05/16/18	\$ 662,000	\$ -	
Twin Rivers Unified	Sacramento	Pioneer Elementary	57/76505-00-062	05/16/18	\$ 1,116,763	\$ -	
Twin Rivers Unified	Sacramento	Kohler Elementary	57/76505-00-063	05/16/18	\$ 540,891	\$ -	
Coalinga-Huron Unified	Fresno	Sunset Elementary	57/62125-00-009	05/17/18	\$ 1,901,985	\$ -	
Coalinga-Huron Unified	Fresno	Henry F Bishop Elementary	57/62125-00-010	05/17/18	\$ 654,137	\$ -	
Hollister	San Benito	Gabilan Hills	57/67470-00-004	05/17/18	\$ 896,187	\$ -	
Gravenstein Union Elementary	Sonoma	Gravenstein Elementary	57/70714-00-003	05/17/18	\$ 2,144,261	\$ -	
Wasco Union Elementary	Kern	Palm Avenue Elementary	57/63842-00-004	05/21/18	\$ 949,748	\$ 633,165	
Elk Grove Unified	Sacramento	Union House Elementary	57/67314-00-026	05/21/18	\$ 1,603,056	\$ -	
Tustin Unified	Orange	Robert Heideman Elementary	57/73643-00-022	05/21/18	\$ 2,913,416	\$ -	
Konocti Unified	Lake	Konocti Education Center	57/64022-00-012	05/22/18	\$ 872,113	\$ -	
Los Angeles Unified	Los Angeles	Charles Maclay Middle	57/64733-00-691	05/22/18	\$ 2,688,503	\$ -	
Los Angeles Unified	Los Angeles	Forty-Ninth Street Elementary	57/64733-00-692	05/22/18	\$ 551,314	\$ -	
Los Angeles Unified	Los Angeles	Apperson Street Elementary	57/64733-00-693	05/22/18	\$ 838,001	\$ -	
Los Angeles Unified	Los Angeles	Los Angeles High	57/64733-00-694	05/22/18	\$ 3,975,731	\$ -	
Los Angeles Unified	Los Angeles	Garden Grove Elementary	57/64733-00-695	05/22/18	\$ 711,536	\$ -	
Round Valley Unified	Mendocino	Round Valley High	57/65607-00-001	05/22/18	\$ 1,003,579	\$ -	
Round Valley Unified	Mendocino	Round Valley Elementary	57/65607-00-002	05/22/18	\$ 1,554,144	\$ -	
Jurupa Unified	Riverside	Glen Avon Elementary	57/67090-00-015	05/22/18	\$ 3,271,033	\$ -	
Grossmont Union High	San Diego	Valhalla High	57/68130-12-001	05/22/18	\$ 424,477	\$ -	
San Dieguito Union High	San Diego	Torrey Pines High	57/68346-00-007	05/22/18	\$ 13,663,077	\$ -	
Morgan Hill Unified	Santa Clara	Paradise Valley Engineering Academy	57/69583-00-012	05/22/18	\$ 2,318,970	\$ -	
Morgan Hill Unified	Santa Clara	Paradise Valley Engineering Academy	57/69583-00-013	05/22/18	\$ 614,091	\$ -	
Oxnard	Ventura	Lemonwood Elementary	57/72538-00-028	05/24/18	\$ 818,846	\$ -	
Elk Grove Unified	Sacramento	John Reith Elementary	57/67314-00-027	05/25/18	\$ 2,635,486	\$ -	
Los Angeles Unified	Los Angeles	Emerson (Ralph Waldo) Junior M	57/64733-00-696	05/29/18	\$ 1,002,746	\$ -	
Los Angeles Unified	Los Angeles	Johnnie Cochran, Jr, Middle	57/64733-00-697	05/29/18	\$ 2,116,017	\$ -	
Los Angeles Unified	Los Angeles	North Hollywood Senior High	57/64733-22-014	05/29/18	\$ 3,567,845	\$ -	
West Covina Unified	Los Angeles	West Covina High	57/65094-00-014	05/30/18	\$ 4,443,279	\$ -	
San Juan Unified	Sacramento	Fair Oaks Elementary	57/67447-00-063	05/30/18	\$ 1,347,587	\$ -	
Hollister	San Benito	R O Hardin Elementary	57/67470-00-005	05/30/18	\$ 4,306,262	\$ -	
Atascadero Unified	San Luis Obispo	Santa Margarita Elementary	57/68700-00-007	05/30/18	\$ 2,043,520	\$ -	
Santa Ana Unified	Orange	Washington Elementary	57/66670-00-053	05/31/18	\$ 4,236,001	\$ -	
Cambrian	Santa Clara	Ida Price Middle	57/69385-00-014	06/04/18	\$ 2,259,551	\$ -	
Cambrian	Santa Clara	Steindorf STEAM K-8 Magnet	57/69385-00-015	06/04/18	\$ 2,739,367	\$ -	
Cambrian	Santa Clara	Bagby Elementary	57/69385-00-016	06/04/18	\$ 410,783	\$ -	
Cambrian	Santa Clara	Farnham Elementary	57/69385-00-017	06/04/18	\$ 874,369	\$ -	
Cambrian	Santa Clara	Fammatre Elementary	57/69385-00-018	06/04/18	\$ 884,080	\$ -	
Dublin Unified	Alameda	Murray Elementary	57/75093-00-011	06/05/18	\$ 2,238,407	\$ -	
Clovis Unified	Fresno	Lincoln Elementary	57/62117-00-057	06/06/18	\$ 616,620	\$ -	
Dublin Unified	Alameda	Wells Middle	57/75093-00-012	06/06/18	\$ 1,048,020	\$ -	
Dublin Unified	Alameda	Wells Middle	57/75093-00-013	06/06/18	\$ 1,870,401	\$ -	
Dublin Unified	Alameda	Dublin Elementary	57/75093-00-014	06/06/18	\$ 2,924,401	\$ -	
Galt Joint Union High	Sacramento	Galt High	57/67355-00-002	06/08/18	\$ 4,162,983	\$ -	
San Bernardino City Unified	San Bernardino	San Bernardino High	57/67876-00-108	06/12/18	\$ 2,511,541	\$ -	
Los Angeles Unified	Los Angeles	Cienega Elementary	57/64733-00-698	06/13/18	\$ 1,370,920	\$ -	

SFP APPLICATIONS
 Modernization School Facilities Program
 - Workload as of August 23, 2019 -

District	County	Site Name	Application Number	OPSC Date Received	Estimated State Grant (a)	Financial Hardship (b)	Notification Occurred**
Los Angeles Unified	Los Angeles	Canoga Park Senior High	57/64733-00-699	06/13/18	\$ 4,964,944	\$ -	
Los Angeles Unified	Los Angeles	Harrison Street Elementary	57/64733-00-700	06/13/18	\$ 1,024,516	\$ -	
Riverdale Joint Unified	Fresno	Riverdale Elementary	57/75408-00-006	06/14/18	\$ 690,356	\$ -	
Tracy Joint Unified	San Joaquin	Central Elementary	57/75499-00-012	06/14/18	\$ 2,987,345	\$ -	
Solana Beach Elementary	San Diego	Solana Highlands Elementary	57/68387-00-003	06/15/18	\$ 2,573,516	\$ -	
Barstow Unified	San Bernardino	Barstow Fine Arts Academy (formerly Barstow Inte	57/67611-00-003	06/18/18	\$ 4,053,288	\$ -	
Pleasant View Elementary	Tulare	Pleasant View Elementary	57/72058-00-002	06/18/18	\$ 1,278,676	\$ 852,451	
Twin Rivers Unified	Sacramento	Harmon Johnson Elementary	57/76505-00-064	06/19/18	\$ 4,102,973	\$ -	
Centralia Elementary	Orange	George B Miller Elementary	57/66472-00-011	06/22/18	\$ 332,218	\$ -	
Centralia Elementary	Orange	Raymond Temple Elementary	57/66472-00-012	06/22/18	\$ 687,831	\$ -	
Grossmont Union High	San Diego	El Cajon Valley High	57/68130-00-028	06/22/18	\$ 3,143,831	\$ -	
Sweetwater Union High	San Diego	Bonita Vista Middle	57/68411-00-049	06/25/18	\$ 1,419,295	\$ -	
San Marcos Unified	San Diego	La Costa Meadows Elementary	57/73791-00-008	06/25/18	\$ 4,494,708	\$ -	
Colton Joint Unified	San Bernardino	Michael D'Arcy Elementary	57/67686-00-025	06/26/18	\$ 607,820	\$ -	
San Ramon Valley Unified	Contra Costa	California High	57/61804-00-034	06/28/18	\$ 3,194,794	\$ -	
Clovis Unified	Fresno	Alta Sierra Intermediate	57/62117-00-058	06/28/18	\$ 4,357,733	\$ -	
Santa Ana Unified	Orange	Garfield Elementary	57/66670-00-054	06/28/18	\$ 3,245,002	\$ -	
Grossmont Union High	San Diego	West Hills High	57/68130-00-029	06/28/18	\$ 6,613,614	\$ -	
Rescue Union Elementary	El Dorado	Lake Forest Elementary	57/61978-00-004	06/29/18	\$ 1,988,626	\$ -	
Western Placer Unified	Placer	Glen Edwards Middle	57/66951-00-003	06/29/18	\$ 5,187,814	\$ -	
Wright Elementary	Sonoma	J X Wilson Elementary	57/71035-00-003	07/03/18	\$ 290,190	\$ -	
Hydesville Elementary	Humboldt	Hydesville Elementary	57/62885-00-002	07/06/18	\$ 259,295	\$ -	
Elk Grove Unified	Sacramento	Samuel Jackman Middle	57/67314-00-028	07/09/18	\$ 3,294,373	\$ -	
Elk Grove Unified	Sacramento	Eddy Middle School	57/67314-00-029	07/09/18	\$ 4,124,718	\$ -	
Elk Grove Unified	Sacramento	David Reese Elementary	57/67314-00-030	07/09/18	\$ 1,585,986	\$ -	
Elk Grove Unified	Sacramento	Jackson Elementary	57/67314-00-031	07/09/18	\$ 1,792,428	\$ -	
Elk Grove Unified	Sacramento	Florin Elementary	57/67314-00-032	07/10/18	\$ 2,821,509	\$ -	
Los Angeles Unified	Los Angeles	Dodson Middle School	57/64733-20-020	07/11/18	\$ 2,394,270	\$ -	
Muroc Joint Unified	Kern	Boron Junior-Senior High	57/63685-00-010	07/12/18	\$ 3,108,287	\$ -	
Del Norte County Unified	Del Norte	Joe Hamilton Elementary	57/61820-00-007	07/13/18	\$ 500,295	\$ -	
Golden Plains Unified	Fresno	San Joaquin Elementary	57/75234-00-007	07/13/18	\$ 3,776,997	\$ -	
Elk Grove Unified	Sacramento	Florin High	57/67314-00-033	07/16/18	\$ 6,021,182	\$ -	
Solana Beach Elementary	San Diego	Skyline Elementary	57/68387-00-004	07/17/18	\$ 591,537	\$ -	
Firebaugh-Las Deltas Unified	Fresno	Firebaugh Middle	57/73809-00-006	07/17/18	\$ 513,079	\$ -	
Norwalk-La Mirada Unified	Los Angeles	Los Alisos Middle	57/64840-00-031	07/18/18	\$ 1,508,943	\$ -	
Fountain Valley Elementary	Orange	Masuda (Kazuo) Middle	57/66498-00-012	07/19/18	\$ 2,829,122	\$ -	
La Honda-Pescadero Unified	San Mateo	La Honda Elementary	57/68940-00-001	07/19/18	\$ 769,626	\$ -	
Sequoia Union High	San Mateo	Sequoia High	57/69062-00-038	07/19/18	\$ 2,850,756	\$ -	
Franklin-McKinley Elementary	Santa Clara	Windmill Springs Elementary	57/69450-00-011	07/19/18	\$ 2,646,603	\$ -	
Franklin-McKinley Elementary	Santa Clara	Windmill Springs Elementary	57/69450-00-012	07/19/18	\$ 577,483	\$ -	
Torrance Unified	Los Angeles	Edward J Richardson Middle	57/65060-00-046	07/20/18	\$ 855,104	\$ -	
Ocean View Elementary	Orange	Westmont Elementary	57/66613-00-023	07/20/18	\$ 148,414	\$ -	
William S. Hart Union High	Los Angeles	Sierra Vista Junior High	57/65136-00-011	07/24/18	\$ 121,354	\$ -	
Fullerton Joint Union High	Orange	La Habra High	57/66514-00-021	07/24/18	\$ 964,915	\$ -	
Atascadero Unified	San Luis Obispo	Atascadero High	57/68700-00-008	07/24/18	\$ 1,343,650	\$ -	
Fairfield-Suisun Unified	Solano	Fairview Elementary	57/70540-00-018	07/24/18	\$ 2,802,793	\$ -	
Fairfield-Suisun Unified	Solano	Grange Middle	57/70540-00-019	07/24/18	\$ 1,245,177	\$ -	
Dublin Unified	Alameda	Dublin Elementary	57/75093-00-015	07/24/18	\$ 1,034,478	\$ -	

SFP APPLICATIONS
 Modernization School Facilities Program
 - Workload as of August 23, 2019 -

District	County	Site Name	Application Number	OPSC Date Received	Estimated State Grant (a)	Financial Hardship (b)	Notification Occurred**
Norwalk-La Mirada Unified	Los Angeles	Arlie F Hutchinson Middle	57/64840-00-032	07/26/18	\$ 790,339	\$ -	
Norwalk-La Mirada Unified	Los Angeles	Gardenhill Elementary	57/64840-00-033	07/26/18	\$ 197,889	\$ -	
Garden Grove Unified	Orange	Merton E Hill Elementary	57/66522-00-087	07/26/18	\$ 228,917	\$ -	
Garden Grove Unified	Orange	C C Violette Elementary	57/66522-00-088	07/26/18	\$ 697,426	\$ -	
Garden Grove Unified	Orange	Heritage Elementary	57/66522-00-089	07/26/18	\$ 794,110	\$ -	
Oxnard Elementary	Ventura	Elm Street Elementary	57/72538-00-029	07/27/18	\$ 404,879	\$ -	
Oxnard Elementary	Ventura	McKinna Elementary	57/72538-00-030	07/27/18	\$ 467,912	\$ -	
Healdsburg Unified	Sonoma	Healdsburg Junior High	57/75390-00-003	07/30/18	\$ 2,573,598	\$ -	
Healdsburg Unified	Sonoma	Healdsburg High	57/75390-00-004	07/30/18	\$ 5,546,148	\$ -	
Barstow Unified	San Bernardino	Barstow Junior High	57/67611-00-004	07/31/18	\$ 5,061,294	\$ -	
Natomas Unified	Sacramento	Jefferson Elementary	57/75283-00-005	07/31/18	\$ 2,663,525	\$ -	
Los Angeles Unified	Los Angeles	Walnut Park Elementary	57/64733-00-701	08/01/18	\$ 454,404	\$ -	
Los Angeles Unified	Los Angeles	Fairfax Senior High	57/64733-00-702	08/01/18	\$ 1,160,178	\$ -	
Anaheim Union High	Orange	John F Kennedy High	57/66431-00-018	08/02/18	\$ 1,533,622	\$ -	
Anaheim Union High	Orange	John F Kennedy High	57/66431-00-019	08/02/18	\$ 1,942,357	\$ -	
Exeter Unified	Tulare	Wilson Middle	57/76836-00-001	08/02/18	\$ 988,148	\$ -	
Konocti Unified	Lake	Lower Lake Elementary	57/64022-00-013	08/06/18	\$ 2,618,613	\$ -	
Pomona Unified	Los Angeles	Alcott Elementary	57/64907-00-032	08/06/18	\$ 583,195	\$ -	
Pomona Unified	Los Angeles	Washington Elementary	57/64907-00-033	08/07/18	\$ 1,677,895	\$ -	
Newcastle Elementary	Placer	Newcastle Elementary	57/66852-00-002	08/07/18	\$ 756,513	\$ 504,342	
Los Nietos Elementary	Los Angeles	Los Nietos Middle	57/64758-00-005	08/08/18	\$ 4,492,891	\$ -	
Whittier City Elementary	Los Angeles	Walter F Dexter Middle	57/65110-00-014	08/08/18	\$ 4,321,829	\$ -	
Saddleback Valley Unified	Orange	Portola Hills Elementary	57/73635-00-040	08/08/18	\$ 4,443,161	\$ -	
Berkeley Unified	Alameda	John Muir Elementary	57/61143-00-018	08/09/18	\$ 2,594,312	\$ -	
Chico Unified	Butte	Neal Dow Elementary	57/61424-00-006	08/10/18	\$ 2,038,050	\$ -	
Chico Unified	Butte	Marigold Elementary	57/61424-00-007	08/10/18	\$ 2,585,715	\$ -	
Chico Unified	Butte	Loma Vista	57/61424-00-008	08/10/18	\$ 246,682	\$ -	
Chico Unified	Butte	Shasta Elementary	57/61424-00-009	08/10/18	\$ 2,133,364	\$ -	
San Antonio Union Elementary	Monterey	San Antonio Elementary	57/66167-00-002	08/13/18	\$ 196,390	\$ -	
Fruitvale Elementary	Kern	Discovery Elementary	57/63479-00-003	08/14/18	\$ 3,053,627	\$ -	
Fruitvale Elementary	Kern	Quailwood Elementary	57/63479-00-004	08/14/18	\$ 98,944	\$ -	
Fruitvale Elementary	Kern	Fruitvale Junior High	57/63479-00-005	08/14/18	\$ 944,020	\$ -	
Roberts Ferry Union Elementary	Stanislaus	Roberts Ferry Union Elementary	57/71233-00-002	08/15/18	\$ 53,085	\$ 35,390	
Willows Unified	Glenn	Willows Intermediate	57/62661-00-006	08/17/18	\$ 587,603	\$ -	
Willows Unified	Glenn	Murdock Elementary	57/62661-00-007	08/17/18	\$ 2,003,968	\$ -	
Santa Ana Unified	Orange	George Washington Carver Elementary	57/66670-00-055	08/17/18	\$ 2,972,873	\$ -	
Irvine Unified	Orange	Canyon View Elementary	57/73650-00-032	08/17/18	\$ 1,671,074	\$ -	
Hughson Unified	Stanislaus	Emilie J Ross Middle	57/75549-00-004	08/17/18	\$ 422,593	\$ -	
Hughson Unified	Stanislaus	Hughson Elementary	57/75549-00-005	08/17/18	\$ 1,813,478	\$ -	
Central Union Elementary	Kings	Akers Elementary	57/63883-00-001	08/22/18	\$ 3,604,760	\$ 2,403,173	
Central Union Elementary	Kings	R J Neutra Elementary	57/63883-00-002	08/22/18	\$ 334,924	\$ 223,283	
Central Union Elementary	Kings	Central Elementary	57/63883-00-003	08/22/18	\$ 210,870	\$ 140,580	
Central Union Elementary	Kings	Stratford Elementary	57/63883-00-004	08/22/18	\$ 204,582	\$ 136,388	
San Diego Union High	San Diego	San Dieguito High Academy	57/68346-00-008	08/23/18	\$ 5,284,508	\$ -	
Ballico-Cressey Elementary	Merced	Ballico Elementary	57/65649-00-001	08/24/18	\$ 1,457,146	\$ 971,431	
Ballico-Cressey Elementary	Merced	Cressey Elementary	57/65649-00-002	08/24/18	\$ 796,291	\$ 530,861	
Huntington Beach City Elementary	Orange	Ralph E Hawes Elementary	57/66530-00-019	08/24/18	\$ 878,806	\$ -	
Tahoe-Truckee Unified	Placer	Kings Beach Elementary	57/66944-00-015	08/29/18	\$ 1,334,568	\$ -	

SFP APPLICATIONS
 Modernization School Facilities Program
 - Workload as of August 23, 2019 -

District	County	Site Name	Application Number	OPSC Date Received	Estimated State Grant (a)	Financial Hardship (b)	Notification Occurred**
Irvine Unified	Orange	Meadow Park Elementary	57/73650-00-033	08/29/18	\$ 2,526,142	\$ -	
Lake Elementary	Glenn	Lake Elementary	57/62596-00-002	08/30/18	\$ 199,611	\$ 133,074	
Rescue Union Elementary	El Dorado	Marina Village Middle	57/61978-00-005	08/31/18	\$ 3,517,807	\$ -	
Nevada Joint Union High	Nevada	Bear River High	57/66357-00-011	08/31/18	\$ 1,701,785	\$ -	
Nevada Joint Union High	Nevada	Nevada Union High	57/66357-00-012	08/31/18	\$ 2,688,984	\$ -	
Galt Joint Union High	Sacramento	Galt High	57/67355-00-003	09/04/18	\$ 6,409,302	\$ -	
Golden Plains Unified	Fresno	Tranquillity Elementary	57/75234-00-008	09/04/18	\$ 292,319	\$ -	
Anaheim Union High	Orange	Dale Junior High	57/66431-00-020	09/05/18	\$ 2,140,488	\$ -	
Alta Loma Elementary	San Bernardino	Hermosa Elementary	57/67595-00-007	09/05/18	\$ 2,690,494	\$ -	
Alta Loma Elementary	San Bernardino	Deer Canyon Elementary	57/67595-00-008	09/05/18	\$ 2,877,659	\$ -	
Central Union High	Imperial	Southwest High	57/63115-00-004	09/06/18	\$ 1,517,899	\$ -	
Robla Elementary	Sacramento	Main Avenue Elementary	57/67421-00-002	09/06/18	\$ 1,349,608	\$ -	
Campbell Union High	Santa Clara	Branham High	57/69401-00-022	09/06/18	\$ 1,886,758	\$ -	
Jacoby Creek Elementary	Humboldt	Jacoby Creek	57/62893-00-002	09/07/18	\$ 226,432	\$ 150,955	
Twin Rivers Unified	Sacramento	Vineland Elementary	57/76505-00-065	09/07/18	\$ 987,407	\$ -	
Clovis Unified	Fresno	Liberty Elementary	57/62117-00-059	09/10/18	\$ 2,193,297	\$ -	
Ripon Unified	San Joaquin	Colony Oak Elementary	57/68650-00-004	09/10/18	\$ 2,462,491	\$ -	
South San Francisco Unified	San Mateo	Westborough Middle	57/69070-00-020	09/12/18	\$ 304,412	\$ -	
Gilroy Unified	Santa Clara	Gilroy High	57/69484-00-009	09/12/18	\$ 919,980	\$ -	
Anaheim Union High	Orange	Savanna High	57/66431-00-022	09/13/18	\$ 3,673,572	\$ -	
Tahoe-Truckee Unified	Placer	Donner Trail Elementary	57/66944-00-016	09/13/18	\$ 326,254	\$ -	
Berkeley Unified	Alameda	Berkeley High	57/61143-00-019	09/14/18	\$ 17,680,064	\$ -	
Berkeley Unified	Alameda	Jefferson Elementary	57/61143-00-020	09/14/18	\$ 841,012	\$ -	
Burbank Unified	Los Angeles	George Washington Elementary	57/64337-00-021	09/14/18	\$ 565,643	\$ -	
Burbank Unified	Los Angeles	Theodore Roosevelt Elementary	57/64337-00-022	09/14/18	\$ 1,282,669	\$ -	
Castro Valley Unified	Alameda	Canyon Middle	57/61150-00-025	09/17/18	\$ 1,369,317	\$ -	
Colton Joint Unified	San Bernardino	Colton Middle	57/67686-00-026	09/17/18	\$ 2,585,057	\$ -	
Franklin-McKinley Elementary	Santa Clara	G W Hellyer Elementary	57/69450-00-013	09/17/18	\$ 1,394,725	\$ -	
Washington Colony Elementary	Fresno	Washington Colony Elementary	57/62513-00-002	09/18/18	\$ 169,187	\$ 112,791	
Elk Grove Unified	Sacramento	Union House Elementary	57/67314-00-034	09/18/18	\$ 1,338,228	\$ -	
Kings River Union Elementary	Tulare	Kings River Elementary	57/71969-00-002	09/18/18	\$ 192,184	\$ 128,122	
Anaheim Union High	Orange	Oxford Academy	57/66431-00-023	09/19/18	\$ 2,216,299	\$ -	
Twin Rivers Unified	Sacramento	Frederick Joyce Elementary	57/76505-00-066	09/19/18	\$ 3,874,280	\$ -	
Yuba County Office of Education	Yuba	Goldfield School (Sdl)	57/10587-00-003	09/20/18	\$ 367,576	\$ 245,051	
Live Oak Unified	Sutter	Live Oak Middle	57/71399-00-002	09/21/18	\$ 1,003,548	\$ -	
Live Oak Unified	Sutter	Luther Elementary	57/71399-00-003	09/21/18	\$ 610,682	\$ -	
Clear Creek Elementary	Nevada	Clear Creek Elementary	57/66324-00-002	09/24/18	\$ 39,656	\$ 26,437	
Anaheim Elementary	Orange	Marshall (John) Elementary	57/66423-00-032	09/24/18	\$ 8,260,797	\$ -	
Berkeley Unified	Alameda	Willard Middle	57/61143-00-021	09/25/18	\$ 1,854,825	\$ -	
Monroe Elementary	Fresno	Monroe Elementary	57/62323-00-001	09/25/18	\$ 153,017	\$ 102,011	
Lakeport Unified	Lake	Terrace Middle	57/64030-00-009	09/25/18	\$ 1,743,589	\$ -	
Fairfield-Suisun Unified	Solano	Dan O Root Elementary	57/70540-00-020	09/25/18	\$ 3,261,347	\$ -	
Riverside Unified	Riverside	Polytechnic High	57/67215-00-035	09/26/18	\$ 3,692,426	\$ -	
Pomona Unified	Los Angeles	Diamond Point Elementary	57/64907-00-034	09/27/18	\$ 468,070	\$ -	
Pomona Unified	Los Angeles	Montvue Elementary	57/64907-00-035	09/27/18	\$ 472,591	\$ -	
Folsom-Cordova Unified	Sacramento	Oak Chan Elementary	57/67330-21-006	09/28/18	\$ 2,362,326	\$ -	
Ripon Unified	San Joaquin	Weston Elementary	57/68650-00-005	09/28/18	\$ 2,288,270	\$ -	
Roseville Joint Union High	Placer	Oakmont High	57/66928-00-004	10/01/18	\$ 2,152,365	\$ -	

SFP APPLICATIONS
 Modernization School Facilities Program
 - Workload as of August 23, 2019 -

District	County	Site Name	Application Number	OPSC Date Received	Estimated State Grant (a)	Financial Hardship (b)	Notification Occurred**
San Ramon Valley Unified	Contra Costa	Montevideo Elementary	57/61804-00-035	10/02/18	\$ 2,858,942	\$ -	
Norwalk-La Mirada Unified	Los Angeles	Norwalk High	57/64840-00-034	10/03/18	\$ 1,726,535	\$ -	
San Ramon Valley Unified	Contra Costa	Green Valley Elementary	57/61804-00-036	10/04/18	\$ 3,312,817	\$ -	
Grossmont Union High	San Diego	Grossmont High	57/68130-00-030	10/05/18	\$ 3,110,103	\$ -	
Grossmont Union High	San Diego	Helix High	57/68130-00-031	10/08/18	\$ 3,895,700	\$ -	
Alameda Unified	Alameda	Edison Elementary	57/61119-00-020	10/09/18	\$ 974,685	\$ -	
San Ramon Valley Unified	Contra Costa	Golden View Elementary	57/61804-00-037	10/09/18	\$ 3,191,788	\$ -	
Westside Elementary	Fresno	Westside Elementary	57/62547-00-001	10/09/18	\$ 160,144	\$ 106,763	
Compton Unified	Los Angeles	Centennial High	57/73437-01-042	10/10/18	\$ 855,992	\$ -	
Compton Unified	Los Angeles	Dominguez High	57/73437-01-043	10/10/18	\$ 1,833,817	\$ -	
San Ramon Valley Unified	Contra Costa	Rancho Romero Elementary	57/61804-00-038	10/12/18	\$ 659,074	\$ -	
Alvina Elementary	Fresno	Alvina Elementary Charter	57/61994-00-001	10/12/18	\$ 125,412	\$ 83,608	
Grossmont Union High	San Diego	Granite Hills High	57/68130-00-032	10/12/18	\$ 1,031,181	\$ -	
San Marcos Unified	San Diego	San Marcos Middle	57/73791-00-009	10/15/18	\$ 2,917,239	\$ -	
Imperial County Office of Education	Imperial	De Anza 9th Grade Academy	57/10132-00-002	07/16/18	\$ 319,723	\$ 213,149	
Alview-Dairyland Union Elementary	Madera	Alview Elementary	57/65177-00-003	10/16/18	\$ 126,175	\$ 84,116	
Alview-Dairyland Union Elementary	Madera	Dairyland Elementary	57/65177-00-004	10/16/18	\$ 137,620	\$ 91,747	
San Diego Unified	San Diego	Logan K-8	57/68338-00-231	10/16/18	\$ 2,655,019	\$ -	
Nevada Joint Union High	Nevada	Bear River High	57/66357-00-013	10/17/18	\$ 894,488	\$ -	
Nevada Joint Union High	Nevada	Bear River High	57/66357-00-014	10/17/18	\$ 1,538,138	\$ -	
Anaheim Union High	Orange	Polaris High (Alternative)	57/66431-00-024	10/17/18	\$ 3,621,798	\$ -	
Visalia Unified	Tulare	Ivanhoe Elementary	57/72256-00-027	10/17/18	\$ 2,980,599	\$ -	
Visalia Unified	Tulare	Washington Elementary	57/72256-00-028	10/17/18	\$ 1,855,395	\$ -	
Visalia Unified	Tulare	Crowley Elementary	57/72256-00-029	10/17/18	\$ 3,280,063	\$ -	
Contra Costa County Office of Education	Contra Costa	Liberty High	57/10074-00-004	10/18/18	\$ 160,969	\$ 107,312	
Chicago Park Elementary	Nevada	Chicago Park Elementary	57/66316-00-002	10/18/18	\$ 21,527	\$ 14,351	
Chicago Park Elementary	Nevada	Chicago Park Community Charter	57/66316-00-003	10/18/18	\$ 42,717	\$ 28,478	
Rescue Union Elementary	El Dorado	Green Valley Elementary	57/61978-00-006	10/22/18	\$ 2,690,494	\$ -	
Alta Loma Elementary	San Bernardino	Vineyard Junior High	57/67595-00-009	10/22/18	\$ 3,973,736	\$ -	
Alta Loma Elementary	San Bernardino	Victoria Groves Elementary	57/67595-00-010	10/23/18	\$ 2,716,628	\$ -	
Long Beach Unified	Los Angeles	Webster Elementary	57/64725-00-022	10/24/18	\$ 4,070,543	\$ -	
Davis Joint Unified	Yolo	Cesar Chavez Elementary	57/72678-00-015	10/24/18	\$ 1,251,636	\$ -	
Lafayette Elementary	Contra Costa	M H Stanley Middle	57/61713-00-005	10/25/18	\$ 3,057,118	\$ -	
Lafayette Elementary	Contra Costa	Lafayette Elementary	57/61713-00-006	10/25/18	\$ 201,590	\$ -	
Lafayette Elementary	Contra Costa	Happy Valley Elementary	57/61713-00-007	10/25/18	\$ 802,496	\$ -	
Long Beach Unified	Los Angeles	Mann Elementary	57/64725-00-023	10/25/18	\$ 1,187,052	\$ -	
Long Beach Unified	Los Angeles	Lindsey Academy	57/64725-00-024	10/25/18	\$ 2,263,506	\$ -	
Long Beach Unified	Los Angeles	Garfield Elementary	57/64725-00-025	10/25/18	\$ 2,719,384	\$ -	
Long Beach Unified	Los Angeles	Stephens Middle	57/64725-00-026	10/25/18	\$ 3,365,831	\$ -	
Long Beach Unified	Los Angeles	Rogers Middle	57/64725-00-027	10/25/18	\$ 1,501,644	\$ -	
Long Beach Unified	Los Angeles	Lowell Elementary	57/64725-00-028	10/25/18	\$ 6,454,309	\$ -	
Long Beach Unified	Los Angeles	Kettering Elementary	57/64725-00-029	10/25/18	\$ 2,974,945	\$ -	
Long Beach Unified	Los Angeles	Jefferson Leadership Academies	57/64725-00-030	10/25/18	\$ 10,307,408	\$ -	
Long Beach Unified	Los Angeles	McKinley Elementary	57/64725-00-031	10/25/18	\$ 4,860,576	\$ -	
Napa Valley Unified	Napa	River Charter	57/66266-00-031	10/25/18	\$ 725,438	\$ -	
Cupertino Union	Santa Clara	John F Kennedy Middle	57/69419-00-030	10/26/18	\$ 1,171,653	\$ -	
Sylvan Union Elementary	Stanislaus	Orchard Elementary	57/71290-00-009	10/26/18	\$ 2,920,825	\$ -	
Sylvan Union Elementary	Stanislaus	Sylvan Elementary	57/71290-00-010	10/26/18	\$ 2,914,989	\$ -	

SFP APPLICATIONS
 Modernization School Facilities Program
 - Workload as of August 23, 2019 -

District	County	Site Name	Application Number	OPSC Date Received	Estimated State Grant (a)	Financial Hardship (b)	Notification Occurred**
Castro Valley Unified	Alameda	Castro Valley High	57/61150-00-026	10/29/18	\$ 2,534,802	\$ -	
Dixie Elementary	Marin	Dixie Elementary	57/65318-00-005	10/29/18	\$ 1,046,163	\$ -	
Dixie Elementary	Marin	Mary E Silveira Elementary	57/65318-00-006	10/29/18	\$ 1,672,947	\$ -	
Dixie Elementary	Marin	Vallecito Elementary	57/65318-00-007	10/29/18	\$ 2,100,176	\$ -	
Grossmont Union High	San Diego	Monte Vista High	57/68130-00-033	10/29/18	\$ 182,570	\$ -	
Monterey Peninsula Unified	Monterey	Central Coast High	57/66092-00-027	10/30/18	\$ 753,791	\$ -	
Orange Unified	Orange	Orange High	57/66621-00-054	10/30/18	\$ 4,111,981	\$ -	
Tahoe-Truckee Unified	Placer	Truckee Elementary	57/66944-00-017	10/30/18	\$ 2,843,377	\$ -	
South San Francisco Unified	San Mateo	Junipero Serra Elementary	57/69070-00-021	10/30/18	\$ 719,036	\$ -	
Coalinga-Huron Unified	Fresno	Coalinga High	57/62125-00-011	10/31/18	\$ 2,081,923	\$ -	
Central Union High	Imperial	Central Union High	57/63115-00-005	10/31/18	\$ 7,303,418	\$ 4,868,945	
McSwain Union Elementary	Merced	McSwain Elementary	57/65763-00-004	10/31/18	\$ 1,413,052	\$ 942,035	
San Juan Unified	Sacramento	Dyer-Kelly Elementary	57/67447-00-064	10/31/18	\$ 941,416	\$ -	
San Juan Unified	Sacramento	Greer Elementary	57/67447-00-065	10/31/18	\$ 731,760	\$ -	
San Ramon Valley Unified	Contra Costa	Vista Grande Elementary	57/61804-00-039	11/01/18	\$ 650,568	\$ -	
Centralia Elementary	Orange	Buena Terra Elementary	57/66472-00-013	11/02/18	\$ 102,941	\$ -	
Corcoran Joint Unified	Kings	Corcoran High	57/63891-00-013	11/05/18	\$ 1,150,070	\$ -	
Long Beach Unified	Los Angeles	Lakewood High	57/64725-00-032	11/06/18	\$ 2,119,315	\$ -	
Long Beach Unified	Los Angeles	Riley Elementary	57/64725-00-033	11/06/18	\$ 5,656,656	\$ -	
Long Beach Unified	Los Angeles	MacArthur Elementary	57/64725-00-034	11/06/18	\$ 4,787,307	\$ -	
Caruthers Unified	Fresno	Caruthers Elementary	57/75598-00-004	11/06/18	\$ 4,296,680	\$ -	
Clovis Unified	Fresno	Clovis East High	57/62117-00-060	11/07/18	\$ 4,150,531	\$ -	
Clovis Unified	Fresno	Reyburn Intermediate	57/62117-00-061	11/07/18	\$ 2,134,400	\$ -	
Carpinteria Unified	Santa Barbara	Carpinteria Senior High	57/69146-00-005	11/08/18	\$ 2,701,648	\$ -	
Carpinteria Unified	Santa Barbara	Carpinteria Senior High	57/69146-00-006	11/08/18	\$ 4,918,787	\$ -	
Fairfield-Suisun Unified	Solano	E Ruth Sheldon Academy of Innovative Learning	57/70540-00-021	11/08/18	\$ 2,257,059	\$ -	
Jurupa Unified	Riverside	West Riverside Elementary	57/67090-00-016	11/09/18	\$ 3,725,685	\$ -	
Val Verde Unified	Riverside	Rancho Verde High	57/75242-00-003	11/09/18	\$ 12,507,420	\$ -	
Galt Joint Union Elementary	Sacramento	Valley Oaks Elementary	57/67348-00-002	11/13/18	\$ 3,144,369	\$ -	
Mountain View Whisman	Santa Clara	Gabriela Mistral Elementary	57/69591-00-005	11/13/18	\$ 2,919,174	\$ -	
Centralia Elementary	Orange	Danbrook Elementary	57/66472-00-014	11/14/18	\$ 193,776	\$ -	
Santa Ana Unified	Orange	Valley High	57/66670-00-056	11/14/18	\$ 2,414,147	\$ -	
Western Placer Unified	Placer	Lincoln High	57/66951-00-004	11/14/18	\$ 5,731,319	\$ -	
San Rafael City High	Marin	San Rafael High	57/65466-00-005	11/16/18	\$ 1,721,260	\$ -	
Chino Valley Unified	San Bernardino	Oak Ridge Elementary	57/67678-00-024	11/16/18	\$ 3,248,313	\$ -	
Chino Valley Unified	San Bernardino	Gerald F Litel Elementary	57/67678-00-025	11/16/18	\$ 2,769,885	\$ -	
Chino Valley Unified	San Bernardino	Howard Cattle Elementary	57/67678-00-026	11/16/18	\$ 3,393,365	\$ -	
Carpinteria Unified	Santa Barbara	Carpinteria Junior High	57/69146-00-007	11/16/18	\$ 728,598	\$ -	
Cutler-Orosi Joint Unified	Tulare	Cutler Elementary	57/71860-00-013	11/19/18	\$ 2,648,382	\$ -	
Twin Rivers Unified	Sacramento	Creative Connections Arts Academy	57/76505-00-067	11/19/18	\$ 214,532	\$ -	
Long Beach Unified	Los Angeles	Cleveland Elementary	57/64725-00-035	11/20/18	\$ 1,198,670	\$ -	
Long Beach Unified	Los Angeles	Longfellow Elementary	57/64725-00-036	11/20/18	\$ 1,748,164	\$ -	
Carpinteria Unified	Santa Barbara	Aliso Elementary	57/69146-00-008	11/20/18	\$ 491,094	\$ -	
Ramona City Unified	San Diego	James Dukes Elementary	57/68304-00-005	11/26/18	\$ 347,419	\$ 231,613	
Ramona City Unified	San Diego	Barnett Elementary	57/68304-00-006	11/26/18	\$ 347,419	\$ 231,613	
Ramona City Unified	San Diego	Olive Peirce Middle	57/68304-00-007	11/26/18	\$ 653,129	\$ 435,420	
Ramona City Unified	San Diego	Mt Woodson Elementary	57/68304-00-008	11/26/18	\$ 387,631	\$ 258,420	
Lucia Mar Unified	San Luis Obispo	Arroyo Grande High	57/68759-00-013	11/27/18	\$ 1,978,891	\$ -	

SFP APPLICATIONS
 Modernization School Facilities Program
 - Workload as of August 23, 2019 -

District	County	Site Name	Application Number	OPSC Date Received	Estimated State Grant (a)	Financial Hardship (b)	Notification Occurred**
West Contra Costa Unified	Contra Costa	Helms Middle	57/61796-00-052	11/28/18	\$ 4,133,414	\$ -	
William S. Hart Union High	Los Angeles	William S Hart High	57/65136-00-012	11/29/18	\$ 6,141,672	\$ -	
Carpinteria Unified	Santa Barbara	Canalino Elementary	57/69146-00-009	11/29/18	\$ 3,842,590	\$ -	
Ocean View	Ventura	Ocean View Junior High	57/72512-00-005	11/29/18	\$ 1,787,081	\$ -	
Charter Oak Unified	Los Angeles	Willow Elementary	57/64378-00-012	11/30/18	\$ 903,779	\$ -	
San Juan Unified	Sacramento	Ottomon Way Elementary	57/67447-00-066	12/03/18	\$ 1,837,923	\$ -	
San Juan Unified	Sacramento	Carriage Drive Elementary	57/67447-00-067	12/03/18	\$ 2,938,487	\$ -	
San Juan Unified	Sacramento	Twin Lakes Elementary	57/67447-00-068	12/03/18	\$ 2,502,662	\$ -	
Big Springs Union Elementary	Siskiyou	Big Springs Elementary	57/70185-00-002	12/03/18	\$ 587,555	\$ 391,703	
Inglewood Unified	Los Angeles	Monroe (Albert F) Magnet Middle School	57/64634-00-003	12/04/18	\$ 2,832,675	\$ -	
San Rafael City High	Marin	Terra Linda High	57/65466-00-006	12/04/18	\$ 2,142,720	\$ -	
Kings Canyon Joint Unified	Fresno	Jefferson Elementary	57/62265-00-025	12/05/18	\$ 1,871,766	\$ -	
Kings Canyon Joint Unified	Fresno	Dunlap Elementary	57/62265-00-026	12/05/18	\$ 1,162,498	\$ -	
Lafayette Elementary	Contra Costa	Springhill Elementary	57/61713-00-008	12/06/18	\$ 504,351	\$ -	
Chino Valley Unified	San Bernardino	Ruben S Ayala High	57/67678-00-027	12/06/18	\$ 2,428,639	\$ -	
Los Angeles Unified	Los Angeles	Reseda High	57/64733-39-009	12/10/18	\$ 948,526	\$ -	
Los Angeles Unified	Los Angeles	Wilshire Crest Elementary	57/64733-31-008	12/11/18	\$ 1,707,891	\$ -	
Newport-Mesa Unified	Orange	Mariners Elementary	57/66597-00-043	12/12/18	\$ 853,087	\$ -	
Alta Loma Elementary	San Bernardino	Floyd M Stork Elementary	57/67595-00-011	12/12/18	\$ 3,041,428	\$ -	
Alta Loma Elementary	San Bernardino	Floyd M Stork Elementary	57/67595-00-012	12/12/18	\$ 2,899,744	\$ -	
San Francisco Unified	San Francisco	Wells (Ida B) High	57/68478-63-005	12/13/18	\$ 1,522,603	\$ -	
Konocti Unified	Lake	Konocti Education Center	57/64022-00-014	12/17/18	\$ 666,518	\$ -	
Los Angeles Unified	Los Angeles	Lassen Elementary	57/64733-00-703	12/17/18	\$ 906,125	\$ -	
Monterey Peninsula Unified	Monterey	Seaside High	57/66092-00-028	12/17/18	\$ 420,057	\$ -	
East Side Union High	Santa Clara	James Lick High	57/69427-00-036	12/17/18	\$ 204,961	\$ -	
Santa Monica-Malibu Unified	Los Angeles	Franklin Elementary	57/64980-00-016	12/18/18	\$ 604,818	\$ -	
Campbell Union High	Santa Clara	Westmont High	57/69401-00-023	12/18/18	\$ 441,170	\$ -	
Santa Monica-Malibu Unified	Los Angeles	Webster Elementary	57/64980-00-017	12/19/18	\$ 146,832	\$ -	
Santa Monica-Malibu Unified	Los Angeles	Roosevelt Elementary	57/64980-00-018	12/19/18	\$ 733,608	\$ -	
Santa Monica-Malibu Unified	Los Angeles	McKinley Elementary	57/64980-00-019	12/19/18	\$ 359,546	\$ -	
Tahoe-Truckee Unified	Placer	Tahoe Lake Elementary	57/66944-00-018	12/19/18	\$ 742,372	\$ -	
Solvang Elementary	Santa Barbara	Solvang Elementary	57/69336-00-003	12/20/18	\$ 686,194	\$ -	
Ontario-Montclair	San Bernardino	Euclid Elementary	57/67819-00-031	12/21/18	\$ 306,982	\$ -	
Ontario-Montclair	San Bernardino	Lehigh Elementary	57/67819-00-032	12/21/18	\$ 1,222,986	\$ -	
Ontario-Montclair	San Bernardino	Central Language Academy	57/67819-00-033	12/21/18	\$ 2,554,618	\$ -	
Santa Barbara Unified	Santa Barbara	McKinley Elementary	57/76786-00-010	12/21/18	\$ 2,115,033	\$ -	
Santa Barbara Unified	Santa Barbara	San Marcos Senior High	57/76786-00-011	12/21/18	\$ 1,017,157	\$ -	
Banning Unified	Riverside	Banning High	57/66985-00-006	12/24/18	\$ 7,016,067	\$ 4,677,378	
Liberty Union High	Contra Costa	Liberty High	57/61721-00-003	12/26/18	\$ 2,120,240	\$ -	
Los Angeles Unified	Los Angeles	Kenter Canyon Elementary	57/64733-47-011	12/26/18	\$ 2,840,465	\$ -	
Ontario-Montclair	San Bernardino	Vina Danks Middle	57/67819-00-034	12/26/18	\$ 296,984	\$ -	
Knights Ferry Elementary	Stanislaus	Knights Ferry Elementary	57/71142-00-001	12/26/18	\$ 103,460	\$ 68,973	
Orange Unified	Orange	El Modena High	57/66621-00-055	01/02/19	\$ 10,356,704	\$ -	
Orange Unified	Orange	Fletcher Elementary	57/66621-00-056	01/02/19	\$ 444,804	\$ -	
Santa Barbara Unified	Santa Barbara	Harding University Partnership	57/76786-00-012	01/02/19	\$ 212,713	\$ -	
Humboldt County Office of Education	Humboldt	Glen Paul	57/10124-00-001	01/03/19	\$ 138,966	\$ 92,644	
San Ramon Valley Unified	Contra Costa	John Baldwin Elementary	57/61804-00-040	01/07/19	\$ 136,084	\$ -	
Alameda Unified	Alameda	Franklin Elementary	57/61119-00-021	01/09/19	\$ 890,102	\$ -	

SFP APPLICATIONS
 Modernization School Facilities Program
 - Workload as of August 23, 2019 -

District	County	Site Name	Application Number	OPSC Date Received	Estimated State Grant (a)	Financial Hardship (b)	Notification Occurred**
Los Angeles Unified	Los Angeles	Pio Pico Middle	57/64733-00-704	01/09/19	\$ 2,295,835	\$ -	
Los Angeles Unified	Los Angeles	President Avenue Elementary	57/64733-29-016	01/09/19	\$ 1,297,297	\$ -	
Alta Loma Elementary	San Bernardino	Alta Loma Junior High	57/67595-00-013	01/09/19	\$ 4,606,096	\$ -	
Ocean View	Ventura	Mar Vista Elementary	57/72512-00-006	01/10/19	\$ 373,353	\$ -	
Berkeley Unified	Alameda	Longfellow Arts and Technology Middle	57/61143-00-022	01/11/19	\$ 985,988	\$ -	
Fremont Unified	Alameda	Irvington High	57/61176-00-038	01/11/19	\$ 1,839,676	\$ -	
Fremont Unified	Alameda	Washington High	57/61176-00-039	01/11/19	\$ 351,297	\$ -	
Fremont Unified	Alameda	Oliveira Elementary	57/61176-00-040	01/11/19	\$ 517,558	\$ -	
Fremont Unified	Alameda	Patterson Elementary	57/61176-00-041	01/11/19	\$ 562,478	\$ -	
Fremont Unified	Alameda	Parkmont Elementary	57/61176-00-042	01/11/19	\$ 730,776	\$ -	
Santa Ana Unified	Orange	Century High	57/66670-00-057	01/11/19	\$ 12,511,940	\$ -	
Santa Ana Unified	Orange	Santa Ana High	57/66670-00-058	01/11/19	\$ 14,050,434	\$ -	
East Side Union High	Santa Clara	Mt Pleasant High	57/69427-00-037	01/11/19	\$ 677,533	\$ -	
Dixon Unified	Solano	Dixon High	57/70532-00-005	01/11/19	\$ 3,378,143	\$ -	
Ceres Unified	Stanislaus	Carroll Fowler Elementary	57/71043-00-015	01/11/19	\$ 2,643,935	\$ -	
Los Angeles Unified	Los Angeles	Menlo Avenue Elementary	57/64733-00-705	01/14/19	\$ 4,440,414	\$ -	
Los Angeles Unified	Los Angeles	Elizabeth Learning Center	57/64733-00-706	01/14/19	\$ 6,683,235	\$ -	
Los Angeles Unified	Los Angeles	Twenty-Eighth Street Elementary	57/64733-00-707	01/14/19	\$ 10,035,126	\$ -	
Los Angeles Unified	Los Angeles	Madison Elementary	57/64733-00-708	01/14/19	\$ 1,053,241	\$ -	
Los Angeles Unified	Los Angeles	Revere (Paul) Junior Midsite	57/64733-21-034	01/14/19	\$ 1,219,332	\$ -	
Lemoore Union High	Kings	Lemoore High	57/63982-00-004	01/15/19	\$ 1,004,112	\$ -	
Duarte Unified	Los Angeles	Royal Oaks STEAM Academy (K-8)	57/64469-00-012	01/15/19	\$ 1,258,856	\$ -	
South Whittier Elementary	Los Angeles	Lake Marie Elementary	57/65037-00-009	01/15/19	\$ 297,658	\$ -	
South Whittier Elementary	Los Angeles	Los Altos Elementary	57/65037-00-010	01/15/19	\$ 143,827	\$ -	
Galt Joint Union Elementary	Sacramento	River Oaks Elementary	57/67348-00-003	01/15/19	\$ 878,806	\$ -	
Wheatland Union High	Yuba	Wheatland Union High	57/72769-00-001	01/15/19	\$ 1,769,188	\$ -	
Capistrano Unified	Orange	Capistrano Valley High	57/66464-00-019	01/16/19	\$ 1,608,184	\$ -	
Lucia Mar Unified	San Luis Obispo	Grover Beach Elementary	57/68759-00-014	01/16/19	\$ 2,234,152	\$ -	
Lucia Mar Unified	San Luis Obispo	Harloe Elementary	57/68759-00-015	01/16/19	\$ 2,311,485	\$ -	
El Centro Elementary	Imperial	Harding Elementary	57/63123-00-015	01/18/19	\$ 1,700,340	\$ -	
South Pasadena Unified	Los Angeles	South Pasadena Senior High	57/65029-00-006	01/18/19	\$ 3,031,556	\$ -	
Chaffey Joint Union High	San Bernardino	Rancho Cucamonga High	57/67652-00-007	01/18/19	\$ 2,602,347	\$ -	
Hope Elementary	Tulare	Hope Elementary	57/71944-00-002	01/18/19	\$ 113,636	\$ 75,757	
Capistrano Unified	Orange	Dana Hills High	57/66464-00-020	01/22/19	\$ 1,832,693	\$ -	
Capistrano Unified	Orange	San Clemente High	57/66464-00-021	01/22/19	\$ 1,501,778	\$ -	
Capistrano Unified	Orange	Tesoro High	57/66464-00-022	01/22/19	\$ 1,938,922	\$ -	
Corona-Norco Unified	Riverside	John Adams Elementary	57/67033-00-018	01/22/19	\$ 1,565,633	\$ -	
Corona-Norco Unified	Riverside	Garretson Elementary	57/67033-00-019	01/22/19	\$ 1,169,780	\$ -	
Corona-Norco Unified	Riverside	Lincoln Fundamental Elementary	57/67033-00-020	01/22/19	\$ 1,169,780	\$ -	
Corona-Norco Unified	Riverside	Norco Elementary	57/67033-00-021	01/22/19	\$ 753,650	\$ -	
Temecula Valley Unified	Riverside	Rancho Vista High	57/75192-00-013	01/22/19	\$ 1,464,893	\$ -	
Temecula Valley Unified	Riverside	Susan H Nelson	57/75192-00-014	01/22/19	\$ 1,040,845	\$ -	
Pierce Joint Unified	Colusa	Arbuckle Elementary	57/61614-00-008	01/23/19	\$ 1,771,025	\$ -	
Pajaro Valley Unified	Santa Cruz	H A Hyde Elementary	57/69799-00-025	01/23/19	\$ 1,856,309	\$ -	
Ventura County Office of Education	Ventura	Dean Triggs School	57/10561-00-007	01/24/19	\$ 17,762	\$ 11,842	
Fremont Unified	Alameda	Steven Millard Elementary	57/61176-00-043	01/24/19	\$ 582,885	\$ -	
Fremont Unified	Alameda	Mission San Jose Elementary	57/61176-00-044	01/24/19	\$ 1,448,830	\$ -	
Duarte Unified	Los Angeles	Bearslee Dual Language Immersion Academy (PK	57/64469-00-013	01/24/19	\$ 1,899,981	\$ -	

SFP APPLICATIONS
 Modernization School Facilities Program
 - Workload as of August 23, 2019 -

District	County	Site Name	Application Number	OPSC Date Received	Estimated State Grant (a)	Financial Hardship (b)	Notification Occurred**
Anaheim Elementary	Orange	Roosevelt (Theodore) Elementary	57/66423-00-033	01/24/19	\$ 6,206,326	\$ -	
Chino Valley Unified	San Bernardino	Rolling Ridge Elementary	57/67678-00-028	01/24/19	\$ 3,126,978	\$ -	
Chino Valley Unified	San Bernardino	Country Springs Elementary	57/67678-00-029	01/24/19	\$ 3,261,560	\$ -	
Del Norte County Unified	Del Norte	Crescent Elk Middle	57/61820-00-008	01/25/19	\$ 1,243,880	\$ -	
Lemoore Union High	Kings	Lemoore High	57/63982-00-005	01/25/19	\$ 1,410,412	\$ -	
Madera Unified	Madera	Madera South High	57/65243-00-007	01/25/19	\$ 4,674,702	\$ -	
Kentfield Elementary	Marin	Anthony G Bacich Elementary	57/65334-00-004	01/25/19	\$ 1,263,559	\$ -	
Huntington Beach City Elementary	Orange	Ethel Dwyer Middle	57/66530-00-020	01/25/19	\$ 2,955,708	\$ -	
San Diego Unified	San Diego	Boone Elementary	57/68338-00-232	01/25/19	\$ 9,903	\$ -	
San Diego Unified	San Diego	Hickman Elementary	57/68338-00-233	01/25/19	\$ 1,434,996	\$ -	
San Diego Unified	San Diego	Penn Elementary	57/68338-00-234	01/25/19	\$ 1,578,960	\$ -	
San Diego Unified	San Diego	Spreckels Elementary	57/68338-00-235	01/25/19	\$ 821,988	\$ -	
San Diego Unified	San Diego	De Portola Middle	57/68338-00-236	01/25/19	\$ 3,561,465	\$ -	
San Diego Unified	San Diego	Bethune K-8	57/68338-00-237	01/25/19	\$ 3,189,468	\$ -	
San Diego Unified	San Diego	La Jolla High	57/68338-00-238	01/25/19	\$ 4,024,308	\$ -	
San Diego Unified	San Diego	Riley	57/68338-00-239	01/25/19	\$ 1,999,658	\$ -	
San Diego Unified	San Diego	Emerson Bandini Elementary	57/68338-00-240	01/25/19	\$ 4,168,015	\$ -	
San Diego Unified	San Diego	Zamorano Elementary	57/68338-00-241	01/25/19	\$ 1,843,377	\$ -	
San Diego Unified	San Diego	Sandburg Elementary	57/68338-00-242	01/25/19	\$ 1,750,788	\$ -	
San Diego Unified	San Diego	Serra High	57/68338-00-243	01/25/19	\$ 3,050,850	\$ -	
San Diego Unified	San Diego	Mira Mesa High	57/68338-00-244	01/25/19	\$ 7,499,848	\$ -	
San Diego Unified	San Diego	Standley Middle	57/68338-00-245	01/25/19	\$ 1,655,344	\$ -	
San Diego Unified	San Diego	Pacific View (Lee) Elementary	57/68338-00-246	01/25/19	\$ 1,068,120	\$ -	
San Diego Unified	San Diego	Mira Mesa High	57/68338-00-247	01/25/19	\$ 1,864,990	\$ -	
San Diego Unified	San Diego	Morse High	57/68338-00-248	01/25/19	\$ 726,703	\$ -	
San Diego Unified	San Diego	Miramar Ranch Elementary	57/68338-00-249	01/25/19	\$ 766,260	\$ -	
San Diego Unified	San Diego	Franklin Elementary	57/68338-00-250	01/25/19	\$ 1,202,796	\$ -	
San Diego Unified	San Diego	Vista Grande Elementary	57/68338-00-251	01/25/19	\$ 520,128	\$ -	
San Diego Unified	San Diego	De Portola Middle	57/68338-00-252	01/25/19	\$ 3,561,465	\$ -	
San Diego Unified	San Diego	Doyle Elementary	57/68338-00-253	01/25/19	\$ 445,824	\$ -	
San Diego Unified	San Diego	University City High	57/68338-00-254	01/25/19	\$ 2,778,192	\$ -	
San Diego Unified	San Diego	Iftin Charter	57/68338-00-255	01/25/19	\$ 2,674,944	\$ -	
Garden Grove Unified	Orange	Thomas Paine Elementary	57/66522-00-090	01/28/19	\$ 1,038,367	\$ -	
Sonora Elementary	Tuolumne	Sonora Elementary	57/72371-00-005	01/28/19	\$ 1,990,027	\$ -	
Duarte Unified	Los Angeles	Duarte High	57/64469-00-014	01/29/19	\$ 804,640	\$ -	
San Rafael City Elementary	Marin	Laurel Dell Elementary	57/65458-00-013	01/29/19	\$ 1,725,432	\$ -	
Fairfield-Suisun Unified	Solano	K I Jones Elementary	57/70540-00-022	01/29/19	\$ 3,272,209	\$ -	
Waukena Joint Union Elementary	Tulare	Waukena Joint Union Elementary	57/72264-00-001	01/29/19	\$ 170,358	\$ 113,572	
Rescue Union Elementary	El Dorado	Rescue Elementary	57/61978-00-007	01/30/19	\$ 1,130,547	\$ -	
Los Angeles Unified	Los Angeles	Ninety-Third Street Elementary	57/64733-00-709	01/30/19	\$ 3,491,576	\$ -	
Fremont Unified	Alameda	Harvey Green Elementary	57/61176-00-045	01/31/19	\$ 620,916	\$ -	
Fremont Unified	Alameda	Forest Park Elementary	57/61176-00-046	01/31/19	\$ 641,798	\$ -	
Fremont Unified	Alameda	J Haley Durham Elementary	57/61176-00-047	01/31/19	\$ 638,231	\$ -	
Fremont Unified	Alameda	Joshua Chadbourne Elementary	57/61176-00-048	01/31/19	\$ 829,945	\$ -	
Wasco Union High	Kern	Wasco High	57/63859-00-001	01/31/19	\$ 1,200,674	\$ -	
Brittan Elementary	Sutter	Brittan Elementary	57/71357-00-003	01/31/19	\$ 1,386,987	\$ 924,658	
Fremont Unified	Alameda	Warwick Elementary	57/61176-00-049	02/01/19	\$ 836,828	\$ -	
West Contra Costa Unified	Contra Costa	Crespi Junior High	57/61796-00-053	02/01/19	\$ 3,482,164	\$ -	

SFP APPLICATIONS
 Modernization School Facilities Program
 - Workload as of August 23, 2019 -

District	County	Site Name	Application Number	OPSC Date Received	Estimated State Grant (a)	Financial Hardship (b)	Notification Occurred**
Edison Elementary	Kern	Orangewood Elementary	57/63438-00-003	02/01/19	\$ 412,895	\$ 275,263	
Edison Elementary	Kern	Edison Middle	57/63438-00-004	02/01/19	\$ 69,429	\$ 46,286	
Newport-Mesa Unified	Orange	College Park Elementary	57/66597-00-044	02/01/19	\$ 2,214,508	\$ -	
Newport-Mesa Unified	Orange	Pomona Elementary	57/66597-00-045	02/01/19	\$ 1,189,179	\$ -	
Santa Ana Unified	Orange	Martin Luther King Jr Elementary	57/66670-00-059	02/01/19	\$ 4,421,914	\$ -	
San Diego Unified	San Diego	Foster Elementary	57/68338-00-256	02/01/19	\$ 334,368	\$ -	
San Diego Unified	San Diego	Chesterton Elementary	57/68338-00-257	02/01/19	\$ 292,572	\$ -	
San Diego Unified	San Diego	Garfield Elementary	57/68338-00-258	02/01/19	\$ 2,509,653	\$ -	
San Diego Unified	San Diego	Bethune K-8	57/68338-00-259	02/01/19	\$ 3,189,468	\$ -	
San Diego Unified	San Diego	Millennial Tech Middle	57/68338-00-260	02/01/19	\$ 2,544,969	\$ -	
San Diego Unified	San Diego	Mira Mesa High	57/68338-00-261	02/01/19	\$ 1,864,990	\$ -	
San Diego Unified	San Diego	Oak Park Elementary	57/68338-00-262	02/01/19	\$ 154,698	\$ -	
San Diego Unified	San Diego	Perry Elementary	57/68338-00-263	02/01/19	\$ 250,776	\$ -	
San Diego Unified	San Diego	Millennial Tech Middle	57/68338-00-264	02/01/19	\$ 2,544,969	\$ -	
San Diego Unified	San Diego	Holmes Elementary	57/68338-00-265	02/01/19	\$ 1,086,696	\$ -	
Livermore Valley Joint Unified	Alameda	Emma C Smith Elementary	57/61200-00-021	02/04/19	\$ 806,840	\$ -	
Livermore Valley Joint Unified	Alameda	Sunset Elementary	57/61200-00-022	02/04/19	\$ 954,394	\$ -	
Livermore Valley Joint Unified	Alameda	Livermore High	57/61200-00-023	02/04/19	\$ 6,138,167	\$ -	
Livermore Valley Joint Unified	Alameda	Granada High	57/61200-00-024	02/04/19	\$ 14,488,238	\$ -	
Livermore Valley Joint Unified	Alameda	Junction K-8	57/61200-00-025	02/04/19	\$ 1,042,102	\$ -	
Livermore Valley Joint Unified	Alameda	Rancho Las Positas Elementary	57/61200-00-026	02/04/19	\$ 731,931	\$ -	
Livermore Valley Joint Unified	Alameda	Jackson Avenue Elementary	57/61200-00-027	02/04/19	\$ 425,578	\$ -	
Livermore Valley Joint Unified	Alameda	Leo R Croce Elementary	57/61200-00-028	02/04/19	\$ 1,635,895	\$ -	
Livermore Valley Joint Unified	Alameda	Arroyo Seco Elementary	57/61200-00-029	02/04/19	\$ 1,029,485	\$ -	
Los Angeles Unified	Los Angeles	Alain Leroy Locke College Preparatory Academy	57/64733-00-710	02/04/19	\$ 3,102,815	\$ -	
Los Angeles Unified	Los Angeles	Serrania Avenue Elementary	57/64733-00-711	02/04/19	\$ 567,652	\$ -	
Los Angeles Unified	Los Angeles	Thirty-Second Street USC Performing Arts	57/64733-00-712	02/04/19	\$ 3,722,787	\$ -	
Los Angeles Unified	Los Angeles	Belvedere Middle	57/64733-09-011	02/04/19	\$ 530,839	\$ -	
Los Angeles Unified	Los Angeles	Palisades Charter Elementary	57/64733-47-012	02/04/19	\$ 696,398	\$ -	
San Bernardino City Unified	San Bernardino	Sierra High	57/67876-00-109	02/04/19	\$ 2,676,097	\$ -	
Fremont Unified	Alameda	Tom Maloney Elementary	57/61176-00-050	02/05/19	\$ 619,428	\$ -	
Fremont Unified	Alameda	Cabrillo Elementary	57/61176-00-051	02/05/19	\$ 590,224	\$ -	
Los Angeles Unified	Los Angeles	Chatsworth Charter High	57/64733-00-713	02/05/19	\$ 7,480,405	\$ -	
William S. Hart Union High	Los Angeles	William S Hart High	57/65136-00-013	02/05/19	\$ 4,608,312	\$ -	
San Diego Unified	San Diego	Tierrasanta Elementary	57/68338-00-266	02/05/19	\$ 928,800	\$ -	
Lucia Mar Unified	San Luis Obispo	Nipomo Elementary	57/68759-00-016	02/05/19	\$ 1,371,741	\$ -	
Garden Grove Unified	Orange	Bryant Elementary	57/66522-00-091	02/06/19	\$ 513,322	\$ -	
Garden Grove Unified	Orange	Woodbury Elementary	57/66522-00-092	02/06/19	\$ 645,227	\$ -	
San Juan Unified	Sacramento	Del Paso Manor Elementary	57/67447-00-069	02/06/19	\$ 3,154,346	\$ -	
Morgan Hill Unified	Santa Clara	Lewis H Britton Middle	57/69583-00-014	02/06/19	\$ 5,996,563	\$ -	
Alameda Unified	Alameda	Lincoln Middle	57/61119-00-022	02/08/19	\$ 338,327	\$ -	
Fountain Valley Elementary	Orange	Plavan (Urbain H) Elementary	57/66498-00-013	02/08/19	\$ 1,080,941	\$ -	
Temecula Valley Unified	Riverside	Vail Elementary	57/75192-00-015	02/08/19	\$ 2,704,612	\$ -	
Berkeley Unified	Alameda	Washington Elementary	57/61143-00-023	02/11/19	\$ 1,601,011	\$ -	
Bakersfield City	Kern	Voorhies Elementary	57/63321-00-017	02/11/19	\$ 4,528,560	\$ -	
Los Angeles Unified	Los Angeles	Northridge Middle	57/64733-00-714	02/11/19	\$ 3,303,498	\$ -	
Los Angeles Unified	Los Angeles	Sylmar High	57/64733-00-715	02/11/19	\$ 4,850,619	\$ -	
Los Angeles Unified	Los Angeles	Carpenter Community Charter	57/64733-00-716	02/11/19	\$ 539,095	\$ -	

SFP APPLICATIONS
 Modernization School Facilities Program
 - Workload as of August 23, 2019 -

District	County	Site Name	Application Number	OPSC Date Received	Estimated State Grant (a)	Financial Hardship (b)	Notification Occurred**
Los Angeles Unified	Los Angeles	John Muir Middle	57/64733-14-004	02/11/19	\$ 2,652,764	\$ -	
Corning Union High	Tehama	Corning High	57/71506-00-002	02/11/19	\$ 1,533,448	\$ -	
Davis Joint Unified	Yolo	North Davis Elementary	57/72678-00-016	02/11/19	\$ 669,113	\$ -	
Davis Joint Unified	Yolo	Valley Oak Elementary	57/72678-00-017	02/11/19	\$ 951,148	\$ -	
Del Norte County Unified	Del Norte	Pine Grove Elementary	57/61820-00-009	02/12/19	\$ 156,735	\$ 104,490	
Del Norte County Unified	Del Norte	Bess Maxwell Elementary	57/61820-00-010	02/12/19	\$ 193,436	\$ 128,957	
Del Norte County Unified	Del Norte	Mary Peacock Elementary	57/61820-00-011	02/12/19	\$ 248,274	\$ 165,516	
Monterey Peninsula Unified	Monterey	Los Arboles Middle	57/66092-00-029	02/12/19	\$ 1,104,890	\$ -	
Etiwanda Elementary	San Bernardino	Caryn Elementary	57/67702-00-002	02/12/19	\$ 2,595,452	\$ -	
Fremont Unified	Alameda	Niles Elementary	57/61176-00-052	02/13/19	\$ 525,412	\$ -	
Red Bluff Joint Union High	Tehama	Red Bluff High	57/71639-00-003	02/13/19	\$ 8,160,549	\$ -	
Fresno Unified	Fresno	Irwin O Addicott Elementary	57/62166-00-142	02/14/19	\$ 889,302	\$ -	
Fresno Unified	Fresno	Fresno High	57/62166-00-143	02/14/19	\$ 417,237	\$ -	
Monterey Peninsula Unified	Monterey	Central Coast High	57/66092-00-030	02/14/19	\$ 157,663	\$ -	
Monterey Peninsula Unified	Monterey	Stilwell (Joseph W) Elementary	57/66092-00-031	02/14/19	\$ 828,437	\$ -	
Redwood City Elementary	San Mateo	North Star Academy	57/69005-00-006	02/14/19	\$ 694,190	\$ -	
East Side Union High	Santa Clara	Foothill High	57/69427-00-038	02/14/19	\$ 1,048,606	\$ -	
Brawley Elementary	Imperial	Barbara Worth Junior High	57/63073-00-004	02/15/19	\$ 591,616	\$ 394,410	
Brawley Elementary	Imperial	Miguel Hidalgo Elementary	57/63073-00-005	02/15/19	\$ 259,394	\$ 172,929	
Brawley Elementary	Imperial	Phil D Swing Elementary	57/63073-00-006	02/15/19	\$ 107,415	\$ 71,610	
Brawley Elementary	Imperial	Myron D Witter Elementary	57/63073-00-007	02/15/19	\$ 323,175	\$ 215,450	
Brawley Elementary	Imperial	J W Oakley Elementary	57/63073-00-008	02/15/19	\$ 738,805	\$ 492,537	
Napa Valley Unified	Napa	El Centro Elementary	57/66266-00-032	02/15/19	\$ 621,034	\$ -	
San Bernardino City Unified	San Bernardino	North Park Elementary	57/67876-00-110	02/15/19	\$ 1,263,683	\$ -	
Davis Joint Unified	Yolo	Oliver Wendell Holmes Junior High	57/72678-00-018	02/15/19	\$ 1,513,033	\$ -	
Temecula Valley Unified	Riverside	James L Day Middle	57/75192-00-016	02/15/19	\$ 3,086,295	\$ -	
Del Norte County Unified	Del Norte	Mountain Elementary	57/61820-00-012	02/19/19	\$ 81,194	\$ 54,130	
Del Norte County Unified	Del Norte	Redwood Elementary	57/61820-00-013	02/19/19	\$ 132,303	\$ 88,202	
Del Norte County Unified	Del Norte	Smith River Elementary	57/61820-00-014	02/19/19	\$ 105,975	\$ 70,650	
Centinela Valley Union High	Los Angeles	Hawthorne High	57/64352-00-008	02/19/19	\$ 900,114	\$ -	
Downey Unified	Los Angeles	Rio San Gabriel Elementary	57/64451-00-032	02/19/19	\$ 2,440,923	\$ -	
Los Angeles Unified	Los Angeles	Corona Avenue Elementary	57/64733-00-717	02/19/19	\$ 8,172,218	\$ -	
Los Angeles Unified	Los Angeles	Manchester Avenue Elementary	57/64733-00-718	02/19/19	\$ 853,629	\$ -	
Moreno Valley Unified	Riverside	Landmark Middle	57/67124-00-011	02/19/19	\$ 6,394,314	\$ -	
Atascadero Unified	San Luis Obispo	Creston Elementary	57/68700-00-009	02/19/19	\$ 609,289	\$ -	
Dublin Unified	Alameda	Frederiksen Elementary	57/75093-00-016	02/19/19	\$ 532,488	\$ -	
West Park Elementary	Fresno	West Park Elementary	57/62539-00-001	02/20/19	\$ 2,451,741	\$ -	
Wasco Union High	Kern	Westside High (Continuation)	57/63859-00-002	02/20/19	\$ 4,563,812	\$ -	
Fountain Valley Elementary	Orange	Cox (James H) Elementary	57/66498-00-014	02/20/19	\$ 410,145	\$ -	
Fountain Valley Elementary	Orange	Oka (Isojiro) Elementary	57/66498-00-015	02/20/19	\$ 684,338	\$ -	
Ocean View	Orange	College View Elementary	57/66613-00-024	02/20/19	\$ 137,761	\$ -	
South San Francisco Unified	San Mateo	Alta Loma Middle	57/69070-00-022	02/20/19	\$ 480,530	\$ -	
Montecito Union Elementary	Santa Barbara	Montecito Union	57/69252-00-001	02/20/19	\$ 3,465,601	\$ 2,310,401	
Rosemead Elementary	Los Angeles	Emma W Shuey Elementary	57/64931-00-013	02/21/19	\$ 2,236,172	\$ -	
Rosemead Elementary	Los Angeles	Encinita Elementary	57/64931-00-014	02/21/19	\$ 2,744,406	\$ -	
San Rafael City Elementary	Marin	James B Davidson Middle	57/65458-00-014	02/21/19	\$ 2,375,446	\$ -	
Castro Valley Unified	Alameda	Castro Valley High	57/61150-00-027	02/22/19	\$ 4,392,880	\$ -	
Los Angeles Unified	Los Angeles	Christopher Columbus Middle	57/64733-00-719	02/22/19	\$ 5,588,324	\$ -	

SFP APPLICATIONS
 Modernization School Facilities Program
 - Workload as of August 23, 2019 -

District	County	Site Name	Application Number	OPSC Date Received	Estimated State Grant (a)	Financial Hardship (b)	Notification Occurred**
Los Angeles Unified	Los Angeles	Phineas Banning Senior High	57/64733-00-720	02/22/19	\$ 5,499,604	\$ -	
Westminster Elementary	Orange	DeMille Elementary	57/66746-00-019	02/22/19	\$ 1,006,950	\$ -	
San Diego Unified	San Diego	Pacific Beach Middle	57/68338-00-267	02/22/19	\$ 3,742,898	\$ -	
San Diego Unified	San Diego	Longfellow K-8	57/68338-00-268	02/22/19	\$ 3,593,476	\$ -	
Los Angeles Unified	Los Angeles	San Pedro Senior High	57/64733-20-021	02/25/19	\$ 1,985,912	\$ -	
Los Angeles Unified	Los Angeles	University High	57/64733-21-035	02/25/19	\$ 14,715,719	\$ -	
Garden Grove Unified	Orange	Brookhurst Elementary	57/66522-00-093	02/25/19	\$ 856,739	\$ -	
Roseville Joint Union High	Placer	Roseville High	57/66928-00-005	02/25/19	\$ 9,190,283	\$ -	
Barstow Unified	San Bernardino	Montara Elementary	57/67611-00-005	02/25/19	\$ 492,636	\$ -	
San Rafael City Elementary	Marin	San Pedro Elementary	57/65458-00-015	02/26/19	\$ 1,342,919	\$ -	
Chula Vista Elementary	San Diego	Harborside Elementary	57/68023-00-018	02/26/19	\$ 1,727,012	\$ -	
Chula Vista Elementary	San Diego	Sunnyside Elementary	57/68023-00-019	02/26/19	\$ 1,603,654	\$ -	
Grossmont Union High	San Diego	Mount Miguel High	57/68130-00-034	02/26/19	\$ 171,453	\$ -	
San Ramon Valley Unified	Contra Costa	San Ramon Valley High	57/61804-00-042	02/27/19	\$ 1,466,180	\$ -	
Newport-Mesa Unified	Orange	Newport Heights Elementary	57/66597-00-046	02/27/19	\$ 1,357,631	\$ -	
Riverside Unified	Riverside	Highgrove Elementary	57/67215-00-036	02/27/19	\$ 2,343,802	\$ -	
Ceres Unified	Stanislaus	Caswell Elementary	57/71043-00-016	02/27/19	\$ 806,252	\$ -	
Reef-Sunset Unified	Kings	Reef Sunset Middle	57/73932-00-010	02/27/19	\$ 1,683,520	\$ 1,122,347	
Castro Valley Unified	Alameda	Palomares Elementary	57/61150-00-028	02/28/19	\$ 219,553	\$ -	
San Ramon Valley Unified	Contra Costa	California High	57/61804-00-041	02/28/19	\$ 1,593,117	\$ -	
Sanger Unified	Fresno	Washington Academic Middle	57/62414-00-018	02/28/19	\$ 1,338,565	\$ -	
Los Angeles Unified	Los Angeles	Crenshaw Senior High	57/64733-00-721	02/28/19	\$ 13,126,327	\$ -	
Los Angeles Unified	Los Angeles	San Fernando Senior High	57/64733-73-006	02/28/19	\$ 1,028,847	\$ -	
Mountain View Elementary	Los Angeles	Baker Elementary	57/64816-00-001	02/28/19	\$ 6,818,888	\$ -	
Mountain View Elementary	Los Angeles	Willard F Payne Elementary	57/64816-00-002	02/28/19	\$ 2,822,355	\$ -	
Mountain View Elementary	Los Angeles	Parkview Elementary	57/64816-00-003	02/28/19	\$ 3,924,977	\$ -	
Mountain View Elementary	Los Angeles	Maxson Elementary	57/64816-00-004	02/28/19	\$ 4,447,828	\$ -	
Mountain View Elementary	Los Angeles	Alfred S Madrid Middle	57/64816-00-005	02/28/19	\$ 2,991,065	\$ -	
Mountain View Elementary	Los Angeles	Twin Lakes Elementary	57/64816-00-006	02/28/19	\$ 2,713,876	\$ -	
Mountain View Elementary	Los Angeles	La Primaria Elementary	57/64816-00-007	02/28/19	\$ 1,803,109	\$ -	
Mountain View Elementary	Los Angeles	Jerry Voorhis Elementary	57/64816-00-008	02/28/19	\$ 3,198,061	\$ -	
Red Bluff Joint Union High	Tehama	Red Bluff High	57/71639-00-004	02/08/19	\$ 8,377,107	\$ -	
Manhattan Beach Unified	Los Angeles	Mira Costa High	57/75333-00-007	02/28/19	\$ 2,548,471	\$ -	
West Contra Costa Unified	Contra Costa	Crespi Junior High	58/61796-00-003*	06/27/19	\$ 1,796,628	\$ -	
Chico Unified	Butte	Nord Country School	58/61424-00-001	07/09/19	\$ 218,504	\$ -	
Del Norte County USD	Del Norte	Smith River Elementary	58/61820-00-005	07/22/19	\$ 191,080	\$ -	
Escalon Unified	San Joaquin	Van Allen Elementary	58/68502-00-002	07/25/19	\$ 77,306	\$ -	
Greenfiled Elementary	Monterey	Vista Verde Middle	58/66035-00-001	07/29/19	\$ 769,200	\$ -	
Greenfiled Elementary	Monterey	Mary Chapa Academy	58/66035-00-002	07/29/19	\$ 934,200	\$ -	
Greenfiled Elementary	Monterey	Oak Avenue Elementary	58/66035-00-003	07/29/19	\$ 775,800	\$ -	
Buckeye Union Elementary	El Dorado	Blue Oak Elementary	58/61838-00-001	07/30/19	\$ 297,131	\$ -	
Piedmont City Unified	Alameda	Piedmont High	58/61275-00-004	08/01/19	\$ 2,821,820	\$ -	
Big Creek Elementary	Fresno	Big Creek Elementary	58/62026-00-001	08/08/19	\$ 223,649	\$ -	
Gorman Joint School District	Los Angeles	Gorman Elementary	58/64584-00-001	08/19/19	\$ 78,062	\$ -	
					\$ 2,237,282,609	\$ 53,871,027	
						\$ 2,291,153,637	

MODERNIZATION FUNDING SUBTOTALS	\$ 2,229,099,229	\$ 53,871,027
--	-------------------------	----------------------

SFP APPLICATIONS
 Modernization School Facilities Program
 - Workload as of August 23, 2019 -

District	County	Site Name	Application Number	OPSC Date Received	Estimated State Grant (a)	Financial Hardship (b)	Notification Occurred**
			MODERNIZATION FACILITY HARDSHIP - NON SEISMIC		\$ 6,386,753	\$ -	
			TOTAL MODERNIZATION FUNDING			\$2,289,357,009	
			MODERNIZATION FACILITY HARDSHIP - SEISMIC		\$ 1,796,628	\$ -	

(a) Represents estimated 60% state share of project including excessive cost grants. Seismic Mitigation Program projects represents the estimated 50% state share of project. Amounts shown have not been reviewed by OPSC for compliance with all School Facility Program requirements.

(b) Represents estimated financial hardship. Amounts shown have not been reviewed by OPSC for compliance with all School Facility Program requirements.

*Facility Hardship project requesting Seismic Mitigation Program funding.

**School districts have been notified that the Office of Public School Construction will begin processing the district's application in the near future.

*** These applications exceed the available bond authority. The applications were submitted prior to OPSC's notification to school districts to submit a school board resolution with the application.

CHARTER SCHOOL FACILITIES PROGRAM (CSFP)
 Remaining Unfunded In-House CSFP Applications as of August 23, 2019
 Listed in Alphabetical Order by County

County	District	Charter School	Received Date	Status
Alameda	Hayward Unified	Golden Oak Montessori of Hayward*	06/05/17	Beyond Authority
Alameda	Hayward Unified	Golden Oak Montessori of Hayward*	06/05/17	Beyond Authority
Alameda	Hayward Unified	Silver Oak High*	06/05/17	Beyond Authority
Alameda	Oakland Unified	American Indian Public High*	06/05/17	Beyond Authority
Alameda	Oakland Unified	Aspire Public Schools - Aspire College Academy*	06/01/17	Beyond Authority
Alameda	Oakland Unified	Envision Education - Envision Academy of Arts and Technology*	06/05/17	Beyond Authority
Alameda	Oakland Unified	Oakland School for the Arts*	06/05/17	Beyond Authority
Alameda	Oakland Unified	Oakland Unity High*	05/26/17	Beyond Authority
Alameda	San Lorenzo Unified	KIPP Summit Academy*	06/05/17	Beyond Authority
Butte	Oroville City Elementary	STREAM Charter *	06/05/17	Beyond Authority
El Dorado	Camino Union	Camino Science and Natural Resources Charter*	06/02/17	Beyond Authority
El Dorado	Camino Union	Camino Science and Natural Resources Charter*	06/02/17	Beyond Authority
Fresno	Clovis Unified	Clovis Online Charter (Sunnyside-Herndon)*	06/05/17	Beyond Authority
Fresno	Clovis Unified	Clovis Online Charter (Sunnyside-Herndon)*	06/05/17	Beyond Authority
Fresno	Clovis Unified	Clovis Online Charter (Fowler-Herndon)*	06/05/17	Beyond Authority
Fresno	Clovis Unified	Clovis Online Charter (Fowler-Herndon)*	06/05/17	Beyond Authority
Fresno	Kings Canyon Unified	Reedley Middle College High *	06/05/17	Beyond Authority
Fresno	Sanger Unified	Hallmark Charter*	06/05/17	Beyond Authority
Fresno	Sanger Unified	Hallmark Charter*	06/05/17	Beyond Authority
Imperial	Imperial County Office of Education	Imperial Pathways Charter - Del Rio Campus*	06/05/17	Beyond Authority
Imperial	Imperial County Office of Education	Imperial Pathways Charter - Valley Campus*	06/05/17	Beyond Authority
Kings	Lemoore Union High	Lemoore Middle College High*	06/05/17	Beyond Authority
Los Angeles	Inglewood Unified	ICEF Inglewood Elementary Charter*	06/05/17	Beyond Authority
Los Angeles	Inglewood Unified	ICEF Inglewood Middle Charter*	06/05/17	Beyond Authority
Los Angeles	Inglewood Unified	Today's Fresh Start - Inglewood*	06/05/17	Beyond Authority
Los Angeles	Los Angeles Unified	Academia Avance*	06/05/17	Beyond Authority
Los Angeles	Los Angeles Unified	Aspire Public Schools - Aspire Centennial College Preparatory*	06/01/17	Beyond Authority
Los Angeles	Los Angeles Unified	Birmingham Community Charter High*	05/31/17	Beyond Authority
Los Angeles	Los Angeles Unified	Bright Star Secondary Charter Academy*	05/30/17	Beyond Authority
Los Angeles	Los Angeles Unified	Citizens of the World 2 (Silver Lake)*	06/05/17	Beyond Authority
Los Angeles	Los Angeles Unified	Citizens of the World 3 (Mar Vista)*	06/05/17	Beyond Authority
Los Angeles	Los Angeles Unified	Citizens of the World Hollywood Charter*	06/05/17	Beyond Authority
Los Angeles	Los Angeles Unified	City Charter*	06/05/17	Beyond Authority
Los Angeles	Los Angeles Unified	Colfax Elementary*	06/05/17	Beyond Authority
Los Angeles	Los Angeles Unified	Extera Public Schools #1*	06/05/17	Beyond Authority
Los Angeles	Los Angeles Unified	Extera Public Schools #2*	06/05/17	Beyond Authority
Los Angeles	Los Angeles Unified	Gabriella Charter*	06/05/17	Beyond Authority
Los Angeles	Los Angeles Unified	Gabriella Charter #2*	06/05/17	Beyond Authority
Los Angeles	Los Angeles Unified	Granada Hills Charter (Devonshire Campus)*	06/05/17	Beyond Authority
Los Angeles	Los Angeles Unified	Granada Hills Charter (New Media Center)*	06/05/17	Beyond Authority
Los Angeles	Los Angeles Unified	Grover Cleveland Charter High*	06/05/17	Beyond Authority
Los Angeles	Los Angeles Unified	ICEF Vista Elementary Charter Academy*	06/05/17	Beyond Authority
Los Angeles	Los Angeles Unified	ICEF Vista Middle Charter Academy*	06/05/17	Beyond Authority
Los Angeles	Los Angeles Unified	LA Promise Fund High*	06/05/17	Beyond Authority
Los Angeles	Los Angeles Unified	Magnolia Science Academy - 2*	06/05/17	Beyond Authority
Los Angeles	Los Angeles Unified	Magnolia Science Academy - 3*	06/05/17	Beyond Authority
Los Angeles	Los Angeles Unified	Magnolia Science Academy - 5*	06/05/17	Beyond Authority
Los Angeles	Los Angeles Unified	Marquez Charter*	06/05/17	Beyond Authority
Los Angeles	Los Angeles Unified	New Heights Charter*	05/31/17	Beyond Authority
Los Angeles	Los Angeles Unified	Palisades Charter High*	05/30/17	Beyond Authority
Los Angeles	Los Angeles Unified	Stella Elementary Charter Academy*	05/30/17	Beyond Authority
Los Angeles	Los Angeles Unified	Stella Middle Charter Academy*	05/30/17	Beyond Authority
Los Angeles	Los Angeles Unified	Synergy Charter Academy*	05/30/17	Beyond Authority
Los Angeles	Los Angeles Unified	Synergy Charter Kinetic*	05/30/17	Beyond Authority
Los Angeles	Los Angeles Unified	Synergy Charter Quantum Academy*	05/30/17	Beyond Authority
Los Angeles	Los Angeles Unified	Taft Charter High*	06/05/17	Beyond Authority
Los Angeles	Los Angeles Unified	Today's Fresh Start - Compton*	06/05/17	Beyond Authority
Los Angeles	Los Angeles Unified	USC College Preparatory - Blue Campus*	06/02/17	Beyond Authority
Los Angeles	Los Angeles Unified	USC College Preparatory - Orange Campus*	06/02/17	Beyond Authority
Los Angeles	Los Angeles Unified	Valor Academy Elementary*	05/30/17	Beyond Authority
Los Angeles	Los Angeles Unified	Vaughn Elementary School Arts Center*	04/12/17	Beyond Authority
Los Angeles	Los Angeles Unified	Vaughn High School Arts Center*	04/12/17	Beyond Authority
Los Angeles	Los Angeles Unified	Vaughn Middle School Arts Center*	04/12/17	Beyond Authority
Los Angeles	Los Angeles Unified	Westside Innovative School House Charter Community School*	06/05/17	Beyond Authority
Los Angeles	Los Angeles Unified	Westside Innovative School House Charter High*	06/05/17	Beyond Authority
Los Angeles	Long Beach Unified	Intellectual Virtues Academy High*	06/05/17	Beyond Authority
Madera	Chawanakee Unified	Minarets Charter High*	06/01/17	Beyond Authority
Napa	Napa Valley Unified	River Charter*	06/05/17	Beyond Authority
Napa	Napa Valley Unified	River Charter*	06/05/17	Beyond Authority
Napa	Napa Valley Unified	Stone Bridge Charter*	06/05/17	Beyond Authority
Nevada	Grass Valley Elementary	Grass Valley Charter*	06/05/17	Beyond Authority

CHARTER SCHOOL FACILITIES PROGRAM (CSFP)
 Remaining Unfunded In-House CSFP Applications as of August 23, 2019
 Listed in Alphabetical Order by County

Nevada	Grass Valley Elementary	Grass Valley Charter*	06/05/17	Beyond Authority
Nevada	Grass Valley Elementary	Nevada City School of the Arts*	06/01/17	Beyond Authority
Orange	Orange Unified	El Rancho Charter*	04/20/17	Beyond Authority
Riverside	Riverside County Office of Education	Riverside County Education Academy*	06/05/17	Beyond Authority
Sacramento	Elk Grove Unified	Elk Grove Charter School*	06/05/17	Beyond Authority
Sacramento	Natomas Unified	Westlake K-8 Charter*	05/22/17	Beyond Authority
Sacramento	Sacramento City Unified	Aspire Public Schools - Aspire Capitol Heights Academy*	06/01/17	Beyond Authority
Sacramento	Sacramento City Unified	Capitol Collegiate Academy*	06/05/17	Beyond Authority
Sacramento	San Juan Unified	California Montessori Project - San Juan Campus (Orangevale)*	06/05/17	Beyond Authority
Sacramento	San Juan Unified	Golden Valley Orchard Charter*	06/05/17	Beyond Authority
Sacramento	San Juan Unified	Golden Valley River Charter*	06/05/17	Beyond Authority
Sacramento	Twin Rivers Unified	Creative Connections Arts Academy*	06/05/17	Beyond Authority
Sacramento	Twin Rivers Unified	Creative Connections Arts Academy*	06/05/17	Beyond Authority
Sacramento	Twin Rivers Unified	Smythe Academy*	06/05/17	Beyond Authority
Sacramento	Twin Rivers Unified	Smythe Academy*	06/05/17	Beyond Authority
Sacramento	Twin Rivers Unified	Westside Preparatory Academy*	06/05/17	Beyond Authority
Sacramento	Twin Rivers Unified	Westside Preparatory Academy*	06/05/17	Beyond Authority
San Benito	Hollister Elementary	Navigator Schools - Hollister Preparatory*	06/05/17	Beyond Authority
San Benito	Hollister Elementary	Navigator Schools - Hollister Preparatory*	06/05/17	Beyond Authority
San Diego	Chula Vista Elementary	Arroyo Vista Charter*	06/05/17	Beyond Authority
San Diego	Chula Vista Elementary	Chula Vista Learning Community*	06/05/17	Beyond Authority
San Diego	Chula Vista Elementary	Chula Vista Learning Community*	06/05/17	Beyond Authority
San Diego	Chula Vista Elementary	Discovery Charter*	06/05/17	Beyond Authority
San Diego	Chula Vista Elementary	Discovery Charter*	06/05/17	Beyond Authority
San Diego	Chula Vista Elementary	Feaster Charter*	06/05/17	Beyond Authority
San Diego	Chula Vista Elementary	Feaster Charter*	06/05/17	Beyond Authority
San Diego	Chula Vista Elementary	Mueller Charter*	06/05/17	Beyond Authority
San Diego	Chula Vista Elementary	Mueller Charter*	06/05/17	Beyond Authority
San Diego	Grossmont Union High	Liberty Charter High *	06/05/17	Beyond Authority
San Diego	San Diego Unified	Health Sciences High and Middle College*	05/18/17	Beyond Authority
San Diego	San Diego Unified	Innovations Academy*	05/18/17	Beyond Authority
San Diego	San Diego Unified	Museum School*	05/18/17	Beyond Authority
San Diego	South Bay Union	Nestor Charter*	06/05/17	Beyond Authority
San Joaquin	New Jerusalem Elementary	Delta Charter School*	06/05/17	Beyond Authority
San Joaquin	Stockton Unified	Aspire Public School - Aspire APEX Academy*	06/01/17	Beyond Authority
San Joaquin	Tracy Unified	Tracy Learning Center - Discovery Charter*	06/05/17	Beyond Authority
San Mateo	San Carlos Elementary	Charter Learning Center*	06/02/17	Beyond Authority
San Mateo	San Carlos Elementary	Charter Learning Center*	06/02/17	Beyond Authority
Santa Clara	East Side Union High	Alpha Public Schools - Cindy Avitia High *	06/05/17	Beyond Authority
Santa Clara	Gilroy Unified	Navigator Schools - Gilroy Preparatory*	06/05/17	Beyond Authority
Shasta	Enterprise Elementary	Pace Academy*	06/05/17	Beyond Authority
Shasta	Enterprise Elementary	Pace Academy*	06/05/17	Beyond Authority
Solano	Vallejo Unified	MIT Academy Middle School *	05/22/17	Beyond Authority
Solano	Vallejo Unified	MIT Academy Middle School *	05/22/17	Beyond Authority
Sonoma	Old Adobe Union	Loma Vista Immersion Academy*	06/05/17	Beyond Authority
Sonoma	Petaluma City Elementary	Live Oak Charter*	06/05/17	Beyond Authority
Sonoma	Sebastopol Union	Sebastopol Independent Charter*	06/05/17	Beyond Authority
Sonoma	Twin Hills Union	Twin Hills Charter Middle School*	05/26/17	Beyond Authority
Sonoma	Windsor Unified	Cali Calmecac Language Academy*	05/25/17	Beyond Authority
Sonoma	Windsor Unified	Cali Calmecac Language Academy *	05/25/17	Beyond Authority
Ventura	Ventura Unified	Ventura Charter School*	05/26/17	Beyond Authority
Yolo	Washington Unified	Washington Middle College High School*	06/05/17	Beyond Authority

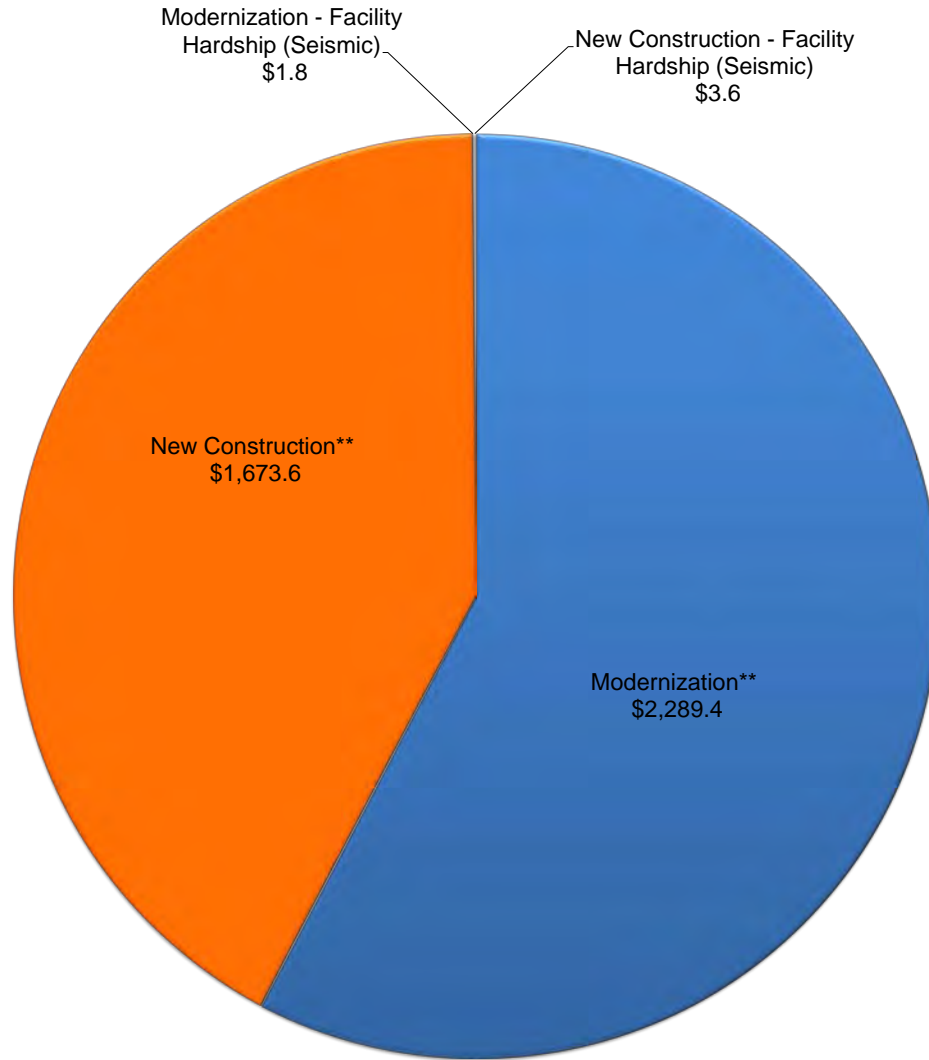
*CSFP applications that did not receive a Preliminary Charter School Apportionment will be retained through the end of 2018 to enable the Board to continue awarding Preliminary Charter School Apportionments during that time, provided additional bond authority returns. Applications on this list will require a complete review by OPSC and the California School Finance Authority to be eligible for funding.

SFP APPLICATIONS
 Overcrowding Relief Grant - School Facilities Program
 - Workload as of August 23, 2019 -

District	County	Site	Application Number	50-04 Date Received	ORG State Share	Status
Covina Valley Unified	Riverside	Sierra Vista Middle	56/64436-01-001*	7/29/2013	\$ 4,311,517	Beyond Authority
Chaffey Joint Union	San Bernardino	Ontario High	56/67652-00-003*	7/25/2013	\$ 8,739,582	Beyond Authority
					\$ 13,051,099	

* Overcrowding Relief Grant applications received by OPSC for the 2013 Filing Round. OPSC has not yet reviewed the total grant requested and the total number of projects exceed available bond authority. Placement on this list does not confirm funding.

School Facility Program Applications within Bond Authority*
- in millions of dollars, as of August 23, 2019-



*The projects on this report only represents completed applications that are awaiting Office of Public School Construction (OPSC) processing and scheduling to the State Allocation Board. It does not reflect the OPSC's complete workload or guarantee the project is within available bond authority.

** Includes Facility Hardship Non-Seismic applications.

This list includes future workload that is identified as:

- Pending reflects workload that has been processed by OPSC but awaiting further information/documentation from the district.
- Reviewing reflects currently being processed by OPSC.

INFORMATION ITEM

FULL-DAY KINDERGARTEN FACILITIES GRANT PROGRAM (as of August 23, 2019)

The applications on this list represent Full-Day Kindergarten Facilities Grant Program projects in date order received through August 1, 2019. These applications have been received and are currently being reviewed by the Office of Public School Construction.

Published monthly in the SAB Agenda.

This report is also on the OPSC Web site at:
www.dgs.ca.gov/opsc

Full-Day Kindergarten Facilities Grant Program
- Workload as of August 23, 2019 -

District	County	Site Name	Application Number	OPSC Date Received	Estimated State Grant (a)	Financial Hardship (b)	Estimated SAB Date
South Fork Union	Kern	South Fork Elementary	70/63784-00-001	5/1/2019	\$ 424,609	TBD	12/4/2019
Kit Carson Union Elementary	Kings	Kit Carson Elementary	70/63958-00-002	5/1/2019	\$ 424,609	TBD	12/4/2019
Santa Ana Unified	Orange	George Washington Elementary	70/66670-00-015	5/1/2019	\$ 2,502,893	TBD	12/4/2019
Santa Ana Unified	Orange	Dr. Martin Luther King Jr Elementary	70/66670-00-016	5/1/2019	\$ 417,149	TBD	12/4/2019
Santa Ana Unified	Orange	Thomas A. Edison Elementary	70/66670-00-017	5/1/2019	\$ 1,668,595	TBD	12/4/2019
Santa Ana Unified	Orange	John Muir Fundamental Elementary	70/66670-00-018	5/1/2019	\$ 834,298	TBD	12/4/2019
Santa Ana Unified	Orange	Pio Pico Elementary	70/66670-00-019	5/1/2019	\$ 834,298	TBD	12/4/2019
Santa Ana Unified	Orange	Jim Thorpe Fundamental Elementary	70/66670-00-020	5/1/2019	\$ 1,251,446	TBD	12/4/2019
Santa Ana Unified	Orange	Walker Elementary	70/66670-00-021	5/1/2019	\$ 417,149	TBD	12/4/2019
Santa Ana Unified	Orange	James A. Garfield Elementary	70/66670-00-022	5/1/2019	\$ 1,251,446	TBD	12/4/2019
Santa Ana Unified	Orange	Greenville Fundamental Elementary	70/66670-00-023	5/1/2019	\$ 1,668,595	TBD	12/4/2019
Santa Ana Unified	Orange	Abraham Lincoln Elementary	70/66670-00-024	5/1/2019	\$ 1,668,595	TBD	12/4/2019
Santa Ana Unified	Orange	Monte Vista Elementary	70/66670-00-025	5/1/2019	\$ 834,298	TBD	12/4/2019
Santa Ana Unified	Orange	Theodore Roosevelt Elementary	70/66670-00-026	5/1/2019	\$ 834,298	TBD	12/4/2019
Santa Ana Unified	Orange	Sepulveda Elementary	70/66670-00-027	5/1/2019	\$ 417,149	TBD	12/4/2019
Santa Ana Unified	Orange	Woodrow Wilson Elementary	70/66670-00-028	5/1/2019	\$ 834,298	TBD	12/4/2019
Alvord Unified	Riverside	Valley View Elementary	70/66977-00-014	5/1/2019	\$ 1,251,446	TBD	12/4/2019
Alvord Unified	Riverside	Foothill Elementary	70/66977-00-015	5/1/2019	\$ 1,251,446	TBD	12/4/2019
Alvord Unified	Riverside	Mcauliffe Elementary	70/66977-00-016	5/1/2019	\$ 1,668,595	TBD	12/4/2019
Alvord Unified	Riverside	Promendade Elementary	70/66977-00-017	5/1/2019	\$ 1,251,446	TBD	12/4/2019
Alvord Unified	Riverside	Terrace Elementary	70/66977-00-018	5/1/2019	\$ 1,668,595	TBD	12/4/2019
Alvord Unified	Riverside	Orrenmaa Elementary	70/66977-00-019	5/1/2019	\$ 834,298	TBD	12/4/2019
Alvord Unified	Riverside	Myra Linn Elementary	70/66977-00-020	5/1/2019	\$ 834,298	TBD	12/4/2019
Alvord Unified	Riverside	Rosemary Kennedy Elementary	70/66977-00-021	5/1/2019	\$ 834,298	TBD	12/4/2019
Alvord Unified	Riverside	Arlanza Elementary	70/66977-00-022	5/1/2019	\$ 834,298	TBD	12/4/2019
Alvord Unified	Riverside	Collett Elementary	70/66977-00-023	5/1/2019	\$ 1,251,446	TBD	12/4/2019
Alvord Unified	Riverside	Lake Hills Elementary	70/66977-00-024	5/1/2019	\$ 1,251,446	TBD	12/4/2019
Alvord Unified	Riverside	La Granada Elementary	70/66977-00-025	5/1/2019	\$ 1,251,446	TBD	12/4/2019
Alvord Unified	Riverside	Twinhill Elementary	70/66977-00-026	5/1/2019	\$ 834,298	TBD	12/4/2019
Lucia Mar Unified	San Luis Obispo	Dorthea Lange Elementary	70/68759-00-003	5/1/2019	\$ 834,298	TBD	12/4/2019
Lucia Mar Unified	San Luis Obispo	Dana Elementary	70/68759-00-004	5/1/2019	\$ 834,298	TBD	12/4/2019
Cutler-Orosi Joint Unified	Tulare	Cutler Elementary	70/71860-00-004	5/1/2019	\$ 2,502,893	TBD	12/4/2019
Cutler-Orosi Joint Unified	Tulare	Palm Elementary	70/71860-00-005	5/1/2019	\$ 2,502,893	TBD	12/4/2019
Liberty Elementary	Tulare	Liberty Elementary	70/71985-00-002	5/1/2019	\$ 424,609	TBD	12/4/2019
Santa Ana Unified	Orange	Romero-Cruz Academy	71/66670-00-020	5/1/2019	\$ 242,393	TBD	12/4/2019
Santa Ana Unified	Orange	George Washington Carver Elementary	71/66670-00-021	5/1/2019	\$ 242,393	TBD	12/4/2019
Santa Ana Unified	Orange	Thomas Jefferson Elementary	71/66670-00-022	5/1/2019	\$ 363,589	TBD	12/4/2019
Santa Ana Unified	Orange	Andrew Jackson Elementary	71/66670-00-023	5/1/2019	\$ 686,450	TBD	12/4/2019
Santa Ana Unified	Orange	Martin R. Heninger Elementary	71/66670-00-024	5/1/2019	\$ 363,589	TBD	12/4/2019
Santa Ana Unified	Orange	John Adams Elementary	71/66670-00-025	5/1/2019	\$ 242,393	TBD	12/4/2019
Santa Ana Unified	Orange	John Muir Fundamental Elementary	71/66670-00-026	5/1/2019	\$ 363,589	TBD	12/4/2019
Santa Ana Unified	Orange	Santiago Elementary	71/66670-00-027	5/1/2019	\$ 533,775	TBD	12/4/2019
Santa Ana Unified	Orange	John C. Fremont Elementary	71/66670-00-028	5/1/2019	\$ 121,196	TBD	12/4/2019
Santa Ana Unified	Orange	Heroes Elementary	71/66670-00-029	5/1/2019	\$ 121,196	TBD	12/4/2019
Santa Ana Unified	Orange	John F. Kennedy Elementary	71/66670-00-030	5/1/2019	\$ 484,785	TBD	12/4/2019
Santa Ana Unified	Orange	James Madison Elementary	71/66670-00-031	5/1/2019	\$ 1,245,475	TBD	12/4/2019
Santa Ana Unified	Orange	Glenn L. Martin Elementary	71/66670-00-032	5/1/2019	\$ 484,785	TBD	12/4/2019
Santa Ana Unified	Orange	William Howard Taft Elementary	71/66670-00-033	5/1/2019	\$ 121,196	TBD	12/4/2019
Santa Ana Unified	Orange	Wallace R. Davis Elementary	71/66670-00-034	5/1/2019	\$ 355,850	TBD	12/4/2019
Santa Ana Unified	Orange	Diamond Elementary	71/66670-00-035	5/1/2019	\$ 355,850	TBD	12/4/2019
Santa Ana Unified	Orange	Carl Harvey Elementary	71/66670-00-036	5/1/2019	\$ 121,196	TBD	12/4/2019
Santa Ana Unified	Orange	Herbert Hoover Elementary	71/66670-00-037	5/1/2019	\$ 121,196	TBD	12/4/2019
Santa Ana Unified	Orange	James Russell Elementary	71/66670-00-038	5/1/2019	\$ 605,981	TBD	12/4/2019
Santa Ana Unified	Orange	James Monroe Elementary	71/66670-00-039	5/1/2019	\$ 121,196	TBD	12/4/2019
San Rafael City Schools	Marin	San Pedro Elementary	70/65458-00-002	5/2/2019	\$ 1,668,595	TBD	12/4/2019
Lincoln Unified	San Joaquin	John R. Williams	70/68569-00-001	5/2/2019	\$ 417,149	TBD	12/4/2019
Lincoln Unified	San Joaquin	Brookside Elementary	70/68569-00-002	5/2/2019	\$ 417,149	TBD	12/4/2019
Lincoln Unified	San Joaquin	Don Riggio	70/68569-00-003	5/2/2019	\$ 417,149	TBD	12/4/2019
Fairfield-Suisun Unified	Solano	Suisun Elementary	70/70540-00-003	5/2/2019	\$ 834,298	TBD	12/4/2019
Fairfield-Suisun Unified	Solano	David Weir Elementary	70/70540-00-004	5/2/2019	\$ 417,149	TBD	12/4/2019
Vacaville Unified	Solano	Edwin Markham Elementary	70/70573-00-002	5/2/2019	\$ 2,085,744	TBD	12/4/2019
Lincoln Unified	San Joaquin	Tully C. Knoles	71/68569-00-002	5/2/2019	\$ 121,196	TBD	12/4/2019
Lincoln Unified	San Joaquin	Claudia Landeen	71/68569-00-003	5/2/2019	\$ 242,393	TBD	12/4/2019
Lincoln Unified	San Joaquin	Colonial Heights	71/68569-00-004	5/2/2019	\$ 121,196	TBD	12/4/2019
Lincoln Unified	San Joaquin	Mable Barron	71/68569-00-005	5/2/2019	\$ 121,196	TBD	12/4/2019
Lincoln Unified	San Joaquin	John R. Williams	71/68569-00-001	5/3/2019	\$ 177,925	TBD	12/4/2019
Hanford Elementary	Kings	Lincoln Elementary	70/63917-00-003	5/6/2019	\$ 1,258,906	TBD	12/4/2019
Hanford Elementary	Kings	Monroe Elementary	70/63917-00-004	5/6/2019	\$ 841,758	TBD	12/4/2019
Island Union Elementary	Kings	Island Elementary	70/63933-00-002	5/6/2019	\$ 424,609	TBD	12/4/2019
Alta Vista Elementary	Tulare	Alta Vista Elementary	70/71811-00-002	5/6/2019	\$ 1,258,906	TBD	12/4/2019
Tulare City Elementary	Tulare	Roosevelt Elementary	70/72231-00-002	5/6/2019	\$ 2,510,353	TBD	12/4/2019
San Jose Unified	Santa Clara	Booksin Elementary	70/69666-00-001	5/7/2019	\$ 1,668,595	TBD	12/4/2019
San Jose Unified	Santa Clara	Los Alamitos Elementary	70/69666-00-002	5/7/2019	\$ 1,251,446	TBD	12/4/2019
Sonora Elementary	Toulumne	Sonora Elementary	70/72371-00-002	5/7/2019	\$ 824,048	TBD	12/4/2019
Alisal Union	Monterey	Oscar F. Loya Elementary	70/65961-00-009	5/8/2019	\$ 1,251,446	TBD	12/4/2019
Alisal Union	Monterey	Cesar E. Chavez Elementary	70/65961-00-010	5/8/2019	\$ 1,251,446	TBD	12/4/2019
Alisal Union	Monterey	Creekside Elementary	70/65961-00-011	5/8/2019	\$ 1,251,446	TBD	12/4/2019
Alisal Union	Monterey	Virginia Rocca Barton Elementary	70/65961-00-012	5/8/2019	\$ 1,251,446	TBD	12/4/2019
Alisal Union	Monterey	Dr. Martin Luther King Jr Academy	70/65961-00-013	5/8/2019	\$ 834,298	TBD	12/4/2019
Alisal Union	Monterey	John E. Steinbeck Elementary	70/65961-00-014	5/8/2019	\$ 834,298	TBD	12/4/2019
Alisal Union	Monterey	Monte Bella Elementary	70/65961-00-015	5/8/2019	\$ 417,149	TBD	12/4/2019
Alisal Union	Monterey	Alisal Community	70/65961-00-016	5/8/2019	\$ 417,149	TBD	12/4/2019
Fresno Unified	Fresno	Ericson Elementary	70/62166-00-005	5/9/2019	\$ 1,251,446	TBD	12/4/2019
Fresno Unified	Fresno	Addams Elementary	70/62166-00-006	5/9/2019	\$ 834,298	TBD	12/4/2019
Fresno Unified	Fresno	Del Mar Elementary	70/62166-00-007	5/9/2019	\$ 1,251,446	TBD	12/4/2019
Fresno Unified	Fresno	Ewing Elementary	70/62166-00-008	5/9/2019	\$ 1,668,595	TBD	12/4/2019
Selma Unified	Fresno	Andrew Jackson Elementary	70/62430-00-008	5/9/2019	\$ 1,668,595	TBD	12/4/2019
Selma Unified	Fresno	Theodore Roosevelt Elementary	70/62430-00-009	5/9/2019	\$ 1,668,595	TBD	12/4/2019
Selma Unified	Fresno	George Washington Elementary	70/62430-00-010	5/9/2019	\$ 1,668,595	TBD	12/4/2019
Selma Unified	Fresno	Indianola Elementary	70/62430-00-011	5/9/2019	\$ 834,298	TBD	12/4/2019
Selma Unified	Fresno	Woodrow Wilson Elementary	70/62430-00-012	5/9/2019	\$ 834,298	TBD	12/4/2019
Selma Unified	Fresno	Garfield Elementary	70/62430-00-013	5/9/2019	\$ 834,298	TBD	12/4/2019
Selma Unified	Fresno	Terry Elementary	70/62430-00-014	5/9/2019	\$ 417,149	TBD	12/4/2019
Delano Union Elementary	Kern	Fremont Elementary	70/63404-00-005	5/9/2019	\$ 834,298	TBD	12/4/2019
Delano Union Elementary	Kern	Morningside Elementary	70/63404-00-006	5/9/2019	\$ 834,298	TBD	12/4/2019
Delano Union Elementary	Kern	Terrace Elementary	70/63404-00-007	5/9/2019	\$ 417,149	TBD	12/4/2019
Delano Union Elementary	Kern	Princeton Street Elementary	70/63404-00-008	5/9/2019	\$ 417,149	TBD	12/4/2019
Lamont Elementary	Kern	Alicante Avenue Elementary	70/63560-00-003	5/9/2019	\$ 2,920,041	TBD	12/4/2019
Southern Kern Unified	Kern	Rosamond Elementary	70/63776-00-003	5/9/2019	\$ 2,502,893	TBD	12/4/2019
Southern Kern Unified	Kern	Westpark Elementary	70/63776-00-004	5/9/2019	\$ 1,668,595	TBD	12/4/2019
Mccabe Union Elementary	Imperial	Mccabe Elementary	70/63810-00-001	5/9/2019	\$ 1,258,906	TBD	12/4/2019

Full-Day Kindergarten Facilities Grant Program
- Workload as of August 23, 2019 -

District	County	Site Name	Application Number	OPSC Date Received	Estimated State Grant (a)	Financial Hardship (b)	Estimated SAB Date
Lucerne Elementary	Lake	Lucerne Elementary	70/64048-00-001	5/9/2019	\$ 841,758	TBD	12/4/2019
Sulphur Springs Union	Los Angeles	Pinetree Community	70/65045-00-010	5/9/2019	\$ 2,085,744	TBD	12/4/2019
Sulphur Springs Union	Los Angeles	Mitchell Community	70/65045-00-011	5/9/2019	\$ 2,085,744	TBD	12/4/2019
Sulphur Springs Union	Los Angeles	Sulphur Springs Community	70/65045-00-012	5/9/2019	\$ 1,668,595	TBD	12/4/2019
Sulphur Springs Union	Los Angeles	Leona Cox Community	70/65045-00-013	5/9/2019	\$ 1,251,446	TBD	12/4/2019
Sulphur Springs Union	Los Angeles	Canyon Springs Community	70/65045-00-014	5/9/2019	\$ 1,251,446	TBD	12/4/2019
Sulphur Springs Union	Los Angeles	Mint Canyon Community	70/65045-00-015	5/9/2019	\$ 1,251,446	TBD	12/4/2019
Sulphur Springs Union	Los Angeles	Fair Oaks Ranch Community	70/65045-00-016	5/9/2019	\$ 2,920,041	TBD	12/4/2019
Sulphur Springs Union	Los Angeles	Golden Oak Community	70/65045-00-017	5/9/2019	\$ 1,251,446	TBD	12/4/2019
Wilsona Elementary	Los Angeles	Vista San Gabriel Elementary	70/65151-00-001	5/9/2019	\$ 1,258,906	TBD	12/4/2019
Centralia Elementary	Orange	Los Coyotes Elementary	70/66472-00-006	5/9/2019	\$ 417,149	TBD	12/4/2019
Centralia Elementary	Orange	Raymond Temple Elementary	70/66472-00-007	5/9/2019	\$ 1,251,446	TBD	12/4/2019
Centralia Elementary	Orange	George B. Miller Elementary	70/66472-00-008	5/9/2019	\$ 417,149	TBD	12/4/2019
Centralia Elementary	Orange	Dysinger Elementary	70/66472-00-009	5/9/2019	\$ 417,149	TBD	12/4/2019
Centralia Elementary	Orange	San Marino Elementary	70/66472-00-010	5/9/2019	\$ 417,149	TBD	12/4/2019
Robla Elementary	Sacramento	Robla Elementary	70/67421-00-003	5/9/2019	\$ 841,758	TBD	12/4/2019
Robla Elementary	Sacramento	Bell Avenue Elementary	70/67421-00-004	5/9/2019	\$ 841,758	TBD	12/4/2019
Robla Elementary	Sacramento	Glenwood Elementary	70/67421-00-005	5/9/2019	\$ 1,258,906	TBD	12/4/2019
Robla Elementary	Sacramento	Taylor Street Elementary	70/67421-00-006	5/9/2019	\$ 841,758	TBD	12/4/2019
Needles Unified	San Bernardino	Vista Colorado Elementary	70/67801-00-002	5/9/2019	\$ 1,258,906	TBD	12/4/2019
Luther Burbank Elementary	Santa Clara	Luther Burbank Elementary	70/69542-00-002	5/9/2019	\$ 1,258,906	TBD	12/4/2019
Lindsay Unified	Tulare	Lincoln Elementary	70/71993-00-006	5/9/2019	\$ 1,251,446	TBD	12/4/2019
Lindsay Unified	Tulare	Jefferson Elementary	70/71993-00-007	5/9/2019	\$ 834,298	TBD	12/4/2019
Lindsay Unified	Tulare	Reagan Elementary	70/71993-00-008	5/9/2019	\$ 834,298	TBD	12/4/2019
Lindsay Unified	Tulare	Kennedy Elementary	70/71993-00-009	5/9/2019	\$ 417,149	TBD	12/4/2019
Oxnard Elementary	Ventura	Marina West Elementary	70/72538-00-005	5/9/2019	\$ 2,085,744	TBD	12/4/2019
Oxnard Elementary	Ventura	Rose Avenue Elementary	70/72538-00-006	5/9/2019	\$ 1,668,595	TBD	12/4/2019
Oxnard Elementary	Ventura	Ramona Elementary	70/72538-00-007	5/9/2019	\$ 834,298	TBD	12/4/2019
Oxnard Elementary	Ventura	Sierra Linda Elementary	70/72538-00-008	5/9/2019	\$ 2,502,893	TBD	12/4/2019
Center Joint Unified	Sacramento	Oak Hill Elementary	70/73973-00-005	5/9/2019	\$ 1,251,446	TBD	12/4/2019
Center Joint Unified	Sacramento	North County Elementary	70/73973-00-006	5/9/2019	\$ 1,251,446	TBD	12/4/2019
Center Joint Unified	Sacramento	Arthur Dudley Elementary	70/73973-00-007	5/9/2019	\$ 834,298	TBD	12/4/2019
Center Joint Unified	Sacramento	Cyril Spinelli Elementary	70/73973-00-008	5/9/2019	\$ 834,298	TBD	12/4/2019
Santa Barbara Unified	Santa Barbara	Adams Elementary	70/76786-00-002	5/9/2019	\$ 1,251,446	TBD	12/4/2019
Santa Barbara Unified	Santa Barbara	Harding University Partnership	70/76786-00-003	5/9/2019	\$ 1,251,446	TBD	12/4/2019
Upper Lake Unified	Lake	Upper Lake Elementary	70/76976-00-002	5/9/2019	\$ 1,258,906	TBD	12/4/2019
Sulphur Springs Union	Los Angeles	Valley View Community	71/65045-00-001	5/9/2019	\$ 711,700	TBD	12/4/2019
Centralia Elementary	Orange	Danbrook Elementary	71/66742-00-002	5/9/2019	\$ 711,700	TBD	12/4/2019
Armona Union Elementary	Kings	Armona Elementary	70/63875-00-002	5/13/2019	\$ 1,676,055	TBD	12/4/2019
Hope Elementary	Tulare	Hope Elementary	70/71944-00-001	5/13/2019	\$ 841,758	TBD	12/4/2019
Visalia Unified	Tulare	Goshen Elementary	70/72256-00-002	5/13/2019	\$ 1,676,055	TBD	12/4/2019
Whittier City	Los Angeles	Phelan Elementary	71/65110-00-003	5/13/2019	\$ 355,850	TBD	12/4/2019
Whittier City	Los Angeles	Jackson Elementary	71/65110-00-004	5/13/2019	\$ 242,393	TBD	12/4/2019
Whittier City	Los Angeles	Mill Elementary	71/65110-00-005	5/13/2019	\$ 121,196	TBD	12/4/2019
Ocean View Elementary	Orange	Westmont Elementary	71/66613-00-001	5/13/2019	\$ 177,925	TBD	12/4/2019
Ocean View Elementary	Orange	College View Elementary	71/66613-00-002	5/13/2019	\$ 177,925	TBD	12/4/2019
Standard Elementary	Kern	Standard Elementary	70/63792-00-004	5/14/2019	\$ 834,298	TBD	12/4/2019
Standard Elementary	Kern	Wingland Elementary	70/63792-00-005	5/14/2019	\$ 2,502,893	TBD	12/4/2019
Standard Elementary	Kern	Highland Elementary	70/63792-00-006	5/14/2019	\$ 2,085,744	TBD	12/4/2019
Riverside Unified	Riverside	Highgrove Elementary	70/67215-00-001	5/14/2019	\$ 1,361,219	TBD	12/4/2019
Riverside Unified	Riverside	Jefferson Elementary	70/67215-00-002	5/14/2019	\$ 1,668,595	TBD	12/4/2019
Riverside Unified	Riverside	Longfellow Elementary	70/67215-00-004	5/14/2019	\$ 2,085,744	TBD	12/4/2019
Riverside Unified	Riverside	Monroe Elementary	70/67215-00-005	5/14/2019	\$ 2,085,744	TBD	12/4/2019
Riverside Unified	Riverside	Adams Elementary	70/67215-00-006	5/14/2019	\$ 1,251,446	TBD	12/4/2019
Riverside Unified	Riverside	Alcott Elementary	70/67215-00-007	5/14/2019	\$ 834,298	TBD	12/4/2019
Riverside Unified	Riverside	Fremont Elementary	70/67215-00-008	5/14/2019	\$ 907,480	TBD	12/4/2019
Riverside Unified	Riverside	Jackson Elementary	71/67215-00-002	5/14/2019	\$ 242,393	TBD	12/4/2019
El Centro Elementary	Imperial	Lincoln Elementary	70/63123-00-004	5/15/2019	\$ 834,298	TBD	12/4/2019
El Centro Elementary	Imperial	Hendrick Elementary	70/63123-00-005	5/15/2019	\$ 834,298	TBD	12/4/2019
El Centro Elementary	Imperial	Harding Elementary	70/63123-00-006	5/15/2019	\$ 834,298	TBD	12/4/2019
Greenfield Union	Kern	Planz Elementary	70/63503-00-001	5/15/2019	\$ 2,085,744	TBD	12/4/2019
Greenfield Union	Kern	Palla Elementary	70/63503-00-002	5/15/2019	\$ 2,085,744	TBD	12/4/2019
Greenfield Union	Kern	Plantation Elementary	70/63503-00-003	5/15/2019	\$ 834,298	TBD	12/4/2019
Greenfield Union	Kern	Kendrick Elementary	70/63503-00-004	5/15/2019	\$ 1,251,446	TBD	12/4/2019
Greenfield Union	Kern	Fairview Elementary	70/63503-00-005	5/15/2019	\$ 834,298	TBD	12/4/2019
Greenfield Union	Kern	Valle Verde Elementary	70/63503-00-006	5/15/2019	\$ 2,085,744	TBD	12/4/2019
Greenfield Union	Kern	Granite Pointe Elementary	70/63503-00-007	5/15/2019	\$ 1,251,446	TBD	12/4/2019
Greenfield Union	Kern	Horizon Elementary	70/63503-00-008	5/15/2019	\$ 417,149	TBD	12/4/2019
Pomona Unified	Los Angeles	Pantera Elementary	70/64907-00-001	5/15/2019	\$ 417,149	TBD	12/4/2019
Riverside Unified	Riverside	Madison Elementary	70/67215-00-003	5/15/2019	\$ 2,085,744	TBD	12/4/2019
Dehesa Elementary	San Diego	Dehesa Elementary	70/68049-00-002	5/15/2019	\$ 841,758	TBD	12/4/2019
Riverside Unified	Riverside	Harrison Elementary	71/67215-00-001	5/15/2019	\$ 242,393	TBD	12/4/2019
Manzanita Elementary	Butte	Manzanita Elementary	70/61499-00-001	5/17/2019	\$ 1,258,906	TBD	12/4/2019
Anaheim Elementary	Orange	Roosevelt Elementary	70/66423-00-001	5/17/2019	\$ 417,149	TBD	12/4/2019
Sanger Unified	Fresno	Lone Star Elementary	70/62414-00-005	5/20/2019	\$ 1,251,446	TBD	12/4/2019
Sanger Unified	Fresno	Lincoln Elementary	70/62414-00-006	5/20/2019	\$ 834,298	TBD	12/4/2019
Sanger Unified	Fresno	Wilson Elementary	70/62414-00-007	5/20/2019	\$ 834,298	TBD	12/4/2019
Sanger Unified	Fresno	Madison Elementary	70/62414-00-008	5/20/2019	\$ 834,298	TBD	12/4/2019
Sanger Unified	Fresno	John Wash Elementary	70/62414-00-009	5/20/2019	\$ 834,298	TBD	12/4/2019
Planada Elementary	Merced	Planada Elementary	70/65821-00-001	5/20/2019	\$ 1,258,906	TBD	12/4/2019
Ducor Union Elementary	Tulare	Ducor Elementary	70/71894-00-001	5/20/2019	\$ 424,609	TBD	12/4/2019
Sequoia Union Elementary	Tulare	Sequoia Elementary	70/72116-00-001	5/20/2019	\$ 841,758	TBD	12/4/2019
Coachella Valley Unified	Riverside	Palm View Elementary	70/73676-00-001	5/20/2019	\$ 1,251,446	TBD	12/4/2019
Reef-Sunset Unified	Kings	Avenal Elementary	70/73932-00-001	5/20/2019	\$ 1,251,446	TBD	12/4/2019
Reef-Sunset Unified	Kings	Tamarack Elementary	70/73932-00-002	5/20/2019	\$ 1,668,595	TBD	12/4/2019
Sunnyside Union Elementary	Tulare	Sunnyside Elementary	71/72181-00-001	5/20/2019	\$ 164,488	TBD	12/4/2019
Mountain Empire Unified	San Diego	Campo Elementary	70/68213-00-005	5/21/2019	\$ 834,298	TBD	12/4/2019
Mountain Empire Unified	San Diego	Clover Flat Elementary	70/68213-00-006	5/21/2019	\$ 834,298	TBD	12/4/2019
Mountain Empire Unified	San Diego	Potrero Elementary	70/68213-00-007	5/21/2019	\$ 834,298	TBD	12/4/2019
Mountain Empire Unified	San Diego	Descanso Elementary	70/68213-00-008	5/21/2019	\$ 834,298	TBD	12/4/2019
South Whittier Elementary	Los Angeles	Carmela Elementary	70/65037-00-001	5/22/2019	\$ 1,251,446	TBD	12/4/2019
South Whittier Elementary	Los Angeles	Lake Marie Elementary	70/65037-00-002	5/22/2019	\$ 834,298	TBD	12/4/2019
South Whittier Elementary	Los Angeles	Los Altos Elementary	70/65037-00-003	5/22/2019	\$ 834,298	TBD	12/4/2019
Salinas City Elementary	Monterey	University Park Elementary	70/66142-00-001	5/22/2019	\$ 2,085,744	TBD	12/4/2019
Salinas City Elementary	Monterey	Henry F. Kammann Elementary	70/66142-00-002	5/22/2019	\$ 1,668,595	TBD	12/4/2019
Salinas City Elementary	Monterey	Los Padres Elementary	70/66142-00-003	5/22/2019	\$ 1,668,595	TBD	12/4/2019
Salinas City Elementary	Monterey	Mission Park Elementary	70/66142-00-004	5/22/2019	\$ 1,668,595	TBD	12/4/2019
Salinas City Elementary	Monterey	Monterey Park Elementary	70/66142-00-005	5/22/2019	\$ 1,251,446	TBD	12/4/2019
Cucamonga Elementary	San Bernardino	Cucamonga Elementary	70/67694-00-001	5/22/2019	\$ 1,258,906	TBD	12/4/2019
Escondido Union Elementary	San Diego	Orange Glen Elementary	70/68098-00-001	5/22/2019	\$ 1,251,446	TBD	12/4/2019
Lake Elsinore Unified	Riverside	Railroad Canyon Elementary	70/75176-00-001	5/22/2019	\$ 1,648,095	TBD	12/4/2019

Full-Day Kindergarten Facilities Grant Program
- Workload as of August 23, 2019 -

District	County	Site Name	Application Number	OPSC Date Received	Estimated State Grant (a)	Financial Hardship (b)	Estimated SAB Date
Lennox Elementary	Los Angeles	Bufford Elementary	70/64709-00-001	5/23/2019	\$ 2,085,744	TBD	12/4/2019
Lennox Elementary	Los Angeles	Moffett Elementary	70/64709-00-002	5/23/2019	\$ 1,668,595	TBD	12/4/2019
Lennox Elementary	Los Angeles	Dolores Huerta Elementary	70/64709-00-003	5/23/2019	\$ 1,668,595	TBD	12/4/2019
Lennox Elementary	Los Angeles	Jefferson Elementary	70/64709-00-004	5/23/2019	\$ 3,337,190	TBD	12/4/2019
Desert Sands Unified	Riverside	Kennedy Elementary	70/67058-00-001	5/23/2019	\$ 620,850	TBD	12/4/2019
Santee Elementary	San Diego	Sycamore Canyon Elementary	70/68361-00-006	5/23/2019	\$ 1,258,906	TBD	12/4/2019
Santee Elementary	San Diego	Pride Academy	70/68361-00-007	5/23/2019	\$ 1,258,906	TBD	12/4/2019
Santee Elementary	San Diego	Carlton Hills Elementary	70/68361-00-008	5/23/2019	\$ 1,258,906	TBD	12/4/2019
Santee Elementary	San Diego	Cajon Park Elementary	70/68361-00-009	5/23/2019	\$ 1,258,906	TBD	12/4/2019
Ceres Unified	Stanislaus	Sam Vaughn Elementary	70/71043-00-002	5/23/2019	\$ 824,047	TBD	12/4/2019
Kelseyville Unified	Lake	Kelseyville Elementary	71/64014-00-002	5/23/2019	\$ 806,528	TBD	12/4/2019
Santee Elementary	San Diego	Hill Creek Elementary	71/68361-00-008	5/23/2019	\$ 359,828	TBD	12/4/2019
Nuview Union	Riverside	Valley View Elementary	70/67157-00-001	5/24/2019	\$ 841,758	TBD	12/4/2019
San Jacinto Unified	Riverside	San Jacinto Elementary	70/67249-00-001	5/24/2019	\$ 1,668,595	TBD	12/4/2019
San Jacinto Unified	Riverside	Edward Hyatt Elementary	70/67249-00-002	5/24/2019	\$ 417,149	TBD	12/4/2019
Lompoc Unified	Santa Barbara	Arthur Haggood Elementary	70/69229-00-001	5/24/2019	\$ 1,251,446	TBD	12/4/2019
Lompoc Unified	Santa Barbara	La Canada Elementary	70/69229-00-002	5/24/2019	\$ 1,251,446	TBD	12/4/2019
Lompoc Unified	Santa Barbara	Miguelito Elementary	70/69229-00-003	5/24/2019	\$ 1,251,446	TBD	12/4/2019
Lompoc Unified	Santa Barbara	Leonora Fillmore Elementary	70/69229-00-004	5/24/2019	\$ 834,298	TBD	12/4/2019
Lompoc Unified	Santa Barbara	Buena Vista Elementary	70/69229-00-005	5/24/2019	\$ 834,298	TBD	12/4/2019
Lompoc Unified	Santa Barbara	Clerence Ruth Elementary	70/69229-00-006	5/24/2019	\$ 834,298	TBD	12/4/2019
Lompoc Unified	Santa Barbara	La Honda Elementary	70/69229-00-007	5/24/2019	\$ 834,298	TBD	12/4/2019
Lompoc Unified	Santa Barbara	Crestview Elementary	70/69229-00-008	5/24/2019	\$ 834,298	TBD	12/4/2019
Lompoc Unified	Santa Barbara	Los Berros Elementary	70/69229-00-009	5/24/2019	\$ 834,298	TBD	12/4/2019
Chualar Union Elementary	Monterey	Chualar Elementary	70/65995-00-001	5/28/2019	\$ 841,758	TBD	12/4/2019
College Elementary	Santa Barbara	College Elementary	70/69179-00-001	5/28/2019	\$ 424,609	TBD	12/4/2019
Golden Plains Unified	Fresno	Helm Elementary	70/75234-00-001	5/28/2019	\$ 424,609	TBD	12/4/2019
West Contra Costa Unified	Contra Costa	Wilson Elementary	70/61796-00-001	5/29/2019	\$ 1,251,446	TBD	12/4/2019
Central Union Elementary	Kings	R. J. Neutra Elementary	70/63883-00-001	5/29/2019	\$ 1,676,055	TBD	12/4/2019
Twin Ridges Elementary	Nevada	Grizzly Hill Elementary	70/66415-00-002	5/29/2019	\$ 424,609	TBD	12/4/2019
Rialto Unified	San Bernardino	Casey Elementary	70/67850-00-004	5/29/2019	\$ 1,251,446	TBD	12/4/2019
Rialto Unified	San Bernardino	Lm Preston Elementary	70/67850-00-005	5/29/2019	\$ 417,149	TBD	12/4/2019
Rialto Unified	San Bernardino	Trapp Elementary	70/67850-00-006	5/29/2019	\$ 417,149	TBD	12/4/2019
Lucia Mar Unified	San Luis Obispo	Shell Beach Elementary	70/68759-00-005	5/29/2019	\$ 834,298	TBD	12/4/2019
Burton Elementary	Tulare	Summit Charter Academy Mathew	70/71837-00-002	5/29/2019	\$ 841,758	TBD	12/4/2019
Porterville Unified	Tulare	Santa Fe Elementary	70/75523-00-002	5/29/2019	\$ 1,676,055	TBD	12/4/2019
Fairfax Elementary	Kern	Virginia Avenue Elementary	71/63461-00-001	5/29/2019	\$ 605,981	TBD	12/4/2019
Los Nietos Elementary	Los Angeles	Nelson Elementary	71/64758-00-002	5/29/2019	\$ 359,828	TBD	12/4/2019
Rialto Unified	San Bernardino	Lm Preston Elementary	71/67850-00-008	5/29/2019	\$ 355,850	TBD	12/4/2019
Rialto Unified	San Bernardino	Morgan Elementary	71/67850-00-009	5/29/2019	\$ 363,589	TBD	12/4/2019
Rialto Unified	San Bernardino	Morris Elementary	71/67850-00-010	5/29/2019	\$ 242,393	TBD	12/4/2019
Rialto Unified	San Bernardino	Dollahan Elementary	71/67850-00-011	5/29/2019	\$ 242,393	TBD	12/4/2019
Rialto Unified	San Bernardino	J.C. Boyd Elementary	71/67850-00-012	5/29/2019	\$ 242,393	TBD	12/4/2019
Rialto Unified	San Bernardino	Dunn Elementary	71/67850-00-013	5/29/2019	\$ 121,196	TBD	12/4/2019
Banta Elementary	San Joaquin	Banta Elementary	71/68486-00-001	5/29/2019	\$ 181,903	TBD	12/4/2019
Banta Elementary	San Joaquin	Nextgeneration Steam Academy	71/68486-00-002	5/29/2019	\$ 164,488	TBD	12/4/2019
Compton Unified	Los Angeles	Martin Luther King Elementary	73437-00-001	5/29/2019	\$ 363,589	TBD	12/4/2019
Chico Unified	Butte	Emma Wilson Elementary	70/61424-00-007	5/30/2019	\$ 1,251,446	TBD	12/4/2019
Chico Unified	Butte	Mcmamus Elementary	70/61424-00-008	5/30/2019	\$ 1,668,595	TBD	12/4/2019
Chico Unified	Butte	Marigold Elementary	70/61424-00-009	5/30/2019	\$ 1,668,595	TBD	12/4/2019
Chico Unified	Butte	Neal Dow Elementary	70/61424-00-010	5/30/2019	\$ 414,149	TBD	12/4/2019
Chico Unified	Butte	Sierra View Elementary	70/61424-00-011	5/30/2019	\$ 1,251,446	TBD	12/4/2019
Chico Unified	Butte	Rosedale Elementary	70/61424-00-012	5/30/2019	\$ 1,668,595	TBD	12/4/2019
Chico Unified	Butte	Hooker Oak Elementary	70/61424-00-013	5/30/2019	\$ 1,251,446	TBD	12/4/2019
Martinez Unified	Contra Costa	John Muir Elementary	70/61739-00-002	5/30/2019	\$ 834,298	TBD	12/4/2019
Fowler Unified	Fresno	Marshall Elementary	70/62158-00-003	5/30/2019	\$ 2,920,041	TBD	12/4/2019
Fowler Unified	Fresno	Malaga Elementary	70/62158-00-004	5/30/2019	\$ 834,298	TBD	12/4/2019
San Marino Unified	Los Angeles	Carver Elementary	70/64964-00-001	5/30/2019	\$ 834,298	TBD	12/4/2019
San Marino Unified	Los Angeles	Valentine Elementary	70/64964-00-002	5/30/2019	\$ 834,298	TBD	12/4/2019
Moreno Valley Unified	Riverside	Butterfield Elementary	70/67124-00-009	5/30/2019	\$ 1,251,446	TBD	12/4/2019
Moreno Valley Unified	Riverside	Honey Hollow Elementary	70/67124-00-010	5/30/2019	\$ 1,251,446	TBD	12/4/2019
Moreno Valley Unified	Riverside	North Ridge Elementary	70/67124-00-011	5/30/2019	\$ 1,251,446	TBD	12/4/2019
Moreno Valley Unified	Riverside	Ridge Crest Elementary	70/67124-00-012	5/30/2019	\$ 834,298	TBD	12/4/2019
Moreno Valley Unified	Riverside	Seneca Elementary	70/67124-00-013	5/30/2019	\$ 834,298	TBD	12/4/2019
Moreno Valley Unified	Riverside	Serrano Elementary	70/67124-00-014	5/30/2019	\$ 834,298	TBD	12/4/2019
Moreno Valley Unified	Riverside	Bear Valley Elementary	70/67124-00-015	5/30/2019	\$ 417,149	TBD	12/4/2019
Moreno Valley Unified	Riverside	Cloverdale Elementary	70/67124-00-016	5/30/2019	\$ 417,149	TBD	12/4/2019
Moreno Valley Unified	Riverside	Creekside Elementary	70/67124-00-017	5/30/2019	\$ 417,149	TBD	12/4/2019
Moreno Valley Unified	Riverside	Hidden Springs Elementary	70/67124-00-018	5/30/2019	\$ 417,149	TBD	12/4/2019
Hollister	San Benito	Calaveras Elementary	70/67470-00-005	5/30/2019	\$ 1,668,595	TBD	12/4/2019
Hollister	San Benito	Ro Hardin Elementary	70/67470-00-006	5/30/2019	\$ 1,668,595	TBD	12/4/2019
Hollister	San Benito	Gabilan Hills Elementary/Hdla	70/67470-00-007	5/30/2019	\$ 2,085,744	TBD	12/4/2019
Hollister	San Benito	Cerra Vista Elementary	70/67470-00-008	5/30/2019	\$ 2,085,744	TBD	12/4/2019
Colton Joint Unified	San Bernardino	Mckinley Elementary	70/67686-00-001	5/30/2019	\$ 834,298	TBD	12/4/2019
Colton Joint Unified	San Bernardino	Ruth Grimes Elementary	70/67686-00-002	5/30/2019	\$ 1,251,446	TBD	12/4/2019
Colton Joint Unified	San Bernardino	Wilson Elementary	70/67686-00-003	5/30/2019	\$ 834,298	TBD	12/4/2019
Colton Joint Unified	San Bernardino	Rogers Elementary	70/67686-00-004	5/30/2019	\$ 834,298	TBD	12/4/2019
Colton Joint Unified	San Bernardino	Crestmore Elementary	70/67686-00-005	5/30/2019	\$ 417,149	TBD	12/4/2019
Colton Joint Unified	San Bernardino	Zimmerman Elementary	70/67686-00-006	5/30/2019	\$ 417,149	TBD	12/4/2019
Fontana Unified	San Bernardino	Kathy Binks Elementary	70/67710-00-020	5/30/2019	\$ 1,668,595	TBD	12/4/2019
Fontana Unified	San Bernardino	Locust Elementary	70/67710-00-021	5/30/2019	\$ 417,149	TBD	12/4/2019
Fontana Unified	San Bernardino	Primrose Elementary	70/67710-00-022	5/30/2019	\$ 834,298	TBD	12/4/2019
Fontana Unified	San Bernardino	Dorothy Grant Elementary	70/67710-00-023	5/30/2019	\$ 417,149	TBD	12/4/2019
Fontana Unified	San Bernardino	Hemlock Elementary	70/67710-00-024	5/30/2019	\$ 834,298	TBD	12/4/2019
Fontana Unified	San Bernardino	Poplar Elementary	70/67710-00-025	5/30/2019	\$ 834,298	TBD	12/4/2019
Fontana Unified	San Bernardino	Sierra Lakes Elementary	70/67710-00-026	5/30/2019	\$ 417,149	TBD	12/4/2019
Fontana Unified	San Bernardino	Oleander Elementary	70/67710-00-027	5/30/2019	\$ 1,668,595	TBD	12/4/2019
Fontana Unified	San Bernardino	Porter Elementary	70/67710-00-028	5/30/2019	\$ 1,251,446	TBD	12/4/2019
Fontana Unified	San Bernardino	Beech Elementary	70/67710-00-029	5/30/2019	\$ 834,298	TBD	12/4/2019
Fontana Unified	San Bernardino	Palmetto Elementary	70/67710-00-030	5/30/2019	\$ 1,251,446	TBD	12/4/2019
Fontana Unified	San Bernardino	Date Elementary	70/67710-00-031	5/30/2019	\$ 1,251,446	TBD	12/4/2019
Fontana Unified	San Bernardino	Randall Pepper Elementary	70/67710-00-032	5/30/2019	\$ 834,298	TBD	12/4/2019
Fontana Unified	San Bernardino	Citrus Elementary	70/67710-00-033	5/30/2019	\$ 834,298	TBD	12/4/2019
Fontana Unified	San Bernardino	Cypress Elementary	70/67710-00-034	5/30/2019	\$ 1,251,446	TBD	12/4/2019
Fontana Unified	San Bernardino	Canyon Crest Elementary	70/67710-00-035	5/30/2019	\$ 834,298	TBD	12/4/2019
Fontana Unified	San Bernardino	Live Oak Elementary	70/67710-00-036	5/30/2019	\$ 834,298	TBD	12/4/2019
Fontana Unified	San Bernardino	West Randall Elementary	70/67710-00-037	5/30/2019	\$ 417,149	TBD	12/4/2019
Fontana Unified	San Bernardino	N. Tamarind Elementary	70/67710-00-038	5/30/2019	\$ 417,149	TBD	12/4/2019
San Bernardino City Unified	San Bernardino	Del Rosa Elementary	70/67876-00-001	5/30/2019	\$ 1,668,595	TBD	12/4/2019
Morgan Hill Unified	Santa Clara	Nordstrom Elementary	70/69583-00-004	5/30/2019	\$ 2,085,744	TBD	12/4/2019
Morgan Hill Unified	Santa Clara	Jackson Academy	70/69583-00-005	5/30/2019	\$ 1,251,446	TBD	12/4/2019

Full-Day Kindergarten Facilities Grant Program
- Workload as of August 23, 2019 -

District	County	Site Name	Application Number	OPSC Date Received	Estimated State Grant (a)	Financial Hardship (b)	Estimated SAB Date
Morgan Hill Unified	Santa Clara	San Martin/Gwinn Elementary	70/69583-00-006	5/30/2019	\$ 1,251,446	TBD	12/4/2019
Union Elementary	Santa Clara	Guadalupe Elementary	70/69708-00-001	5/30/2019	\$ 834,298	TBD	12/4/2019
Pajaro Valley Unified	Santa Cruz	Hall District Elementary	70/69799-00-001	5/30/2019	\$ 1,251,446	TBD	12/4/2019
Pajaro Valley Unified	Santa Cruz	Calabasas Elementary	70/69799-00-002	5/30/2019	\$ 2,085,744	TBD	12/4/2019
Pajaro Valley Unified	Santa Cruz	Amesti Elementary	70/69799-00-003	5/30/2019	\$ 1,668,595	TBD	12/4/2019
Pajaro Valley Unified	Santa Cruz	Starlight Elementary	70/69799-00-004	5/30/2019	\$ 2,085,744	TBD	12/4/2019
Pajaro Valley Unified	Santa Cruz	Freedom Elementary	70/69799-00-005	5/30/2019	\$ 1,251,446	TBD	12/4/2019
Pajaro Valley Unified	Santa Cruz	Ann Soldo Elementary	70/69799-00-006	5/30/2019	\$ 834,298	TBD	12/4/2019
Pajaro Valley Unified	Santa Cruz	H.A. Hyde Elementary	70/69799-00-007	5/30/2019	\$ 1,251,446	TBD	12/4/2019
Pajaro Valley Unified	Santa Cruz	Mar Vista Elementary	70/69799-00-008	5/30/2019	\$ 834,298	TBD	12/4/2019
Pajaro Valley Unified	Santa Cruz	Radcliff Elementary	70/69799-00-009	5/30/2019	\$ 1,668,595	TBD	12/4/2019
Pajaro Valley Unified	Santa Cruz	Mintie White Elementary	70/69799-00-010	5/30/2019	\$ 2,085,744	TBD	12/4/2019
Pajaro Valley Unified	Santa Cruz	T.S. Macquiddy Elementary	70/69799-00-011	5/30/2019	\$ 1,251,446	TBD	12/4/2019
Pajaro Valley Unified	Santa Cruz	Landmark Elementary	70/69799-00-012	5/30/2019	\$ 1,251,446	TBD	12/4/2019
Pajaro Valley Unified	Santa Cruz	Bradley Elementary	70/69799-00-013	5/30/2019	\$ 1,251,446	TBD	12/4/2019
Pajaro Valley Unified	Santa Cruz	Ohlone Elementary	70/69799-00-014	5/30/2019	\$ 417,149	TBD	12/4/2019
Pajaro Valley Unified	Santa Cruz	Valencia Elementary	70/69799-00-015	5/30/2019	\$ 1,668,595	TBD	12/4/2019
Pajaro Valley Unified	Santa Cruz	Rio Del Mar Elementary	70/69799-00-016	5/30/2019	\$ 834,298	TBD	12/4/2019
Pajaro Valley Unified	Santa Cruz	Alianza Charter	70/69799-00-017	5/30/2019	\$ 1,668,595	TBD	12/4/2019
Livingston Union	Merced	Campus Park Elementary	71/65748-00-001	5/30/2019	\$ 359,828	TBD	12/4/2019
Livingston Union	Merced	Selma Herndon Elementary	71/65748-00-002	5/30/2019	\$ 893,603	TBD	12/4/2019
Moreno Valley Unified	Riverside	Butterfield Elementary	71/67124-00-007	5/30/2019	\$ 242,393	TBD	12/4/2019
Moreno Valley Unified	Riverside	Bear Valley Elementary	71/67124-00-008	5/30/2019	\$ 363,589	TBD	12/4/2019
Moreno Valley Unified	Riverside	Cloverdale Elementary	71/67124-00-009	5/30/2019	\$ 363,589	TBD	12/4/2019
Moreno Valley Unified	Riverside	Creekside Elementary	71/67124-00-010	5/30/2019	\$ 363,589	TBD	12/4/2019
Moreno Valley Unified	Riverside	Hidden Springs Elementary	71/67124-00-011	5/30/2019	\$ 242,393	TBD	12/4/2019
Colton Joint Unified	San Bernardino	Crestmore Elementary	71/67686-00-001	5/30/2019	\$ 533,775	TBD	12/4/2019
Colton Joint Unified	San Bernardino	Zimmerman Elementary	71/67686-00-002	5/30/2019	\$ 533,775	TBD	12/4/2019
Fontana Unified	San Bernardino	Locust Elementary	71/67710-00-012	5/30/2019	\$ 242,393	TBD	12/4/2019
Fontana Unified	San Bernardino	Primrose Elementary	71/67710-00-013	5/30/2019	\$ 242,393	TBD	12/4/2019
Fontana Unified	San Bernardino	Juniper Elementary	71/67710-00-014	5/30/2019	\$ 355,850	TBD	12/4/2019
Fontana Unified	San Bernardino	Tokay Elementary	71/67710-00-016	5/30/2019	\$ 355,850	TBD	12/4/2019
Fontana Unified	San Bernardino	Randall Pepper Elementary	71/67710-00-017	5/30/2019	\$ 242,393	TBD	12/4/2019
Fontana Unified	San Bernardino	South Tamarind Elementary	71/67710-00-018	5/30/2019	\$ 533,775	TBD	12/4/2019
Fontana Unified	San Bernardino	Chaparral Elementary	71/67710-00-019	5/30/2019	\$ 121,196	TBD	12/4/2019
Fontana Unified	San Bernardino	Shadow Hills Elementary	71/67710-00-020	5/30/2019	\$ 121,196	TBD	12/4/2019
Fontana Unified	San Bernardino	Maple Elementary	71/67710-00-021	5/30/2019	\$ 533,775	TBD	12/4/2019
Fontana Unified	San Bernardino	Almond Elementary	71/67710-00-022	5/30/2019	\$ 121,196	TBD	12/4/2019
Fontana Unified	San Bernardino	Oak Park Elementary	71/67710-00-15	5/30/2019	\$ 121,196	TBD	12/4/2019
Morgan Hill Unified	Santa Clara	El Toro Elementary	71/69583-00-006	5/30/2019	\$ 363,589	TBD	12/4/2019
Morgan Hill Unified	Santa Clara	Los Paseos Elementary	71/69583-00-007	5/30/2019	\$ 484,785	TBD	12/4/2019
Morgan Hill Unified	Santa Clara	Paradise Valley Elementary	71/69583-00-008	5/30/2019	\$ 242,393	TBD	12/4/2019
Morgan Hill Unified	Santa Clara	Pa Walsh Elementary	71/69583-00-009	5/30/2019	\$ 484,785	TBD	12/4/2019
Morgan Hill Unified	Santa Clara	Barrett Elementary	71/69583-00-010	5/30/2019	\$ 121,196	TBD	12/4/2019

NEW CONSTRUCTION	\$ 318,083,837	\$ -
RETROFIT	\$ 24,224,396	\$ -
FULL-DAY KINDERGARTEN TOTAL*	\$	342,308,233

* Full-Day Kindergarten Facilities Grant Program applications received by OPSC for the May 2019 Filing Round. OPSC has not yet reviewed the total grant requested and the total number of projects may exceed available expenditure authority. Placement on this list does not confirm funding.

INFORMATION ITEM

SCHOOL FACILITY PROGRAM APPLICATIONS RECEIVED BEYOND BOND AUTHORITY LIST (as of August 23, 2019)

The applications on this list represent School Facility Program (SFP) New Construction and Modernization projects in date order received that were received on or after September 13, 2018 through July 31, 2019. These applications have been received, but not reviewed, by the Office of Public School Construction (OPSC). This list is presented to the State Allocation Board for acknowledgement, but not approval pursuant to SFP Regulation Section 1859.95.1.

Published monthly in the SAB Agenda.

This report is also on the OPSC Web site at:

www.dgs.ca.gov/opsc

SFP APPLICATIONS
New Construction Acknowledged Applications Received Past Existing Authority as of August 23, 2019

District	County	Site Name	DSA Number	50-04 Date Received	Estimated State Grant (a)	Estimated Financial Hardship (b)
Imperial County Office of Education	Imperial	La Paloma Middle	04-116828	09/14/18	\$ 1,442,651	\$ 1,442,651
Winters Joint Unified	Yolo	Winters High	02-115475	09/14/18	\$ 2,188,077	\$ -
Plaza Elementary	Glenn	Plaza Elementary	02-116764	09/18/18	\$ 2,672,913	\$ 2,672,913
Gustine Unified	Merced	Gustine High	02-116135	09/19/18	\$ 4,814,849	\$ 4,814,849
Corona-Norco Unified	Riverside	Roosevelt High	04-115480	09/21/18	\$ 15,085,368	\$ -
Round Valley Unified	Mendocino	Round Valley High	01-117277	09/24/18	\$ 2,353,745	\$ 2,353,745
Live Oak Unified	Sutter	Live Oak Middle	02-116511	09/24/18	\$ 1,776,402	\$ -
Corona-Norco Unified	Riverside	Garretson Elementary	04-115277	10/01/18	\$ 3,682,897	\$ -
Lammersville Joint Unified	San Joaquin	Cordes Elementary	02-116707	10/04/18	\$ 14,117,100	\$ -
San Benito High	San Benito	San Benito High	01-117136	10/08/18	\$ 6,418,818	\$ -
Fairfield-Suisun Unified	Solano	E Ruth Sheldon Academy of Innovative Learning	02-116436	10/10/18	\$ 1,574,262	\$ -
Grossmont Union High	San Diego	Granite Hills High	04-116776	10/12/18	\$ 966,051	\$ -
El Centro Elementary	Imperial	Harding Elementary	04-117257	10/15/18	\$ 1,656,420	\$ -
Wasco Union Elementary	Kern	James A Forrest Elementary	03-117605	10/15/18	\$ 11,839,197	\$ 11,839,197
Alview-Dairyland Union Elementary	Madera	Alview Elementary	Site/Design	10/16/18	\$ 122,877	\$ 122,877
Alview-Dairyland Union Elementary	Madera	Dairyland Elementary	Site/Design	10/16/18	\$ 122,877	\$ 122,877
Kings River Union Elementary	Tulare	Kings River Elementary	Site/Design	10/16/18	\$ 1,869,396	\$ 1,869,396
Fremont Union High	Santa Clara	Homestead High	01-116560	10/23/18	\$ 3,185,692	\$ -
Fremont Unified	Alameda	G M Walters Junior High	01-115744	10/24/18	\$ 7,741,378	\$ -
Grossmont Union High	San Diego	El Capitan High	04-116979	10/25/18	\$ 2,379,500	\$ -
Corning Union High	Tehama	Corning High	02-116489	10/26/18	\$ 3,546,223	\$ -
Castro Valley Unified	Alameda	Castro Valley High	01-116720	10/29/18	\$ 1,380,830	\$ -
Castro Valley Unified	Alameda	Castro Valley High	01-116816	10/29/18	\$ 1,625,897	\$ -
Grossmont Union High	San Diego	Monte Vista High	04-116978	10/29/18	\$ 1,536,016	\$ -
West Park Elementary	Fresno	West Park Elementary	02-116848	10/30/18	\$ 3,948,406	\$ 3,948,406
Campbell Union High	Santa Clara	Leigh High	01-117171	10/30/18	\$ 4,203,090	\$ -
Central Union High	Imperial	Central Union High	04-116825	10/31/18	\$ 11,738,874	\$ 11,738,874
Pajaro Valley Unified	Santa Cruz	Pajaro Valley High	01-116514	10/31/18	\$ 1,905,424	\$ -
Fairfield-Suisun Unified	Solano	E Ruth Sheldon Academy of Innovative Learning	02-116436	10/31/18	\$ 4,711,065	\$ -
Fresno County Office of Education	Fresno	Selma High	02-116799	11/06/18	\$ 295,279	\$ -
Jurupa Unified	Riverside	West Riverside Elementary	04-115786	11/09/18	\$ 4,338,436	\$ -
Sunnyside Union Elementary	Tulare	Sunnyside Elementary	Site/Design	11/14/18	\$ 4,562,914	\$ 4,562,914
Santa Maria-Bonita	Santa Barbara	Measure T Elementary	03-118839	11/16/18	\$ 11,229,282	\$ -
Williams Unified	Colusa	Williams Elementary	Site/Design	11/19/18	\$ 867,525	\$ 867,525
Williams Unified	Colusa	Williams High	Site/Design	11/19/18	\$ 1,429,051	\$ 1,429,051
Pierce Joint Unified	Colusa	Arbuckle Elementary	02-116802	11/20/18	\$ 1,941,453	\$ -
Los Angeles Unified	Los Angeles	International Studies Learning Center	03-117730	11/26/18	\$ 8,212,769	\$ -
William S. Hart Union High	Los Angeles	William S Hart High	03-118530	11/29/18	\$ 9,813,917	\$ -
Oxnard	Ventura	Seabridge Elementary	03-118672	12/07/18	\$ 13,517,344	\$ -
Oxnard	Ventura	Seabridge Elementary	03-118672	12/07/18	\$ 786,556	\$ -
Porterville Unified	Tulare	Porterville Military Academy	02-115851	12/07/18	\$ 2,092,468	\$ -
Arvin Union	Kern	Bear Mountain Elementary	03-119081	12/14/18	\$ 3,118,320	\$ -
Meadows Union Elementary	Imperial	Meadows Elementary	04-116690	12/20/18	\$ 2,874,742	\$ -

SFP APPLICATIONS
New Construction Acknowledged Applications Received Past Existing Authority as of August 23, 2019

District	County	Site Name	DSA Number	50-04 Date Received	Estimated State Grant (a)	Estimated Financial Hardship (b)
Blochman Union Elementary	Santa Barbara	Benjamin Foxen Elementary	03-119221	12/21/18	\$ 1,308,316	\$ -
Sanger Unified	Fresno	Washington Academic Middle	02-117046	12/24/18	\$ 560,664	\$ -
Etiwanda Elementary	San Bernardino	John L Golden Elementary	04-116718	01/15/19	\$ 1,331,474	\$ -
Tulare Joint Union High	Tulare	Tulare Union High	02-116884	01/15/19	\$ 4,426,098	\$ -
Lemoore Union High	Kings	Lemoore High	02-116535	01/18/19	\$ 5,710,055	\$ -
South Pasadena Unified	Los Angeles	South Pasadena Senior High	03-117509	01/18/19	\$ 1,814,372	\$ -
South Pasadena Unified	Los Angeles	South Pasadena Senior High	03-118006	01/18/19	\$ 478,063	\$ -
Etiwanda Elementary	San Bernardino	David W Long Elementary	04-117113	01/18/19	\$ 1,296,904	\$ -
Hope Elementary	Tulare	Hope Elementary	Site/Design	01/18/19	\$ 885,316	\$ 885,316
Kings Canyon Joint Unified	Fresno	Reedley Middle College High	02-115465	01/28/19	\$ 3,851,979	\$ -
Etiwanda Elementary	San Bernardino	Caryn Elementary	04-117369	02/12/19	\$ 1,366,064	\$ -
Hanford Elementary	Kings	Lincoln Elementary	02-117050	02/27/19	\$ 1,641,316	\$ -
Ceres Unified	Stanislaus	Caswell Elementary	02-116128	02/27/19	\$ 1,519,834	\$ -
Ceres Unified	Stanislaus	Caswell Elementary	02-116128	02/27/19	\$ 714,666	\$ -
Sanger Unified	Fresno	Sanger High	02-117029	03/12/19	\$ 453,990	\$ -
Huntington Beach City Elementary	Orange	Ethel Dwyer Middle	04-116716	03/13/19	\$ 1,602,035	\$ -
Elk Grove Unified	Sacramento	Pleasant Grove High	02-116618	03/14/19	\$ 1,089,046	\$ -
William S. Hart Union High	Los Angeles	Sierra Vista Junior High	03-117759	03/19/19	\$ 3,277,471	\$ -
Robla Elementary	Sacramento	Taylor Street Elementary	02-116689	03/19/19	\$ 1,493,548	\$ -
Sonora Elementary	Tuolumne	Sonora Elementary	02-114452	03/19/19	\$ 1,799,125	\$ -
Soquel Union Elementary	Santa Cruz	New Brighton Middle	01-117113	03/21/19	\$ 1,199,142	\$ -
Pittsburg Unified	Contra Costa	Parkside Elementary	01-117089	03/28/19	\$ 3,724,122	\$ -
Panama-Buena Vista Union	Kern	Panama Elementary	03-118288	04/02/19	\$ 8,150,119	\$ -
Soquel Union Elementary	Santa Cruz	Santa Cruz Gardens Elementary	01-117493	04/02/19	\$ 1,400,353	\$ -
Riverside Unified	Riverside	Harrison Elementary	04-117796	04/04/19	\$ 1,936,737	\$ -
Riverside Unified	Riverside	Jefferson Elementary	04-117816	04/05/19	\$ 2,518,888	\$ -
Capistrano Unified	Orange	Aliso Niguel High	04-117480	04/10/19	\$ 3,773,236	\$ -
Capistrano Unified	Orange	Newhart Middle	04-117479	04/10/19	\$ 4,318,962	\$ -
Riverside Unified	Riverside	Highgrove Elementary	04-117600	04/12/19	\$ 4,568,978	\$ -
Long Beach Unified	Los Angeles	Eunice Sato Academy of Math & Science	03-118586	04/15/19	\$ 8,094,645	\$ -
Riverside Unified	Riverside	Madison Elementary	04-117805	04/18/19	\$ 2,934,170	\$ -
Grossmont Union High	San Diego	Santana High	04-116449	04/19/19	\$ 2,172,279	\$ -
Walnut Valley Unified	Los Angeles	Collegewood Elementary	03-118931	04/24/19	\$ 4,680,284	\$ -
Freshwater Elementary	Humboldt	Freshwater Elementary	Site/Design	04/30/19	\$ 159,972	\$ 159,972
Escalon Unified	San Joaquin	Dent Elementary	02-116870	05/03/19	\$ 4,671,640	\$ -
Fairfield-Suisun Unified	Solano	Suisun Valley Elementary	02-116558	05/08/19	\$ 1,308,175	\$ -
San Joaquin County Office of Education	San Joaquin	John J McFall Elementary	Site/Design	06/13/19	\$ 495,038	\$ 495,038
Rocklin Unified	Placer	Rocklin High	02-117520	06/13/19	\$ 1,031,421	\$ -
Walnut Valley Unified	Los Angeles	Diamond Bar High	03-119137	06/14/19	\$ 1,923,950	\$ -
Piedmont City Unified	Alameda	Piedmont High	01-117533	06/18/19	\$ 7,223,659	\$ -
Porterville Unified	Tulare	Monache High	02-115643	06/25/19	\$ 7,475,880	\$ -
Stockton Unified	San Joaquin	Rio Calaveras Elementary	02-117206	06/26/19	\$ 1,481,638	\$ -
Yuba County Office of Education	Yuba	Virginia School @ Yuba College	02-117118	07/16/19	\$ 656,120	\$ 656,120

SFP APPLICATIONS

New Construction Acknowledged Applications Received Past Existing Authority as of August 23, 2019

District	County	Site Name	DSA Number	50-04 Date Received	Estimated State Grant (a)	Estimated Financial Hardship (b)
Yuba County Office of Education	Yuba	Virginia School @ Yuba College	02-117118	07/16/19	\$ 239,918	\$ 239,918
Los Banos Unified	Merced	San Luis High	02-117464	07/18/19	\$ 634,177	\$ -
Long Beach Unified	Los Angeles	Millikan High	03-118323	07/22/19	\$ 7,648,691	\$ -
Natomas Unified	Sacramento	Natomas High	02-116582	07/23/19	\$ 1,197,332	\$ -
Sanger Unified	Fresno	Madison Elementary	02-117601	07/29/19	\$ 365,374	\$ -
Fremont Unified	Alameda	John M Horner Junior High	01-116600	08/02/19	\$ 11,743,315	\$ -
Palm Springs Unified	Riverside	Desert Hot Springs High	04-117776	08/02/19	\$ 1,237,991	\$ -
Palm Springs Unified	Riverside	Desert Hot Springs High	04-117464	08/02/19	\$ 1,558,238	\$ -
Los Banos Unified	Merced	Volta Elementary	02-117560	08/09/19	\$ 640,355	\$ -
Campbell Union High	Santa Clara	Branham High	01-117117	08/09/19	\$ 6,914,835	\$ -
Hesperia Unified	San Bernardino	Topaz Preparatory Academy	04-117777	08/09/19	\$ 685,886	\$ -
Sanger Unified	Fresno	John S Wash Elementary	02-117663	08/12/19	\$ 368,316	\$ -
Kern High	Kern	Vista Continuation High	03-119958	08/12/19	\$ 276,267	\$ -
Traver Joint Elementary	Tulare	Traver Elementary	Site/Design	08/14/19	\$ 419,767	\$ 419,767
Kern County Office of Education	Kern	Aurora Program School	03-119202	08/16/19	\$ 5,391,482	\$ -
Clovis Unified	Fresno	Clovis East High	02-117406	08/16/19	\$ 493,373	\$ -
Clovis Unified	Fresno	Reagan Elementary	02-117413	08/16/19	\$ 191,459	\$ -
Clovis Unified	Fresno	James S Fugman Elementary	02-117412	08/16/19	\$ 230,687	\$ -
Clovis Unified	Fresno	Roger S Oraze Elementary	02-117414	08/16/19	\$ 387,058	\$ -
Ventura Unified	Ventura	Mound Elementary	03-119844	08/20/19	\$ 514,427	\$ -
Las Virgenes Unified	Los Angeles	Lupin Hill Elementary	03-119279	08/21/19	\$ 798,316	\$ -
Western Placer Unified	Placer	Twelve Bridges High	02-116896	08/22/19	\$ 31,214,790	\$ -
					\$ 371,358,149	\$ 50,641,406
					\$ 421,999,555	

SFP APPLICATIONS
Modernization Acknowledged Applications Received Past Existing Authority as of August 23, 2019

District	County	Site Name	DSA Number	50-04 Date Received	Estimated State Grant (a)	Estimated Financial Hardship (b)
Moreno Valley Unified	Riverside	Moreno Valley High	04-114833	03/01/19	\$ 7,827,616	\$ -
Atascadero Unified	San Luis Obispo	Atascadero High	03-117825	03/01/19	\$ 7,108,925	\$ -
Los Angeles Unified	Los Angeles	One Hundred Thirty-Fifth Street Elementary	03-118219	03/04/19	\$ 2,209,982	\$ -
Garden Grove Unified	Orange	Excelsior Elementary	04-116422	03/04/19	\$ 422,067	\$ -
Franklin-McKinley Elementary	Santa Clara	Santee Elementary	01-117034	03/04/19	\$ 519,956	\$ -
Fresno Unified	Fresno	Slater Elementary	02-115550	03/05/19	\$ 5,193,147	\$ -
Stockton Unified	San Joaquin	Edison High	02-115414	03/06/19	\$ 944,567	\$ -
Temecula Valley Unified	Riverside	Vail Ranch Middle	04-117890	03/06/19	\$ 5,073,700	\$ -
Los Angeles Unified	Los Angeles	Thomas A Edison Middle	03-116609	03/07/19	\$ 9,317,708	\$ -
Garden Grove Unified	Orange	Genevieve M Crosby Elementary	04-116372	03/08/19	\$ 887,314	\$ -
Garden Grove Unified	Orange	Alamitos Intermediate	04-114039	03/08/19	\$ 319,123	\$ -
Atascadero Unified	San Luis Obispo	Fine Arts Academy	03-117570	03/08/19	\$ 1,152,837	\$ -
Los Angeles Unified	Los Angeles	David Starr Jordan Senior High	03-118627	03/11/19	\$ 3,876,338	\$ -
Visalia Unified	Tulare	Redwood High	02-113431	03/13/19	\$ 1,463,385	\$ -
Reef-Sunset Unified	Kings	Kettleman City Elementary	02-116806	03/13/19	\$ 1,028,235	\$ 685,490
Culver City Unified	Los Angeles	El Marino Elementary	03-117814	03/15/19	\$ 741,980	\$ -
Fountain Valley Elementary	Orange	Courreges (Roch) Elementary	04-116586	03/18/19	\$ 608,684	\$ -
Fountain Valley Elementary	Orange	Fulton (Harry C) Middle	04-117590	03/18/19	\$ 2,686,984	\$ -
Robla Elementary	Sacramento	Taylor Street Elementary	02-116689	03/19/19	\$ 2,097,086	\$ -
Moreno Valley Unified	Riverside	Sunnymead Middle	04-117813	03/20/19	\$ 6,321,857	\$ -
Sonora Elementary	Tuolumne	Sonora Elementary	02-114452	03/20/19	\$ 1,993,496	\$ -
Santa Paula Unified	Ventura	Isbell Middle	03-117726	03/20/19	\$ 5,947,976	\$ -
Williams Unified	Colusa	Williams Junior Senior High	Site/Design	03/21/19	\$ 3,405,269	\$ 2,270,179
Novato Unified	Marin	San Jose Middle	01-117262	03/21/19	\$ 1,326,577	\$ -
Soquel Union Elementary	Santa Cruz	Capitola Elementary	01-117113	03/21/19	\$ 1,293,610	\$ -
Soquel Union Elementary	Santa Cruz	Capitola Elementary	01-117113	03/21/19	\$ 3,326,753	\$ -
Glendale Unified	Los Angeles	Crescenta Valley High	03-115497	03/22/19	\$ 4,988,862	\$ -
Pope Valley Union Elementary	Napa	Pope Valley Elementary	01-117294	03/22/19	\$ 322,239	\$ -
Fairfield-Suisun Unified	Solano	Suisun Valley Elementary	02-115701	03/25/19	\$ 2,430,878	\$ -
Azusa Unified	Los Angeles	Center Middle	03-118262	03/27/19	\$ 2,285,349	\$ -
Azusa Unified	Los Angeles	Charles H Lee Elementary	03-118035	03/27/19	\$ 6,076,635	\$ -
Pittsburg Unified	Contra Costa	Parkside Elementary	01-117089	03/28/19	\$ 2,120,250	\$ -
South Fork Union	Kern	South Fork Elementary	Site/Design	04/02/19	\$ 191,565	\$ 127,710
Los Angeles Unified	Los Angeles	George K Porter Middle	03-114965	04/02/19	\$ 7,598,046	\$ -
Chowchilla Elementary	Madera	Merle L Fuller Elementary	02-116478	04/02/19	\$ 2,416,860	\$ -
Huntington Beach City Elementary	Orange	S A Moffett Elementary	04-116538	04/02/19	\$ 424,168	\$ -
Tahoe-Truckee Unified	Placer	Tahoe Truckee High	02-115331	04/02/19	\$ 3,467,947	\$ -
Soquel Union Elementary	Santa Cruz	Main Street Elementary	01-117139	04/02/19	\$ 2,095,486	\$ -
Templeton Unified	San Luis Obispo	Templeton Elementary	03-117573	04/03/19	\$ 1,957,550	\$ -
Armona Union Elementary	Kings	Armona Elementary	02-117025	04/04/19	\$ 2,854,069	\$ 1,902,713
Riverside Unified	Riverside	Harrison Elementary	04-117796	04/04/19	\$ 1,458,062	\$ -
Temecula Valley Unified	Riverside	Helen Hunt Jackson Elementary	04-117950	04/04/19	\$ 1,522,390	\$ -
Riverside Unified	Riverside	Jefferson Elementary	04-117816	04/05/19	\$ 1,110,222	\$ -

SFP APPLICATIONS
Modernization Acknowledged Applications Received Past Existing Authority as of August 23, 2019

District	County	Site Name	DSA Number	50-04 Date Received	Estimated State Grant (a)	Estimated Financial Hardship (b)
Fresno Unified	Fresno	Florence E Rata	02-116111	04/08/19	\$ 819,553	\$ -
Guerneville Elementary	Sonoma	Guerneville Elementary	01-117460	04/08/19	\$ 421,564	\$ -
Moreno Valley Unified	Riverside	Palm Middle	04-117812	04/09/19	\$ 6,732,139	\$ -
Downey Unified	Los Angeles	Downey High	03-118501	04/11/19	\$ 18,649,535	\$ -
Downey Unified	Los Angeles	Old River Elementary	03-118264	04/11/19	\$ 467,316	\$ -
Downey Unified	Los Angeles	Unsworth (Edith) Elementary	03-118550	04/11/19	\$ 1,821,033	\$ -
Santa Paula Unified	Ventura	Blanchard Elementary	03-117337	04/12/19	\$ 647,211	\$ -
Fremont Unified	Alameda	Mission Valley Elementary	01-117258	04/15/19	\$ 1,367,183	\$ -
Riverside Unified	Riverside	Sunshine Special Education	04-117554	04/15/19	\$ 303,327	\$ -
Fremont Unified	Alameda	Oliveira Elementary	01-117218	04/16/19	\$ 2,381,856	\$ -
Kelseyville Unified	Lake	Kelseyville Elementary	01-111111	04/17/19	\$ 2,020,798	\$ 1,347,199
Azusa Unified	Los Angeles	Paramount Elementary	03-119621	04/17/19	\$ 2,097,086	\$ -
Riverside Unified	Riverside	Madison Elementary	04-117805	04/18/19	\$ 2,213,564	\$ -
Richgrove Elementary	Tulare	Richgrove Elementary	02-117127	04/18/19	\$ 1,293,545	\$ 862,363
Moreno Valley Unified	Riverside	Seneca Elementary	04-117868	04/23/19	\$ 2,519,257	\$ -
Moreno Valley Unified	Riverside	Butterfield Elementary	04-117819	04/23/19	\$ 4,465,560	\$ -
Duarte Unified	Los Angeles	Maxwell Academy (PK-8)	03-118014	04/24/19	\$ 1,196,426	\$ -
Hermosa Beach City Elementary	Los Angeles	North Elementary	03-118625	04/24/19	\$ 2,762,013	\$ -
Grossmont Union High	San Diego	West Hills High	04-116370	04/24/19	\$ 1,903,755	\$ -
San Rafael City Elementary	Marin	Venetia Valley K-8	01-117438	04/25/19	\$ 880,542	\$ -
Capistrano Unified	Orange	Harold Ambuehl Elementary	04-118034	04/25/19	\$ 3,674,147	\$ -
Simi Valley Unified	Ventura	Royal High	03-117455	04/25/19	\$ 1,090,764	\$ -
Parlier Unified	Fresno	Mathew J Brletic Elementary	Site/Design	04/30/19	\$ 318,346	\$ 212,231
Parlier Unified	Fresno	Cesar E Chavez Elementary	Site/Design	04/30/19	\$ 148,376	\$ 98,917
Parlier Unified	Fresno	John C Martinez Elementary	Site/Design	04/30/19	\$ 341,334	\$ 227,556
Parlier Unified	Fresno	Parlier High	Site/Design	04/30/19	\$ 366,567	\$ 244,378
Parlier Unified	Fresno	Parlier Junior High	Site/Design	04/30/19	\$ 159,149	\$ 106,099
Parlier Unified	Fresno	San Joaquin Valley High	Site/Design	04/30/19	\$ 70,419	\$ 46,946
Santa Ana Unified	Orange	Wallace R Davis Elementary	57/66670-00-060	05/01/19	\$ 1,431,326	\$ -
Santa Ana Unified	Orange	Martin R Heninger Elementary	57/66670-00-061	05/01/19	\$ 1,709,223	\$ -
Orange Unified	Orange	Villa Park Elementary	57/66621-00-057	05/02/19	\$ 14,189,194	\$ -
Cupertino Union	Santa Clara	William Faria Elementary	57/69419-00-031	05/02/19	\$ 2,277,380	\$ -
Cupertino Union	Santa Clara	Abraham Lincoln Elementary	57/69419-00-032	05/02/19	\$ 1,935,966	\$ -
Cupertino Union	Santa Clara	Dwight D Eisenhower Elementary	57/69419-00-033	05/02/19	\$ 982,152	\$ -
Cupertino Union	Santa Clara	Chester W Nimitz Elementary	57/69419-00-034	05/02/19	\$ 534,543	\$ -
Center Joint Unified	Sacramento	North Country Elementary	57/73973-00-005	05/02/19	\$ 3,124,267	\$ 2,082,845
Ontario-Montclair	San Bernardino	Elderberry Elementary	57/67819-00-035	05/03/19	\$ 551,893	\$ -
Ontario-Montclair	San Bernardino	Corona Elementary	57/67819-00-036	05/03/19	\$ 568,368	\$ -
Escalon Unified	San Joaquin	Dent Elementary	57/68502-00-004	05/03/19	\$ 5,066,054	\$ -
Whittier City Elementary	Los Angeles	Wallen L Andrews Elementary	57/65110-00-015	05/06/19	\$ 2,226,525	\$ -
Ontario-Montclair	San Bernardino	Del Norte Elementary	57/67819-00-037	05/06/19	\$ 636,744	\$ -
Ontario-Montclair	San Bernardino	Vernon Middle	57/67819-00-038	05/06/19	\$ 307,389	\$ -
Templeton Unified	San Luis Obispo	Templeton High	57/68841-00-005	05/06/19	\$ 3,459,192	\$ -

SFP APPLICATIONS
Modernization Acknowledged Applications Received Past Existing Authority as of August 23, 2019

District	County	Site Name	DSA Number	50-04 Date Received	Estimated State Grant (a)	Estimated Financial Hardship (b)
Mesa Union Elementary	Ventura	Mesa Elementary	57/72470-00-002	05/06/19	\$ 220,709	\$ 147,140
Azusa Unified	Los Angeles	Henry Dalton Elementary	57/64279-00-025	05/07/19	\$ 629,912	\$ -
Mountain View Elementary	Los Angeles	Cogswell Elementary	57/64816-00-009	05/07/19	\$ 5,784,370	\$ -
Mountain View Elementary	Los Angeles	Monte Vista Elementary	57/64816-00-010	05/07/19	\$ 5,959,609	\$ -
Mountain View Elementary	Los Angeles	Charles T Kranz Intermediate	57/64816-00-011	05/07/19	\$ 7,017,104	\$ -
Mountain View Elementary	Los Angeles	Miramonte Elementary	57/64816-00-012	05/07/19	\$ 3,115,962	\$ -
Mountain View Elementary	Los Angeles	Miramonte Elementary	57/64816-00-013	05/07/19	\$ 2,793,804	\$ -
Riverside Unified	Riverside	Sierra Middle	57/67215-00-041	05/08/19	\$ 98,997	\$ -
Redding Elementary	Shasta	Manzanita Elementary	57/70110-00-007	05/08/19	\$ 705,100	\$ -
Grossmont Union High	San Diego	El Capitan High	57/68130-00-036	05/09/19	\$ 155,309	\$ -
Templeton Unified	San Luis Obispo	Templeton High	57/68841-00-006	05/09/19	\$ 1,467,363	\$ -
Edison Elementary	Kern	Orangewood Elementary	57/63438-00-005	05/10/19	\$ 740,114	\$ 493,409
Paramount Unified	Los Angeles	Lakewood Elementary	57/64873-00-012	05/15/19	\$ 2,643,486	\$ -
Folsom-Cordova Unified	Sacramento	Theodore Judah Elementary	57/67330-00-007	05/16/19	\$ 1,638,194	\$ -
Capistrano Unified	Orange	Palisades Elementary	57/66464-00-024	05/20/19	\$ 3,509,415	\$ -
Saddleback Valley Unified	Orange	Lake Forest Elementary	57/73635-00-041	05/20/19	\$ 4,906,308	\$ -
Coachella Valley Unified	Riverside	Palm View Elementary	57/73676-00-006	05/20/19	\$ 2,729,876	\$ -
El Tejon Unified	Kern	Frazier Park Elementary	57/75168-00-001	05/20/19	\$ 234,941	\$ 156,627
El Tejon Unified	Kern	Frazier Mountain High	57/75168-00-002	05/20/19	\$ 253,703	\$ 169,135
El Tejon Unified	Kern	El Tejon Elementary	57/75168-00-003	05/20/19	\$ 194,246	\$ 129,498
Island Union Elementary	Kings	Island Elementary	57/63933-00-002	05/23/19	\$ 252,264	\$ 168,176
Downey Unified	Los Angeles	Lewis (Ed C) Elementary	57/64451-00-036	05/23/19	\$ 1,209,734	\$ -
Novato Unified	Marin	Loma Verde Elementary	57/65417-00-023	05/23/19	\$ 472,056	\$ -
Novato Unified	Marin	Lynwood Elementary	57/65417-00-024	05/23/19	\$ 1,184,380	\$ -
Folsom-Cordova Unified	Sacramento	Folsom Hills Elementary	57/67330-00-008	05/23/19	\$ 3,060,565	\$ -
Oxnard	Ventura	Christa McAuliffe Elementary	57/72538-00-031	05/29/19	\$ 119,762	\$ -
Greenfield Union Elementary	Monterey	Vista Verde Middle	57/66035-00-004	05/31/19	\$ 174,974	\$ 116,649
Greenfield Union Elementary	Monterey	Mary Chapa Academy	57/66035-00-005	05/31/19	\$ 342,363	\$ 228,242
Greenfield Union Elementary	Monterey	Oak Avenue Elementary	57/66035-00-006	05/31/19	\$ 235,195	\$ 156,797
Capistrano Unified	Orange	Aliso Niguel High	57/66464-00-025	05/31/19	\$ 2,455,487	\$ -
Santa Ynez Valley Union High	Santa Barbara	Santa Ynez Valley Union High	57/69328-00-003	05/31/19	\$ 1,583,921	\$ -
Tustin Unified	Orange	C C Lambert Elementary	57/73643-00-023	05/31/19	\$ 563,209	\$ -
Tustin Unified	Orange	C E Utt Middle	57/73643-00-024	05/31/19	\$ 1,823,626	\$ -
Tustin Unified	Orange	Robert Heideman Elementary	57/73643-00-025	05/31/19	\$ 921,615	\$ -
Tustin Unified	Orange	Tustin High	57/73643-00-026	05/31/19	\$ 2,301,359	\$ -
Tustin Unified	Orange	Tustin High	57/73643-00-027	05/31/19	\$ 2,301,359	\$ -
Manhattan Beach Unified	Los Angeles	Pacific Elementary	57/75333-00-008	05/31/19	\$ 2,064,634	\$ -
Manhattan Beach Unified	Los Angeles	Mira Costa High	57/75333-00-009	05/31/19	\$ 1,769,028	\$ -
Placer Union High	Placer	Colfax High	57/66894-00-013	06/04/19	\$ 1,471,979	\$ -
Placer Union High	Placer	Placer High	57/66894-00-014	06/04/19	\$ 3,804,717	\$ -
Freshwater Elementary	Humboldt	Freshwater Elementary	57/62828-00-002	06/05/19	\$ 415,960	\$ 277,307
San Jose Unified	Santa Clara	Willow Glen Elementary	57/69666-00-049	06/05/19	\$ 1,651,049	\$ -
Irvine Unified	Orange	Lakeside Middle	57/73650-00-034	06/06/19	\$ 435,346	\$ -

SFP APPLICATIONS
Modernization Acknowledged Applications Received Past Existing Authority as of August 23, 2019

District	County	Site Name	DSA Number	50-04 Date Received	Estimated State Grant (a)	Estimated Financial Hardship (b)
Irvine Unified	Orange	Bonita Canyon Elementary	57/73650-00-035	06/06/19	\$ 152,715	\$ -
Irvine Unified	Orange	Greentree Elementary	57/73650-00-036	06/06/19	\$ 249,055	\$ -
John Swett Unified	Contra Costa	John Swett High	57/61697-00-004	06/11/19	\$ 3,398,076	\$ -
Newport-Mesa Unified	Orange	Harbor View Elementary	57/66597-00-047	06/12/19	\$ 2,603,395	\$ -
Newport-Mesa Unified	Orange	Maude B Davis Elementary	57/66597-00-048	06/12/19	\$ 1,087,192	\$ -
Santa Barbara Unified	Santa Barbara	Washington Elementary	57/76786-00-013	06/12/19	\$ 760,269	\$ -
Santa Barbara Unified	Santa Barbara	Cleveland Elementary	57/76786-00-014	06/12/19	\$ 860,420	\$ -
San Joaquin County Office of Education	San Joaquin	John J McFall Elementary	57/10397-00-005	06/13/19	\$ 496,086	\$ 330,724
Yuba County Office of Education	Yuba	Virginia School	57/10587-00-006	06/13/19	\$ 282,975	\$ 188,650
Whittier City Elementary	Los Angeles	Orange Grove Elementary	57/65110-00-016	06/13/19	\$ 1,689,998	\$ -
Norris Elementary	Kern	Olive Drive Elementary	57/63693-00-002	06/14/19	\$ 2,343,802	\$ -
San Francisco Unified	San Francisco	Washington (George) High	57/68478-63-006	06/14/19	\$ 16,508,360	\$ -
Piedmont City Unified	Alameda	Piedmont High	57/61275-00-006	06/18/19	\$ 2,058,582	\$ -
San Jose Unified	Santa Clara	Peter Burnett Middle	57/69666-00-050	06/18/19	\$ 1,177,524	\$ -
San Jose Unified	Santa Clara	Willow Glen Middle	57/69666-00-051	06/18/19	\$ 1,256,733	\$ -
Santa Ana Unified	Orange	Walker Elementary	57/66670-00-062	06/19/19	\$ 2,465,677	\$ -
Santa Ana Unified	Orange	Cesar E Chavez High	57/66670-00-063	06/19/19	\$ 1,141,119	\$ -
Santa Ana Unified	Orange	Pio Pico Elementary	57/66670-00-064	06/19/19	\$ 2,116,589	\$ -
Elk Grove Unified	Sacramento	Sheldon High	57/67314-00-035	06/19/19	\$ 3,424,572	\$ -
Newport-Mesa Unified	Orange	Estancia High	57/66597-00-049	06/21/19	\$ 2,220,906	\$ -
Newport-Mesa Unified	Orange	Heinz Kaiser Elementary	57/66597-00-050	06/21/19	\$ 1,742,838	\$ -
Tustin Unified	Orange	Foothill High	57/73643-00-028	06/24/19	\$ 1,730,669	\$ -
Yuba County Office of Education	Yuba	Anna Bell Karr	57/10587-00-002	06/25/19	\$ 195,789	\$ 130,526
San Ramon Valley Unified	Contra Costa	Twin Creeks Elementary	57/61804-00-043	06/25/19	\$ 716,811	\$ -
Kings Canyon Joint Unified	Fresno	Great Western Elementary	57/62265-00-027	06/25/19	\$ 2,240,181	\$ -
Whittier City Elementary	Los Angeles	Lou Henry Hoover Elementary	57/65110-00-017	06/26/19	\$ 2,910,388	\$ -
San Marcos Unified	San Diego	Alvin M Dunn Elementary	57/73791-00-010	06/26/19	\$ 1,013,632	\$ -
Garden Grove Unified	Orange	Faylane Elementary	57/66522-00-097	06/27/19	\$ 337,455	\$ -
Garden Grove Unified	Orange	Riverdale Elementary	57/66522-00-098	06/27/19	\$ 715,239	\$ -
Garden Grove Unified	Orange	Parkview Elementary	57/66522-00-099	06/27/19	\$ 535,442	\$ -
Garden Grove Unified	Orange	R F Hazard Elementary	57/66522-00-100	06/27/19	\$ 138,941	\$ -
Garden Grove Unified	Orange	Donald S Jordan Intermediate	57/66522-00-101	06/27/19	\$ 257,453	\$ -
Monterey Peninsula Unified	Monterey	Monterey High	57/66092-00-032	06/28/19	\$ 1,847,583	\$ -
Eureka City Schools	Humboldt	Lincoln Elementary	57/75515-00-012	06/28/19	\$ 2,151,390	\$ -
San Francisco Unified	San Francisco	Lafayette Elementary	57/68478-63-007	07/01/19	\$ 1,746,645	\$ -
San Ramon Valley Unified	Contra Costa	Sycamore Valley Elementary	57/61804-00-044	07/02/19	\$ 3,098,753	\$ -
Davis Joint Unified	Yolo	Ralph Waldo Emerson Junior High	57/72678-00-019	07/03/19	\$ 1,957,608	\$ -
Santa Barbara Unified	Santa Barbara	Santa Barbara Junior High	57/76786-00-015	07/03/19	\$ 5,836,750	\$ -
Pomona Unified	Los Angeles	Roosevelt Elementary	57/64907-00-036	07/11/19	\$ 3,700,706	\$ -
Moreno Valley Unified	Riverside	Serrano Elementary	57/67124-00-017	07/11/19	\$ 3,284,803	\$ 2,189,869
Moreno Valley Unified	Riverside	Hidden Springs Elementary	57/67124-00-018	07/11/19	\$ 1,277,989	\$ 851,993
Moreno Valley Unified	Riverside	Hendrick Ranch Elementary	57/67124-00-019	07/11/19	\$ 1,818,818	\$ 1,212,545
Moreno Valley Unified	Riverside	Cloverdale Elementary	57/67124-00-020	07/11/19	\$ 3,815,272	\$ 2,543,515

SFP APPLICATIONS
Modernization Acknowledged Applications Received Past Existing Authority as of August 23, 2019

District	County	Site Name	DSA Number	50-04 Date Received	Estimated State Grant (a)	Estimated Financial Hardship (b)
Moreno Valley Unified	Riverside	Bear Valley Elementary	57/67124-00-021	07/11/19	\$ 4,476,071	\$ 2,984,047
Moreno Valley Unified	Riverside	Mountain View Middle	57/67124-00-022	07/11/19	\$ 6,770,235	\$ 4,513,490
Moreno Valley Unified	Riverside	Honey Hollow Elementary	57/67124-00-023	07/11/19	\$ 3,141,216	\$ 2,094,144
Moreno Valley Unified	Riverside	Ridge Crest Elementary	57/67124-00-024	07/11/19	\$ 2,695,299	\$ 1,796,866
Yuba County Office of Education	Yuba	Virginia School	57/10587-00-005	07/19/19	\$ 843,714	\$ 562,476
Placer Union High	Placer	Del Oro High	57/66894-00-015	07/19/19	\$ 3,939,831	\$ -
Azusa Unified	Los Angeles	Charles H Lee Elementary	57/64279-00-026	07/22/19	\$ 2,799,664	\$ -
Azusa Unified	Los Angeles	Gladstone High	57/64279-00-027	07/22/19	\$ 867,640	\$ -
Galt Joint Union Elementary	Sacramento	Vernon E Greer Elementary	57/67348-00-004	07/22/19	\$ 2,249,078	\$ -
Washington Unified	Yolo	Elkhorn Village Elementary	57/72694-00-018	07/23/19	\$ 1,425,135	\$ -
San Jose Unified	Santa Clara	Leland High	57/69666-00-052	07/26/19	\$ 2,172,167	\$ -
Montague Elementary	Siskiyou	Montague Elementary	57/70417-00-002	07/26/19	\$ 1,221,836	\$ 814,557
Tulare County Office of Education	Tulare	LB Hill Learning Cntr	57/10546-00-007	08/02/19	\$ 1,360,110	\$ 906,740
Fremont Unified	Alameda	John M Horner Junior High	57/61176-00-055	08/02/19	\$ 3,154,754	\$ -
San Francisco Unified	San Francisco	Milk (Harvey) Civil Rights Elementary	57/68478-27-002	08/05/19	\$ 1,059,695	\$ -
Novato Unified	Marin	San Marin High	57/65417-00-025	08/07/19	\$ 756,041	\$ -
Redwood City Elementary	San Mateo	John F Kennedy Middle	57/69005-00-007	08/08/19	\$ 3,277,173	\$ -
Los Angeles Unified	Los Angeles	Audubon Middle	57/64733-00-724	08/09/19	\$ 2,245,921	\$ -
Los Angeles Unified	Los Angeles	Tenth Street Elementary	57/64733-00-725	08/09/19	\$ 2,319,140	\$ -
Roseville Joint Union High	Placer	Granite Bay High	57/66928-00-006	08/09/19	\$ 2,784,623	\$ -
Roseville Joint Union High	Placer	Oakmont High	57/66928-00-007	08/09/19	\$ 3,192,270	\$ -
Monson-Sultana Joint Union Elementary	Tulare	Monson-Sultana Elementary	57/72009-00-003	08/09/19	\$ 905,713	\$ -
Culver City Unified	Los Angeles	La Ballona Elementary	57/64444-00-017	08/12/19	\$ 448,287	\$ -
Novato Unified	Marin	Novato High	57/65417-00-026	08/12/19	\$ 1,432,028	\$ -
Corona-Norco Unified	Riverside	Norco Intermediate	57/67033-00-022	08/12/19	\$ 812,816	\$ -
Stockton Unified	San Joaquin	Cleveland Elementary	57/68676-00-042	08/12/19	\$ 3,874,216	\$ -
Moreno Valley Unified	Riverside	Canyon Springs High	57/67124-00-025	08/13/19	\$ 15,244,687	\$ -
Orange Unified	Orange	Canyon High	57/66621-00-058	08/14/19	\$ 7,032,986	\$ -
Kern High	Kern	Bakersfield High	57/63529-00-012	08/16/19	\$ 13,705,939	\$ -
Tahoe-Truckee Unified	Placer	Sierra Expeditionary Learning	57/66944-00-020	08/16/19	\$ 1,146,384	\$ -
Los Angeles Unified	Los Angeles	Sixty-Eight Street Elementary	57/64733-00-726	08/19/19	\$ 1,690,286	\$ -
Whittier City Elementary	Los Angeles	Mill Elementary	57/65110-00-018	08/19/19	\$ 1,393,200	\$ -
Grass Valley Elementary	Nevada	Grass Valley Charter	57/66332-00-003	08/19/19	\$ 2,556,209	\$ -
Grass Valley Elementary	Nevada	Margaret G Scotten Elementary	57/66332-00-004	08/19/19	\$ 2,476,211	\$ -
Los Nietos	Los Angeles	Aeolian Elementary	57/64758-00-006	08/23/19	\$ 2,812,991	\$ -
Elk Grove Unified	Sacramento	Joseph Kerr Middle	57/67314-00-036	08/23/19	\$ 2,188,989	\$ -
					\$ 495,799,189	\$ 33,377,748
					\$ 529,176,936	

Section 1859.81. Financial Hardship.

Except for Joint-Use Projects and Career Technical Education Facilities Projects, a district is eligible for financial hardship to fund all or a portion of its matching share requirement after demonstrating the requirements of (a), (c), and (d) below:

- (a) The district is financially unable to provide all necessary matching funds for an eligible project. To determine this, an analysis shall be made of the district's financial records by the OPSC including data and records maintained by the CDE and the County Office of Education. The analysis shall consist of a review of the district's latest Independent Audit regarding funds available from all capital facility accounts, including, but not limited to, developer fees, funds generated from capital facility certificates of participation, federal grants, redevelopment funds, sale proceeds from surplus property, the appraised value of facilities approved for replacement pursuant to Section 1859.82, bond funds either encumbered, unencumbered or authorized but unsold, and savings from other SFP projects. All funds thus identified that have not been expended or encumbered by a contractual agreement for a specific capital outlay purpose prior to the initial request for financial hardship status shall be deemed available as a matching contribution.

After the initial request for financial hardship status is granted, no further encumbrances will be approved by the OPSC and all prospective revenue made available to the district's capital facility accounts shall be deemed available as matching contribution on the subsequent financial hardship review, with the exception of:

- (1) Approved interim housing expenditures.
- (2) Funding to pay for previously recognized multi-year encumbrances approved at the initial financial hardship approval.
- (3) Funding that is transferred into a Special Reserve Fund and is used for the express purpose of the Federal Renovation Program when the amount expended out of that fund does not exceed the maximum Federal Renovation Grant amount.
- (4) Funding that is transferred into a Special Reserve Fund and is used for the express purpose of the School Facilities Needs Assessment Grant Program or Emergency Repair Program when the amount expended out of that fund does not exceed the maximum grant amount apportioned.
- (5) Funding that is transferred into a Special Reserve Fund and is used for the express purpose of the Career Technical Education Facilities Program when the amount expended out of that fund does not exceed the applicant's share of the maximum grant amount apportioned.
- (6) Funding that is transferred into a Special Reserve Fund and used for the express purpose of the Overcrowding Relief Grant when the amount expended out of that fund does not exceed the amount of the site acquisition and design costs of the project and the district has submitted an approved Form SAB 50-11.
- (7) Funding that is used for the express purpose of reimbursing the State a proportionate share of financial hardship received when there has been a transfer of a special education program and title to the facility. In addition, the funding was used within five years of the title transfer.
- (8) Funding to pay for obtaining a structural report pursuant to Section 1859.82 for an approvable and funded seismic mitigation project.
- (9) All other capital facility funding for a period of three years when no subsequent financial hardship request is made during this period, with the exception of the funding identified in (6). The three-year period begins with the date of the most recent financial hardship new construction or modernization adjusted grant funding apportionment.

When Overcrowding Relief Grant funding is set aside pursuant to (6) and the School District has not submitted, or the OPSC has not accepted, a Form SAB 50-04 for an Overcrowding Relief Grant within three years from the date of deposit into the Special Reserve Fund, or the School District has not met the requirements in Sections 1859.90 or 1859.105, remaining funds plus interest accrued at the Pooled Money Investment Board rate at that time period shall be deemed available as matching contribution on a subsequent financial hardship project or be captured through an audit adjustment pursuant to Section 1859.106.

The financial hardship analysis is subject to approval by the Board.

- (b) From the funds deemed available as a matching contribution, the district may retain \$19,776 per classroom in each enrollment reporting period for the cost to provide interim housing for the currently unhoused pupils of the district. The amount shown shall be adjusted annually in the manner prescribed in Section 1859.71. The

number of classrooms needed for interim housing for the currently unhoused pupils shall be the sum of the positive numbers determined in (b)(7) as follows:

- (1) Determine the current enrollment of the district by grade level as shown on the latest Form SAB 50-01.
- (2) Determine the New Construction Grants apportioned by grade level for all SFP projects and LPP funded under the provisions of Sections 1859.12 or 1859.13 where the district has submitted Form SAB 50-06 indicating that the project is 100 percent complete.
- (3) Subtract (b)(2) from (b)(1).
- (4) Determine the number of classrooms by grade level reported in Part 1, Line 8 on Form SAB 50-02.
- (5) Multiply the classrooms determined in (b)(4) by 25 for K-6, 27 for 7-12, 13 for Non-Severe and 9 for Severe.
- (6) Subtract the product determined in (b)(5) from the difference determined in (b)(3) by grade level.
- (7) Divide the difference by grade level determined in (b)(6) by 25 for K-6, 27 for 7-12, 13 for Non-Severe and 9 for Severe and round up to the nearest whole number.

From the funds deemed available as a matching contribution, the district may also retain \$19,776 per portable toilet unit in each reporting period for the cost to provide necessary interim toilet facilities for the currently unhoused pupils of the district. The amount shown shall be adjusted annually in the manner prescribed in Section 1859.71. The number of toilet facilities needed for interim housing shall be the sum of the positive numbers determined in (b)(7) divided by eight rounded up to the nearest whole number.

From the funds deemed available as a matching contribution, the district may also retain \$19,776 per classroom in each reporting period for the cost to provide necessary interim housing for the currently unhoused pupils displaced as a result of a SAB approved seismic mitigation project pursuant to Section 1859.82. The amount shown shall be adjusted annually in the manner prescribed in Section 1859.71. The number of classrooms needed for interim housing shall be the quotient of the displaced pupils by 25 for K-6, 27 for 7-12, 13 for Non-Severe and 9 for Severe and round up to the nearest whole number.

If the district's available funds, as determined by the OPSC analysis less costs for interim housing, is less than its matching share, the district will be deemed to have met the requirements of this Subsection.

- (c) The district has made all reasonable efforts to fund its matching share of the project by demonstrating it is levying the developer fee justified under law or an alternative revenue source equal to or greater than the developer fee otherwise justified under law at the time of request for hardship and the district meets at least one of the following:
 - (1) The current outstanding bonded indebtedness of the district issued for the purpose of constructing school facilities in accordance with Education Code Section 17072.35 or 17074.25 as appropriate, at the time of request for financial hardship status, is at least 60 percent of the district's total bonding capacity. Outstanding bonded indebtedness includes that part of general obligation bonds, Mello-Roos Bonds, School Facility Improvement District Bonds and certificates of participation which the district is paying a debt service that was issued for capital outlay school facility purposes.
 - (2) The district had a successful registered voter bond election for at least the maximum amount allowed under Proposition 39 within the previous two years from the date of request for financial hardship status. The proceeds from the bond election that represent the maximum amount allowed under the provisions of Proposition 39 must be used to fund the district's matching share requirement for SFP project(s).
 - (3) It is a County Superintendent of Schools.
 - (4) The district's total bonding capacity at the time of the request for financial hardship status is \$5 million or less.
 - (5) Other evidence of reasonable effort as approved by the SAB.

If the district's request for financial hardship status is denied by the Board, the district may be deemed eligible for rental payments of \$2,000 per year per classroom under the Emergency School Classroom Law of 1979 for a two year period when relocatable classroom buildings are available and the district provides financial documentation that it is unable to afford the full rental amount and any other information satisfactory to the Board that the rental reduction is necessary. The number of classrooms eligible for the \$2,000 rental payments shall be the sum of the numbers determined in (c)(5)(B) as follows:

- (A) Determine the number of pupils by grade level that the district requested a New Construction Grant on the Form SAB 50-04 that were denied financial hardship status.

- (B) Divide the number by grade level determined in (c)(5)(A) by 25 for K-6, 27 for 7-12, 13 for Non-Severe and 9 for Severe and round up to the nearest whole number.
- (d) The district has not signed a contract for acquisition or construction of classrooms that replace existing facility(ies), which were included in the determination of the district's new construction eligibility pursuant to Education Code Section 17071.75, in a locally funded project during the five-year period immediately preceding the district's application for financial hardship assistance. This restriction may be lifted if the Board finds that unforeseen and extenuating circumstances existed that required the district to use local funds to replace the facility(ies).
- (e) If the district meets the financial hardship requirements in this Section, the amount of financial hardship is equal to the district's matching share less funds deemed available in (a).
- (1) Once a district has been notified by OPSC that it meets the requirements of financial hardship in this Section, the district may file Form SAB 50-04 under the provisions of financial hardship anytime within a period of 180 calendar days from the date of the OPSC notification.
- (2) If the district does not submit Form SAB 50-04 under the provisions of financial hardship within 180 calendar days of the OPSC notification of approval of financial hardship status, the district must re-qualify for financial hardship status under the provisions of this Section by submittal of a new request for financial hardship status.
- (3) If the project(s) has been included on an unfunded list for more than 180 calendar days, a review of the district's funds pursuant to (a) will be made to determine if additional district funds are available to fund the district's matching share of the project(s).

Financial hardship approval status by the OPSC for a separate design and/or site apportionment does not apply to any subsequent funding for the project(s).

- (f) If the district submits Form SAB 50-04 within 180 calendar days of the OPSC notification of approval of financial hardship and the project(s) has been included on the "Unfunded List (Lack of AB 55 Loans)" for more than 180 calendar days as a result of the State of California's inability to provide interim financing from the Pooled Money Investment Account (AB 55 loans), the Board may suspend the unfunded review requirement as defined in Regulation Section 1859.81(e). Projects added to any other unfunded list shall be subject to the review detailed in Regulation Section 1859.81(e). Regulation Section 1859.81(f) shall become inoperative July 1, 2011.
- (g) A project added to an unfunded list on or after July 1, 2011 will be subject to the review detailed in section (e)(3). For projects added to an unfunded list between February 25, 2009 and June 30, 2011, only the district's financial records on or after July 1, 2011 will be considered in calculating any adjustment to the district's matching share.
- (h) On or after September 22, 2017, a district may submit a request for funding in advance of obtaining a determination of Financial Hardship.
 - (1) To be considered for Financial Hardship, the district must check the box on the Form SAB 50-04 requesting Financial Hardship pursuant to this subsection when submitting a request for funding.
 - (2) Prior to processing an application OPSC will notify the district in writing to submit the necessary documentation for a Financial Hardship analysis pursuant to (a), (b), (c) and (d). OPSC will not accept any documents for a Financial Hardship analysis in advance of the notification. Failure to submit the requested documentation within 60 calendar days of OPSC's notification will result in either a. or b.:
 - a. District may amend their Form SAB 50-04 to exclude the request for Financial Hardship determination.
 - b. OPSC will return the request for funding and related materials to the district.
 - (3) Upon notification of Financial Hardship approval, any Form SAB 50-04 processed within 180 calendar days of the approval date will be included in the approval.
 - (4) For any Form SAB 50-04 processed more than 180 calendar days after the date of the Financial Hardship approval the district shall re-qualify for Financial Hardship status.

Note: Authority cited: Sections 17070.35, 17075.15, 17078.72 and 17592.73, Education Code.

Reference: Sections 17071.75, 17075.10, 17075.15, and 17079.20, Education Code.