

State Allocation Board Agenda



Lisa Silverman, Executive Officer
Office of Public School Construction
707 Third Street
West Sacramento, CA 95605

Public Meeting
Wednesday, August 28, 2019
State Capitol, Room 444*
Sacramento, CA 95814
4:00 p.m.*

General Information
(916) 376-1771

For further information please contact your Project Manager.

*Meeting room and time subject to change.

A copy of the 10-Day Notice can be found on the [OPSC website](#).

August 28, 2019
Agenda

<u>TAB</u>	<u>SUBJECT</u>	<u>PRESENTER</u>	<u>PAGE</u>
	Call Meeting to Order	Chair	
	Roll Call	Secretary	
	Table of Contents		i - ii
1	Alphabetical Listing		iii - v
2	Minutes of June 26, 2019		1 - 10
3	Executive Officer Statement		11 - 12
4	<u>CONSENT AGENDA</u>		
	<u>SCHOOL FACILITY PROGRAM</u>		
	Resolution		13
	Eligibility Establishments/Eligibility Adjustment Approvals		14 - 25
	Unfunded Approvals		26 - 98
	Amended Unfunded Approvals		99 - 103
	Career Technical Education Facilities Program Unfunded Approval		104 - 111
	Charter School Request to Hold Title to Project Facilities		112 - 115
	Substantial Progress Reduction to Costs Incurred		116 - 117
	Facility Hardship/Rehabilitation Program		118 - 133
	<u>OTHER PROGRAMS</u>		
	Exemption for Independent Study Facilities		134 - 136

NEXT MONTHLY STATE ALLOCATION BOARD MEETING – SEPTEMBER 25, 2019

August 28, 2019

Agenda

<u>TAB</u>	<u>SUBJECT</u>	<u>PAGE</u>
5	FINANCIAL REPORTS	137 - 157
6	<p><u>APPEAL ITEMS</u></p> <p>SOLANO COUNTY OFFICE OF EDUCATION/SOLANO 50/10488-00-032 AND 57/10488-00-027</p> <p>To present the Solano County Office of Education's request for the following:</p> <ul style="list-style-type: none"> • Reinstatement of the unfunded approvals for two School Facility Program projects that were rescinded due to non-participation in the priority funding rounds; and • Allow a change in scope to ensure these projects can be completed within the approved state grants. 	158 - 182
7	<p><u>ACTION ITEMS</u></p> <p>CAREER TECHNICAL EDUCATION FACILITIES PROGRAM</p> <p>To seek State Allocation Board direction regarding potential regulatory changes to alter the funding order of the Career Technical Education Facilities Program applications.</p>	183 – 195a
8	<p><u>REPORTS, DISCUSSION, AND INFORMATION ITEMS</u></p> <p>State Allocation Board Three-Month Projected Workload</p> <p>Dates for Remaining 2019 State Allocation Board Meetings</p> <p>School Facility Program Unfunded List (Reg. Section 1859.95)</p> <p>School Facility Program Workload List</p> <p>Full-Day Kindergarten Facilities Grant Workload List</p> <p>School Facility Program Acknowledged List (Reg. Section 1859.95.1)</p> <p>School Facility Program Financial Hardship Reg. Section 1859.81</p>	<p>196 - 197</p> <p>198</p> <p>199 - 204</p> <p>205 - 240</p> <p>241 - 245</p> <p>246 - 254</p> <p>255 - 258</p>

August 28, 2019

Alphabetical Listing

School District	County	Category	Page No.
ALISAL UNION	MONTEREY	SFP - New Construction	Consent 26
ALISAL UNION	MONTEREY	SFP - Modernization	Consent 17
ANAHEIM UNION HIGH	ORANGE	SFP - Career Tech	Consent 104
ATWATER ELEMENTARY	MERCED	SFP - New Construction	Consent 17
ATWATER ELEMENTARY	MERCED	SFP - New Construction	Consent 26
ATWATER ELEMENTARY	MERCED	SFP - New Construction	Consent 26
AZUSA UNIFIED	LOS ANGELES	SFP - Modernization	Consent 17
AZUSA UNIFIED	LOS ANGELES	SFP - Modernization	Consent 26
AZUSA UNIFIED	LOS ANGELES	SFP - Modernization	Consent 26
BAKERSFIELD CITY ELEMENTARY	KERN	SFP - New Construction	Consent 17
BAKERSFIELD CITY ELEMENTARY	KERN	SFP - New Construction	Consent 26
BONSALL UNIFIED	SAN DIEGO	SFP - New Construction	Consent14/17
BONSALL UNIFIED	SAN DIEGO	SFP - New Construction	Consent 26
BRAWLEY UNION HIGH	IMPERIAL	SFP - New Construction	Consent 17
CHAFFEY JOINT UNION HIGH	SAN BERNARDINO	SFP - New Construction	Consent 26
CLAY JOINT ELEMENTARY	FRESNO	SFP - Modernization	Consent 26
CLOVIS UNIFIED	FRESNO	SFP - New Construction	Consent 99
CLOVIS UNIFIED	FRESNO	SFP - Modernization	Consent 17
CLOVIS UNIFIED	FRESNO	SFP - Modernization	Consent 26
CLOVIS UNIFIED	FRESNO	SFP - Modernization	Consent 26
CLOVIS UNIFIED	FRESNO	SFP - Modernization	Consent 26
CORCORAN JOINT UNIFIED	KINGS	SFP - Modernization	Consent 17
CUTLER-OROSI JOINT UNIFIED	TULARE	SFP - New Construction	Consent 17
DINUBA UNIFIED	TULARE	SFP - Modernization	Consent 26
DIXIE ELEMENTARY	MARIN	SFP - New Construction	Consent 17
DOWNEY UNIFIED	LOS ANGELES	SFP - New Construction	Consent 26
DOWNEY UNIFIED	LOS ANGELES	SFP - Modernization	Consent 17
DOWNEY UNIFIED	LOS ANGELES	SFP - Modernization	Consent 26
DOWNEY UNIFIED	LOS ANGELES	SFP - Modernization	Consent 26
EDISON ELEMENTARY	KERN	SFP - New Construction	Consent 17
ELK GROVE UNIFIED	SACRAMENTO	SFP - New Construction	Consent 100
ELK GROVE UNIFIED	SACRAMENTO	SFP - New Construction	Consent 26
FAIRFIELD-SUISUN UNIFIED	SOLANO	SFP - New Construction	Consent 17
FAIRFIELD-SUISUN UNIFIED	SOLANO	SFP - New Construction	Consent 26
FRESNO UNIFIED	FRESNO	SFP - New Construction	Consent 17
FRESNO UNIFIED	FRESNO	SFP - New Construction	Consent 26
FRESNO UNIFIED	FRESNO	Continued Use	Consent 134
GARDEN GROVE UNIFIED	ORANGE	SFP - Modernization	Consent 17
GARDEN GROVE UNIFIED	ORANGE	SFP - Modernization	Consent 26
GUADALUPE UNION ELEMENTARY	SANTA BARBARA	SFP - New Construction	Consent 17
IRVINE UNIFIED	ORANGE	SFP - New Construction	Consent 17
IRVINE UNIFIED	ORANGE	SFP - New Construction	Consent 101
IRVINE UNIFIED	ORANGE	SFP - New Construction	Consent 26
IRVINE UNIFIED	ORANGE	SFP - New Construction	Consent 26
IRVINE UNIFIED	ORANGE	SFP - New Construction	Consent 26
ISLAND UNION ELEMENTARY	KINGS	SFP - New Construction	Consent 26
JURUPA UNIFIED	RIVERSIDE	SFP - Modernization	Consent 26
KENTFIELD ELEMENTARY	MARIN	SFP - New Construction	Consent14/17
LAMONT ELEMENTARY	KERN	SFP - New Construction	Consent 17
LAYTONVILLE UNIFIED	MENDOCINO	SFP - Modernization	Consent 17
LINDSAY UNIFIED	TULARE	SFP - New Construction	Consent 17

August 28, 2019

Alphabetical Listing

School District	County	Category	Page No.
LONG BEACH UNIFIED	LOS ANGELES	SFP - Modernization	Consent14/17
LOS ANGELES UNIFIED	LOS ANGELES	SFP - Charter Schools	Consent 112
MAPLE ELEMENTARY	KERN	SFP - Modernization	Consent 116
MERCED COUNTY OFFICE OF EDUCATION	MERCED	SFP - New Construction	Consent 17
MONTEREY COUNTY OFFICE OF EDUCATION	MONTEREY	SFP - New Construction	Consent 102
NATOMAS UNIFIED	SACRAMENTO	SFP - New Construction	Consent 26
NATOMAS UNIFIED	SACRAMENTO	SFP - Modernization	Consent14/17
NATOMAS UNIFIED	SACRAMENTO	SFP - Modernization	Consent 26
NEWHALL ELEMENTARY	LOS ANGELES	SFP - Modernization	Consent 26
OAKLAND UNIFIED	ALAMEDA	SFP - Modernization	Consent14/17
ONTARIO-MONTCLAIR	SAN BERNARDINO	SFP - Modernization	Consent 118
ONTARIO-MONTCLAIR	SAN BERNARDINO	SFP - Modernization	Consent 122
PALM SPRINGS UNIFIED	RIVERSIDE	SFP - New Construction	Consent 26
PALM SPRINGS UNIFIED	RIVERSIDE	SFP - New Construction	Consent 26
PALM SPRINGS UNIFIED	RIVERSIDE	SFP - New Construction	Consent 26
PALM SPRINGS UNIFIED	RIVERSIDE	SFP - New Construction	Consent 26
PALM SPRINGS UNIFIED	RIVERSIDE	SFP - New Construction	Consent 26
PALM SPRINGS UNIFIED	RIVERSIDE	SFP - New Construction	Consent 26
PALM SPRINGS UNIFIED	RIVERSIDE	SFP - New Construction	Consent 26
PALM SPRINGS UNIFIED	RIVERSIDE	SFP - New Construction	Consent 26
PANAMA-BUENA VISTA UNION	KERN	SFP - Modernization	Consent 17
PERRIS ELEMENTARY	RIVERSIDE	SFP - New Construction	Consent 17
PERRIS ELEMENTARY	RIVERSIDE	SFP - New Construction	Consent 26
PIXLEY UNION ELEMENTARY	TULARE	SFP - New Construction	Consent 17
POMONA UNIFIED	LOS ANGELES	SFP - Modernization	Consent 26
POMONA UNIFIED	LOS ANGELES	SFP - Modernization	Consent 26
PORTERVILLE UNIFIED	TULARE	SFP - New Construction	Consent 17
REDONDO BEACH UNIFIED	LOS ANGELES	SFP - Modernization	Consent 26
REDONDO BEACH UNIFIED	LOS ANGELES	SFP - Modernization	Consent 26
REDONDO BEACH UNIFIED	LOS ANGELES	SFP - Modernization	Consent 26
SAN FRANCISCO UNIFIED	SAN FRANCISCO	SFP - Modernization	Consent 26
SAN FRANCISCO UNIFIED	SAN FRANCISCO	SFP - Modernization	Consent 26
SAN JUAN UNIFIED	SACRAMENTO	SFP - Modernization	Consent 26
SAN RAMON VALLEY UNIFIED	CONTRA COSTA	SFP - New Construction	Consent 17
SAN RAMON VALLEY UNIFIED	CONTRA COSTA	SFP - New Construction	Consent 26
SAN RAMON VALLEY UNIFIED	CONTRA COSTA	SFP - New Construction	Consent 26
SANGER UNIFIED	FRESNO	SFP - New Construction	Consent 26
SANTA RITA UNION ELEMENTARY	MONTEREY	SFP - New Construction	Consent 17
SANTA RITA UNION ELEMENTARY	MONTEREY	SFP - New Construction	Consent 26
SANTA RITA UNION ELEMENTARY	MONTEREY	SFP - New Construction	Consent 26
SCOTT VALLEY UNIFIED	SISKIYOU	SFP - Modernization	Consent 26
SCOTT VALLEY UNIFIED	SISKIYOU	SFP - Modernization	Consent 26
SCOTT VALLEY UNIFIED	SISKIYOU	SFP - Modernization	Consent 26
SEBASTOPOL UNION ELEMENTARY	SONOMA	SFP - Modernization	Consent 126
SEQUOIA UNION HIGH	SAN MATEO	SFP - New Construction	Consent 26
SEQUOIA UNION HIGH	SAN MATEO	SFP - New Construction	Consent 26
SEQUOIA UNION HIGH	SAN MATEO	SFP - New Construction	Consent 26
SEQUOIA UNION HIGH	SAN MATEO	SFP - New Construction	Consent 26
SEQUOIA UNION HIGH	SAN MATEO	SFP - Modernization	Consent 26
SHILOH ELEMENTARY	STANISLAUS	SFP - New Construction	Consent 103
SOUTH BAY UNION ELEMENTARY	HUMBOLDT	SFP - New Construction	Consent 14
STOCKTON UNIFIED	SAN JOAQUIN	SFP - Modernization	Consent 26

August 28, 2019

Alphabetical Listing

School District	County	Category	Page No.
STOCKTON UNIFIED	SAN JOAQUIN	SFP - Modernization	Consent 26
TEMECULA VALLEY UNIFIED	RIVERSIDE	SFP - Modernization	Consent 26
TEMECULA VALLEY UNIFIED	RIVERSIDE	SFP - Modernization	Consent 26
TEMECULA VALLEY UNIFIED	RIVERSIDE	SFP - Modernization	Consent 26
TEMPLE CITY UNIFIED	LOS ANGELES	SFP - New Construction	Consent 26
TEMPLE CITY UNIFIED	LOS ANGELES	SFP - Modernization	Consent 26
TEMPLETON UNIFIED	SAN LUIS OBISPO	SFP - Modernization	Consent 130
TRAVER JOINT ELEMENTARY	TULARE	SFP - New Construction	Consent 17
TULARE CITY ELEMENTARY	TULARE	SFP - Modernization	Consent 26
TULARE JOINT UNION HIGH	TULARE	SFP - Modernization	Consent 17
TULARE JOINT UNION HIGH	TULARE	SFP - Modernization	Consent 26
VISALIA UNIFIED	TULARE	SFP - New Construction	Consent 17
VISALIA UNIFIED	TULARE	SFP - New Construction	Consent 26
WASHINGTON COLONY ELEMENTARY	FRESNO	SFP - New Construction	Consent 17
WEST CONTRA COSTA UNIFIED	CONTRA COSTA	SFP - Modernization	Consent 26
WEST PARK ELEMENTARY	FRESNO	SFP - New Construction	Consent 17
WILLIAM S. HART UNION HIGH	LOS ANGELES	SFP - New Construction	Consent 17
WILLIAM S. HART UNION HIGH	LOS ANGELES	SFP - New Construction	Consent 26
WILLIAM S. HART UNION HIGH	LOS ANGELES	SFP - Modernization	Consent 17
WILLIAM S. HART UNION HIGH	LOS ANGELES	SFP - Modernization	Consent 26
WILLOWS UNIFIED	GLENN	SFP - New Construction	Consent 14
WINTERS JOINT UNIFIED	YOLO	SFP - Modernization	Consent 17

OPSC PROGRAM CODES

SCHOOL FACILITY PROGRAM (SFP)

- 50 – NEW CONSTRUCTION
- 51 – FACILITY HARDSHIP NEW CONSTRUCTION
- 52 – SFP JOINT-USE
- 53 – CRITICALLY OVERCROWDED SCHOOLS
- 54 – CHARTER SCHOOL FACILITIES PROGRAM
- 55 – CAREER TECH NEW CONSTRUCTION
- 56 – OVERCROWDING RELIEF GRANT PROGRAM
- 57 – MODERNIZATION
- 58 – FACILITY HARDSHIP MODERNIZATION
- 59 – CAREER TECH MODERNIZATION

OTHER PROGRAMS

- 25 – STATE RELOCATABLE CLASSROOM PROGRAM
- 34 – AIR CONDITIONING AND/OR INSULATION PROGRAM
- 40 – DEFERRED MAINTENANCE PROGRAM
- 61 – EMERGENCY REPAIR PROGRAM
- 70 – FULL-DAY KINDERGARTEN FACILITIES GRANT PROGRAM NEW
CONSTRUCTION
- 71 – FULL-DAY KINDERGARTEN FACILITIES GRANT PROGRAM RETROFIT

MINUTES
State Allocation Board
June 26, 2019

Upon notice duly given, the meeting of the State Allocation Board (SAB) was held at the State Capitol, Room 444, in Sacramento, California on June 26, 2019 at 4:00 p.m.

Members of the SAB present were as follows:

- Gayle Miller, Chief Deputy Director, Policy, Department of Finance, designated representative for Keely Bosler, Director, Department of Finance
- Daniel Kim, Director, Department of General Services
- Juan Mireles, Director, School Facilities and Transportation Services Division, California Department of Education (CDE), designated representative for Tony Thurmond, Superintendent of Public Instruction
- Cesar Diaz, appointee of Edmund G. Brown, Jr., former Governor of the State of California
- Senator Scott Wilk
- Senator Connie Leyva
- Senator Richard Roth
- Assembly Member Adrin Nazarian
- Assembly Member Patrick O'Donnell
- Assembly Member Jordan Cunningham

Representative of the SAB was as follows:

Lisa Silverman, Executive Officer

Representatives of the Department of General Services, Office of Public School Construction (OPSC), were as follows:

Lisa Silverman, Executive Officer
 Barbara Kampmeinert, Deputy Executive Officer

Representative of the Department of General Services, Office of Legal Services, was as follows:

Thomas Patton, Assistant Chief Counsel

With a quorum present, Ms. Miller, Chair, called the meeting to order at 4:07 p.m. The Chair introduced and welcomed Assembly Member Jordan Cunningham to the SAB.

PRIOR MINUTES

A motion was made to approve the May 22, 2019 SAB Minutes. The Chair called for a roll-call vote and the motion carried per the following votes:

MEMBER	AYE	NAY	ABSTAIN	ABSENT
Senator Wilk	X			
Senator Leyva	X			
Senator Roth	X			
Assembly Member Nazarian	X			
Assembly Member O'Donnell	X			
Assembly Member Cunningham	X			
Juan Mireles	X			
Cesar Diaz (Governor's Appointee)	X			
Daniel Kim	X			
Gayle Miller	X			
Total	10			

Motion:

Carried X
 Failed

EXECUTIVE OFFICER'S STATEMENT

The Executive Officer informed the SAB of the following:

Full-Day Kindergarten Facilities Grant Program

There were 12 projects funded under the Full-Day Kindergarten Facilities Grant Program item totaling \$37.5 million in Apportionments for the Program's first funding cycle. There were 261 applications received by OPSC which represented 72 school districts requesting approximately \$324 million for the first funding cycle.

The second filing round for the Full-Day Kindergarten Facilities Grant Program closed May 30, 2019. There is \$60 million available for the second round to allocate to qualifying projects. OPSC received 349 applications which represents 98 school districts totaling approximately \$431.9 million (including \$88.6 million in Financial Hardship requests).

Priority Funding Apportionments

At its meeting on April 24, 2019, the SAB approved \$221.9 million in priority funding apportionments for 108 projects representing 54 school districts. Of the 108 projects, 88 projects were required to submit a valid *Fund Release Authorization* (Form SAB 50-05). There were nine Career Technical Education Facilities Program projects approved as a reservation of funds. These school districts have 12 months from the date of Apportionment to submit the required CDE and/or Division of State Architect plan approvals to OPSC. As of June 7, 2019, 36 of the 88 projects submitted the Form SAB 50-05 for a total of \$109.98 million.

Current Priority Funding Filing Round

The current priority funding filing period began May 8, 2019 and will close June 6, 2019. OPSC received valid requests from 109 applicants for 196 unique projects totaling \$777.4 million. Priority funding requests are valid from July 1, 2019 through December 31, 2019. School districts are reminded that the requirements for participation in the Priority Funding Process are in effect.

Career Technical Education Facilities Program Stakeholder Meeting

OPSC tentatively scheduled a Career Technical Education Facilities Program stakeholder meeting for Wednesday, July 24, 2019 from 1:00 – 3:00 p.m. at the State Capitol, Room 4202. The purpose of the meeting is to review the current funding order and discuss options for changing the funding order for future filing rounds.

Next SAB Meeting

The SAB and stakeholders were reminded that the next SAB meeting scheduled would be for Wednesday, August 28, 2019 at 4:00 p.m.

CONSENT ITEMS

A motion was made to approve the Consent calendar as presented. The Chair called for a roll-call vote and the motion carried per the following votes:

MEMBER	AYE	NAY	ABSTAIN	ABSENT
Senator Wilk	X			
Senator Leyva	X			
Senator Roth	X			
Assembly Member Nazarian	X			
Assembly Member O'Donnell	X			
Assembly Member Cunningham			X	
Juan Mireles	X			
Cesar Diaz (Governor's Appointee)	X			
Daniel Kim	X			
Gayle Miller	X			
Total	9		1	

Motion:

Carried X
 Failed

FINANCIAL REPORTS

Status of Fund Releases

The SAB accepted the Status of Fund Releases report as presented.

Status of Funds

The SAB accepted the Status of Funds report as presented.

APPEAL ITEMS

Farmersville Unified/Tulare 50/75325-00-005

The SAB did not make a motion; therefore, staff's administrative action stands and the appeal is considered closed.

San Bernardino City Unified/San Bernardino 56/67876-00-001

The SAB did not make a motion; therefore, staff's administrative action stands and the appeal is considered closed.

Biggs Unified/Butte 57/61408-00-001, 002, 003 and 004

A motion was made to approve Option #1, which granted the District's appeal and approved the District's request for Financial Hardship status based on "other evidence." The motion also included providing Unfunded Approvals for the four applications for a total of \$8,765,926, as shown on Attachments F1, F2, F3 and F4. The Chair called for a roll-call vote and the motion carried per the following votes:

MEMBER	AYE	NAY	ABSTAIN	ABSENT
Senator Wilk	X			
Senator Leyva	X			
Senator Roth	X			
Assembly Member Nazarian			X	
Assembly Member O'Donnell	X			
Assembly Member Cunningham	X			
Juan Mireles	X			
Cesar Diaz (Governor's Appointee)	X			
Daniel Kim		X		
Gayle Miller			X	
Total	7	1	2	

Motion:

Carried X

Failed

ACTION ITEMS

Administrative Costs of the School Facility Program

A motion was made to approve the staff's recommendation, which would approve the reservation of bond authority in the amount of \$39,673764 for FY 2020/2021 through 2022/2023 for the administrative costs of OPSC, CDE, and the State Controller's Office as reflected in tables on page 263 of the item, plus \$4,347750 (New Construction = \$1,863,321; Modernization = \$186,321; Career Technical Education = \$310,554; and Charter = \$310,554) for the FY 2019/2020 shortfall and reflect the reservation in the August 2019 Status of Funds report.

ACTION ITEMS (cont.)

Administrative Costs of the School Facility Program (cont.)

The Chair called for a roll-call vote and the motion carried per the following votes:

MEMBER	AYE	NAY	ABSTAIN	ABSENT
Senator Wilk	X			
Senator Leyva	X			
Senator Roth	X			
Assembly Member Nazarian	X			
Assembly Member O'Donnell	X			
Assembly Member Cunningham				X
Juan Mireles	X			
Cesar Diaz (Governor's Appointee)	X			
Daniel Kim	X			
Gayle Miller	X			
Total	9			1

Motion:

Carried X
Failed

Career Technical Education Facilities Program Additional Funding Cycle(s)

A motion was made to approve the staff's recommendation, which would 1) allocate the remaining approximately \$250 million in Career Technical Education Facilities Program (CTEFP) funds to fund eligible projects received in the sixth CTEFP funding cycle; and 2) declare that the applications remaining in the sixth funding cycle be retained through December 2021 to enable the SAB to continue awarding unfunded CTEFP projects, provided additional bond authority returns. Any applications that do not receive an unfunded CTEFP approval by December 31, 2021 will be returned without further SAB action. The Chair called for a roll-call vote and the motion carried per the following votes:

MEMBER	AYE	NAY	ABSTAIN	ABSENT
Senator Wilk	X			
Senator Leyva	X			
Senator Roth	X			
Assembly Member Nazarian	X			
Assembly Member O'Donnell	X			
Assembly Member Cunningham				X
Juan Mireles	X			
Cesar Diaz (Governor's Appointee)	X			
Daniel Kim	X			
Gayle Miller	X			
Total	9			1

Motion:

Carried X
Failed

REPORTS, DISCUSSION, AND INFORMATION ITEMS

The SAB acknowledged the following reports:

State Allocation Board Three-Month Projected Workload

State Allocation Board Meeting Dates for the 2019 Calendar Year

School Facility Program Unfunded List as of May 22, 2019

School Facility Program Workload List of Applications Received Through May 31, 2019

School Facility Program Applications Received Beyond Bond Authority List as of May 31, 2019

MISCELLANEOUS

The SAB received public comments from members of the audience regarding additional funding cycles for the CTEFP. The commenters were happy with the SAB's decision to allocate funding to eligible CTEFP projects from the sixth funding cycle with the remaining \$250 million. They indicated that they looked forward to OPSC's stakeholder meeting on July 24, 2019 to discuss the CTEFP funding model.

ADJOURNMENT

There being no further business to come before the SAB, the Chair adjourned the meeting at 5:38 p.m.

A handwritten signature in black ink, appearing to read "Jack Silverman". The signature is written in a cursive, flowing style.

ATTACHMENT A
Approved Consent Items on 6/26/2019

Program	Application Number	District	County
SFP - Career Tech	59/64444-00-002	CULVER CITY UNIFIED	LOS ANGELES
SFP - Career Tech	55/64733-00-026	LOS ANGELES UNIFIED	LOS ANGELES
SFP - Charter Schools	54/69369-00-002	ALUM ROCK UNION ELEMENTARY	SANTA CLARA
SFP - Charter Schools	54/67199-00-001	PERRIS ELEMENTARY	RIVERSIDE
SFP - Charter Schools	54/67199-00-002	PERRIS ELEMENTARY	RIVERSIDE
SFP - Modernization	57/65961-00-006	ALISAL UNION	MONTEREY
SFP - Modernization	57/65961-00-007	ALISAL UNION	MONTEREY
SFP - Modernization	57/65961-00-008	ALISAL UNION	MONTEREY
SFP - Modernization	57/61648-00-012	ANTIOCH UNIFIED	CONTRA COSTA
SFP - Modernization	57/64279-00-000	AZUSA UNIFIED	LOS ANGELES
SFP - Modernization	57/67645-00-005	CENTRAL ELEMENTARY	SAN BERNARDINO
SFP - Modernization	57/61424-00-005	CHICO UNIFIED	BUTTE
SFP - Modernization	57/62109-00-000	CLAY JOINT ELEMENTARY	FRESNO
SFP - Modernization	57/64444-00-013	CULVER CITY UNIFIED	LOS ANGELES
SFP - Modernization	57/67314-00-000	ELK GROVE UNIFIED	SACRAMENTO
SFP - Modernization	57/68130-00-023	GROSSMONT UNION HIGH	SAN DIEGO
SFP - Modernization	57/68130-00-024	GROSSMONT UNION HIGH	SAN DIEGO
SFP - Modernization	57/69757-00-001	HAPPY VALLEY ELEMENTARY	SANTA CRUZ
SFP - Modernization	57/67090-00-000	JURUPA UNIFIED	RIVERSIDE
SFP - Modernization	58/74746-00-000	LEWISTON ELEMENTARY	TRINITY
SFP - Modernization	57/73601-00-003	NEWMAN-CROWS LANDING UNIFIED	STANISLAUS
SFP - Modernization	57/73601-00-000	NEWMAN-CROWS LANDING UNIFIED	STANISLAUS
SFP - Modernization	57/72017-00-003	OAK VALLEY UNION ELEMENTARY	TULARE
SFP - Modernization	57/72538-00-000	OXNARD ELEMENTARY	VENTURA
SFP - Modernization	57/66647-00-037	PLACENTIA-YORBA LINDA UNIFIED	ORANGE
SFP - Modernization	57/66647-00-000	PLACENTIA-YORBA LINDA UNIFIED	ORANGE
SFP - Modernization	57/64907-00-028	POMONA UNIFIED	LOS ANGELES
SFP - Modernization	57/75341-00-000	REDONDO BEACH UNIFIED	LOS ANGELES
SFP - Modernization	57/73932-00-000	REEF-SUNSET UNIFIED	KINGS
SFP - Modernization	57/73635-00-035	SADDLEBACK VALLEY UNIFIED	ORANGE
SFP - Modernization	57/73635-00-000	SADDLEBACK VALLEY UNIFIED	ORANGE
SFP - Modernization	57/68478-00-000	SAN FRANCISCO UNIFIED	SAN FRANCISCO
SFP - Modernization	57/67447-00-059	SAN JUAN UNIFIED	SACRAMENTO
SFP - Modernization	57/61804-00-023	SAN RAMON VALLEY UNIFIED	CONTRA COSTA
SFP - Modernization	57/62414-00-015	SANGER UNIFIED	FRESNO
SFP - Modernization	57/62414-00-016	SANGER UNIFIED	FRESNO
SFP - Modernization	57/76786-00-008	SANTA BARBARA UNIFIED	SANTA BARBARA
SFP - Modernization	57/76455-00-000	SCOTT VALLEY UNIFIED	SISKIYOU
SFP - Modernization	57/68676-00-000	STOCKTON UNIFIED	SAN JOAQUIN
SFP - Modernization	57/75192-00-000	TEMECULA VALLEY UNIFIED	RIVERSIDE
SFP - Modernization	57/72215-00-002	TIPTON ELEMENTARY	TULARE
SFP - Modernization	57/72215-00-000	TIPTON ELEMENTARY	TULARE
SFP - Modernization	57/72231-00-000	TULARE CITY ELEMENTARY	TULARE
SFP - Modernization	57/10561-00-005	VENTURA COUNTY OFFICE OF EDUCATION	VENTURA
SFP - New Construction	50/71472-00-000	ANTELOPE ELEMENTARY	TEHAMA
SFP - New Construction	50/63321-00-000	BAKERSFIELD CITY ELEMENTARY	KERN
SFP - New Construction	50/75598-00-000	CARUTHERS UNIFIED	FRESNO
SFP - New Construction	50/61424-00-000	CHICO UNIFIED	BUTTE
SFP - New Construction	50/61424-00-005	CHICO UNIFIED	BUTTE
SFP - New Construction	50/61424-00-006	CHICO UNIFIED	BUTTE
SFP - New Construction	50/61424-00-004	CHICO UNIFIED	BUTTE
SFP - New Construction	50/62109-00-000	CLAY JOINT ELEMENTARY	FRESNO
SFP - New Construction	50/71860-00-000	CUTLER-OROSI JOINT UNIFIED	TULARE
SFP - New Construction	50/63438-00-000	EDISON ELEMENTARY	KERN
SFP - New Construction	50/67314-00-045	ELK GROVE UNIFIED	SACRAMENTO
SFP - New Construction	50/61176-00-007	FREMONT UNIFIED	ALAMEDA
SFP - New Construction	50/68130-12-009	GROSSMONT UNION HIGH	SAN DIEGO
SFP - New Construction	50/69203-00-000	GUADALUPE UNION ELEMENTARY	SANTA BARBARA
SFP - New Construction	50/75549-00-000	HUGHSON UNIFIED	STANISLAUS
SFP - New Construction	50/63560-00-000	LAMONT ELEMENTARY	KERN
SFP - New Construction	50/71993-00-000	LINDSAY UNIFIED	TULARE
SFP - New Construction	50/65755-00-009	LOS BANOS UNIFIED	MERCED
SFP - New Construction	50/65771-00-000	MERCED CITY ELEMENTARY	MERCED
SFP - New Construction	50/61259-50-002	OAKLAND UNIFIED	ALAMEDA
SFP - New Construction	50/10306-00-000	ORANGE COUNTY OFFICE OF EDUCATION	ORANGE
SFP - New Construction	50/10306-00-019	ORANGE COUNTY OFFICE OF EDUCATION	ORANGE
SFP - New Construction	50/67173-00-005	PALM SPRINGS UNIFIED	RIVERSIDE
SFP - New Construction	50/72041-00-000	PIXLEY UNION ELEMENTARY	TULARE
SFP - New Construction	50/65276-00-000	RAYMOND-KNOWLES UNION ELEMENTARY	MADERA
SFP - New Construction	50/75085-00-013	ROCKLIN UNIFIED	PLACER
SFP - New Construction	50/75085-00-000	ROCKLIN UNIFIED	PLACER
SFP - New Construction	50/66910-00-014	ROSEVILLE CITY ELEMENTARY	PLACER
SFP - New Construction	50/66910-00-000	ROSEVILLE CITY ELEMENTARY	PLACER
SFP - New Construction	50/66159-00-006	SALINAS UNION HIGH	MONTEREY
SFP - New Construction	50/66159-00-000	SALINAS UNION HIGH	MONTEREY

WITHDRAWN

ATTACHMENT A
Approved Consent Items on 6/26/2019

Program	Application Number	District	County
SFP - New Construction	50/73791-00-015	SAN MARCOS UNIFIED	SAN DIEGO
SFP - New Construction	50/62414-00-016	SANGER UNIFIED	FRESNO
SFP - New Construction	50/71274-00-001	SHILOH ELEMENTARY	STANISLAUS
SFP - New Construction	50/72173-00-006	SUNDALE UNION ELEMENTARY	TULARE
SFP - New Construction	50/72173-00-000	SUNDALE UNION ELEMENTARY	TULARE
SFP - New Construction	50/72223-00-000	TRAVER JOINT ELEMENTARY	TULARE
SFP - New Construction	50/10561-00-000	VENTURA COUNTY OFFICE OF EDUCATION	VENTURA
SFP - New Construction	50/10561-00-004	VENTURA COUNTY OFFICE OF EDUCATION	VENTURA
SFP - New Construction	50/62513-00-000	WASHINGTON COLONY ELEMENTARY	FRESNO
SFP - New Construction	50/71035-00-000	WRIGHT ELEMENTARY	SONOMA
Unused Sites	92/66761-00-000	ACKERMAN ELEMENTARY	PLACER
Unused Sites	92/67587-00-000	ADELANTO ELEMENTARY	SAN BERNARDINO
Unused Sites	92/71795-00-000	ALLENSWORTH ELEMENTARY	TULARE
Unused Sites	92/71803-00-000	ALPAUGH UNIFIED	TULARE
Unused Sites	92/61333-00-000	ALPINE COUNTY UNIFIED	ALPINE
Unused Sites	92/71811-00-000	ALTA VISTA ELEMENTARY	TULARE
Unused Sites	92/73981-00-000	AMADOR COUNTY UNIFIED	AMADOR
Unused Sites	92/71472-00-000	ANTELOPE ELEMENTARY	TEHAMA
Unused Sites	92/64246-00-000	ANTELOPE VALLEY UNION HIGH	LOS ANGELES
Unused Sites	92/61648-00-000	ANTIOCH UNIFIED	CONTRA COSTA
Unused Sites	92/75077-00-000	APPLE VALLEY UNIFIED	SAN BERNARDINO
Unused Sites	92/62679-00-000	ARCATA ELEMENTARY	HUMBOLDT
Unused Sites	92/65557-00-000	ARENA UNION ELEMENTARY	MENDOCINO
Unused Sites	92/63875-00-000	ARMONA UNION ELEMENTARY	KINGS
Unused Sites	92/65631-00-000	ATWATER ELEMENTARY	MERCED
Unused Sites	92/66787-00-000	AUBURN UNION ELEMENTARY	PLACER
Unused Sites	92/73858-00-000	BAKER VALLEY UNIFIED	SAN BERNARDINO
Unused Sites	92/63321-00-000	BAKERSFIELD CITY ELEMENTARY	KERN
Unused Sites	92/66985-00-000	BANNING UNIFIED	RIVERSIDE
Unused Sites	92/67611-00-000	BARSTOW UNIFIED	SAN BERNARDINO
Unused Sites	92/66993-00-000	BEAUMONT UNIFIED	RIVERSIDE
Unused Sites	92/70524-00-000	BENICIA UNIFIED	SOLANO
Unused Sites	92/69377-00-000	BERRYESSA UNION ELEMENTARY	SANTA CLARA
Unused Sites	92/67983-00-000	BORREGO SPRINGS UNIFIED	SAN DIEGO
Unused Sites	92/63073-00-000	BRAWLEY ELEMENTARY	IMPERIAL
Unused Sites	92/66449-00-000	BREA-OLINDA UNIFIED	ORANGE
Unused Sites	92/61655-00-000	BRENTWOOD UNION	CONTRA COSTA
Unused Sites	92/71357-00-000	BRITTAN ELEMENTARY	SUTTER
Unused Sites	92/61838-00-000	BUCKEYE UNION ELEMENTARY	EL DORADO
Unused Sites	92/71837-00-000	BURTON	TULARE
Unused Sites	92/67991-00-000	CAJON VALLEY UNION ELEMENTARY	SAN DIEGO
Unused Sites	92/61564-00-000	CALAVERAS UNIFIED	CALAVERAS
Unused Sites	92/63107-00-000	CALIPATRIA UNIFIED	IMPERIAL
Unused Sites	92/69385-00-000	CAMBRIAN	SANTA CLARA
Unused Sites	92/69393-00-000	CAMPBELL UNION ELEMENTARY	SANTA CLARA
Unused Sites	92/69401-00-000	CAMPBELL UNION HIGH	SANTA CLARA
Unused Sites	92/65987-00-000	CARMEL UNIFIED	MONTEREY
Unused Sites	92/69146-00-000	CARPINTERIA UNIFIED	SANTA BARBARA
Unused Sites	92/64345-00-000	CASTAIC UNION	LOS ANGELES
Unused Sites	92/73965-00-000	CENTRAL UNIFIED	FRESNO
Unused Sites	92/67652-00-000	CHAFFEY JOINT UNION HIGH	SAN BERNARDINO
Unused Sites	92/64378-00-000	CHARTER OAK UNIFIED	LOS ANGELES
Unused Sites	92/61424-00-000	CHICO UNIFIED	BUTTE
Unused Sites	92/62117-00-000	CLOVIS UNIFIED	FRESNO
Unused Sites	92/73676-00-000	COACHELLA VALLEY UNIFIED	RIVERSIDE
Unused Sites	92/66795-00-000	COLFAX ELEMENTARY	PLACER
Unused Sites	92/67686-00-000	COLTON JOINT UNIFIED	SAN BERNARDINO
Unused Sites	92/72348-00-000	COLUMBIA UNION ELEMENTARY	TUOLUMNE
Unused Sites	92/73437-00-000	COMPTON UNIFIED	LOS ANGELES
Unused Sites	92/73759-00-000	CONEJO VALLEY UNIFIED	VENTURA
Unused Sites	92/68031-00-000	CORONADO UNIFIED	SAN DIEGO
Unused Sites	92/67033-00-000	CORONA-NORCO UNIFIED	RIVERSIDE
Unused Sites	92/73882-00-000	COTATI-ROHNERT PARK UNIFIED	SONOMA
Unused Sites	92/64444-00-000	CULVER CITY UNIFIED	LOS ANGELES
Unused Sites	92/69419-00-000	CUPERTINO UNION	SANTA CLARA
Unused Sites	92/72355-00-000	CURTIS CREEK ELEMENTARY	TUOLUMNE
Unused Sites	92/75010-00-000	CUYAMA JOINT UNIFIED	SANTA BARBARA
Unused Sites	92/66480-00-000	CYPRESS ELEMENTARY	ORANGE
Unused Sites	92/72678-00-000	DAVIS JOINT UNIFIED	YOLO
Unused Sites	92/68049-00-000	DEHESA	SAN DIEGO
Unused Sites	92/61820-00-000	DEL NORTE COUNTY UNIFIED	DEL NORTE
Unused Sites	92/63412-00-000	DELANO JOINT UNION HIGH	KERN
Unused Sites	92/63404-00-000	DELANO UNION ELEMENTARY	KERN
Unused Sites	92/67058-00-000	DESERT SANDS UNIFIED	RIVERSIDE
Unused Sites	92/75531-00-000	DINUBA UNIFIED	TULARE

ATTACHMENT A
Approved Consent Items on 6/26/2019

Program	Application Number	District	County
Unused Sites	92/65318-00-000	DIXIE ELEMENTARY	MARIN
Unused Sites	92/66803-00-000	DRY CREEK JOINT ELEMENTARY	PLACER
Unused Sites	92/64477-00-000	EASTSIDE UNION	LOS ANGELES
Unused Sites	92/63438-00-000	EDISON ELEMENTARY	KERN
Unused Sites	92/10090-00-000	EL DORADO COUNTY OFFICE OF EDUCATION	EL DORADO
Unused Sites	92/64527-00-000	EL RANCHO UNIFIED	LOS ANGELES
Unused Sites	92/67314-00-000	ELK GROVE UNIFIED	SACRAMENTO
Unused Sites	92/72686-00-000	ESPARTO UNIFIED	YOLO
Unused Sites	92/75515-00-000	EUREKA CITY UNIFIED	HUMBOLDT
Unused Sites	92/71522-00-000	EVERGREEN UNION ELEMENTARY	TEHAMA
Unused Sites	92/70540-00-000	FAIRFIELD-SUISUN UNIFIED	SOLANO
Unused Sites	92/75325-00-000	FARMERSVILLE UNIFIED	TULARE
Unused Sites	92/67710-00-000	FONTANA UNIFIED	SAN BERNARDINO
Unused Sites	92/66837-00-000	FORESTHILL UNION ELEMENTARY	PLACER
Unused Sites	92/70292-00-000	FORKS OF SALMON ELEMENTARY	SISKIYOU
Unused Sites	92/69468-00-000	FREMONT UNION HIGH	SANTA CLARA
Unused Sites	92/62166-00-000	FRESNO UNIFIED	FRESNO
Unused Sites	92/67348-00-000	GALT JOINT UNION ELEMENTARY	SACRAMENTO
Unused Sites	92/67355-00-000	GALT JOINT UNION HIGH	SACRAMENTO
Unused Sites	92/75267-00-000	GATEWAY UNIFIED	SHASTA
Unused Sites	92/64568-00-000	GLENDALE UNIFIED	LOS ANGELES
Unused Sites	92/69195-00-000	GOLETA UNION ELEMENTARY	SANTA BARBARA
Unused Sites	92/75507-00-000	GRIDLEY UNIFIED	BUTTE
Unused Sites	92/69203-00-000	GUADALUPE UNION ELEMENTARY	SANTA BARBARA
Unused Sites	92/67082-00-000	HEMET UNIFIED	RIVERSIDE
Unused Sites	92/64600-00-000	HERMOSA BEACH CITY ELEMENTARY	LOS ANGELES
Unused Sites	92/75044-00-000	HESPERIA UNIFIED	SAN BERNARDINO
Unused Sites	92/71100-00-000	HICKMAN ELEMENTARY	STANISLAUS
Unused Sites	92/71944-00-000	HOPE ELEMENTARY	TULARE
Unused Sites	92/66530-00-000	HUNTINGTON BEACH CITY ELEMENTARY	ORANGE
Unused Sites	92/63164-00-000	IMPERIAL UNIFIED	IMPERIAL
Unused Sites	92/73650-00-000	IRVINE UNIFIED	ORANGE
Unused Sites	92/68924-00-000	JEFFERSON UNION HIGH	SAN MATEO
Unused Sites	92/67090-00-000	JURUPA UNIFIED	RIVERSIDE
Unused Sites	92/64014-00-000	KELSEYVILLE UNIFIED	LAKE
Unused Sites	92/64642-00-000	KEPPEL UNION ELEMENTARY	LOS ANGELES
Unused Sites	92/10157-00-000	KERN COUNTY OFFICE OF EDUCATION	KERN
Unused Sites	92/62265-00-000	KINGS CANYON JOINT UNIFIED	FRESNO
Unused Sites	92/64022-00-000	KONOCTI UNIFIED	LAKE
Unused Sites	92/64659-00-000	LA CANADA UNIFIED	LOS ANGELES
Unused Sites	92/75176-00-000	LAKE ELSINORE UNIFIED	RIVERSIDE
Unused Sites	92/64030-00-000	LAKEPORT UNIFIED	LAKE
Unused Sites	92/63552-00-000	LAKESIDE UNION	KERN
Unused Sites	92/64667-00-000	LANCASTER ELEMENTARY	LOS ANGELES
Unused Sites	92/65367-00-000	LARKSPUR-CORTE MADERA	MARIN
Unused Sites	92/68957-00-000	LAS LOMITAS ELEMENTARY	SAN MATEO
Unused Sites	92/61721-00-000	LIBERTY UNION HIGH	CONTRA COSTA
Unused Sites	92/68569-00-000	LINCOLN UNIFIED	SAN JOAQUIN
Unused Sites	92/64717-00-000	LITTLE LAKE CITY ELEMENTARY	LOS ANGELES
Unused Sites	92/68585-00-000	LODI UNIFIED	SAN JOAQUIN
Unused Sites	92/69229-00-000	LOMPOC UNIFIED	SANTA BARBARA
Unused Sites	92/63289-00-000	LONE PINE UNIFIED	INYO
Unused Sites	92/69518-00-000	LOS ALTOS ELEMENTARY	SANTA CLARA
Unused Sites	92/64733-00-000	LOS ANGELES UNIFIED	LOS ANGELES
Unused Sites	92/69534-00-000	LOS GATOS-SARATOGA JOINT UNION HIGH	SANTA CLARA
Unused Sites	92/64766-00-000	LOWELL JOINT ELEMENTARY	LOS ANGELES
Unused Sites	92/68759-00-000	LUCIA MAR UNIFIED	SAN LUIS OBISPO
Unused Sites	92/65243-00-000	MADERA UNIFIED	MADERA
Unused Sites	92/73692-00-000	MAMMOTH UNIFIED	MONO
Unused Sites	92/75333-00-000	MANHATTAN BEACH UNIFIED	LOS ANGELES
Unused Sites	92/68593-00-000	MANTECA UNIFIED	SAN JOAQUIN
Unused Sites	92/63628-00-000	MARICOPA UNIFIED	KERN
Unused Sites	92/65532-00-000	MARIPOSA COUNTY UNIFIED	MARIPOSA
Unused Sites	92/72736-00-000	MARYSVILLE JOINT UNIFIED	YUBA
Unused Sites	92/65763-00-000	MCSWAIN UNION ELEMENTARY	MERCED
Unused Sites	92/65581-00-000	MENDOCINO UNIFIED	MENDOCINO
Unused Sites	92/65771-00-000	MERCED CITY ELEMENTARY	MERCED
Unused Sites	92/65789-00-000	MERCED UNION HIGH	MERCED
Unused Sites	92/65391-00-000	MILL VALLEY ELEMENTARY	MARIN
Unused Sites	92/68973-00-000	MILLBRAE ELEMENTARY	SAN MATEO
Unused Sites	92/73387-00-000	MILPITAS UNIFIED	SANTA CLARA
Unused Sites	92/63677-00-000	MOJAVE UNIFIED	KERN
Unused Sites	92/66092-00-000	MONTEREY PENINSULA UNIFIED	MONTEREY
Unused Sites	92/69575-00-000	MORELAND ELEMENTARY	SANTA CLARA
Unused Sites	92/67124-00-000	MORENO VALLEY UNIFIED	RIVERSIDE

ATTACHMENT A
Approved Consent Items on 6/26/2019

Program	Application Number	District	County
Unused Sites	92/69583-00-000	MORGAN HILL UNIFIED	SANTA CLARA
Unused Sites	92/67777-00-000	MORONGO UNIFIED	SAN BERNARDINO
Unused Sites	92/69591-00-000	MOUNTAIN VIEW WHISMAN ELEMENTARY	SANTA CLARA
Unused Sites	92/61754-00-000	MT. DIABLO UNIFIED	CONTRA COSTA
Unused Sites	92/75283-00-000	NATOMAS UNIFIED	SACRAMENTO
Unused Sites	92/67801-00-000	NEEDLES UNIFIED	SAN BERNARDINO
Unused Sites	92/66340-00-000	NEVADA CITY	NEVADA
Unused Sites	92/66357-00-000	NEVADA JOINT UNION HIGH	NEVADA
Unused Sites	92/61242-00-000	NEW HAVEN UNIFIED	ALAMEDA
Unused Sites	92/63693-00-000	NORRIS	KERN
Unused Sites	92/73825-00-000	NORTH MONTEREY COUNTY UNIFIED	MONTEREY
Unused Sites	92/64840-00-000	NORWALK-LA MIRADA UNIFIED	LOS ANGELES
Unused Sites	92/69625-00-000	OAK GROVE ELEMENTARY	SANTA CLARA
Unused Sites	92/75564-00-000	OAKDALE JOINT UNIFIED	STANISLAUS
Unused Sites	92/61762-00-000	OAKLEY UNION ELEMENTARY	CONTRA COSTA
Unused Sites	92/66613-00-000	OCEAN VIEW ELEMENTARY	ORANGE
Unused Sites	92/66621-00-000	ORANGE UNIFIED	ORANGE
Unused Sites	92/72538-00-000	OXNARD ELEMENTARY	VENTURA
Unused Sites	92/70094-00-000	PACHECO UNION ELEMENTARY	SHASTA
Unused Sites	92/67173-00-000	PALM SPRINGS UNIFIED	RIVERSIDE
Unused Sites	92/64857-00-000	PALMDALE ELEMENTARY	LOS ANGELES
Unused Sites	92/69641-00-000	PALO ALTO UNIFIED	SANTA CLARA
Unused Sites	92/64865-00-000	PALOS VERDES PENINSULA UNIFIED	LOS ANGELES
Unused Sites	92/64881-00-000	PASADENA UNIFIED	LOS ANGELES
Unused Sites	92/75457-00-000	PASO ROBLES JOINT UNIFIED	SAN LUIS OBISPO
Unused Sites	92/71217-00-000	PATTERSON JOINT UNIFIED	STANISLAUS
Unused Sites	92/67207-00-000	PERRIS UNION HIGH	RIVERSIDE
Unused Sites	92/61788-00-000	PITTSBURG UNIFIED	CONTRA COSTA
Unused Sites	92/66886-00-000	PLACER HILLS UNION ELEMENTARY	PLACER
Unused Sites	92/66373-00-000	PLEASANT RIDGE UNION ELEMENTARY	NEVADA
Unused Sites	92/72553-00-000	PLEASANT VALLEY	VENTURA
Unused Sites	92/75101-00-000	PLEASANTON UNIFIED	ALAMEDA
Unused Sites	92/66969-00-000	PLUMAS UNIFIED	PLUMAS
Unused Sites	92/75523-00-000	PORTERVILLE UNIFIED	TULARE
Unused Sites	92/68296-00-000	POWAY UNIFIED	SAN DIEGO
Unused Sites	92/68312-00-000	RANCHO SANTA FE ELEMENTARY	SAN DIEGO
Unused Sites	92/68999-00-000	RAVENSWOOD CITY ELEMENTARY	SAN MATEO
Unused Sites	92/75341-00-000	REDONDO BEACH UNIFIED	LOS ANGELES
Unused Sites	92/73932-00-000	REEF-SUNSET UNIFIED	KINGS
Unused Sites	92/63578-00-000	RICHLAND UNION ELEMENTARY	KERN
Unused Sites	92/67868-00-000	RIM OF THE WORLD UNIFIED	SAN BERNARDINO
Unused Sites	92/75408-00-000	RIVERDALE JOINT UNIFIED	FRESNO
Unused Sites	92/67421-00-000	ROBLA ELEMENTARY	SACRAMENTO
Unused Sites	92/72090-00-000	ROCKFORD ELEMENTARY	TULARE
Unused Sites	92/67231-00-000	ROMOLAND ELEMENTARY	RIVERSIDE
Unused Sites	92/66928-00-000	ROSEVILLE JOINT UNION HIGH	PLACER
Unused Sites	92/75002-00-000	ROSS VALLEY	MARIN
Unused Sites	92/71266-00-000	SALIDA UNION	STANISLAUS
Unused Sites	92/67876-00-000	SAN BERNARDINO CITY UNIFIED	SAN BERNARDINO
Unused Sites	92/10363-00-000	SAN BERNARDINO COUNTY OFFICE OF EDUCATION	SAN BERNARDINO
Unused Sites	92/69013-00-000	SAN BRUNO PARK ELEMENTARY	SAN MATEO
Unused Sites	92/69021-00-000	SAN CARLOS ELEMENTARY	SAN MATEO
Unused Sites	92/68338-00-000	SAN DIEGO UNIFIED	SAN DIEGO
Unused Sites	92/68478-00-000	SAN FRANCISCO UNIFIED	SAN FRANCISCO
Unused Sites	92/67249-00-000	SAN JACINTO UNIFIED	RIVERSIDE
Unused Sites	92/69666-00-000	SAN JOSE UNIFIED	SANTA CLARA
Unused Sites	92/61309-00-000	SAN LORENZO UNIFIED	ALAMEDA
Unused Sites	92/66183-00-000	SAN LUCAS UNION ELEMENTARY	MONTEREY
Unused Sites	92/68809-00-000	SAN LUIS COASTAL UNIFIED	SAN LUIS OBISPO
Unused Sites	92/63214-00-000	SAN PASQUAL VALLEY UNIFIED	IMPERIAL
Unused Sites	92/65458-00-000	SAN RAFAEL CITY ELEMENTARY	MARIN
Unused Sites	92/66670-00-000	SANTA ANA UNIFIED	ORANGE
Unused Sites	92/76786-00-000	SANTA BARBARA UNIFIED	SANTA BARBARA
Unused Sites	92/69674-00-000	SANTA CLARA UNIFIED	SANTA CLARA
Unused Sites	92/69310-00-000	SANTA MARIA JOINT UNION HIGH	SANTA BARBARA
Unused Sites	92/69120-00-000	SANTA MARIA-BONITA	SANTA BARBARA
Unused Sites	92/64980-00-000	SANTA MONICA-MALIBU UNIFIED	LOS ANGELES
Unused Sites	92/70912-00-000	SANTA ROSA ELEMENTARY	SONOMA
Unused Sites	92/68361-00-000	SANTEE ELEMENTARY	SAN DIEGO
Unused Sites	92/73742-00-000	SIERRA SANDS UNIFIED	KERN
Unused Sites	92/75275-00-000	SIERRA UNIFIED	FRESNO
Unused Sites	92/72603-00-000	SIMI VALLEY UNIFIED	VENTURA
Unused Sites	92/73957-00-000	SNOWLINE JOINT UNIFIED	SAN BERNARDINO
Unused Sites	92/72389-00-000	SONORA UNION HIGH	TUOLUMNE
Unused Sites	92/65029-00-000	SOUTH PASADENA UNIFIED	LOS ANGELES

ATTACHMENT A
Approved Consent Items on 6/26/2019

Program	Application Number	District	County
Unused Sites	92/69070-00-000	SOUTH SAN FRANCISCO UNIFIED	SAN MATEO
Unused Sites	92/63776-00-000	SOUTHERN KERN UNIFIED	KERN
Unused Sites	92/73833-00-000	SOUTHERN TRINITY JOINT UNIFIED	TRINITY
Unused Sites	92/72132-00-000	SPRINGVILLE UNION ELEMENTARY	TULARE
Unused Sites	92/63792-00-000	STANDARD ELEMENTARY	KERN
Unused Sites	92/68676-00-000	STOCKTON UNIFIED	SAN JOAQUIN
Unused Sites	92/69690-00-000	SUNNYVALE ELEMENTARY	SANTA CLARA
Unused Sites	92/68411-00-000	SWEETWATER UNION HIGH	SAN DIEGO
Unused Sites	92/71290-00-000	SYLVAN UNION ELEMENTARY	STANISLAUS
Unused Sites	92/66944-00-000	TAHOE-TRUCKEE UNIFIED	PLACER
Unused Sites	92/65482-00-000	TAMALPAIS UNION HIGH	MARIN
Unused Sites	92/63826-00-000	TEHACHAPI UNIFIED	KERN
Unused Sites	92/75192-00-000	TEMECULA VALLEY UNIFIED	RIVERSIDE
Unused Sites	92/70565-00-000	TRAVIS UNIFIED	SOLANO
Unused Sites	92/72231-00-000	TULARE CITY ELEMENTARY	TULARE
Unused Sites	92/66415-00-000	TWIN RIDGES ELEMENTARY	NEVADA
Unused Sites	92/76505-00-000	TWIN RIVERS UNIFIED	SACRAMENTO
Unused Sites	92/69708-00-000	UNION ELEMENTARY	SANTA CLARA
Unused Sites	92/61580-00-000	VALLECITO UNION ELEMENTARY	CALAVERAS
Unused Sites	92/75614-00-000	VALLEY CENTER-PAUMA	SAN DIEGO
Unused Sites	92/72652-00-000	VENTURA UNIFIED	VENTURA
Unused Sites	92/67918-00-000	VICTOR ELEMENTARY	SAN BERNARDINO
Unused Sites	92/72256-00-000	VISALIA UNIFIED	TULARE
Unused Sites	92/69344-00-000	VISTA DEL MAR UNION ELEMENTARY	SANTA BARBARA
Unused Sites	92/63859-00-000	WASCO UNION HIGH	KERN
Unused Sites	92/76778-00-000	WASHINGTON UNIFIED	FRESNO
Unused Sites	92/72694-00-000	WASHINGTON UNIFIED	YOLO
Unused Sites	92/61796-00-000	WEST CONTRA COSTA UNIFIED	CONTRA COSTA
Unused Sites	92/65102-00-000	WESTSIDE UNION ELEMENTARY	LOS ANGELES
Unused Sites	92/64204-00-000	WESTWOOD UNIFIED	LASSEN
Unused Sites	92/72702-00-000	WINTERS JOINT UNIFIED	YOLO
Unused Sites	92/72710-00-000	WOODLAND JOINT UNIFIED	YOLO
Unused Sites	92/71035-00-000	WRIGHT ELEMENTARY	SONOMA
Unused Sites	92/71464-00-000	YUBA CITY UNIFIED	SUTTER

EXECUTIVE OFFICER STATEMENT
State Allocation Board Meeting, August 28, 2019

UPCOMING BOND SALE

There will be a General Obligation Bond sale next month. Staff anticipates receiving bond proceeds for the School Facility Program from this sale and will prepare Priority Funding Apportionments commensurate with the funds received, for presentation to the State Allocation Board (SAB) at the September 25, 2019 meeting.

CAREER TECHNICAL EDUCATION FACILITIES PROGRAM (CTEFP) STAKEHOLDER MEETINGS

The Office of Public School Construction (OPSC) recently held two CTEFP Stakeholder meetings to evaluate the program's funding order and to determine if regulation changes are necessary. Staff developed and presented multiple funding distribution scenarios to illustrate the impacts of any changes and solicited feedback at stakeholder meetings held in Sacramento and Long Beach on July 24 and August 14, 2019, respectively. The meetings focused on the current funding order and had discussed the impacts of changing the funding order for future filing rounds. The stakeholder input is included as part of the policy discussion on potential change(s) to the regulations.

SIXTH CTEFP FILING ROUND – NOW OPEN

The Sixth CTEFP Filing Round is now open!

OPSC and the California Department of Education (CDE) have coordinated the deadlines for the sixth filing round for CTEFP applications. CTE Grant Applications are due to CDE on or before **December 2, 2019**. The *Application for Career Technical Education Funding* (Form SAB 50-10) is due to OPSC on or before **April 6, 2020**.

For this round, CDE will be providing scores *on a flow basis*. In order to ensure that applicants can participate in the Priority Funding (PF) filing period which takes place from May 13, 2020 through June 11, 2020, OPSC highly encourages all applicants with projects with a score of 105, or higher, to submit the Form SAB 50-10 immediately upon receipt of the CDE's score letter for the project.

OPSC Online is available now for all applicants to complete the Form SAB 50-10. As soon as the score is known, it can then be entered into OPSC Online and the application can be electronically submitted to OPSC immediately.

Please note, if the SAB approves future regulatory amendments to the CTEFP funding order as a result of the Action item in today's agenda, the changes will be applicable to the sixth and future rounds.

PRIORITY FUNDING APPORTIONMENTS

At the April 24, 2019 meeting, the SAB approved \$221.9 million in priority funding apportionments for 108 projects representing 54 school districts, including nine Career Technical Education Facilities Program (CTEFP) projects approved as a reservation of funds. These CTEFP applicants have 12 months from the Apportionment date to submit the required California Department of Education and/or Division of the State Architect approvals to OPSC, which is **April 23, 2020**. If an applicant does not submit the required approvals the project will be rescinded without further SAB action. Once the required documents are submitted, the applicant has 90 days to submit a valid Form SAB 50-05 to OPSC.

As of August 9, 2019, OPSC received 70 of the required 88 Forms SAB 50-05 for a total of \$193.6 million. In addition, OPSC released funds for 20 projects in the amount of \$2.1 million that did not require a Form SAB 50-05.

A total of 11 projects in the amount of \$14,176,101 did not submit the Form SAB 50-05 and were returned to the Unfunded List (Lack of AB 55 Loans).

NEXT STATE ALLOCATION BOARD MEETING

The next meeting is scheduled for September 25, 2019 at 2:00 pm.

State of California
State Allocation Board
School Facility Program

This Resolution of the State Allocation Board (hereafter referred to as the "Board") is applicable to the appropriate sections of the Education Code and is described and filed in the office of the Executive Officer and will be made available to all interested parties as the Resolution pertains to the documents attached hereto. Said documents were acted upon by the Board at its meeting on August 28, 2019.

WHEREAS, the Board has previously approved or determined to be approvable a number of projects for construction or modernization eligibility of facilities for school districts and is making apportionments and/or unfunded approvals for the grant amounts for projects that meet the Board's criteria for the apportionment of grants pursuant to Education Code Sections 17072.10, 17078.52, 17078.70, 17079 or 17074.10 or Board Regulations 1859.81.1 or 1859.83;

WHEREAS, Treasury Regulations Section 1.150-2 require the State (on whose behalf the Board is acting) to declare its reasonable intent to provide grant funding to school districts, in accordance with Board policy and law, for costs of the projects with proceeds of State bonds;

NOW THEREFORE, BE IT RESOLVED:

1. This Resolution is adopted by the Board for the purposes of establishing compliance with Treasury Regulations Section 1.150-2, and this Resolution does not bind the Board to make any additional apportionment, or bind the State to incur any indebtedness.
2. The Board anticipates that some or all of the school districts listed on the list of "Projects" referred to in this Resolution will pay certain capital expenditures in connection with some or all of the project costs prior to the issuance of bonds by the State to pay for the grants for the projects. The reimbursement of such costs is consistent with the State's budgetary and financial circumstances, and in accordance with Board policy, as no other funds or accounts of the State have been budgeted or are available to pay the costs of the projects on either a short-term or a long-term basis.
3. The Board, acting on behalf of the State, hereby declares that it is the State's official intent to use proceeds of general obligation bonds that may become available for such purpose, consistent with the requirements of law that are in effect at the time the funds are available, to provide grants in accordance with applicable laws and regulations.
4. This Resolution shall be continuously available for inspection by the general public during normal business hours at the offices of the Board at 707 3rd Street, West Sacramento, California, commencing within one week after the date of enactment of this Resolution.
5. Any eligibility determination does not constitute a commitment of future funding by the Board.

I, the undersigned, duly authorized as the Executive Officer of the State Allocation Board, do hereby certify the foregoing to be true and correct, and that this Resolution was adopted at a meeting of said Board on August 28, 2019 at Sacramento, California.



Lisa Silverman
Executive Officer
State Allocation Board

REPORT OF THE EXECUTIVE OFFICER
State Allocation Board Meeting, August 28, 2019

SCHOOL FACILITY PROGRAM

PURPOSE OF REPORT

To present the Districts' requests for School Facility Program (SFP) eligibility approval.

DESCRIPTION

The school districts shown on Attachments A and B have complied with State Allocation Board (Board) regulations regarding new construction or modernization eligibility determinations for the projects listed.

RECOMMENDATIONS

1. Approve the eligibility determinations for the districts/projects as shown on Attachments A and B.
2. Provide that this approval of eligibility determination for the districts/projects listed does not constitute a commitment for future funding by the Board.
3. For purposes of any application for funding, provide that the district must comply with all requirements of law and regulations pertaining to the SFP.

ELIGIBILITY APPROVALS
NEW CONSTRUCTION

<u>District</u>	<u>County</u>	<u>Application No.</u> <u>50/</u>	<u>Justification</u> <u>Document Date</u>	<u>K-6</u>	<u>District Baseline Eligibility</u>			
					<u>7-8</u>	<u>9-12</u>	<u>Non Severe</u>	<u>Severe</u>
Bonsall Unified	San Diego	76851-00-000	07/12/2019	935	156	325	0	80
Kentfield Elementary	Marin	65334-00-000	06/06/2019	203	-123	0	-13	0
South Bay Union Elementary	Humboldt	63032-00-000	06/18/2019	-549	0	0	0	-2
Willows Unified	Glenn	62661-00-000	06/27/2019	108	-118	-375	-8	2

ELIGIBILITY APPROVALS
MODERNIZATION

<u>District</u>	<u>School Name</u>	<u>County</u>	<u>Application Number</u> <u>57/</u>	<u>Justification Document</u> <u>Date</u>	<u>K-6</u>	<u>7-8</u>	<u>Site Baseline Eligibility</u>			<u>Severe</u>
							<u>9-12</u>	<u>Non Severe</u>		
Long Beach Unified	Renaissance High for the Arts	Los Angeles	64725-00-000	10/11/2016	0	0	692	2	0	
Natomas Unified	Leroy Green Academy	Sacramento	75283-00-000	09/21/2016	0	81	81	0	0	
Natomas Unified	Natomas High	Sacramento	75283-00-000	06/19/2019	0	0	351	13	54	
Natomas Unified	Natomas Pacific Pathways Preparatory Middle	Sacramento	75283-00-000	08/15/2017	0	522	0	0	0	
Oakland Unified	East Bay Innovation Academy (AKA Marshall Elementary)	Alameda	61259-00-000	07/01/2019	0	362	0	0	0	

REPORT OF THE EXECUTIVE OFFICER
State Allocation Board Meeting, August 28, 2019

SCHOOL FACILITY PROGRAM

PURPOSE OF REPORT

To adjust the baseline eligibility for new construction and modernization projects under the Leroy F. Greene School Facilities Act of 1998.

DESCRIPTION

The districts listed on Attachment A have received eligibility approval for new construction. There has been a change in their baseline in accordance with the California Code of Regulations relating to the Leroy F. Greene School Facilities Act of 1998, Section 1859.51.

The districts listed on Attachment B have received eligibility approval for modernization. There has been a change in their baseline in accordance with the California Code of Regulations relating to the Leroy F. Greene School Facilities Act of 1998, Section 1859.61.

RECOMMENDATIONS

1. Approve an adjustment to the new construction eligibility baseline determination as shown on Attachment A.
2. Approve an adjustment to the modernization eligibility baseline determination as shown on Attachment B.
3. Provide that this approval of adjusted eligibility determination does not constitute a commitment for future funding by the State Allocation Board.

KEY TO ADJUSTMENTS:**NEW CONSTRUCTION ONLY:**

- (a) Reduced by the number of pupils provided grants in a new construction School Facility Program (SFP) project and by the number of pupils that received a Preliminary Apportionment pursuant to Section 1859.140 or a Preliminary Charter School Apportionment pursuant to Regulation Section 1859.162.2.
- (b) Reduced by the number of pupils housed, based on the loading standards pursuant to Ed. Code Section 17071.25(a)(2)(A), in a new construction LPP project funded under the provisions of the LPP pursuant to Regulation Section 1859.12 or 1859.13.
- (c) Reduced by the number of pupils housed in additional classrooms constructed or purchased based on the loading standards, pursuant to Ed. Code Section 17071.25(a)(2)(A), in a modernization SFP project.
- (d) Adjusted as a result of audit findings made pursuant to Regulation Sections 1859.90 and 1859.105.
- (e) Increased/decreased by changes in projected enrollment in subsequent enrollment reporting years, except as provided in (j) below.
- (f) Adjusted as a result of errors or omissions by the district or by the Office of Public School Construction (OPSC).
- (g) Adjusted as result of amendments to the SFP Regulations that affect the eligibility.
- (h) Increased by the number of pupils eligible for grants pursuant to Regulation Section 1859.82(a).
- (i) Reduced by the number of pupils housed in classrooms provided after the baseline eligibility was determined by the State Allocation Board, with 12 exceptions at Regulation Section 1859.51(i).
- (j) For Small School Districts, following a 3-year period after the district's eligibility was approved by the Board, decreased by any reduction in projected enrollment, and by any increase in pupils in the latest CDE operational grant report per Ed. Code Sec. 42268.
- (k) Adjusted for any changes in classroom inventory as a result of a reorganization election.
- (l) For classroom loading standards adopted by the Board for non-severely and severely disabled individuals with exceptional needs.
- (m) As directed by the SAB due to finding a Material Inaccuracy pursuant to Section 1859.104.1.
- (n) Increased by the number of pupils that received a Preliminary Apportionment that was rescinded pursuant to Section 1859.148 or a Preliminary Charter School Apportionment that was rescinded pursuant to Section 1859.166.
- (o) Adjusted for operational grant changes as determined/provided by the California Department of Education.
- (p) For High School Attendance Area (HSAA) districts with Preliminary Apportionments within the 2002 or 2004 Critically Overcrowded School Facilities Account, adjusted in accordance with Regulation Section 1859.51(p)(1), (2), or (3).
- (q) Adjusted by the difference between the Alternative Enrollment Projection for the current enrollment reporting year and the projected enrollment determined pursuant to Section 1859.42 for the current enrollment reporting year, or by the eligibility remaining from this calculation that can no longer be utilized if the funds made available pursuant to EC Section 17071.75(a)(1)(A) have been exhausted.
- (r) Adjusted per Ed. Code Sec. 17071.75(b)(2) by the number of pupils housed, based on the loading standards per Ed. Code Sec. 17071.25(a)(2)(A), in any classroom(s) where title was relinquished to the School District receiving the transferred classrooms.

MODERNIZATION ONLY:

- (a) Reduced by the number of pupils provided grants in a modernization SFP project or CSFP Rehabilitation project at the specific site.
- (b) Reduced by the number of pupils housed, based on the loading standard pursuant to EC Section 17071.25(a)(2), in a modernization LPP project funded under the LPP pursuant to Regulation Section 1859.14 and 1859.15.
- (c) Increased by changes in projected enrollment in subsequent enrollment reporting years.
- (d) (1) Increased for additional facilities not previously modernized with State funds, that become 25 years old, if permanent, or 20 years old, if portable or, (2) as a result of audit findings made pursuant to Regulation Sections 1859.90 and 1859.105.
- (e) Adjusted as a result of errors or omissions by the district or by the OPSC.
- (f) Adjusted as result of amendments to the Subgroup 5.5 Regulations that affect the eligibility.
- (g) For classroom loading standards adopted by the Board for non-severely and severely disabled individuals with exceptional needs.
- (h) As directed by the SAB due to finding a Material Inaccuracy pursuant to Regulation Section 1859.104.1.
- (i) Increased for facilities previously modernized with State funds, which qualify for an additional modernization apportionment pursuant to Regulation Section 1859.78.8.
- (j) Adjusted as a result of the Reconfiguration of an existing high school under the Small High School Program.
- (k) Decreased for facilities that were deemed eligible for modernization pursuant to Regulation Sections 1859.60 and 1859.61(d) and subsequently replaced, or will be replaced under a signed contract for construction or acquisition of facilities, in a project funded by the district without participation from the State.
- (l) Adjusted as a result of replaced eligible portables funded with the Overcrowding Relief Grant, per Ed. Code Section 17079 et seq.
- (m) Adjusted as a result of classrooms demolished and replaced pursuant to Regulation Section 1859.82.

State Allocation Board Meeting, August 28, 2019

ATTACHMENT A

District	Attendance Area	County	App. Number 50	Type of Adj.	K-6	7-8	9-12	Non- Severe	Severe
Atwater Elementary	Districtwide	Merced	65631-00-000						
Current Baseline Eligibility					-321	-41	0	13	0
Adjustment Per This Item				e	649	211	0	-14	40
Adjustment Per This Item				i	-50	0	0	0	0
Net Baseline Eligibility					<u>278</u>	<u>170</u>	<u>0</u>	<u>-1</u>	<u>40</u>
Bakersfield City Elementary	Districtwide	Kern	63321-00-000						
Current Baseline Eligibility					2,973	2,241	0	224	596
Adjustment Per This Item				e	-987	-219	0	100	-80
Adjustment Per This Item				g	150	0	0	0	0
Adjustment Per This Item				i	0	-189	0	0	0
Net Baseline Eligibility					<u>2,136</u>	<u>1,833</u>	<u>0</u>	<u>324</u>	<u>516</u>
Bonsall Unified	Districtwide	San Diego	76851-00-000						
Current Baseline Eligibility					935	156	325	0	80
Adjustment Per This Item				e	376	30	288	26	-36
Adjustment Per This Item				i	-675	-3	0	0	0
Net Baseline Eligibility					<u>636</u>	<u>183</u>	<u>613</u>	<u>26</u>	<u>44</u>
Brawley Union High	Districtwide	Imperial	63081-00-000						
Current Baseline Eligibility					0	0	1,206	1	0
Adjustment Per This Item				e	0	0	286	129	0
Net Baseline Eligibility					<u>0</u>	<u>0</u>	<u>1,492</u>	<u>130</u>	<u>0</u>
Cutler-Orosi Joint Unified	Districtwide	Tulare	71860-00-000						
Current Baseline Eligibility					-175	0	1	0	0
Adjustment Per This Item				g	175	0	0	0	0
Net Baseline Eligibility					<u>0</u>	<u>0</u>	<u>1</u>	<u>0</u>	<u>0</u>
Dixie Elementary	Districtwide	Marin	65318-00-000						
Current Baseline Eligibility					-438	-207	0	0	0
Adjustment Per This Item				e	55	3	0	1	0
Adjustment Per This Item				l	-16	42	0	9	0
Net Baseline Eligibility					<u>-399</u>	<u>-162</u>	<u>0</u>	<u>10</u>	<u>0</u>

State Allocation Board Meeting, August 28, 2019

ATTACHMENT A

District	Attendance Area	County	App. Number 50	Type of Adj.	K-6	7-8	9-12	Non- Severe	Severe
Edison Elementary	Districtwide	Kern	63438-00-000		138	126	0	16	0
Current Baseline Eligibility					100	0	0	0	0
Adjustment Per This Item				g					
Net Baseline Eligibility					<u>238</u>	<u>126</u>	<u>0</u>	<u>16</u>	<u>0</u>
Fairfield-Suisun Unified	Districtwide	Solano	70540-00-000		970	-286	-129	-297	144
Current Baseline Eligibility					1,465	292	143	-69	157
Adjustment Per This Item				e					
Net Baseline Eligibility					<u>2,435</u>	<u>6</u>	<u>14</u>	<u>-366</u>	<u>301</u>
Fresno Unified	Super HSAA - Edison, Bullard, Fresno	Fresno	62166-08-000		2,173	1,023	2,201	-1,119	54
Current Baseline Eligibility					0	0	0	100	0
Adjustment Per This Item				f					
Adjustment Per This Item				i					
Net Baseline Eligibility					<u>1,813</u>	<u>858</u>	<u>2,311</u>	<u>-1,019</u>	<u>54</u>
Guadalupe Union Elementary	Districtwide	Santa Barbara	69203-00-000		12	77	0	-8	11
Current Baseline Eligibility					125	0	0	0	0
Adjustment Per This Item				g					
Net Baseline Eligibility					<u>137</u>	<u>77</u>	<u>0</u>	<u>-8</u>	<u>11</u>
Irvine Unified	Districtwide	Orange	73650-00-000		6,821	1,455	726	-371	126
Current Baseline Eligibility					-1,409	-220	-471	-1	20
Adjustment Per This Item				e					
Net Baseline Eligibility					<u>5,412</u>	<u>1,235</u>	<u>255</u>	<u>-372</u>	<u>146</u>
Kentfield Elementary	Districtwide	Marin	65334-00-000		203	-123	0	-13	0
Current Baseline Eligibility					47	-123	0	12	0
Adjustment Per This Item				e					
Net Baseline Eligibility					<u>250</u>	<u>-246</u>	<u>0</u>	<u>-1</u>	<u>0</u>
Lamont Elementary	Districtwide	Kern	63560-00-000		472	-239	0	70	1
Current Baseline Eligibility					200	0	0	0	0
Adjustment Per This Item				g					
Net Baseline Eligibility					<u>672</u>	<u>-239</u>	<u>0</u>	<u>70</u>	<u>1</u>

State Allocation Board Meeting, August 28, 2019

ATTACHMENT A

District	Attendance Area	County	App. Number 50	Type of Adj.	K-6	7-8	9-12	Non- Severe	Severe
Lindsay Unified	Districtwide	Tulare	71993-00-000						
Current Baseline Eligibility					-111	-3	-6	0	0
Adjustment Per This Item				g	100	0	0	0	0
Net Baseline Eligibility					<u>-11</u>	<u>-3</u>	<u>-6</u>	<u>0</u>	<u>0</u>
Merced County Office of Education	Districtwide	Merced	10249-00-000						
Current Baseline Eligibility					0	0	0	0	1,092
Adjustment Per This Item				e	0	0	0	0	-512
Net Baseline Eligibility					<u>0</u>	<u>0</u>	<u>0</u>	<u>0</u>	<u>580</u>
Natomas Unified	Districtwide	Sacramento	75283-00-000						
Current Baseline Eligibility					1,325	270	218	94	234
Adjustment Per This Item				e	1,884	390	441	-51	11
Adjustment Per This Item				f	230	0	0	0	0
Net Baseline Eligibility					<u>3,439</u>	<u>660</u>	<u>659</u>	<u>43</u>	<u>245</u>
Perris Elementary	Districtwide	Riverside	67199-00-000						
Current Baseline Eligibility					1,619	391	0	81	-27
Adjustment Per This Item				e	-75	48	0	-55	6
Net Baseline Eligibility					<u>1,544</u>	<u>439</u>	<u>0</u>	<u>26</u>	<u>-21</u>
Pixley Union Elementary	Districtwide	Tulare	72041-00-000						
Current Baseline Eligibility					771	219	0	0	0
Adjustment Per This Item				g	75	0	0	0	0
Net Baseline Eligibility					<u>846</u>	<u>219</u>	<u>0</u>	<u>0</u>	<u>0</u>
Porterville Unified	Districtwide	Tulare	75523-00-000						
Current Baseline Eligibility					718	-296	-406	-11	0
Adjustment Per This Item				e	-1,386	100	1,189	-72	0
Net Baseline Eligibility					<u>-668</u>	<u>-196</u>	<u>783</u>	<u>-83</u>	<u>0</u>
San Ramon Valley Unified	Monte Vista	Contra Costa	61804-02-000						
Current Baseline Eligibility					-51	133	799	170	83
Adjustment Per This Item				e	-846	-9	47	12	-43
Adjustment Per This Item				i	-775	0	0	0	0
Net Baseline Eligibility					<u>-1,672</u>	<u>124</u>	<u>846</u>	<u>182</u>	<u>40</u>

State Allocation Board Meeting, August 28, 2019

ATTACHMENT A

District	Attendance Area	County	App. Number 50	Type of Adj.	K-6	7-8	9-12	Non- Severe	Severe
Santa Rita Union Elementary	Districtwide	Monterey	66191-00-000						
Current Baseline Eligibility					296	0	0	-38	0
Adjustment Per This Item				e	79	86	0	62	-18
Net Baseline Eligibility					<u>375</u>	<u>86</u>	<u>0</u>	<u>24</u>	<u>-18</u>
Traver Joint Elementary	Districtwide	Tulare	72223-00-000						
Current Baseline Eligibility					-50	-16	0	0	0
Adjustment Per This Item				g	50	0	0	0	0
Net Baseline Eligibility					<u>0</u>	<u>-16</u>	<u>0</u>	<u>0</u>	<u>0</u>
Visalia Unified	Districtwide	Tulare	72256-00-000						
Current Baseline Eligibility					4,877	1,109	1,374	-135	42
Adjustment Per This Item				e	-1,737	-270	-21	-12	-4
Adjustment Per This Item				i	0	0	0	-13	0
Net Baseline Eligibility					<u>3,140</u>	<u>839</u>	<u>1,353</u>	<u>-160</u>	<u>38</u>
Washington Colony Elementary	Districtwide	Fresno	62513-00-000						
Current Baseline Eligibility					-49	12	0	0	0
Adjustment Per This Item				g	25	0	0	0	0
Net Baseline Eligibility					<u>-24</u>	<u>12</u>	<u>0</u>	<u>0</u>	<u>0</u>
West Park Elementary	Districtwide	Fresno	62539-00-000						
Current Baseline Eligibility					-57	8	0	0	0
Adjustment Per This Item				e	84	4	0	33	0
Net Baseline Eligibility					<u>27</u>	<u>12</u>	<u>0</u>	<u>33</u>	<u>0</u>
William S. Hart Union	Districtwide	Los Angeles	65136-00-000						
Current Baseline Eligibility					0	3,646	5,146	772	298
Adjustment Per This Item				e	0	-2,553	-3,122	-232	124
Adjustment Per This Item				i	0	0	-243	0	0
Net Baseline Eligibility					<u>0</u>	<u>1,093</u>	<u>1,781</u>	<u>540</u>	<u>422</u>

State Allocation Board Meeting, August 28, 2019

ATTACHMENT B

District	School Name	County	App. Number 57	Type of Adj.	K-6	7-8	9-12	Non- Severe	Severe
Alisal Union	Alisal Community	Monterey	65961-00-000						
	Current Baseline Eligibility				0	0	0	0	0
	Adjustment Per This Item			d2	215	0	0	0	0
	Net Baseline Eligibility				<u>215</u>	<u>0</u>	<u>0</u>	<u>0</u>	<u>0</u>
Alisal Union	Frank Paul Elem.	Monterey	65961-00-000						
	Current Baseline Eligibility				0	0	0	0	0
	Adjustment Per This Item			d2	425	0	0	0	0
	Net Baseline Eligibility				<u>425</u>	<u>0</u>	<u>0</u>	<u>0</u>	<u>0</u>
Alisal Union	Fremont Elementary	Monterey	65961-00-000						
	Current Baseline Eligibility				0	0	0	0	0
	Adjustment Per This Item			d2	170	0	0	0	0
	Net Baseline Eligibility				<u>170</u>	<u>0</u>	<u>0</u>	<u>0</u>	<u>0</u>
Azusa Unified	Center Middle	Los Angeles	64279-00-000						
	Current Baseline Eligibility				0	80	0	3	0
	Adjustment Per This Item			d1	0	775	0	23	8
	Adjustment Per This Item			e	0	-1	0	0	1
	Net Baseline Eligibility				<u>0</u>	<u>854</u>	<u>0</u>	<u>26</u>	<u>9</u>
Azusa Unified	Paramount Elementary	Los Angeles	64279-00-000						
	Current Baseline Eligibility				75	0	0	0	0
	Adjustment Per This Item			d1	550	0	0	0	0
	Net Baseline Eligibility				<u>625</u>	<u>0</u>	<u>0</u>	<u>0</u>	<u>0</u>
Clovis Unified	Cedarwood Elementary	Fresno	62117-00-000						
	Current Baseline Eligibility				249	0	0	0	7
	Adjustment Per This Item			c	8	0	0	0	-3
	Net Baseline Eligibility				<u>257</u>	<u>0</u>	<u>0</u>	<u>0</u>	<u>4</u>
Clovis Unified	Cox Elementary	Fresno	62117-00-000						
	Current Baseline Eligibility				39	0	0	0	0
	Adjustment Per This Item			c	-76	0	0	0	23
	Net Baseline Eligibility				<u>-37</u>	<u>0</u>	<u>0</u>	<u>0</u>	<u>23</u>

State Allocation Board Meeting, August 28, 2019

ATTACHMENT B

District	School Name	County	App. Number 57	Type of Adj.	K-6	7-8	9-12	Non- Severe	Severe
Corcoran Joint Unified	Fremont (John C.) Elementary	Kings	63891-00-000						
Current Baseline Eligibility					27	0	0	0	0
Adjustment Per This Item				d1	471	0	0	0	0
Net Baseline Eligibility					498	0	0	0	0
Downey Unified	Warren High	Los Angeles	64451-00-000						
Current Baseline Eligibility					0	0	835	35	30
Adjustment Per This Item				c	0	0	58	-5	-9
Net Baseline Eligibility					0	0	893	30	21
Garden Grove Unified	Ralston (Dr. Walter C.)	Orange	66522-00-000						
Current Baseline Eligibility					0	0	0	0	0
Adjustment Per This Item				c	0	-178	0	-7	26
Net Baseline Eligibility					0	-178	0	-7	26
Laytonville Unified	Laytonville Elementary	Mendocino	73916-00-000						
Current Baseline Eligibility					175	0	0	0	0
Adjustment Per This Item				d1	44	88	0	6	0
Net Baseline Eligibility					219	88	0	6	0
Long Beach Unified	Reid Senior High - Do Not Use	Los Angeles	64725-00-000						
Current Baseline Eligibility					0	0	650	2	0
Adjustment Per This Item				f	0	0	-650	-2	0
Net Baseline Eligibility					0	0	0	0	0
Oakland Unified	Marshall Elementary (Do Not Use)	Alameda	61259-00-000						
Current Baseline Eligibility					-32	0	0	29	0
Adjustment Per This Item				f	32	0	0	-29	0
Net Baseline Eligibility					0	0	0	0	0
Oakland Unified	Urban Montessori Charter At	Alameda	61259-00-000						
Current Baseline Eligibility					50	0	0	0	0
Adjustment Per This Item				c	13	0	0	0	0
Net Baseline Eligibility					63	0	0	0	0

State Allocation Board Meeting, August 28, 2019

ATTACHMENT B

District	School Name	County	App. Number 57	Type of Adj.	K-6	7-8	9-12	Non- Severe	Severe
Panama-Buena Vista Union	Sing Lum Elementary	Kern	63362-00-000						
Current Baseline Eligibility					675	0	0	13	0
Adjustment Per This Item				d1	76	0	0	0	0
Net Baseline Eligibility					<u>751</u>	<u>0</u>	<u>0</u>	<u>13</u>	<u>0</u>
Tulare Joint Union High	Tulare High	Tulare	72249-00-000						
Current Baseline Eligibility					0	0	0	0	0
Adjustment Per This Item				d1	0	0	1,217	0	0
Net Baseline Eligibility					<u>0</u>	<u>0</u>	<u>1,217</u>	<u>0</u>	<u>0</u>
William S. Hart Union High	Canyon High	Los Angeles	65136-00-000						
Current Baseline Eligibility					0	0	0	0	0
Adjustment Per This Item				d1	0	0	386	47	5
Net Baseline Eligibility					<u>0</u>	<u>0</u>	<u>386</u>	<u>47</u>	<u>5</u>
William S. Hart Union High	Hart (William S.) Senior High	Los Angeles	65136-00-000						
Current Baseline Eligibility					0	0	0	0	0
Adjustment Per This Item				d1	0	0	1,199	37	8
Adjustment Per This Item				e	0	0	-172	0	0
Adjustment Per This Item				f	0	0	33	-28	-6
Adjustment Per This Item				g	0	0	-33	28	6
Net Baseline Eligibility					<u>0</u>	<u>0</u>	<u>1,027</u>	<u>37</u>	<u>8</u>
Winters Joint Unified	Winters Middle	Yolo	72702-00-000						
Current Baseline Eligibility					0	0	0	0	0
Adjustment Per This Item				d1	0	172	0	1	0
Adjustment Per This Item				e	-75	70	0	-1	0
Adjustment Per This Item				e	75	-75	0	0	0
Net Baseline Eligibility					<u>0</u>	<u>167</u>	<u>0</u>	<u>0</u>	<u>0</u>

REPORT OF THE EXECUTIVE OFFICER
State Allocation Board Meeting, August 28, 2019

SCHOOL FACILITY PROGRAM UNFUNDED APPROVALS
(Lack of AB 55 Loans)

PURPOSE OF REPORT

To present to the State Allocation Board (Board) a list of School Facility Program (SFP) applications for unfunded approval.

DESCRIPTION

At the January 2019 Board meeting, the Board elected to provide an increase adjustment of 5.45 percent to SFP projects for calendar year 2019. The projects listed on the Attachment reflect the Board's action of the adoption of the 5.45 percent increase based on the RS Means Construction Cost Index. In addition, the project applications represent SFP New Construction, Modernization, Charter School and Overcrowding Relief Grant projects in date order of a complete application being received by the Office of Public School Construction (OPSC).

AUTHORITY

SFP Regulation Section 1859.2 defines an Unfunded List (Lack of AB 55 Loans) as an information list of unfunded projects that was created due to the State's inability to provide interim financing from the Pooled Money Investment Account (AB 55 loans) to fund school construction projects as declared in the Department of Finance Budget Letter #33 issued on December 18, 2008.

SFP Regulation Section 1859.95 states:

"When the Board has no funds to apportion ..., the Board will also accept and process applications for apportionment for purposes of developing an Unfunded List based on the date the application is ready for Apportionment, with the exception of New Construction funding applications that utilize eligibility generated by the Alternative Enrollment Projection.

An application for funding included on an Unfunded List is eligible for reimbursement subject to adjustments in the New Construction Grants amount pursuant to Section 1859.77."

BACKGROUND

At the March 11, 2009 SAB meeting, the Board requested that Staff continue to process applications to the Board for unfunded approval, up to the bonding authority. The Attachment reflects applications being presented for unfunded approval, including SFP modernization and new construction projects in date order of a complete application being received by the OPSC. The list also includes health and safety facility hardship applications for funding that have been processed and are ready for approval regardless of received date. The unfunded approval of the applications as reflected on the Attachment does not constitute a guarantee of future funding.

RECOMMENDATIONS

1. Approve the SFP applications as presented on the Attachment.
2. Provide that these unfunded approvals do not constitute a guarantee of future funding.

ATTACHMENT
UNFUNDED APPROVALS
(Lack of AB 55 Loans)

State Allocation Board Meeting, August 28, 2019

County	District	School Site	Application Number	Received Date	Grant Amount
KINGS	ISLAND UNION ELEMENTARY	ISLAND ELEMENTARY	50/63933-00-001	4/24/2014	\$8,780,035.00
LOS ANGELES	AZUSA UNIFIED	SIERRA CONTINUATION HIGH	57/64279-00-014	3/17/2016	\$52,120.00
TULARE	VISALIA UNIFIED	RIDGEVIEW MIDDLE	50/72256-00-029	3/29/2016	\$13,549,016.00
SAN FRANCISCO	SAN FRANCISCO UNIFIED	FRANK MCCOPPIN ELEMENTARY	57/68478-00-059	4/4/2016	\$1,970,048.00
SAN MATEO	SEQUOIA UNION HIGH	SEQUOIA HIGH	50/69062-01-011	4/5/2016	\$497,281.00
SAN MATEO	SEQUOIA UNION HIGH	CARLMONT HIGH	50/69062-01-010	4/6/2016	\$4,956,586.00
FRESNO	CLAY JOINT ELEMENTARY	CLAY ELEMENTARY	57/62109-00-002	4/11/2016	\$87,362.00
SACRAMENTO	NATOMAS UNIFIED	NATOMAS CHARTER SCHOOL - STAR ACADEMY	50/75283-00-015	4/12/2016	\$9,904,043.00
SAN FRANCISCO	SAN FRANCISCO UNIFIED	CHIN (JOHN YEHALL) ELEMENTARY	57/68478-00-058	4/13/2016	\$1,837,144.00
LOS ANGELES	DOWNEY UNIFIED	WARREN HIGH	57/64451-00-026	4/14/2016	\$8,870,895.00
CONTRA COSTA	SAN RAMON VALLEY UNIFIED	DOUGHERTY VALLEY HIGH	50/61804-02-011	4/14/2016	\$4,509,270.00
LOS ANGELES	DOWNEY UNIFIED	WARREN HIGH	50/64451-00-013	4/25/2016	\$1,197,086.00
FRESNO	SANGER UNIFIED	JOHN WASH	50/62414-00-017	4/25/2016	\$2,408,540.00
LOS ANGELES	NEWHALL ELEMENTARY	NEWHALL ELEMENTARY	57/64832-00-004	4/29/2016	\$2,269,824.00
CONTRA COSTA	SAN RAMON VALLEY UNIFIED	BELLA VISTA ELEMENTARY	50/61804-02-010	5/6/2016	\$1,562,603.00
SAN MATEO	SEQUOIA UNION HIGH	SEQUOIA HIGH	57/69062-00-036	5/9/2016	\$1,130,137.00
LOS ANGELES	DOWNEY UNIFIED	WARREN HIGH	57/64451-00-027	5/11/2016	\$1,171,433.00
SAN BERNARDINO	CHAFFEY JOINT UNION HIGH	CHAFFEY HIGH	50/67652-00-020	5/12/2016	\$13,633,582.00
TULARE	DINUBA UNIFIED	LINCOLN ELEMENTARY	57/75531-00-010	5/13/2016	\$1,037,602.00
CONTRA COSTA	WEST CONTRA COSTA UNIFIED	PINOLE VALLEY HIGH	57/61796-00-051	5/13/2016	\$23,400,090.00
LOS ANGELES	POMONA UNIFIED	GAREY SENIOR HIGH	57/64907-00-029	5/24/2016	\$3,044,264.00
ORANGE	IRVINE UNIFIED	PORTOLA SPRINGS ELEMENTARY	50/73650-00-028	6/1/2016	\$1,236,192.00
MONTEREY	SANTA RITA UNION ELEMENTARY	SBRANA K-5 SITE	50/66191-00-009	6/2/2016	\$3,660,661.00
TULARE	TULARE CITY ELEMENTARY	GARDEN ELEMENTARY	57/72231-00-010	6/16/2016	\$670,826.00
TULARE	TULARE JOINT UNION HIGH	TULARE HIGH	57/72249-00-005	6/15/2016	\$2,007,707.00
LOS ANGELES	POMONA UNIFIED	LINCOLN ELEMENTARY	57/64907-00-030	6/22/2016	\$634,890.00
RIVERSIDE	TEMECULA VALLEY UNIFIED	MARGARITA MIDDLE	57/75192-00-005	6/27/2016	\$2,631,232.00
RIVERSIDE	TEMECULA VALLEY UNIFIED	NICOLAS VALLEY ELEMENTARY	57/75192-00-006	6/27/2016	\$1,745,912.00
RIVERSIDE	TEMECULA VALLEY UNIFIED	TEMECULA VALLEY HIGH	57/75192-00-007	6/27/2016	\$3,655,950.00
SAN MATEO	SEQUOIA UNION HIGH	SEQUOIA HIGH	50/69062-01-012	6/28/2016	\$5,861,873.00
MONTEREY	SANTA RITA UNION ELEMENTARY	BOLSA KNOLLS MIDDLE	50/66191-00-010	7/1/2016	\$1,558,394.00
LOS ANGELES	AZUSA UNIFIED	SLAUSON INTERMEDIATE	57/64279-00-016	7/5/2016	\$667,893.00
SAN JOAQUIN	STOCKTON UNIFIED	ROOSEVELT ELEMENTARY	57/68676-00-036	7/6/2016	\$4,431,962.00
SISKIYOU	SCOTT VALLEY UNIFIED	SCOTT VALLEY JUNIOR HIGH	57/76455-00-005	7/8/2016	\$919,382.00
SISKIYOU	SCOTT VALLEY UNIFIED	ETNA ELEMENTARY	57/76455-00-006	7/12/2016	\$1,486,331.00
SISKIYOU	SCOTT VALLEY UNIFIED	FORT JONES ELEMENTARY	57/76455-00-007	7/12/2016	\$776,482.00
SAN JOAQUIN	STOCKTON UNIFIED	VICTORY ELEMENTARY	57/68676-00-037	7/12/2016	\$5,251,720.00
SAN MATEO	SEQUOIA UNION HIGH	MENLO-ATHERTON HIGH	50/69062-01-007	7/14/2016	\$4,039,200.00
MONTEREY	ALISAL UNION	FRANK PAUL ELEMENTARY	50/65961-00-010	7/18/2016	\$3,896,430.00
FRESNO	CLOVIS UNIFIED	COX ELEMENTARY	57/62117-00-049	7/18/2016	\$401,058.00
RIVERSIDE	JURUPA UNIFIED	JURUPA VALLEY HIGH	57/67090-00-007	7/20/2016	\$2,934,401.00
ORANGE	GARDEN GROVE UNIFIED	RALSTON (DR. WALTER C.) INTERMEDIATE	57/66522-00-074	7/21/2016	\$625,684.00
MERCED	ATWATER ELEMENTARY	OLAETA (THOMAS) ELEMENTARY	50/65631-00-003	7/22/2016	\$309,347.00
MERCED	ATWATER ELEMENTARY	SHAFFER ELEMENTARY	50/65631-00-004	7/22/2016	\$316,267.00
SAN DIEGO	BONSALL UNIFIED	NORMAN L. SULLIVAN MIDDLE	50/76851-00-001	7/22/2016	\$4,085,437.00
SACRAMENTO	ELK GROVE UNIFIED	ZEHNDER RANCH ELEMENTARY	50/67314-00-046	7/22/2016	\$12,514,558.00
LOS ANGELES	WILLIAM S. HART UNION HIGH	CANYON HIGH	50/65136-00-011	7/25/2016	\$1,827,968.00
LOS ANGELES	WILLIAM S. HART UNION HIGH	CANYON HIGH	57/65136-00-009	7/25/2016	\$1,233,446.00
FRESNO	FRESNO UNIFIED	FIGARDEN ELEMENTARY	50/62166-08-002	7/27/2016	\$6,106,000.00
FRESNO	CLOVIS UNIFIED	FANCHER CREEK ELEMENTARY	57/62117-00-050	7/28/2016	\$1,973,728.00
SACRAMENTO	NATOMAS UNIFIED	NATOMAS HIGH	57/75283-00-002	7/28/2016	\$2,638,067.00
ORANGE	IRVINE UNIFIED	CYPRESS VILLAGE ELEMENTARY	50/73650-00-029	8/1/2016	\$1,073,146.00
ORANGE	IRVINE UNIFIED	EASTWOOD ELEMENTARY (FORMERLY PA 5B)	50/73650-00-030	8/1/2016	\$30,195,387.00
FRESNO	CLOVIS UNIFIED	CEDARWOOD ELEMENTARY	57/62117-00-051	8/2/2016	\$1,330,764.00

ATTACHMENT
 UNFUNDED APPROVALS
 (Lack of AB 55 Loans)
 State Allocation Board Meeting, August 28, 2019

County	District	School Site	Application Number	Received Date	Grant Amount
LOS ANGELES	REDONDO BEACH UNIFIED	PARRAS MIDDLE	57/75341-00-023	8/2/2016	\$2,498,543.00
LOS ANGELES	REDONDO BEACH UNIFIED	ADAMS MIDDLE	57/75341-00-024	8/2/2016	\$1,305,142.00
LOS ANGELES	REDONDO BEACH UNIFIED	ALTA VISTA ELEMENTARY	57/75341-00-025	8/2/2016	\$504,546.00
LOS ANGELES	TEMPLE CITY UNIFIED	TEMPLE CITY HIGH	50/65052-00-003	8/2/2016	\$5,231,260.00
LOS ANGELES	TEMPLE CITY UNIFIED	TEMPLE CITY HIGH	57/65052-00-011	8/2/2016	\$18,635,247.00
RIVERSIDE	PALM SPRINGS UNIFIED	KATHERINE FINCHY ELEMENTARY	50/67173-00-006	8/3/2016	\$409,584.00
RIVERSIDE	PALM SPRINGS UNIFIED	LANDAU ELEMENTARY	50/67173-00-007	8/3/2016	\$1,135,113.00
RIVERSIDE	PALM SPRINGS UNIFIED	RIO VISTA ELEMENTARY	50/67173-00-008	8/3/2016	\$471,098.00
RIVERSIDE	PALM SPRINGS UNIFIED	SUNNY SANDS ELEMENTARY	50/67173-00-009	8/3/2016	\$753,644.00
RIVERSIDE	PALM SPRINGS UNIFIED	CABOT YERXA ELEMENTARY	50/67173-00-010	8/3/2016	\$509,021.00
RIVERSIDE	PALM SPRINGS UNIFIED	CATHEDRAL CITY ELEMENTARY	50/67173-00-011	8/3/2016	\$591,197.00
RIVERSIDE	PALM SPRINGS UNIFIED	BELLA VISTA ELEMENTARY	50/67173-00-012	8/3/2016	\$497,236.00
RIVERSIDE	PERRIS ELEMENTARY	CLEARWATER ELEMENTARY	50/67199-00-012	8/5/2016	\$14,971,682.00
SACRAMENTO	SAN JUAN UNIFIED	BELLA VISTA HIGH	57/67447-00-060	8/5/2016	\$822,766.96
KERN	BAKERSFIELD CITY ELEMENTARY	VOORHIES ELEMENTARY	50/63321-00-030	8/11/2016	\$2,977,327.00
SOLANO	FAIRFIELD-SUISUN UNIFIED	PUBLIC SAFETY ACADEMY	50/70540-00-026	8/11/2016	\$1,563,012.00

New Construction: \$153,155,494.00

Modernization: \$104,654,598.96

Total: \$257,810,092.96

SCHOOL DISTRICT DATA

Application No: 50/63933-00-001	County: Kings
School District: Island Union Elementary	School Name: Island Elementary

PROJECT DATA

Type of Project: Elementary School

K-6:	234	
7-8:	75	
9-12:		

Non-Severe:

Severe:

Application Filing Basis: District Wide

Number of Classrooms: 8

Master Acres: 14

Existing Acres: 9.7

Recommended Acres: 14

Facility Hardship (a): No

Financial Hardship Requested: Yes

Alternative Education School: No

Addition to Existing Site: Yes

ADJUSTED GRANT DATA

New Construction Grant	\$	3,821,673.00
Project Assistance		7,460.00
Fire Detection Alarm		5,010.00
Site Acquisition		12,458.00
Service Site		1,337,586.00
Total State Share (50%)		5,184,187.00
District Share (50%)		5,184,187.00
Total Project Cost	\$	10,368,374.00

PROJECT FINANCING

State Share

This Project \$ 5,184,187.00

District Share

Cash Contribution

Financial Hardship 5,184,187.00

Total Project Cost \$ 10,368,374.00

HISTORY OF PROJECT COST AND APPORTIONMENT

	Fund Code	Proposition	Previously Authorized	Authorized This Action	Unfunded Approval This Action
<u>State Share</u>					
New Construction/Add. Grant	055-500	55	\$ 794,169.50		
New Construction/Add. Grant	919-500	1A		\$ 530,649.00	\$ 530,649.00
New Construction/Add. Grant	919-501	1A		71,477.00	71,477.00
New Construction/Add. Grant	951-500	51		3,787,891.50	3,787,891.50
<u>District Share</u>					
Cash Contribution					
Financial Hardship	055-500	55	794,169.50		
Financial Hardship	919-500	1A		17,892.75	17,892.75
Financial Hardship	919-612	1A		567,568.75	567,568.75
Financial Hardship	919-617	1A		16,664.50	16,664.50
Financial Hardship	951-500	51		3,787,891.50	3,787,891.50
Total			\$ 1,588,339.00	\$ 8,780,035.00	\$ 8,780,035.00

Funding Sources: Proposition 55 Bonds/2004-Mar.; Proposition 1A Bonds/1998-Nov.; Proposition 51 Bonds/2016-Nov.

Pursuant to the Board's action on March 11, 2009, this application has been approved and placed on the Unfunded List (Lack of AB 55 Loans). This approval does not constitute a guarantee or commitment of future State funding.

Amounts shown for financial hardship assistance are subject to adjustment as a result of a review of the District's financial records pursuant to Regulation Section 1859.81(a) at the time of apportionment.

The District shall ensure that it is in compliance with all applicable laws, regulations and certifications it made on the program forms.

This project is a Use of Grants under Regulation Section 1859.77.3(a).

Based on the Board's action on June 5, 2017, this project is subject to the Grant Agreement submittal pursuant to School Facility Program Regulation Section 1859.90.4.

Pursuant to Education Code Section 17072.25, valid Division of the State Architect (DSA) approval must be obtained for the project prior to receiving and Apportionment. Otherwise, the project will receive an occurrence for non-participation pursuant to School Facility Program Regulation Section 1859.90.3.

Pursuant to Education Code Section 17070.50, valid California Department of Education approvals must be obtained for the project prior to receiving and Apportionment. Otherwise, the project will receive an occurrence for non-participation pursuant to School Facility Program Regulation Section 1859.90.3.

The site development grant being provided equals to 35 percent of the new construction per-pupil grant. The District is required to submit an updated site development at the time the valid DSA approval letter is submitted into OPSC. The site development grant will be adjusted to what has been determined to be eligible from the updated site development worksheet. The scope of the work must remain the same as the original scope of work.

The project is to build five (K-6) and three (7-8) grade level classrooms. The total pupil grants requested may be reduced if the updated DSA plans do not reflect five (K-6) and three (7-8) grade level classrooms.

The District qualifies for financial hardship pursuant to SFP Regulation Section 1859.81(c)(4). The District has demonstrated it is financially unable to provide all or a part of the matching funds and is levying the developer fees or equal alternative revenue source justified by law. The District's total bonding capacity (as of June 24, 2019) is \$5 million or less.

The District is responsible for ensuring that the project is compliant with Prevailing Wage Monitoring and/or Labor Compliance Program requirements at the time construction contracts are executed and/or construction commenced.

SCHOOL DISTRICT DATA

Application No: 57/64279-00-014 County: Los Angeles
 School District: Azusa Unified School Name: Sierra Continuation High

PROJECT DATA

Type of Project: High School Application Filing Basis: Site Specific
 Pupils Assigned Over 50 Years: K-6:
 7-8:
 9-12: 5
 Non-Severe:
 Severe:
 Financial Hardship Requested: No Recommended Acres: 4.94
 Alternative Education School: No Existing Acres: 9.6

ADJUSTED GRANT DATA

Modernization Grant - Over 50 Yrs	\$ 44,665.00
Fire Detection Alarm	755.00
Small Size Project	5,360.00
Accessibility/Fire Code Req.	1,340.00
Total State Share (60%)	52,120.00
District Share (40%)	34,747.00
Total Project Cost	\$ 86,867.00

PROJECT FINANCING

<u>State Share</u>	
This Project	\$ 52,120.00
<u>District Share</u>	
Cash Contribution	34,747.00
Financial Hardship	
Total Project Cost	\$ 86,867.00

HISTORY OF PROJECT COST AND APPORTIONMENT

	Fund Code	Proposition	Previously Authorized	Authorized This Action	Unfunded Approval This Action
<u>State Share</u>					
Modernization/Additional Grant	947-570	47	\$	\$ 17,642.76	\$ 17,642.76
Modernization/Additional Grant	947-571	47		34,477.24	34,477.24
<u>District Share</u>					
Cash Contribution				34,747.00	
Total			\$	\$ 86,867.00	\$ 52,120.00

Funding Source: Proposition 47 Bonds/2002-Nov.

Pursuant to the Board's action on March 11, 2009, this application has been approved and placed on the Unfunded List (Lack of AB 55 Loans). This approval does not constitute a guarantee or commitment of future State funding.

The District shall ensure that it is in compliance with all applicable laws, regulations and certifications it made on the program forms.

Based on the Board's action on June 5, 2017, this project is subject to the Grant Agreement submittal pursuant to School Facility Program Regulation Section 1859.90.4.

The District is responsible for ensuring that the project is compliant with Prevailing Wage Monitoring and/or Labor Compliance Program requirements at the time construction contracts are executed and/or construction commenced.

SCHOOL DISTRICT DATA

Application No: 50/72256-00-029
 School District: Visalia Unified

County: Tulare
 School Name: Ridgeview Middle

PROJECT DATA

Type of Project: Middle School
 K-6:
 7-8: 839
 9-12:
 Non-Severe:
 Severe: 9
 Application Filing Basis: District Wide

 Number of Classrooms: 35
 Master Acres: 18
 Existing Acres:
 Proposed Acres: 35
 Recommended Acres: 15
 Facility Hardship (a): No
 Financial Hardship Requested: No
 Alternative Education School: No
 Addition to Existing Site: No

ADJUSTED GRANT DATA

New Construction Grant	\$ 11,132,405.00
Fire Detection Alarm	17,329.00
Sprinkler System	209,691.00
Site Acquisition	212,220.00
Service Site	693,534.00
Off-Site	369,041.00
Utilities	206,903.00
General Site	707,893.00
Total State Share (50%)	13,549,016.00
District Share (50%)	13,549,016.00
Total Project Cost	\$ 27,098,032.00

PROJECT FINANCING

State Share
 This Project \$ 13,549,016.00
District Share
 Cash Contribution 13,549,016.00
 Financial Hardship
 Total Project Cost \$ 27,098,032.00

HISTORY OF PROJECT COST AND APPORTIONMENT

	Fund Code	Proposition	Previously Authorized	Authorized This Action	Unfunded Approval This Action
<u>State Share</u>					
New Construction/Add. Grant	951-500	51	\$	\$ 13,549,016.00	\$ 13,549,016.00
<u>District Share</u>					
Cash Contribution				13,549,016.00	
Total			\$	\$ 27,098,032.00	\$ 13,549,016.00

Funding Source: Proposition 51 Bonds/2016-Nov.

Pursuant to the Board's action on March 11, 2009, this application has been approved and placed on the Unfunded List (Lack of AB 55 Loans). This approval does not constitute a guarantee or commitment of future State funding.

The District shall ensure that it is in compliance with all applicable laws, regulations and certifications it made on the program forms.

Based on the Board's action on June 5, 2017, this project is subject to the Grant Agreement submittal pursuant to School Facility Program Regulation Section 1859.90.4.

The District is responsible for ensuring that the project is compliant with Prevailing Wage Monitoring and/or Labor Compliance Program requirements at the time construction contracts are executed and/or construction commenced.

SCHOOL DISTRICT DATA

Application No: 57/68478-00-059 County: San Francisco
 School District: San Francisco Unified School Name: Frank McCoppin Elementary

PROJECT DATA

Type of Project: Elementary School Application Filing Basis: Site Specific
 Pupils Assigned Under 50 Yrs: K-6: 283
 7-8:
 9-12:
 Non-Severe: 14
 Severe:
 Financial Hardship Requested: No Recommended Acres: 5.7
 Alternative Education School: No Existing Acres: 0.96

ADJUSTED GRANT DATA

Modernization Grant - Under 50 Yrs	\$ 1,452,894.00
Fire Detection Alarm	46,625.00
Urban/Security/Impacted Site	426,942.00
Accessibility/Fire Code Req.	43,587.00
Total State Share (60%)	1,970,048.00
District Share (40%)	1,313,365.00
Total Project Cost	<u>\$ 3,283,413.00</u>

PROJECT FINANCING

<u>State Share</u>	
This Project	\$ 1,970,048.00
<u>District Share</u>	
Cash Contribution	1,313,365.00
Financial Hardship	
Total Project Cost	<u>\$ 3,283,413.00</u>

HISTORY OF PROJECT COST AND APPORTIONMENT

	Fund Code	Proposition	Previously Authorized	Authorized This Action	Unfunded Approval This Action
<u>State Share</u>					
Modernization/Additional Grant	951-570	51	\$	\$ 1,970,048.00	\$ 1,970,048.00
<u>District Share</u>					
Cash Contribution				1,313,365.00	
Total			\$	<u>\$ 3,283,413.00</u>	<u>\$ 1,970,048.00</u>

Funding Source: Proposition 51 Bonds/2016-Nov.

Pursuant to the Board's action on March 11, 2009, this application has been approved and placed on the Unfunded List (Lack of AB 55 Loans). This approval does not constitute a guarantee or commitment of future State funding.

The District shall ensure that it is in compliance with all applicable laws, regulations and certifications it made on the program forms.

Based on the Board's action on June 5, 2017, this project is subject to the Grant Agreement submittal pursuant to School Facility Program Regulation Section 1859.90.4.

The District is responsible for ensuring that the project is compliant with Prevailing Wage Monitoring and/or Labor Compliance Program requirements at the time construction contracts are executed and/or construction commenced.

SCHOOL DISTRICT DATA

Application No: 50/69062-01-011
School District: Sequoia Union High
High School Attendance Area: Carlmont, Menlo, Sequoia, Redwood

County: San Mateo
School Name: Sequoia High

PROJECT DATA

Type of Project: High School

K-6:	
7-8:	
9-12:	27

Non-Severe:

Severe:

Application Filing Basis: High School Attendance Area

Number of Classrooms: 1

Master Acres: 60.8

Existing Acres: 30.1

Proposed Acres:

Recommended Acres: 52.6

Facility Hardship (a): No

Financial Hardship Requested: No

Alternative Education School: No

Addition to Existing Site: Yes

Core Facilities: Multi-Purpose/Kitchen,
Gymnasium,
Library/Media Center,
Administration, Toilet

ADJUSTED GRANT DATA

New Construction Grant	\$	443,205.00
Fire Detection Alarm		891.00
Small Size Project		53,185.00
Total State Share (50%)		497,281.00
District Share (50%)		497,281.00
Total Project Cost	\$	994,562.00

PROJECT FINANCING

<u>State Share</u>	
This Project	\$ 497,281.00
<u>District Share</u>	
Cash Contribution	497,281.00
Financial Hardship	
Total Project Cost	\$ 994,562.00

HISTORY OF PROJECT COST AND APPORTIONMENT

	Fund Code	Proposition	Previously Authorized	Authorized This Action	Unfunded Approval This Action
<u>State Share</u>					
New Construction/Add. Grant	951-500	51	\$	\$ 497,281.00	\$ 497,281.00
<u>District Share</u>					
Cash Contribution				497,281.00	
Total			\$	\$ 994,562.00	\$ 497,281.00

Funding Source: Proposition 51 Bonds/2016-Nov.
Pursuant to the Board's action on March 11, 2009, this application has been approved and placed on the Unfunded List (Lack of AB 55 Loans). This approval does not constitute a guarantee or commitment of future State funding.

The District shall ensure that it is in compliance with all applicable laws, regulations and certifications it made on the program forms.

Based on the Board's action on June 5, 2017, this project is subject to the Grant Agreement submittal pursuant to School Facility Program Regulation Section 1859.90.4.

The District is responsible for ensuring that the project is compliant with Prevailing Wage Monitoring and/or Labor Compliance Program requirements at the time construction contracts are executed and/or construction commenced.

SCHOOL DISTRICT DATA

Application No: 50/69062-01-010
School District: Sequoia Union High
High School Attendance Area: Carlmont, Menlo, Sequoia, Redwood

County: San Mateo
School Name: Carlmont High

PROJECT DATA

Type of Project: High School

K-6:
7-8:
9-12: 216

Non-Severe:
Severe:

Application Filing Basis: High School Attendance Area

Number of Classrooms: 10
Master Acres: 60.8
Existing Acres: 29.93
Proposed Acres:
Recommended Acres: 60.8
Facility Hardship (a): No
Financial Hardship Requested: No
Alternative Education School: No
Addition to Existing Site: Yes

Core Facilities: Multi-Purpose/Kitchen,
 Gymnasium,
 Library/Media Center,
 Administration, Toilet

ADJUSTED GRANT DATA

New Construction Grant	\$	3,545,640.00
Fire Detection Alarm		7,128.00
Multi-Level Constr.	10Cr.	425,477.00
Urban/Security/Impacted Site		978,341.00
Total State Share (50%)		4,956,586.00
District Share (50%)		4,956,586.00
Total Project Cost	\$	9,913,172.00

PROJECT FINANCING

State Share

This Project	\$	4,956,586.00
---------------------	-----------	--------------

District Share

Cash Contribution	4,956,586.00
Financial Hardship	
Total Project Cost	\$ 9,913,172.00

HISTORY OF PROJECT COST AND APPORTIONMENT

	Fund Code	Proposition	Previously Authorized	Authorized This Action	Unfunded Approval This Action
State Share					
New Construction/Add. Grant	951-500	51	\$	\$ 4,956,586.00	\$ 4,956,586.00
District Share					
Cash Contribution				4,956,586.00	
Total			\$	\$ 9,913,172.00	\$ 4,956,586.00

Funding Source: Proposition 51 Bonds/2016-Nov.

Pursuant to the Board's action on March 11, 2009, this application has been approved and placed on the Unfunded List (Lack of AB 55 Loans). This approval does not constitute a guarantee or commitment of future State funding.

The District shall ensure that it is in compliance with all applicable laws, regulations and certifications it made on the program forms.

Based on the Board's action on June 5, 2017, this project is subject to the Grant Agreement submittal pursuant to School Facility Program Regulation Section 1859.90.4.

The District is responsible for ensuring that the project is compliant with Prevailing Wage Monitoring and/or Labor Compliance Program requirements at the time construction contracts are executed and/or construction commenced.

SCHOOL DISTRICT DATA

Application No: 57/62109-00-002 County: Fresno
 School District: Clay Joint Elementary School Name: Clay Elementary

PROJECT DATA

Type of Project: Elementary School Application Filing Basis: Site Specific
 Pupils Assigned Under 50 Yrs: K-6: 63
 7-8: 47
 9-12:
 Non-Severe:
 Severe:
 Financial Hardship Requested: Yes

GRANT DATA

<u>Estimated Total Grant</u>		<u>Separate Design Grant</u>	
Modernization Grant	\$ 523,436.00	Total Design (25% of Grant)	\$ 130,859.00
Total State Share (60%)	523,436.00	Design State Share (60%)	78,515.00
Total District Share (40%)	348,957.00	Design District Share (40%)	52,344.00
Total Estimated Grant	<u>\$ 872,393.00</u>	District Cash Contribution	\$ 43,496.57
		Financial Hardship	\$ 8,847.00

DESIGN PROJECT FINANCING

<u>State Share</u>	
Modernization Design	\$ 78,515.00
<u>District Share</u>	
Cash Contribution	43,496.57
Financial Hardship	8,847.00
Total Design Cost	<u>\$ 130,858.57</u>

HISTORY OF PROJECT COST AND APPORTIONMENT

	Fund Code		Previously Authorized	Authorized This Action	Unfunded Approval This Action
<u>State Share</u>					
Modernization Design Grant	951-570	51	\$	\$ 78,515.00	\$ 78,515.00
<u>District Share</u>					
Cash Contribution				43,496.57	
Financial Hardship	951-570	51		8,847.00	8,847.00
Total			<u>\$</u>	<u>\$ 130,858.57</u>	<u>\$ 87,362.00</u>

Funding Source: Proposition 51 Bonds/2016-Nov.

Pursuant to the Board's action on March 11, 2009, this application has been approved and placed on the Unfunded List (Lack of AB 55 Loans). This approval does not constitute a guarantee or commitment of future State funding.

Amounts shown for financial hardship assistance are subject to adjustment as a result of a review of the district's financial records pursuant to Regulation Section 1859.81(a) at the time of apportionment.

The District shall ensure that it is in compliance with all applicable laws, regulations and certifications it made on the program forms.

Based on the Board's action on June 5, 2017, this project is subject to the Grant Agreement submittal pursuant to School Facility Program Regulation Section 1859.90.4.

The District is responsible for ensuring that the project is compliant with Prevailing Wage Monitoring and/or Labor Compliance Program requirements at the time construction contracts are executed and/or construction commenced.

The District qualifies for financial hardship pursuant to SFP Regulation Section 1859.81(c)(4). The District has demonstrated it is financially unable to provide all or a part of the matching funds and is levying the developer fees or equal alternative revenue source justified by law. The District's total bonding capacity as of June 12, 2019 is \$5 million or less.

SCHOOL DISTRICT DATA

Application No: 57/68478-00-058 County: San Francisco
 School District: San Francisco Unified School Name: Chin (John Yehall) Elementary

PROJECT DATA

Type of Project: Elementary School Application Filing Basis: Site Specific
 Pupils Assigned Under 50 Yrs: K-6: 260
 7-8:
 9-12:
 Non-Severe: 13
 Severe:
 Financial Hardship Requested: No Recommended Acres: 5.7
 Alternative Education School: No Existing Acres: 0.63

ADJUSTED GRANT DATA

Modernization Grant - Under 50 Yrs	\$ 1,336,179.00
Fire Detection Alarm	42,874.00
Urban/Security/Impacted Site	418,006.00
Accessibility/Fire Code Req.	40,085.00
Total State Share (60%)	1,837,144.00
District Share (40%)	1,224,763.00
Total Project Cost	\$ 3,061,907.00

PROJECT FINANCING

<u>State Share</u>	
This Project	\$ 1,837,144.00
<u>District Share</u>	
Cash Contribution	1,224,763.00
Financial Hardship	
Total Project Cost	\$ 3,061,907.00

HISTORY OF PROJECT COST AND APPORTIONMENT

	Fund Code	Proposition	Previously Authorized	Authorized This Action	Unfunded Approval This Action
<u>State Share</u>					
Modernization/Additional Grant	947-570	47	\$	\$ 99,534.32	\$ 99,534.32
Modernization/Additional Grant	955-570	55		197,088.57	197,088.57
Modernization/Additional Grant	951-570	51		1,540,521.11	1,540,521.11
<u>District Share</u>					
Cash Contribution				1,224,763.00	
Total			\$	\$ 3,061,907.00	\$ 1,837,144.00

Funding Sources: Proposition 47 Bonds/2002-Nov.; Proposition 55 Bonds/2004-Mar.; Proposition 51 Bonds/2016-Nov.
 Pursuant to the Board's action on March 11, 2009, this application has been approved and placed on the Unfunded List (Lack of AB 55 Loans).
 This approval does not constitute a guarantee or commitment of future State funding.

The District shall ensure that it is in compliance with all applicable laws, regulations and certifications it made on the program forms.

Based on the Board's action on June 5, 2017, this project is subject to the Grant Agreement submittal pursuant to School Facility Program Regulation Section 1859.90.4.

The District is responsible for ensuring that the project is compliant with Prevailing Wage Monitoring and/or Labor Compliance Program requirements at the time construction contracts are executed and/or construction commenced.

SCHOOL DISTRICT DATA

Application No: 57/64451-00-026	County: Los Angeles
School District: Downey Unified	School Name: Warren High

PROJECT DATA

Type of Project: High School	Application Filing Basis: Site Specific
Pupils Assigned Under 50 Yrs:	Pupils Assigned Over 50 Yrs:
K-6:	K-6:
7-8:	7-8:
9-12: 88	9-12: 706
Non-Severe:	Non-Severe:
Severe: 2	Severe: 15
Financial Hardship Requested: No	Recommended Acres: 79.7
Alternative Education School: No	Existing Acres: 40

ADJUSTED GRANT DATA

Modernization Grant - Under 50 Yrs	\$ 595,532.00
Modernization Grant - Over 50 Yrs	6,615,173.00
Fire Detection Alarm	126,949.00
Urban/Security/Impacted Site	1,316,920.00
Accessibility/Fire Code Req.	216,321.00
Total State Share (60%)	8,870,895.00
District Share (40%)	5,913,930.00
Total Project Cost	\$ 14,784,825.00

PROJECT FINANCING

<u>State Share</u>	
This Project	\$ 8,870,895.00
<u>District Share</u>	
Cash Contribution	5,913,930.00
Financial Hardship	
Total Project Cost	\$ 14,784,825.00

HISTORY OF PROJECT COST AND APPORTIONMENT

	Fund Code	Proposition	Previously Authorized	Authorized This Action	Unfunded Approval This Action
<u>State Share</u>					
Modernization/Additional Grant	951-570	51	\$	\$ 8,870,895.00	\$ 8,870,895.00
<u>District Share</u>					
Cash Contribution				5,913,930.00	
Total			\$	\$ 14,784,825.00	\$ 8,870,895.00

Funding Source: Proposition 51 Bonds/2016-Nov.

Pursuant to the Board's action on March 11, 2009, this application has been approved and placed on the Unfunded List (Lack of AB 55 Loans). This approval does not constitute a guarantee or commitment of future State funding.

The District shall ensure that it is in compliance with all applicable laws, regulations and certifications it made on the program forms.

Based on the Board's action on June 5, 2017, this project is subject to the Grant Agreement submittal pursuant to School Facility Program Regulation Section 1859.90.4.

The District is responsible for ensuring that the project is compliant with Prevailing Wage Monitoring and/or Labor Compliance Program requirements at the time construction contracts are executed and/or construction commenced.

SCHOOL DISTRICT DATA

Application No: 50/61804-02-011
School District: San Ramon Valley Unified
High School Attendance Area: Monte Vista

County: Contra Costa
School Name: Dougherty Valley High

PROJECT DATA

Type of Project: High School
K-6:
7-8:
9-12: 270
Non-Severe:
Severe:
Application Filing Basis: High School Attendance Area
Number of Classrooms: 10
Master Acres: 70.5
Existing Acres: 45.38
Proposed Acres:
Recommended Acres: 68.3
Facility Hardship (a): No
Financial Hardship Requested: No
Alternative Education School: No
Addition to Existing Site: Yes

ADJUSTED GRANT DATA

New Construction Grant	\$	4,432,050.00
Fire Detection Alarm		8,910.00
Sprinkler System		68,310.00
Total State Share (50%)		4,509,270.00
District Share (50%)		4,509,270.00
Total Project Cost	\$	9,018,540.00

PROJECT FINANCING

State Share
This Project \$ 4,509,270.00
District Share
Cash Contribution 4,509,270.00
Financial Hardship
Total Project Cost \$ 9,018,540.00

HISTORY OF PROJECT COST AND APPORTIONMENT

	Fund Code	Proposition	Previously Authorized	Authorized This Action	Unfunded Approval This Action
State Share					
New Construction/Add. Grant	951-500	51	\$	\$ 4,509,270.00	\$ 4,509,270.00
District Share					
Cash Contribution				4,509,270.00	
Total			\$	9,018,540.00	\$ 4,509,270.00

Funding Source: Proposition 51 Bonds/2016-Nov.

Pursuant to the Board's action on March 11, 2009, this application has been approved and placed on the Unfunded List (Lack of AB 55 Loans). This approval does not constitute a guarantee or commitment of future State funding.

The District shall ensure that it is in compliance with all applicable laws, regulations and certifications it made on the program forms.

Based on the Board's action on June 5, 2017, this project is subject to the Grant Agreement submittal pursuant to School Facility Program Regulation Section 1859.90.4.

The District is responsible for ensuring that the project is compliant with Prevailing Wage Monitoring and/or Labor Compliance Program requirements at the time construction contracts are executed and/or construction commenced.

SCHOOL DISTRICT DATA

Application No: 50/64451-00-013
 School District: Downey Unified

County: Los Angeles
 School Name: Warren High

PROJECT DATA

Type of Project: High School
 K-6:
 7-8:
 9-12: 54
 Non-Severe:
 Severe:
 Application Filing Basis: District Wide
 Number of Classrooms: 2
 Master Acres: 79.7
 Existing Acres: 40
 Proposed Acres:
 Recommended Acres: 79.7
 Facility Hardship (a): No
 Financial Hardship Requested: No
 Alternative Education School: No
 Addition to Existing Site: No

ADJUSTED GRANT DATA

New Construction Grant	\$	886,410.00
Fire Detection Alarm		1,782.00
Service Site		182,388.00
Utilities		20,137.00
Small Size Project		106,369.00
Total State Share (50%)		<u>1,197,086.00</u>
District Share (50%)		<u>1,197,086.00</u>
Total Project Cost	\$	<u><u>2,394,172.00</u></u>

PROJECT FINANCING

State Share
 This Project \$ 1,197,086.00
District Share
 Cash Contribution 1,197,086.00
 Financial Hardship
 Total Project Cost \$ 2,394,172.00

HISTORY OF PROJECT COST AND APPORTIONMENT

	Fund Code	Proposition	Previously Authorized	Authorized This Action	Unfunded Approval This Action
<u>State Share</u>					
New Construction/Add. Grant	951-500	51	\$	\$ 1,197,086.00	\$ 1,197,086.00
<u>District Share</u>					
Cash Contribution				<u>1,197,086.00</u>	
Total			\$	<u><u>2,394,172.00</u></u>	<u><u>1,197,086.00</u></u>

Funding Source: Proposition 51 Bonds/2016-Nov.

Pursuant to the Board's action on March 11, 2009, this application has been approved and placed on the Unfunded List (Lack of AB 55 Loans). This approval does not constitute a guarantee or commitment of future State funding.

The District shall ensure that it is in compliance with all applicable laws, regulations and certifications it made on the program forms.

Based on the Board's action on June 5, 2017, this project is subject to the Grant Agreement submittal pursuant to School Facility Program Regulation Section 1859.90.4.

The District is responsible for ensuring that the project is compliant with Prevailing Wage and/or Labor Compliance Program requirements at the time construction contracts are executed and/or construction commenced.

SCHOOL DISTRICT DATA

Application No: 50/62414-00-017
 School District: Sanger Unified

County: Fresno
 School Name: John Wash

PROJECT DATA

Type of Project: Elementary School
 K-6: 175
 7-8:
 9-12:
 Non-Severe:
 Severe:
 Application Filing Basis: District Wide
 Number of Classrooms: 7
 Master Acres: 10.5
 Existing Acres: 12.8
 Proposed Acres:
 Recommended Acres: 10.2
 Facility Hardship (a): No
 Financial Hardship Requested: No
 Alternative Education School: No
 Addition to Existing Site: Yes

ADJUSTED GRANT DATA

New Construction Grant	\$ 2,134,475.00
Fire Detection Alarm	2,625.00
Service Site	124,537.00
Utilities	61,524.00
Small Size Project	85,379.00
Total State Share (50%)	<u>2,408,540.00</u>
District Share (50%)	<u>2,408,540.00</u>
Total Project Cost	<u><u>\$ 4,817,080.00</u></u>

PROJECT FINANCING

State Share
 This Project \$ 2,408,540.00
District Share
 Cash Contribution 2,408,540.00
 Financial Hardship
 Total Project Cost \$ 4,817,080.00

HISTORY OF PROJECT COST AND APPORTIONMENT

	Fund Code	Proposition	Previously Authorized	Authorized This Action	Unfunded Approval This Action
<u>State Share</u>					
New Construction/Add. Grant	951-500	51	\$	\$ 2,408,540.00	\$ 2,408,540.00
<u>District Share</u>					
Cash Contribution				<u>2,408,540.00</u>	
Total			<u><u>\$</u></u>	<u><u>\$ 4,817,080.00</u></u>	<u><u>\$ 2,408,540.00</u></u>

Funding Source: Proposition 51 Bonds/2016-Nov.

Pursuant to the Board's action on March 11, 2009, this application has been approved and placed on the Unfunded List (Lack of AB 55 Loans). This approval does not constitute a guarantee or commitment of future State funding.

The District shall ensure that it is in compliance with all applicable laws, regulations and certifications it made on the program forms.

Based on the Board's action on June 5, 2017, this project is subject to the Grant Agreement submittal pursuant to School Facility Program Regulation Section 1859.90.4.

The District is responsible for ensuring that the project is compliant with Prevailing Wage Monitoring and/or Labor Compliance Program requirements at the time construction contracts are executed and/or construction commenced.

SCHOOL DISTRICT DATA

Application No: 57/64832-00-004 County: Los Angeles
 School District: Newhall Elementary School Name: Newhall Elementary

PROJECT DATA

Type of Project:	Elementary School	Application Filing Basis:	Site Specific
Pupils Assigned Under 50 Yrs:	K-6: 241	Pupils Assigned Over 50 Yrs:	K-6: 159
	7-8:		7-8:
	9-12:		9-12:
	Non-Severe:		Non-Severe:
	Severe:		Severe:
Financial Hardship Requested:	No	Recommended Acres:	10.2
Alternative Education School:	No	Existing Acres:	10.9

ADJUSTED GRANT DATA

Modernization Grant - Under 50 Yrs	\$ 1,119,204.00
Modernization Grant - Over 50 Yrs	1,025,868.00
Fire Detection Alarm	60,400.00
Accessibility/Fire Code Req.	<u>64,352.00</u>
Total State Share (60%)	2,269,824.00
District Share (40%)	<u>1,513,216.00</u>
Total Project Cost	<u>\$ 3,783,040.00</u>

PROJECT FINANCING

<u>State Share</u>	
This Project	\$ 2,269,824.00
<u>District Share</u>	
Cash Contribution	1,513,216.00
Financial Hardship	
Total Project Cost	<u>\$ 3,783,040.00</u>

HISTORY OF PROJECT COST AND APPORTIONMENT

	Fund Code	Proposition	Previously Authorized	Authorized This Action	Unfunded Approval This Action
<u>State Share</u>					
Modernization/Additional Grant	951-570	51	\$	\$ 2,269,824.00	\$ 2,269,824.00
<u>District Share</u>					
Cash Contribution				<u>1,513,216.00</u>	
Total			\$	<u>\$ 3,783,040.00</u>	<u>\$ 2,269,824.00</u>

Funding Source: Proposition 51 Bonds/2016-Nov.

Pursuant to the Board's action on March 11, 2009, this application has been approved and placed on the Unfunded List (Lack of AB 55 Loans). This approval does not constitute a guarantee or commitment of future State funding.

The District shall ensure that it is in compliance with all applicable laws, regulations and certifications it made on the program forms.

Based on the Board's action on June 5, 2017, this project is subject to the Grant Agreement submittal pursuant to School Facility Program Regulation Section 1859.90.4.

The District is responsible for ensuring that the project is complete with Prevailing Wage Monitoring and/or Labor Compliance Program requirements at the time construction contracts are executed and/or construction commenced.

SCHOOL DISTRICT DATA

Application No: 57/69062-00-036	County: San Mateo
School District: Sequoia Union High	School Name: Sequoia High

PROJECT DATA

Type of Project:	High School	Application Filing Basis:	Site Specific
Pupils Assigned Over 50 Years:	K-6:		
	7-8:		
	9-12:	101	
	Non-Severe:		
	Severe:		
Financial Hardship Requested:	No	Recommended Acres:	52.6
Alternative Education School:	No	Existing Acres:	30.1

ADJUSTED GRANT DATA

Modernization Grant - Over 50 Yrs	\$	902,233.00
Fire Detection Alarm		15,251.00
Small Size Project		36,089.00
Urban/Security/Impacted Site		149,497.00
Accessibility/Fire Code Req.		27,067.00
Total State Share (60%)		1,130,137.00
District Share (40%)		753,425.00
Total Project Cost	\$	1,883,562.00

PROJECT FINANCING

<u>State Share</u>		
This Project	\$	1,130,137.00
<u>District Share</u>		
Cash Contribution		753,425.00
Financial Hardship		
Total Project Cost	\$	1,883,562.00

HISTORY OF PROJECT COST AND APPORTIONMENT

	Fund Code	Proposition	Previously Authorized	Authorized This Action	Unfunded Approval This Action
<u>State Share</u>					
Modernization/Additional Grant	951-570	51	\$	\$ 1,130,137.00	\$ 1,130,137.00
<u>District Share</u>					
Cash Contribution				753,425.00	
Total			\$	\$ 1,883,562.00	\$ 1,130,137.00

Funding Source: Proposition 51 Bonds/2016-Nov.

Pursuant to the Board's action on March 11, 2009, this application has been approved and placed on the Unfunded List (Lack of AB 55 Loans). This approval does not constitute a guarantee or commitment of future State funding.

The District shall ensure that it is in compliance with all applicable laws, regulations and certifications it made on the program forms.

Based on the Board's action on June 5, 2017, this project is subject to the Grant Agreement submittal pursuant to School Facility Program Regulation Section 1859.90.4.

The District is responsible for ensuring that the project is compliant with Prevailing Wage Monitoring and/or Labor Compliance Program requirements at the time construction contracts are executed and/or construction commenced.

SCHOOL DISTRICT DATA

Application No: 57/64451-00-027	County: Los Angeles
School District: Downey Unified	School Name: Warren High

PROJECT DATA

Type of Project: High School	Application Filing Basis: Site Specific
Pupils Assigned Under 50 Yrs:	Pupils Assigned Over 50 Yrs:
K-6:	K-6:
7-8:	7-8:
9-12: 11	9-12: 88
Non-Severe:	Non-Severe:
Severe:	Severe:
Financial Hardship Requested: No	Recommended Acres: 77.6
Alternative Education School: No	Existing Acres: 40

ADJUSTED GRANT DATA

Modernization Grant - Under 50 Yrs	\$ 70,741.00
Modernization Grant - Over 50 Yrs	786,104.00
Fire Detection Alarm	14,949.00
Small Size Project	102,821.00
Urban/Security/Impacted Site	171,113.00
Accessibility/Fire Code Req.	25,705.00
Total State Share (60%)	1,171,433.00
District Share (40%)	780,955.00
Total Project Cost	<u>\$ 1,952,388.00</u>

PROJECT FINANCING

<u>State Share</u>	
This Project	\$ 1,171,433.00
<u>District Share</u>	
Cash Contribution	780,955.00
Financial Hardship	
Total Project Cost	<u>\$ 1,952,388.00</u>

HISTORY OF PROJECT COST AND APPORTIONMENT

	Fund Code	Proposition	Previously Authorized	Authorized This Action	Unfunded Approval This Action
<u>State Share</u>					
Modernization/Additional Grant	951-570	51	\$	\$ 1,171,433.00	\$ 1,171,433.00
<u>District Share</u>					
Cash Contribution				780,955.00	
Total			\$	<u>\$ 1,952,388.00</u>	<u>\$ 1,171,433.00</u>

Funding Source: Proposition 51 Bonds/2016-Nov.

Pursuant to the Board's action on March 11, 2009, this application has been approved and placed on the Unfunded List (Lack of AB 55 Loans). This approval does not constitute a guarantee or commitment of future State funding.

The District shall ensure that it is in compliance with all applicable laws, regulations and certifications it made on the program forms.

Based on the Board's action on June 5, 2017, this project is subject to the Grant Agreement submittal pursuant to School Facility Program Regulation Section 1859.90.4.

The District is responsible for ensuring that the project is compliant with Prevailing Wage Monitoring and/or Labor Compliance Program requirements at the time construction contracts are executed and/or construction commenced.

SCHOOL DISTRICT DATA

Application No: 50/67652-00-020
School District: Chaffey Joint Union High

County: San Bernardino
School Name: Chaffey High

PROJECT DATA

Type of Project: High School
K-6:
7-8:
9-12: 810
Non-Severe:
Severe:
Application Filing Basis: District Wide
Number of Classrooms: 30
Master Acres: 86.26
Existing Acres: 59.2
Proposed Acres:
Recommended Acres: 86.26
Facility Hardship (a): No
Financial Hardship Requested: No
Alternative Education School: No
Addition to Existing Site: Yes

ADJUSTED GRANT DATA

New Construction Grant	\$	13,296,150.00
Fire Detection Alarm		26,730.00
Service Site		269,704.00
Off-Site		31,085.00
Utilities		9,913.00
Total State Share (50%)		13,633,582.00
District Share (50%)		13,633,582.00
Total Project Cost	\$	<u>27,267,164.00</u>

PROJECT FINANCING

State Share
This Project \$ 13,633,582.00
District Share
Cash Contribution 13,633,582.00
Financial Hardship
Total Project Cost \$ 27,267,164.00

HISTORY OF PROJECT COST AND APPORTIONMENT

	Fund Code	Proposition	Previously Authorized	Authorized This Action	Unfunded Approval This Action
State Share					
New Construction/Add. Grant	951-500	51	\$	\$ 13,633,582.00	\$ 13,633,582.00
District Share					
Cash Contribution				13,633,582.00	
Total			\$	<u>27,267,164.00</u>	<u>13,633,582.00</u>

Funding Source: Proposition 51 Bonds/2016-Nov.

Pursuant to the Board's action on March 11, 2009, this application has been approved and placed on the Unfunded List (Lack of AB 55 Loans). This approval does not constitute a guarantee or commitment of future State funding.

The District shall ensure that it is in compliance with all applicable laws, regulations and certifications it made on the program forms.

Based on the Board's action on June 5, 2017, this project is subject to the Grant Agreement submittal pursuant to School Facility Program Regulation Section 1859.90.4.

The District is responsible for ensuring that the project is compliant with Prevailing Wage Monitoring and/or Labor Compliance Program requirements at the time construction contracts are executed and/or construction commenced.

SCHOOL DISTRICT DATA

Application No: 57/75531-00-010 County: Tulare
 School District: Dinuba Unified School Name: Lincoln Elementary

PROJECT DATA

Type of Project: Elementary School Application Filing Basis: Site Specific
 Pupils Assigned Under 50 Yrs: K-6: 142
 7-8:
 9-12:
 Non-Severe:
 Severe:
 Financial Hardship Requested: Yes Recommended Acres: 9.6
 Alternative Education School: No Existing Acres: 8.4

ADJUSTED GRANT DATA

Modernization Grant - Under 50 Yrs	\$ 659,448.00
Fire Detection Alarm	21,442.00
Small Size Project	26,378.00
Accessibility/Fire Code Req.	19,783.00
Total State Share (60%)	727,051.00
District Share (40%)	484,701.00
Total Project Cost	\$ 1,211,752.00

PROJECT FINANCING

<u>State Share</u>	
This Project	\$ 727,051.00
<u>District Share</u>	
Cash Contribution	
Financial Hardship	484,701.00
Total Project Cost	\$ 1,211,752.00

HISTORY OF PROJECT COST AND APPORTIONMENT

	Fund Code	Proposition	Previously Authorized	Authorized This Action	Unfunded Approval This Action
<u>State Share</u>					
Modernization/Additional Grant	951-570	51	\$ 174,150.00	\$ 552,901.00	\$ 552,901.00
<u>District Share</u>					
Cash Contribution					
Financial Hardship	951-570	51		484,701.00	484,701.00
Total			\$ 174,150.00	\$ 1,037,602.00	\$ 1,037,602.00

Funding Source: Proposition 51 Bonds/2016-Nov.

Pursuant to the Board's action on March 11, 2009, this application has been approved and placed on the Unfunded List (Lack of AB 55 Loans). This approval does not constitute a guarantee or commitment of future State funding.

Amounts shown for financial hardship assistance are subject to adjustment as a result of a review of the District's financial records pursuant to Regulation Section 1859.81(a) at the time of apportionment.

The District shall ensure that it is in compliance with all applicable laws, regulations and certifications it made on the program forms.

The District qualifies for financial hardship pursuant to SFP Regulation Section 1859.81(c)(1). The District has demonstrated it is financially unable to provide all or a part of the matching funds and is levying the developer fees or equal alternative revenue source justified by law. The District's outstanding bonded indebtedness (as of April 4, 2019) is at least 60 of its total bonding capacity.

Based on the Board's action on June 5, 2017, this project is subject to the Grant Agreement submittal pursuant to School Facility Program Regulation Section 1859.90.4.

The District is responsible for ensuring that the project is compliant with Prevailing Wage Monitoring and/or Labor Compliance Program requirements at the time construction contracts are executed and/or construction commenced.

SCHOOL DISTRICT DATA

Application No: 57/61796-00-051 School District: West Contra Costa Unified	County: Contra Costa School Name: Pinole Valley High
---	---

PROJECT DATA

Type of Project: High School Pupils Assigned Under 50 Yrs: K-6: 7-8: 9-12: 445 Non-Severe: 5 Severe: 1 Financial Hardship Requested: No Alternative Education School: No	Application Filing Basis: Site Specific Pupils Assigned Over 50 Yrs: K-6: 7-8: 9-12: 1610 Non-Severe: 21 Severe: 8 Recommended Acres: 46.5 Existing Acres: 15.5
---	--

ADJUSTED GRANT DATA

Modernization Grant - Under 50 Yrs	\$ 2,926,112.00
Modernization Grant - Over 50 Yrs	14,835,442.00
Fire Detection Alarm	321,268.00
Urban/Security/Impacted Site	4,243,431.00
Accessibility/Fire Code Req.	532,847.00
Two Stop Elevators	496,320.00
Additional Elev. Stops	44,670.00
Total State Share (60%)	23,400,090.00
District Share (40%)	15,600,060.00
Total Project Cost	\$ 39,000,150.00

PROJECT FINANCING

<u>State Share</u>	
This Project	\$ 23,400,090.00
<u>District Share</u>	
Cash Contribution	15,600,060.00
Financial Hardship	
Total Project Cost	\$ 39,000,150.00

HISTORY OF PROJECT COST AND APPORTIONMENT

	Fund Code	Proposition	Previously Authorized	Authorized This Action	Unfunded Approval This Action
<u>State Share</u>					
Modernization/Additional Grant	951-570	51	\$	\$ 23,400,090.00	\$ 23,400,090.00
<u>District Share</u>					
Cash Contribution				15,600,060.00	
Total			\$	\$ 39,000,150.00	\$ 23,400,090.00

Funding Source: Proposition 51 Bonds/2016-Nov.

Pursuant to the Board's action on March 11, 2009, this application has been approved and placed on the Unfunded List (Lack of AB 55 Loans). This approval does not constitute a guarantee or commitment of future State funding.

The District shall ensure that it is in compliance with all applicable laws, regulations and certifications it made on the program forms.

Based on the Board's action on June 5, 2017, this project is subject to the Grant Agreement submittal pursuant to School Facility Program Regulation Section 1859.90.4.

The District is responsible for ensuring that the project is compliant with Prevailing Wage Monitoring and/or Labor Compliance Program requirements at the time construction contracts are executed and/or construction commenced.

SCHOOL DISTRICT DATA

Application No: 57/64907-00-029 County: Los Angeles
 School District: Pomona Unified School Name: Garey Senior High

PROJECT DATA

Type of Project:	High School	Application Filing Basis:	Site Specific
Pupils Assigned Under 50 Yrs:		Pupils Assigned Over 50 Yrs:	
K-6:		K-6:	
7-8:		7-8:	
9-12:	204	9-12:	184
Non-Severe:		Non-Severe:	
Severe:		Severe:	
Financial Hardship Requested:	No	Recommended Acres:	46.5
Alternative Education School:	No	Existing Acres:	32.5

ADJUSTED GRANT DATA

Modernization Grant - Under 50 Yrs	\$ 1,311,924.00
Modernization Grant - Over 50 Yrs	1,643,672.00
Accessibility/Fire Code Req.	88,668.00
Total State Share (60%)	3,044,264.00
District Share (40%)	2,029,509.00
Total Project Cost	\$ 5,073,773.00

PROJECT FINANCING

<u>State Share</u>	
This Project	\$ 3,044,264.00
<u>District Share</u>	
Cash Contribution	2,029,509.00
Financial Hardship	
Total Project Cost	\$ 5,073,773.00

HISTORY OF PROJECT COST AND APPORTIONMENT

	Fund Code	Proposition	Previously Authorized	Authorized This Action	Unfunded Approval This Action
<u>State Share</u>					
Modernization/Additional Grant	951-570	51	\$	\$ 3,044,264.00	\$ 3,044,264.00
<u>District Share</u>					
Cash Contribution				2,029,509.00	
Total			\$	\$ 5,073,773.00	\$ 3,044,264.00

Funding Source: Proposition 51 Bonds/2016-Nov.

Pursuant to the Board's action on March 11, 2009, this application has been approved and placed on the Unfunded List (Lack of AB 55 Loans). This approval does not constitute a guarantee or commitment of future State funding.

The District shall ensure that it is in compliance with all applicable laws, regulations and certifications it made on the program forms.

Based on the Board's action on June 5, 2017, this project is subject to the Grant Agreement submittal pursuant to School Facility Program Regulation Section 1859.90.4.

The District is responsible for ensuring that the project is compliant with Prevailing Wage Monitoring and/or Labor Compliance Program requirements at the time construction contracts are executed and/or construction commenced.

SCHOOL DISTRICT DATA

Application No: 50/66191-00-009	County: Monterey
School District: Santa Rita Union Elementary	School Name: Sbrana K-5 Site

PROJECT DATA

Type of Project: Elementary School	Application Filing Basis: District Wide
Pupils Assigned	Number of Classrooms: 24
K-6: 325	Existing Acres:
7-8:	Proposed Acres: 10
9-12:	Facility Hardship (a): No
Non-Severe:	Addition to Existing Site: No
Severe:	
Financial Hardship Requested: Yes	

GRANT DATA

<u>Estimated Total Grant</u>	<u>Separate Site/Design Grant</u>
Site Acquisition (50%) \$ 1,359,510.00	Total Site Acquisition \$ 2,719,020.00
New Construction Grant 3,964,025.00	Total Design (40% of Grant) 1,585,610.00
Total State Share (50%) 5,323,535.00	
District Share (50%) 5,323,535.00	Total Site/Design \$ <u>4,304,630.00</u>
Total Estimated Cost \$ 10,647,070.00	Total State Share (50%) 2,152,315.00
	District Share (50%) 2,152,315.00
	District Cash Contribution \$ 643,969.00
	Financial Hardship \$ 1,508,346.00

SITE/DESIGN PROJECT FINANCING

<u>State Share</u>	
New Construction Site/Design Grant	\$ 2,152,315.00
<u>District Share</u>	
Cash Contribution	643,969.00
Financial Hardship	1,508,346.00
Total Site/Design Cost	<u>\$ 4,304,630.00</u>

HISTORY OF PROJECT COST AND APPORTIONMENT

	Fund Code	Proposition	Previously Authorized	Authorized This Action	Unfunded Approval This Action
<u>State Share</u>					
New Construction Site/Design Grant	951-500	51	\$	\$ 2,152,315.00	\$ 2,152,315.00
<u>District Share</u>					
Cash Contribution				643,969.00	
Financial Hardship	951-500	51		1,508,346.00	1,508,346.00
Total			<u>\$</u>	<u>\$ 4,304,630.00</u>	<u>\$ 3,660,661.00</u>

Funding Source: Proposition 51 Bonds/2016-Nov.

Pursuant to the Board's action on March 11, 2009, this application has been approved and placed on the Unfunded List (Lack of AB 55 Loans). This approval does not constitute a guarantee or commitment of future State funding.

Amounts shown for financial hardship assistance are subject to adjustment as a result of a review of the District's financial records pursuant to Regulation Section 1859.81(a) at the time of apportionment.

The District shall ensure that it is in compliance with all applicable laws, regulations and certifications it made on the program forms.

Based on the Board's action on June 5, 2017, this project is subject to the Grant Agreement submittal pursuant to School Facility Program Regulation Section 1859.90.4.

The District is responsible for ensuring that the project is compliant with Prevailing Wage Monitoring and/or Labor Compliance Program requirements at the time construction contracts are executed and/or construction commenced.

The District qualifies for financial hardship pursuant to SFP Regulation Section 1859.81(c)(1). The District has demonstrated it is financially unable to provide all or a part of the matching funds and is levying the developer fees or equal alternative revenue source justified by law. The District's outstanding bonded indebtedness (as of June 24, 2019) is at least 60 percent of its total bonding capacity.

SCHOOL DISTRICT DATA

Application No: 57/72231-00-010 County: Tulare
 School District: Tulare City Elementary School Name: Garden Elementary

PROJECT DATA

Type of Project: Elementary School Application Filing Basis: Site Specific
 Pupils Assigned Under 50 Yrs: K-6: 135
 7-8:
 9-12:
 Non-Severe:
 Severe:
 Financial Hardship Requested: No Recommended Acres: 14.1
 Alternative Education School: No Existing Acres: 14

ADJUSTED GRANT DATA

Modernization Grant - Under 50 Yrs	\$ 626,940.00
Small Size Project	25,078.00
Accessibility/Fire Code Req.	18,808.00
Total State Share (60%)	670,826.00
District Share (40%)	447,217.00
Total Project Cost	<u>\$ 1,118,043.00</u>

PROJECT FINANCING

<u>State Share</u>	
This Project	\$ 670,826.00
<u>District Share</u>	
Cash Contribution	447,217.00
Financial Hardship	
Total Project Cost	<u>\$ 1,118,043.00</u>

HISTORY OF PROJECT COST AND APPORTIONMENT

	Fund Code	Proposition	Previously Authorized	Authorized This Action	Unfunded Approval This Action
<u>State Share</u>					
Modernization/Additional Grant	951-570	51	\$	\$ 670,826.00	\$ 670,826.00
<u>District Share</u>					
Cash Contribution				447,217.00	
Total			\$	<u>\$ 1,118,043.00</u>	<u>\$ 670,826.00</u>

Funding Source: Proposition 51 Bonds/2016-Nov.

Pursuant to the Board's action on March 11, 2009, this application has been approved and placed on the Unfunded List (Lack of AB 55 Loans). This approval does not constitute a guarantee or commitment of future State funding.

The District shall ensure that it is in compliance with all applicable laws, regulations and certifications it made on the program forms.

The District is responsible for ensuring that the project is compliant with Prevailing Wage Monitoring and/or Labor Compliance Program requirements at the time construction contracts are executed and/or construction commenced.

Based on the Board's action on June 5, 2017, this project is subject to the Grant Agreement submittal pursuant to School Facility Program Regulation Section 1859.90.4.

SCHOOL DISTRICT DATA

Application No: 57/64907-00-030 County: Los Angeles
 School District: Pomona Unified School Name: Lincoln Elementary

PROJECT DATA

Type of Project: Elementary School Application Filing Basis: Site Specific
 Pupils Assigned Under 50 Yrs: K-6: 124
 7-8:
 9-12:
 Non-Severe:
 Severe:
 Financial Hardship Requested: No Recommended Acres: 7
 Alternative Education School: No Existing Acres: 5.7

ADJUSTED GRANT DATA

Modernization Grant - Under 50 Yrs	\$ 575,856.00
Fire Detection Alarm	18,724.00
Small Size Project	23,034.00
Accessibility/Fire Code Req.	17,276.00
Total State Share (60%)	634,890.00
District Share (40%)	423,260.00
Total Project Cost	<u>\$ 1,058,150.00</u>

PROJECT FINANCING

<u>State Share</u>	
This Project	\$ 634,890.00
<u>District Share</u>	
Cash Contribution	423,260.00
Financial Hardship	
Total Project Cost	<u>\$ 1,058,150.00</u>

HISTORY OF PROJECT COST AND APPORTIONMENT

	Fund Code	Proposition	Previously Authorized	Authorized This Action	Unfunded Approval This Action
<u>State Share</u>					
Modernization/Additional Grant	951-570	51	\$	\$ 634,890.00	\$ 634,890.00
<u>District Share</u>					
Cash Contribution				423,260.00	
Total			\$	<u>\$ 1,058,150.00</u>	<u>\$ 634,890.00</u>

Funding Source: Proposition 51 Bonds/2016-Nov.

Pursuant to the Board's action on March 11, 2009, this application has been approved and placed on the Unfunded List (Lack of AB 55 Loans). This approval does not constitute a guarantee or commitment of future State funding.

The District shall ensure that it is in compliance with all applicable laws, regulations and certifications it made on the program forms.

The District is responsible for ensuring that the project is compliant with Prevailing Wage Monitoring and/or Labor Compliance Program requirements at the time construction contracts are executed and/or construction commenced.

Based on the Board's action on June 5, 2017, this project is subject to the Grant Agreement submittal pursuant to School Facility Program Regulation Section 1859.90.4.

SCHOOL DISTRICT DATA

Application No: 57/75192-00-005 County: Riverside
 School District: Temecula Valley Unified School Name: Margarita Middle

PROJECT DATA

Type of Project: Middle School Application Filing Basis: Site Specific
 Pupils Assigned Under 50 Yrs: K-6: 505
 7-8: 505
 9-12:
 Non-Severe:
 Severe:
 Financial Hardship Requested: No Recommended Acres: 14
 Alternative Education School: No Existing Acres: 24.97

ADJUSTED GRANT DATA

Modernization Grant - Under 50 Yrs	\$ 2,480,560.00
Fire Detection Alarm	76,255.00
Accessibility/Fire Code Req.	74,417.00
Total State Share (60%)	2,631,232.00
District Share (40%)	1,754,155.00
Total Project Cost	<u>\$ 4,385,387.00</u>

PROJECT FINANCING

<u>State Share</u>	
This Project	\$ 2,631,232.00
<u>District Share</u>	
Cash Contribution	1,754,155.00
Financial Hardship	
Total Project Cost	<u>\$ 4,385,387.00</u>

HISTORY OF PROJECT COST AND APPORTIONMENT

	Fund Code	Proposition	Previously Authorized	Authorized This Action	Unfunded Approval This Action
<u>State Share</u>					
Modernization/Additional Grant	951-570	51	\$	\$ 2,631,232.00	\$ 2,631,232.00
<u>District Share</u>					
Cash Contribution				1,754,155.00	
Total			\$	<u>\$ 4,385,387.00</u>	<u>\$ 2,631,232.00</u>

Funding Source: Proposition 51 Bonds/2016-Nov.

Pursuant to the Board's action on March 11, 2009, this application has been approved and placed on the Unfunded List (Lack of AB 55 Loans). This approval does not constitute a guarantee or commitment of future State funding.

The District shall ensure that it is in compliance with all applicable laws, regulations and certifications it made on the program forms.

Based on the Board's action on June 5, 2017, this project is subject to the Grant Agreement submittal pursuant to School Facility Program Regulation Section 1859.90.4.

The District is responsible for ensuring that the project is compliant with Prevailing Wage Monitoring and/or Labor Compliance Program requirements at the time construction contracts are executed and/or construction commenced.

SCHOOL DISTRICT DATA

Application No: 57/75192-00-006 County: Riverside
 School District: Temecula Valley Unified School Name: Nicolas Valley Elementary

PROJECT DATA

Type of Project: Elementary School Application Filing Basis: Site Specific
 Pupils Assigned Under 50 Yrs: K-6: 365
 7-8:
 9-12:
 Non-Severe:
 Severe:
 Financial Hardship Requested: No Recommended Acres: 11.5
 Alternative Education School: No Existing Acres: 14.3

ADJUSTED GRANT DATA

Modernization Grant - Under 50 Yrs	\$ 1,695,060.00
Accessibility/Fire Code Req.	50,852.00
Total State Share (60%)	1,745,912.00
District Share (40%)	1,163,941.00
Total Project Cost	<u>\$ 2,909,853.00</u>

PROJECT FINANCING

<u>State Share</u>	
This Project	\$ 1,745,912.00
<u>District Share</u>	
Cash Contribution	1,163,941.00
Financial Hardship	
Total Project Cost	<u>\$ 2,909,853.00</u>

HISTORY OF PROJECT COST AND APPORTIONMENT

	Fund Code	Proposition	Previously Authorized	Authorized This Action	Unfunded Approval This Action
<u>State Share</u>					
Modernization/Additional Grant	951-570	51	\$	\$ 1,745,912.00	\$ 1,745,912.00
<u>District Share</u>					
Cash Contribution				1,163,941.00	
Total			\$	<u>\$ 2,909,853.00</u>	<u>\$ 1,745,912.00</u>

Funding Source: Proposition 51 Bonds/2016-Nov.

Pursuant to the Board's action on March 11, 2009, this application has been approved and placed on the Unfunded List (Lack of AB 55 Loans). This approval does not constitute a guarantee or commitment of future State funding.

The District shall ensure that it is in compliance with all applicable laws, regulations and certifications it made on the program forms.

Based on the Board's action on June 5, 2017, this project is subject to the Grant Agreement submittal pursuant to School Facility Program Regulation Section 1859.90.4.

The District is responsible for ensuring that the project is compliant with Prevailing Wage Monitoring and/or Labor Compliance Program requirements at the time construction contracts are executed and/or construction commenced.

SCHOOL DISTRICT DATA

Application No: 57/75192-00-007 School District: Temecula Valley Unified	County: Riverside School Name: Temecula Valley High
---	--

PROJECT DATA

Type of Project: High School Pupils Assigned Under 50 Yrs: K-6: 7-8: 9-12: 503 Non-Severe: Severe:	Application Filing Basis: Site Specific Financial Hardship Requested: No Alternative Education School: No	Recommended Acres: 63.4 Existing Acres: 53
---	--	---

ADJUSTED GRANT DATA

Modernization Grant - Under 50 Yrs	\$ 3,234,793.00
Fire Detection Alarm	75,953.00
Accessibility/Fire Code Req.	97,044.00
Two Stop Elevators	248,160.00
Total State Share (60%)	3,655,950.00
District Share (40%)	2,437,300.00
Total Project Cost	\$ 6,093,250.00

PROJECT FINANCING

<u>State Share</u>	
This Project	\$ 3,655,950.00
<u>District Share</u>	
Cash Contribution	2,437,300.00
Financial Hardship	
Total Project Cost	\$ 6,093,250.00

HISTORY OF PROJECT COST AND APPORTIONMENT

	Fund Code	Proposition	Previously Authorized	Authorized This Action	Unfunded Approval This Action
<u>State Share</u>					
Modernization/Additional Grant	951-570	51	\$	\$ 3,655,950.00	\$ 3,655,950.00
<u>District Share</u>					
Cash Contribution				2,437,300.00	
Total			\$	\$ 6,093,250.00	\$ 3,655,950.00

Funding Source: Proposition 51 Bonds/2016-Nov.

Pursuant to the Board's action on March 11, 2009, this application has been approved and placed on the Unfunded List (Lack of AB 55 Loans). This approval does not constitute a guarantee or commitment of future State funding.

The District shall ensure that it is in compliance with all applicable laws, regulations and certifications it made on the program forms.

Based on the Board's action on June 5, 2017, this project is subject to the Grant Agreement submittal pursuant to School Facility Program Regulation Section 1859.90.4.

The District is responsible for ensuring that the project is compliant with Prevailing Wage Monitoring and/or Labor Compliance Program requirements at the time construction contracts are executed and/or construction commenced.

SCHOOL DISTRICT DATA

Application No: 50/66191-00-010	County: Monterey
School District: Santa Rita Union Elementary	School Name: Bolsa Knolls Middle

PROJECT DATA

Type of Project:	Middle School
K-6:	50
7-8:	55
9-12:	
Non-Severe:	
Severe:	
Application Filing Basis:	District Wide
Number of Classrooms:	6
Master Acres:	18.4
Existing Acres:	15.65
Proposed Acres:	
Recommended Acres:	18.4
Facility Hardship (a):	No
Financial Hardship Requested:	Yes
Alternative Education School:	No
Addition to Existing Site:	Yes
Core Facilities:	Multi-Purpose/Kitchen, Gymnasium, Library/Media Center, Administration, Toilet

ADJUSTED GRANT DATA

New Construction Grant	\$ 1,354,605.00
Fire Detection Alarm	2,100.00
Sprinkler System	25,515.00
Service Site	88,556.00
Utilities	33,434.00
Small Size Project	54,184.00
Total State Share (50%)	<u>1,558,394.00</u>
District Share (50%)	<u>1,558,394.00</u>
Total Project Cost	<u><u>\$ 3,116,788.00</u></u>

PROJECT FINANCING

<u>State Share</u>	
This Project	\$ 1,558,394.00
<u>District Share</u>	
Cash Contribution	1,558,394.00
Financial Hardship	0.00
Total Project Cost	<u><u>\$ 3,116,788.00</u></u>

HISTORY OF PROJECT COST AND APPORTIONMENT

	Fund Code	Proposition	Previously Authorized	Authorized This Action	Unfunded Approval This Action
<u>State Share</u>					
New Construction/Add. Grant	951-500	51	\$	\$ 1,558,394.00	\$ 1,558,394.00
<u>District Share</u>					
Cash Contribution				1,558,394.00	
Total			<u><u>\$</u></u>	<u><u>\$ 3,116,788.00</u></u>	<u><u>\$ 1,558,394.00</u></u>

Funding Source: Proposition 51 Bonds/2016-Nov.

Pursuant to the Board's action on March 11, 2009, this application has been approved and placed on the Unfunded List (Lack of AB 55 Loans). This approval does not constitute a guarantee or commitment of future State funding.

The District shall ensure that it is in compliance with all applicable laws, regulations and certifications it made on the program forms.

Based on the Board's action on June 5, 2017, this project is subject to the Grant Agreement submittal pursuant to School Facility Program Regulation Section 1859.90.4.

The District is responsible for ensuring that the project is compliant with Prevailing Wage Monitoring and/or Labor Compliance Program requirements at the time construction contracts are executed and/or construction commenced.

SCHOOL DISTRICT DATA

Application No: 57/64279-00-016	County: Los Angeles
School District: Azusa Unified	School Name: Slauson Intermediate

PROJECT DATA

Type of Project: Middle School	Application Filing Basis: Site Specific
Pupils Assigned Under 50 Yrs:	Pupils Assigned Over 50 Yrs:
K-6:	K-6: 13
7-8: 107	7-8: 13
9-12:	9-12: 0
Non-Severe: 1	Non-Severe: 0
Severe:	Severe:
Financial Hardship Requested: No	Recommended Acres: 14
Alternative Education School: No	Existing Acres: 10

ADJUSTED GRANT DATA

Modernization Grant - Under 50 Yrs	\$ 535,487.00
Modernization Grant - Over 50 Yrs	88,712.00
Small Size Project	24,968.00
Accessibility/Fire Code Req.	18,726.00
Total State Share (60%)	667,893.00
District Share (40%)	445,262.00
Total Project Cost	\$ 1,113,155.00

PROJECT FINANCING

<u>State Share</u>	
This Project	\$ 667,893.00
<u>District Share</u>	
Cash Contribution	445,262.00
Financial Hardship	
Total Project Cost	\$ 1,113,155.00

HISTORY OF PROJECT COST AND APPORTIONMENT

	Fund Code	Proposition	Previously Authorized	Authorized This Action	Unfunded Approval This Action
<u>State Share</u>					
Modernization/Additional Grant	951-570	51	\$	\$ 667,893.00	\$ 667,893.00
<u>District Share</u>					
Cash Contribution				445,262.00	
Total			\$	\$ 1,113,155.00	\$ 667,893.00

Funding Source: Proposition 51 Bonds/2016-Nov.

Pursuant to the Board's action on March 11, 2009, this application has been approved and placed on the Unfunded List (Lack of AB 55 Loans). This approval does not constitute a guarantee or commitment of future State funding.

The District shall ensure that it is in compliance with all applicable laws, regulations and certifications it made on the program forms.

Based on the Board's action on June 5, 2017, this project is subject to the Grant Agreement submittal pursuant to School Facility Program Regulation Section 1859.90.4.

The District is responsible for ensuring that the project is compliant with Prevailing Wage Monitoring and/or Labor Compliance Program requirements at the time construction contracts are executed and/or construction commenced.

SCHOOL DISTRICT DATA

Application No: 57/68676-00-036	County: San Joaquin
School District: Stockton Unified	School Name: Roosevelt Elementary

PROJECT DATA

Type of Project: Elementary School	Application Filing Basis: Site Specific
Pupils Assigned Under 50 Yrs:	Pupils Assigned Over 50 Yrs:
K-6: 410	K-6: 232
7-8:	7-8:
9-12:	9-12:
Non-Severe: 7	Non-Severe: 4
Severe: 1	Severe: 2
Financial Hardship Requested: No	Recommended Acres: 12.7
Alternative Education School: No	Existing Acres: 6.5

ADJUSTED GRANT DATA

Modernization Grant - Under 50 Yrs	\$ 1,988,163.00
Modernization Grant - Over 50 Yrs	1,593,002.00
Fire Detection Alarm	101,245.00
Urban/Security/Impacted Site	642,117.00
Accessibility/Fire Code Req.	<u>107,435.00</u>
Total State Share (60%)	4,431,962.00
District Share (40%)	<u>2,954,641.00</u>
Total Project Cost	<u>\$ 7,386,603.00</u>

PROJECT FINANCING

<u>State Share</u>	
This Project	\$ 4,431,962.00
<u>District Share</u>	
Cash Contribution	2,954,641.00
Financial Hardship	
Total Project Cost	<u>\$ 7,386,603.00</u>

HISTORY OF PROJECT COST AND APPORTIONMENT

	Fund Code	Proposition	Previously Authorized	Authorized This Action	Unfunded Approval This Action
<u>State Share</u>					
Modernization/Additional Grant	951-570	51	\$	\$ 4,431,962.00	\$ 4,431,962.00
<u>District Share</u>					
Cash Contribution				<u>2,954,641.00</u>	
Total			<u>\$</u>	<u>\$ 7,386,603.00</u>	<u>\$ 4,431,962.00</u>

Funding Source: Proposition 51 Bonds/2016-Nov.

Pursuant to the Board's action on March 11, 2009, this application has been approved and placed on the Unfunded List (Lack of AB 55 Loans). This approval does not constitute a guarantee or commitment of future State funding.

The District shall ensure that it is in compliance with all applicable laws, regulations and certifications it made on the program forms.

Based on the Board's action on June 5, 2017, this project is subject to the Grant Agreement submittal pursuant to School Facility Program Regulation Section 1859.90.4.

The District is responsible for ensuring that the project is compliant with Prevailing Wage Monitoring and/or Labor Compliance Program requirements at the time construction contracts are executed and/or construction commenced.

SCHOOL DISTRICT DATA

Application No: 57/76455-00-006 County: Siskiyou
 School District: Scott Valley Unified School Name: Etna Elementary

PROJECT DATA

Type of Project:	Elementary School	Application Filing Basis:	Site Specific
Pupils Assigned Under 50 Yrs:	K-6: 90	Pupils Assigned Over 50 Yrs:	K-6: 55
	7-8:		7-8:
	9-12:		9-12:
	Non-Severe: 21		Non-Severe: 14
	Severe:		Severe:
Financial Hardship Requested:	No	Recommended Acres:	5.2
Alternative Education School:	No	Existing Acres:	5.8

ADJUSTED GRANT DATA

Modernization Grant - Under 50 Yrs	\$ 625,923.00
Modernization Grant - Over 50 Yrs	547,388.00
Project Assistance	3,978.00
Fire Detection Alarm	31,625.00
Prevailing Wage Monitoring	2,226.00
Geographic Index Factor 15 %	193,060.00
Small Size Project	46,932.00
Accessibility/Fire Code Req.	35,199.00
Total State Share (60%)	1,486,331.00
District Share (40%)	990,887.00
Total Project Cost	<u>\$ 2,477,218.00</u>

PROJECT FINANCING

<u>State Share</u>	
This Project	\$ 1,486,331.00
<u>District Share</u>	
Cash Contribution	990,887.00
Financial Hardship	
Total Project Cost	<u>\$ 2,477,218.00</u>

HISTORY OF PROJECT COST AND APPORTIONMENT

	Fund Code	Proposition	Previously Authorized	Authorized This Action	Unfunded Approval This Action
<u>State Share</u>					
Modernization/Additional Grant	951-570	51	\$	\$ 1,486,331.00	\$ 1,486,331.00
<u>District Share</u>					
Cash Contribution				990,887.00	
Total			\$	<u>\$ 2,477,218.00</u>	<u>\$ 1,486,331.00</u>

Funding Source: Proposition 51 Bonds/2016-Nov.

Pursuant to the Board's action on March 11, 2009, this application has been approved and placed on the Unfunded List (Lack of AB 55 Loans). This approval does not constitute a guarantee or commitment of future State funding.

The District shall ensure that it is in compliance with all applicable laws, regulations and certifications it made on the program forms.

The District is responsible for ensuring that the project is compliant with Prevailing Wage Monitoring and/or Labor Compliance Program requirements at the time construction contracts are executed and/or construction commenced.

Based on the Board's action on June 5, 2017, this project is subject to the Grant Agreement submittal pursuant to School Facility Program Regulation Section 1859.90.4.

SCHOOL DISTRICT DATA

Application No: 57/76455-00-007 County: Siskiyou
 School District: Scott Valley Unified School Name: Fort Jones Elementary

PROJECT DATA

Type of Project: Elementary School Application Filing Basis: Site Specific
 Pupils Assigned Under 50 Yrs: K-6: 131
 7-8:
 9-12:
 Non-Severe:
 Severe:
 Financial Hardship Requested: No Recommended Acres: 3.2
 Alternative Education School: No Existing Acres: 9.76

ADJUSTED GRANT DATA

Modernization Grant - Under 50 Yrs	\$ 608,364.00
Project Assistance	3,978.00
Fire Detection Alarm	19,781.00
Prevailing Wage Monitoring	1,163.00
Geographic Index Factor 15 %	100,610.00
Small Size Project	24,335.00
Accessibility/Fire Code Req.	18,251.00
Total State Share (60%)	776,482.00
District Share (40%)	517,655.00
Total Project Cost	<u>\$ 1,294,137.00</u>

PROJECT FINANCING

<u>State Share</u>	
This Project	\$ 776,482.00
<u>District Share</u>	
Cash Contribution	517,655.00
Financial Hardship	
Total Project Cost	<u>\$ 1,294,137.00</u>

HISTORY OF PROJECT COST AND APPORTIONMENT

	Fund Code	Proposition	Previously Authorized	Authorized This Action	Unfunded Approval This Action
<u>State Share</u>					
Modernization/Additional Grant	951-570	51	\$	\$ 776,482.00	\$ 776,482.00
<u>District Share</u>					
Cash Contribution				517,655.00	
Total			\$	<u>\$ 1,294,137.00</u>	<u>\$ 776,482.00</u>

Funding Source: Proposition 51 Bonds/2016-Nov.

Pursuant to the Board's action on March 11, 2009, this application has been approved and placed on the Unfunded List (Lack of AB 55 Loans). This approval does not constitute a guarantee or commitment of future State funding.

The District shall ensure that it is in compliance with all applicable laws, regulations and certifications it made on the program forms.

Based on the Board's action on June 5, 2017, this project is subject to the Grant Agreement submittal pursuant to School Facility Program Regulation Section 1859.90.4.

The District is responsible for ensuring that the project is compliant with Prevailing Wage Monitoring and/or Labor Compliance Program requirements at the time construction contracts are executed and/or construction commenced.

Pursuant to Education Code Section 17070.70(b), valid Division of the State Architect approval must be obtained for the project prior to receiving and Apportionment. Otherwise, the project will receive an occurrence for non-participation pursuant to School Facility Program Regulation Section 1859.90.3.

SCHOOL DISTRICT DATA

Application No: 57/68676-00-037 County: San Joaquin
 School District: Stockton Unified School Name: Victory Elementary

PROJECT DATA

Type of Project:	Elementary School	Application Filing Basis:	Site Specific
Pupils Assigned Under 50 Yrs:	K-6: 591	Pupils Assigned Over 50 Yrs:	K-6: 165
	7-8:		7-8:
	9-12:		9-12:
	Non-Severe: 1		Non-Severe: 1
	Severe: 11		Severe: 4
Financial Hardship Requested:	No	Recommended Acres:	13.6
Alternative Education School:	No	Existing Acres:	5.04

ADJUSTED GRANT DATA

Modernization Grant - Under 50 Yrs	\$ 2,917,329.00
Modernization Grant - Over 50 Yrs	1,160,592.00
Fire Detection Alarm	120,937.00
Prevailing Wage Monitoring	7,866.00
Urban/Security/Impacted Site	922,658.00
Accessibility/Fire Code Req.	122,338.00
Total State Share (60%)	5,251,720.00
District Share (40%)	3,501,147.00
Total Project Cost	<u>\$ 8,752,867.00</u>

PROJECT FINANCING

<u>State Share</u>	
This Project	\$ 5,251,720.00
<u>District Share</u>	
Cash Contribution	3,501,147.00
Financial Hardship	
Total Project Cost	<u>\$ 8,752,867.00</u>

HISTORY OF PROJECT COST AND APPORTIONMENT

	Fund Code	Proposition	Previously Authorized	Authorized This Action	Unfunded Approval This Action
<u>State Share</u>					
Modernization/Additional Grant	951-570	51	\$	\$ 5,251,720.00	\$ 5,251,720.00
<u>District Share</u>					
Cash Contribution				3,501,147.00	
Total			\$	<u>\$ 8,752,867.00</u>	<u>\$ 5,251,720.00</u>

Funding Source: Proposition 51 Bonds/2016-Nov.

Pursuant to the Board's action on March 11, 2009, this application has been approved and placed on the Unfunded List (Lack of AB 55 Loans). This approval does not constitute a guarantee or commitment of future State funding.

The District shall ensure that it is in compliance with all applicable laws, regulations and certifications it made on the program forms.

The District is responsible for ensuring that the project is compliant with Prevailing Wage Monitoring and/or Labor Compliance Program requirements at the time construction contracts are executed and/or construction commenced.

Based on the Board's action on June 5, 2017, this project is subject to the Grant Agreement submittal pursuant to School Facility Program Regulation Section 1859.90.4.

SCHOOL DISTRICT DATA

Application No: 50/69062-01-007
School District: Sequoia Union High
High School Attendance Area: Carlmont, Menlo, Sequoia, Redwood

County: San Mateo
School Name: Menlo-Atherton High

PROJECT DATA

Type of Project: High School
K-6:
7-8:
9-12: 189
Non-Severe:
Severe:
Application Filing Basis: High School Attendance Area
Number of Classrooms: 10
Master Acres: 60.8
Existing Acres: 42
Proposed Acres:
Recommended Acres: 60.8
Facility Hardship (a): No
Financial Hardship Requested: No
Alternative Education School: No
Addition to Existing Site: Yes
Core Facilities: Multi-Purpose/Kitchen

ADJUSTED GRANT DATA

New Construction Grant	\$	3,102,435.00
Fire Detection Alarm		6,237.00
Multi-Level Constr.	10Crs.	372,292.00
Service Site		314,130.00
Utilities		244,106.00
Total State Share (50%)		4,039,200.00
District Share (50%)		4,039,200.00
Total Project Cost	\$	8,078,400.00

PROJECT FINANCING

State Share
This Project \$ 4,039,200.00
District Share
Cash Contribution 4,039,200.00
Financial Hardship
Total Project Cost \$ 8,078,400.00

HISTORY OF PROJECT COST AND APPORTIONMENT

	Fund Code	Proposition	Previously Authorized	Authorized This Action	Unfunded Approval This Action
State Share					
New Construction/Add. Grant	951-500	51	\$	\$ 4,039,200.00	\$ 4,039,200.00
District Share					
Cash Contribution				4,039,200.00	
Total			\$	\$ 8,078,400.00	\$ 4,039,200.00

Funding Source: Proposition 51 Bonds/2016-Nov.

Pursuant to the Board's action on March 11, 2009, this application has been approved and placed on the Unfunded List (Lack of AB 55 Loans). This approval does not constitute a guarantee or commitment of future State funding.

The District shall ensure that it is in compliance with all applicable laws, regulations and certifications it made on the program forms.

Based on the Board's action on June 5, 2017, this project is subject to the Grant Agreement submittal pursuant to School Facility Program Regulation Section 1859.90.4.

The District is responsible for ensuring that the project is compliant with Prevailing Wage Monitoring and/or Labor Compliance Program requirements at the time construction contracts are executed and/or construction commenced.

SCHOOL DISTRICT DATA

Application No: 50/65961-00-010
 School District: Alisal Union

County: Monterey
 School Name: Frank Paul Elementary

PROJECT DATA

Type of Project: Elementary School
 K-6: 250
 7-8:
 9-12:
 Non-Severe:
 Severe:
 Application Filing Basis: District Wide
 Number of Classrooms: 10
 Master Acres: 17.4
 Existing Acres: 10.1
 Proposed Acres:
 Recommended Acres: 14.1
 Facility Hardship (a): No
 Financial Hardship Requested: No
 Alternative Education School: No
 Addition to Existing Site: Yes
 Core Facilities: Toilet

ADJUSTED GRANT DATA

New Construction Grant	\$	3,049,250.00
Fire Detection Alarm		3,750.00
Multi-Level Constr.	10Crs.	365,910.00
Service Site		164,100.00
Utilities		313,420.00
Total State Share (50%)		3,896,430.00
District Share (50%)		3,896,430.00
Total Project Cost	\$	<u>7,792,860.00</u>

PROJECT FINANCING

State Share
 This Project \$ 3,896,430.00
District Share
 Cash Contribution 3,896,430.00
 Financial Hardship
 Total Project Cost \$ 7,792,860.00

HISTORY OF PROJECT COST AND APPORTIONMENT

	Fund Code	Proposition	Previously Authorized	Authorized This Action	Unfunded Approval This Action
<u>State Share</u>					
New Construction/Add. Grant	951-500	51	\$	\$ 3,896,430.00	\$ 3,896,430.00
<u>District Share</u>					
Cash Contribution				3,896,430.00	
Total			\$	<u>7,792,860.00</u>	<u>3,896,430.00</u>

Funding Source: Proposition 51 Bonds/2016-Nov.

Pursuant to the Board's action on March 11, 2009, this application has been approved and placed on the Unfunded List (Lack of AB 55 Loans). This approval does not constitute a guarantee or commitment of future State funding.

The District shall ensure that it is in compliance with all applicable laws, regulations and certifications it made on the program forms.

Based on the Board's action on June 5, 2017, this project is subject to the Grant Agreement submittal pursuant to School Facility Program Regulation Section 1859.90.4.

The District is responsible for ensuring that the project is compliant with Prevailing Wage Monitoring and/or Labor Compliance Program requirements at the time construction contracts are executed and/or construction commenced.

SCHOOL DISTRICT DATA

Application No: 57/62117-00-049 County: Fresno
 School District: Clovis Unified School Name: Cox Elementary

PROJECT DATA

Type of Project: Elementary School Application Filing Basis: Site Specific
 Pupils Assigned Under 50 Yrs: K-6:
 7-8:
 9-12:
 Non-Severe:
 Severe: 23
 Financial Hardship Requested: No Recommended Acres: 10.2
 Alternative Education School: No Existing Acres: 13.23

ADJUSTED GRANT DATA

Modernization Grant - Under 50 Yrs	\$ 340,446.00
Fire Detection Alarm	9,545.00
Small Size Project	40,854.00
Accessibility/Fire Code Req.	10,213.00
Total State Share (60%)	401,058.00
District Share (40%)	267,372.00
Total Project Cost	<u>\$ 668,430.00</u>

PROJECT FINANCING

<u>State Share</u>	
This Project	\$ 401,058.00
<u>District Share</u>	
Cash Contribution	267,372.00
Financial Hardship	
Total Project Cost	<u>\$ 668,430.00</u>

HISTORY OF PROJECT COST AND APPORTIONMENT

	Fund Code	Proposition	Previously Authorized	Authorized This Action	Unfunded Approval This Action
<u>State Share</u>					
Modernization/Additional Grant	951-570	51	\$	\$ 401,058.00	\$ 401,058.00
<u>District Share</u>					
Cash Contribution				267,372.00	
Total			\$	<u>\$ 668,430.00</u>	<u>\$ 401,058.00</u>

Funding Source: Proposition 51 Bonds/2016-Nov.

Pursuant to the Board's action on March 11, 2009, this application has been approved and placed on the Unfunded List (Lack of AB 55 Loans). This approval does not constitute a guarantee or commitment of future State funding.

The District shall ensure that it is in compliance with all applicable laws, regulations and certifications it made on the program forms.

Based on the Board's action on June 5, 2017, this project is subject to the Grant Agreement submittal pursuant to School Facility Program Regulation Section 1859.90.4.

The District is responsible for ensuring that the project is compliant with Prevailing Wage Monitoring and/or Labor Compliance Program requirements at the time construction contracts are executed and/or construction commenced.

SCHOOL DISTRICT DATA

Application No: 57/67090-00-007 School District: Jurupa Unified	County: Riverside School Name: Jurupa Valley High
--	--

PROJECT DATA

Type of Project: High School Pupils Assigned Under 50 Yrs: K-6: 7-8: 9-12: 443 Non-Severe: Severe:	Application Filing Basis: Site Specific Financial Hardship Requested: No Alternative Education School: No	Recommended Acres: 47 Existing Acres: 40.4
---	--	---

ADJUSTED GRANT DATA

Modernization Grant - Under 50 Yrs	\$ 2,848,933.00
Accessibility/Fire Code Req.	85,468.00
Total State Share (60%)	2,934,401.00
District Share (40%)	1,956,267.00
Total Project Cost	\$ 4,890,668.00

PROJECT FINANCING

State Share	
This Project	\$ 2,934,401.00
District Share	
Cash Contribution	1,956,267.00
Financial Hardship	
Total Project Cost	\$ 4,890,668.00

HISTORY OF PROJECT COST AND APPORTIONMENT

	Fund Code	Proposition	Previously Authorized	Authorized This Action	Unfunded Approval This Action
State Share					
Modernization/Additional Grant	951-570	51	\$	\$ 2,934,401.00	\$ 2,934,401.00
District Share					
Cash Contribution				1,956,267.00	
Total			\$	\$ 4,890,668.00	\$ 2,934,401.00

Funding Source: Proposition 51 Bonds/2016-Nov.

Pursuant to the Board's action on March 11, 2009, this application has been approved and placed on the Unfunded List (Lack of AB 55 Loans). This approval does not constitute a guarantee or commitment of future State funding.

The District shall ensure that it is in compliance with all applicable laws, regulations and certifications it made on the program forms.

Based on the Board's action on June 5, 2017, this project is subject to the Grant Agreement submittal pursuant to School Facility Program Regulation Section 1859.90.4.

The District is responsible for ensuring that the project is compliant with Prevailing Wage Monitoring and/or Labor Compliance Program requirements at the time construction contracts are executed and/or construction commenced.

SCHOOL DISTRICT DATA

Application No: 57/66522-00-074 County: Orange
 School District: Garden Grove Unified School Name: Ralston (Dr. Walter C.) Intermediate

PROJECT DATA

Type of Project: Middle School Application Filing Basis: Site Specific
 Pupils Assigned Over 50 Years: K-6:
 7-8:
 9-12:
 Non-Severe:
 Severe: 26
 Financial Hardship Requested: No Recommended Acres: 11.9
 Alternative Education School: No Existing Acres: 16.7

ADJUSTED GRANT DATA

Modernization Grant - Over 50 Yrs	\$ 534,690.00
Fire Detection Alarm	10,790.00
Small Size Project	64,163.00
Accessibility/Fire Code Req.	16,041.00
Total State Share (60%)	625,684.00
District Share (40%)	417,123.00
Total Project Cost	<u>\$ 1,042,807.00</u>

PROJECT FINANCING

<u>State Share</u>	
This Project	\$ 625,684.00
<u>District Share</u>	
Cash Contribution	417,123.00
Financial Hardship	
Total Project Cost	<u>\$ 1,042,807.00</u>

HISTORY OF PROJECT COST AND APPORTIONMENT

	Fund Code	Proposition	Previously Authorized	Authorized This Action	Unfunded Approval This Action
<u>State Share</u>					
Modernization/Additional Grant	951-570	51	\$	\$ 625,684.00	\$ 625,684.00
<u>District Share</u>					
Cash Contribution				417,123.00	
Total			\$	<u>\$ 1,042,807.00</u>	<u>\$ 625,684.00</u>

Funding Source: Proposition 51 Bonds/2016-Nov.

Pursuant to the Board's action on March 11, 2009, this application has been approved and placed on the Unfunded List (Lack of AB 55 Loans). This approval does not constitute a guarantee or commitment of future State funding.

The District shall ensure that it is in compliance with all applicable laws, regulations and certifications it made on the program forms.

Based on the Board's action on June 5, 2017, this project is subject to the Grant Agreement submittal pursuant to School Facility Program Regulation Section 1859.90.4.

The District is responsible for ensuring that the project is compliant with Prevailing Wage Monitoring and/or Labor Compliance Program requirements at the time construction contracts are executed and/or construction commenced.

SCHOOL DISTRICT DATA

Application No: 50/65631-00-004	County: Merced
School District: Atwater Elementary	School Name: Shaffer Elementary

PROJECT DATA

Type of Project:	Elementary School
K-6:	21
7-8:	
9-12:	
Non-Severe:	
Severe:	
Application Filing Basis:	District Wide
Number of Classrooms:	2
Master Acres:	11.1
Existing Acres:	12
Proposed Acres:	
Recommended Acres:	10.5
Facility Hardship (a):	No
Financial Hardship Requested:	No
Alternative Education School:	No
Addition to Existing Site:	Yes
Core Facilities:	Multi-Purpose/Kitchen, Gymnasium, Library/Media Center, Administration, Toilet

ADJUSTED GRANT DATA

New Construction Grant	\$	256,137.00
Fire Detection Alarm		315.00
Service Site		4,817.00
Utilities		24,262.00
Small Size Project		30,736.00
Total State Share (50%)		316,267.00
District Share (50%)		316,267.00
Total Project Cost	\$	632,534.00

PROJECT FINANCING

<u>State Share</u>	
This Project	\$ 316,267.00
<u>District Share</u>	
Cash Contribution	316,267.00
Financial Hardship	
Total Project Cost	\$ 632,534.00

HISTORY OF PROJECT COST AND APPORTIONMENT

	Fund Code	Proposition	Previously Authorized	Authorized This Action		Unfunded Approval This Action
<u>State Share</u>						
New Construction/Add. Grant	951-500	51	\$	\$ 316,267.00	\$	316,267.00
<u>District Share</u>						
Cash Contribution				316,267.00		
Total			\$	632,534.00	\$	316,267.00

Funding Source: Proposition 51 Bonds/2016-Nov.

Pursuant to the Board's action on March 11, 2009, this application has been approved and placed on the Unfunded List (Lack of AB 55 Loans). This approval does not constitute a guarantee or commitment of future State funding.

The District shall ensure that it is in compliance with all applicable laws, regulations and certifications it made on the program forms.

Based on the Board's action on June 5, 2017, this project is subject to the Grant Agreement submittal pursuant to School Facility Program Regulation Section 1859.90.4.

The District is responsible for ensuring that the project is compliant with Prevailing Wage Monitoring and/or Labor Compliance Program requirements at the time construction contracts are executed and/or construction commenced.

SCHOOL DISTRICT DATA

Application No: 50/76851-00-001
School District: Bonsall Unified

County: San Diego
School Name: Norman L. Sullivan Middle

PROJECT DATA

Type of Project: Middle School
 K-6: 87
 7-8: 183
 9-12:
 Non-Severe:
 Severe:
Application Filing Basis: District Wide
Number of Classrooms: 10
Master Acres: 20.9
Existing Acres: 14.19
Proposed Acres:
Recommended Acres: 20.9
Facility Hardship (a): No
Financial Hardship Requested: No
Alternative Education School: No
Addition to Existing Site: Yes

ADJUSTED GRANT DATA

New Construction Grant	\$	3,483,270.00
Fire Detection Alarm		5,400.00
Multi-Level Constr.	10Crs.	417,992.00
Service Site		99,887.00
Utilities		78,888.00
Total State Share (50%)		4,085,437.00
District Share (50%)		4,085,437.00
Total Project Cost	\$	8,170,874.00

PROJECT FINANCING

State Share
This Project **\$** 4,085,437.00
District Share
Cash Contribution 4,085,437.00
Financial Hardship
Total Project Cost **\$** 8,170,874.00

HISTORY OF PROJECT COST AND APPORTIONMENT

	Fund Code	Proposition	Previously Authorized	Authorized This Action	Unfunded Approval This Action
<u>State Share</u>					
New Construction/Add. Grant	951-500	51	\$	\$ 4,085,437.00	\$ 4,085,437.00
<u>District Share</u>					
Cash Contribution				4,085,437.00	
Total			\$	\$ <u><u>8,170,874.00</u></u>	\$ <u><u>4,085,437.00</u></u>

Funding Source: Proposition 51 Bonds/2016-Nov.

Pursuant to the Board's action on March 11, 2009, this application has been approved and placed on the Unfunded List (Lack of AB 55 Loans). This approval does not constitute a guarantee or commitment of future State funding.

The District shall ensure that it is in compliance with all applicable laws, regulations and certifications it made on the program forms.

Based on the Board's action on June 5, 2017, this project is subject to the Grant Agreement submittal pursuant to School Facility Program Regulation Section 1859.90.4.

The District is responsible for ensuring that the project is compliant with Prevailing Wage Monitoring and/or Labor Compliance Program requirements at the time construction contracts are executed and/or construction commenced.

SCHOOL DISTRICT DATA

Application No: 50/65136-00-011
School District: William S. Hart Union High

County: Los Angeles
School Name: Canyon High

PROJECT DATA

Type of Project: High School
K-6:
7-8:
9-12: 54
Non-Severe:
Severe:
Application Filing Basis: District Wide
Number of Classrooms: 2
Master Acres: 60.3
Existing Acres: 34.5
Proposed Acres:
Recommended Acres: 60.3
Facility Hardship (a): No
Financial Hardship Requested: No
Alternative Education School: No
Addition to Existing Site: Yes
Core Facilities: Toilet

ADJUSTED GRANT DATA

New Construction Grant	\$	886,410.00
Fire Detection Alarm		1,782.00
Service Site		805,096.00
Off-Site		6,085.00
Utilities		22,226.00
Small Size Project		106,369.00
Total State Share (50%)		<u>1,827,968.00</u>
District Share (50%)		<u>1,827,968.00</u>
Total Project Cost	\$	<u><u>3,655,936.00</u></u>

PROJECT FINANCING

State Share
This Project **\$** 1,827,968.00
District Share
Cash Contribution 1,827,968.00
Financial Hardship
Total Project Cost **\$** **3,655,936.00**

HISTORY OF PROJECT COST AND APPORTIONMENT

	Fund Code	Proposition	Previously Authorized	Authorized This Action		Unfunded Approval This Action
State Share						
New Construction/Add. Grant	951-500	51	\$	\$ 1,827,968.00	\$	1,827,968.00
District Share						
Cash Contribution				<u>1,827,968.00</u>		
Total			\$	\$ <u><u>3,655,936.00</u></u>	\$	<u><u>1,827,968.00</u></u>

Funding Source: Proposition 51 Bonds/2016-Nov.

Pursuant to the Board's action on March 11, 2009, this application has been approved and placed on the Unfunded List (Lack of AB 55 Loans). This approval does not constitute a guarantee or commitment of future State funding.

The District shall ensure that it is in compliance with all applicable laws, regulations and certifications it made on the program forms.

The District is responsible for ensuring that the project is compliant with Prevailing Wage Monitoring and/or Labor Compliance Program requirements at the time construction contracts are executed and/or construction commenced.

Based on the Board's action on June 5, 2017, this project is subject to the Grant Agreement submittal pursuant to School Facility Program Regulation Section 1859.90.4.

SCHOOL DISTRICT DATA

Application No: 57/65136-00-009 School District: William S. Hart Union High	County: Los Angeles School Name: Canyon High
--	---

PROJECT DATA

Type of Project: High School Pupils Assigned Under 50 Yrs: K-6: 7-8: 9-12: 112 Non-Severe: 41 Severe:	Application Filing Basis: Site Specific Financial Hardship Requested: No Alternative Education School: No	Recommended Acres: 54.7 Existing Acres: 34.5
--	--	---

ADJUSTED GRANT DATA

Modernization Grant - Under 50 Yrs	\$ 1,126,295.00
Fire Detection Alarm	28,310.00
Small Size Project	45,052.00
Accessibility/Fire Code Req.	33,789.00
Total State Share (60%)	1,233,446.00
District Share (40%)	822,297.00
Total Project Cost	\$ 2,055,743.00

PROJECT FINANCING

State Share	
This Project	\$ 1,233,446.00
District Share	
Cash Contribution	822,297.00
Financial Hardship	
Total Project Cost	\$ 2,055,743.00

HISTORY OF PROJECT COST AND APPORTIONMENT

	Fund Code	Proposition	Previously Authorized	Authorized This Action	Unfunded Approval This Action
State Share					
Modernization/Additional Grant	951-570	51	\$	\$ 1,233,446.00	\$ 1,233,446.00
District Share					
Cash Contribution				822,297.00	
Total			\$	\$ 2,055,743.00	\$ 1,233,446.00

Funding Source: Proposition 51 Bonds/2016-Nov.

Pursuant to the Board's action on March 11, 2009, this application has been approved and placed on the Unfunded List (Lack of AB 55 Loans). This approval does not constitute a guarantee or commitment of future State funding.

The District shall ensure that it is in compliance with all applicable laws, regulations and certifications it made on the program forms.

Based on the Board's action on June 5, 2017, this project is subject to the Grant Agreement submittal pursuant to School Facility Program Regulation Section 1859.90.4.

The District is responsible for ensuring that the project is compliant with Prevailing Wage Monitoring and/or Labor Compliance Program requirements at the time construction contracts are executed and/or construction commenced.

SCHOOL DISTRICT DATA

Application No: 50/62166-08-002
 School District: Fresno Unified
 High School Attendance Area: Super HSAA - Edison, Bullard, Fresno

County: Fresno
 School Name: Figarden Elementary

PROJECT DATA

Type of Project: Elementary School
 K-6: 500
 7-8:
 9-12:
 Non-Severe:
 Severe:
 Application Filing Basis: High School Attendance Area
 Number of Classrooms: 20
 Master Acres: 14.4
 Existing Acres: 11.75
 Proposed Acres:
 Recommended Acres: 14.1
 Facility Hardship (a): No
 Financial Hardship Requested: No
 Alternative Education School: No
 Addition to Existing Site: Yes
 Core Facilities: Toilet

ADJUSTED GRANT DATA

New Construction Grant	\$	6,098,500.00
Fire Detection Alarm		7,500.00
Total State Share (50%)		6,106,000.00
District Share (50%)		6,106,000.00
Total Project Cost	\$	12,212,000.00

PROJECT FINANCING

State Share
 This Project \$ 6,106,000.00
District Share
 Cash Contribution 6,106,000.00
 Financial Hardship
 Total Project Cost \$ **12,212,000.00**

HISTORY OF PROJECT COST AND APPORTIONMENT

	Fund Code	Proposition	Previously Authorized	Authorized This Action		Unfunded Approval This Action
<u>State Share</u>						
New Construction/Add. Grant	951-500	51	\$	\$ 6,106,000.00	\$	6,106,000.00
<u>District Share</u>						
Cash Contribution				6,106,000.00		
Total			\$	\$ 12,212,000.00	\$	6,106,000.00

Funding Source: Proposition 51 Bonds/2016-Nov.
 Pursuant to the Board's action on March 11, 2009, this application has been approved and placed on the Unfunded List (Lack of AB 55 Loans). This approval does not constitute a guarantee or commitment of future State funding.
 The District shall ensure that it is in compliance with all applicable laws, regulations and certifications it made on the program forms.
 Based on the Board's action on June 5, 2017, this project is subject to the Grant Agreement submittal pursuant to School Facility Program Regulation Section 1859.90.4.
 The District is responsible for ensuring that the project is compliant with Prevailing Wage Monitoring and/or Labor Compliance Program requirements at the time construction contracts are executed and/or construction commenced.

SCHOOL DISTRICT DATA

Application No: 57/62117-00-050 County: Fresno
 School District: Clovis Unified School Name: Fancher Creek Elementary

PROJECT DATA

Type of Project: Elementary School Application Filing Basis: Site Specific
 Pupils Assigned Under 50 Yrs: K-6: 400
 7-8:
 9-12:
 Non-Severe:
 Severe:
 Financial Hardship Requested: No Recommended Acres: 14.1
 Alternative Education School: No Existing Acres: 10.52

ADJUSTED GRANT DATA

Modernization Grant - Under 50 Yrs	\$ 1,857,600.00
Fire Detection Alarm	60,400.00
Accessibility/Fire Code Req.	55,728.00
Total State Share (60%)	1,973,728.00
District Share (40%)	1,315,819.00
Total Project Cost	<u>\$ 3,289,547.00</u>

PROJECT FINANCING

<u>State Share</u>	
This Project	\$ 1,973,728.00
<u>District Share</u>	
Cash Contribution	1,315,819.00
Financial Hardship	
Total Project Cost	<u>\$ 3,289,547.00</u>

HISTORY OF PROJECT COST AND APPORTIONMENT

	Fund Code	Proposition	Previously Authorized	Authorized This Action	Unfunded Approval This Action
<u>State Share</u>					
Modernization/Additional Grant	951-570	51	\$	\$ 1,973,728.00	\$ 1,973,728.00
<u>District Share</u>					
Cash Contribution				1,315,819.00	
Total			\$	<u>\$ 3,289,547.00</u>	<u>\$ 1,973,728.00</u>

Funding Source: Proposition 51 Bonds/2016-Nov.

Pursuant to the Board's action on March 11, 2009, this application has been approved and placed on the Unfunded List (Lack of AB 55 Loans). This approval does not constitute a guarantee or commitment of future State funding.

The District shall ensure that it is in compliance with all applicable laws, regulations and certifications it made on the program forms.

Based on the Board's action on June 5, 2017, this project is subject to the Grant Agreement submittal pursuant to School Facility Program Regulation Section 1859.90.4.

The District is responsible for ensuring that the project is compliant with Prevailing Wage Monitoring and/or Labor Compliance Program requirements at the time construction contracts are executed and/or construction commenced.

SCHOOL DISTRICT DATA

Application No: 50/73650-00-030
School District: Irvine Unified

County: Orange
School Name: Eastwood Elementary (Formerly PA 5B)

PROJECT DATA

Type of Project: Elementary School
 K-6: 625
 7-8:
 9-12:
 Non-Severe:
 Severe:
Application Filing Basis: District Wide
Number of Classrooms: 25
Master Acres: 13.1
Existing Acres:
Proposed Acres: 9.8
Recommended Acres: 9.6
Facility Hardship (a): No
Financial Hardship Requested: No
Alternative Education School: No
Addition to Existing Site: No

ADJUSTED GRANT DATA

New Construction Grant	\$	7,623,125.00
Fire Detection Alarm		9,375.00
Sprinkler System		128,125.00
Site Acquisition		20,815,061.00
Service Site		888,945.00
Off Site		35,888.00
Utilities		34,671.00
General Site		660,197.00
Total State Share (50%)		<u>30,195,387.00</u>
District Share (50%)		<u>30,195,387.00</u>
Total Project Cost	\$	<u><u>60,390,774.00</u></u>

PROJECT FINANCING

State Share
This Project **\$** 30,195,387.00
District Share
Cash Contribution 30,195,387.00
Financial Hardship
Total Project Cost **\$** 60,390,774.00

HISTORY OF PROJECT COST AND APPORTIONMENT

	Fund Code	Proposition	Previously Authorized	Authorized This Action	Unfunded Approval This Action
State Share					
New Construction/Add. Grant	951-500	51	\$	\$ 30,195,387.00	\$ 30,195,387.00
District Share					
Cash Contribution				<u>30,195,387.00</u>	
Total			\$	<u><u>60,390,774.00</u></u>	<u><u>30,195,387.00</u></u>

Funding Source: Proposition 51 Bonds/2016-Nov.

Pursuant to the Board's action on March 11, 2009, this application has been approved and placed on the Unfunded List (Lack of AB 55 Loans). This approval does not constitute a guarantee or commitment of future State funding.

The District shall ensure that it is in compliance with all applicable laws, regulations and certifications it made on the program forms.

Based on the Board's action on June 5, 2017, this project is subject to the Grant Agreement submittal pursuant to School Facility Program Regulation Section 1859.90.4.

The District is responsible for ensuring that the project is compliant with Prevailing Wage Monitoring and/or Labor Compliance Program requirements at the time construction contracts are executed and/or construction commenced.

SCHOOL DISTRICT DATA

Application No: 57/62117-00-051 County: Fresno
 School District: Clovis Unified School Name: Cedarwood Elementary

PROJECT DATA

Type of Project: Elementary School Application Filing Basis: Site Specific
 Pupils Assigned Under 50 Yrs: K-6: 257
 7-8:
 9-12:
 Non-Severe:
 Severe: 4
 Financial Hardship Requested: No Recommended Acres: 13.4
 Alternative Education School: No Existing Acres: 12.11

ADJUSTED GRANT DATA

Modernization Grant - Under 50 Yrs	\$ 1,252,716.00
Fire Detection Alarm	40,467.00
Accessibility/Fire Code Req.	37,581.00
Total State Share (60%)	1,330,764.00
District Share (40%)	887,176.00
Total Project Cost	<u>\$ 2,217,940.00</u>

PROJECT FINANCING

<u>State Share</u>	
This Project	\$ 1,330,764.00
<u>District Share</u>	
Cash Contribution	887,176.00
Financial Hardship	
Total Project Cost	<u>\$ 2,217,940.00</u>

HISTORY OF PROJECT COST AND APPORTIONMENT

	Fund Code	Proposition	Previously Authorized	Authorized This Action	Unfunded Approval This Action
<u>State Share</u>					
Modernization/Additional Grant	951-570	51	\$	\$ 1,330,764.00	\$ 1,330,764.00
<u>District Share</u>					
Cash Contribution				887,176.00	
Total			\$	<u>\$ 2,217,940.00</u>	<u>\$ 1,330,764.00</u>

Funding Source: Proposition 51 Bonds/2016-Nov.

Pursuant to the Board's action on March 11, 2009, this application has been approved and placed on the Unfunded List (Lack of AB 55 Loans).

This approval does not constitute a guarantee or commitment of future State funding.

The District shall ensure that it is in compliance with all applicable laws, regulations and certifications it made on the program forms.

Based on the Board's action on June 5, 2017, this project is subject to the Grant Agreement submittal pursuant to School Facility Program Regulation Section 1859.90.4.

The District is responsible for ensuring that the project is compliant with Prevailing Wage Monitoring and/or Labor Compliance Program requirements at the time construction contracts are executed and/or construction commenced.

SCHOOL DISTRICT DATA

Application No: 5775341-00-023 County: Los Angeles
 School District: Redondo Beach Unified School Name: Parras Middle

PROJECT DATA

Type of Project: Middle School Application Filing Basis: Site Specific
 Pupils Assigned Over 50 Years: K-6:
 7-8: 348
 9-12:
 Non-Severe:
 Severe:
 Financial Hardship Requested: No Recommended Acres: 23.1
 Alternative Education School: No Existing Acres: 12

ADJUSTED GRANT DATA

Modernization Grant - Over 50 Yrs	\$ 2,374,752.00
Fire Detection Alarm	52,548.00
Accessibility/Fire Code Req.	71,243.00
Total State Share (60%)	2,498,543.00
District Share (40%)	1,665,695.00
Total Project Cost	<u>\$ 4,164,238.00</u>

PROJECT FINANCING

<u>State Share</u>	
This Project	\$ 2,498,543.00
<u>District Share</u>	
Cash Contribution	1,665,695.00
Financial Hardship	
Total Project Cost	<u>\$ 4,164,238.00</u>

HISTORY OF PROJECT COST AND APPORTIONMENT

	Fund Code	Proposition	Previously Authorized	Authorized This Action	Unfunded Approval This Action
<u>State Share</u>					
Modernization/Additional Grant	951-570	51	\$	\$ 2,498,543.00	\$ 2,498,543.00
<u>District Share</u>					
Cash Contribution				1,665,695.00	
Total			\$	<u>\$ 4,164,238.00</u>	<u>\$ 2,498,543.00</u>

Funding Source: Proposition 51 Bonds/2016-Nov.

Pursuant to the Board's action on March 11, 2009, this application has been approved and placed on the Unfunded List (Lack of AB 55 Loans). This approval does not constitute a guarantee or commitment of future State funding.

The District shall ensure that it is in compliance with all applicable laws, regulations and certifications it made on the program forms.

The District is responsible for ensuring that the project is compliant with Prevailing Wage Monitoring and/or Labor Compliance Program requirements at the time construction contracts are executed and/or construction commenced.

Based on the Board's action on June 5, 2017, this project is subject to the Grant Agreement submittal pursuant to School Facility Program Regulation Section 1859.90.4.

SCHOOL DISTRICT DATA

Application No: 5775341-00-025 County: Los Angeles
 School District: Redondo Beach Unified School Name: Alta Vista Elementary

PROJECT DATA

Type of Project: Elementary School Application Filing Basis: Site Specific
 Pupils Assigned Over 50 Years: K-6: 68
 7-8:
 9-12:
 Non-Severe:
 Severe:
 Financial Hardship Requested: No Recommended Acres: 11.8
 Alternative Education School: No Existing Acres: 14

ADJUSTED GRANT DATA

Modernization Grant - Over 50 Yrs	\$ 438,736.00
Small Size Project	52,648.00
Accessibility/Fire Code Req.	13,162.00
Total State Share (60%)	504,546.00
District Share (40%)	336,364.00
Total Project Cost	<u>\$ 840,910.00</u>

PROJECT FINANCING

<u>State Share</u>	
This Project	\$ 504,546.00
<u>District Share</u>	
Cash Contribution	336,364.00
Financial Hardship	
Total Project Cost	<u>\$ 840,910.00</u>

HISTORY OF PROJECT COST AND APPORTIONMENT

	Fund Code	Proposition	Previously Authorized	Authorized This Action	Unfunded Approval This Action
<u>State Share</u>					
Modernization/Additional Grant	951-570	51	\$	\$ 504,546.00	\$ 504,546.00
<u>District Share</u>					
Cash Contribution				336,364.00	
Total			\$	\$ 840,910.00	\$ 504,546.00

Funding Source: Proposition 51 Bonds/2016-Nov.

Pursuant to the Board's action on March 11, 2009, this application has been approved and placed on the Unfunded List (Lack of AB 55 Loans). This approval does not constitute a guarantee or commitment of future State funding.

The District shall ensure that it is in compliance with all applicable laws, regulations and certifications it made on the program forms.

The District is responsible for ensuring that the project is compliant with Prevailing Wage Monitoring and/or Labor Compliance Program requirements at the time construction contracts are executed and/or construction commenced.

Based on the Board's action on June 5, 2017, this project is subject to the Grant Agreement submittal pursuant to School Facility Program Regulation Section 1859.90.4.

SCHOOL DISTRICT DATA

Application No: 50/65052-00-003
School District: Temple City Unified

County: Los Angeles
School Name: Temple City High

PROJECT DATA

Type of Project: High School
K-6:
7-8: 96
9-12: 201
Non-Severe:
Severe:
Application Filing Basis: District Wide
Number of Classrooms: 11
Master Acres: 55.03
Existing Acres: 27.13
Proposed Acres:
Recommended Acres: 55.03
Facility Hardship (a): No
Financial Hardship Requested: No
Alternative Education School: No
Addition to Existing Site: Yes

ADJUSTED GRANT DATA

New Construction Grant	\$	4,537,911.00
Fire Detection Alarm		8,553.00
Service Site		463,772.00
Utilities		221,024.00
Total State Share (50%)		5,231,260.00
District Share (50%)		5,231,260.00
Total Project Cost	\$	10,462,520.00

PROJECT FINANCING

State Share
This Project **\$** 5,231,260.00
District Share
Cash Contribution 5,231,260.00
Financial Hardship
Total Project Cost **\$** 10,462,520.00

HISTORY OF PROJECT COST AND APPORTIONMENT

	Fund Code	Proposition	Previously Authorized	Authorized This Action	Unfunded Approval This Action
State Share					
New Construction/Add. Grant	951-500	51	\$	\$ 5,231,260.00	\$ 5,231,260.00
District Share					
Cash Contribution				5,231,260.00	
Total			\$	10,462,520.00	\$ 5,231,260.00

Funding Source: Proposition 51 Bonds/2016-Nov.

Pursuant to the Board's action on March 11, 2009, this application has been approved and placed on the Unfunded List (Lack of AB 55 Loans). This approval does not constitute a guarantee or commitment of future State funding.

The District shall ensure that it is in compliance with all applicable laws, regulations and certifications it made on the program forms.

This project is a Use of Grants under Regulation Section 1859.77.3(b).

Based on the Board's action on June 5, 2017, this project is subject to the Grant Agreement submittal pursuant to School Facility Program Regulation Section 1859.90.4.

The District is responsible for ensuring that the project is compliant with Prevailing Wage Monitoring and/or Labor Compliance Program requirements at the time construction contracts are executed and/or construction commenced.

SCHOOL DISTRICT DATA

Application No: 57/65052-00-011 County: Los Angeles
 School District: Temple City Unified School Name: Temple City High

PROJECT DATA

Type of Project: High School Application Filing Basis: Site Specific
 Pupils Assigned Under 50 Yrs: K-6: Pupils Assigned Over 50 Yrs: K-6:
 7-8: 7-8:
 9-12: 9-12: 1670
 Non-Severe: Non-Severe:
 Severe: Severe:
 Financial Hardship Requested: No Recommended Acres: 55.03
 Alternative Education School: No Existing Acres: 27.13

ADJUSTED GRANT DATA

Modernization Grant - Over 50 Yrs	\$ 14,918,110.00
Fire Detection Alarm	252,170.00
Urban/Security/Impacted Site	2,769,264.00
Accessibility/Fire Code Req.	447,543.00
Two Stop Elevators	248,160.00
Total State Share (60%)	18,635,247.00
District Share (40%)	12,423,498.00
Total Project Cost	\$ 31,058,745.00

PROJECT FINANCING

<u>State Share</u>	
This Project	\$ 18,635,247.00
<u>District Share</u>	
Cash Contribution	12,423,498.00
Financial Hardship	
Total Project Cost	\$ 31,058,745.00

HISTORY OF PROJECT COST AND APPORTIONMENT

	Fund Code	Proposition	Previously Authorized	Authorized This Action	Unfunded Approval This Action
<u>State Share</u>					
Modernization/Additional Grant	951-570	51	\$	\$ 18,635,247.00	\$ 18,635,247.00
<u>District Share</u>					
Cash Contribution				12,423,498.00	
Total			\$	\$ 31,058,745.00	\$ 18,635,247.00

Funding Source: Proposition 51 Bonds/2016-Nov.

Pursuant to the Board's action on March 11, 2009, this application has been approved and placed on the Unfunded List (Lack of AB 55 Loans). This approval does not constitute a guarantee or commitment of future State funding.

The District shall ensure that it is in compliance with all applicable laws, regulations and certifications it made on the program forms.

The District is responsible for ensuring that the project is compliant with Prevailing Wage Monitoring and/or Labor Compliance Program requirements at the time construction contracts are executed and/or construction commenced.

Based on the Board's action on June 5, 2017, this project is subject to the Grant Agreement submittal pursuant to School Facility Program Regulation Section 1859.90.4.

SCHOOL DISTRICT DATA

Application No: 50/67173-00-007
School District: Palm Springs Unified

County: Riverside
School Name: Landau Elementary

PROJECT DATA

Type of Project: Elementary School
 K-6: 75
 7-8:
 9-12:
 Non-Severe:
 Severe:
Application Filing Basis: District Wide
Number of Classrooms: 3
Master Acres: 14.2
Existing Acres: 10.69
Proposed Acres:
Recommended Acres: 12
Facility Hardship (a): No
Financial Hardship Requested: No
Alternative Education School: No
Addition to Existing Site: Yes

ADJUSTED GRANT DATA

New Construction Grant	\$	914,775.00
Fire Detection Alarm		1,125.00
Service Site		45,640.00
Utilities		12,516.00
Geographic Index Factor	5 %	51,284.00
Small Size Project		109,773.00
Total State Share (50%)		1,135,113.00
District Share (50%)		1,135,113.00
Total Project Cost	\$	<u>2,270,226.00</u>

PROJECT FINANCING

State Share
This Project **\$** 1,135,113.00
District Share
Cash Contribution 1,135,113.00
Financial Hardship
Total Project Cost **\$** 2,270,226.00

HISTORY OF PROJECT COST AND APPORTIONMENT

	Fund Code	Proposition	Previously Authorized	Authorized This Action	Unfunded Approval This Action
State Share					
New Construction/Add. Grant	951-500	51	\$	\$ 1,135,113.00	\$ 1,135,113.00
District Share					
Cash Contribution				1,135,113.00	
Total			\$	\$ <u>2,270,226.00</u>	\$ <u>1,135,113.00</u>

Funding Source: Proposition 51 Bonds/2016-Nov.

Pursuant to the Board's action on March 11, 2009, this application has been approved and placed on the Unfunded List (Lack of AB 55 Loans). This approval does not constitute a guarantee or commitment of future State funding.

The District shall ensure that it is in compliance with all applicable laws, regulations and certifications it made on the program forms.

Based on the Board's action on June 5, 2017, this project is subject to the Grant Agreement submittal pursuant to School Facility Program Regulation Section 1859.90.4.

The District is responsible for ensuring that the project is compliant with Prevailing Wage Monitoring and/or Labor Compliance Program requirements at the time construction contracts are executed and/or construction commenced.

SCHOOL DISTRICT DATA

Application No: 50/67199-00-012	County: Riverside
School District: Perris Elementary	School Name: Clearwater Elementary

PROJECT DATA

Type of Project:	Elementary School
K-6:	750
7-8:	
9-12:	
Non-Severe:	
Severe:	
Application Filing Basis:	District Wide
Number of Classrooms:	31
Master Acres:	14.1
Existing Acres:	
Proposed Acres:	12.14
Recommended Acres:	13.8
Facility Hardship (a):	No
Financial Hardship Requested:	No
Alternative Education School:	No
Addition to Existing Site:	No
Core Facilities:	Multi-Purpose/Kitchen, Library/Media Center, Administration

ADJUSTED GRANT DATA

New Construction Grant	\$	9,147,750.00
Fire Detection Alarm		11,250.00
Sprinkler System		153,750.00
Site Acquisition		2,330,966.00
Service Site		1,893,983.00
Off-Site		715,080.00
Utilities		39,630.00
General Site		679,273.00
Total State Share (50%)		14,971,682.00
District Share (50%)		14,971,682.00
Total Project Cost	\$	29,943,364.00

PROJECT FINANCING

State Share	
This Project	\$ 14,971,682.00
District Share	
Cash Contribution	14,971,682.00
Financial Hardship	
Total Project Cost	\$ 29,943,364.00

HISTORY OF PROJECT COST AND APPORTIONMENT

	Fund Code	Proposition	Previously Authorized	Authorized This Action	Unfunded Approval This Action
State Share					
New Construction/Add. Grant	951-500	51	\$	\$ 14,971,682.00	\$ 14,971,682.00
District Share					
Cash Contribution				14,971,682.00	
Total			\$	\$ 29,943,364.00	\$ 14,971,682.00

Funding Source: Proposition 51 Bonds/2016-Nov.

Pursuant to the Board's action on March 11, 2009, this application has been approved and placed on the Unfunded List (Lack of AB 55 Loans). This approval does not constitute a guarantee or commitment of future State funding.

The District shall ensure that it is in compliance with all applicable laws, regulations and certifications it made on the program forms.

Based on the Board's action on June 5, 2017, this project is subject to the Grant Agreement submittal pursuant to School Facility Program Regulation Section 1859.90.4.

The District is responsible for ensuring that the project is compliant with Prevailing Wage Monitoring and/or Labor Compliance Program requirements at the time construction contracts are executed and/or construction commenced.

SCHOOL DISTRICT DATA

Application No: 57/67447-00-060 School District: San Juan Unified	County: Sacramento School Name: Bella Vista High
--	---

PROJECT DATA

Type of Project: High School Pupils Assigned Under 50 Yrs: K-6: 7-8: 9-12: Non-Severe: Severe: Financial Hardship Requested: No Alternative Education School: No	Application Filing Basis: Site Specific Pupils Assigned Over 50 Yrs: K-6: 7-8: 9-12: 37 Non-Severe: 4 Severe: 18 Recommended Acres: 51.8 Existing Acres: 50.51
---	---

ADJUSTED GRANT DATA

Modernization Grant - Over 50 Yrs	\$	755,699.00
Fire Detection Alarm		14,169.00
Small Size Project		30,227.96
Accessibility/Fire Code Req.		22,671.00
Total State Share (60%)		822,766.96
District Share (40%)		548,511.31
Total Project Cost	\$	1,371,278.27

PROJECT FINANCING

<u>State Share</u>		
This Project	\$	822,766.96
<u>District Share</u>		
Cash Contribution		548,511.31
Financial Hardship		
Total Project Cost	\$	1,371,278.27

HISTORY OF PROJECT COST AND APPORTIONMENT

	Fund Code	Proposition	Previously Authorized	Authorized This Action	Unfunded Approval This Action
<u>State Share</u>					
Modernization/Additional Grant	951-570	51	\$	\$ 822,766.96	\$ 822,766.96
<u>District Share</u>					
Cash Contribution				548,511.31	
Total			\$	\$ 1,371,278.27	\$ 822,766.96

Funding Source: Proposition 51 Bonds/2016-Nov.

Pursuant to the Board's action on March 11, 2009, this application has been approved and placed on the Unfunded List (Lack of AB 55 Loans). This approval does not constitute a guarantee or commitment of future State funding.

The District shall ensure that it is in compliance with all applicable laws, regulations, and certifications it made on the program forms.

The District is responsible for ensuring that the project is compliant with Prevailing Wage Monitoring and/or Labor Compliance Program requirements at the time construction contracts are executed and/or construction commenced.

Based on the Board's action on June 5, 2017, this project is subject to the Grant Agreement submittal pursuant to School Facility Program Regulation Section 1859.90.4.

SCHOOL DISTRICT DATA

Application No: 50/63321-00-030
School District: Bakersfield City Elementary

County: Kern
School Name: Voorhies Elementary

PROJECT DATA

Type of Project: Elementary School
 K-6: 200
 7-8:
 9-12:
 Non-Severe:
 Severe:
Application Filing Basis: District Wide
Number of Classrooms: 8
Master Acres: 17.2
Existing Acres: 10.73
Proposed Acres:
Recommended Acres: 14.7
Facility Hardship (a): No
Financial Hardship Requested: No
Alternative Education School: No
Addition to Existing Site: Yes

ADJUSTED GRANT DATA

New Construction Grant	\$	2,439,400.00
Fire Detection Alarm		3,000.00
Service Site		300,564.00
Off-Site		13,712.00
Utilities		123,075.00
Small Size Project		97,576.00
Total State Share (50%)		<u>2,977,327.00</u>
District Share (50%)		<u>2,977,327.00</u>
Total Project Cost	\$	<u>5,954,654.00</u>

PROJECT FINANCING

State Share
This Project **\$** 2,977,327.00
District Share
Cash Contribution 2,977,327.00
Financial Hardship
Total Project Cost **\$** 5,954,654.00

HISTORY OF PROJECT COST AND APPORTIONMENT

	Fund Code	Proposition	Previously Authorized	Authorized This Action	Unfunded Approval This Action
State Share					
New Construction/Add. Grant	951-500	51	\$	\$ 2,977,327.00	\$ 2,977,327.00
District Share					
Cash Contribution				<u>2,977,327.00</u>	
Total			\$	<u>5,954,654.00</u>	<u>2,977,327.00</u>

Funding Source: Proposition 51 Bonds/2016-Nov.

Pursuant to the Board's action on March 11, 2009, this application has been approved and placed on the Unfunded List (Lack of AB 55 Loans). This approval does not constitute a guarantee or commitment of future State funding.

The District shall ensure that it is in compliance with all applicable laws, regulations and certifications it made on the program forms.

Based on the Board's action on June 5, 2017, this project is subject to the Grant Agreement submittal pursuant to School Facility Program Regulation Section 1859.90.4.

The District is responsible for ensuring that the project is compliant with Prevailing Wage Monitoring and/or Labor Compliance Program requirements at the time construction contracts are executed and/or construction commenced.

SCHOOL DISTRICT DATA

Application No: 50/62117-00-021
 School District: Clovis Unified

County: Fresno
 School Name: Virginia Boris Elem. (aka Temperance Clinton)

PROJECT DATA

ADJUSTED GRANT DATA

Type of Project: Elementary School
 K-6: 675
 7-8:
 9-12:
 Non-Severe:
 Severe: 9
 Application Filing Basis: District Wide
 Number of Classrooms: 28
 Master Acres: 15
 Existing Acres:
 Proposed Acres: 20.86
 Recommended Acres: 13.5
 Facility Hardship (a): No
 Financial Hardship Requested: No
 Alternative Education School: No
 Addition to Existing Site: No
 Core Facilities: Multi-Purpose/Kitchen,
 Library/Media Center,
 Administration, Toilet

New Construction Grant	\$	8,541,441.00
Fire Detection Alarm		10,674.00
Sprinkler System		144,189.00
General Site		819,584.00
Site Acquisition		1,519,622.00
Service Site		1,046,239.00
Off-Site		264,963.00
Utilities		25,139.00
Total State Share (50%)		12,371,851.00
District Share (50%)		12,371,851.00
Total Project Cost	\$	24,743,702.00

PROJECT FINANCING

State Share
 This Project \$ 12,371,851.00
District Share
 Cash Contribution 12,371,851.00
 Financial Hardship
 Total Project Cost \$ 24,743,702.00

HISTORY OF PROJECT COST AND APPORTIONMENT

	Fund Code	Proposition	Previously Authorized	Authorized This Action	Unfunded Approval This Action
<u>State Share</u>					
New Construction/Add. Grant	951-500	51	\$ 12,225,281.00	\$ 146,570.00	\$ 146,570.00
<u>District Share</u>					
Cash Contribution			12,225,281.00	146,570.00	
Total			<u>24,450,562.00</u>	<u>\$ 293,140.00</u>	<u>\$ 146,570.00</u>

Funding Source: Proposition 51 Bonds/2016-Nov.

Pursuant to the Board's action on March 11, 2009, this application has been approved and placed on the Unfunded List (Lack of AB 55 Loans). This approval does not constitute a guarantee or commitment of future State funding.

This item is being amended to include a revised General Site Development amount and will maintain it's original unfunded approval date of May 22, 2019.

The District shall ensure that it is in compliance with all applicable laws, regulations and certifications it made on the program forms.

Based on the Board's action on June 5, 2017, this project is subject to the Grant Agreement submittal pursuant to School Facility Program Regulation Section 1859.90.4.

The District is responsible for ensuring that the project is compliant with Prevailing Wage Monitoring and/or Labor Compliance Program requirements at the time construction contracts are executed and/or construction commenced.

SCHOOL DISTRICT DATA

Application No: 50/67314-00-045 County: Sacramento
 School District: Elk Grove Unified School Name: Anatolia 2

PROJECT DATA

Type of Project: Elementary School
 K-6: 750
 7-8:
 9-12:
 Non-Severe:
 Severe:
 Application Filing Basis: District Wide
 Number of Classrooms: 30
 Master Acres: 13.8
 Existing Acres:
 Proposed Acres: 9.89
 Recommended Acres: 13.8
 Facility Hardship (a): No
 Financial Hardship Requested: No
 Alternative Education School: No
 Addition to Existing Site: No
 Core Facilities: Multi-Purpose/Kitchen,
 Library/Media Center,
 Administration, Toilet

ADJUSTED GRANT DATA

New Construction Grant	\$	9,147,750.00
Fire Detection Alarm		11,250.00
Sprinkler System		153,750.00
Site Acquisition		1,155,926.00
Service Site		1,138,394.00
Off-Site		361,344.00
Utilities		129,406.00
General Site		755,111.00
Total State Share (50%)		<u>12,852,931.00</u>
District Share (50%)		<u>12,852,931.00</u>
Total Project Cost	\$	<u>25,705,862.00</u>

PROJECT FINANCING

State Share	
This Project	\$ 12,852,931.00
District Share	
Cash Contribution	12,852,931.00
Financial Hardship	
Total Project Cost	\$ <u>25,705,862.00</u>

HISTORY OF PROJECT COST AND APPORTIONMENT

	Fund Code	Proposition	Previously Authorized	Authorized This Action	Unfunded Approval This Action
State Share					
New Construction/Add. Grant	951-500	51	\$ 12,657,626.00	\$ 195,305.00	\$ 195,305.00
District Share					
Cash Contribution			<u>12,657,626.00</u>	<u>195,305.00</u>	
Total			\$ <u>25,315,252.00</u>	\$ <u>390,610.00</u>	\$ <u>195,305.00</u>

Funding Source: Proposition 51 Bonds/2016-Nov.

Pursuant to the Board's action on March 11, 2009, this application has been approved and placed on the Unfunded List (Lack of AB 55 Loans). This approval does not constitute a guarantee or commitment of future State funding.

This item is being amended to reconcile the general site development additional grant and will maintain its original unfunded approval date of June 26, 2019.

The District shall ensure that it is in compliance with all applicable laws, regulations and certifications it made on the program forms.

Based on the Board's action on June 5, 2017, this project is subject to the Grant Agreement submittal pursuant to School Facility Program Regulation Section 1859.90.4.

The District is responsible for ensuring that the project is compliant with Prevailing Wage Monitoring and/or Labor Compliance Program requirements at the time construction contracts are executed and/or construction commenced.

SCHOOL DISTRICT DATA

Application No: 50/73650-00-021
 School District: Irvine Unified

County: Orange
 School Name: Portola High

PROJECT DATA

Type of Project: High School
 K-6:
 7-8:
 9-12: 2349
 Non-Severe:
 Severe: 18
 Application Filing Basis: District Wide
 Number of Classrooms: 89
 Master Acres: 60.9
 Existing Acres:
 Proposed Acres: 43.59
 Recommended Acres: 55.3
 Facility Hardship (a): No
 Financial Hardship Requested: No
 Alternative Education School: No
 Addition to Existing Site: No

ADJUSTED GRANT DATA

New Construction Grant	\$	39,175,767.00
Fire Detection Alarm		78,615.00
Sprinkler System		605,925.00
Multi-Level Constr.	70Crs.	3,690,585.00
Site Acquisition		73,445,945.00
Service Site		3,366,293.00
Off-Site		1,609.00
Utilities		49,271.00
General Site		2,502,540.00
Total State Share (50%)		<u>122,916,550.00</u>
District Share (50%)		<u>122,916,550.00</u>
Total Project Cost	\$	<u>245,833,100.00</u>

PROJECT FINANCING

State Share
 This Project \$ 122,916,550.00
District Share
 Cash Contribution 122,916,550.00
 Financial Hardship
 Total Project Cost \$ 245,833,100.00

HISTORY OF PROJECT COST AND APPORTIONMENT

	Fund Code	Proposition	Previously Authorized	Authorized This Action	Unfunded Approval This Action
<u>State Share</u>					
New Construction/Add. Grant	951-500	51	\$ 123,022,919.00	\$ (106,369.00)	\$ (106,369.00)
<u>District Share</u>					
Cash Contribution			123,022,919.00	(106,369.00)	
Total			<u>\$ 246,045,838.00</u>	<u>\$ (212,738.00)</u>	<u>\$ (106,369.00)</u>

Funding Source: Proposition 51 Bonds/2016-Nov.

Pursuant to the Board's action on March 11, 2009, this application has been approved and placed on the Unfunded List (Lack of AB 55 Loans). This approval does not constitute a guarantee or commitment of future State funding.

The District shall ensure that it is in compliance with all applicable laws, regulations and certifications it made on the program forms.

Based on the Board's action on June 5, 2017, this project is subject to the Grant Agreement submittal pursuant to School Facility Program Regulation Section 1859.90.4.

The District is responsible for ensuring that the project is compliant with Prevailing Wage Monitoring and/or Labor Compliance Program requirements at the time construction contracts are executed and/or construction commenced.

Errors & Omissions: Staff is amending the project to adjust the amount provided for the multi-level construction grant from \$3,796,954 to \$3,690,585 due to a calculation error and the project will maintain its original unfunded approval date of March 27, 2019.

SCHOOL DISTRICT DATA

Application No: 50/10272-00-011
School District: Monterey County Office Of Education

County: Monterey
School Name: Salinas Community

PROJECT DATA

Type of Project: High School
K-6:
7-8: 7
9-12: 78
Non-Severe:
Severe:
Application Filing Basis: District Wide
Number of Classrooms: 7
Master Acres: 3.6
Existing Acres:
Proposed Acres: 1.97
Recommended Acres: 4.43
Facility Hardship (a): No
Financial Hardship Requested: Yes
Alternative Education School: Yes
Addition to Existing Site: No

Core Facilities: Multi-Purpose/Kitchen,
Administration, Toilet

PROJECT FINANCING

State Share
This Project \$ 4,667,572.00
District Share
Cash Contribution 344,598.00
Financial Hardship 4,322,974.00
Total Project Cost \$ 9,335,144.00

ADJUSTED GRANT DATA

New Construction Grant \$ 1,370,677.00
Project Assistance 7,460.00
Fire Detection Alarm 2,714.00
Sprinkler System 21,435.00
Multi-Level Constr. 7Crs. 164,481.00
Site Acquisition 1,095,517.00
Service Site 275,791.00
Off-Site 8,697.00
Utilities 19,269.00
General Site 157,065.00
Small Size Project 54,827.00
New School Project 1,489,639.00
Total State Share (50%) 4,667,572.00
District Share (50%) 4,667,572.00
Total Project Cost \$ 9,335,144.00

HISTORY OF PROJECT COST AND APPORTIONMENT

	Fund Code	Proposition	Previously Authorized	Authorized This Action	Unfunded Approval This Action
State Share					
New Construction/Add. Grant	057-500	1D	\$ 367,800.00		
New Construction/Add. Grant	051-500	51	479,165.00		
New Construction/Add. Grant	951-500	51	3,951,786.00	\$ (131,179.00)	\$ (131,179.00)
District Share					
Cash Contribution			344,598.00		
Financial Hardship	057-500	1D	367,800.00		
Financial Hardship	051-500	51	310,236.00		
Financial Hardship	951-500	51	3,776,117.00	(131,179.00)	(131,179.00)
Total			\$ 9,597,502.00	\$ (262,358.00)	\$ (262,358.00)

Funding Sources: Proposition 1D Bonds/2006-Nov.; Proposition 51 Bonds/2016-Nov.

Pursuant to the Board's action on March 11, 2009, this application has been approved and placed on the Unfunded List (Lack of AB 55 Loans). This approval does not constitute a guarantee or commitment of future State funding.

The District shall ensure that it is in compliance with all applicable laws, regulations and certifications it made on the program forms.

The District is responsible for ensuring that the project is compliant with Prevailing Wage Monitoring and/or Labor Compliance Program requirements at the time construction contracts are executed and/or construction commenced.

Based on the Board's action on June 5, 2017, this project is subject to the Grant Agreement submittal pursuant to School Facility Program Regulation Section 1859.90.4.

The District qualifies for financial hardship pursuant to SFP Regulation Section 1859.81(c)(3). The District qualifies as a County Superintendent of Schools and has demonstrated it is financially unable to provide all or a part of the matching funds.

Pursuant to Education Code Section 17072.25, valid Division of the State Architect approval must be obtained for the project prior to receiving and Apportionment. Otherwise, the project will receive an occurrence for non-participation pursuant to School Facility Program Regulation Section 1859.90.3.

Errors and Omissions: Staff is requesting an increase to the project for general site development and a reduction to the site acquisition grant. The project will maintain it's unfunded approval date of March 27, 2019.

SCHOOL DISTRICT DATA

Application No: 50/71274-00-001	County: Stanislaus
School District: Shiloh Elementary	School Name: Shiloh Elementary

PROJECT DATA

Type of Project:	Elementary School
K-6:	121
7-8:	16
9-12:	
Non-Severe:	
Severe:	
Application Filing Basis:	District Wide
Number of Classrooms:	6
Master Acres:	10.1
Existing Acres:	3.37
Proposed Acres:	4.04
Recommended Acres:	8.7
Facility Hardship (a):	No
Financial Hardship Requested:	Yes
Alternative Education School:	No
Addition to Existing Site:	Yes

ADJUSTED GRANT DATA

New Construction Grant	\$	1,682,253.00
Project Assistance		7,460.00
Fire Detection Alarm		2,135.00
Site Acquisition		101,414.00
Service Site		543,622.00
Utilities		50,804.00
General Site		188,515.00
Small Size Project		67,290.00
Total State Share (50%)		2,643,493.00
District Share (50%)		2,643,493.00
Total Project Cost	\$	5,286,986.00

PROJECT FINANCING

<u>State Share</u>	
This Project	\$ 2,643,493.00
<u>District Share</u>	
Cash Contribution	7,181.00
Financial Hardship	2,636,312.00
Total Project Cost	\$ 5,286,986.00

HISTORY OF PROJECT COST AND APPORTIONMENT

	Fund Code	Proposition	Previously Authorized	Authorized This Action	Unfunded Approval This Action
<u>State Share</u>					
New Construction/Add. Grant	055-500	55	\$ 401,467.00		
New Construction/Add. Grant	951-500	51	2,234,673.00	\$ 7,353.00	\$ 7,353.00
<u>District Share</u>					
Cash Contribution			7,181.00		
Financial Hardship	055-500	55	394,286.00		
Financial Hardship	951-500	51	2,234,673.00	7,353.00	7,353.00
Total			\$ 5,272,280.00	\$ 14,706.00	\$ 14,706.00

Funding Sources: Proposition 55 Bonds/2004-Mar.; Proposition 51 Bonds/2016-Nov.

Pursuant to the Board's action on March 11, 2009, this application has been approved and placed on the Unfunded List (Lack of AB 55 Loans). This approval does not constitute a guarantee or commitment of future State funding.

The District shall ensure that it is in compliance with all applicable laws, regulations and certifications it made on the program forms.

Based on the Board's action on June 5, 2017, this project is subject to the Grant Agreement submittal pursuant to School Facility Program Regulation Section 1859.90.4.

The District is responsible for ensuring that the project is compliant with Prevailing Wage Monitoring and/or Labor Compliance Program requirements at the time construction contracts are executed and/or construction commenced.

Education Code Section 17072.30 requires a valid approval from the Division of the State Architect (DSA) prior to Apportionment approval by the SAB. The final plan approval from DSA will expire on October 14, 2019. If the District will receive an Apportionment after October 14, 2019, an updated DSA letter must be submitted to OPSC before the Apportionment can be approved by the SAB.

Amounts shown for financial hardship assistance are subject to adjustment as a result of a review of the district's financial records pursuant to Regulation Section 1859.81(a) at the time of apportionment.

The District qualifies for financial hardship pursuant to SFP Regulation Section 1859.81(c)(4). The District has demonstrated it is financially unable to provide all or a part of the matching funds and is levying the developer fees or equal alternative revenue source justified by law. The District's total bonding capacity (as of April 29, 2019) is \$5 million or less.

Errors & Omissions: Staff is amending the project to adjust the amount provided for the general site development grant from \$181,162 to \$188,515 due to a calculation error. The project will maintain its unfunded approval date of June 26, 2019.

REPORT OF THE EXECUTIVE OFFICER
State Allocation Board Meeting, August 28, 2019

SCHOOL FACILITY PROGRAM
CAREER TECHNICAL EDUCATION FACILITIES PROGRAM UNFUNDED APPROVAL

PURPOSE OF REPORT

To present an additional project for approval for placement on the Unfunded List (Lack of AB 55 Loans) for the fifth funding cycle of the School Facility Program (SFP) Career Technical Education Facilities Program (CTEFP).

DESCRIPTION

At its May 2019 meeting, the State Allocation Board (Board) approved 70 CTEFP projects for the fifth funding cycle in the amount of \$122.4 million. This item requests the Board to approve one additional CTEFP project for placement on the Unfunded List (Lack of AB 55 Loans). With this additional project, the Board will have approved \$123,862,947 for Cycle 5.

AUTHORITY

See Attachment A.

STAFF ANALYSIS/STATEMENTS

At the May and June 2019 Board meetings, Staff presented the list of CTEFP projects to be funded in the fifth funding cycle as Attachment A1 totaling \$123.8 million, which left approximately \$1.137 million available from the original allocation of \$125 million for the fifth funding cycle. The next project in the funding order matrix is for Anaheim Union High School District. As sufficient funds were not available to fully fund this project, the District has accepted the remaining funds. Therefore, Staff is presenting this project for approval for placement on the Unfunded List (Lack of AB 55 Loans) as Attachment B in the amount of \$1.137 million.

Staff is presenting an amended Attachment A1 to reflect the adjusted total amount of CTEFP funding approved for the fifth funding cycle, as well as an amended Attachment A2. With the approval of this project the funds allocated to the fifth funding cycle are exhausted. Therefore, Staff recommends that the fifth cycle be declared closed.

RECOMMENDATIONS

1. Approve the CTEFP project included on Attachment B for application number 55/66431-00-001 (Anaheim Union High School District).
2. Declare the fifth CTEFP funding cycle closed.

ATTACHMENT A

AUTHORITY

EC Section 101122(a)(4) states: "The amount of five hundred million dollars (\$500,000,000) for facilities for career technical education programs pursuant to Article 13 (commencing with Section 17078.70) of Chapter 12.5 of Part 10 of Division 1 of Title 1."

SFP Regulation Section 1859.196(d) states in part:

(d) For the third and any subsequent cycles, the Board shall apportion funds regardless of Service Region.

(1) Funds shall be apportioned to the highest ranked project in each locale. In order to continue this funding process, one project from each locale must be apportioned. If there are no applications in a given locale(s), projects will be apportioned in the remaining locale(s).

(2) The process will continue until the applications or funds are exhausted, whichever comes first.

(3) In the event two or more applications have the same career technical education plan score and are in the same locale, the applicant with the highest total points in all weighted areas identified in Education Code Section 17078.72(j) will be funded first.

If a Career Technical Education Facilities Project within any funding cycle cannot be fully apportioned because insufficient funding is available, the applicant may either accept the available funding as the full and final apportionment for the project or refuse funding entirely. If funding is refused, the Board shall consider funding the next project eligible for an apportionment pursuant to this Section.

For any Career Technical Education Facilities Project not apportioned pursuant to this Section, the application shall be returned to the applicant. A Career Technical Education Facilities Project returned to the applicant may be resubmitted during a subsequent application acceptance period identified in Section 1859.191, provided the application meets the eligibility criteria in Section 1859.192.

Note: Authority cited: Sections 17070.35 and 17078.72(k), Education Code.

Reference: Section 17078.72, Education Code.

CTEFP ATTACHMENT A1
State Allocation Board Meeting, August 28, 2019

Funding Cycle	Funding Order	Application Number	CTEFP Funding Type	Applicant	Site Name	County	Locale	CDE Score	CDE Weighted Score	Prior Funding Y/N	50-10 Date Received	State Grant	Loan	Total Unfunded Approval
5	1	55/67314-00-010	New Construction	Elk Grove Unified	Elk Grove High	Sacramento	Suburban	139			2/15/2019	\$ 2,364,422	\$ -	\$ 2,364,422
5	2	55/64725-00-008	New Construction	Long Beach Unified	Jordan High	Los Angeles	Urban	138			2/15/2019	\$ 1,362,735	\$ -	\$ 1,362,735
5	3	55/69807-00-003	New Construction	San Lorenzo Valley Unified	San Lorenzo Valley High	Santa Cruz	Rural	135			2/13/2019	\$ 1,495,666	\$ 924,917	\$ 2,420,583
5	4	55/67314-00-007	New Construction	Elk Grove Unified	Florin High	Sacramento	Suburban	138.5			2/15/2019	\$ 2,999,936	\$ -	\$ 2,999,936
5	5	55/64733-00-026	New Construction	Los Angeles Unified	Monroe (James) High	Los Angeles	Urban	134.5			2/13/2019	\$ 2,834,843	\$ -	\$ 2,834,843
5	6	55/75580-00-005	New Construction	Golden Valley Unified	Liberty High	Madera	Rural	133	88		2/14/2019	\$ 3,000,000	\$ -	\$ 3,000,000
5	7	59/67447-00-003	Modernization	San Juan Unified	Casa Roble Fundamental High	Sacramento	Suburban	138	90		2/14/2019	\$ 1,500,000	\$ -	\$ 1,500,000
5	8	55/73650-00-005	New Construction	Irvine Unified	Woodbridge High	Orange	Urban	133.5			2/14/2019	\$ 3,000,000	\$ -	\$ 3,000,000
5	9	55/72769-00-001	New Construction	Wheatland Union High	Wheatland Union High	Yuba	Rural	133	87		2/14/2019	\$ 2,995,859	\$ -	\$ 2,995,859
5	10	55/72454-00-002	New Construction	Fillmore Unified	Fillmore Senior High	Ventura	Suburban	138	89		2/14/2019	\$ 3,000,000	\$ -	\$ 3,000,000
5	11	55/75598-00-001	New Construction	Caruthers Unified	Caruthers High	Fresno	Rural	133	84		2/15/2019	\$ 1,551,155	\$ -	\$ 1,551,155
5	12	55/65243-00-006	New Construction	Madera Unified	Matilda Torres High	Madera	Urban	132.5	84		2/8/2019	\$ 2,206,809	\$ -	\$ 2,206,809
5	13	55/67124-00-001	New Construction	Moreno Valley Unified	Moreno Valley High	Riverside	Suburban	137.5	90	No	2/14/2019	\$ 3,000,000	\$ -	\$ 3,000,000
5	14	59/72546-00-008	Modernization	Oxnard Union High	Oxnard High	Ventura	Rural	132.5			2/15/2019	\$ 757,998	\$ -	\$ 757,998
5	15	55/66266-00-006	New Construction	Napa Valley Unified	Vintage High	Napa	Urban	132	85		2/14/2019	\$ 3,000,000	\$ -	\$ 3,000,000
5	16	55/62117-00-013	New Construction	Clovis Unified	Buchanan High	Fresno	Suburban	137.5	90	Yes	2/14/2019	\$ 890,041	\$ -	\$ 890,041
5	17	55/61424-00-006	New Construction	Chico Unified	Inspire School Of Arts And Sciences	Butte	Urban	132	83		2/14/2019	\$ 748,639	\$ -	\$ 748,639
5	18	59/73809-00-003	Modernization	Firebaugh-Las Deltas Unified	Firebaugh High	Fresno	Rural	130.5			2/14/2019	\$ 1,146,564	\$ 1,146,564	\$ 2,293,128
5	19	55/71993-00-002	New Construction	Lindsay Unified	Lindsay Senior High	Tulare	Suburban	137.5	87		2/8/2019	\$ 3,000,000	\$ -	\$ 3,000,000
5	20	59/61259-00-002	Modernization	Oakland Unified	Fremont High	Alameda	Urban	132	81		2/15/2019	\$ 1,500,000	\$ -	\$ 1,500,000
5	21	59/75234-00-002	Modernization	Golden Plains Unified	Tranquility High	Fresno	Rural	130			2/15/2019	\$ 701,415	\$ -	\$ 701,415
5	22	55/62265-00-003	New Construction	Kings Canyon Joint Unified	Reedley Middle College High	Fresno	Suburban	136.5			2/13/2019	\$ 388,061	\$ -	\$ 388,061
5	23	55/66670-00-003	New Construction	Santa Ana Unified	Valley High	Orange	Urban	131.5	87		2/12/2019	\$ 3,000,000	\$ -	\$ 3,000,000
5	24	55/63685-00-002	New Construction	Muroc Joint Unified	Desert Junior-Senior High	Kern	Rural	129			1/29/2019	\$ 3,000,000	\$ -	\$ 3,000,000
5	25	55/61150-00-001	New Construction	Castro Valley Unified	Castro Valley High	Alameda	Suburban	135.5	90		2/14/2019	\$ 2,889,208	\$ -	\$ 2,889,208
5	26	59/62166-00-005	Modernization	Fresno Unified	Hoover High	Fresno	Urban	131.5	82		2/14/2019	\$ 848,442	\$ -	\$ 848,442
5	27	55/73809-00-002	New Construction	Firebaugh-Las Deltas Unified	Firebaugh High	Fresno	Rural	126			2/14/2019	\$ 1,096,916	\$ 1,096,916	\$ 2,193,832
5	28	55/67207-00-004	New Construction	Perris Union High	Perris High	Riverside	Suburban	135.5	85		2/11/2019	\$ 3,000,000	\$ -	\$ 3,000,000
5	29	55/64725-00-006	New Construction	Long Beach Unified	Renaissance High School For The Arts	Los Angeles	Urban	130.5	89		2/15/2019	\$ 1,985,450	\$ -	\$ 1,985,450
5	30	55/76455-00-001	New Construction	Scott Valley Unified	Etna Union Senior High	Siskiyou	Rural	125.5	86		2/7/2019	\$ 500,000	\$ -	\$ 500,000
5	31	55/76869-00-003	New Construction	Wiseburn Unified	Da Vinci Science	Los Angeles	Suburban	135			12/14/2019	\$ 555,286	\$ -	\$ 555,286
5	32	59/68338-00-015	Modernization	San Diego Unified	Kearny Senior High	San Diego	Urban	130.5	86		2/13/2019	\$ 1,500,000	\$ -	\$ 1,500,000
5	33	55/69807-00-002	New Construction	San Lorenzo Valley Unified	San Lorenzo Valley High	Santa Cruz	Rural	125.5	77		2/13/2019	\$ 1,493,738	\$ 924,917	\$ 2,418,655
5	34	55/62117-00-014	New Construction	Clovis Unified	Clovis East High	Fresno	Suburban	134.5	87		2/14/2019	\$ 1,698,156	\$ -	\$ 1,698,156
5	35	55/64568-00-001	New Construction	Glendale Unified	Clark Magnet High	Los Angeles	Urban	130			2/20/2019	\$ 3,000,000	\$ -	\$ 3,000,000
5	36	55/63529-00-019	New Construction	Kern High	Kern Valley High	Kern	Rural	125			2/15/2019	\$ 428,790	\$ -	\$ 428,790
5	37	55/76869-00-002	New Construction	Wiseburn Unified	Da Vinci Design	Los Angeles	Suburban	134.5	86		12/14/2019	\$ 113,376	\$ -	\$ 113,376
5	38	55/65060-00-006	New Construction	Torrance Unified	South High	Los Angeles	Urban	130			2/11/2019	\$ 3,000,000	\$ -	\$ 3,000,000
5	39	55/65698-00-001	New Construction	Hilmar Unified	Hilmar Senior High	Merced	Rural	124			2/14/2019	\$ 861,580	\$ -	\$ 861,580
5	40	55/64352-00-005	New Construction	Centinela Valley Union High	Leuzinger High	Los Angeles	Suburban	134	90	No	2/14/2019	\$ 2,029,092	\$ -	\$ 2,029,092
5	41	55/64733-00-022	New Construction	Los Angeles Unified	Grant (Ulysses S.) Senior High	Los Angeles	Urban	129.5			2/13/2019	\$ 3,000,000	\$ -	\$ 3,000,000
5	42	55/67314-00-011	New Construction	Elk Grove Unified	Cosmunes Oaks High	Sacramento	Rural	123			2/15/2019	\$ 1,375,807	\$ -	\$ 1,375,807
5	43	55/76869-00-001	New Construction	Wiseburn Unified	Da Vinci Design	Los Angeles	Suburban	134	90	Yes	12/14/2019	\$ 130,269	\$ -	\$ 130,269
5	44	59/68338-00-010	Modernization	San Diego Unified	Mission Bay Senior High	San Diego	Urban	129	85		2/13/2019	\$ 388,562	\$ -	\$ 388,562
5	45	55/66985-00-002	New Construction	Banning Unified	Banning High	Riverside	Rural	118.5			2/15/2019	\$ 3,000,000	\$ -	\$ 3,000,000
5	46	55/67207-00-005	New Construction	Perris Union High	Perris High	Riverside	Suburban	134	85		2/11/2019	\$ 3,000,000	\$ -	\$ 3,000,000
5	47	59/68478-13-002	Modernization	San Francisco Unified	Balboa High	San Francisco	Urban	129	84	No	2/7/2019	\$ 1,433,437	\$ -	\$ 1,433,437
5	48	55/71506-00-001	New Construction	Corning Union High	Corning High	Tehama	Rural	120.5			2/14/2019	\$ 676,660	\$ -	\$ 676,660
5	49	55/67314-00-012	New Construction	Elk Grove Unified	Florin High	Sacramento	Suburban	133	82		2/15/2019	\$ 1,878,148	\$ -	\$ 1,878,148
5	50	59/64733-00-031	Modernization	Los Angeles Unified	Sun Valley High	Los Angeles	Urban	129	84	Yes	2/13/2019	\$ 1,147,372	\$ -	\$ 1,147,372
5	51	55/63685-00-001	New Construction	Muroc Joint Unified	Desert Junior-Senior High	Kern	Rural	117			1/29/2019	\$ 3,000,000	\$ -	\$ 3,000,000
5	52	55/76869-00-004	New Construction	Wiseburn Unified	Da Vinci Communications High	Los Angeles	Suburban	133	83		12/14/2019	\$ 829,096	\$ -	\$ 829,096
5	53	55/63529-00-018	New Construction	Kern High	Mira Monte High	Kern	Urban	129	82		2/15/2019	\$ 1,040,424	\$ -	\$ 1,040,424
5	54	55/65136-00-002	New Construction	William S. Hart Union High	Castaic High	Los Angeles	Rural	116.5			2/14/2019	\$ 1,788,577	\$ -	\$ 1,788,577
5	55	59/64774-00-001	Modernization	Lynwood Unified	Lynwood High	Los Angeles	Suburban	132.5	90		2/14/2019	\$ 248,946	\$ -	\$ 248,946
5	56	59/66977-00-001	Modernization	Alford Unified	La Sierra High	Riverside	Urban	128.5			2/14/2019	\$ 1,499,528	\$ -	\$ 1,499,528
5	57	55/75242-02-002	New Construction	Val Verde Unified	Orange Vista High	Riverside	Rural	116			2/15/2019	\$ 239,941	\$ -	\$ 239,941
5	58	55/67173-00-001	New Construction	Palm Springs Unified	Desert Hot Springs High	Riverside	Suburban	132.5	89	No	2/11/2019	\$ 2,608,891	\$ -	\$ 2,608,891
5	59	55/66266-00-005	New Construction	Napa Valley Unified	Vintage High	Napa	Urban	128	84		2/14/2019	\$ 1,680,213	\$ -	\$ 1,680,213
5	60	55/75580-00-004	New Construction	Golden Valley Unified	Liberty High	Madera	Rural	114			2/14/2019	\$ 234,891	\$ -	\$ 234,891
5	61	59/72694-00-002	Modernization	Washington Unified	River City Senior High	Yolo	Suburban	132.5	89	Yes	2/15/2019	\$ 1,500,000	\$ -	\$ 1,500,000
5	62	55/65243-00-007	New Construction	Madera Unified	Matilda Torres High	Madera	Urban	128	82		2/8/2019	\$ 697,962	\$ -	\$ 697,962
5	63	55/71639-00-002	New Construction	Red Bluff Joint Union High	Red Bluff High	Tehama	Rural	112			2/8/2019	\$ 3,000,000	\$ -	\$ 3,000,000

Funding Cycle	Application Number	CTEFP Funding Type	Applicant	Site	County	Locale	CDE Score	CDE Weighted Score	Prior Funding Y/N	50-10 Date Received	Estimated State Grant	Requested Loan Amount	Total Grant Request
5	55/67314-00-008	New Construction	Elk Grove Unified	Elk Grove High	Sacramento	Suburban	131.5	80	Yes	2/15/2019	\$ 2,371,110	\$ -	\$ 2,371,110
5	59/68809-00-009	Modernization	San Luis Coastal Unified	San Luis Obispo High	San Luis Obispo	Urban	126.5			2/4/2019	\$ 1,500,000	\$ -	\$ 1,500,000
5	55/61721-00-001	New Construction	Liberty Union High	Heritage High	Contra Costa	Suburban	131			1/31/2019	\$ 1,745,384	\$ -	\$ 1,745,384
5	55/76786-00-003	New Construction	Santa Barbara Unified	Dos Pueblos Senior High	Santa Barbara	Suburban	131			2/13/2019	\$ 1,870,955	\$ -	\$ 1,870,955
5	55/67173-00-002	New Construction	Palm Springs Unified	Desert Hot Springs High	Riverside	Suburban	130.5			2/11/2019	\$ 2,607,547	\$ -	\$ 2,607,547
5	55/69310-00-004	New Construction	Santa Maria Joint Union High	Cte Center/Ag Farm	Santa Barbara	Suburban	130.5			2/14/2019	\$ 1,153,479	\$ -	\$ 1,153,479
5	59/66068-00-001	Modernization	South Monterey County High	Greenfield High	Monterey	Suburban	130.5			2/8/2019	\$ 725,760	\$ -	\$ 725,760
5	59/67090-00-004	Modernization	Jurupa Unified	Rubidoux High	Riverside	Suburban	130.5			2/14/2019	\$ 122,769	\$ -	\$ 122,769
5	59/73445-00-002	Modernization	Hacienda La Puente Unified	Los Altos High	Los Angeles	Suburban	130.5			2/14/2019	\$ 1,227,681	\$ -	\$ 1,227,681
5	59/70953-00-002	Modernization	Sonoma Valley Unified	Sonoma Valley High	Sonoma	Suburban	130			2/8/2019	\$ 1,500,000	\$ -	\$ 1,500,000
5	55/75531-00-004	New Construction	Dinuba Unified	Dinuba High	Tulare	Suburban	129.5			2/15/2019	\$ 3,000,000	\$ 3,000,000	\$ 6,000,000
5	59/62265-00-002	Modernization	Kings Canyon Joint Unified	Reedley High	Fresno	Suburban	129			2/13/2019	\$ 429,188	\$ -	\$ 429,188
5	59/68809-00-008	Modernization	San Luis Coastal Unified	Morro Bay High	San Luis Obispo	Suburban	129			2/4/2019	\$ 1,500,000	\$ -	\$ 1,500,000
5	55/61796-02-001	New Construction	West Contra Costa Unified	El Cerrito Senior High	Contra Costa	Suburban	128			2/14/2019	\$ 1,037,417	\$ -	\$ 1,037,417
5	59/67090-00-003	Modernization	Jurupa Unified	Jurupa Valley High	Riverside	Suburban	128			2/14/2019	\$ 1,252,727	\$ -	\$ 1,252,727
5	59/73692-00-001	Modernization	Mammoth Unified	Mammoth High	Mono	Suburban	128			2/12/2019	\$ 1,500,000	\$ -	\$ 1,500,000
5	55/63164-00-001	New Construction	Imperial Unified	Imperial High	Imperial	Suburban	127.5			2/14/2019	\$ 2,099,710	\$ -	\$ 2,099,710
5	59/75085-00-004	Modernization	Rocklin Unified	Whitney High	Placer	Suburban	127.5			2/14/2019	\$ 1,487,029	\$ -	\$ 1,487,029
5	55/61796-01-001	New Construction	West Contra Costa Unified	De Anza Senior High	Contra Costa	Suburban	127			2/14/2019	\$ 462,307	\$ -	\$ 462,307
5	59/76778-00-001	Modernization	Washington Unified	Washington High	Fresno	Suburban	127			2/14/2019	\$ 610,220	\$ 610,220	\$ 1,220,440
5	55/61796-01-002	New Construction	West Contra Costa Unified	De Anza Senior High	Contra Costa	Suburban	126			2/14/2019	\$ 1,223,971	\$ -	\$ 1,223,971
5	55/65094-00-003	New Construction	West Covina Unified	Edgewood High	Los Angeles	Suburban	126			2/14/2019	\$ 3,000,000	\$ -	\$ 3,000,000
5	59/61424-00-010	Modernization	Chico Unified	Pleasant Valley Senior High	Butte	Urban	126			2/14/2019	\$ 1,500,000	\$ -	\$ 1,500,000
5	59/76828-00-000	Modernization	Santa Paula Unified	Santa Paula Union High	Ventura	Suburban	126			2/14/2019	\$ 840,332	\$ -	\$ 840,332
5	55/62166-00-011	New Construction	Fresno Unified	Sunnyside High	Fresno	Urban	125.5			2/14/2019	\$ 3,000,000	\$ -	\$ 3,000,000
5	59/72546-00-007	Modernization	Oxnard Union High	Channel Islands High	Ventura	Urban	125.5			2/15/2019	\$ 939,542	\$ -	\$ 939,542
5	55/61424-00-007	New Construction	Chico Unified	Pleasant Valley Senior High	Butte	Urban	125.3			2/14/2019	\$ 665,040	\$ -	\$ 665,040
5	55/66944-00-004	New Construction	Tahoe-Truckee Unified	Truckee High School	Placer	Suburban	125			2/15/2019	\$ 1,683,700	\$ -	\$ 1,683,700
5	55/68593-00-005	New Construction	Manteca Unified	East Union High	San Joaquin	Suburban	125			2/12/2019	\$ 3,000,000	\$ -	\$ 3,000,000
5	55/75531-00-005	New Construction	Dinuba Unified	Dinuba High	Tulare	Suburban	125			2/15/2019	\$ 3,000,000	\$ 3,000,000	\$ 6,000,000
5	59/64519-00-007	Modernization	El Monte Union High	Mountain View High	Los Angeles	Suburban	125			2/13/2019	\$ 1,402,694	\$ -	\$ 1,402,694
5	59/68759-00-003	Modernization	Lucia Mar Unified	Arroyo Grande High	San Luis Obispo	Urban	125			2/14/2019	\$ 514,681	\$ -	\$ 514,681
5	55/63164-00-002	New Construction	Imperial Unified	Imperial High	Imperial	Suburban	124.5			2/14/2019	\$ 2,820,479	\$ -	\$ 2,820,479
5	55/65094-00-004	New Construction	West Covina Unified	West Covina High	Los Angeles	Suburban	124.5			2/14/2019	\$ 3,000,000	\$ -	\$ 3,000,000
5	59/68338-00-016	Modernization	San Diego Unified	Mission Bay Senior High	San Diego	Urban	124.5			2/13/2019	\$ 1,500,000	\$ -	\$ 1,500,000
5	59/69062-00-001	Modernization	Sequoia Union High	Carlmont High	San Mateo	Suburban	124.5			2/8/2019	\$ 1,453,475	\$ -	\$ 1,453,475
5	59/69310-00-002	Modernization	Santa Maria Joint Union High	Righetti (Ernest) High	Santa Barbara	Suburban	124.5			2/14/2019	\$ 741,661	\$ -	\$ 741,661
5	59/73452-00-006	Modernization	Rowland Unified	John A. Rowland High	Los Angeles	Suburban	124.5			2/14/2019	\$ 503,150	\$ -	\$ 503,150
5	55/64352-00-004	New Construction	Centinela Valley Union High	Hawthorne High	Los Angeles	Suburban	124			2/14/2019	\$ 3,000,000	\$ -	\$ 3,000,000
5	55/70920-00-003	New Construction	Santa Rosa High	Santa Rosa High	Sonoma	Urban	124			2/14/2019	\$ 1,154,970	\$ -	\$ 1,154,970
5	59/66092-00-002	Modernization	Monterey Peninsula Unified	Marina High	Monterey	Suburban	124			2/14/2019	\$ 1,324,942	\$ -	\$ 1,324,942
5	59/68338-00-021	Modernization	San Diego Unified	University City High	San Diego	Urban	124			2/13/2019	\$ 730,930	\$ -	\$ 730,930
5	55/64733-00-024	New Construction	Los Angeles Unified	Sherman Oaks Center For Enriched St	Los Angeles	Urban	123.5			2/13/2019	\$ 1,434,430	\$ -	\$ 1,434,430
5	55/67314-00-006	New Construction	Elk Grove Unified	Pleasant Grove High	Sacramento	Suburban	123.5			2/15/2019	\$ 999,758	\$ -	\$ 999,758
5	55/67330-21-005	New Construction	Folsom-Cordova Unified	Folsom High	Sacramento	Urban	123.5			2/7/2019	\$ 3,000,000	\$ -	\$ 3,000,000
5	59/61697-00-002	Modernization	John Swett Unified	John Swett High	Contra Costa	Suburban	123.5			2/8/2019	\$ 716,429	\$ -	\$ 716,429
5	55/63925-00-003	New Construction	Hanford Joint Union High	Sierra Pacific High	Kings	Urban	123			2/14/2019	\$ 1,294,929	\$ -	\$ 1,294,929
5	55/67215-00-001	New Construction	Riverside Unified	Riverside Stem Academy	Riverside	Urban	123			2/13/2019	\$ 3,000,000	\$ -	\$ 3,000,000
5	55/66944-00-005	New Construction	Tahoe-Truckee Unified	Truckee High School	Placer	Suburban	122.5			2/15/2019	\$ 1,968,341	\$ -	\$ 1,968,341
5	55/67876-00-002	New Construction	San Bernardino City Unified	Pacific High	San Bernardino	Urban	122.5			2/15/2019	\$ 3,000,000	\$ -	\$ 3,000,000
5	55/67876-00-003	New Construction	San Bernardino City Unified	San Gorgonio High	San Bernardino	Urban	122.5			2/15/2019	\$ 3,000,000	\$ -	\$ 3,000,000
5	55/69310-00-003	New Construction	Santa Maria Joint Union High	Cte Center/Ag Farm	Santa Barbara	Suburban	122.5			2/14/2019	\$ 1,082,371	\$ -	\$ 1,082,371
5	55/69328-00-001	New Construction	Santa Ynez Valley Union High	Santa Ynez Valley Union High	Santa Barbara	Suburban	122.5			2/14/2019	\$ 3,000,000	\$ -	\$ 3,000,000
5	59/68338-00-014	Modernization	San Diego Unified	Hoover Senior High	San Diego	Urban	122.5			2/13/2019	\$ 475,457	\$ -	\$ 475,457
5	59/69310-00-003	Modernization	Santa Maria Joint Union High	Santa Maria High	Santa Barbara	Urban	122.5			2/14/2019	\$ 1,387,276	\$ -	\$ 1,387,276
5	59/69310-00-004	Modernization	Santa Maria Joint Union High	Righetti (Ernest) High	Santa Barbara	Suburban	122.5			2/14/2019	\$ 1,500,000	\$ -	\$ 1,500,000
5	59/76869-00-007	Modernization	Wisburn Unified	Da Vinci Science	Los Angeles	Suburban	122.5			2/14/2019	\$ 499,080	\$ -	\$ 499,080
5	55/61614-00-001	New Construction	Pierce Joint Unified	Pierce High	Colusa	Suburban	122			2/14/2019	\$ 1,201,012	\$ -	\$ 1,201,012
5	55/67124-00-002	New Construction	Moreno Valley Unified	Vista Del Lago High	Riverside	Suburban	122			2/14/2019	\$ 3,000,000	\$ -	\$ 3,000,000
5	55/69468-01-003	New Construction	Fremont Union High	Homestead High	Santa Clara	Urban	122			2/13/2019	\$ 2,608,734	\$ -	\$ 2,608,734
5	59/66092-00-003	Modernization	Monterey Peninsula Unified	Marina High	Monterey	Suburban	122			2/14/2019	\$ 741,626	\$ -	\$ 741,626
5	59/66670-00-008	Modernization	Santa Ana Unified	Saddleback High	Orange	Urban	122			2/12/2019	\$ 1,500,000	\$ -	\$ 1,500,000

CTEFP ATTACHMENT A2
State Allocation Board Meeting August 28, 2019

Funding Cycle	Application Number	CTEFP Funding Type	Applicant	Site	County	Locale	CDE Score	CDE Weighted Score	Prior Funding Y/N	50-10 Date Received	Estimated State Grant	Requested Loan Amount	Total Grant Request
5	59/68338-00-011	Modernization	San Diego Unified	San Diego Science And Technolo	San Diego	Urban	122			2/13/2019	\$ 1,416,060	\$ -	\$ 1,416,060
5	59/68478-17-002	Modernization	San Francisco Unified	John O'Connell High	San Francisco	Urban	122			2/7/2019	\$ 872,909	\$ -	\$ 872,909
5	59/70540-00-002	Modernization	Fairfield-Suisun Unified	Armijo High	Solano	Urban	122			2/12/2019	\$ 1,365,070	\$ -	\$ 1,365,070
5	55/64725-00-005	New Construction	Long Beach Unified	Browning High School	Los Angeles	Urban	121.5			2/2/2019	\$ 1,399,179	\$ -	\$ 1,399,179
5	55/64733-00-025	New Construction	Los Angeles Unified	Sherman Oaks Center For Enriched St	Los Angeles	Urban	121.5			2/13/2019	\$ 1,543,627	\$ -	\$ 1,543,627
5	59/61424-00-009	Modernization	Chico Unified	Pleasant Valley Senior High	Butte	Urban	121.5			2/14/2019	\$ 1,002,117	\$ -	\$ 1,002,117
5	59/62687-00-006	Modernization	Northern Humboldt Union High	Arcata High	Humboldt	Suburban	121.5			2/12/2019	\$ 1,178,675	\$ -	\$ 1,178,675
5	59/75085-00-005	Modernization	Rocklin Unified	Rocklin High	Placer	Suburban	121			2/14/2019	\$ 1,498,834	\$ -	\$ 1,498,834
5	55/65060-00-005	New Construction	Torrance Unified	West High	Los Angeles	Urban	120.5			2/11/2019	\$ 3,000,000	\$ -	\$ 3,000,000
5	55/69583-00-001	New Construction	Morgan Hill Unified	Ann Sobrato High	Santa Clara	Suburban	120.5			2/11/2019	\$ 3,000,000	\$ -	\$ 3,000,000
5	59/68338-00-022	Modernization	San Diego Unified	Clairemont Senior High	San Diego	Urban	120.5			2/13/2019	\$ 1,500,000	\$ -	\$ 1,500,000
5	59/69310-00-001	Modernization	Santa Maria Joint Union High	Santa Maria High	Santa Barbara	Urban	120.5			2/14/2019	\$ 1,293,265	\$ -	\$ 1,293,265
5	55/61259-00-001	New Construction	Oakland Unified	Madison Middle	Alameda	Urban	120			2/15/2019	\$ 2,520,623	\$ -	\$ 2,520,623
5	55/62166-00-008	New Construction	Fresno Unified	Edison High	Fresno	Urban	120			2/14/2019	\$ 1,584,180	\$ -	\$ 1,584,180
5	55/64451-00-003	New Construction	Downey Unified	Warren High	Los Angeles	Suburban	120			2/15/2019	\$ 2,037,565	\$ -	\$ 2,037,565
5	55/73643-00-002	New Construction	Tustin Unified	Arnold O. Beckman High	Orange	Urban	120			2/14/2019	\$ 3,000,000	\$ -	\$ 3,000,000
5	59/62687-00-005	Modernization	Northern Humboldt Union High	Arcata High	Humboldt	Suburban	120			2/12/2019	\$ 85,569	\$ -	\$ 85,569
5	55/65060-00-004	New Construction	Torrance Unified	North High	Los Angeles	Urban	119.5			2/11/2019	\$ 3,000,000	\$ -	\$ 3,000,000
5	55/73437-00-003	New Construction	Compton Unified	Compton High	Los Angeles	Suburban	119.5			2/14/2019	\$ 624,053	\$ -	\$ 624,053
5	55/75572-00-001	New Construction	Waterford Unified	Waterford High	Stanislaus	Suburban	119.5			2/15/2019	\$ 166,562	\$ -	\$ 166,562
5	59/61259-00-003	Modernization	Oakland Unified	Fremont High	Alameda	Urban	119.5			2/15/2019	\$ 1,500,000	\$ -	\$ 1,500,000
5	59/76869-00-010	Modernization	Wiseburn Unified	Da Vinci Communications High	Los Angeles	Suburban	119.5			2/14/2019	\$ 309,485	\$ -	\$ 309,485
5	59/76869-00-012	Modernization	Wiseburn Unified	Da Vinci Communications High	Los Angeles	Suburban	119.5			2/14/2019	\$ 100,760	\$ -	\$ 100,760
5	55/68452-00-001	New Construction	Vista Unified	Vista Buena Vista High	San Diego	Suburban	119			2/11/2019	\$ 1,374,914	\$ -	\$ 1,374,914
5	55/62166-00-012	New Construction	Fresno Unified	Edison High	Fresno	Urban	118.5			2/14/2019	\$ 1,500,406	\$ -	\$ 1,500,406
5	55/67314-00-009	New Construction	Elk Grove Unified	Pleasant Grove High	Sacramento	Suburban	118.5			2/15/2019	\$ 2,747,095	\$ -	\$ 2,747,095
5	55/68452-00-002	New Construction	Vista Unified	Rancho Buena Vista High	San Diego	Suburban	118.5			2/11/2019	\$ 1,374,914	\$ -	\$ 1,374,914
5	55/72603-00-002	New Construction	Simi Valley Unified	Santa Susana High	Ventura	Suburban	118.5			2/14/2019	\$ 2,992,540	\$ -	\$ 2,992,540
5	55/73924-00-001	New Construction	Los Alamitos Unified	Los Alamitos High	Orange	Suburban	118.5			2/13/2019	\$ 1,445,589	\$ -	\$ 1,445,589
5	59/66670-00-009	Modernization	Santa Ana Unified	Century High	Orange	Urban	118.5			2/12/2019	\$ 1,345,256	\$ -	\$ 1,345,256
5	55/70524-00-002	New Construction	Benicia Unified	Benicia High	Solano	Suburban	118			2/8/2019	\$ 2,783,348	\$ -	\$ 2,783,348
5	59/68338-00-017	Modernization	San Diego Unified	Mira Mesa Senior High	San Diego	Urban	118			2/13/2019	\$ 1,110,877	\$ -	\$ 1,110,877
5	59/73973-00-003	Modernization	Center Joint Unified	Center High	Sacramento	Suburban	118			2/11/2019	\$ 280,817	\$ -	\$ 280,817
5	55/64352-00-006	New Construction	Centinela Valley Union High	Hawthorne High	Los Angeles	Suburban	117			2/14/2019	\$ 1,977,864	\$ -	\$ 1,977,864
5	55/75523-00-005	New Construction	Porterville Unified	Monache High	Tulare	Urban	117			2/14/2019	\$ 2,992,541	\$ -	\$ 2,992,541
5	59/62687-00-004	Modernization	Northern Humboldt Union High	McKinleyville High	Humboldt	Suburban	117			2/12/2019	\$ 204,540	\$ -	\$ 204,540
5	55/69468-01-004	New Construction	Fremont Union High	Homestead High	Santa Clara	Urban	116.5			2/13/2019	\$ 1,158,511	\$ -	\$ 1,158,511
5	55/75101-00-005	New Construction	Pleasanton Unified	Foothill High	Alameda	Urban	116.5			2/15/2019	\$ 3,000,000	\$ -	\$ 3,000,000
5	55/64014-00-001	New Construction	Kelseyville Unified	Kelseyville High	Lake	Suburban	116			2/14/2019	\$ 2,992,540	\$ -	\$ 2,992,540
5	59/70540-00-001	Modernization	Fairfield-Suisun Unified	Armijo High	Solano	Urban	115			2/12/2019	\$ 1,378,933	\$ -	\$ 1,378,933
5	59/73874-00-001	Modernization	Oak Park Unified	Oak Park High	Ventura	Suburban	115			2/13/2019	\$ 818,819	\$ -	\$ 818,819
5	55/64733-00-019	New Construction	Los Angeles Unified	Boyle Heights Stem High	Los Angeles	Urban	114.5			2/13/2019	\$ 2,048,949	\$ -	\$ 2,048,949
5	55/67124-00-003	New Construction	Moreno Valley Unified	Vista Del Lago High	Riverside	Suburban	114.5			2/14/2019	\$ 3,000,000	\$ -	\$ 3,000,000
5	55/73437-00-001	New Construction	Compton Unified	Compton High	Los Angeles	Suburban	114.5			2/14/2019	\$ 3,000,000	\$ -	\$ 3,000,000
5	55/75325-00-002	New Construction	Farmersville Unified	Farmersville High	Tulare	Suburban	114.5			1/31/2019	\$ 856,431	\$ -	\$ 856,431
5	55/64733-00-021	New Construction	Los Angeles Unified	Monroe (James) High	Los Angeles	Urban	114			2/13/2019	\$ 3,000,000	\$ -	\$ 3,000,000
5	55/66670-00-001	New Construction	Santa Ana Unified	Valley High	Orange	Urban	114			2/12/2019	\$ 3,000,000	\$ -	\$ 3,000,000
5	55/64725-00-004	New Construction	Long Beach Unified	Millican Senior High	Los Angeles	Urban	113.5			2/15/2019	\$ 1,537,435	\$ -	\$ 1,537,435
5	55/64733-00-020	New Construction	Los Angeles Unified	Monroe (James) High	Los Angeles	Urban	113.5			2/13/2019	\$ 3,000,000	\$ -	\$ 3,000,000
5	55/67330-21-004	New Construction	Folsom-Cordova Unified	Folsom High	Sacramento	Urban	113.5			2/7/2019	\$ 3,000,000	\$ -	\$ 3,000,000
5	55/75713-00-002	New Construction	Alhambra Unified	Mark Keppel High	Los Angeles	Suburban	113.5			2/14/2019	\$ 1,578,000	\$ -	\$ 1,578,000
5	55/71068-00-001	New Construction	Denair Unified	Denair High	Stanislaus	Suburban	113			2/8/2019	\$ 1,985,239	\$ -	\$ 1,985,239
5	55/71175-00-004	New Construction	Modesto City High	Modesto High	Stanislaus	Urban	113			2/14/2019	\$ 1,161,267	\$ -	\$ 1,161,267
5	59/67876-00-002	Modernization	San Bernardino City Unified	Indian Springs High	San Bernardino	Urban	113			2/15/2019	\$ 750,000	\$ -	\$ 750,000
5	55/64733-00-027	New Construction	Los Angeles Unified	Cleveland (Grover) High	Los Angeles	Urban	112.5			2/13/2019	\$ 1,472,948	\$ -	\$ 1,472,948
5	55/66944-00-002	New Construction	Tahoe-Truckee Unified	Truckee High School	Placer	Suburban	112.5			2/15/2019	\$ 1,485,634	\$ -	\$ 1,485,634
5	55/65243-00-005	New Construction	Madera Unified	Matilda Torres High	Madera	Urban	111.5			2/8/2019	\$ 1,091,133	\$ -	\$ 1,091,133
5	55/66647-00-001	New Construction	Placentia-Yorba Linda Unified	El Dorado High	Orange	Suburban	111.5			2/15/2019	\$ 2,568,735	\$ -	\$ 2,568,735
5	55/66670-00-002	New Construction	Santa Ana Unified	Segerstrom High	Orange	Urban	111.5			2/12/2019	\$ 3,000,000	\$ -	\$ 3,000,000
5	55/68585-00-002	New Construction	Lodi Unified	Bear Creek High	San Joaquin	Urban	111.5			2/14/2019	\$ 1,834,513	\$ -	\$ 1,834,513
5	55/69401-00-011	New Construction	Campbell Union High	Prospect High	Santa Clara	Suburban	111.5			2/15/2019	\$ 2,455,157	\$ 2,455,157	\$ 4,910,314
5	55/69401-00-012	New Construction	Campbell Union High	Leigh High	Santa Clara	Urban	111.5			2/15/2019	\$ 2,397,889	\$ 2,397,889	\$ 4,795,778

CTEFP ATTACHMENT A2
 State Allocation Board Meeting August 28, 2019

Funding Cycle	Application Number	CTEFP Funding Type	Applicant	Site	County	Locale	CDE Score	CDE Weighted Score	Prior Funding Y/N	50-10 Date Received	Estimated State Grant	Requested Loan Amount	Total Grant Request
5	59/66621-00-005	Modernization	Orange Unified	El Modena High	Orange	Urban	111.5			2/15/2019	\$ 1,500,000	\$ -	\$ 1,500,000
5	55/69401-00-010	New Construction	Campbell Union High	Westmont High	Santa Clara	Urban	111			2/15/2019	\$ 2,472,522	\$ 2,472,522	\$ 4,945,044
5	59/61622-00-001	Modernization	Williams Unified	Williams High	Colusa	Suburban	111			2/14/2019	\$ 1,496,022	\$ -	\$ 1,496,022
5	59/64733-00-030	Modernization	Los Angeles Unified	Dorsey (Susan Miller) Senior H	Los Angeles	Urban	111			2/13/2019	\$ 795,493	\$ -	\$ 795,493
5	59/68338-00-013	Modernization	San Diego Unified	Serra Senior High	San Diego	Urban	111			2/13/2019	\$ 1,500,000	\$ -	\$ 1,500,000
5	59/68338-00-018	Modernization	San Diego Unified	Lincoln High	San Diego	Urban	111			2/13/2019	\$ 609,833	\$ -	\$ 609,833
5	59/68338-00-012	Modernization	San Diego Unified	Serra Senior High	San Diego	Urban	110.5			2/13/2019	\$ 1,500,000	\$ -	\$ 1,500,000
5	59/75242-03-001	Modernization	Val Verde Unified	Rancho Verde High	Riverside	Suburban	110.5			2/14/2019	\$ 224,132	\$ -	\$ 224,132
5	55/62166-00-007	New Construction	Fresno Unified	Edison High	Fresno	Urban	110			2/14/2019	\$ 3,000,000	\$ -	\$ 3,000,000
5	55/73437-00-002	New Construction	Compton Unified	Compton High	Los Angeles	Suburban	110			2/14/2019	\$ 2,141,231	\$ -	\$ 2,141,231
5	55/64733-00-023	New Construction	Los Angeles Unified	Grant (Ulysses S.) Senior High	Los Angeles	Urban	108.5			2/13/2019	\$ 2,842,391	\$ -	\$ 2,842,391
5	55/69583-00-002	New Construction	Morgan Hill Unified	Ann Sobrato High	Santa Clara	Suburban	108.5			2/11/2019	\$ 3,000,000	\$ -	\$ 3,000,000
5	59/64774-00-002	Modernization	Lynwood Unified	Lynwood High (Aka Lynwood Middle)	Los Angeles	Suburban	108			2/14/2019	\$ 447,994	\$ -	\$ 447,994
5	55/68452-00-003	New Construction	Vista Unified	Vista High	San Diego	Suburban	107			2/11/2019	\$ 3,000,000	\$ -	\$ 3,000,000
5	55/75101-00-006	New Construction	Pleasanton Unified	Foothill High	Alameda	Urban	107			2/15/2019	\$ 3,000,000	\$ -	\$ 3,000,000
5	59/66944-00-001	Modernization	Tahoe-Truckee Unified	Sierra Continuation High	Placer	Suburban	106.5			2/15/2019	\$ 256,250	\$ -	\$ 256,250
5	55/64725-00-003	New Construction	Long Beach Unified	Jordan High	Los Angeles	Urban	106			2/15/2019	\$ 1,492,540	\$ -	\$ 1,492,540
5	55/62166-00-009	New Construction	Fresno Unified	Fresno High	Fresno	Urban	105.5			2/14/2019	\$ 1,887,745	\$ -	\$ 1,887,745
5	55/64733-00-028	New Construction	Los Angeles Unified	Huntington Park Senior High	Los Angeles	Suburban	105			2/13/2019	\$ 2,722,723	\$ -	\$ 2,722,723
5	55/71217-00-002	New Construction	Patterson Joint Unified	Patterson High	Stanislaus	Suburban	105			2/11/2019	\$ 2,992,540	\$ -	\$ 2,992,540
5	59/68338-00-019	Modernization	San Diego Unified	La Jolla Senior High	San Diego	Urban	105			2/13/2019	\$ 442,880	\$ -	\$ 442,880
											\$247,637,956	\$ 13,935,788	\$ 261,573,744

APPLICANT DATA

Application No:	55/66431-00-001	Site Name:	Magnolia High
County:	Orange	Industry Sector:	Information and Communication Technologies
Applicant:	Anaheim Union High	Pathway:	Networking

PROJECT DATA

Type of Project:	New Construction
Reservation of Funds:	Y
Loan Requested:	N
Qualifying SFP Project:	n/a
Number of CTE Classrooms:	4
SFP Classroom Allowance Deduction:	n/a

GRANT DATA

Eligible Project Costs (50%)	
Construction:	\$ 1,137,053.00
Equipment:	-
Site Development:	-
SFP Deduction:	0.00
Total State Share (50%)	1,137,053.00
District Share (50%)	1,137,053.00
Total Project Costs	\$ 2,274,106.00

PROJECT FINANCING

Fund Code		
State Share (50%)		
This Project	951-600	\$ 1,137,053.00
District Share (50%)		
Cash Contribution		1,137,053.00
Total Project Cost		\$ 2,274,106.00

Funding Source: Proposition 51 Bonds/2016-Nov.

Pursuant to the Board's action on March 11, 2009, this application is presented for unfunded approval and placement on the Unfunded List (Lack of AB 55 Loans). This approval does not constitute a guarantee or commitment of future State funding.

Pursuant to School Facility Program Regulation Section 1859.90.4, the applicant is required to submit a signed Grant Agreement for the project prior to or concurrent with a request for the release of funds.

Pursuant to School Facility Program Regulation Section 1859.199, the State portion of any and all project savings realized from the funding of a Career Technical Education Facilities Program project must be returned to the State.

The Applicant shall ensure that it is in compliance with all applicable laws, regulations and certifications it made on the program forms.

The Applicant is responsible for ensuring that the project is compliant with Prevailing Wage Monitoring and/or Labor Compliance Program requirements at the time construction contracts are executed and/or construction commenced.

The Applicant has requested a Reservation of Funds. Pursuant to School Facility Program Regulation Section 1859.197, the Applicant is required to submit the California Department of Education plan approval and the Division of the State Architect approved plans and specifications to the Office of Public School Construction within 12 months of receiving an Apportionment. If this requirement is not met, the Apportionment will be rescinded without further Board action.

REPORT OF THE EXECUTIVE OFFICER
State Allocation Board Meeting, August 28, 2019

CHARTER SCHOOL REQUEST TO HOLD TITLE TO PROJECT FACILITIES

PURPOSE OF REPORT

To present Bright Star Schools' (Charter School) request to hold title to facilities related to the Charter School Facilities Program (CSFP) project for the Rise Kohyang Middle Charter School, Office of Public School Construction (OPSC) application number 54/64733-00-103.

DESCRIPTION

In order for a charter school to hold title to the project facilities, it must submit a written request and the State Allocation Board (Board) must determine that the request contains all the necessary information required by law, including why title is not held by either the school district or a local governmental entity.

AUTHORITY

Education Code (EC) Section 17078.63(a)(3)(A) lists the following as an option an applicant can submit regarding title to the facilities:

“A request that the charter school be authorized to hold fee simple title to the subject property in trust for the benefit of the state public school system, on which a lien shall be recorded in favor of the board for the total amount of funds allocated pursuant to this article, including any loan received in lieu of a local matching share pursuant to Section 17078.57. The charter school shall include with the request a statement outlining the reasons why ownership of the project facilities is not vested with an entity set forth in paragraph (1) or (2) (the school district or local governmental entity). Prior to releasing any project funds, the board shall make findings that the applicant has submitted all of the information required by this paragraph.”

EC Section 17078.63(a)(3)(B) provides for the following additional security requirements when a charter school holds title:

“The following shall be recorded in the chain of title for the property:

- i. A restrictive covenant specifying that the facility shall be used only for public school purposes as authorized in the California Constitution and statute.
- ii. A remainder interest to the school district in which the facility is physically located or, if the school district disclaims the interest to the facility, to the board. The remainder interest shall be triggered when the facility is no longer needed for charter school purposes and shall then be subject to paragraphs (2) to (6), inclusive, of subdivision (b) of section 17078.62 (reverting to a successor charter school, then the local school district or the board in the event the district disclaims interest.)”

School Facility Program (SFP) Regulation Section 1859.172(a)(3) provides for the following certification requirement:

“A written request that the charter school be authorized to hold fee simple title to the subject property signed by an authorized charter school representative pursuant to all of requirements set forth in the Education Code Section 17078.63(a)(3). The written request must include a statement justifying the reasons why ownership is not vested with an entity described in (a)(1) and why ownership will not be vested with an entity described in (a)(2). The written request must also include the statement: I certify, as the charter school representative, that the information reported in this document is true and correct.”

BACKGROUND

Prior to 2010, title to CSFP project facilities was required to be held by the school district in which the project was physically located. The passage of Senate Bill 592 allowed for title to be held by the school district in which the project was located, the charter school, or a local governmental entity. The charter school must submit a written request and the Board must determine that the request contains all the necessary information required by law, including why title is not held by either the school district or a local governmental entity.

Additional security provisions required when a charter school holds title include the following:

- A lien on the property on behalf of the Board
- A restrictive covenant requiring that the facilities be used for public school purposes
- A remainder interest reverting to the local school district or the Board in the event the district disclaims the interest

The Charter School has not requested advance funding or submitted a conversion application as the title issue must be resolved prior to the receipt of any funds.

STAFF ANALYSIS / STATEMENTS

The Charter School submitted a written request to hold title, signed by the authorized charter school representative. The request includes justifications as to why ownership was not vested in the local school district, or local government entity, and the request includes the required certification statement.

The Charter School's request to hold title is included as Attachment A and contains all of the information required by the EC and SFP Regulation. Board approval of this request is contingent upon all of the security provisions being applied, as required by the EC. If the Charter School does not allow for the recording of the lien, restrictive covenant, or remainder interest, staff will present an item to a future Board meeting recommending revocation of the original finding.

RECOMMENDATIONS

1. Make a finding that the Charter School has met all of the requirements of EC Section 17078.63(a)(3)(A).
2. Direct staff to present an item recommending revocation of this Board finding should the Charter School fail to implement all of the security provisions set forth in the EC Section 17078.63(a)(3)(B).



RECEIVED
OFFICE OF PUBLIC
SCHOOL CONSTRUCTION
2019 JUL 22 PM 1:25
MAIL ROOM

July 15, 2019

Ms. Erin Cunneen
Charter Schools Facility Program
Office of Public School Construction
707 Third Street
West Sacramento, CA 95605

RE: Rise Kohyang Middle School, Application Number 54/64733-00-103

Dear Ms. Cunneen:

Pursuant to California Code of Regulations Section 1859.172(a)(3) ("the Regulation"), I am writing to request that Bright Star Schools hold title for a facility project for which we have been awarded a Proposition 51 award: Rise Kohyang Middle School, Application Number 54/64733-00-103.

Per the Regulation, prior to the release of funds for site acquisition or new construction final apportionments, charter school applicants wishing to hold title must provide:

A written request that the Charter School be authorized to hold fee simple title to the subject property signed by an authorized Charter School representative pursuant to all of requirements set forth in Education Code Section 17078.63(a)(3). The written request must include a statement justifying the reasons why ownership will not be vested with an entity described in (a)(1) and why ownership will not be vested with an entity described in (a)(2). The written request must also include the statement: I certify, as the Charter School representative, that the information reported in this document is true and correct.

This letter shall be considered such a request.

Recorded in the chain of title for the property shall be both a restrictive covenant specifying that the facility shall be used only for public school purposes as authorized in the California Constitution and statute and a remainder interest to the school district in which the facility is physically located or, if the school district disclaims the interest to the facility, to the board. The remainder interest shall be triggered when the facility is no longer needed for charter school purposes and shall then be subject to paragraphs (2) to (6), inclusive, of subdivision (b) of Education Code Section 17078.62.

Bright Star Schools will apply to the Los Angeles Unified School District (LAUSD) for an Augmentation Grant, a program whereby charter schools authorized by LAUSD can apply for and use LAUSD general obligation bond funds for facilities projects. Bright Star Schools has had multiple meetings and calls as part of the process of applying for the grant, and has discussed the issue of holding title for this project.

RECEIVED
OFFICE OF PUBLIC
SCHOOL CONSTRUCTION

2019 JUL 22 PM 1:25

MAIL ROOM

LAUSD's policy is to hold title only after full grant funding has been received by Bright Star Schools from the State. This policy necessitates that Bright Star Schools hold title temporarily and up until the point LAUSD takes title. Bright Star Schools has previously had an Augmentation Grant approved by LAUSD for the Rise Kohyang High School project (Application Number 54/64733-00-101). For that project, Bright Star Schools requested and was granted permission to hold title by the State Allocation Board.

Bright Star Schools will not pursue having a governmental entity hold title to the project because LAUSD will ultimately hold title once full grant funding has been received from the State. Pursuant to LAUSD's policy, Bright Star Schools respectfully requests that it be granted authority to hold title until LAUSD is ready to do so.

We are so grateful to have received Proposition 51 funding, and we look forward to working with you on this very meaningful project. Please contact me should you have any questions.

I certify, as the charter school representative, that the information reported in this document is true and correct.

Best regards,



Saman Bravo-Karimi
Chief Business Officer
949-584-6768
sbravo@brightstarschools.org

REPORT OF THE EXECUTIVE OFFICER
State Allocation Board Meeting, August 28, 2019

SCHOOL FACILITY PROGRAM
SUBSTANTIAL PROGRESS REDUCTION TO COSTS INCURRED

PURPOSE OF REPORT

To present School Facility Program (SFP) project apportionment to be reduced to eligible costs incurred.

DESCRIPTION

The SFP project listed on the Attachment is for a financial hardship District that received a separate design fund release. The District has either requested to have their project reduced to costs incurred or has not met the substantial progress requirement or has indicated that they will be unable to move forward with the SFP project listed on the Attachment. The District has requested that their apportionments be reduced to costs incurred to recognize eligible costs for the separate design phase.

AUTHORITY

Pursuant to Education Code Section 17076.10(b), sufficient evidence of substantial progress for the design, site and adjusted grant apportionments shall be due 18 months from the date any funds were released to the district. The SFP Regulation Section 1859.105 requires that when an apportionment is reduced to project costs incurred or rescinded, all State funds not used to finance eligible expenditures are to be returned to the State Allocation Board (SAB). The SFP Regulations also stipulate that interest earned on State funds, which is not used to finance eligible expenditures, is due to the SAB.

RECOMMENDATIONS

1. Find that the District is unable to meet the substantial progress requirements or indicated that they will be unable to move forward with the project listed on the Attachment.
2. Reduce the funded apportionment to costs incurred for the project listed on the Attachment.
3. Direct Staff to adjust the District's baseline eligibility, according to the increases (identified in the "Pupils Returned to the District's Baseline" column) on the Attachment.

**ATTACHMENT
SCHOOL FACILITY PROGRAM
SUBSTANTIAL PROGRESS REDUCTION TO COSTS INCURRED
State Allocation Board Meeting, August 28, 2019**

	District/ County/ Application Number	Pupil Grant Adjustments			Grant Adjustments				
		Original Pupils Assigned to Apportionment		Pupils Returned to the District's Baseline	State/FH Contribution	District Contribution	Interest	Amount of Eligible Expenditures	Reduction in Apportionment
		Type of Pupils	Number of Pupils	Number of Pupils					
Design Grant	Maple Elementary School District Kern 57/63610-00-002	K-6 7-8	184 53	167 48	\$212,817.00	\$1,317.00	\$3,159.67	\$119,125.73	\$98,167.94
TOTAL:									\$98,167.94

Facility Hardship / Rehabilitation Program

REPORT OF THE EXECUTIVE OFFICER
State Allocation Board Meeting, August 28, 2019

SCHOOL DISTRICT DATA

School District:ONTARIO MONTCLAIR	County:.....SAN BERNARDINO
Application Number:..... 58/67819-00-001	School Name:.....EUCLID ELEMENTARY
Total District Enrollment:.....20,606	Project Grade Level:.....K-6
Financial Hardship:.....NO

PURPOSE OF REPORT

Type of Request	State Allocation Board (Board) approval for placement on the Unfunded List (Lack of AB 55 Loans) for a School Facility Program (SFP) Facility Hardship Seismic Mitigation Program (SMP) Rehabilitation project.
Total Project Cost	\$4,735,667
Cost to the State	\$2,367,833

DESCRIPTION

Description of Health and Safety Threat	A report by R. M. Byrd and Associates, dated August 3, 2012 and revised June 5, 2014, identifies several structural deficiencies with the shear wall support system in Buildings A-1 through A-4 located at the Euclid Elementary School site. The report references material insufficiencies with the design of the building's structure that render the facility at high risk of collapse in the event of seismic activity. The building qualifies for the SMP based on the qualifying criteria in Education Code Section 17075.10 and SFP Regulation Section 1859.82.
Scope of Project	The scope of this project includes the seismic rehabilitation of Buildings A-1, A-2, A-3, and A-4.
Status of School Site	The project is under contract and currently in construction. The District anticipates project completion in August 2019.

QUALIFYING CRITERIA

Government/State Level Concurrence	These buildings are a Most Vulnerable Category 2 Building type as defined in SFP regulations and have met qualifying criteria of the SMP. The Division of the State Architect (DSA) has approved the District for Phase One (Eligibility Evaluation), Phase Three (Seismic Rehabilitation Pre-Application), Phase Four (Project Application) and final plan approval. These approvals enable the District to apply for funding from the Board.
Staff Supports the District's Request	Yes
Site Visit Completed by Staff	Staff accepted detailed reports and photographs from industry specialists and DSA approval in lieu of a site visit.

AUTHORITY

See Attachment A

RECOMMENDATION

Approve the District's request for an unfunded approval for the seismic rehabilitation of Buildings A-1, A-2, A-3, and A-4 at the Euclid Elementary site, pursuant to the SFP Regulation Section 1859.82(a)(1)(A)1.b as shown on Attachment B.

AUTHORITY

ATTACHMENT A

Education Code (EC) Section 17075.10(a) states:

A school district may apply for hardship assistance in cases of extraordinary circumstances. Extraordinary circumstances may include, but are not limited to, the need to repair, reconstruct, or replace the most vulnerable school facilities that are identified as a Category 2 building, as defined in the report submitted pursuant to Section 17317, determined by the department to pose an unacceptable risk of injury to its occupants in the event of a seismic event.

SFP Regulation Section 1859.82 states, "A district is eligible for facility hardship funding to repair, replace, or construct new classrooms and related facilities if the district demonstrates there is an unmet need for pupil housing or the condition of the facilities, or the lack of facilities, is a threat to the health and safety of the pupils."

SFP Regulation Section 1859.82(a)(1) provides for Facility Hardship grant funding when:

The facilities are needed to ensure the health and safety of the pupils if the district can demonstrate to the satisfaction of the Board that the health and safety of the pupils is at risk. Factors to be considered by the Board shall include the close proximity to a major freeway, airport, electrical facility, high power transmission lines, dam, pipeline, industrial facility, adverse air quality emission or other health and safety risks, including structural deficiencies required by the DSA to be repaired, seismic mitigation of the Most Vulnerable Category 2 Buildings as verified by the DSA, traffic safety or because the pupils reside in remote areas of the district and transportation to existing facilities is not possible or poses a health and safety risk.

SFP Regulation Section 1859.82(a)(1)(A)(1) states,

If the total cost to remain in the classroom or related facility is 50 percent or less than the Current Replacement Cost, the district may qualify for either grant below, as applicable:

- a. Modernization Excessive Cost Hardship Grant for Rehabilitation Costs pursuant to Section 1859.83(e),
or
- b. A grant not to exceed 50 percent of the cost estimate that has been reviewed and approved by the OPSC and approved by the Board for seismic repair.

SFP Regulation Section (a)(1)(C) states,

The seismic mitigation projects must meet all of the following requirements:

1. The construction contract was executed on or after May 20, 2006;
2. The project funding provided shall be for the minimum work necessary to obtain DSA approval;
3. The building is designed for occupancy by students and staff; and
4. The DSA concurs with a report by a structural engineer, which identifies structural deficiencies that pose an unacceptable risk of injury to its occupants in a seismic event. If the unacceptable risk of injury is due to the presence of faulting, liquefaction or landslide, these hazards must be documented by a geologic hazards report prepared by an engineering geologist in accordance with California Building Code, Part 2, Chapter 18, section 1803A and with the concurrence of the California Geological Survey.

SAB Meeting: August 28, 2019

Seismic Mitigation Program - Adjusted Grant Approval

SCHOOL DISTRICT DATA

Application No: 58/67819-00-001 County: San Bernardino
 School District: Ontario-Montclair School Name: Euclid Elementary

PROJECT DATA

Type of Project: Elementary School Application Filing Basis: Site Specific
 Pupils Assigned Under 50 Yrs: K-6:
 7-8:
 9-12:
 Non-Severe:
 Severe:
 Financial Hardship Requested: No Recommended Acres: 9.8
 Alternative Education School: No Existing Acres: 4.88

ADJUSTED GRANT DATA

Rehabilitation	\$ 2,367,833.00
Total State Share (50%)	2,367,833.00
District Share (50%)	<u>2,367,833.00</u>
Total Project Cost	<u>\$ 4,735,666.00</u>

PROJECT FINANCING

<u>State Share</u>	
This Project	\$ 2,367,833.00
<u>District Share</u>	
Cash Contribution	2,367,833.00
Financial Hardship	
Total Project Cost	<u>\$ 4,735,666.00</u>

HISTORY OF PROJECT COST AND APPORTIONMENT

	Fund Code	Proposition	Previously Authorized	Authorized This Action	Unfunded Approval This Action
<u>State Share</u>					
Modernization/Additional Grant	951-505	51	\$	\$ 2,367,833.00	\$ 2,367,833.00
<u>District Share</u>					
Cash Contribution				<u>2,367,833.00</u>	
Total			\$	<u>\$ 4,735,666.00</u>	<u>\$ 2,367,833.00</u>

Funding Source: Proposition 51 Bonds/2016-Nov.

Pursuant to the Board's action on March 11, 2009, this application has been approved and placed on the Unfunded List (Lack of AB 55 Loans). This approval does not constitute a guarantee or commitment of future State funding.

The District shall ensure that it is in compliance with all applicable laws, regulations and certifications it made on the program forms.

Based on the Board's action on June 5, 2017, this project is subject to the Grant Agreement submittal pursuant to School Facility Program Regulation Section 1859.90.4.

The District is responsible for ensuring that the project is compliant with Prevailing Wage Monitoring and/or Labor Compliance Program requirements at the time construction contracts are executed and/or construction commenced.

REPORT OF THE EXECUTIVE OFFICER
State Allocation Board Meeting, August 28, 2019

SCHOOL DISTRICT DATA

School District:ONTARIO MONTCLAIR	County:.....SAN BERNARDINO
Application Number:..... 58/67819-00-002	School Name:.....CENTRAL LANGUAGE ACADEMY
Total District Enrollment:.....20,606	Project Grade Level:.....K-6
Financial Hardship:.....NO

PURPOSE OF REPORT

Type of Request	State Allocation Board (Board) approval for placement on the Unfunded List (Lack of AB 55 Loans) for a School Facility Program (SFP) Facility Hardship Seismic Mitigation Program (SMP) Rehabilitation project.
Total Project Cost	\$4,132,198.06
Cost to the State	\$2,066,099.03

DESCRIPTION

Description of Health and Safety Threat	A report by R. M. Byrd and Associates, dated August 3, 2012 and revised June 5, 2014, identifies several structural deficiencies with the shear wall support system in the Buildings A-1 through A-4 located at the Central Language Academy school site. The report references material insufficiencies with the design of the building’s structure that render the facility at high risk of collapse in the event of seismic activity. The building qualifies for the SMP based on the qualifying criteria in Education Code Section 17075.10 and SFP Regulation Section 1859.82.
Scope of Project	The scope of this project includes the seismic rehabilitation of Buildings A-1, A-2, A-3, and A-4.
Status of School Site	The project is under contract and currently in construction. The District anticipates project completion in November of 2019.

QUALIFYING CRITERIA

Government/State Level Concurrence	These buildings are a Most Vulnerable Category 2 Building type as defined in SFP regulations and have met the qualifying criteria of the SMP. The Division of the State Architect (DSA) has approved the District for Phase One (Eligibility Evaluation), Phase Three (Seismic Rehabilitation Pre-Application), Phase Four (Project Application), and final plan approval. These approvals enable the District to apply for funding from the Board.
Staff Supports the District’s Request	Yes
Site Visit Completed by Staff	Staff accepted detailed reports and photographs from industry specialists and DSA approval in lieu of a site visit.

AUTHORITY

See Attachment A

RECOMMENDATION

Approve the District's request for an unfunded approval for the seismic rehabilitation of Buildings A-1, A-2, A-3, and A-4 at the Central Language Academy site, pursuant to SFP Regulation Section 1859.82(a)(1)(A)1.b as shown on Attachment B.

AUTHORITY
ATTACHMENT A

Education Code (EC) Section 17075.10(a) states:

A school district may apply for hardship assistance in cases of extraordinary circumstances. Extraordinary circumstances may include, but are not limited to, the need to repair, reconstruct, or replace the most vulnerable school facilities that are identified as a Category 2 building, as defined in the report submitted pursuant to Section 17317, determined by the department to pose an unacceptable risk of injury to its occupants in the event of a seismic event.

SFP Regulation Section 1859.82 states, "A district is eligible for facility hardship funding to repair, replace, or construct new classrooms and related facilities if the district demonstrates there is an unmet need for pupil housing or the condition of the facilities, or the lack of facilities, is a threat to the health and safety of the pupils."

SFP Regulation Section 1859.82(a)(1) provides for Facility Hardship grant funding when:

The facilities are needed to ensure the health and safety of the pupils if the district can demonstrate to the satisfaction of the Board that the health and safety of the pupils is at risk. Factors to be considered by the Board shall include the close proximity to a major freeway, airport, electrical facility, high power transmission lines, dam, pipeline, industrial facility, adverse air quality emission or other health and safety risks, including structural deficiencies required by the DSA to be repaired, seismic mitigation of the Most Vulnerable Category 2 Buildings as verified by the DSA, traffic safety or because the pupils reside in remote areas of the district and transportation to existing facilities is not possible or poses a health and safety risk.

SFP Regulation Section 1859.82(a)(1)(A)(1) states,

If the total cost to remain in the classroom or related facility is 50 percent or less than the Current Replacement Cost, the district may qualify for either grant below, as applicable:

- a. Modernization Excessive Cost Hardship Grant for Rehabilitation Costs pursuant to Section 1859.83(e),
or
- b. A grant not to exceed 50 percent of the cost estimate that has been reviewed and approved by the OPSC and approved by the Board for seismic repair.

SFP Regulation Section (a)(1)(C) states,

The seismic mitigation projects must meet all of the following requirements:

1. The construction contract was executed on or after May 20, 2006;
2. The project funding provided shall be for the minimum work necessary to obtain DSA approval;
3. The building is designed for occupancy by students and staff; and
4. The DSA concurs with a report by a structural engineer, which identifies structural deficiencies that pose an unacceptable risk of injury to its occupants in a seismic event. If the unacceptable risk of injury is due to the presence of faulting, liquefaction or landslide, these hazards must be documented by a geologic hazards report prepared by an engineering geologist in accordance with California Building Code, Part 2, Chapter 18, section 1803A and with the concurrence of the California Geological Survey.

SAB Meeting: August 28, 2019

Seismic Mitigation Program - Adjusted Grant Approval

SCHOOL DISTRICT DATA

Application No: 58/67819-00-002 County: San Bernardino
 School District: Ontario-Montclair School Name: Central Language Academy

PROJECT DATA

Type of Project: Elementary School Application Filing Basis: Site Specific
 Pupils Assigned Under 50 Yrs: K-6:
 7-8:
 9-12:
 Non-Severe:
 Severe:
 Financial Hardship Requested: No Recommended Acres: 14.6
 Alternative Education School: No Existing Acres: 4.38

ADJUSTED GRANT DATA

Rehabilitation	\$ 2,066,099.03
Total State Share (50%)	2,066,099.03
District Share (50%)	2,066,099.03
Total Project Cost	<u>\$ 4,132,198.06</u>

PROJECT FINANCING

<u>State Share</u>	
This Project	\$ 2,066,099.03
<u>District Share</u>	
Cash Contribution	2,066,099.03
Financial Hardship	
Total Project Cost	<u>\$ 4,132,198.06</u>

HISTORY OF PROJECT COST AND APPORTIONMENT

	Fund Code	Proposition	Previously Authorized	Authorized This Action	Unfunded Approval This Action
<u>State Share</u>					
Modernization/Additional Grant	951-505	51	\$	\$ 2,066,099.03	\$ 2,066,099.03
<u>District Share</u>					
Cash Contribution				2,066,099.03	
Total			\$	<u>\$ 4,132,198.06</u>	<u>\$ 2,066,099.03</u>

Funding Source: Proposition 51 Bonds/2016-Nov.

Pursuant to the Board's action on March 11, 2009, this application has been approved and placed on the Unfunded List (Lack of AB 55 Loans). This approval does not constitute a guarantee or commitment of future State funding.

The District shall ensure that it is in compliance with all applicable laws, regulations and certifications it made on the program forms.

Based on the Board's action on June 5, 2017, this project is subject to the Grant Agreement submittal pursuant to School Facility Program Regulation Section 1859.90.4.

The District is responsible for ensuring that the project is compliant with Prevailing Wage Monitoring and/or Labor Compliance Program requirements at the time construction contracts are executed and/or construction commenced.

REPORT OF THE EXECUTIVE OFFICER
State Allocation Board Meeting, August 28, 2019

SCHOOL DISTRICT DATA

School District:SEBASTOPOL UNION ELEMENTARY	County:.....SONOMA
Application Number:..... 58/70938-00-001	School Name:.....BROOK HAVEN MIDDLE
Total District Enrollment:.....900	Project Grade Level:.....7-8
Financial Hardship:.....NO

PURPOSE OF REPORT

Type of Request	State Allocation Board (Board) approval for placement on the Unfunded List (Lack of AB 55 Loans) for a School Facility Program (SFP) Facility Hardship rehabilitation project.
Total Project Cost	\$707,913
Cost to the State	\$424,748

DESCRIPTION

Description of Health and Safety Threat	A report by Ninyo and Moore Geotechnical and Environmental Sciences Consultants, dated November 30, 2016 identified liquefiable soils underneath the foundation of the library. Further testing concluded that a liquefaction event would cause the building to sink 13.5 inches causing extreme instability in the building resulting in falling hazards and structural collapse. In an additional report by KPW Structural Engineers, Inc. dated June 13, 2018, the design engineers stated that “in our opinion, the anticipated dynamic settlement...is a high level of risk to the life safety of the building occupants and should be mitigated.”
Scope of Project	The scope of this project includes compaction grouting to stabilize the soil under the library building and subsequent restoration of the affected building.
Status of School Site	The compaction grouting was completed in the Fall of 2018. The District anticipates completion of restoration work in July of 2020.

QUALIFYING CRITERIA

Government/State Level Concurrence	The California Geological Survey has provided written concurrence dated November 6, 2017 supporting the industry specialist’s findings and recommended work to mitigate the health and safety threat.
Staff Supports the District’s Request	Yes
Site Visit Completed by Staff	Staff accepted detailed reports from an industry specialist in lieu of a site visit.

AUTHORITY

See Attachment A

RECOMMENDATION

Approve the District's request for an unfunded approval for rehabilitation funding for the compaction grouting stabilizing the soil underneath the library and required ancillary work at the Brook Haven Middle School site, pursuant to SFP Regulation Section 1859.83(e) as shown on Attachment B.

ATTACHMENT A

AUTHORITY

Education Code (EC) Section 17075.10(a) states:

A school district may apply for hardship assistance in cases of extraordinary circumstances. Extraordinary circumstances may include, but are not limited to, the need to repair, reconstruct, or replace the most vulnerable school facilities that are identified as a Category 2 building, as defined in the report submitted pursuant to Section 17317, determined by the department to pose an unacceptable risk of injury to its occupants in the event of a seismic event.

SFP Regulation Section 1859.82 states, "A district is eligible for facility hardship funding to repair, replace, or construct new classrooms and related facilities if the district demonstrates there is an unmet need for pupil housing or the condition of the facilities, or the lack of facilities, is a threat to the health and safety of the pupils."

SFP Regulation Section 1859.82(a)(1) provides for Facility Hardship grant funding when:

The facilities are needed to ensure the health and safety of the pupils if the district can demonstrate to the satisfaction of the Board that the health and safety of the pupils is at risk. Factors to be considered by the Board shall include the close proximity to a major freeway, airport, electrical facility, high power transmission lines, dam, pipeline, industrial facility, adverse air quality emission or other health and safety risks, including structural deficiencies required by the DSA to be repaired, seismic mitigation of the Most Vulnerable Category 2 Buildings as verified by the DSA, traffic safety or because the pupils reside in remote areas of the district and transportation to existing facilities is not possible or poses a health and safety risk.

SFP Regulation Section 1859.82(a)(1)(A)(1) states,

If the total cost to remain in the classroom or related facility is 50 percent or less than the Current Replacement Cost, the district may qualify for either grant below, as applicable:

- a. Modernization Excessive Cost Hardship Grant for Rehabilitation Costs pursuant to Section 1859.83(e), or
- b. A grant not to exceed 50 percent of the cost estimate that has been reviewed and approved by the OPSC and approved by the Board for seismic repair.

Regulation Section 1859.83(e) states:

Excessive Cost for rehabilitation of facilities the Board has determined are a health and safety risk to the pupils pursuant to Section 1859.82(a)(1) and the cost/benefit analysis to mitigate the problem and remain in the facility is less than 50 percent of the Current Replacement Cost of the facility. The cost/benefit analysis shall not include increased costs associated with high performance related costs or components, with the exception of those high performance components that were pre-existing in the classroom or related facility. If the district qualifies, the district is eligible for funding of Rehabilitation Costs as a modernization project. If the Approved Application is received on or before April 29, 2002, the grant amount provided is 80 percent of the amount of the cost estimate required in Section 1859.82(a)(1) that has been reviewed by the OPSC and approved by the Board. If the Approved Application is received after April 29, 2002, the grant amount provided is 60 percent of the amount of the cost estimate required in Section 1859.82(a)(1) that has been reviewed by the OPSC and approved by the Board. An additional grant may be provided for high performance incentive pursuant to Section 1859.77.4 provided that the high performance points attained are related to the scope of the Facility Hardship project. For any project funded in whole or in part from Proposition 47 or Proposition 55 for which the construction contract is awarded prior to January 1, 2012, the district may be eligible for the funding provided to initiate and enforce a LCP as prescribed in Section 1859.78.1(a). For any project for which the construction contract is awarded on January 1, 2012 through June 19, 2014, the grant may be adjusted in the manner prescribed in Section 1859.78.1(b) and subject to the limitations established in Section 1859.78.1(c).

SCHOOL DISTRICT DATA

Application No: 58/70938-00-001 County: Sonoma
 School District: Sebastopol Union Elementary School Name: Brook Haven Middle

PROJECT DATA

Type of Project: Middle School Application Filing Basis: Site Specific
 Pupils Assigned Under 50 Yrs: K-6:
 7-8:
 9-12:
 Non-Severe:
 Severe:
 Financial Hardship Requested: No Recommended Acres: 6.7
 Alternative Education School: No Existing Acres: 8.3

ADJUSTED GRANT DATA

Rehabilitation	\$ 420,770.00
Project Assistance	3,978.00
Total State Share (60%)	424,748.00
District Share (40%)	283,165.00
Total Project Cost	<u>\$ 707,913.00</u>

PROJECT FINANCING

<u>State Share</u>	
This Project	\$ 424,748.00
<u>District Share</u>	
Cash Contribution	283,165.00
Financial Hardship	
Total Project Cost	<u>\$ 707,913.00</u>

HISTORY OF PROJECT COST AND APPORTIONMENT

	Fund Code	Proposition	Previously Authorized	Authorized This Action	Unfunded Approval This Action
<u>State Share</u>					
Modernization/Additional Grant	951-570	51	\$	\$ 424,748.00	\$ 424,748.00
<u>District Share</u>					
Cash Contribution				283,165.00	
Total			\$	<u>\$ 707,913.00</u>	<u>\$ 424,748.00</u>

Funding Source: Proposition 51 Bonds/2016-Nov.

Pursuant to the Board's action on March 11, 2009, this application has been approved and placed on the Unfunded List (Lack of AB 55 Loans). This approval does not constitute a guarantee or commitment of future State funding.

The District shall ensure that it is in compliance with all applicable laws, regulations and certifications it made on the program forms.

Based on the Board's action on June 5, 2017, this project is subject to the Grant Agreement submittal pursuant to School Facility Program Regulation Section 1859.90.4.

The District is responsible for ensuring that the project is compliant with Prevailing Wage Monitoring and/or Labor Compliance Program requirements at the time construction contracts are executed and/or construction commenced.

REPORT OF THE EXECUTIVE OFFICER
State Allocation Board Meeting, August 28, 2019

SCHOOL DISTRICT DATA

School District:TEMPLETON UNIFIED	County:.....SAN LUIS OBISPO
Application Number:..... 58/70524-00-001	School Name:.....VINEYARD ELEMENTARY
Total District Enrollment:.....2,394	Project Grade Level:.....K-6
Financial Hardship:.....NO

PURPOSE OF REPORT

Type of Request	State Allocation Board (Board) approval for placement on the Unfunded List (Lack of AB 55 Loans) for a School Facility Program (SFP) Facility Hardship rehabilitation project.
Total Project Cost	\$358,410
Cost to the State	\$215,046

DESCRIPTION

Description of Health and Safety Threat	The fire alarm system at Vineyard Elementary School has failed and is no longer reliable to provide warning in case of a fire. The system was installed in 1993-94 using an integrated speaker system that is no longer code compliant. Since 2013, the system began to consistently malfunction, causing Templeton Fire and Emergency Services to respond to 34 false alarms throughout the previous 6 years. According to the report by Tech Time Communications Inc., dated April 9, 2018, "In December 2017 and January 2018, entire 25 port modules of the system failed.... The system was in constant trouble and could not be silenced, due to the nature of the failure...it is impossible to determine which circuits will work at any given time." Some parts of the alarm system will function while testing and then not function just minutes later. According to the Templeton Community Services District fire captain, "Both the alarm system and fire pump notification systems are in need of replacement and upgrade to provide the fire and life safety protection."
---	---

Scope of Project	The scope of this project includes the replacement of the fire alarm system.
------------------	--

Status of School Site	The District began the replacement work in May of 2017. The fire system replacement was completed in Fall of 2018.
-----------------------	--

QUALIFYING CRITERIA

Government/State Level Concurrence	The Templeton Community Services District has provided written concurrence from their Fire Captain supporting the industry specialist's findings and recommended work to mitigate the health and safety threat.
------------------------------------	---

Staff Supports the District's Request	Yes
---------------------------------------	-----

Site Visit Completed by Staff	Staff accepted detailed reports from an industry specialist in lieu of a site visit.
-------------------------------	--

AUTHORITY

See Attachment A

RECOMMENDATION

Approve the District's request for an unfunded approval for the replacement of the fire alarm system at the Vineyard Elementary School site, pursuant to SFP Regulation Section 1859.83(e) as shown on Attachment B.

ATTACHMENT A

AUTHORITY

Education Code (EC) Section 17075.10(a) states:

A school district may apply for hardship assistance in cases of extraordinary circumstances. Extraordinary circumstances may include, but are not limited to, the need to repair, reconstruct, or replace the most vulnerable school facilities that are identified as a Category 2 building, as defined in the report submitted pursuant to Section 17317, determined by the department to pose an unacceptable risk of injury to its occupants in the event of a seismic event.

SFP Regulation Section 1859.82 states, "A district is eligible for facility hardship funding to repair, replace, or construct new classrooms and related facilities if the district demonstrates there is an unmet need for pupil housing or the condition of the facilities, or the lack of facilities, is a threat to the health and safety of the pupils."

SFP Regulation Section 1859.82(a)(1) provides for Facility Hardship grant funding when:

The facilities are needed to ensure the health and safety of the pupils if the district can demonstrate to the satisfaction of the Board that the health and safety of the pupils is at risk. Factors to be considered by the Board shall include the close proximity to a major freeway, airport, electrical facility, high power transmission lines, dam, pipeline, industrial facility, adverse air quality emission or other health and safety risks, including structural deficiencies required by the DSA to be repaired, seismic mitigation of the Most Vulnerable Category 2 Buildings as verified by the DSA, traffic safety or because the pupils reside in remote areas of the district and transportation to existing facilities is not possible or poses a health and safety risk.

SFP Regulation Section 1859.82(a)(1)(A)(1) states,

If the total cost to remain in the classroom or related facility is 50 percent or less than the Current Replacement Cost, the district may qualify for either grant below, as applicable:

- a. Modernization Excessive Cost Hardship Grant for Rehabilitation Costs pursuant to Section 1859.83(e), or
- b. A grant not to exceed 50 percent of the cost estimate that has been reviewed and approved by the OPSC and approved by the Board for seismic repair.

Regulation Section 1859.83(e) states:

Excessive Cost for rehabilitation of facilities the Board has determined are a health and safety risk to the pupils pursuant to Section 1859.82(a)(1) and the cost/benefit analysis to mitigate the problem and remain in the facility is less than 50 percent of the Current Replacement Cost of the facility. The cost/benefit analysis shall not include increased costs associated with high performance related costs or components, with the exception of those high performance components that were pre-existing in the classroom or related facility. If the district qualifies, the district is eligible for funding of Rehabilitation Costs as a modernization project. If the Approved Application is received on or before April 29, 2002, the grant amount provided is 80 percent of the amount of the cost estimate required in Section 1859.82(a)(1) that has been reviewed by the OPSC and approved by the Board. If the Approved Application is received after April 29, 2002, the grant amount provided is 60 percent of the amount of the cost estimate required in Section 1859.82(a)(1) that has been reviewed by the OPSC and approved by the Board. An additional grant may be provided for high performance incentive pursuant to Section 1859.77.4 provided that the high performance points attained are related to the scope of the Facility Hardship project. For any project funded in whole or in part from Proposition 47 or Proposition 55 for which the construction contract is awarded prior to January 1, 2012, the district may be eligible for the funding provided to initiate and enforce a LCP as prescribed in Section 1859.78.1(a). For any project for which the construction contract is awarded on January 1, 2012 through June 19, 2014, the grant may be adjusted in the manner prescribed in Section 1859.78.1(b) and subject to the limitations established in Section 1859.78.1(c).

SCHOOL DISTRICT DATA

Application No: 58/68841-00-001 County: San Luis Obispo
 School District: Templeton Unified School Name: Vineyard Elementary

PROJECT DATA

Type of Project: Elementary School Application Filing Basis: Site Specific
 Pupils Assigned Under 50 Yrs: K-6:
 7-8:
 9-12:
 Non-Severe:
 Severe:
 Financial Hardship Requested: No Recommended Acres: 10.1
 Alternative Education School: No Existing Acres: 13.39

ADJUSTED GRANT DATA

Rehabilitation	\$ 211,068.00
Project Assistance	3,978.00
Total State Share (60%)	215,046.00
District Share (40%)	143,364.00
Total Project Cost	<u>\$ 358,410.00</u>

PROJECT FINANCING

<u>State Share</u>	
This Project	\$ 215,046.00
<u>District Share</u>	
Cash Contribution	143,364.00
Financial Hardship	
Total Project Cost	<u>\$ 358,410.00</u>

HISTORY OF PROJECT COST AND APPORTIONMENT

	Fund Code	Proposition	Previously Authorized	Authorized This Action	Unfunded Approval This Action
<u>State Share</u>					
Modernization/Additional Grant	951-570	51	\$	\$ 215,046.00	\$ 215,046.00
<u>District Share</u>					
Cash Contribution				143,364.00	
Total			\$	<u>\$ 358,410.00</u>	<u>\$ 215,046.00</u>

Funding Source: Proposition 51 Bonds/2016-Nov.

Pursuant to the Board's action on March 11, 2009, this application has been approved and placed on the Unfunded List (Lack of AB 55 Loans). This approval does not constitute a guarantee or commitment of future State funding.

The District shall ensure that it is in compliance with all applicable laws, regulations and certifications it made on the program forms.

Based on the Board's action on June 5, 2017, this project is subject to the Grant Agreement submittal pursuant to School Facility Program Regulation Section 1859.90.4.

The District is responsible for ensuring that the project is compliant with Prevailing Wage Monitoring and/or Labor Compliance Program requirements at the time construction contracts are executed and/or construction commenced.

**Non-Conforming Buildings
(Continued Use)**

REPORT OF THE EXECUTIVE OFFICER
State Allocation Board Meeting, August 28, 2019

EXEMPTION FOR INDEPENDENT STUDY FACILITIES

PURPOSE OF REPORT

To present the Fresno Unified School District's (District) request, as shown on the Attachment, for an exemption from the definition of "school buildings" for certain facilities used for independent study.

DESCRIPTION

The District operates an independent study program at facilities that are not located at a regular school site and is requesting an exemption from the definition of "school building," as described in Education Code (EC) Section 17283, for the facility.

EC Section 17289 authorizes any school district or county office of education to request an exemption from the State Allocation Board (Board) for a building or structure or portion of a building or structure used for independent study from the definition of "school buildings." These buildings do not have to meet the Field Act requirements but must comply with local health and safety standards.

The District has certified that it has satisfied the legal requirements under EC Section 17289 for the exemption.

AUTHORITY

EC Section 17283 states: " "School building" as used in this article means and includes any building used, or designed to be used, for elementary or secondary school purposes and constructed, reconstructed, altered, or added to, by the state or any city or city and county, or by any political subdivision or by any school district of any kind within the state, or by any regional occupational center or program created by or authorized to act by an agreement under joint exercise of power, or by the United States government, or any agency thereof."

EC Section 17289 states "In order to provide alternative, community-based educational opportunities through independent study, any school district or county office of education may request an exemption from the State Allocation Board for a building or structure, or portion of a building or structure, from the definition of "school buildings" within the meaning of Section 17283. The exemptions may be granted for no longer than two years and exemptions are renewable. An exemption may only be granted if the school district or county office of education demonstrates to the satisfaction of the State Allocation Board all of the following:

- (a) The building or structure, or portion of building or structure, satisfies all of the following:
 - (1) It is not located on a regular schoolsite.
 - (2) It complies with all applicable local building standards and all relevant local health and safety standards in the community in which it is located.
 - (3) It is used for independent study.
 - (4) It serves fewer than 25 pupils enrolled in kindergarten or any of the grades 1 to 12, inclusive, at any one time in the building or structure, or in a portion of a building or structure where the remainder of the building or structure is not used for instructional purposes.
- (b) The use of the building or structure is critical to providing an effective alternative, community-based program.
- (c) The use of other buildings or structures that would meet seismic safety standards for school facilities are not practical."

STAFF ANALYSIS/STATEMENTS

The District has provided certification that it has met the criteria as stated in EC Section 17289. An exemption has been requested for two years.

RECOMMENDATION

Approve the District's request for an exemption from the definition of "school buildings" for the site listed on the Attachment from April 4, 2019 through April 3, 2021.

ATTACHMENT

EXEMPTION FOR INDEPENDENT STUDY FACILITIES

Fresno Unified School District/Fresno County
(91/62166-00-000)

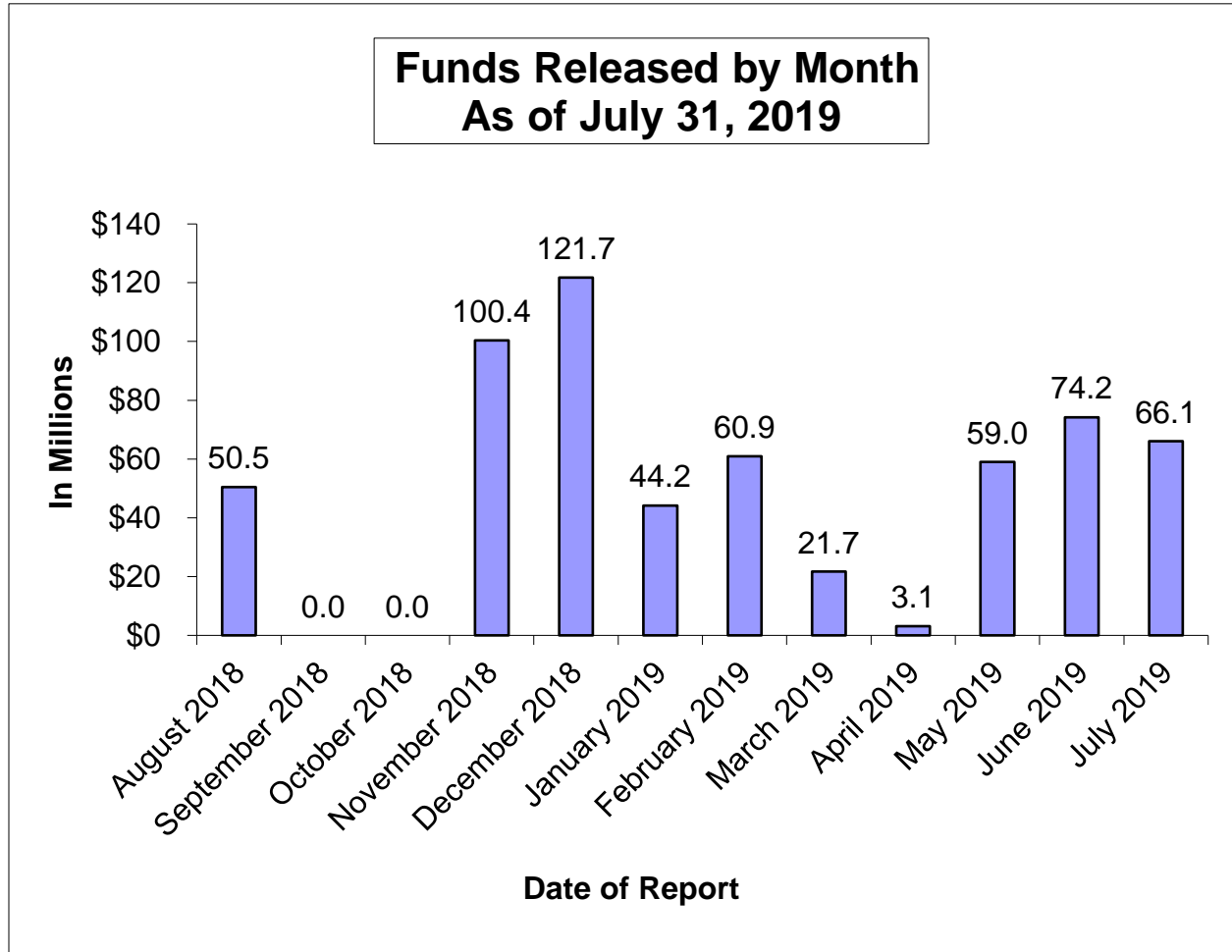
Site

1802 E. California Ave.
Fresno, CA 93706

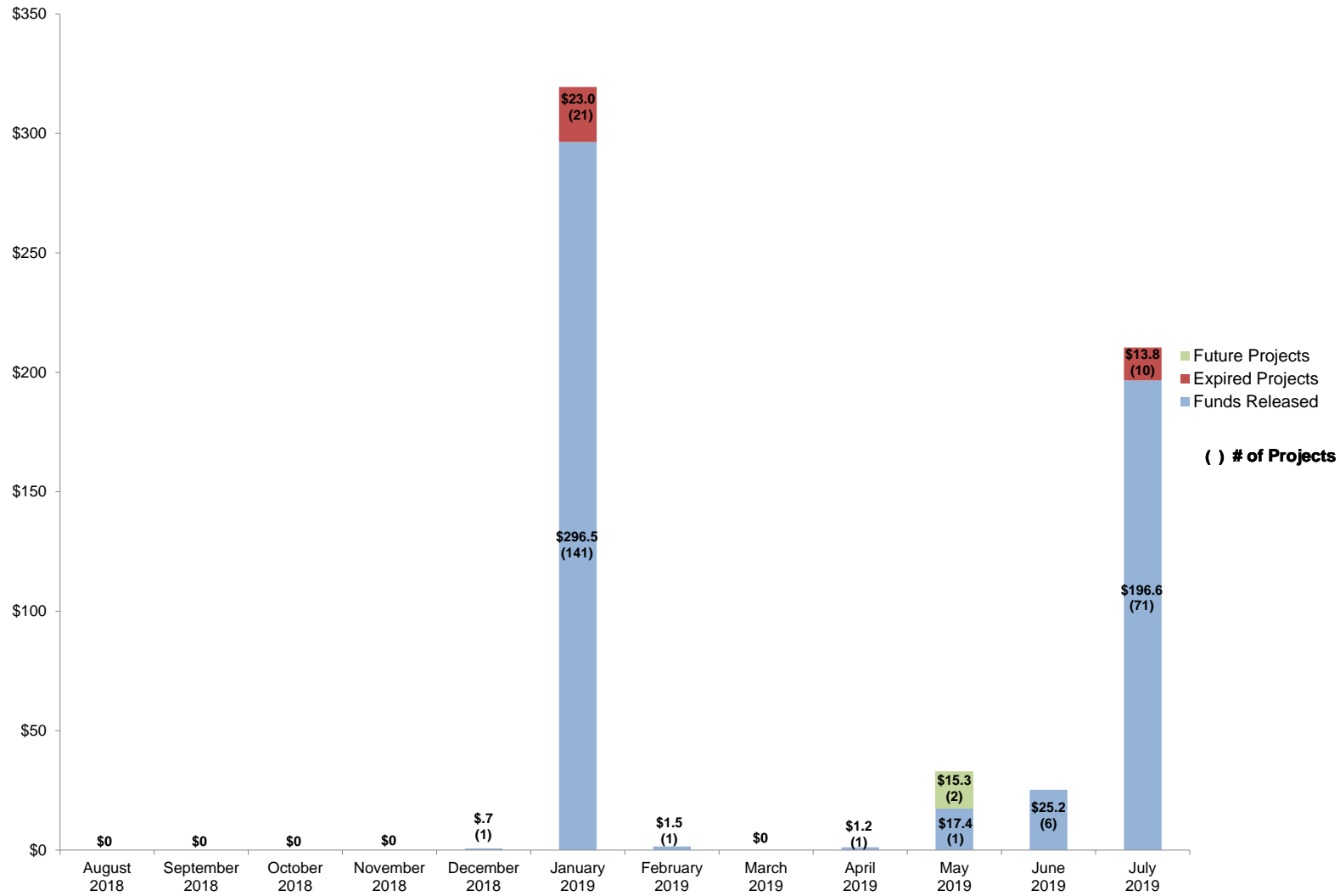
I.D. No.

10-62166-1031897

STATUS OF FUND RELEASES



**Status of School Facility Program Apportionments Set to Expire
due to Time Limit on Fund Release, as of June 26, 2019 SAB
(in millions of dollars)**



*There is 1 project (55/67355-00-003) for \$1.05 million that was apportioned at the 10/24/2018 SAB, the TLOFR date is 08/01/2019
 *There is 1 project (55/67876-00-001) for \$3.0 million that was apportioned at the 10/24/2018 SAB, the TLOFR date is 08/06/2019
 *There is 1 project (50/62596-00-001) for \$4.6 million that was apportioned at the 05/22/2019 SAB; the TLOFR date is 08/20/2019
 *There is 1 project(55/62414-00-001) for \$2.7 million that was apportioned at the 10/24/2018 SAB; the TLOFR date is 09/08/2019
 *There is 1 project (51/71662-00-001) for \$12.8 million that was apportioned at the 04/25/2018 SAB ; the TLOFR date is 09/25/2019
 *There is 1 project (55/63891-00-001) for \$2.9 million that was apportioned at the 10/24/2018 SAB; the TLOFR date is 10/01/2019
 *There is 1 project (51/75028-00-001) for \$10.3 million that was apportioned at the 05/23/2018 SAB; the TLOFR date is 10/23/2019
 *There are 34 projects for \$64 million that were apportioned at the 10/24/2018 SAB; the TLOFR date is 10/24/2019
 *There is 1 project (51/63610-00-002) for \$2.4 million that was apportioned at the 08/15/2018 SAB; The TLOFR date is 02/15/2020
 *There are 8 projects for \$12.3 million that was apportioned at the 04/24/2019 SAB; the TLOFR date is 04/24/2020
 *There are 2 projects (51/75028-00-001 and 51/75028-00-002) for \$19.2 million that were apportioned at the 1/23/2019 SAB; The TLOFR date is 07/23/2020
 * There is 1 project (51/75028-00-002) for \$5 million that was apportioned at the 02/27/2019 SAB, The TLOFR date is 08/27/2020
 *There is 1 project (57/61531-00-003) for \$5.3 million that was apportioned 04/24/2019 SAB, the TLOFR date is 10/24/2020
 These projects will be added to the TLOFR chart at a later date

SCHOOL FACILITY PROGRAM
Available Funds (in Millions) As of August 28, 2019

Program	Original Bond Allocation	Remaining Bond Authority as of June 26, 2019	Estimated Approvals for August 28, 2019	Special Items/PIF	Administrative Costs Adjustments ^G	Remaining Bond Authority as of August 28, 2019 (excludes Unfunded Approvals)	Accumulated Unfunded Approvals as of June 26, 2019	Estimated Unfunded Approvals for August 28, 2019	Special Items/PIF	Remaining Bond Authority as of August 28, 2019 (includes Unfunded Approvals)
Prop. 51 - \$7 Billion - November 2016										
New Construction	\$3,000.0	\$2,471.1			-\$18.9	\$2,452.2	-\$599.7	-\$170.0		\$1,682.5
Modernization	3,000.0	2,556.6			-18.9	2,537.7	-173.7	-104.9		2,259.1
Career Technical Education	500.0	377.1			-3.1	374.0	-124	-1.1		248.9
Charter School	500.0	423.7			-3.1	420.6	-417.6			3.0
SUBTOTAL	\$7,000.0	\$5,828.5	\$0.0	\$0.0	-\$44.0	\$5,784.5^A	-\$1,315.0	-\$276.0	\$0.0	\$4,193.5
Prop. 1D - \$7.3 Billion - November 2006										
New Construction	\$1,900.0	\$3.4				\$3.4	-\$1.8			\$1.6
Seismic Repair		2.9				2.9	-0.2			2.7
Modernization	3,300.0	6.4	\$0.1		\$0.7	7.2	-6.0			1.2 ^F
Career Technical Education	500.0	12.2				12.2				12.2
High Performance Schools	100.0	0.4			0.3	0.7				0.7
Overcrowding Relief	1,000.0	9.0				9.0				9.0 ^F
Charter School	500.0	172.5			0.1	172.6	-163.4			9.2
Joint Use	57.5 ^B	0.0				0.0				0.0
SUBTOTAL	\$7,357.5	\$206.8	\$0.1	\$0.0	\$1.1	\$208.0^A	-\$171.4	\$0.0	\$0.0	\$36.6
Prop. 55 - \$10 Billion - March 2004										
New Construction	\$4,965.8 ^C	\$1.1 ^D			\$0.2	\$1.3	-\$0.1			\$1.2
Modernization	2,250.0	0.7			0.3	1.0	-0.5	-\$0.2		0.3
Critically Overcrowded Schools	2,440.0	0.0				0.0				0.0
Charter School	300.0	26.6			0.0	26.6	-25.5			1.1 ^F
Joint Use	66.7 ^E	0.0				0.0				0.0
SUBTOTAL	\$10,022.5	\$28.4	\$0.0	\$0.0	\$0.5	\$28.9^A	-\$26.1	-\$0.2	\$0.0	\$2.6
TOTAL PAGE 1	\$24,380.0	\$6,063.7	\$0.1	\$0.0	-\$42.4	\$6,021.4	-\$1,512.5	-\$276.2	\$0.0	\$4,232.7

A Balance of bonding authority excludes unfunded approvals.

B The original bond allocation of \$29 million augmented by \$21 million from Prior Bond Funds to Joint Use at the 06/27/07 SAB meeting and \$7.5 million at the 7/23/08 SAB meeting pursuant to Assembly Bill 127, Chapter 35, Statutes of 2006 (Perata/Nunez).

C The original bond allocation of \$4,960,000,000 augmented by \$5,831,911 from Prior Bonds at the 10/6/2010 SAB meeting.

D It includes the transfer of Critically Overcrowded School Facilities Program Funds to New Construction (transfers in Prop. 55 includes: \$268.8 million approved at the 1/25/2006 SAB meeting, \$318.3 million approved at the 9/23/2009 SAB meeting, \$225 million approved at the 8/4/2010 SAB meeting, \$211.7 million approved at the 12/15/2010 SAB meeting, \$145 million at the 4/25/2012 SAB meeting, \$30.4 million after the 3/20/2013 SAB meeting, and \$32,297 after the 3/26/2014 SAB meeting per SFP Regulation Sections 1859.154 (c)).

E Original bond allocation of \$50,000,000 augmented by \$15,547,233 from the State School Building Aid Fund at the 2/28/2007 SAB meeting and by \$1,232,224 from Prior Bonds at the 10/6/2010 SAB meeting.

F Total authority is not available at this time. There are outstanding accounts receivables of \$95,008 for Modernization, \$2,715,748 for ORG in Proposition 1D; \$955,898 for Charter in Proposition 55.

G Per "Administrative Costs" item presented at the 6/26/2019 SAB, Prop 51 reservation of bond authority has been approved in the amount of \$39.7 million for FY 20/21-FY 22/23 administrative costs plus \$4.3 million for FY 19/20 administrative costs shortfall.

FY 16/17 reverted administrative costs returned to bond authority. Prop 1D returned \$711,060.55 for Modernization, \$343,800.76 for High Performance, and \$127,056.13 for Charter. Prop 55 returned \$209,015.38 for New Construction, \$278,736.10 for Modernization, and \$11,742.43 for Charter.

SCHOOL FACILITY PROGRAM

Available Funds (in Millions) As of August 28, 2019

Program	Original Bond Allocation	Remaining Bond Authority as of June 26, 2019	Estimated Approvals for August 28, 2019	Special Items/PIF	Administrative Costs Adjustments ^B	Remaining Bond Authority as of August 28, 2019 (excludes Unfunded Approvals)	Accumulated Unfunded Approvals as of June 26, 2019	Estimated Unfunded Approvals for August 28, 2019	Special Items/PIF	Remaining Bond Authority as of August 28, 2019 (includes Unfunded Approvals)
Prop. 47 - \$11.4 Billion - November 2002										
New Construction	\$6,250.0	\$0.4			\$0.0	\$0.4				\$0.4
Modernization	3,300.0	0.2			0.0	0.2	-\$0.1	-\$0.1		0.0
Critically Overcrowded Schools	1,700.0	0.0				0.0				0.0
Charter School	100.0	7.1				7.1	-4.7			2.4
Joint Use	50.0	0.0				0.0				0.0
SUBTOTAL	\$11,400.0	\$7.7	\$0.0	\$0.0	\$0.0	\$7.7^A	-\$4.8	-\$0.1	\$0.0	\$2.8
Prop. 1A - \$6.7 Billion - November 1998										
New Construction	\$2,900.0	\$0.7				\$0.7		-\$0.7		\$0.0
Modernization	2,100.0	0.0				0.0				0.0
Hardship	1,000.0	1.0				1.0	-\$0.4	-\$0.6		0.0
Class Size Reduction	700.0	0.0				0.0				0.0
SUBTOTAL	\$6,700.0	\$1.7	\$0.0	\$0.0	\$0.0	\$1.7^A	-\$0.4	-\$1.3	\$0.0	\$0.0
TOTAL PAGE 2	\$18,100.0	\$9.4	\$0.0	\$0.0	\$0.0	\$9.4	-\$5.2	-\$1.4	\$0.0	\$2.8
TOTAL FROM PAGE 1	\$24,380.0	\$6,063.7	\$0.1	\$0.0	-\$42.4	\$6,021.4	-\$1,512.5	-\$276.2	\$0.0	\$4,232.7
GRAND TOTAL	\$42,480.0	\$6,073.1	\$0.1	\$0.0	-\$42.4	\$6,030.8	-\$1,517.7	-\$277.6	\$0.0	\$4,235.5

Full-Day Kindergarten Facilities Grant Program (FDKFGP)

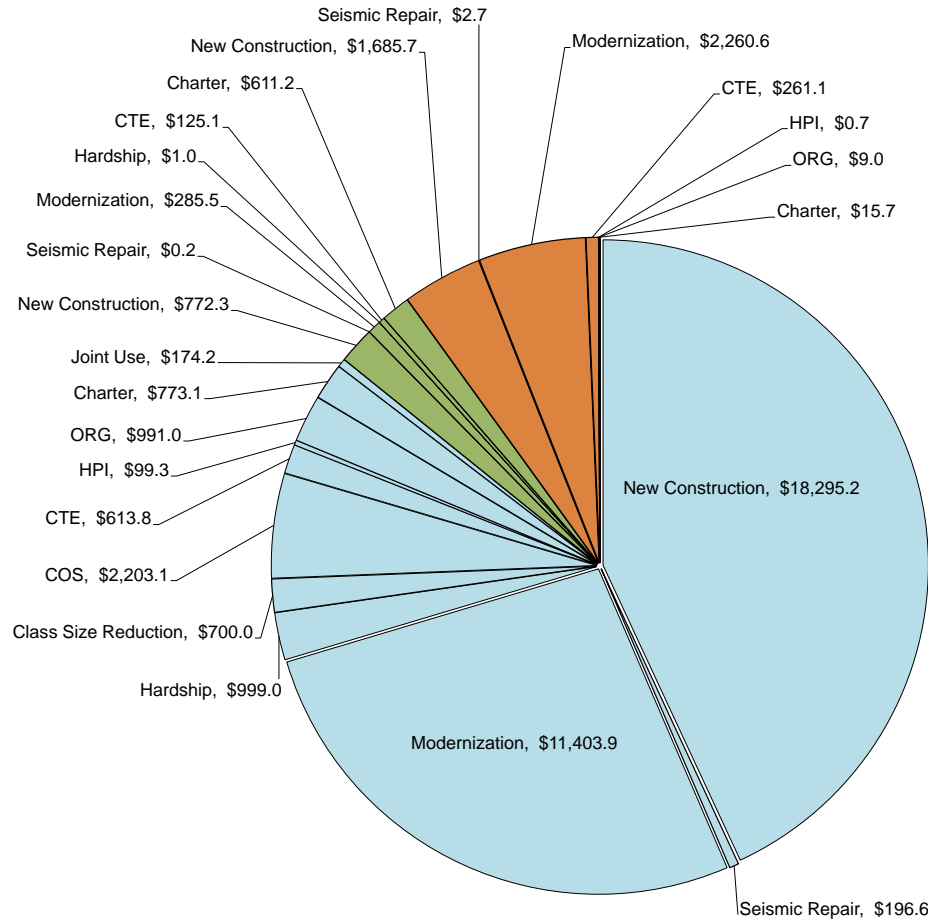
Program	Appropriation	Remaining Authority as of June 26, 2019	SAB Approvals as of June 26, 2019	Miscellaneous Adjustments for August 28, 2019	Remaining Authority as of August 28, 2019
Chapter 32, Statutes of 2018 (AB 1808)					
Full-Day Kindergarten (FY 18/19)	\$100.0	\$60.0			\$60.0
Chapter 51, Statutes of 2019 (SB 75)					
Full-Day Kindergarten (FY 19/20)	\$300.0	\$0.0		\$300.0 ^C	\$300.0
TOTAL	\$400.0	\$60.0	\$0.0	\$300.0	\$360.0

A Balance of bonding authority excludes unfunded approvals.

B FY 16/17 reverted administrative costs returned to bond authority. Prop 47 returned \$4.22 for New Construction and \$17,995.66 for Modernization.

C Per FY 19/20 Governor's Budget, an increase of \$300 million one-time General Fund to construct new or retrofit existing facilities to support full-day kindergarten programs.

Proposition 51, 1D, 55, 47, and 1A Bond Authority - \$42.480 billion (in millions of dollars)



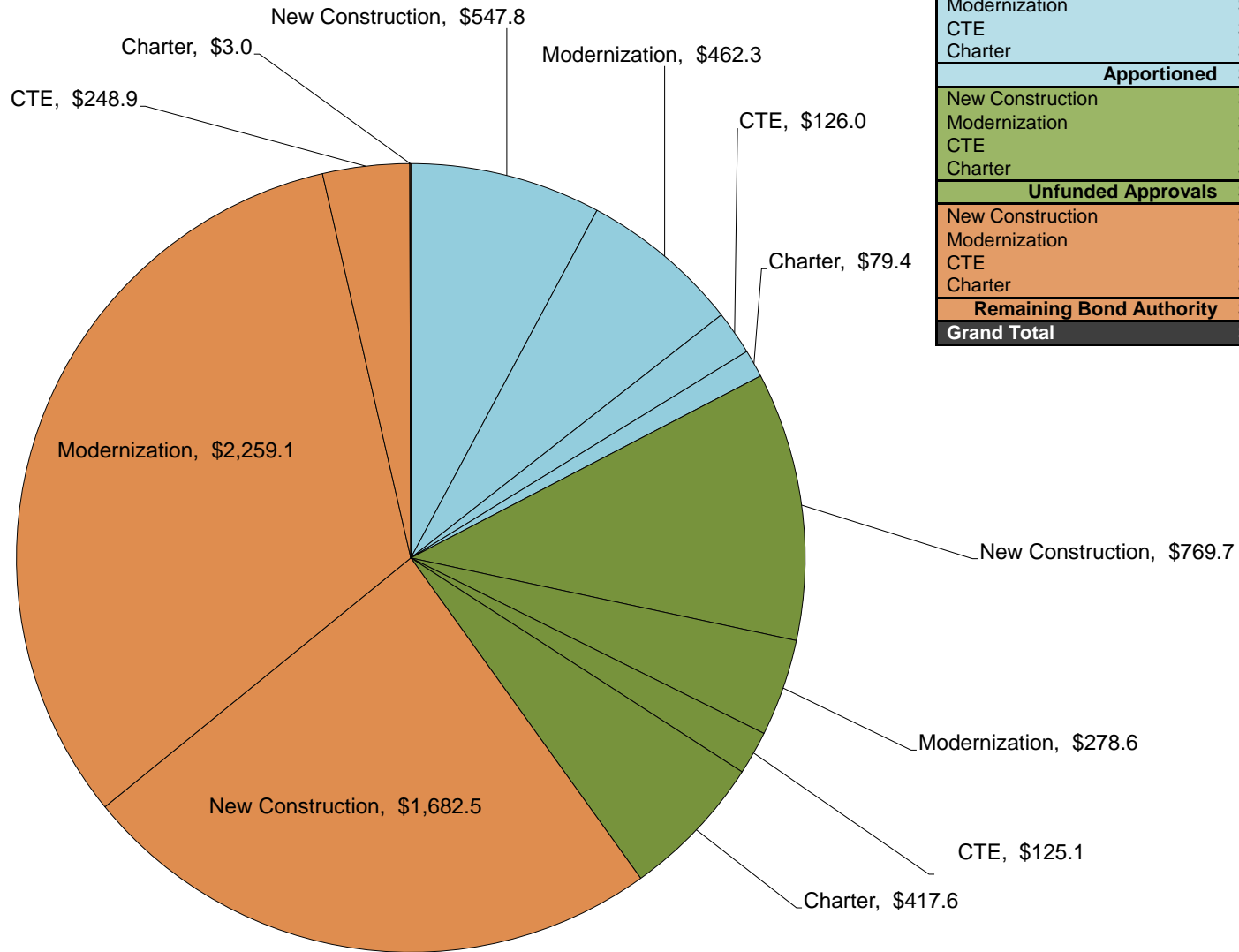
Proposition 51, 1D, 55, 47, and 1A Totals		
New Construction*	\$ 18,295.2	
Seismic Repair	\$ 196.6	
Modernization	\$ 11,403.9	
Hardship	\$ 999.0	
Class Size Reduction	\$ 700.0	
COS	\$ 2,203.1	
CTE	\$ 613.8	
HPI	\$ 99.3	
ORG	\$ 991.0	
Charter	\$ 773.1	
Joint Use	\$ 174.2	
Apportioned	\$ 36,449.2	85.8%
New Construction	\$ 772.3	
Seismic Repair	\$ 0.2	
Modernization	\$ 285.5	
Hardship	\$ 1.0	
Class Size Reduction	\$ -	
COS	\$ -	
CTE	\$ 125.1	
HPI	\$ -	
ORG	\$ -	
Charter	\$ 611.2	
Joint Use	\$ -	
Unfunded Approvals	\$ 1,795.3	4.2%
New Construction	\$ 1,685.7	
Seismic Repair	\$ 2.7	
Modernization	\$ 2,260.6	
Hardship	\$ -	
Class Size Reduction	\$ -	
COS	\$ -	
CTE	\$ 261.1	
HPI	\$ 0.7	
ORG	\$ 9.0	
Charter	\$ 15.7	
Joint Use	\$ -	
Remaining Bond Authority	\$ 4,235.5	10.0%
Grand Total	\$ 42,480	100.0%

*Includes Energy Efficiency, Small High Schools, Seismic Repair, and the transfer of Critically Overcrowded School Facilities Program Funds to New Construction (\$700 million and \$68.1 million from Prop. 47; \$268.8 million, \$318.3 million, \$225 million, \$211.7 million, \$145 million, and \$30.4 million from Prop. 55). Also, Prop 55 includes \$5.8 million from the Lease Purchase Program on October 6, 2010.

Proposition 51

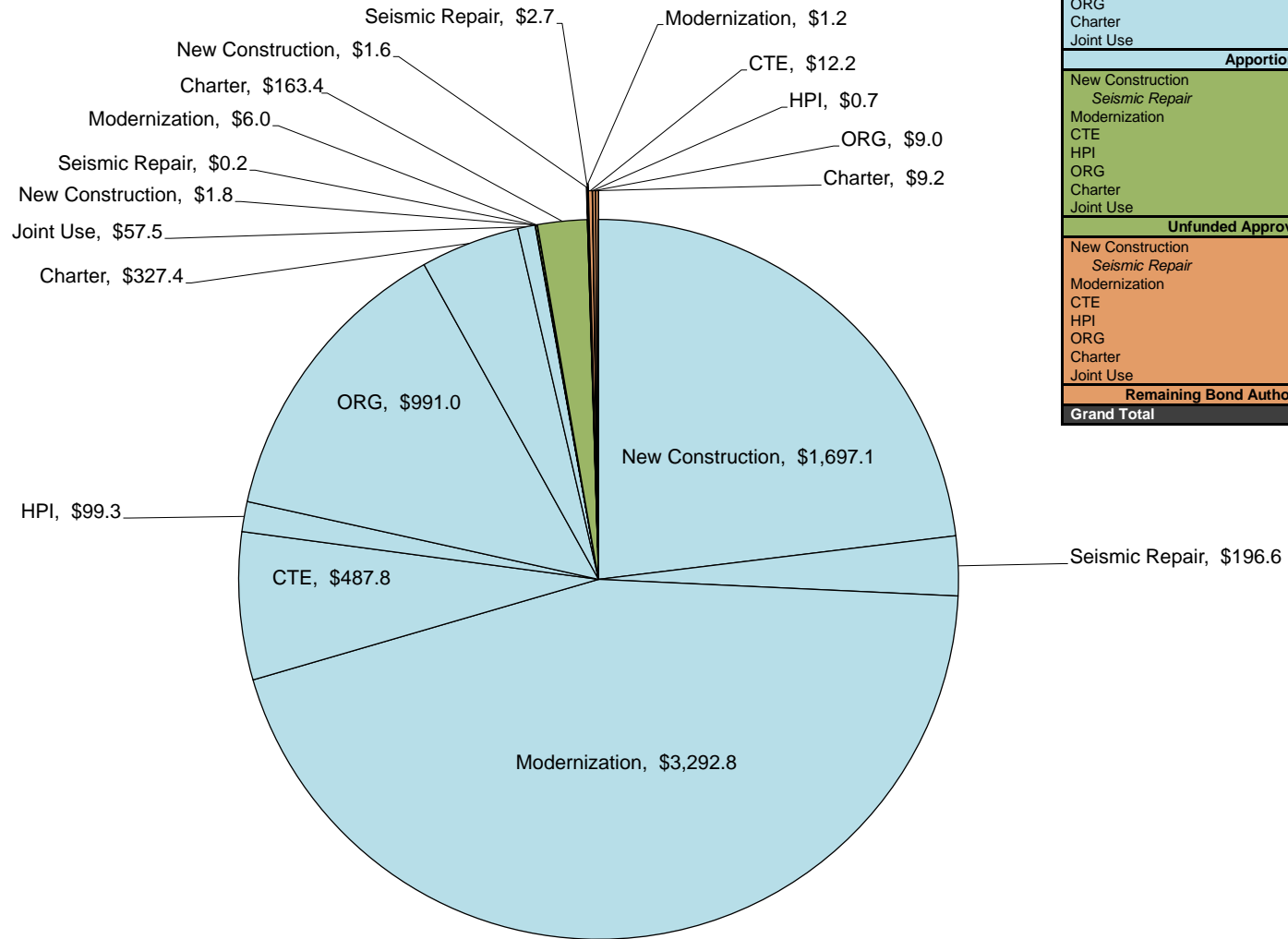
Bond Authority - \$7.000 billion

(in millions of dollars)



Proposition 51 Totals		
New Construction	\$	547.8
Modernization	\$	462.3
CTE	\$	126.0
Charter	\$	79.4
Apportioned	\$	1,215.5
17.4%		
New Construction	\$	769.7
Modernization	\$	278.6
CTE	\$	125.1
Charter	\$	417.6
Unfunded Approvals	\$	1,591.0
22.7%		
New Construction	\$	1,682.5
Modernization	\$	2,259.1
CTE	\$	248.9
Charter	\$	3.0
Remaining Bond Authority	\$	4,193.5
59.9%		
Grand Total	\$	7,000
100.0%		

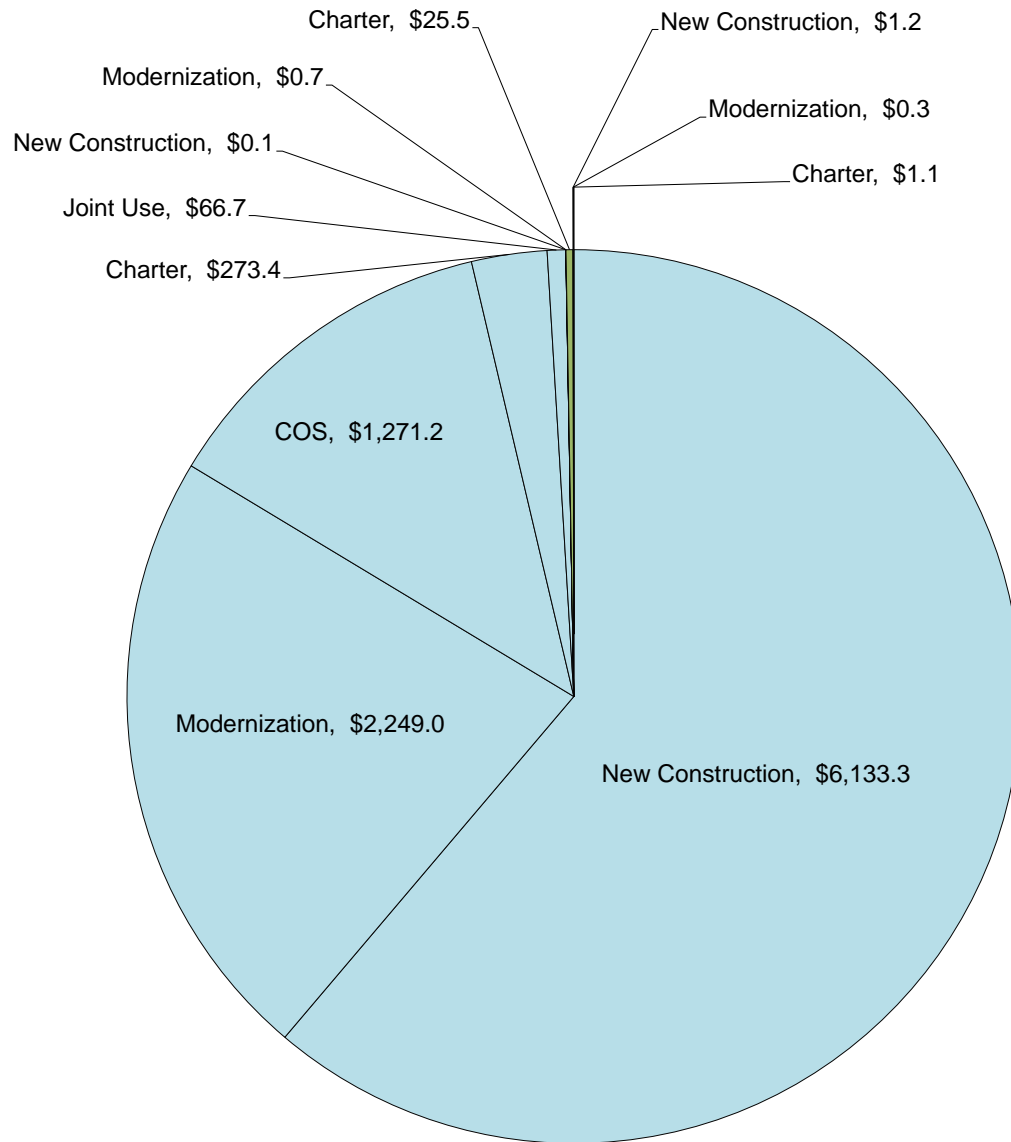
Proposition 1D Bond Authority - \$7.358 billion (in millions of dollars)



Proposition 1D Totals		
New Construction	\$	1,697.1
<i>Seismic Repair</i>	\$	196.6
Modernization	\$	3,292.8
CTE	\$	487.8
HPI	\$	99.3
ORG	\$	991.0
Charter	\$	327.4
Joint Use	\$	57.5
Apportioned	\$	7,149.5
		97.2%
New Construction	\$	1.8
<i>Seismic Repair</i>	\$	0.2
Modernization	\$	6.0
CTE	\$	-
HPI	\$	-
ORG	\$	-
Charter	\$	163.4
Joint Use	\$	-
Unfunded Approvals	\$	171.4
		2.3%
New Construction	\$	1.6
<i>Seismic Repair</i>	\$	2.7
Modernization	\$	1.2
CTE	\$	12.2
HPI	\$	0.7
ORG	\$	9.0
Charter	\$	9.2
Joint Use	\$	-
Remaining Bond Authority	\$	36.6
		0.5%
Grand Total	\$	7,358
		100.0%

Proposition 55 Bond Authority - \$10.023 billion

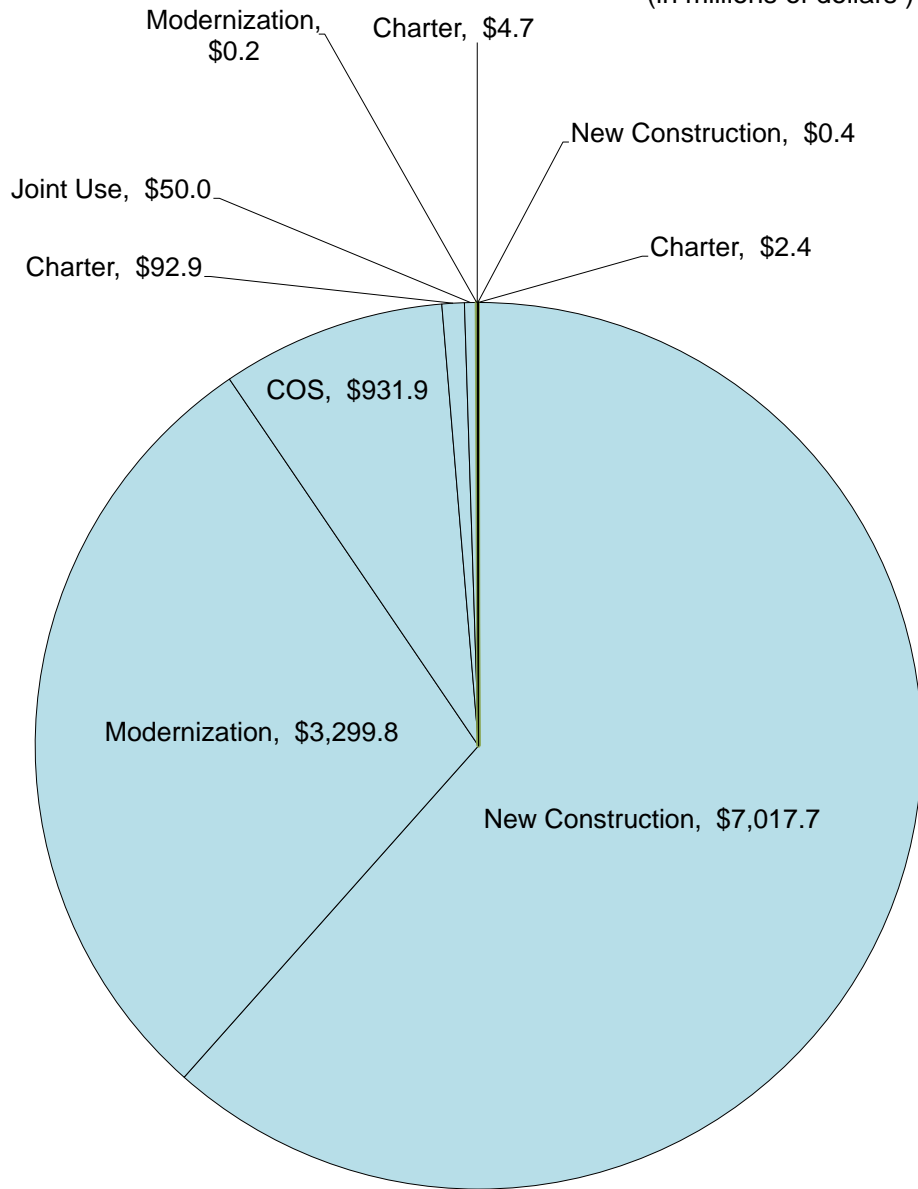
(in millions of dollars)



Proposition 55 Totals		
New Construction	\$ 6,133.3	
Modernization	\$ 2,249.0	
COS	\$ 1,271.2	
Charter	\$ 273.4	
Joint Use	\$ 66.7	
Apportioned	\$ 9,993.6	99.7%
New Construction	\$ 0.1	
Modernization	\$ 0.7	
COS	\$ -	
Charter	\$ 25.5	
Joint Use	\$ -	
Unfunded Approvals	\$ 26.3	0.3%
New Construction	\$ 1.2	
Modernization	\$ 0.3	
COS	\$ -	
Charter	\$ 1.1	
Joint Use	\$ -	
Remaining Bond Authority	\$ 2.6	0.0%
Grand Total	\$ 10,023	100.0%

Proposition 47 Bond Authority - \$11.400 billion

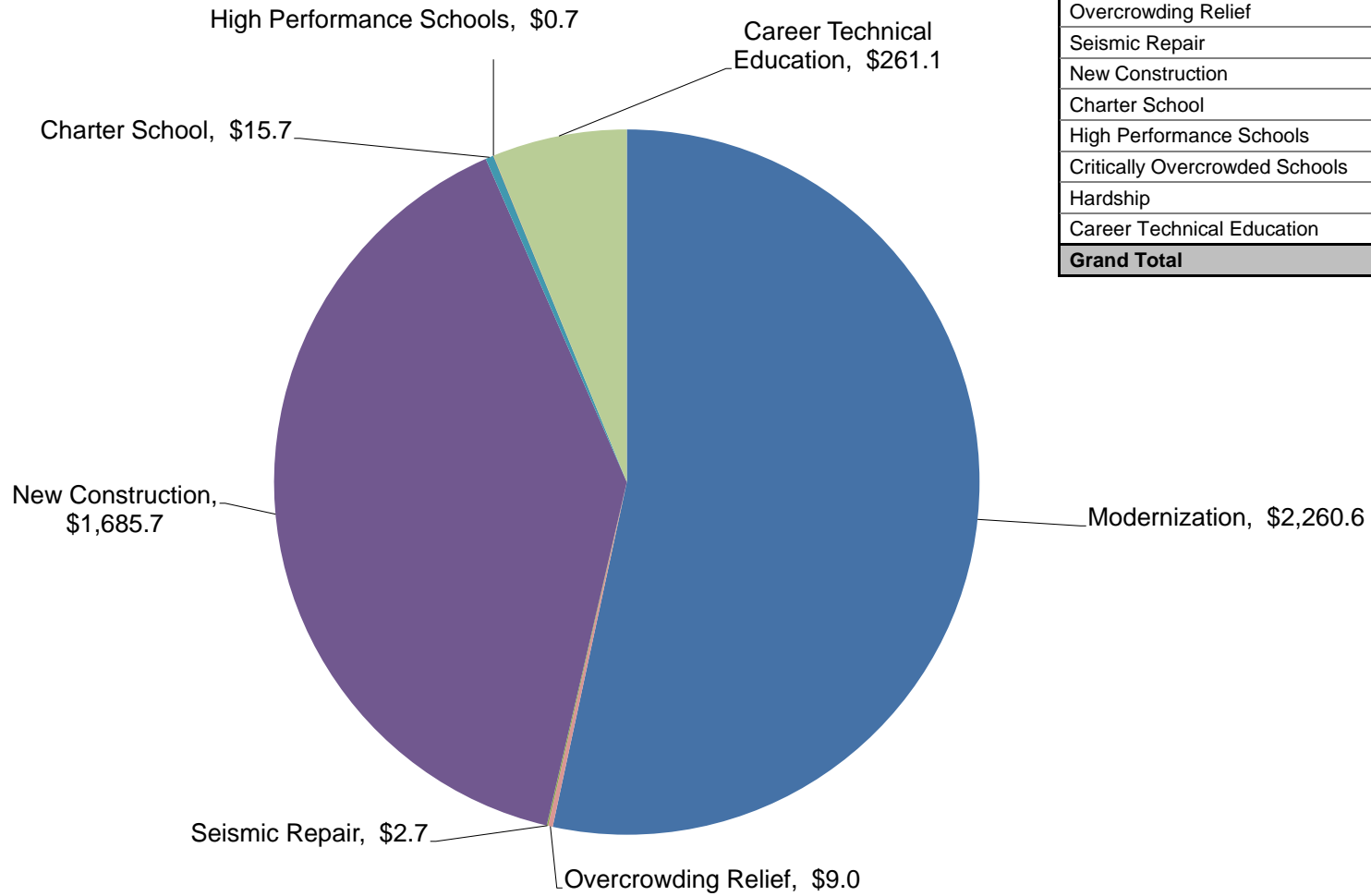
(in millions of dollars)



Proposition 47 Totals		
New Construction	\$ 7,017.7	
Modernization	\$ 3,299.8	
COS	\$ 931.9	
Charter	\$ 92.9	
Joint Use	\$ 50.0	
Apportioned	\$ 11,392.3	99.9%
New Construction	\$ -	
Modernization	\$ 0.2	
COS	\$ -	
Charter	\$ 4.7	
Joint Use	\$ -	
Unfunded Approvals	\$ 4.9	0.0%
New Construction	\$ 0.4	
Modernization	\$ -	
COS	\$ -	
Charter	\$ 2.4	
Joint Use	\$ -	
Remaining Bond Authority	\$ 2.8	0.0%
Grand Total	\$ 11,400	100.0%

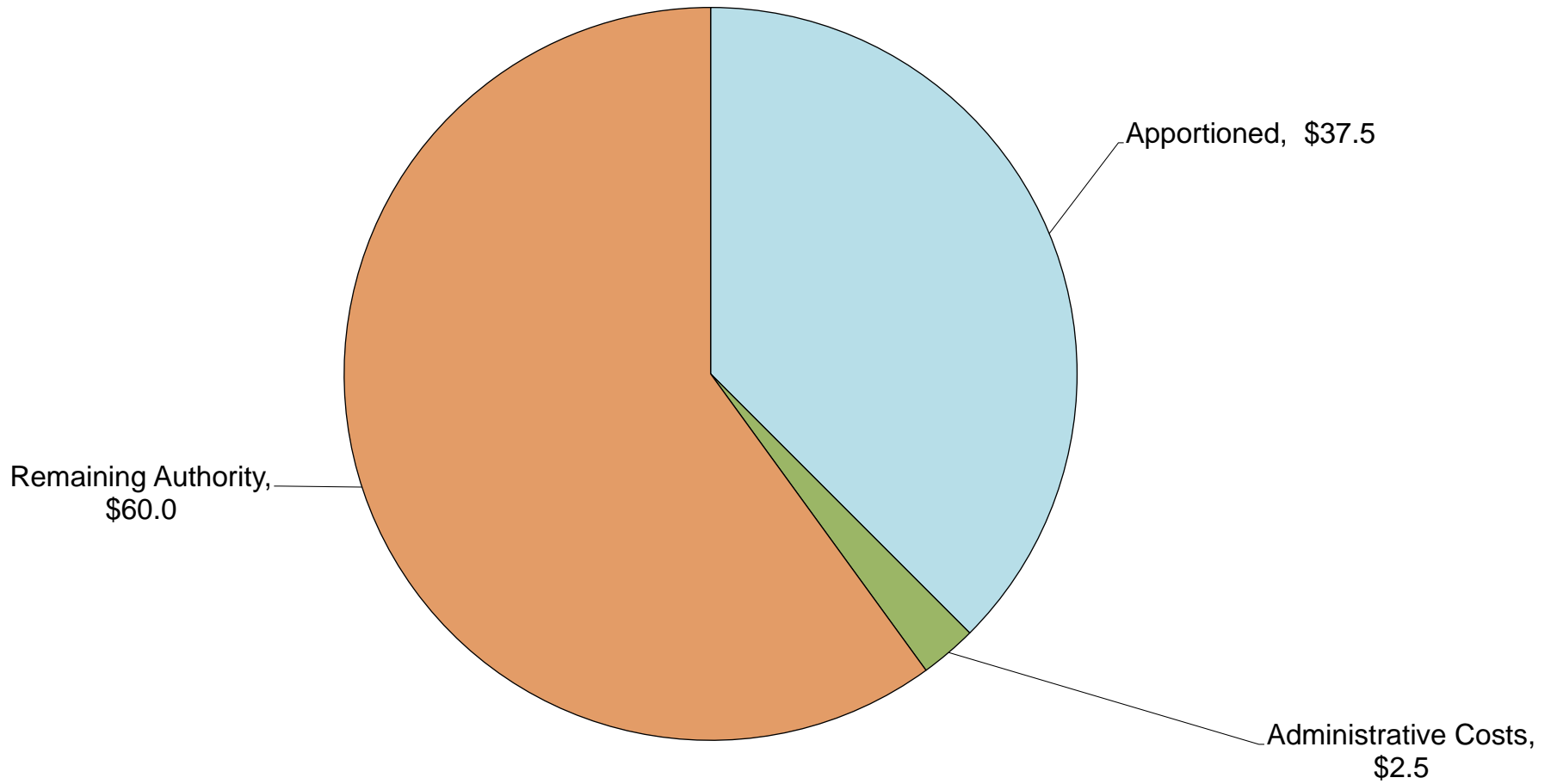
Remaining Bond Authority - \$4,235.5 million

(by program, in millions)
As of August 28, 2019 SAB



Remaining Bond Authority (in millions)	
Modernization	\$ 2,260.6
Overcrowding Relief	\$ 9.0
Seismic Repair	\$ 2.7
New Construction	\$ 1,685.7
Charter School	\$ 15.7
High Performance Schools	\$ 0.7
Critically Overcrowded Schools	\$ -
Hardship	\$ -
Career Technical Education	\$ 261.1
Grand Total	\$ 4,235.5

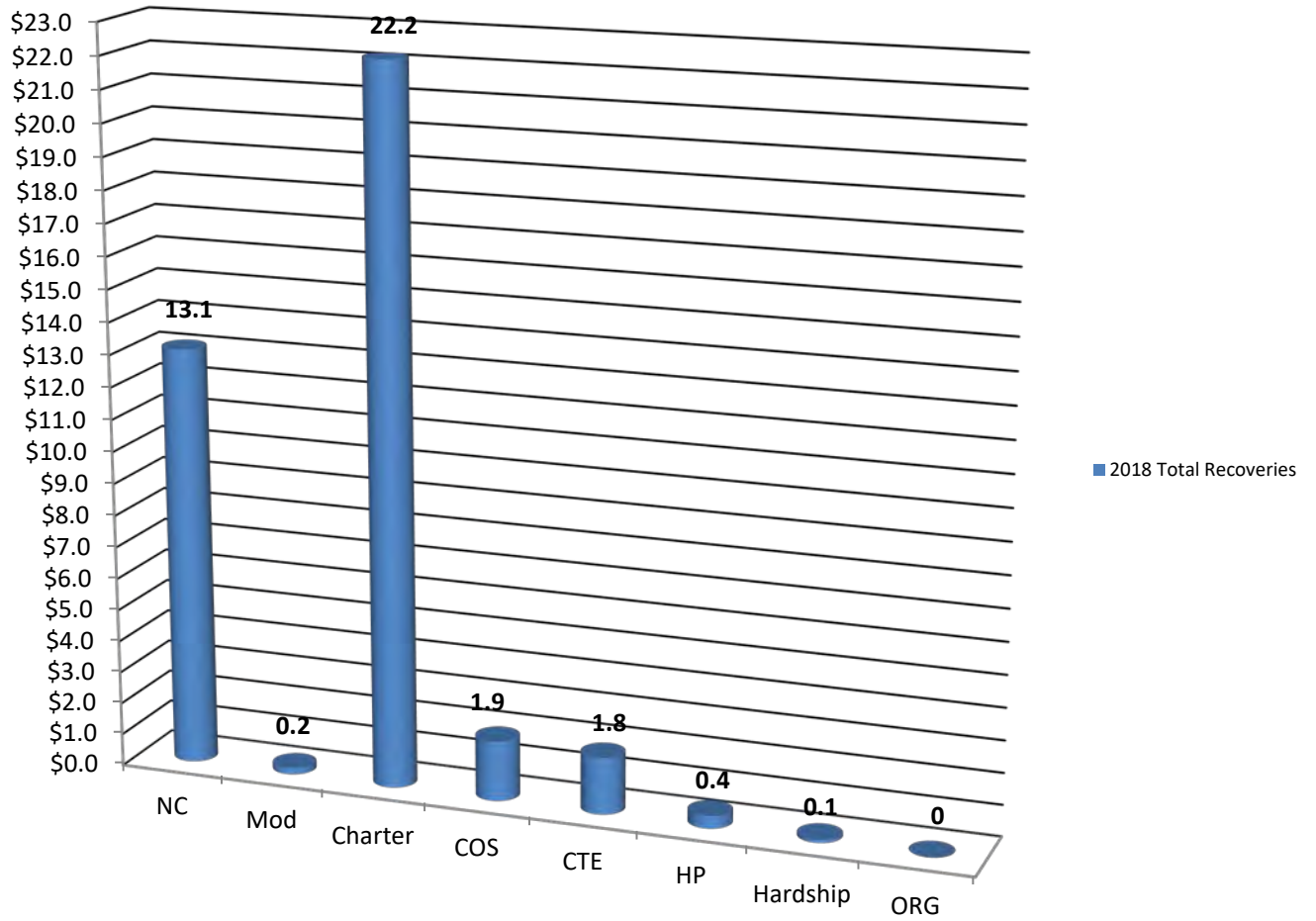
Full-Day Kindergarten Facilities Grant Program (FDKFGP)
FY 2018/2019
Authority - \$100 million



Full-Day Kindergarten Facilities Grant Program (FDKFGP)
FY 2019/2020
Authority - \$300 million



Fund Recoveries* – 2018
(Totals represented in millions of dollars)

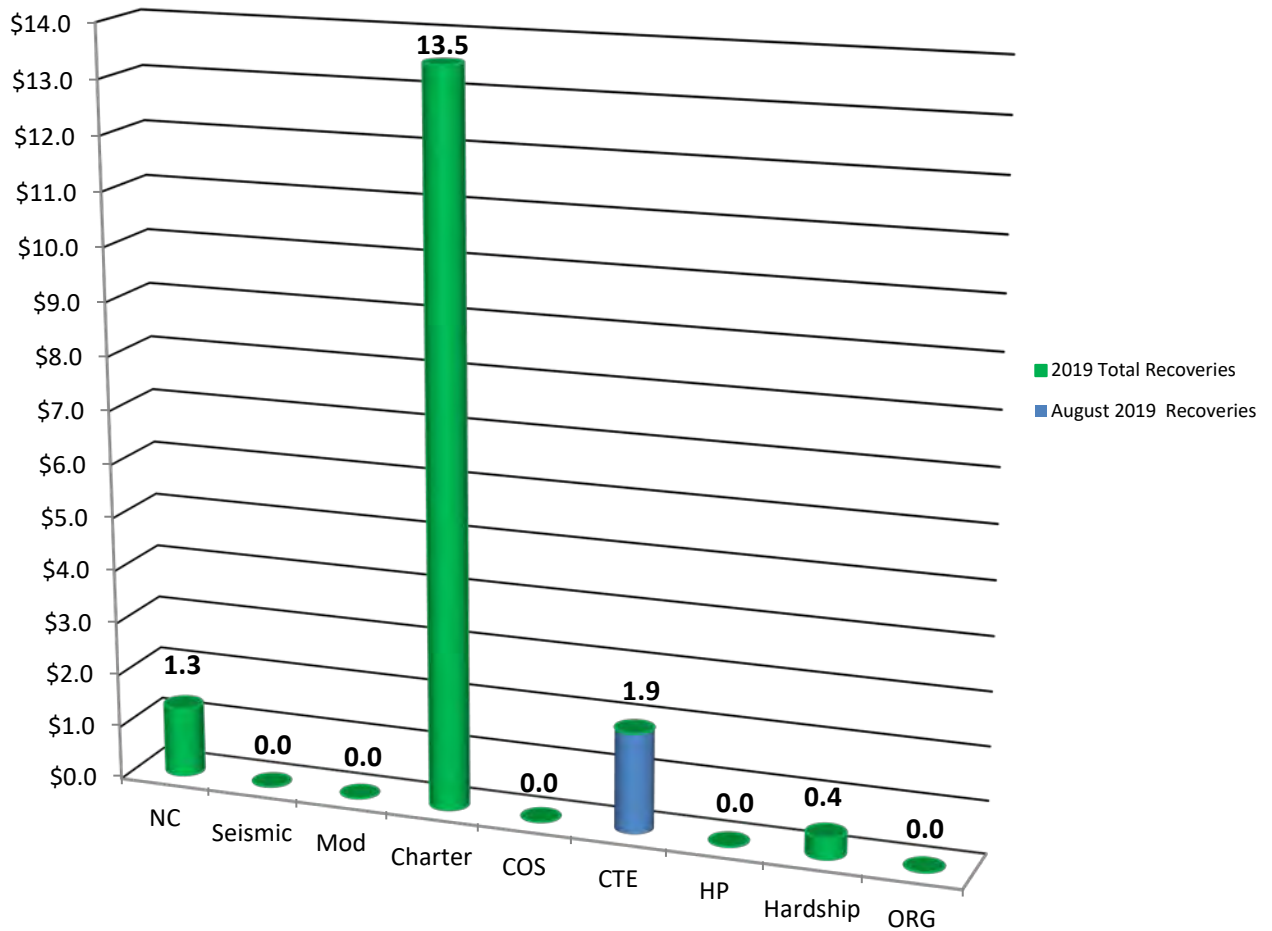


	2018 Totals**
NC	\$13,146,376
Modernization	\$233,753
Charter	\$22,247,096
COS	\$1,926,175
CTE	\$1,826,773
HP	\$358,288
Hardship	\$132,284
ORG	\$0
Total	\$39,870,746

*Includes bond proceeds returned (authority may not be available) to the program through reductions to cost incurred, close-outs, loan repayments, rescissions and special education local plan area transfers.

** 2018 Totals does not reflect any reallocation of authority. For current availability of bond authority, see Status of Funds.

Fund Recoveries* – as of June 26, 2019 SAB
(Totals represented in millions of dollars)



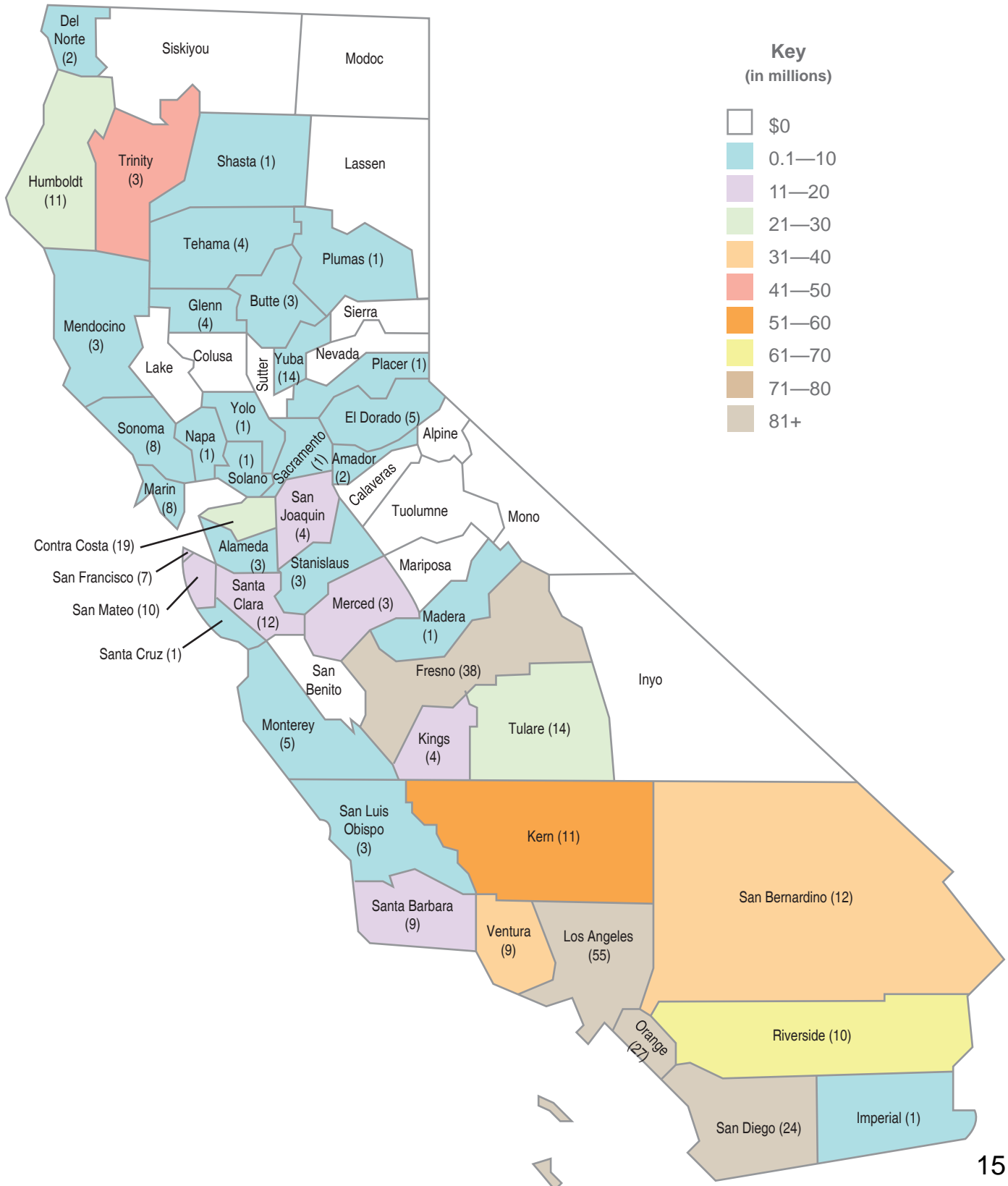
June 2019	1A	47	55	1D	51	May Totals	2019 Totals**
NC	\$0	\$0	\$0	\$0	\$0	\$0	\$1,311,745
Seismic	\$0	\$0	\$0	\$0	\$0	\$0	\$0
Modernization	\$0	\$0	\$0	\$0	\$0	\$0	\$1,525
Charter	\$0	\$0	\$0	\$0	\$0	\$0	\$13,490,769
COS	\$0	\$0	\$0	\$0	\$0	\$0	\$0
CTE	\$0	\$0	\$0	\$1,874,054	\$0	\$1,874,054	\$1,896,615
HP	\$0	\$0	\$0	\$0	\$0	\$0	\$0
Hardship	\$0	\$0	\$0	\$0	\$0	\$0	\$368,398
ORG	\$0	\$0	\$0	\$0	\$0	\$0	\$0
Total						\$1,874,054	\$17,069,052

*Includes bond proceeds returned (authority may not be available) to the program through reductions to cost incurred, close-outs, loan repayments, rescissions and special education local plan area transfers.

** 2019 Totals does not reflect any reallocation of authority. For current availability of bond authority, see Status of Funds.

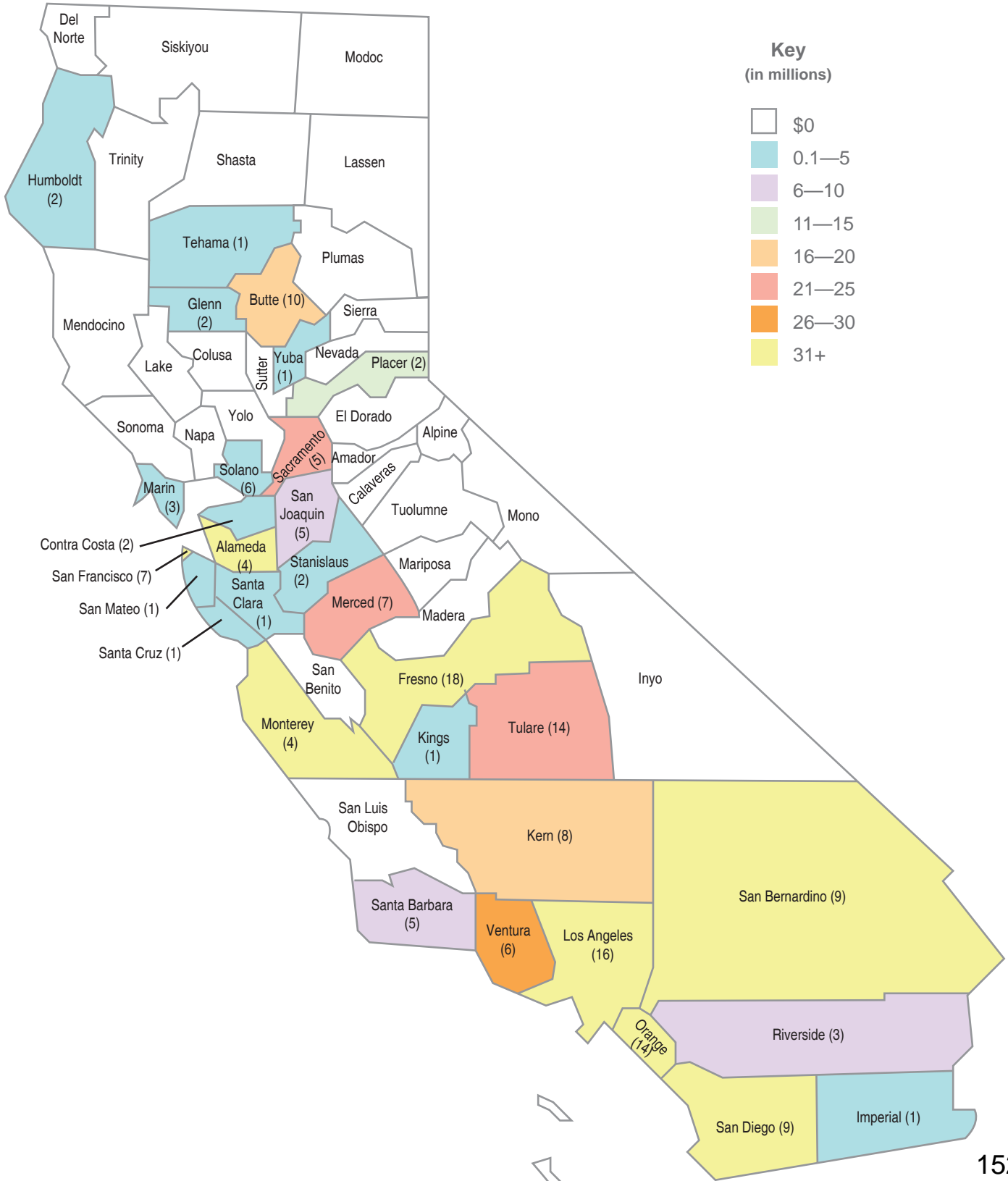
School Facility Program Proposition 51 Apportionments by County

The graphic below displays the amount Apportioned (\$958.1 million) for 359 School Facility Program projects from 156 school districts as of July 31, 2019. The data includes only bond authority provided by Proposition 51 approved by voters in November 2016.



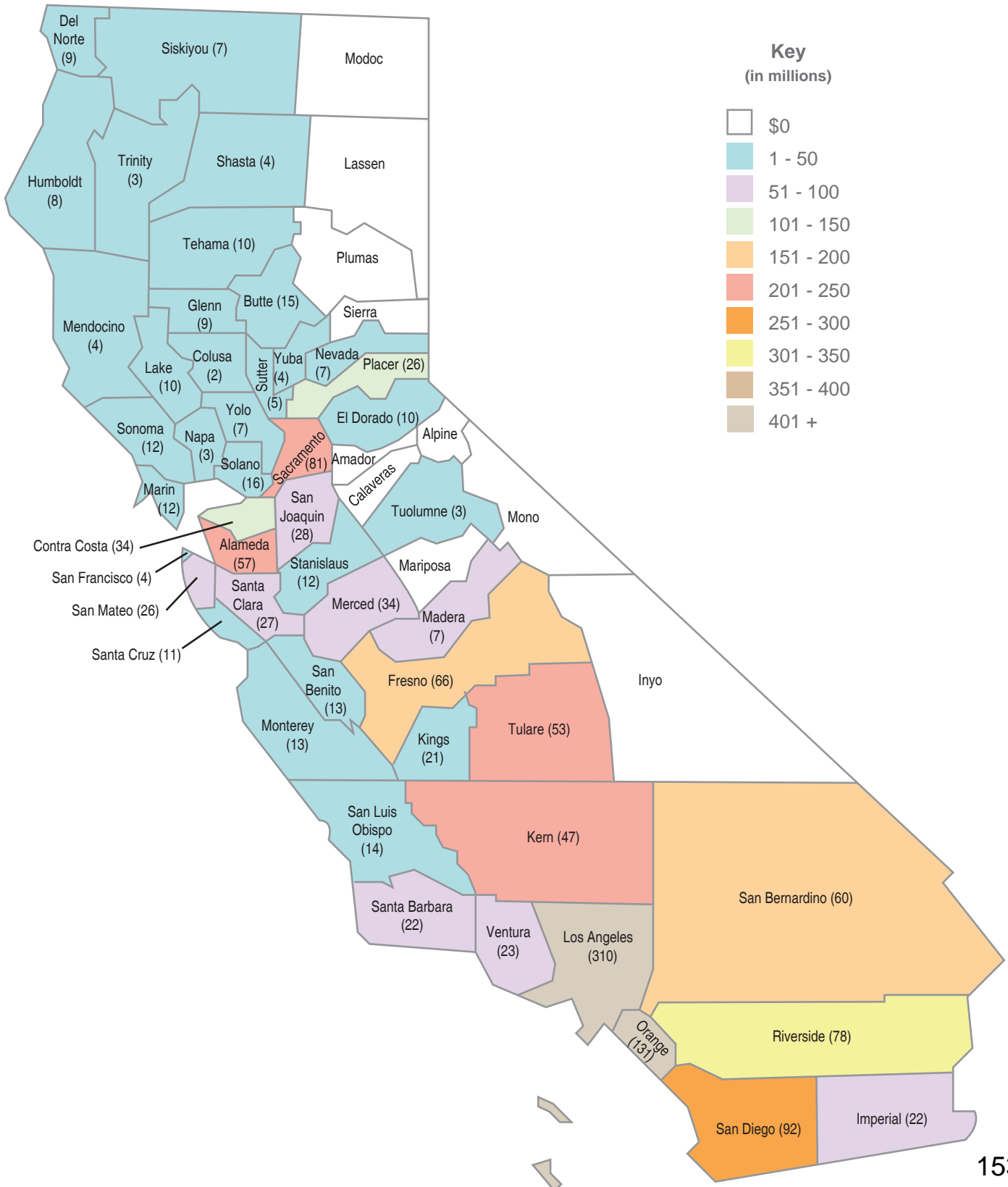
School Facility Program Proposition 51 Unfunded Approvals by County

The graphic below displays the amount of Unfunded Approvals (\$777.5 million) for 169 School Facility Program projects from 94 school districts as of July 31, 2019. The data includes only bond authority provided by Proposition 51 approved by voters in November 2016.



School Facility Program Proposition 51 Current Workload by County

The graphic below displays the Office of Public School Construction's Workload List for New Construction and Modernization (\$4,410.0 million) for 1,472 School Facility Program projects from 349 school districts as of July 31, 2019. The projects are anticipated to be allocated from bond authority provided by Proposition 51 approved by voters in November 2016.



Proposition 51 Distribution

As of 7/31/2019

County	Apportioned		Unfunded		Workload List	
	Project Count	Dollar Amount	Project Count	Dollar Amount	Project Count	Dollar Amount
Alameda	3	\$3,858,136.00	4	\$36,570,368.00	57	\$201,103,214.00
Alpine	0	\$0.00	0	\$0.00	0	\$0.00
Amador	2	\$5,892,241.00	0	\$0.00	0	\$0.00
Butte	3	\$8,964,544.00	10	\$19,029,637.00	15	\$20,927,533.76
Calaveras	0	\$0.00	0	\$0.00	0	\$0.00
Colusa	0	\$0.00	0	\$0.00	2	\$3,251,881.80
Contra Costa	19	\$25,428,992.56	2	\$1,728,659.00	34	\$105,439,223.80
Del Norte	2	\$520,227.00	0	\$0.00	9	\$3,465,117.75
El Dorado	5	\$4,657,914.00	0	\$0.00	10	\$19,713,531.22
Fresno	38	\$106,321,578.38	18	\$77,378,310.07	66	\$156,081,104.10
Glenn	4	\$7,495,895.00	2	\$2,128,514.00	9	\$12,718,385.40
Humboldt	11	\$30,185,953.82	2	\$4,078,141.00	8	\$7,635,402.65
Imperial	1	\$51,890.00	1	\$2,241,367.00	22	\$58,797,149.85
Inyo	0	\$0.00	0	\$0.00	0	\$0.00
Kern	11	\$53,613,698.09	8	\$20,645,979.42	47	\$222,924,683.45
Kings	4	\$11,988,877.00	1	\$640,279.00	21	\$45,755,308.45
Lake	0	\$0.00	0	\$0.00	10	\$12,212,485.00
Lassen	0	\$0.00	0	\$0.00	0	\$0.00
Los Angeles	55	\$128,826,171.11	16	\$49,387,911.62	310	\$841,522,572.60
Madera	1	\$41,985.00	0	\$0.00	7	\$65,682,646.70
Marin	8	\$10,943,815.00	3	\$5,993,300.00	12	\$18,206,727.40
Mariposa	0	\$0.00	0	\$0.00	0	\$0.00
Mendocino	3	\$939,142.00	0	\$0.00	4	\$5,782,582.20
Merced	3	\$17,451,799.00	7	\$24,513,286.00	34	\$64,707,167.65
Modoc	0	\$0.00	0	\$0.00	0	\$0.00
Mono	0	\$0.00	0	\$0.00	0	\$0.00
Monterey	5	\$1,152,753.00	4	\$42,952,297.47	13	\$46,430,955.80
Napa	1	\$442,693.00	0	\$0.00	3	\$4,599,473.00
Nevada	0	\$0.00	0	\$0.00	7	\$6,996,559.95
Orange	26	\$86,048,615.00	14	\$222,924,610.56	131	\$451,901,275.40
Placer	1	\$822,519.00	2	\$14,526,765.00	26	\$127,773,874.75
Plumas	1	\$526,164.00	0	\$0.00	0	\$0.00
Riverside	11	\$62,719,247.00	3	\$8,019,858.00	78	\$325,052,065.60
Sacramento	1	\$454,883.00	5	\$21,399,478.00	81	\$217,661,051.80
San Benito	0	\$0.00	0	\$0.00	13	\$48,972,828.20
San Bernardino	12	\$31,023,587.00	9	\$31,849,723.00	60	\$191,466,632.10
San Diego	24	\$128,756,909.00	9	\$64,020,923.88	92	\$260,097,530.10
San Francisco	7	\$19,103,971.00	7	\$44,904,329.00	4	\$6,637,819.20
San Joaquin	4	\$19,440,719.00	5	\$10,603,973.00	28	\$95,812,088.85
San Luis Obispo	3	\$4,696,221.00	0	\$0.00	14	\$31,331,871.84
San Mateo	10	\$20,994,676.00	1	\$2,350,683.00	26	\$80,782,404.20
Santa Barbara	9	\$14,851,485.00	5	\$9,272,149.50	22	\$91,814,446.20
Santa Clara	12	\$17,984,263.00	1	\$1,862,325.00	27	\$57,787,743.40
Santa Cruz	1	\$308,740.00	1	\$204,498.00	11	\$16,395,547.80
Shasta	1	\$451,339.00	0	\$0.00	4	\$4,965,296.20
Sierra	0	\$0.00	0	\$0.00	0	\$0.00
Siskiyou	0	\$0.00	0	\$0.00	7	\$7,058,593.40
Solano	1	\$157,007.00	6	\$4,759,895.00	16	\$35,779,197.80
Sonoma	8	\$8,593,499.00	0	\$0.00	12	\$19,751,005.80
Stanislaus	3	\$6,107,998.00	2	\$4,938,390.00	12	\$17,477,588.10
Sutter	0	\$0.00	0	\$0.00	5	\$24,376,064.80
Tehama	4	\$6,813,808.29	0	\$0.00	10	\$20,643,767.75
Trinity	3	\$47,133,074.00	0	\$0.00	3	\$7,750,597.76
Tulare	14	\$26,176,892.00	14	\$21,086,125.00	53	\$237,221,787.90
Tuolumne	0	\$0.00	0	\$0.00	3	\$5,417,993.40
Ventura	9	\$33,333,635.00	6	\$27,474,779.00	23	\$86,667,397.40
Yolo	1	\$1,053,910.00	0	\$0.00	7	\$11,115,908.00
Yuba	14	\$1,815,935.00	1	\$45,982.00	4	\$4,374,651.20
Total	359	\$ 958,147,401.25	169	\$ 777,532,536.52	1,472	\$ 4,410,040,735.48

School Facility Program Bond Authority from Proposition 51

(in millions of dollars, as of July 31, 2019)

New Construction

Legend

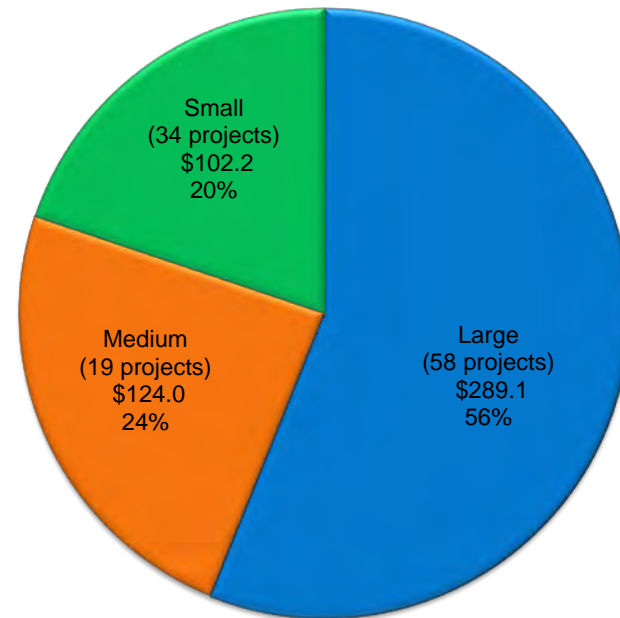
Small School Districts – ADA < 2,500 pupils

Medium School Districts – ADA > 2,500 pupils < 10,000 pupils

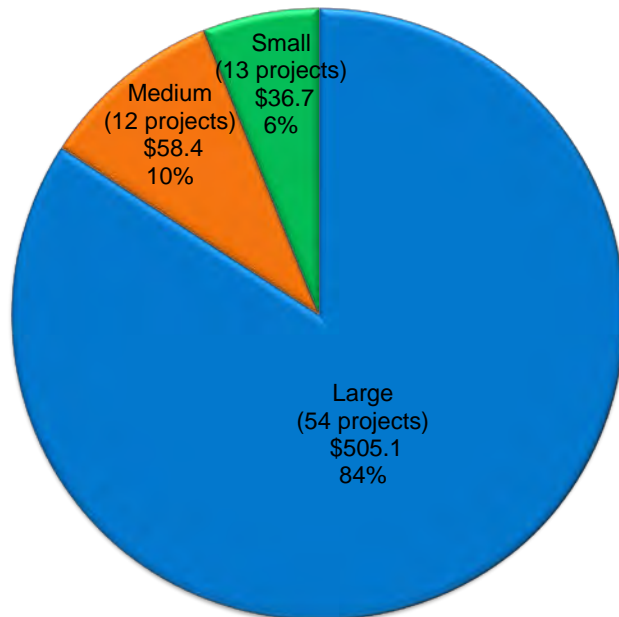
Large School Districts – ADA > 10,000 pupils

District Size (based on 2018/19 Enrollment)
 (# of projects)
 (in millions)

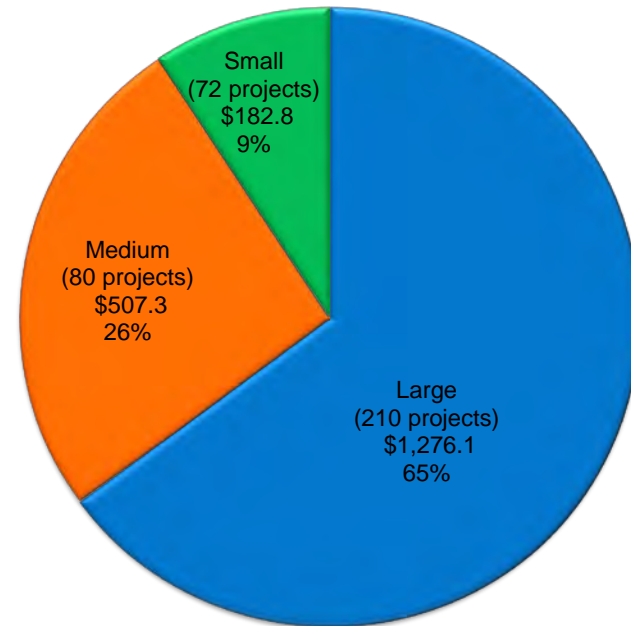
APPORTIONED



UNFUNDED



CURRENT WORKLOAD



School Facility Program Bond Authority from Proposition 51

(in millions of dollars, as of July 31, 2019)

Modernization

Legend

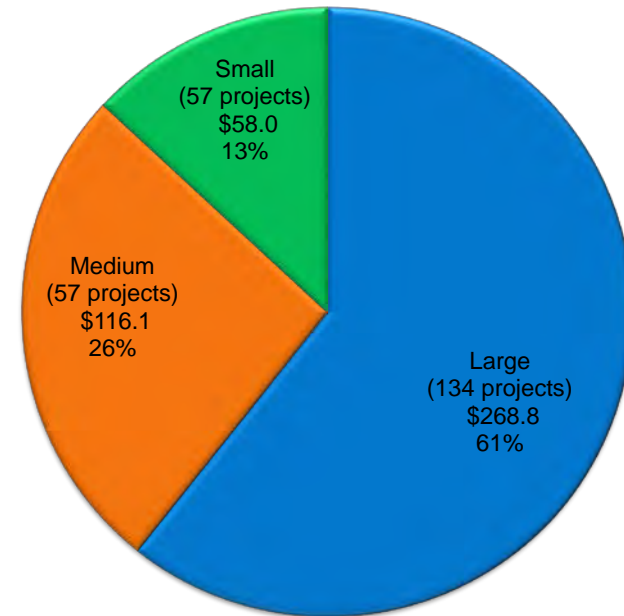
Small School Districts – ADA < 2,500 pupils

Medium School Districts – ADA > 2,500 pupils < 10,000 pupils

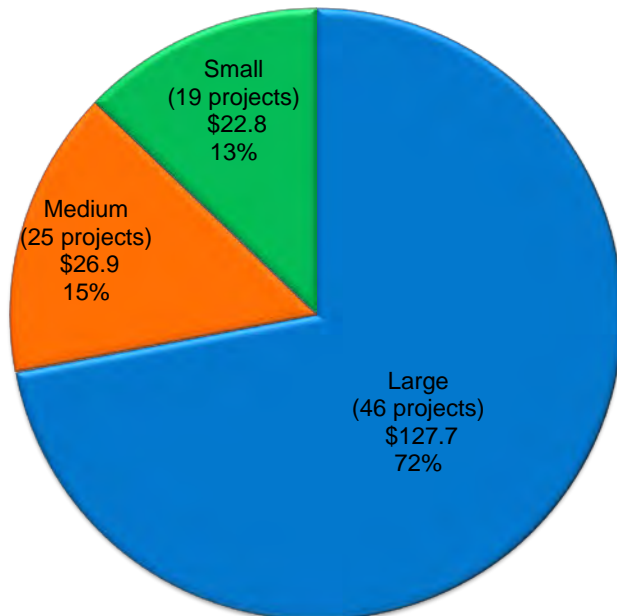
Large School Districts – ADA > 10,000 pupils

District Size (based on 2018/19 Enrollment)
 (# of projects)
 (in millions)

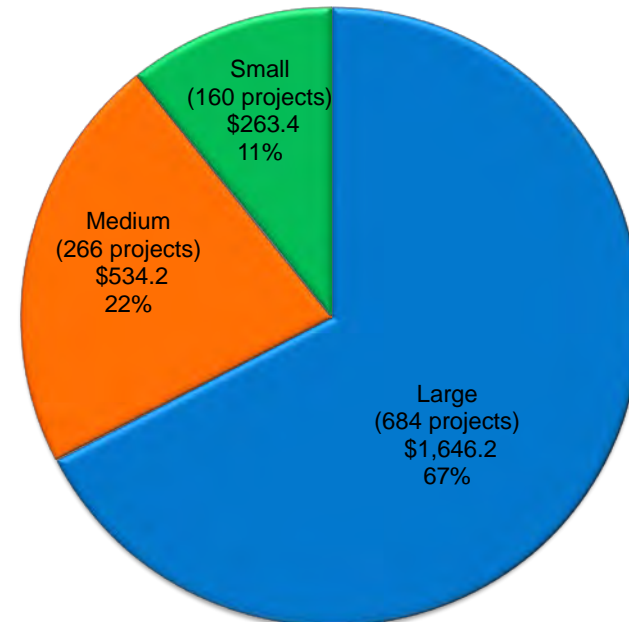
APPORTIONED



UNFUNDED



CURRENT WORKLOAD



Unique School Districts (USD) Receiving Proposition 51 Funds (As of July 31, 2019)

New Construction

2018/19 Enrollment	School Districts Statewide		
	#	%	Enrollment
Small – ADA < 2,500 pupils	592	57%	419,625
Medium – ADA > 2,500 pupils < 10,000 pupils	267	26%	1,371,422
Large – ADA > 10,000 pupils	175	17%	4,395,231
	1,034	100%	6,186,278

Apportioned					
# of USD	Enrollment	\$ Amount	By Size*	Size vs. All**	Students***
18	15,477	\$ 102,182,128	28.6%	1.7%	0.3%
16	87,484	\$ 123,993,456	25.4%	1.5%	1.4%
29	1,364,940	\$ 289,053,566	46.0%	2.8%	22.1%
63	1,467,901	\$ 515,229,151	100.0%	6.1%	23.7%

Unfunded					
# of USD	Enrollment	\$ Amount	By Size*	Size vs. All**	Students***
13	12,916	\$ 36,654,087	24.1%	1.3%	0.2%
11	60,739	\$ 58,357,403	20.4%	1.1%	1.0%
30	672,237	\$ 505,101,497	55.6%	2.9%	10.9%
54	745,892	\$ 600,112,987	100.0%	5.2%	12.1%

Workload					
# of USD	Enrollment	\$ Amount	By Size*	Size vs. All**	Students***
50	51,337	\$ 182,824,540	28.7%	4.8%	0.8%
53	268,281	\$ 507,281,422	30.5%	5.1%	4.3%
71	2,255,182	\$ 1,276,119,092	40.8%	6.9%	36.5%
174	2,574,800	\$ 1,966,225,053	100.0%	16.8%	41.6%

Modernization

2018/19 Enrollment	School Districts Statewide		
	#	%	Enrollment
Small – ADA < 2,500 pupils	592	57%	419,625
Medium – ADA > 2,500 pupils < 10,000 pupils	267	26%	1,371,422
Large – ADA > 10,000 pupils	175	17%	4,395,231
	1,034	100%	6,186,278

Apportioned					
# of USD	Enrollment	\$ Amount	By Size*	Size vs. All**	Students***
41	37,808	\$ 58,037,815	33.9%	4.0%	0.6%
33	169,315	\$ 116,102,501	27.3%	3.2%	2.7%
47	1,877,470	\$ 268,777,934	38.8%	4.5%	30.3%
121	2,084,593	\$ 442,918,250	100.0%	11.7%	33.7%

Unfunded					
# of USD	Enrollment	\$ Amount	By Size*	Size vs. All**	Students***
18	15,444	\$ 26,944,188	32.1%	1.7%	0.2%
12	59,670	\$ 22,776,895	21.4%	1.2%	1.0%
26	1,322,389	\$ 127,698,466	46.4%	2.5%	21.4%
56	1,397,503	\$ 177,419,550	100.0%	5.4%	22.6%

Workload					
# of USD	Enrollment	\$ Amount	By Size*	Size vs. All**	Students***
103	101,567	\$ 263,405,258	35.3%	10.0%	1.6%
95	499,564	\$ 534,214,590	32.5%	9.2%	8.1%
94	3,042,105	\$ 1,646,195,835	32.2%	9.1%	49.2%
292	3,643,236	\$ 2,443,815,682	100.0%	28.2%	58.9%

*Percentage of funding to small, medium or large school districts

** Percentage of funding to small, medium, and large school district vs. all school districts

***Percentage of students statewide

REPORT OF THE EXECUTIVE OFFICER
State Allocation Board Meeting, August 28, 2019

SCHOOL DISTRICT DATA

School District:..... SOLANO COE County:..... SOLANO
Application Numbers:.....57/10488-00-027 School Name:..... T.C. MCDANIEL EARLY LEARNING CTR.
50/10488-00-032
District Enrollment:.....397 Grade Levels:..... SPECIAL EDUCATION
Financial Hardship..... YES

PURPOSE OF REPORT

To present the Solano County Office of Education's request for the following:

- Reinstatement of the unfunded approvals for two School Facility Program (SFP) projects that were rescinded due to non-participation in the priority funding rounds.
- Allow a change in scope to ensure these projects can be completed within the approved state grants.

DESCRIPTION

The Solano County Office of Education (SCOPE) had two projects at the T.C. McDaniel Early Learning Center consisting of a modernization project (57/10488-00-027) and an eight-classroom new construction project (50/10488-00-032). These projects were approved by the State Allocation Board (Board) for placement on the Unfunded List (Lack of AB 55 Loans) on December 6, 2017.

Due to expired plan approvals from the Division of the State Architect (DSA) and the California Department of Education (CDE), the SCOPE did not participate in the first available Priority Funding (PF) Filing Round in December 2017. As a result, the District received a non-participation occurrence. The SCOPE did not participate in the next PF Filing Round in June 2018 due to estimated increased costs of construction. Failure to participate in the subsequent round resulted in the SCOPE receiving a second non-participation occurrence. Pursuant to SFP Regulations, failure to participate in the priority funding process two times resulted in rescission of the projects.

The SCOPE is requesting the Board to reinstate the unfunded approvals for both projects with an 18-month timeline, and, in addition, allow for a change in project scope.

AUTHORITY

See Attachment A.

BACKGROUND

Opened in the 1970s and situated on land leased from the Fairfield-Suisun Unified School District, the T.C. McDaniel Early Learning Center is located in Solano County and is next to Sheldon Elementary School. The school houses special day class student ages three to five years old.

BACKGROUND (cont.)

Applications for Funding History

The SCOE originally submitted Advanced Design funding requests as application numbers 50/10488-00-024 and 57/10488-00-018 on December 15, 2006 and March 5, 2007, respectively. The SCOE failed to meet substantial progress on both projects; however, at the February and June 2009 Board meetings, the Board approved extensions to the substantial progress deadlines. The SCOE submitted and received plan approvals on April 8, 2011 from the Division of the State Architect; but were unable to meet the extended substantial progress deadlines to submit funding applications. As a result, the projects were rescinded by the Board on May 25, 2011.

Resubmitted Application for Funding

The SCOE resubmitted Advanced Design funding requests for the project as application numbers 50/10488-00-032 and 57/10488-00-27 on August 1, 2011 and July 28, 2011, respectively. The Board approved both Advanced Design requests for placement on the Unfunded List (Lack of AB 55 Loans) at the October 26, 2011 meeting. Priority Funding (PF) Apportionments were approved at the June 27, 2012 meeting and funds were released to the SCOE on July 16, 2012. The SCOE submitted both applications for the full construction of the project on February 14, 2013; however, this was soon after the Board had received sufficient applications to exhaust all available bond authority.

Proposition 51 / Priority Funding Process

With the passage of Proposition 51 in November 2016, at its June 2017 meeting the Board directed staff to resume processing SFP applications. The SCOE's applications were approved by the Board at the December 2017 meeting. Because the SCOE's DSA plan approvals expired April 8, 2015, the SCOE was unable to participate in the Priority Funding Process and received one non-participation occurrence on December 7, 2017 pursuant to SFP Regulations. On June 7, 2018, the SCOE receive a second non-participation occurrence as the project could not move forward due to high estimated costs of construction, and, pursuant to SFP Regulations, the applications were rescinded. The following illustrates the timing of each application.

New Construction Application

- 12/5/2006 - Design funding application (50/10488-00-024) received by OPSC.
- 4/25/2007 - Design Apportionment approved.
- 10/25/2008 - Substantial Progress due date.
- 2/25/2009 - Substantial progress extension request approved.
- 11/4/2009 - Due date to submit plans to DSA – condition of extension request.
- 5/4/2010 - Due date to submit construction ready funding request to OPSC – condition of extension request.
- 5/25/2011 - Design application was rescinded, construction ready funding request not submitted.
- 8/1/2011 - Resubmittal of design funding application (50/10488-00-032) to OPSC.
- 10/26/2011 - Design funding approved for placement on the Unfunded List (Lack of AB 55 Loans).
- 4/4/2012 - Received CDE Final Plan Approval.
- 6/27/2012 - Design Apportionment approved.
- 2/14/2013 - Construction ready funding request submitted to OPSC, placed on Applications Received Beyond Bond Authority list.
- 11/8/2017 - 14th PF Filing period opens.
- 12/6/2017 - Project is approved by SAB and placed on the Unfunded List (Lack of AB55 Loans).
- 12/7/2017 - 14th PF Filing period closes – no request to participate submitted. 1st PF occurrence.
- 5/9/2018 - 15th PF Filing period opens.
- 6/7/2018 - 15th PF Filing period closes – no request to participate submitted. Project received 2nd PF Occurrence. Project removed from the Unfunded List (Lack of AB55 Loans).

BACKGROUND (cont.)

Modernization Application

- 3/6/2007 - Design funding application (57/10488-00-018) received by OPSC.
- 7/25/2007 - Design Apportionment approved.
- 1/25/2009 - Substantial Progress due date.
- 6/24/2009 - Substantial progress extension request approved.
- 3/1/2010 - Due date to submit plans to DSA – condition of extension request.
- 9/1/2010 - Due date to submit Construction ready funding request to OPSC – condition of extension request.
- 5/25/2011 - Design application was rescinded, construction ready funding request not submitted.
- 7/28/2011 - Resubmittal of design funding application (57/10488-00-027) to OPSC.
- 10/26/2011 - Unfunded design approval.
- 4/4/2012 - Received CDE Final Plan Approval.
- 6/27/2012 - Design Apportionment approved.
- 2/14/2013 - Construction ready funding request submitted to OPSC, placed on Applications Received Beyond Bond Authority List.
- 11/8/2017 - 14th PF Filing period opens.
- 12/6/2017 - Project is approved by SAB and placed on the Unfunded List (Lack of AB55 Loans).
- 12/7/2017 - 14th PF Filing period closes – no request to participate submitted. 1st PF occurrence.
- 5/9/2018 - 15th PF Filing period opens.
- 6/7/2018 - 15th PF Filing period closes – no request to participate submitted. 2nd PF occurrence. Project removed from the Unfunded List (Lack of AB55 Loans).

The District has also included a timeline of events that can be found in Attachment B.

STAFF ANALYSIS/STATEMENTS

SCOE's Position

The SCOE requests the two projects' (Application Numbers 50/10488-0032 and 57/10488- 00-027) unfunded approvals be reinstated and allow a change in scope due to the following considerations:

- The SCOE still has an unmet need for facilities and funding that can't be remedied any other way than through the state's program.
- The SAB [State Allocation Board] currently utilizes the regulations that require districts to participate in the PF Round process to obtain an apportionment or otherwise be rescinded, but the Board may instead apply alternative regulations that better fit the facts here.
- The request to reinstate the unfunded approvals is functionally the same as requesting a change in project scope.
- The request for a change in the scope of the new construction project is in alignment with the parameters utilized by the OPSC and SAB to determine if the revised project will still meet the requirements for state funding.

STAFF ANALYSIS/STATEMENTS (cont.)

The full text of the SCOE's appeal request is included as Attachment B.

Staff's Position

In the SCOE's request, the SCOE suggests the Board:

1. Reinstate the applications as unfunded approvals and apportioned the projects only after the plans are re-approved by CDE and DSA.
2. Determine the projects are "Ready for Apportionment".
3. Provide for both projects, 18 months to request a fund release pursuant to SFP Regulation Section 1859.90

The Priority Funding (PF) Process

While staff acknowledges the financial challenges faced by the SCOE, the timing of the state's fiscal crisis, and the exhaustion of bond authority in 2012, staff does not support the SCOE's request.

First established in 2008 as a result of the state's fiscal crisis, the Priority Funding process has proven to be highly successful in providing cash to construction ready projects, ensuring that limited cash proceeds from bond sales do not go unused. After the fiscal crisis was resolved, the Board created the Priorities in School Construction Funding/ Cash Management Subcommittee (Committee) to address the need for a new permanent system to manage cash and make apportionments in the future.

After discussing the topic publicly at four meetings of the Committee, at the May 2011 Board meeting, the Board approved regulations establishing two annual filing periods for prioritizing school construction applications as cash proceeds became available from bond sales to provide Apportionments. The regulations created two 30-day periods in which school districts could request to receive an Apportionment upon certification that a *Fund Release Authorization* (Form SAB 50-05) could be submitted within 90 days of receiving an Apportionment. The Office of Administrative Law (OAL) approved the regulations on July 27, 2011.

At the October 2012 meeting, the Board further refined the Priority Funding process by approving regulations that allow school districts only one time to pass on participating in the PF Process. OAL approved the regulations on March 13, 2013. Projects that do not participate in the first available PF round will receive one "non-participation occurrence". A second non-participation occurrence will result in automatic rescission of the project and loss of reserved bond authority.

SCOE's Request- Re-instate Unfunded Approval

SFP Regulations do not provide a mechanism to reinstate a project once it has been rescinded. However, all school districts are able to submit a new funding application for eligible projects. Resubmitted applications are subject to available bond authority at the time the application is submitted and are subject to SFP Regulations in effect at the time of submittal.

STAFF ANALYSIS/STATEMENTS (cont.)

Since 2013, only 59 projects (\$98.6 million) out of 1,154 projects (\$2.9 billion) have received two non-participation occurrences resulting in a rescission. In total, \$98.6 million was returned to the program and reallocated to eligible projects. Currently, there are 38 projects in the amount of \$65.4 million that have one non-participation occurrence. The vast majority of districts are able to successfully participate in the priority funding process.

SCOE's Request - Unfunded Approval Outside the Priority Funding Process

The SCOE has suggested that along with reinstating the unfunded approvals, the Board could apply alternative regulations to provide the SCOE sufficient time to obtain necessary state agency approvals and receive funding for their projects. However, staff's review has determined that the SCOE's request requires the Board to combine multiple unrelated regulations and that the regulations do not provide a mechanism for the Board to reinstate the applications.

The SCOE has requested that the Board consider the projects as "Approved Applications". This term is defined in SFP Regulations as meaning "a district has submitted the application and all documents to the Office of Public School Construction that are required to be submitted with the application...." Normally, an Approved Application is placed on OPSC's Workload List for processing at a later date. In this request, the SCOE instead requests the applications be reinstated to the Unfunded List (Lack of AB 55 Loans). The SCOE is then asking for 18-months to obtain CDE and DSA plan approvals before determining the project are "Ready for Apportionment".

"Ready for Apportionment" is defined in SFP Regulations as meaning "a final review of an Approved Application has been completed by the OPSC and it has been determined that it meets all [emphasis added] requirements of law for an apportionment or eligibility, and the OPSC will recommend approval to the Board." This term was used to classify projects processed by OPSC that were funded by bond funds approved by voters prior to January 1, 2002 as it allowed OPSC staff to fully process an application in advance of bond sale proceeds being available. The term was also used for placing projects on the Unfunded List. The definition still exists in regulation, however, this process is not used in the current priority funding regulations or for 18-month Apportionments. It is also no longer used for purposes of an Unfunded List, as regulations now use the Applications Received Beyond Bond Authority list instead (where applications are accepted but not processed). This regulatory status was not intended for the purposes for which SCOE proposes.

Education Code (EC) Section 17076.10(d) allows the Board to establish a time period, not to exceed 18 months, for a school district to meet fund release criteria. Prior to the establishment of the Priority Funding process the SFP regulations provided all school districts up to 18 months after Apportionment to meet fund release criteria. This regulation still exists, however, the Board has only allowed the use of this regulation section for health and safety projects. An Apportionment outside the Priority Funding process is sometimes necessary to provide immediate cash for school districts with urgent health and safety issues. However, the Board legally cannot provide an Apportionment to school districts without CDE plan approval, and cannot release funds until the school district has obtained DSA plan approval, pursuant to EC Sections 17070.50 and 17074.16, respectively.

STAFF ANALYSIS/STATEMENTS (cont.)

SCOE's request to determine the projects are "Approved Applications" until such time they are deemed "Ready for Apportionment" with current CDE and DSA plan approvals and to provide an Apportionment up to 18 months later once the approval is obtained are not supportable in SFP regulations or statutes. Additionally, the SCOE's request exempts them from the Priority Funding process. In total, the SCOE's request for 18 months to provide updated CDE and DSA plan approvals, and use of the alternate 18-month Apportionment fund release criteria rather than the Priority Funding process, provides the SCOE three years to obtain funds. The request is contrary to policies set by the Board in regulations to ensure that projects are not holding onto bond authority for project that are not ready to move forward.

SCOE's Request - Scope Changes

Applications for funding for the construction of a project are accompanied by CDE and DSA approved plans. The Board's approval of the project funding is full and final and based on the plans accompanying the project. Flexibility is recognized as part of SFP projects; however, the intent or project scope must be maintained. In some extenuating circumstances, staff may present a school district's request for a scope change to the Board.

General guidelines for scope changes have been in place since 2005 (Attachment C). A change of scope in certain situations may be permitted if the following conditions are met:

- CDE and DSA have approved the changes in the plans.
- The amended project meets the 60 percent commensurate requirement.
- The original intent/purpose of the project is maintained.

Prior Board Actions

The Board has previously heard ten project scope change appeals, approving eight, which are outlined below:

APPEAL DATE	DISTRICT	REQUEST	FINANCIAL HARDSHIP	BOARD ACTION
8/22/07	Victor Valley Union High	Change to a larger gymnasium than the original plans, from 2,405 square feet to 12,430 square feet	Yes	Approved
4/23/08	Victor Valley Union High	Change from modular to permanent construction for 12 classrooms	Yes	Approved
9/24/08	Gerber Union Elementary	Change from roof repair to roof replacement due to unforeseen damage	Yes	Approved
8/26/09	Temecula Valley Unified	Change from portable construction to the purchase & renovation of State owned relocatable classrooms	No	Approved
6/22/11	Butte County Office of Education	Addition of a Library that was not in the originally approved plans	Yes	Not Approved
8/24/11	Fresno County Office of Education	Addition of solar panels not in the originally approved plans; removal of a swimming pool from plans	Yes	Approved
6/27/12	Bass Lake Joint Union Elementary	Change from building modernization to like-for-like replacement in the original footprint of the buildings	No	Approved

STAFF ANALYSIS/STATEMENTS (cont.)

APPEAL DATE	DISTRICT	REQUEST	FINANCIAL HARDSHIP	BOARD ACTION
4/15/15	Pathways to College Charter School (Hesperia USD)	Change from modular to permanent construction for 19 classrooms and subsidiary facilities.	No, Loan	Approved
8/26/15	Alpaugh Unified	Change from multi-story to single-story construction of a classroom/administration building	Yes	Approved
12/6/17	Maple Elementary	Change from rehabilitation to replacement of a multipurpose room.	Yes	Approved
09/26/2018	Lake Elementary	Change construction of multipurpose room from permanent to modular and to reduce the number of classrooms from six to two.	Yes	Approved

In the case of the SCOE, the SCOE requests to change the scope of the New Construction project from the construction of new classrooms to utilizing existing space, by gutting the interior and reconfiguring to create new classroom space. The scope of the modernization project to modernize playground space and the parking lot will not change; however, the SCOE will still need updated CDE and DSA plan approvals. A scope change would have been a viable option during the time an Apportionment was valid. However, the SCOE's request is different from all prior scope change requests in that the projects have already been rescinded. The SCOE was unique in that SCOE was not able to obtain an Apportionment because there was not sufficient time or funding available to obtain valid approvals. All prior requests were from school districts with active construction projects and no statutory or regulatory deadlines were extended in approving the scope change requests. The scope change process is not intended in these circumstances where the project is no longer active. Staff views these inactive projects with scope changes as new projects that should be resubmitted for processing.

Conclusion

Staff does not support the District's request. Staff believes that the Regulations do not provide the ability to extend due dates nor do SFP Regulations provide the ability for projects to be re-instated. Once a project receives a second non-participation occurrence, regulations require the project to be automatically removed from the Unfunded List (Lack of AB 55 Loans) and/or rescinded without further Board action. The SCOE does have the ability to re-submit the applications, although the Board has currently received a sufficient number of applications to exceed available bond authority for both the new construction and modernization programs.

BOARD OPTIONS

Under the Rules and Procedures of the State Allocation Board, "Staff is providing the following option for the Board's consideration. A positive vote by six members is required for the Board to take action that is an alternative to Staff's administrative action. Absent a positive vote by six members of the Board, Staff's administrative action will stand, and the school district's appeal will be considered closed."

Alternative Option: Grant the District's appeal.

BOARD ACTION

In considering this Item, the Board approved the District's appeal, which reinstates the unfunded approvals (as of August 28, 2019) for two School Facility Program projects [50/10488-00-032 and 57/10488-00-027] that were rescinded due to non-participation in the Priority Funding process and allows for a change in scope to ensure these projects can be completed within the approved state grants. Included as part of this approval, the two projects must obtain the proper plan approvals from CDE and DSA within 12 months, participate in the Priority Funding process, and are subject to participation in the Priority Funding Process regulations outlined in SFP Regulation Section 1859.90.3.

ATTACHMENT A

Education Code (EC) Section 17072.20 states:

(a) An applicant school district that has been determined by the board to meet the eligibility requirements for new construction funding set forth in Article 2 (commencing with Section 17071.10) or Article 3 (commencing with Section 17071.75) may submit at any time a request to the board for a project apportionment for all or a portion of the funding for which the school district is eligible.

(b) The application shall include, but shall not be limited to, the school district's determination of the amount of state funding that the district is otherwise eligible for relating to site acquisition, site development, new construction, and hardship funding provided pursuant to Article 8 (commencing with Section 17075.10), if any. The amount shall be reduced by the amount of the alternative fee collected pursuant to subdivision (a) of Section 65995.7 of the Government Code if a reimbursement election or agreement pursuant to Section 65995.7 of the Government Code is not in effect.

(c) The board shall verify and adjust, as necessary, and approve the district's application.

EC Section 17070.35 states:

(a) In addition to all other powers and duties as are granted to the board by this chapter, other statutes, or the California Constitution, the board shall do all of the following:

(1) Adopt rules and regulations, pursuant to the rulemaking provisions of the Administrative Procedure Act, Chapter 3.5 (commencing with Section 11340) of Part 1 of Division 3 of Title 2 of the Government Code, for the administration of this chapter. However, the board shall have no authority to set the level of the fees of any architect, structural engineer, or other design professional on any project. The initial regulations adopted pursuant to this chapter shall be adopted as emergency regulations, and the circumstances related to the initial adoption are hereby deemed to constitute an emergency for this purpose. The initial regulations adopted pursuant to this chapter shall be adopted by November 4, 1998. If the initial regulations are not adopted by that date, the board shall report to the Legislature by that date, explaining the reasons for the delay.

(2) Establish and publish any procedures and policies in connection with the administration of this chapter as it deems necessary.

(3) Determine the eligibility of school districts to receive apportionments under this chapter.

(4) Apportion funds to eligible school districts under this chapter.

(b) The board shall review and amend its regulations as necessary to adjust its administration of this chapter to conform with the act that amended this section to add this subdivision. Regulations adopted pursuant to this subdivision shall be adopted by November 5, 2002, and shall be adopted as emergency regulations in accordance with the rulemaking provisions of the Administrative Procedure Act (Chapter 3.5 (commencing with Section 11340) of Part 1 of Division 3 of Title 2 of the Government Code). The adoption of any emergency regulation pursuant to this subdivision filed with the Office of Administrative Law shall be deemed to be an emergency and necessary for the immediate preservation of the public peace, health and safety, or general welfare. Notwithstanding subdivision (e) of Section 11346.1 of the Government Code, any emergency regulation adopted pursuant to this section shall remain in effect for no more than 365 days unless the board has complied with Sections 11346.2 to 11348, inclusive, of the Government Code.

EC Section 100410 (a) states:

Three billion three hundred fifty million dollars (\$3,350,000,000) of the proceeds of bonds issued and sold pursuant to this part shall be deposited in the 1998 State School Facilities Fund, which is established by Section 17070.40, and allocated by the State Allocation Board pursuant to this chapter. Before requesting the sale of bonds pursuant to Section 100432 for deposit in the State School Facilities Fund, the State Allocation Board shall request, pursuant to Section 100432, the sale of bonds sufficient to finance all projects for which application was made pursuant to the Leroy F. Greene State School Building Lease- Purchase Law of 1976 (Chapter 12 (commencing with Section 17000) of Part 10) and for which an application was approved for construction, but funding was not available, prior to November 4, 1998.

ATTACHMENT A

EC Section 100620(a)(3) states:

The amount of two billion nine hundred million dollars (\$2,900,000,000) for new construction of school facilities pursuant to Chapter 12.5 (commencing with Section 17070.10) of Part 10 for those school districts that have filed an application with the Office of Public School Construction on or before February 1, 2002, including, but not limited to, hardship applications. If the amount made available for purposes of this paragraph is not needed and expended for the purposes of this paragraph, the State Allocation Board may allocate the remainder of these funds for purposes of paragraph (1).”

EC Section 100620(a)(4) states:

The amount of one billion nine hundred million dollars (\$1,900,000,000) for the modernization of school facilities pursuant to Chapter 12.5 (commencing with Section 17070.10) of Part 10, for those school districts that have filed an application with the Office of Public School Construction on or before February 1, 2002, including, but not limited to, hardship applications. If the amount made available for purposes of this paragraph is not needed and expended for the purposes of this paragraph, the State Allocation Board may allocate these funds for purposes of paragraph (2).”

EC Section 17009.5 states:

(a) Except as set forth in Section 17052, on and after November 4, 1998, the board shall only approve and fund school facilities construction projects pursuant to Chapter 12.5 (commencing with Section 17070.10). (b) A school district with a first priority project that has received a construction approval by the Department of General Services, Division of the State Architect, or a joint-use project approval by the board, prior to November 4, 1998, for growth or modernization pursuant to this chapter shall receive funding pursuant to this chapter for all unfunded approved project costs as it would have received under this chapter, and the increased capacity assigned to the project shall be included in calculating the district's capacity pursuant to Chapter 12.5 (commencing with Section 17070.10). Funds received for projects described in this subdivision shall constitute the state's final and full contribution to these projects. The board shall not consider additional project funding except when otherwise authorized under Chapter 12.5 (commencing with Section 17070.10).

(c) A school district with a second priority project that has received a construction approval by the Department of General Services, Division of the State Architect prior to November 4, 1998, for growth or modernization pursuant to this chapter shall elect to do either of the following:

(1) Withdraw the application under this chapter, submit an initial report and application pursuant to Chapter 12.5 (commencing with Section 17070.10), and receive per pupil allocations as set forth in Chapter 12.5 (commencing with Section 17070.10). If the district withdraws the application, any funds previously allocated under this chapter for the project shall be offset from the first grant to the district under Chapter 12.5 (commencing with Section 17070.10).

(2) Convert the second priority project approved under this chapter to a first priority status and receive funds in accordance with this chapter.

(d) Notwithstanding priorities established pursuant to Chapter 12.5 (commencing with Section 17070.10), projects authorized for funding as set forth in this section shall be funded by the board pursuant to this chapter prior to funding other projects pursuant to Chapter 12.5 (commencing with Section 17070.10).

(e) For purposes of funding priority for modernization grants under Chapter 12.5 (commencing with Section 17070.10), a district that applies under subdivision (b) or paragraph (1) of subdivision (c) shall retain its original project approval date.

(f) Notwithstanding Section 17017.1, West Contra Costa Unified School District shall be eligible for state facilities funds beginning November 4, 1998.

(g) The State Allocation Board shall adopt regulations to ensure that an appropriate offset is made from funds approved pursuant to this chapter, for funds awarded to school districts pursuant to Chapter 12 (commencing with Section 17000) prior to November 4, 1998.”

School Facility Program (SFP) Regulation Section 1859.2 states in part:

...

“Approved Application(s)” means a district has submitted the application and all documents to the Office of Public School Construction that are required to be submitted with the application as identified in the General Information Section of Forms SAB 50-01; SAB 50-02; SAB 50-03; and SAB 50-04, as specified in Section 1859.2.

...

ATTACHMENT A

“Unfunded List” means an information list of unfunded projects, with the exception of the unfunded list defined below as “Unfunded List (Lack of AB 55 Loans)”.

...

“Unfunded List (Lack of AB 55 Loans)” means an information list of unfunded projects that was created due to the State’s inability to provide interim financing from the Pooled Money Investment Account (AB 55 loans) to fund school construction projects as declared in the Department of Finance Budget Letter #33 issued on December 18, 2008.

SFP Regulation Section 1859.90 states:

With the exception of an apportionment made pursuant to Sections 1859.81.1(e) or 1859.81.2, or of an Inactive Apportionment subject to Section 1859.96, the OPSC will release State funds that the Board has apportioned to the district after submittal, by the district, of the Form SAB 50-05, subject to the availability of financing provided by the Pooled Money Investment Board for bond-funded projects. With the exception of an apportionment made for a Type II Joint-Use Project, not part of a qualifying SFP Modernization project, pursuant to Article 12 of these Regulations, a district must submit the Form SAB 50-05, within 18 months of the Apportionment of the SFP grant for the project or the entire New Construction Adjusted Grant, Modernization Adjusted Grant or Type I or II, part of a qualifying SFP Modernization project, Joint-Use Project apportionment shall be rescinded without further Board action, and the pupils housed in the project, if applicable, will be added back to the district’s baseline eligibility. The district may refile a new application for the project subject to district eligibility and priority funding at the time of resubmittal.

If the apportionment was made for a Type II Joint-Use Project, not part of a qualifying SFP Modernization project, pursuant to Article 12 of these Regulations, the district must submit Form SAB 50-05 within 18 months of the date the plans and specifications for the Joint-Use Project that have been approved by the DSA and the CDE are submitted to the OPSC or the apportionment shall be rescinded without further Board action.

Subject to the availability of financing provided by the Pooled Money Investment Board for bond-funded projects, the OPSC will release State funds that have been apportioned by the Board pursuant to Section 1859.81.1(e) to the district within 30 calendar days of the apportionment.

SFP Regulation Section 1859.90.2 states:

The priority funding process allows the Board to distribute available funds to districts or charter schools that request, pursuant to (a) or (b) below, as applicable, an Apportionment or an advance release of funds from a Preliminary Apportionment or Preliminary Charter School Apportionment, during specific 30-calendar day filing periods beginning with July 27, 2011 and continuing with the 2nd Wednesday of January and the 2nd Wednesday of July of 2012.

Requests submitted during the filing periods described above are valid until the next filing period begins. The specific 30-calendar day filing periods subsequent to 2012 begin with January 9, 2013 and continue with the 2nd Wednesday of May and the 2nd Wednesday of November, each calendar year. Requests submitted during the filing period beginning with January 9, 2013 are valid until June 30, 2013. Requests submitted during a filing period beginning with the 2nd Wednesday of May are valid from July 1 until December 31 of that year. Requests submitted during a filing period beginning with the 2nd

Wednesday in November are valid from January 1 until June 30 of the following year. Requests must be physically received by the OPSC by the 30th calendar day of each filing period to be considered valid. During the priority funding process a district or charter school must submit a valid, original signature copy of the Form SAB 50-05 within a specified time period of the Apportionment or approved advance release of funds request, pursuant to (a)(2) or (b)(2) of this section, as applicable.

Projects receiving an apportionment as part of the priority funding process for which the OPSC does not physically receive a valid, original signature copy of the Form SAB 50-05 within the time limit pursuant to (a)(2) or (b)(2) of this section, as applicable, shall be rescinded without further Board action. (a) In order to be considered for an Apportionment, approved advance release of design funds from a Preliminary Charter School Apportionment, or approved advance release of environmental hardship site acquisition funds from a Preliminary Apportionment, the district or charter school must provide a priority funding request in the form of a written statement signed by an authorized representative that includes each of the project application numbers, and the type of apportionment request (e.g., Apportionment, separate apportionment for design or site acquisition), within the 30-calendar day filing period, and shall contain all of the following:

ATTACHMENT A

(1) Statement that the request is to convert the unfunded approval to an Apportionment or to receive an approved advance release of funds; and (2) Acknowledgement that a valid, original signature Form SAB 50-05 must be submitted and physically received by the OPSC within 90 calendar days of Apportionment or approved advance release of funds request and that failure to do so will result in the rescission of the Apportionment or approved advance release of funds request without further Board action; and
(3) Acknowledgement that, if the district submits the Form SAB 50-05 on or after July 1, 2013 and is required to submit an LCP third party report, pursuant to Section 1859.97(b), the report will be submitted to the OPSC and the DIR at least 60 days prior to submitting the Form SAB 50-05; and (4) For those receiving an Apportionment, acknowledgement that by participating in the priority funding process, the district or charter school is waiving its right to the 18 month timeline for fund release submittal described in Section 1859.90.

(b) In order to be considered for an approved advance release of site acquisition funds from a Preliminary Charter School Apportionment, the district or charter school must provide a priority funding request in the form of a written statement signed by an authorized representative within the 30-calendar day filing period, and shall contain all of the following:

(1) Statement that the request is to convert the advance release of funds to an approved advance release of funds request; and,
(2) Acknowledgement that a valid, original signature Form SAB 50-05 must be submitted and physically received by the OPSC within 180 calendar days of the approved advance release of funds request and that failure to do so will result in the rescission of the approved advance release of funds request without further Board action; and
(3) Acknowledgement that it must provide evidence that it has entered into the Charter School Agreements within 90 calendar days of approval of the advance release of funds request and that failure to do so will result in the rescission of the approval without further Board action.

In the event that the amount of requests received during a specific 30-calendar day filing period exceeds the funds available, the Board shall apportion based on the unfunded approval date and the application received date up to the available cash from each bond source. Projects that have requested to participate in the priority funding process for which an Apportionment cannot be provided shall retain their date order position on the Unfunded List. Requests not converted to apportionments will not be returned to the district or kept by the Office of Public School Construction (OPSC).

For purposes of this section “rescinded” or “rescission” shall mean that the apportionment or approved advance release of funds request returns to unfunded approval status with a new unfunded approval date. The new unfunded approval date will be 90 calendar days after the apportionment date. The district or charter school will not be required to re-submit the application and no further application review will be required.

SFP Regulation Section 1859.129(b)(2) states:

Has 18 months from the date the [Division of State Architect] DSA and [California Department of Education] CDE approved plans were submitted to the OPSC to submit a completed Form SAB 50-05 or the apportionment will be rescinded without further Board action. If the district is requesting an Apportionment pursuant to Section 1859.90.1 or 1859.90.2, the Board will require that this time limit be reduced to no more than 90 days from the date of the apportionment.”

SFP Regulation Section 1859.197 (b)(2) states:

Has 18 months from the date the CDE plan approval and DSA-approved plans and specifications, as needed, are submitted to the OPSC to submit a completed Form SAB 50-05 or the apportionment shall be rescinded without further Board action. If the district is requesting an apportionment pursuant to Section 1859.90.1 or 1859.90.2, the Board will require that this time limit be reduced to no more than 90 days from the date of the apportionment.



Lisette Estrella-Henderson, Superintendent of Schools
5100 Business Center Drive, Fairfield, CA 94534-1658
707.399.4400 ★ www.solanocoe.net

March 14, 2019

Tracy Sharp
Supervisor, Policy and Special Projects Team
Office of Public School Construction
707 Third Street, Sixth Floor
West Sacramento, CA 95605

RECEIVED
OFFICE OF PUBLIC
SCHOOL CONSTRUCTION
2019 MAR 25 PM 3:08
MAILROOM

RE: APPEAL TO THE STATE ALLOCATION BOARD

Dear Ms. Sharp:

The Solano County Office of Education is hereby submitting an appeal to the State Allocation Board requesting that the unfunded approvals for two of our T. C. McDaniel Center projects (Office of Public School Construction Application Numbers 50/10488-00-024 and 57/10488-00-018) to be reinstated and permission to change the scope of the projects. Attached to this letter, therefore, please find the following documents:

- *School District Appeal Request* (Form SAB 189)
- Attachment to Form SAB 189 including the referenced exhibit

Should you have any questions or wish to discuss the appeal further, please contact Derick Lennox, Legislative Counsel with Capitol Advisors Group, at 916.557.9745 or at derick@capitoladvisors.org at any time. Thank you in advance for your time and consideration in presenting our appeal to the Board.

Sincerely,

Mike Schroeder
Director, Facilities, Maintenance, Operations & Transportation

AF
3-26-19

STATE OF CALIFORNIA
SCHOOL DISTRICT APPEAL REQUEST

STATE ALLOCATION BOARD
OFFICE OF PUBLIC SCHOOL CONSTRUCTION

SAB 189 (REV 10/09)

Page 2 of 2

SCHOOL DISTRICT Solano County Office of Education	APPLICATION NUMBER 50/10488-00-032; 57/10488-00-027
SCHOOL NAME T. C. McDaniel Early Learning Center	COUNTY Solano
DISTRICT REPRESENTATIVE Mike Schroeder, Director, Facilities/Maintenance	E-MAIL ADDRESS mschroeder@solanocoe.net

Purpose of Request:

- 1) Reinstate the unfunded approvals for two Solano COE projects that could not participate in priority funding rounds due to extenuating circumstances and financial hardship status.
- 2) Allow a change in scope to ensure our projects will be completed within the approved grant amounts.

Basis of Request:

- Law (Statute) _____
- Regulation _____
- Other (specify) _____

Description:

Please see attachment.

SIGNATURE OF AUTHORIZED DISTRICT REPRESENTATIVE 	DATE 3/14/19
--	-----------------

**ATTACHMENT TO APPEAL REQUEST
(FORM SAB 189)****REASON FOR APPEAL**

On June 7, 2018, the State Allocation Board ("SAB" or "Board") rescinded the unfunded approvals for two Solano County Office of Education ("Solano COE") projects at the T.C. McDaniel Early Learning Center ("Center") as we did not participate and request an apportionment in the Priority Funding Process.¹ Our failure to request an apportionment was due to extenuating circumstances beyond our control and despite our best efforts.

Over the last decade, we attempted to replace the dilapidated facility twice using the financial hardship planning funds we received from the state in 2007 and 2012 to design its replacement. Each attempt to construct the project, however, was unsuccessful. Severe budget cuts to local educational agencies in 2009 forced us to reassess the number of schools we could operate with the reduced budget—including the Center—and thus, the related construction projects that should be carried out at those schools. In 2012, although Division of the State Architect ("DSA")-approved plans were in-hand, we could not move forward with construction due to the lack of state school construction bond authority at that time which ultimately didn't become available until five years later in 2017. By then, the DSA-approved plans expired permanently, a redesign was started, but skyrocketing construction costs made it impossible to build the replacement school within the state financial hardship grants approved.

The Center serves our youngest and most vulnerable severe special education students in Solano County. The facilities are fast-approaching the 50-year-old mark and are in dire need of repair or replacement.

For the reasons described below, we therefore respectfully request the SAB to:

- 1) Reinstatement the unfunded approvals for two Solano COE projects that could not participate in priority funding rounds due to extenuating circumstances and financial hardship status (Office of Public School Construction Applications 50/10488-00-032 and 57/10488-00-027);
- 2) Allow a change in scope to ensure our projects will be completed within the approved grant amounts.

¹ School Facility Program Regulation Section 1859.90.3

BACKGROUND

The Center's Facilities and Educational Services

The Center, owned and operated by the Solano COE on land leased from the Fairfield-Suisun Unified School District ("FSUSD" or "District") and adjacent to the District's Sheldon Elementary School, provides instruction to special education students ages three to five years old who have significant and severe developmental delays in motor, cognitive, language, social, and adaptive skills. Services are designed to meet the specific needs of each child to enable these students to learn and practice new skills and become more independent.

The Center's facilities have not been modernized since 1971, when the Center was constructed. As a result, the County Office has been had to work around several health, safety, and accessibility problems:

- The **facilities are not secured** as they are arranged in such a manner that it is difficult to monitor access to the buildings and classrooms, thereby compromising the security of the campus.
- The **small parking lot** is shared with the Sheldon Elementary School and woefully inadequate for parking, circulation, and traffic flow. During the morning drop-off and afternoon pick-up times, the safety of students and staff is exacerbated by the crowded conditions as the drop-off circle is for both busses and vehicles. Most parents drop off their children; however, the lack of space requires two drop-off lanes next to each other which is in violation of the California Department of Education's ("CDE") standards for safety. FSUSD students dropped off across the street commonly walk across the Center parking lot between vehicles.
- The **accessibility of the site** can be significantly improved for the population served. Several of the exit doors, used in case of fire or other emergencies, do not have ramps but just stairs. Students in wheelchairs must be carefully carried down the two steps. Some restroom doors, faucets, sinks, and commodes are not accessible.
- Several **safety and health hazards** exist. The current construction of the building makes it difficult to defend against and eradicate rodents. There are exposed electrical wires behind the drop ceilings due to facility modifications made by past administrations. In addition the site suffers occasional sewer backups, lack of hot water at one of the restroom faucets, ungrounded HVAC electrical systems, and walls/rooms constructed within the building without DSA approval.

As such, these outdated and dilapidated facilities are in dire need of modernization or replacement to carry out the services effectively, efficiently, and safely in accordance with 21st Century and CDE standards.

The Tale of Two Attempts to Build the Project

2007 – The First Application to Replace the Center

The Solano COE received its first planning apportionment to design the replacement of the school under the new construction program at the April 25, 2007 SAB meeting (Office of Public School Construction (“OPSC”) Application Number 50/10488-00-024) and received a design apportionment under the modernization program to address the mitigation of parking lot issues, playground upgrades, and access compliance work at the July 25, 2007 SAB meeting (OPSC Application Number 57/10488-00-018). Recipients of design grants were required to submit applications for construction funding to OPSC, or at minimum submit plans to DSA for the project, within 18-months of the date that the design apportionment was received. We were unable to meet this initial timeline as the drastic cuts made to local educational agencies’ budgets during the 2008-09 fiscal year forced us to put the brakes on the construction projects as we grappled with the larger issue of closing or combining schools, including the fate of the Center.

We elected to keep the Center open. To save the projects in the middle of design, we requested additional time to submit the plans to DSA and to file the applications for construction funding to OPSC. The SAB was sympathetic to our plight and granted the extension and required the new construction project plans to be submitted to DSA by November 2009² and the modernization project plans to be submitted by March 2010³. The applications for funding had to be submitted to OPSC by May 2010 and September 2010, respectively, along with the DSA-approved plans.

The new construction and modernization projects were combined into one set of plans for the construction of eight classrooms and one medical therapy unit and were submitted to DSA in time on May 4, 2009. However, continued budget cuts affecting school operations and the political environment at the time made it difficult to justify moving forward with the project. The plans were delayed and not approved by DSA until April 8, 2011, eleven months after the first deadline. As a result, we were precluded from applying to OPSC for the construction funds, the projects were subsequently closed to costs incurred, and all unspent grants were returned to the state.

2011 – The Second Application to Replace the Center

Solano COE still desired to replace the school, and therefore, we reapplied for the design funding that we had just returned to the state. The new construction (OPSC Application Number 50/10488-00-032) and modernization projects (OPSC Application Number 57/10488-

² SAB Agenda of February 25, 2009, page 38.

³ SAB Agenda of June 24, 2009, page 97.

00-027) were given an unfunded approval for design at the October 26, 2011 SAB meeting and subsequently funded at the June 12, 2012 SAB meeting. During this interim, the project plans were approved by CDE on April 4, 2012. Normally upon receipt of both CDE and DSA-approved plans, districts can file an application for construction funding. However, the Solano COE's efforts to seek construction funding were further delayed by lease negotiations with the FSUSD as School Facility Program Regulations require a 40-year lease term at the time an application is filed with OPSC. On February 5, 2013, the lease agreement was executed and the applications for construction funding were submitted to OPSC on February 14, 2013.

Proposition 1D bond funds were exhausted by the time the applications were filed with OPSC, and as a result, the applications were placed on the Acknowledged List. The applications were processed four and a half years later in September 2017 and given an unfunded approval for construction funding at the December 6, 2017 SAB meeting. The approvals were provided with the caveat that the Solano COE obtain CDE and DSA-approval of the plans prior to apportionment as DSA's original approval of the plans was no longer valid or eligible for extensions.

The clock was ticking. By regulation, we had only two opportunities to participate in the Priority Funding Process to request the apportionment of the projects. We needed as much time as possible to obtain DSA's approval of the plans, therefore, we passed up the first Priority Funding Round in December 2017 leaving only one more opportunity to participate in May 2018. Assuming a fall 2018 bond sale would occur, we planned for a September 2018 deadline to obtain the reapproval of the plans before the project apportionments.

Before embarking on the redesign, we had the project re-estimated to ensure the project could be built within the state and financial hardship grant. The combined new construction and modernization unfunded approvals amounted to a total project budget of \$7,596,130, which was intended to cover both construction and "soft" costs such as architectural fees, tests, inspections, furniture and equipment, etc. When first designed and submitted to DSA in 2009, the estimated construction cost of the project was \$5.898 million. However, nine years later the construction costs alone to build the 16,021 square foot facility were estimated between \$8.7 to \$8.9 million – a 50 percent increase. Including soft costs and escalation, the total project costs were estimated at \$13.4 million, or \$5.8 million more than we received in the state grant approval. Comparing the construction cost increase of 50 percent to the percentage the state's severe pupil grant increased from 2009 to now (23.5 percent), the state grants lag way behind by over 26 percent.

We attempted to redesign the project by scaling down the square footage. One option, a 721 square foot reduction to a 15,300 square foot facility, still resulted in the project being \$1.4 million over budget. The second option, a draconian square foot reduction down to 13,500 square feet and the removal of the restrooms and offices between the special education classrooms, wound up being approximately \$400,000 over budget. While on paper this option was financially palatable, educationally the reduction of the restrooms and offices

between the classrooms was a non-starter for staff as these facilities are integral to the education and operations of the school and the population served.

The sobering reality of not being able to build the project within the state resources left us unable to participate in the second and final Priority Funding Round. Resolved to find a solution to provide updated facilities for the special education students and staff, we went back to the drawing board. With OPSC's approval, we determined that we could gut the existing building keeping the exterior walls and construct the project within the state budget. However, with limited time left to redesign the project and to obtain the necessary state agency approvals before the fall of 2018, the projects' unfunded approvals were rescinded at the June 7, 2018 SAB meeting.

A graphic timeline of the major events is reflected on Exhibit A.

COUNTY POSITION

Solano COE's decade-long pursuit to construct the Center has been a perfect storm of depleted budgets to run our schools, bad timing, episodic bond authority, and insufficient state grants. Our plight is emblematic of why changes need to be made to the Program. While we welcome the opportunity to be a part of the discussions and solutions for a new program, our special education students and their dedicated teachers simply can't wait any longer.

For the reasons stated below, we respectfully request the State Allocation Board:

- 1) Reinstate the unfunded approvals for two Solano COE projects that could not participate in priority funding rounds due to extenuating circumstances and financial hardship status (Office of Public School Construction Applications 50/10488-00-032 and 57/10488-00-027);
- 2) Allow a change in scope to ensure our projects will be completed within the approved grant amounts.

The projects would be apportioned after re-obtaining state agency approvals.

A more detailed explanation of our position follows.

- 1) We still have an unmet need for facilities and funding that can't be remedied any other way than through the state's program.**

Requiring us to reapply will just create another vicious circle of getting plans approved by the various state agencies, waiting for bond authority and sales, and possible expiration of plan approvals in the meantime.

As explained in the Background section above, the Center is in dire need of repair. The School Facilities Program is the only option available to us to complete the work needed as we have no ability to generate local resources to construct the project. We are 100 percent reliant upon the state grants. Without the reinstatement of our unfunded approvals we will be forced to reapply for construction funds only after the project is reapproved by CDE and DSA, by which time the Proposition 51 bond authority will be exhausted. The construction of the facilities would again be delayed and predicated upon a new statewide bond or other state funding source.

2) The SAB currently utilizes the regulations that require districts to participate in the Priority Funding Round process to obtain an apportionment or otherwise be rescinded, but the Board may instead apply alternative regulations that better fit the facts here.

Prior to the State's fiscal crisis beginning in late 2008, the SAB apportioned projects on a first-in, first-apportioned basis regardless of the amount of bond sales planned or consummated⁴. This practice could be accommodated because the SAB had the ability to borrow from the Pooled Money Investment Account in advance of the actual bond sales to make the apportionments. Upon apportionment, a district had 18-months to hire a contractor, request work to start, and to ask the state for the cash. This timeline afforded districts flexibility in bidding, timing construction, and obtaining any financial match required.

However, the availability of cash was severely impacted by the financial crisis requiring that apportionments be made only after bond sales were concretely planned or completed. In direct response to the lack of cash, the decimated economy, and a recognition that the old practice of first-in, first-out "limits the ability to prioritize school construction, stimulate the economy, or create jobs"⁵, the SAB created the Priority Funding Round Process regulations in 2010 to fund construction-ready projects first. These regulations require districts to request an apportionment for a project within no more than a year of receiving an unfunded approval during two "priority funding rounds" held for 30 days starting in November and May of each year. If a district does not participate in one of these rounds, the district's unfunded approval of the project is rescinded. Upon participation in one of the rounds, the project is apportioned after the state holds a bond sale. Districts then have 90-days after apportionment to enter into a contract for the construction of the project, to issue a notice to proceed to the contractor, and to request the state

⁴ Regulations 1859.93 and 1859.93.1.

⁵ SAB Agenda of April 28, 2010, Priorities in Funding item, page 192b.

to release the monies – all under the premise that the truncated timeline would infuse much needed dollars into the economy to create immediate jobs.

These regulations are still being followed today—eight years later—despite an important distinction between the two periods. While the regulations spell out the method of apportioning projects when there is limited cash availability, they continue in operation under the presumption that the economy still needs to be stimulated through the funding of only those projects that are shovel-ready. The current economic landscape is much different now. While the sale of Proposition 51 bonds has been limited, the economy is burgeoning with no need for an infusion of school construction dollars to spur growth. The opposite is true. There's an overwhelming demand for contractors and materials creating a high bid climate and unsustainable prices. As such, the regulations are an unnecessary mandate on when a district must commit to construction.

Alternatively, the SAB can revert to applying and enforcing existing regulations⁶ to apportion projects "in the order of receipt of an Approved Application⁷ for funding." The SAB would only apportion projects with the cash made available from the bond sale provided the project is "Ready for Apportionment"⁸ where all state agency approvals are updated before the projects is funded. Applying these regulations instead would allow our unfunded approvals to be reinstated, result in the apportionment of our projects only after the plans are re-approved by CDE and DSA, and provide us with 18-months to request the cash pursuant to Regulation Section 1859.90.

3) Our request to reinstate the unfunded approvals is functionally the same as requesting a change in project scope.

Allowing our projects to be placed back on the Unfunded List would not create a disadvantage to other districts in line for funding. A district's project application from submittal to funding typically follows the following sequence:

1. Project application is designed and then approved by CDE and DSA.
2. Project application is submitted to OPSC.

⁶ Regulation Sections 1859.93 and 1859.93.1.

⁷ Regulation Section 1859.2 defines the term "Approved Application" as "...a district [that] has submitted the application and all documents to the Office of Public School Construction that are required to be submitted with the application as identified in the General Information Section of Forms SAB 50-01; SAB 50-02; SAB 50-03; and SAB 50-04, as specified in Section 1859.2."

⁸ Regulation Section 1859.2 defines the term "Ready for Apportionment" as "...a final review of an Approved Application has been completed by the OPSC and it has been determined that it meets all requirements of law for an apportionment or eligibility determination, and the OPSC will recommend approval to the Board."

3. OPSC reviews and SAB provides an unfunded approval.
4. Project is apportioned by the SAB and then constructed.

In some instances, districts sometimes encounter unforeseen situations that necessitate a change to the original, approved project scope as approved by OPSC, CDE, and DSA. These situations include but are not limited to beneficial bid climates leading to additional uses of the remaining grants, on-site facility conditions encountered during construction warranting alternative mitigation approaches, and high construction costs requiring the scaling down of the project to meet the budget. These situations can occur after the unfunded approval or after apportionment. In most instances, the change requires the re-review and re-approval of the CDE and DSA.

On nine occasions the SAB has approved district requests to change the scope of a project where new CDE and DSA approvals were required. In none of those circumstances has the SAB required the district to withdraw and resubmit the project application, receive a new application submittal date, or receive a new unfunded approval date.⁹ Our request for reinstatement of the unfunded approvals would be no different. Our applications were submitted with appropriate state agency approvals which were the basis for the unfunded SAB approvals.

In both cases, the SAB is allowing the district's place in line to be preserved based on the original project approval and submittal dates due to extenuating circumstances. Each district is given an opportunity to redesign the project as needed without foregoing its place in line.

4) Our request for a change in the scope of the new construction project is in alignment with the parameters utilized by the OPSC and SAB to determine if the revised project will still meet the requirements for state funding.

Whenever a district desires to change the scope of a project, it must submit an appeal to the SAB requesting approval. With each request, OPSC reviews the following elements to ensure the revised project still meets the requirements of state funding. In each instance, our projects still or will meet the requirements of state funding.

The original intent of the project is maintained.

OPSC Review: OPSC determines if there is a change in the project scope such as the number of classrooms and other core facilities being constructed, pupils being housed, and type of construction that would result in a funding advantage.

⁹ SAB Agenda of September 26, 2018, Report of the Executive Officer on Lake Elementary, page 74.

Our Project: There would be no change from our original to redesigned project. Both projects result in additional pupil capacity being added through the construction of eight new classrooms, a medical therapy unit, and administration area. The type of construction will remain modular.

There is no advantage in the state agency review process or approvals.

OPSC Review: OPSC determines if the scope change could have benefited the district with a shorter CDE and/or DSA plan review time and an earlier apportionment. For example, the plan review of a portable project is usually quicker for DSA to approve so if the scope change is from portable to permanent construction, the district likely was able to submit its application earlier than had a permanent facility been designed. In addition, OPSC used to ensure prior scope changes maintained the existing DSA and CDE approvals. However, the SAB has allowed scope changes contingent upon districts obtaining updated state agency approvals.

Our Project: Our original project, although consisting of pre-approved modular buildings, did not result in a shorter CDE or DSA plan review time due to the addition of enclosed corridors connecting all of the modular buildings. Our original DSA plan approval is expired. We will obtain DSA's approval of the redesigned project before apportionment.

The district still estimates to spend sixty percent of the state grant and match on hard construction costs.

OPSC Review: OPSC ensures that a majority of the state funds are spent on the project approved and not reserved for other capital facility projects in the district.

Our Project: Our redesigned project will still meet the requirement. Any savings must be returned to the state as well since the project qualifies for financial hardship.

The eligibility, amount, and type of grants approved are still justified and adjusted as necessary.

OPSC Review: OPSC determines if the scope changes affect the grant types and amounts previously approved. Adjustments are made as necessary, but don't affect whether the scope change is approved.

Our Project: There may be some minor reductions to our new construction site development grant as the existing building will no longer be demolished. The fire lane and parking lot will not be entirely reconstructed since the existing building envelope will be preserved.

CONCLUSION

While the School Facility Program has generally been a successful program with over \$36 billion in state funds allocated to districts across the state in the last 20 years, it is no secret that there is room for improvement should the program continue. County offices, financial hardship districts, and districts with lower assessed valuations have had a tough time constructing projects due to the inability to go out for local bonds, inadequacy of local resources and state grants, and limitations on bonding capacity and accessing authority, respectively. On top of these issues, stable and predictable funding for capital facilities reigns supreme as one of the major obstacles to solving K-12 infrastructure issues. These issues and suggested improvements were recognized by the SAB and well-documented in various reports prepared by the SAB SFP Review Committee, Center for Cities & Schools, and Little Hoover Commission just to name a few.




We are a county office of education that exemplify these concerns as we have no ability to raise revenue locally, and thus, we are solely reliant upon state funding to address the facility, health, and safety issues at the Center. We attempted on two occasions to utilize state grants to construct the project, but in each attempt, we were unable to do so due to extenuating circumstances. Requiring us to reapply for state funding will just create another vicious circle of obtaining state agency approvals, waiting for bond authority and sales, and the possible expiration of plan approvals in the meantime.

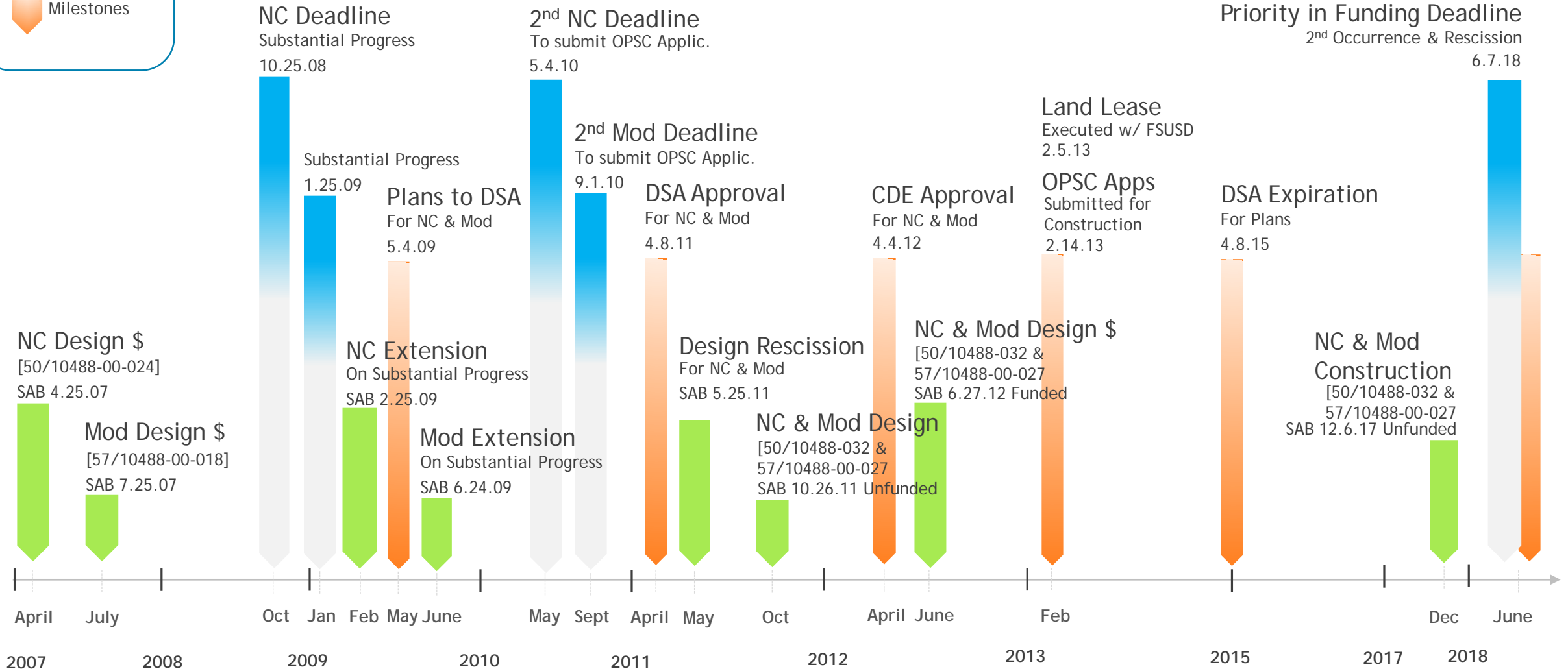
We want to help the state meet these challenges, but we cannot wait for a solution that could be years away. We need assistance now. The County, therefore, respectfully requests the SAB to reinstate our unfunded approvals based on existing regulations and to fund them after the plans are re-approved by CDE and DSA.

MAILROOM
2019 MAR 25 PM 3:16
SCHOOL CONSTRUCTION
OFFICE OF PUBLIC
RECEIVED

T.C. McDaniel Center Project History

Legend:

-  SAB Actions
-  Deadlines
-  Milestones



Financial Crisis: "Great Recession"^[1]

Lack of Bond Authority

^[1] December 2007–June 2009: federalreservehistory.org

Change of Project Scope

BY LINDSAY KEYES, OPSC PROJECT MANAGER

As many of you are aware, each application for funding of the full grant phase of a School Facility Program (SFP) modernization or new construction project is accompanied by a complete set of plans and specifications that have been approved by the Division of State Architect (DSA) and the California Department of Education (CDE). The State Allocation Board's (SAB) full and final grant approval is based on the accompanying plans. Therefore, it is imperative that the apportionment is used for the scope of work contained in that specific set of plans.

To ensure your project meets this requirement and is successful, it is important to structure your bid with flexibility by the use of additive and deductive alternates (see page 5 of this issue of the *Advisory Actions* for more information on this topic). This will allow the project to be modified according to fluctuations in the bid climate or costs of materials. For example, as a result of excellent planning or a good bid climate, the budget for the project may exceed the cost of the work in the plans and a district may consider using those excess funds for additional work that was not contemplated in the plans. Or, the cost of materials for construction may have significantly increased and a district may consider eliminating facilities from the project to stay within the budget. When it comes to classrooms and minimum essential facilities (MEF), meaning libraries, gymnasiums, multi-purpose rooms, and toilets which are necessary and support the traditional classroom environment, there are limited circumstances where a project may deviate from the scope of work outlined in the plans that were included with the application and approved by the SAB.

Additions

It is important to keep in mind that the project may not include the addition of area not proposed in the plans approved by the SAB. This applies to classrooms, MEF and non-classroom, non-MEF space. As stipulated in Regulation Section 1859.51(i)(5), the project may include the construction of more classrooms than needed to house the pupils requested in the application as specified, but these classrooms must have been in the plans submitted with the application. The flexible structuring of the bid documents will accommodate the districts' need to make decisions based on the bid results.

If the project is non-financial hardship, then any project savings may be retained and used for any high priority capital facilities needs or as part of the district's contribution to a future SFP project. This approach would provide an alternative method to later add facilities if the district had not included the additional desired facilities in the plans for the project approved by the SAB. However, the law stipulates that classrooms provided by State or local funding shall be adjusted from the districts' SFP new construction eligibility baseline.

Reductions, Deletions or Modifications

Some flexibility is a recognized part of SFP new construction projects. However, to continue with a project as approved by the Board, the original intent or project scope must be maintained. If modifications are considered by a district, it is critical that the affected State agencies be part of the process and that certain project requirements continue to be met. The State agencies are coordinating efforts in this area to assist districts when these situations arise. Some extenuating circumstances may be considered by the SAB, as outlined in the next column.

CHANGE PROPOSED	PROCEDURE
Deletion of Classrooms	Permitted if: <ul style="list-style-type: none"> The capacity (based on the State loading standard) is sufficient to house the pupils requested in the application CDE and DSA have approved the change The project meets the 60 percent commensurate requirement
Reduction of MEF Area (Facility remains but the square footage is reduced.)	Permitted if: <ul style="list-style-type: none"> The remaining area proposed meets minimum MEF square footage requirements DSA and CDE have approved the change The project meets the 60 percent commensurate requirement Original intent/purpose of project is maintained
Deletion of MEF Area* *New School Allowance may be reduced or eliminated	Permitted if: <ul style="list-style-type: none"> Case-by-case review and approval by CDE DSA has approved the change Case-by-case consideration and approval by the Office of Public School Construction (OPSC)/SAB The project meets the 60 percent commensurate requirement
Deletion of Non-Classroom, Non-MEF Area	Permitted if: <ul style="list-style-type: none"> DSA and CDE have approved the change The project meets the 60 percent commensurate requirement
Permanent to Modular Construction	Permitted if: <ul style="list-style-type: none"> DSA and CDE have approved the changes The project meets the 60 percent commensurate requirement Original intent/purpose of project is maintained
Modular to Permanent Construction	Not permitted as part of the original project, because the project would receive an inequitable funding advantage due to the timing of the DSA plan approval. Districts may consider reapplication, so the desired type of construction can be built.
Changing the Placement of a Building (i.e., Site conditions discovered in the footprint of construction warrant building placement alteration; however, the building size and function does not change.)	Permitted if: <ul style="list-style-type: none"> DSA and CDE have approved the change Original intent/purpose of project is maintained

If you have any questions or you have a situation that is not addressed in this article, please contact your OPSC Project Manager for more information.

REPORT OF THE EXECUTIVE OFFICER
State Allocation Board Meeting, August 28, 2019

FUNDING ORDER OF
CAREER TECHNICAL EDUCATION FACILITIES PROGRAM APPLICATIONS

PURPOSE OF REPORT

To seek Board direction regarding potential regulatory changes to alter the funding order of the Career Technical Education Facilities Program (CTEFP) applications.

DESCRIPTION

During the processing of applications of the two most recent (fourth and fifth) funding cycles of CTEFP, Staff received a number of comments from stakeholders expressing concerns with the current funding order prescribed in School Facility Program (SFP) Regulations. From the third funding cycle forward, regulations stipulate that CTEFP funds be apportioned based on the career technical education (CTE) plan score and locale (Urban, Suburban, or Rural). The applications are ordered by highest overall plan score and locale with tie-breaker protocols, as needed. The highest scoring application in each locale is selected for funding and then the pattern is repeated until applications or funds are exhausted.

The CTE plan score is assigned by the California Department of Education (CDE) based on statutory criteria. The locale is verified using information from the Federal National Center for Education Statistics (NCES) to determine whether the project's school site is located within an urban, suburban or rural area.

In response to concerns over the current funding order, Staff presented multiple funding distribution scenarios to illustrate the impact of changes and obtain feedback at stakeholder meetings held in Sacramento and Long Beach on July 24 and August 14, 2019, respectively. Links to the stakeholder meeting items can be found at the following locations:

July 24, 2019 Meeting:

https://www.dgs.ca.gov/-/media/Divisions/OPSC/Agenda-Items/2019/07-July/CTE-Stakeholder-Meeting-Item_ADA.ashx?la=en&hash=A0AEDCAF66D610E99461759CFAA38E8BB2AEB3CC

August 14, 2019 Meeting:

https://www.dgs.ca.gov/-/media/Divisions/OPSC/Agenda-Items/2019/08-August/08142019_StakeholderMeeting2_AgendaItem.ashx?la=en&hash=5AF853CD12B31940EC0FA3C2FD001DD12F5C8A96

Staff is presenting the results of those meetings and is seeking State Allocation Board (Board) direction potential regulatory changes in the funding order of CTEFP applications.

AUTHORITY

See Attachment A.

BACKGROUND

The current regulations for CTEFP were developed as a collaborative effort between the Office of Public School Construction (OPSC), CDE, and stakeholders through Implementation Committee meetings in August, October, and December 2006. The Board adopted the regulations in January 2007. In developing the regulatory funding order, the programmatic goal was to achieve equitable distribution of funding across the state in accordance with the originating statute:

BACKGROUND (cont.)

Education Code Section 17078.72(b) states:

The State Department of Education, in cooperation with the Chancellor's Office of the California Community Colleges, the Labor and Workforce Development Agency, and industry groups, shall develop criteria and pupil outcome measures to evaluate the program. The criteria shall ensure *equity*, program relevance to industry needs, and articulation with more advanced coursework at the partnering community colleges or private institutions. (*Emphasis added*)

Initially, equity was achieved through the assignment of locales and distributing the funding in the first two funding cycles by Service Regions. In anticipation of strong interest in the program for those first two cycles and the uncertainty of the amount of funds that might remain, the third and any subsequent funding cycles were designed to be based on site locale and score only. Thus making the distribution of funds a statewide competition.

History of Service Region Allocation in Cycles 1 and 2

In the first and second CTEFP funding cycles, the total funding allocated to each funding cycle was prorated among 11 Service Regions based on the total high school attendance of each service region. The 11 Service Regions align with the California County Superintendents Educational Services Region as shown on Attachment B. Service Regions are comprised of a group of counties, with the exception of one (Region 11 – Los Angeles) which is a single county. All applications within a Service Region were ranked in order of highest CTE plan score and assigned a locale. The highest ranked application in each of the three locales was apportioned, and then the pattern was repeated until funds or applications were exhausted

A virtual 12th region was used to pool funds remaining from Service Regions that were undersubscribed for applications that could not be apportioned in Service Region(s) that was oversubscribed. The funds were then apportioned in the same manner as described above.

Locale Codes

To determine each applicant's locale, OPSC uses codes determined by NCES. The NCES assigns a locale code to each school site in the United States. NCES uses 12 Locale Codes to classify the location of the site in relation to urban centers and population as follows:

11- City, Large	21- Suburb- Large	31- Town, Fringe	41- Rural, Fringe
12- City, Midsize	22- Suburb Midsize	32- Town Distant	42- Rural, Distant
13- City, Small	23- Suburb, Small	33- Town, Remote	43- Rural, Remote

In a September 2006 Board item, SFP Regulations were amended to align with numbering changes (single digit to double digit locale designations) adopted by NCES. The following SFP Regulation Definitions were adopted for this purpose:

“Rural Area” shall be a school with a locale code of 41, 42 or 43 as classified by the National Center for Education Statistics (NCES).

“Suburban Area” shall be a school with a locale code of either 21, 22, 23, 31, 32 or 33 as classified by the NCES. (Note that currently the Suburban locale includes the Town locale codes.)

“Urban Area” shall be a school with a locale code of 11, 12 or 13 as classified by the NCES.

STAFF ANALYSIS/STATEMENTS

In the fifth CTEFP funding cycle, OPSC received 220 applications. Following current SFP Regulations, applications were ordered by highest overall plan score and locale (Urban, Suburban and Rural). The highest scoring application in each locale was selected for funding and then the pattern was repeated until funds were exhausted. Approximately 90 percent of the applications received represented the Urban and Suburban locales, and only 10 percent represented the Rural Area locale. However, over 95 percent of the applications in the Rural Area local were funded, and only 26 percent in the Urban and 23 percent in Suburban Area locales were funded. As a result, a higher minimum CTE plan score was needed within the Suburban and Urban locales to receive funding. The breakdown applications and locale is presented in the table below:

Distribution of Actual Cycle 5 Funding by Locale

Locale	# of Projects Funded	\$ Value	# Projects Submitted	% of Projects Funded	Lowest Score Funded
Urban	24	\$43,627,315	91	26.4%	127.0
Suburban	24	\$41,357,185	106	22.6%	131.5
Rural	22	\$37,378,447	23	95.7%	111.5

Concerns Expressed in Cycles 4 and 5

During the fourth and fifth funding cycles, some stakeholders expressed concern about the equity of the funding order described above, specifically about the assignment of the NCES Town Locale codes to the SFP definition of a Suburban Area. In addition, some stakeholders expressed an interest in considering a return to the Service Region funding model that was used in the first and second CTEFP funding cycles.

In response to comments received, Staff developed alternative CTEFP funding distribution scenarios to illustrate the impact of such changes to the current funding order, which were then presented for consideration and comment at two open, public stakeholder meetings held in Sacramento and Long Beach (options summarized in the table below). Each scenario demonstrates potential changes in project funding order. The options presented included changes to the locale code groupings for the Town locale from Suburban to Rural, the re-introduction of Service Regions as an additional factor based on the percentage of High School Student Enrollment within each Service Region, or making no changes at all.

SCENARIO	Description of Potential Change to Funding Order
1	Move Town codes from Suburban to Rural. Retain current funding order.
1b	Move Town codes from Suburban to Rural. Distribute funding proportionally by number of approved applications received in each locale. Fund eligible applications in order from highest to lowest score in each locale.
2	Distribute funding to the 11 Service Regions proportionally by High School enrollment. Use current funding order within each Service Region, locale and highest score (mirrors Cycles 1 and 2).
3	Fund applications in order of highest to lowest CTE Plan Score.
4	Move Town codes from Suburban to Rural. Distribute funding to the 11 Service Regions proportionally by High School enrollment. Use current funding order within each Service Region, locale and highest score (mirrors 1 st and 2 nd CTEFP Cycles).

STAFF ANALYSIS/STATEMENTS (cont.)

Descriptions of Scenarios and Considerations

Scenario 1 – Move Town Codes to Rural

In this scenario, the current funding order model that combines CTE plan score and locale is maintained with one change. The NCES codes for Town are moved from the current SFP Regulation Definition of Suburban Area to Rural Area.

Considerations:

- Applicants with the Town code, and the majority of stakeholders submitting feedback, believe that the geographic locations of schools with a Town locale designation fit more accurately in the Rural Area locale.
- Applicants who are more similarly situated would be competing against one another in all three locales.
- Applicants with the highest CTE score in each locale will still be funded first.
- With more potential applications being received in the Town/Rural Area locale, merit-based competition in the Rural Area locale may increase.
- Maintains the concept of providing funding to various types of communities.
- More evenly distributes applications between the three locales.

Scenario 1b - Move Town Codes to Rural and Prorate Funding by Locale

A hybrid version of Scenario 1, this scenario shifts the Town designation into the Rural locale and distributes the available CTEFP funding by the number of Approved Applications OPSC receives per locale, proportional to total applications received. Funding by locale would fluctuate from cycle to cycle depending on the number of applications received in a given cycle.

Considerations:

- Applicants with the Town code, and the majority of stakeholders submitting feedback, believe that the geographic locations of schools with a Town locale designation fit more accurately in the Rural Area locale.
- Because the proration of funds within each locale would be based on the raw number of Approved Applications received, the prorated amount may include applications that may never be processed to determine if they are eligible for funding.
- Applicants with the highest CTE score in each locale will still be funded first.
- With more potential applications being received in the Town/Rural Area locale, merit-based competition in the Rural Area locale may increase.
- Maintains the concept of providing funding to various types of communities.
- More evenly distributes applications between the three locales.

Scenario 2 – Reintroduce Service Region Model with no Change to Locale

This scenario reintroduces a funding distribution methodology based on Service Regions employed during the first two CTEFP funding cycles.

There was minimal support received during stakeholder meetings for a return to the Service Region model of funding. One of the main concerns expressed is that, given that an applicant or district has no control over which Service Region they are placed, the focus on funding distribution using a Service Region methodology then becomes overly dependent on location, as opposed to the merit achieved by the CTE plan score. Additionally, stakeholders expressed concern over the difficulty of establishing a relationship between the number of CTE programs or CTEFP applications and the amount of funding available in each Service Region.

STAFF ANALYSIS/STATEMENTS (cont.)

Considerations:

- Stakeholders find the region boundaries to be arbitrary in nature, with no quantitative rationale for their formation.
- There is a concern that the composition of districts within each county, within a given Service Region, is not representative of all of its communities.
- Stakeholders expressed that a proration of funding based on high school enrollment is not necessarily representative of students served by CTE programs in a given area.
- A Service Region could be allocated a disproportionate amount of funding as compared to other Service Regions when less applications are submitted by that region.
- Applicants with the highest CTE score in each locale will still be funded first.

Scenario 3 – Funding Order by CTE Plan Score Only

In this scenario, total funding available in a given CTEFP cycle is distributed based solely on CDE score rankings alone in order of highest to lowest, regardless of locale designation. Funding is allocated based solely on the CTE plan score, which reflects the factors outlined in the statute, including high school enrollment, industry needs, labor market trends, and the number of students in the program.

Considerations:

- Regional differences are not accounted for, which could inadvertently have the effect of disadvantaging some lesser-resourced districts who lack the resources to compete effectively with larger, better-resourced districts.
- Using actual Cycle 5 funding application data, the results were disproportionate amongst locales with well over half of the projects receiving funding located in the Suburban Area locale (36 of 63 projects), which does not seem to align with the statutory guidance to provide program equity.

Scenario 4 - Reintroduce Service Region Model and Move Town Codes to Rural

In this scenario, projects with a NCES Town locale designation are moved to the Rural Area locale with funding prorated (and capped) by High School Enrollment within the 11 Service Regions. The same disadvantages associated with Scenario 2 are similarly present here, although shifting the Town locales from Rural to the Suburban category could have the effect of a more equitable distribution of funding as compared to Scenario 2.

Considerations:

- Stakeholders find the Service Region boundaries to be arbitrary in nature, with no quantitative rationale for their formation.
- There is a concern that the composition of districts within each county, within a given Service Region, is not representative of all of its communities.
- Stakeholders expressed that a proration of funding based on high school enrollment is not necessarily representative of students served by CTE programs in a given area.
- A Service Region could be allocated a disproportionate amount of funding as compared to other Service Regions when less applications are submitted by that region.
- Applicants with the highest CTE score in each locale will still be funded first.
- With more potential applications being received in the Town/Rural Area locale, it may increase merit based competition in the Rural Area locale category.
- Maintains the concept of providing funding to various types of communities.
- More evenly distributes applications between the three locales.

STAFF ANALYSIS/STATEMENTS (cont.)

Conclusion

Stakeholders expressed tentative support for Scenarios 1b and 4, mixed with minimal support for Scenarios 2 and 3. However, Staff did not observe overwhelming consensus favoring one scenario option over another. One clear takeaway from both stakeholder meetings and from the written correspondence that was received, is that there is consensus to move sites classified by NCEC as Town from the SFP definition of Suburban Area to Rural Area. The following table shows the breakdown of applications if this change were applied to Cycle 5:

Distribution of Cycle 5 Funding with Town Moved to Rural

Locale	# of Projects Funded	\$ Value	# Projects Submitted	% of Projects Funded	Lowest Score Funded
Urban	20	\$36,025,021	91	22%	128.0
Suburban	21	\$36,340,243	78	27%	131.0
Rural	21	\$51,271,272	51	41%	129.0

Staff recommends making this shift and agrees that it will help equalize the number of applications funded across all three locales. Thus, Staff is seeking Board direction regarding changes to the current funding order outlined in SFP Regulations for future CTEFP funding cycles. If directed to do so, Staff will prepare proposed regulatory changes for presentation at a future Board meeting.

A detailed summary of stakeholder feedback and comments received are included as Attachment C.

RECOMMENDATIONS

1. Move the Town Area locale from Suburban to Rural. This would require regulatory amendments to existing definitions of Suburban Area and Rural Area.
2. Provide that any proposed regulatory amendments adopted as a result of this item be applied to CTEFP Cycle 6 projects.

The State Allocation Board approved this Item on August 28, 2019.

ATTACHMENT A

AUTHORITY

School Facility Program (SFP) Regulations

SFP Regulation Section 1859.2 Definitions state in part:

...

“Rural Area” shall be a school with a locale code of 41, 42 or 43 as classified by the National Center for Education Statistics (NCES).

...

“Service Region” means one of the eleven service regions of the California County Superintendents Educational Services Association.

...

“Suburban Area” shall be a school with a locale code of either 21, 22, 23, 31, 32 or 33 as classified by the NCES.

...

“Urban Area” shall be a school with a locale code of 11, 12 or 13 as classified by the NCES.

...

SFP Regulation Section 1859.196 states in part:

(d) For the third and any subsequent cycles, the Board shall apportion funds regardless of Service Region.

(1) Funds shall be apportioned to the highest ranked project in each locale. In order to continue this funding process, one project from each locale must be apportioned. If there are no applications in a given locale(s), projects will be apportioned in the remaining locale(s).

(2) The process will continue until the applications or funds are exhausted, whichever comes first.

(3) In the event two or more applications have the same career technical education plan score, the Board shall approve the applications in the following order:

(A) The application with the highest total score in all weighted areas of the career technical education plan score identified in Education Code Section 17078.72(j).

(B) The applicant without a Career Technical Education Facilities Project in the immediate prior funding cycle or without an Approved Application for Career Technical Education Facilities Project Funding that will receive funding in the current cycle.

(C) After the above criteria have been applied, a lottery system may be used to determine the final funding order.

(e) If an Approved Application for Career Technical Education Facilities Project Funding within any funding cycle cannot be fully apportioned because insufficient funding is available, the applicant may either accept the available funding as the full and final apportionment for the project or refuse funding entirely. If funding is refused, the Board shall consider funding the next project eligible for an apportionment pursuant to this Section.

(f) For any Approved Application for Career Technical Education Facilities Project Funding not apportioned pursuant to this Section, the application shall be returned to the applicant. An Approved Application for Career Technical Education Facilities Project Funding returned to the applicant may be resubmitted during a subsequent application acceptance period identified in Section 1859.191, provided the application meets the eligibility criteria in Section 1859.192.

ATTACHMENT A

AUTHORITY

EDUCATION CODE

CHAPTER 12.5., ARTICLE 13. Career Technical Education Facilities Program [17078.70 - 17078.72]

(Article 13 added by Stats. 2006, Ch. 35, Sec. 11)

17078.70.

(a) For the purposes of this article, "reconfiguration" means any modification of a structure of any age that will enhance the educational opportunities for pupils in existing middle and high schools in order to provide them with the skills and knowledge necessary for high-demand technical careers.

(b) "Reconfiguration" may include limited new construction necessary to accommodate the reconfiguration.

(Added by Stats. 2006, Ch. 35, Sec. 11. Effective May 20, 2006. Operative after November 7, 2006, pursuant to Sec. 25 of Ch. 35 and adoption of Prop. 1D.)

17078.72.

(a) The Career Technical Education Facilities Program is hereby established to provide funding to qualifying local educational agencies for the purpose of constructing new facilities or reconfiguring existing facilities, including, but not limited to, purchasing equipment with an average useful life expectancy of at least 10 years, to enhance educational opportunities for pupils in existing high schools in order to provide them with the skills and knowledge necessary for the high-demand technical careers of today and tomorrow.

(b) The State Department of Education, in cooperation with the Chancellor's Office of the California Community Colleges, the Labor and Workforce Development Agency, and industry groups, shall develop criteria and pupil outcome measures to evaluate the program. The criteria shall ensure equity, program relevance to industry needs, and articulation with more advanced coursework at the partnering community colleges or private institutions.

(c) The program shall be based on grant applications administered by the board.

(d) Grants shall be allocated on a per-square-foot basis for the applicable type of construction proposed or deemed necessary by the board consistent with the approved application for the project.

(e) New construction grants shall not exceed three million dollars (\$3,000,000) per project per schoolsite, inclusive of equipment, and shall only be allocated to comprehensive high schools that have an active Career Technical Advisory Committee pursuant to Section 8070, in either of the following methods:

(1) For a stand-alone project on a per-square-foot basis for the applicable type of construction proposed, based on the criteria established pursuant to subdivision (b), consistent with the approved application for the project.

(2) For new school projects, as a supplement to the per pupil allocation pursuant to Section 17072.10. The supplement is intended to cover excess costs uniquely related to the facilities required to provide the career technical education program or programs.

(f) Modernization grants shall not exceed one million five hundred thousand dollars (\$1,500,000) per project per schoolsite, inclusive of equipment and may be awarded to comprehensive high schools or joint power authorities currently operating career technical education programs that have an active Career Technical Advisory Committee pursuant to Section 8070 for the purpose of reconfiguration. For comprehensive high schools, the grant shall be supplemental to the per pupil allocation pursuant to Section 17074.10. The supplement is intended to cover excess costs uniquely related to the facilities required to provide the career technical education program or programs.

(g) (1) A school district shall contribute from local resources a dollar amount that is equal to the amount of the grant of state funds awarded under subdivisions (d), (e), and (f). The required local contribution may be provided by private industry groups, the school district, or a joint powers authority.

(2) A school district shall not be required to demonstrate that it has unhoused pupils or that a permanent school building is more than 25 years old in order to receive a grant under the program.

(h) The program shall allow the required local contribution to be paid over time if sufficient local funds are not immediately available. The board may provide for a repayment schedule consistent with subparagraphs (C) and (D) of paragraph (1) of subdivision (a) of Section 17078.57. The board shall not waive the required local contribution on the basis of financial hardship or on any other basis.

(i) Applications shall meet the criteria developed under subdivision (b) and shall require all of the following:

ATTACHMENT A

AUTHORITY

- (1) A clear and comprehensive career technical education plan for each course of study applicable to the instructional space.
- (2) Projections of pupil enrollment.
- (3) Identification of feeder schools, industry partners, and community colleges or other postsecondary schools participating in the development, articulation, and review of the educational program.
- (4) Evidence of approval of the plan by the entities listed in paragraph (3).
- (5) The method by which accountability for pupil enrollments and outcomes will be maintained. Outcomes shall include, but are not limited to, certificate completion, the successful entry of pupil to employment in the applicable industry, and successful transition to post-secondary institutions for work in the applicable industry or other areas of study.
- (6) Evidence of coordination with all feeder schools, middle schools, and high schools within the area to ensure that the project and programs complement career technical education offerings in the area.
- (7) Evidence that upon completion of the project the local educational agency will meet all of its obligations under Section 51228 relating to career technical education.
- (j) Applications shall give weight to the number of pupils expected to attend, the cost per pupil, financial participation by industry partners in the construction and equipping of the facility, commitment to accountability for outcomes and participation, the strength and relevance of the educational plans to the needs of industry for qualified technical employees applicable to the economic development needs of the region in which the project will be located, and coordination and articulation with feeder schools, other high schools, and community colleges.
- (k) The Office of Public School Construction shall develop and the board shall approve regulations to implement this article on or before April 19, 2007, and the board may promulgate those regulations first on an emergency basis, which shall be effective for no more than 12 months, after which any permanent regulations shall be promulgated in accordance with the Administrative Procedure Act (Chapter 3.5 (commencing with Section 11340) of Part 1 of Division 3 of Title 2 of the Government Code).
- (l) Notwithstanding paragraphs (e) and (f), a project approved pursuant to this section is also eligible for an incentive grant from the funds specified in paragraph (8) of subdivision (a) of Section 101012 if the project meets the criteria prescribed in that section.

(Amended by Stats. 2011, Ch. 622, Sec. 2. (SB 128) Effective January 1, 2012.)

ATTACHMENT B

The Eleven Service Regions of California County Superintendents Educational Services Association (CCSESA)



Attachment C

Summary of Stakeholder Feedback for CTEFP Funding Order

July 24, 2019 Stakeholder Meeting, Sacramento CA

Stakeholders expressed a desire for Staff to develop options that may result in a different funding distribution methodology utilized for future funding rounds than is currently outlined in CTEFP Regulations. Feedback was favorable of the Board's decision to apportion the entire remaining \$250 million in bond authority from Proposition 51 in one final round as this would allow additional lower-scoring applications (among all locales) to have a greater probability of receiving funding. Stakeholders also offered suggestions for changing the equitable funding distribution approach with the remaining CTEFP bond authority, including funding based on a proportion of overall high school enrollment, by district or region population, by industry needs, through analysis of labor market trends and community impact, or by the overall merit of the specific project. Stakeholders also reiterated the importance of remaining focused on the ultimate benefactors of the CTE program, the students.

Stakeholder feedback from this meeting emphasized that rural districts often have fewer available resources than their urban or suburban counterparts in preparing and submitting a CTEFP application, and yet find themselves in direct competition against better-resourced suburban districts due to the current inclusion of the NCES Town designation within the Suburban Area locale. Additionally, due to a historically larger applicant pool and greater competition within the Suburban Area locale category, districts assigned a Town locale designation would have a greater likelihood of receiving funding if they were to be reclassified under the Rural Area locale.

Stakeholders also noted that the NCES classification is designated by school site and not district, which results in the possibility of larger districts having schools that are able to compete in all locale categories (Rural, Suburban, Urban), whereas smaller districts, by virtue of fewer eligible school sites concentrated in a smaller geographical area, may only be able to compete in one or two locale categories. In addition, stakeholders indicated that the Rural Area designation, and to some extent the Suburban Area designation, are typically temporary locale designations. Over time, increasing development on the lands abutting a school site could lead to a reclassification of a particular site from Rural to Suburban (as the urban center develops and grows closer in proximity to a fixed school site location) and, later, from Suburban to Urban. It was further noted the locale designation methodology used by NCES could potentially place older sites, built in smaller communities, at a disadvantage, as they would potentially be classified as Suburban regardless of the size of the community or district.

Support for Moving Town Locale to Rural, and for Enrollment Based Proration of Funds

In evaluating the various funding scenarios presented at the July 24, 2019 meeting, many stakeholders indicated support for Scenario 1 whereby projects assigned an NCES locale code of 31, 32 or 33 (Town designations) would be shifted from the Suburban Area locale to the Rural Area locale and compete for CTEFP funding along more competitively balanced lines.

Other stakeholders supported Scenario 4, as a variation whereby, after shifting the Town designation to Rural, project funding would be prorated by high school enrollment totals within each Service Region, then ordered by highest score within each locale.

Another idea that was discussed by a few other stakeholders expressed support for funding solely by CDE grant application score, regardless of locale, and noted the CDE application score already considers and incorporates such factors as high school enrollment, industry needs, labor market trends, and the number of students in the program.

Attachment C

Stakeholder feedback also included consideration to discontinue funding by Service Regions over concerns regarding the method used to determine service region boundaries.

Lastly, stakeholders expressed concern regarding Scenario 3a which would provide funding based on CDE plan score alone. Further discussion was offered regarding the transparency of CDE's grant application scoring process and noted scoring discrepancies for the same application between Cycle 4 and Cycle 5. Stakeholders also requested more real-time data from OPSC regarding the number of applications received and processed for funding in any given cycle and communicating this data to all stakeholders.

August 14, 2019 Stakeholder Meeting; Long Beach, CA

The majority of stakeholders in attendance represented medium to large size school districts (50K students or more). The feedback received during this stakeholder meeting was informative, detailed, and varied. The common thread among the comments seemed to be in support of moving the Town locale into the Rural category.

New Option to Consider

In addition to the scenarios already presented for stakeholder consideration during the July 24, 2019 meeting, a new proposal was presented representing a hybrid version of Scenario 1. The separate scenario, labeled Scenario 1b, would shift the Town locale designation codes into the Rural category and then distribute the available funding on a prorated basis based on the number of applications submitted within each locale against total applications received (in all locales). In this manner, Scenario 1b ties the funding distribution directly and proportionally to the number of applications received per locale, proportional to total applications received, with the corresponding funding distributed accordingly.

Rural Locales & Perceived Disproportionate Funding

One stakeholder felt that the current regulatory funding method is designed to favor rural communities and districts located within the northern parts of the state and the Central Valley, and felt that these regions no longer needed the extra financial help. The stakeholder also mentioned that students in the Rural category receive a disproportionate amount of funding per student when compared against students in the other two categories, and even more so when compared to how much tax revenue Rural communities generate. The stakeholder pointed out that the CDE grant application score already considers the projected number of students in the program as well as labor market trends. The stakeholder further expressed a desire to fund based on Scenario 2 or Scenario 4.

Acknowledgement of Urban Locale Challenges

Yet other stakeholders stated that, while acknowledging Rural districts often face distinct and specific challenges in applying for CTEFP funding, Urban districts similarly face unique challenges inherent to their locale designation. These stakeholders felt that the current funding methodology favors sites located within districts located within the Rural Area locale over those located in the Urban Area locale, and would like to see the funding focused more equitably towards the Urban Area locale.

Proration by Number of Students or Number of Applicants per Locale Category

One stakeholder further indicated a preference that the available funding be prorated in some manner utilizing the number of students in each locale as a criterion. The stakeholder expressed tentative support for Scenarios 2 and 4 while also expressing concerns over cost escalation during the time elapsed between applying for funding, and receiving CTEFP funding (i.e., construction costs escalating in excess of original CTE budget

Attachment C

projections), and would like to see more frequent apportionments as opposed to the current Priority Funding model.

Another stakeholder expressed strong support for Scenario 1B and would like to see the Town locale moved to the Rural category, with the amount of funding prorated among each locale category based on the number of applications received, and for projects to be funded in order of CDE score up to the maximum amount of funding available by locale.

Merit Based Distribution of Funds

Another stakeholder expressed dissatisfaction with the current funding methodology and would prefer to see the merit of the application be valued (weighted higher) over an application's locale. The stakeholder also suggested limiting the number of applications being funded at one site. Of all the funding distribution options presented, the stakeholder supported Scenario 1b the most, but indicated an openness to other suggestions as well.

Some stakeholders also wanted a greater focus to be given to the CDE score when determining funding order, as the score takes into account the number of students served and local labor market information, among other application-specific information.

Additional Factors for Funding Order

One additional stakeholder felt that the current funding methodology was unfair to districts within the Town locale, and would like an applicant's socioeconomic status to be a component in determining the funding order.

Feedback Received Outside of Stakeholder Meetings (Email & Written Correspondence)

At both meetings, OPSC encouraged stakeholders, both in attendance and not, to provide feedback either by email, letter, or phone. The feedback received outside of the two stakeholder meetings is summarized below:

Apportion Funds to Unfunded Applications from Cycle 5

One stakeholder expressed a desire for the next funding round to be limited to applications submitted but not funded in Cycle 5. This method was suggested as a way to mitigate the effects of increasing cost escalation as well as to expedite the apportioning of CTEFP funds.

Remove Locales as a Funding Methodology in Favor of Merit and/or High Student Enrollment

One stakeholder submitted written feedback that four of its five applications in Cycle 5 had scores that were high enough to have received funding had they been located in the Rural locale. As it stands, those applications were located in the Urban locale and thus did not score high enough to receive funding.

Additionally, the three locales do not equally divide the state's population. Thus, the stakeholder maintains that the locale based system creates a structured inequity that places schools located in more densely populated areas of the state at a disadvantage when competing for CTEFP funds.

The stakeholder would like to see funding distributed based on merit and the number of high school students served. As such, the stakeholder expressed support for Scenarios and 4, as they prorate the amount of funding by high school enrollment.

Attachment C

Support for Shifting Town from Suburban to Rural

One stakeholder wrote expressing a desire to see the Town locale to be moved into the Rural category as a way of balancing the number of total applicants in each category and bolstering the Rural applicant pool so that there is more competition in the Rural category. Additionally, the stakeholder feels that applicants with the Town locale generally have fewer resources than the larger, truly Suburban districts, and shifting the Town locale into the Rural category will assist otherwise disadvantaged applicants.

Opposition to Service Region Model

A stakeholder expressed opposition to returning to a service region funding model, as the regions are fairly arbitrary and unnecessarily complicated. The stakeholder feels that it would be impractical to establish a quantitative relationship between the number of CTE programs and the service regions, thus making it impossible to guarantee equity between regions as it relates to CTE programming. Additionally, the stakeholder stated that utilizing a service region method would likely result in some high scoring applications going unfunded and some low scoring applications receiving funding due to the possibility of regions with a low number of applications receiving a disproportionate amount of funding.

Lastly, the stakeholder felt that service regions would add unnecessary confusion as the remaining funding in each service region that would not be enough to fund any projects would be challenging to reallocate.

Support for Scenario 1b

One stakeholder wrote expressing support for Scenario 1b, as moving the Town locale to the Rural category would create a more balanced pool of applicants across all three categories. Additionally, the stakeholder felt that prorating the amount of funding per locale by the number of applications received in each locale will lead to more scoring parity.

Conclusion

Over the course of feedback and comment received over two stakeholder meetings, and vis a vis comments received electronically or by telephone, stakeholders expressed tentative support for Scenarios 1b and 4, with minimal support for Scenarios 2 and 3, while simultaneously expressing that they would be open to hearing different funding scenario options than those presented, should any be presented.

Applicants who submitted applications OPSC, but were not funded in the fifth cycle must reapply, as the Board took action on June 26, 2019 to allocate the remaining \$250 million in bond authority to the sixth CTEFP funding cycle.

Tentative Workload

September 2019

ACTION ITEMS

REPORTS, DISCUSSION and INFORMATION ITEMS

Standard Information Items

FINANCIAL REPORTS

Status of Fund Releases

Status of Funds

Tentative Workload

October 2019

ACTION ITEMS

REPORTS, DISCUSSION and INFORMATION ITEMS

Standard Information Items

FINANCIAL REPORTS

Status of Fund Releases

Status of Funds

Tentative Workload

December 2019

ACTION ITEMS

REPORTS, DISCUSSION and INFORMATION ITEMS

Standard Information Items

FINANCIAL REPORTS

Status of Fund Releases

Status of Funds

APPEALS Received as of July 31, 2019

Appeal Received Date	District/County	Tentative SAB Date*	Description
1/16/19	Los Angeles Unified School District/Los Angeles	TBD	District is requesting to use construction contract and change order amounts as a cost estimate for a Facility Hardship project.
1/25/19	Pixley Union Elementary School District/Tulare	9/2019	District requests approval of a new construction application for funding based on new construction eligibility using an alternate year for eligibility determination than the year in which the application was to be processed.
5/13/19	McFarland Unified School District/Kern	9/2019	District requests to use new construction eligibility at the time the funding application was originally submitted.
5/17/19	Los Angeles Unified School District/Los Angeles	9/2019	District requests allowance of certain equipments as part of the Career Technical Education Facilities Program (CTEFP) grant for three projects.
6/13/19	Laytonville USD/Mendocino	9/2019	District request a change of scope for an approved CTEFP project.
7/29/19	Mountain Valley USD/Trinity	9/2019	District request to use savings from a Facility Hardship project towards another Facility Hardship project.
6/6/19	San Marcos Unified/San Diego	10/2019	District requests to use new construction eligibility at the time of application submittal.
10/17/17	San Bernardino City USD/San Bernardino	10/2019	For three modernization projects, District requests OPSC to recognize expenditures after each project was deemed complete.

*Please note: Tentative SAB Date is not a guaranteed meeting date and may be subject to change.

STATE ALLOCATION BOARD MEETING DATES

The State Allocation Board (SAB) meeting dates for the 2019 calendar year are as follows:

<u>Board Date</u>	<u>Type of Meeting</u>
September 25, 2019*	Monthly (Consent/Appeals/Action)
October 23, 2019*	Monthly (Consent/Appeals/Action)
December 2019*	Monthly (Consent/Appeals/Action)

*The projected dates and time will be determined upon the discussion with the Vice-Chair and Chair based on workload.

The SAB meets in different rooms within the State Capitol at 4:00 p.m. when the State Legislature is in session and at 2:00 p.m. when the State Legislature is out on recess. Due to scheduling changes within the Legislature, some of the SAB meetings may be canceled or changed with short notice.

INFORMATION ITEM

SCHOOL FACILITY PROGRAM NEW CONSTRUCTION AND MODERNIZATION UNFUNDED LIST (as of June 26, 2019)

The New Construction and Modernization projects on this list have received an “unfunded” approval by the State Allocation Board (SAB). Note that an “unfunded” approval does not guarantee a future apportionment by the SAB.

Published monthly in the SAB Agenda.

This report is also on OPSC’s Website at:
www.dgs.ca.gov/OPSC/Resources

Unfunded Approvals as of
June 26, 2019 SAB

County	School District	Application Number	Program	Approval	Received Date	SAB Unfunded Approval	Financial Hardship Apportionment	Loan	State Share	Total Apportionment	Cumulative Amount	Submitted Certification Letter May 2019	Grant Agreement Received as of 05/29/2019	
LOS ANGELES	LOS ANGELES UNIFIED	58/64733-00-003	Rehabilitation	G	6/27/2018	10/24/2018	\$0.00	0.00	\$800,593.00	800,593.00	800,593.00	Yes	No	
SAN DIEGO	ESCONDIDO UNION ELEMENTARY	58/68098-00-001	Rehabilitation	G	9/14/2017	1/22/2019	0.00	0.00	536,180.88	536,180.88	1,336,773.88	Yes	No	
ORANGE	ANAHEIM UNION HIGH	51/66431-00-001	Facility Hardship	G	10/17/2018	3/27/2019	0.00	0.00	2,531,711.56	2,531,711.56	3,868,485.44	Yes	No	
TULARE	PIXLEY UNION ELEMENTARY	58/72041-00-001	Rehabilitation	G	11/16/2018	3/27/2019	203,460.00	0.00	305,190.00	508,650.00	4,377,135.44	Yes	Yes	
LOS ANGELES	BEVERLY HILLS UNIFIED	51/64311-00-006	Facility Hardship	G	1/2/2018	4/24/2019	\$0.00	0.00	\$12,420,810.00	\$12,420,810.00	16,797,945.44	Yes	Yes	
MONTEREY	MONTEREY PENINSULA UNIFIED	58/66092-00-006	Rehabilitation	G	12/17/2018	4/24/2019	\$0.00	0.00	\$1,249,422.47	\$1,249,422.47	18,047,367.91	Yes	No	
SOLANO	BENICIA UNIFIED	58/70524-00-001	Rehabilitation	G	1/23/2019	5/22/2019	0.00	0.00	1,458,514.00	1,458,514.00	19,505,881.91	Yes	No	
KERN	MUROC JOINT UNIFIED	51/63685-00-001	Facility Hardship	G	2/11/2019	5/22/2019	2,791,445.10	0.00	2,791,445.10	5,582,890.20	25,088,772.11	Yes	Yes	
KERN	MUROC JOINT UNIFIED	58/63685-00-001	Rehabilitation	G	2/11/2019	5/22/2019	400,246.62	0.00	402,385.62	802,632.24	25,891,404.35	Yes	No	
KERN	WASCO UNION HIGH	58/63859-00-001	Rehabilitation	G	2/20/2019	5/22/2019	0.00	0.00	631,419.98	631,419.98	26,522,824.33	Yes	Yes	
YUBA	WHEATLAND UNION HIGH	58/72769-00-001	Rehabilitation	G	2/21/2019	5/22/2019	0.00	0.00	45,982.00	45,982.00	26,568,806.33	Yes	Yes	
HUMBOLDT	KLAMATH-TRINITY JOINT UNIFIED	51/62901-00-015	Facility Hardship	G	4/16/2018	7/23/2019	1,048,571.00	0.00	1,048,571.00	2,097,142.00	28,665,948.33	N/A	Yes	
HUMBOLDT	SCOTIA UNION ELEMENTARY	58/63024-00-006	Rehabilitation	G	6/19/2018	7/23/2019	684,513.00	0.00	1,296,486.00	1,980,999.00	30,646,947.33	N/A	Yes	
ALAMEDA	OAKLAND UNIFIED	54/61259-09-010	Charter	D	6/5/2017	1/24/2018	0.00	200,206.10	400,412.20	31,047,359.53	No	No	No	
ALAMEDA	OAKLAND UNIFIED	54/61259-09-011	Charter	D	6/5/2017	1/24/2018	0.00	2,150,284.80	2,150,284.80	4,300,569.60	35,347,929.13	No	No	No
SACRAMENTO	NATOMAS UNIFIED	54/75283-00-008	Charter	D	5/26/2017	2/28/2018	0.00	0.00	285,982.90	285,982.90	35,633,912.03	No	No	No
ALAMEDA	OAKLAND UNIFIED	54/61259-00-010	Charter	D	6/5/2017	2/28/2018	0.00	1,136,442.50	1,136,442.50	2,272,885.00	37,906,797.03	No	No	No
SANTA CLARA	ALUM ROCK UNION ELEMENTARY	54/69369-00-003	Charter	D	5/30/2014	6/19/2018	0.00	25,675.55	25,675.55	51,351.10	37,958,148.13	No	No	No
KINGS	ISLAND UNION ELEMENTARY	57/63933-00-001	Modernization	G	4/24/2014	6/27/2018	256,111.00	0.00	384,168.00	640,279.00	38,598,427.13	Yes	No	No
SOLANO	SOLANO COUNTY OFFICE OF EDUCATION	57/10488-00-022	Modernization	G	4/28/2014	6/27/2018	292,000.00	0.00	438,000.00	730,000.00	39,328,427.13	Yes	Yes	Yes
SOLANO	SOLANO COUNTY OFFICE OF EDUCATION	57/10488-00-022	Modernization	G	4/28/2014	9/26/2018	23,746.00	0.00	35,618.00	59,364.00	39,387,791.13	Yes	Yes	Yes
KERN	MCFARLAND UNIFIED	57/73908-00-006	Modernization	G	5/12/2014	6/27/2018	0.00	0.00	1,200,683.00	1,200,683.00	40,588,474.13	Yes	Yes	Yes
TULARE	WOODLAKE UNIFIED	57/76794-00-002	Modernization	G	5/14/2014	6/27/2018	0.00	0.00	2,594,328.00	2,594,328.00	43,182,802.13	Yes	Yes	Yes
SAN JOAQUIN	LINCOLN UNIFIED	57/68569-00-013	Modernization	G	6/12/2014	8/15/2018	0.00	0.00	260,771.00	260,771.00	43,443,573.13	Yes	Yes	Yes
SAN JOAQUIN	LINCOLN UNIFIED	57/68569-00-014	Modernization	G	6/12/2014	8/15/2018	0.00	0.00	676,118.00	676,118.00	44,119,691.13	Yes	Yes	Yes
ALAMEDA	SAN LORENZO UNIFIED	54/61309-00-003	Charter	D	6/5/2017	12/11/2018	0.00	845,455.40	845,455.40	1,690,910.80	45,810,601.93	No	No	No
TULARE	THREE RIVERS UNION ELEMENTARY	57/72207-00-002	Modernization	G	4/11/2014	1/22/2019	0.00	0.00	1,033,272.00	1,033,272.00	46,843,873.93	Yes	No	No
ALAMEDA	OAKLAND UNIFIED	54/61259-12-005	Charter	D	5/26/2017	1/22/2019	0.00	185,933.00	185,933.00	371,866.00	47,215,739.93	No	No	No
ALAMEDA	OAKLAND UNIFIED	54/61259-12-006	Charter	D	5/26/2017	1/22/2019	0.00	189,067.00	189,067.00	378,134.00	47,593,873.93	No	No	No
SAN BERNARDINO	SAN BERNARDINO CITY UNIFIED	54/67876-00-004	Charter	D	6/5/2017	1/22/2019	0.00	229,399.00	229,399.00	458,798.00	48,052,671.93	No	No	No
SAN DIEGO	CAJON VALLEY UNION ELEMENTARY	54/67991-00-002	Charter	D	6/5/2017	1/22/2019	0.00	262,883.30	262,883.30	525,766.60	48,578,438.53	Yes	No	No
SAN DIEGO	CAJON VALLEY UNION ELEMENTARY	54/67991-00-003	Charter	D	6/5/2017	1/22/2019	0.00	174,177.90	174,177.90	348,355.80	48,926,794.33	Yes	No	No
FRESNO	WASHINGTON COLONY ELEMENTARY	50/62513-00-001	New Construction	G	8/20/2014	2/27/2019	720,898.07	0.00	852,965.00	1,573,863.07	50,500,657.40	Yes	Yes	Yes
FRESNO	CLOVIS UNIFIED	57/62117-00-042	Modernization	G	9/16/2014	2/27/2019	0.00	0.00	695,814.00	695,814.00	51,196,471.40	Yes	Yes	Yes
FRESNO	CLOVIS UNIFIED	57/62117-00-043	Modernization	G	9/16/2014	2/27/2019	0.00	0.00	1,007,271.00	1,007,271.00	52,203,742.40	Yes	Yes	Yes
SAN BERNARDINO	COLTON JOINT UNIFIED	57/67686-00-018	Modernization	G	9/17/2014	2/27/2019	0.00	0.00	3,864,418.00	3,864,418.00	56,068,160.40	Yes	Yes	Yes
ALAMEDA	DUBLIN UNIFIED	50/75093-00-010	New Construction	G	9/19/2014	2/27/2019	0.00	0.00	28,232,500.00	28,232,500.00	84,300,660.40	Yes	No	No
FRESNO	CLOVIS UNIFIED	50/62117-00-020	New Construction	G	9/23/2014	2/27/2019	0.00	0.00	342,318.00	342,318.00	84,642,978.40	Yes	Yes	Yes
FRESNO	CLOVIS UNIFIED	57/62117-00-044	Modernization	G	9/23/2014	2/27/2019	0.00	0.00	2,098,726.00	2,098,726.00	86,741,704.40	Yes	Yes	Yes
SAN JOAQUIN	RIPON UNIFIED	50/68650-00-006	New Construction	G	9/25/2014	2/27/2019	0.00	0.00	6,566,866.00	6,566,866.00	93,308,570.40	Yes	Yes	Yes
SAN BERNARDINO	COLTON JOINT UNIFIED	57/67686-00-020	Modernization	G	9/25/2014	2/27/2019	0.00	0.00	2,668,530.00	2,668,530.00	95,977,100.40	Yes	Yes	Yes
SAN BERNARDINO	COLTON JOINT UNIFIED	57/67686-00-021	Modernization	G	10/3/2014	2/27/2019	0.00	0.00	1,690,689.00	1,690,689.00	97,667,789.40	Yes	Yes	Yes
FRESNO	CLOVIS UNIFIED	57/62117-00-045	Modernization	G	10/6/2014	2/27/2019	0.00	0.00	2,460,977.00	2,460,977.00	100,128,766.40	Yes	Yes	Yes
SANTA BARBARA	SANTA BARBARA UNIFIED	57/76786-00-007	Modernization	G	10/8/2014	2/27/2019	0.00	0.00	777,419.00	777,419.00	100,906,185.40	Yes	Yes	Yes
SAN FRANCISCO	SAN FRANCISCO UNIFIED	57/68478-26-005	Modernization	G	10/10/2014	2/27/2019	0.00	0.00	20,675,197.00	20,675,197.00	121,581,382.40	Yes	No	No
SAN FRANCISCO	SAN FRANCISCO UNIFIED	57/68478-00-051	Modernization	G	10/22/2014	2/27/2019	0.00	0.00	6,334,251.00	6,334,251.00	127,915,633.40	Yes	No	No
SAN BERNARDINO	ETIWANDA ELEMENTARY	50/67702-00-014	New Construction	G	10/23/2014	2/27/2019	0.00	0.00	1,691,195.00	1,691,195.00	129,606,828.40	Yes	Yes	Yes
SOLANO	SOLANO COUNTY OFFICE OF EDUCATION	57/10488-00-024	Modernization	G	10/23/2014	2/27/2019	217,896.00	0.00	326,844.00	544,740.00	130,151,568.40	No	No	No
SAN DIEGO	CHULA VISTA ELEMENTARY	54/68023-00-002	Charter	G	10/24/2018	2/27/2019	0.00	0.00	2,865,666.00	2,865,666.00	133,017,234.40	Yes	No	No
VENTURA	SIMI VALLEY UNIFIED	57/72603-00-033	Modernization	G	10/29/2014	2/27/2019	0.00	0.00	1,996,455.00	1,996,455.00	135,013,689.40	Yes	No	No
LOS ANGELES	NEWHALL ELEMENTARY	50/64832-00-005	New Construction	G	10/30/2014	2/27/2019	0.00	0.00	5,214,730.00	5,214,730.00	140,228,419.40	Yes	Yes	Yes
LOS ANGELES	NEWHALL ELEMENTARY	50/64832-00-006	New Construction	G	10/30/2014	2/27/2019	0.00	0.00	5,046,085.00	5,046,085.00	145,274,504.40	Yes	Yes	Yes
VENTURA	OXNARD ELEMENTARY	57/72538-00-026	Modernization	G	11/13/2014	2/27/2019	0.00	0.00	1,097,886.00	1,097,886.00	146,372,390.40	Yes	Yes	Yes
VENTURA	OXNARD ELEMENTARY	50/72538-00-011	New Construction	G	11/14/2014	2/27/2019	0.00	0.00	9,680,523.00	9,680,523.00	156,052,913.40	Yes	Yes	Yes
GLENN	PLAZA ELEMENTARY	50/62638-00-002	New Construction	D	12/3/2014	2/27/2019	129,287.00	0.00	129,383.00	258,670.00	156,311,583.40	Yes	Yes	Yes
TULARE	LIBERTY ELEMENTARY	50/71985-00-003	New Construction	D	12/3/2014	2/27/2019	676,272.00	0.00	749,181.00	1,425,453.00	157,737,036.40	Yes	Yes	Yes
TULARE	VISALIA UNIFIED	50/72256-00-028	New Construction	G	12/3/2014	2/27/2019	0.00	0.00	5,721,022.00	5,721,022.00	163,458,058.40	Yes	No	No
TULARE	VISALIA UNIFIED	57/72256-00-021	Modernization	G	12/3/2014	2/27/2019	0.00	0.00	711,314.00	711,314.00	164,169,372.40	Yes	No	No
SAN JOAQUIN	TRACY JOINT UNIFIED	54/75499-00-003	Charter	G	7/13/2018	2/27/2019	0.00	0.00	2,486,180.40	2,486,180.40	166,655,552.80	Yes	Yes	Yes
SAN JOAQUIN	TRACY JOINT UNIFIED	54/75499-00-004	Charter	G	7/13/2018	2/27/2019	0.00	0.00	2,365,810.30	2,365,810.30	169,021,363.10	Yes	Yes	Yes
FRESNO	CENTRAL UNIFIED	50/73965-00-018	New Construction	G	10/31/2014	3/27/2019	0.00	0.00	41,273,291.00	41,273,291.00	210,294,654.10	Yes	No	No
MARIN	MILL VALLEY ELEMENTARY	57/65391-00-009	Modernization	G	12/5/2014	3/27/2019	0.00	0.00	1,727,462.00	1,727,462.00	212,022,116.10	Yes	No	No
FRESNO	CLOVIS UNIFIED	57/62117-00-046	Modernization	G	12/23/2014	3/27/2019	0.00	0.00	3,207,308.00	3,207,308.00	215,229,424.10	Yes	No	No
SAN FRANCISCO	SAN FRANCISCO UNIFIED	57/68478-00-052	Modernization	G	12/23/2014	3/27/2019	0.00	0.00	2,418,650.00	2,418,650.00	217,648,074.10	Yes	No	No
SAN FRANCISCO	SAN FRANCISCO UNIFIED	57/68478-00-053	Modernization	G	12/23/2014	3/27/2019	0.00	0.00	4,617,773.00	4,617,773.00	222,265,847.10	Yes	No	No
MONTEREY	MONTEREY COUNTY OFFICE OF EDUCATION	50/10272-00-011	New Construction	G	12/30/2014	3/27/2019	3,776,117.00	0.00	3,951,786.00	7,727,903.00	229,993,750.10	Yes	No	No
BUTTE	MANZANITA ELEMENTARY	57/61499-00-001	Modernization	G	12/30/2014	3/27/2019	706,127.00	0.00	1,464,265.00	2,170,392.00	232,164,142.10	Yes	Yes	Yes
ORANGE	IRVINE UNIFIED	50/73650-00-021	New Construction	G	1/8/2015	3/27/2019	0.00	0.00	123,022,919.00	123,022,919.00	355,187,061.10	Yes	Yes	Yes
MARIN	ROSS VALLEY	50/75002-00-002	New Construction	G	10/28/2013	4/24/2019	0.00	0.00	2,934,760.00	2,934,760.00	358,121,821.10	Yes	Yes	Yes
MERCED	LOS BANOS UNIFIED	50/65755-00-009	New Construction	G	12/23/2014	4/24/2019	0.00	0.00	16,929,729.50	16,929,729.50	375,051,550.60	Yes	No	No
MERCED	LOS BANOS UNIFIED	50/65755-00-009	New Construction	G	12/23/2014	5/22/2019	0.00	0.00	794,469.50	794,469.50	375,846,020.10	Yes	No	No
MERCED	LOS BANOS UNIFIED	50/65755-00-009	New Construction	G										

Unfunded Approvals as of
June 26, 2019 SAB

County	School District	Application Number	Program	Approval	Received Date	SAB Unfunded Approval	Financial Hardship Apportionment	Loan	State Share	Total Apportionment	Cumulative Amount	Submitted Certification Letter May 2019	Grant Agreement Received as of 05/29/2019
KERN	MCFARLAND UNIFIED	50/73908-00-010	New Construction	G	2/23/2015	4/24/2019	0.00	0.00	5,283,612.00	5,283,612.00	401,675,058.10	Yes	Yes
SAN JOAQUIN	JEFFERSON ELEMENTARY	57/68544-00-001	Modernization	G	3/19/2015	4/24/2019	0.00	0.00	2,583,090.00	2,583,090.00	404,258,148.10	Yes	Yes
SACRAMENTO	ELK GROVE UNIFIED	50/67314-00-044	New Construction	G	3/23/2015	4/24/2019	0.00	0.00	6,099,741.00	6,099,741.00	410,357,889.10	Yes	Yes
SACRAMENTO	ELK GROVE UNIFIED	57/67314-00-0019	Modernization	G	3/23/2015	4/24/2019	0.00	0.00	1,349,280.00	1,349,280.00	411,707,169.10	Yes	Yes
SANTA CLARA	FREMONT UNION HIGH	50/69468-00-019	New Construction	G	3/25/2015	4/24/2019	0.00	0.00	1,862,325.00	1,862,325.00	413,569,494.10	Yes	Yes
SANTA CLARA	FREMONT UNION HIGH	57/69468-00-016	Modernization	G	3/25/2015	4/24/2019	0.00	0.00	1,471,457.00	1,471,457.00	415,040,951.10	Yes	Yes
GLENN	CAPAY JOINT UNION ELEMENTARY	57/62554-00-002	Modernization	G	3/27/2015	4/24/2019	727,145.00	0.00	1,142,699.00	1,869,844.00	416,910,795.10	Yes	No
SAN BERNARDINO	CHAFFEY JOINT UNION HIGH	50/67652-00-016	New Construction	G	4/3/2015	4/24/2019	0.00	0.00	1,834,990.00	1,834,990.00	418,745,785.10	Yes	No
SAN BERNARDINO	CHAFFEY JOINT UNION HIGH	50/67652-00-017	New Construction	G	4/3/2015	4/24/2019	0.00	0.00	2,416,773.00	2,416,773.00	421,162,558.10	Yes	No
KERN	BAKERSFIELD CITY ELEMENTARY	57/63321-00-016	Modernization	G	4/8/2015	4/24/2019	0.00	0.00	5,431,830.00	5,431,830.00	426,594,388.10	Yes	Yes
SANTA BARBARA	SANTA MARIA-BONITA	50/69120-00-018	New Construction	G	4/10/2015	4/24/2019	0.00	0.00	1,938,152.00	1,938,152.00	428,632,540.10	Yes	Yes
SANTA BARBARA	SANTA MARIA-BONITA	50/69120-00-019	New Construction	G	4/10/2015	4/24/2019	0.00	0.00	3,185,688.00	3,185,688.00	431,718,228.10	Yes	Yes
ORANGE	IRVINE UNIFIED	50/73650-00-022	New Construction	G	4/13/2015	4/24/2019	0.00	0.00	30,701,042.00	30,701,042.00	462,419,270.10	Yes	No
SAN FRANCISCO	SAN FRANCISCO UNIFIED	57/68478-00-055	Modernization	G	4/14/2015	4/24/2019	0.00	0.00	4,547,098.00	4,547,098.00	466,966,368.10	Yes	No
LOS ANGELES	SULPHUR SPRINGS UNION ELEMENTARY	50/65045-00-010	New Construction	G	4/28/2015	4/24/2019	0.00	0.00	5,692,799.00	5,692,799.00	472,659,167.10	Yes	Yes
ORANGE	IRVINE UNIFIED	50/73650-00-023	New Construction	G	4/29/2015	4/24/2019	0.00	0.00	39,693,767.00	39,693,767.00	512,352,934.10	Yes	Yes
SAN BERNARDINO	CHAFFEY JOINT UNION HIGH	50/67652-00-018	New Construction	G	5/1/2015	4/24/2019	0.00	0.00	2,815,318.00	2,815,318.00	515,168,252.10	Yes	No
SAN FRANCISCO	SAN FRANCISCO UNIFIED	57/68478-00-056	Modernization	G	5/4/2015	4/24/2019	0.00	0.00	3,021,897.00	3,021,897.00	518,190,149.10	Yes	No
SAN BERNARDINO	CHAFFEY JOINT UNION HIGH	50/67652-00-019	New Construction	G	5/7/2015	4/24/2019	0.00	0.00	3,543,020.00	3,543,020.00	521,733,169.10	Yes	No
SAN DIEGO	SAN DIEGUITO UNION HIGH	50/68346-00-004	New Construction	G	5/8/2015	4/24/2019	0.00	0.00	15,622,238.00	15,622,238.00	537,355,407.10	Yes	Yes
SAN DIEGO	SAN DIEGUITO UNION HIGH	50/68346-00-004	New Construction	G	5/8/2015	5/22/2019	0.00	0.00	9,385.00	9,385.00	537,364,792.10	Yes	Yes
LOS ANGELES	TEMPLE CITY UNIFIED	57/65052-00-009	Modernization	G	5/14/2015	4/24/2019	0.00	0.00	2,507,334.00	2,507,334.00	539,872,126.10	No	No
FRESNO	BURREL UNION ELEMENTARY	57/62042-00-001	Modernization	D	5/22/2015	4/24/2019	65,793.00	0.00	98,690.00	164,483.00	540,036,609.10	No	Yes
FRESNO	SANGER UNIFIED	57/62414-00-014	Modernization	G	5/28/2015	4/24/2019	0.00	0.00	997,535.00	997,535.00	541,034,144.10	Yes	No
SAN FRANCISCO	SAN FRANCISCO UNIFIED	57/68478-00-057	Modernization	G	5/29/2015	4/24/2019	0.00	0.00	3,933,037.00	3,933,037.00	544,967,181.10	Yes	No
RIVERSIDE	PALM SPRINGS UNIFIED	57/67173-00-009	Modernization	G	6/11/2015	4/24/2019	0.00	0.00	4,034,846.00	4,034,846.00	549,002,027.10	Yes	Yes
LOS ANGELES	TEMPLE CITY UNIFIED	50/65052-00-002	New Construction	G	6/19/2015	4/24/2019	0.00	0.00	213,824.00	213,824.00	549,215,851.10	No	No
FRESNO	CLOVIS UNIFIED	57/62117-00-047	Modernization	G	6/19/2015	4/24/2019	0.00	0.00	3,083,950.00	3,083,950.00	552,299,801.10	Yes	No
TULARE	DINUBA UNIFIED	57/75531-00-010	Modernization	D	6/22/2015	4/24/2019	69,660.00	0.00	104,490.00	174,150.00	552,473,951.10	Yes	No
TULARE	DINUBA UNIFIED	57/75531-00-011	Modernization	D	6/22/2015	4/24/2019	17,179.00	0.00	83,592.00	100,771.00	552,574,722.10	Yes	No
IMPERIAL	BRAWLEY ELEMENTARY	57/63073-00-002	Modernization	G	6/25/2015	4/24/2019	0.00	0.00	469,748.00	469,748.00	553,044,470.10	Yes	No
SACRAMENTO	SACRAMENTO CITY UNIFIED	54/67439-00-008	Charter	S	6/5/2017	5/2/2019	0.00	212,228.00	212,228.00	424,456.00	553,468,926.10	No	No
LOS ANGELES	LOS ANGELES UNIFIED	54/64733-00-102	Charter	S	6/1/2017	5/2/2019	0.00	7,441,670.00	7,441,670.00	14,883,340.00	568,352,266.10	Yes	Yes
TULARE	LINDSAY UNIFIED	57/71993-00-006	Modernization	G	7/18/2014	5/22/2019	1,086,994.00	0.00	1,630,935.00	2,717,929.00	571,070,195.10	Yes	Yes
TULARE	LINDSAY UNIFIED	57/71993-00-007	Modernization	G	7/18/2014	5/22/2019	0.00	0.00	1,786,615.00	1,786,615.00	572,856,810.10	Yes	Yes
TULARE	LINDSAY UNIFIED	57/71993-00-008	Modernization	G	7/18/2014	5/22/2019	1,027,429.00	0.00	1,541,144.00	2,568,573.00	575,425,383.10	Yes	Yes
SAN JOAQUIN	RIPON UNIFIED	57/68650-00-003	Modernization	G	10/23/2014	5/22/2019	0.00	0.00	517,128.00	517,128.00	575,942,511.10	Yes	No
LOS ANGELES	TEMPLE CITY UNIFIED	57/65052-00-010	Modernization	G	6/26/2015	5/22/2019	0.00	0.00	2,013,203.00	2,013,203.00	577,955,714.10	No	No
ORANGE	IRVINE UNIFIED	50/73650-00-024	New Construction	G	7/22/2015	5/22/2019	0.00	0.00	497,281.00	497,281.00	578,452,995.10	Yes	No
ORANGE	IRVINE UNIFIED	50/73650-00-025	New Construction	G	7/22/2015	5/22/2019	0.00	0.00	545,953.00	545,953.00	578,998,948.10	Yes	No
LOS ANGELES	CULVER CITY UNIFIED	57/64444-00-011	Modernization	G	7/27/2015	5/22/2019	0.00	0.00	713,588.00	713,588.00	579,712,536.10	Yes	No
SAN MATEO	SEQUOIA UNION HIGH	50/69062-01-006	New Construction	G	7/29/2015	5/22/2019	0.00	0.00	2,350,683.00	2,350,683.00	582,063,219.10	Yes	Yes
MONTEREY	ALISAL UNION	50/65961-00-009	New Construction	G	7/30/2015	5/22/2019	0.00	0.00	728,113.00	728,113.00	582,791,332.10	Yes	No
SOLANO	SOLANO COUNTY OFFICE OF EDUCATION	50/10488-00-029	New Construction	G	8/3/2015	5/22/2019	879,653.50	0.00	879,653.50	1,759,307.00	584,550,639.10	No	No
RIVERSIDE	PALM SPRINGS UNIFIED	50/67173-00-004	New Construction	G	8/3/2015	5/22/2019	0.00	0.00	902,970.00	902,970.00	585,453,609.10	Yes	Yes
VENTURA	OXNARD UNION HIGH	50/72546-00-001	New Construction	G	8/3/2015	5/22/2019	0.00	0.00	13,679,589.00	13,679,589.00	599,133,198.10	Yes	No
SOLANO	SOLANO COUNTY OFFICE OF EDUCATION	57/10488-00-020	Modernization	G	8/3/2015	5/22/2019	202,522.00	0.00	303,783.00	506,305.00	599,639,503.10	No	No
SOLANO	SOLANO COUNTY OFFICE OF EDUCATION	57/10488-00-028	Modernization	G	8/3/2015	5/22/2019	98,562.00	0.00	147,843.00	246,405.00	599,885,908.10	No	No
ORANGE	IRVINE UNIFIED	50/73650-00-026	New Construction	G	8/5/2015	5/22/2019	0.00	0.00	1,267,906.00	1,267,906.00	601,153,814.10	Yes	No
ORANGE	IRVINE UNIFIED	50/73650-00-027	New Construction	G	8/5/2015	5/22/2019	0.00	0.00	1,140,512.00	1,140,512.00	602,294,326.10	Yes	No
SACRAMENTO	TWIN RIVERS UNIFIED	57/76505-00-041	Modernization	G	8/6/2015	5/22/2019	0.00	0.00	323,982.00	323,982.00	602,618,308.10	Yes	No
FRESNO	CLOVIS UNIFIED	57/62117-00-048	Modernization	G	8/7/2015	5/22/2019	0.00	0.00	1,271,328.00	1,271,328.00	603,889,636.10	Yes	No
LOS ANGELES	CULVER CITY UNIFIED	57/64444-00-012	Modernization	G	8/11/2015	5/22/2019	0.00	0.00	654,609.00	654,609.00	604,544,245.10	Yes	No
LOS ANGELES	DOWNEY UNIFIED	50/64451-00-012	New Construction	G	8/12/2015	5/22/2019	0.00	0.00	221,014.00	221,014.00	604,765,259.10	Yes	No
MERCED	MERCED CITY ELEMENTARY	50/65771-00-017	New Construction	G	8/17/2015	5/22/2019	0.00	0.00	183,180.00	183,180.00	604,948,439.10	Yes	No
MERCED	MERCED CITY ELEMENTARY	50/65771-00-018	New Construction	G	8/17/2015	5/22/2019	0.00	0.00	282,564.00	282,564.00	605,231,003.10	Yes	No
MERCED	MERCED CITY ELEMENTARY	50/65771-00-019	New Construction	G	8/17/2015	5/22/2019	0.00	0.00	355,567.00	355,567.00	605,586,570.10	Yes	No
MERCED	MERCED CITY ELEMENTARY	50/65771-00-020	New Construction	G	8/17/2015	5/22/2019	0.00	0.00	5,952,067.00	5,952,067.00	611,538,637.10	Yes	No
FRESNO	FRESNO UNIFIED	50/62166-08-001	New Construction	G	8/17/2015	5/22/2019	0.00	0.00	1,657,361.00	1,657,361.00	613,195,998.10	Yes	No
FRESNO	SANGER UNIFIED	50/62414-00-015	New Construction	G	8/19/2015	5/22/2019	0.00	0.00	854,840.00	854,840.00	614,050,838.10	Yes	No
IMPERIAL	BRAWLEY ELEMENTARY	50/63073-00-001	New Construction	G	8/25/2015	5/22/2019	0.00	0.00	2,241,367.00	2,241,367.00	616,292,205.10	Yes	No
MARIN	LARKSPUR-CORTE MADERA	50/65367-00-001	New Construction	G	8/28/2015	5/22/2019	0.00	0.00	1,331,078.00	1,331,078.00	617,623,283.10	Yes	No
LOS ANGELES	POMONA UNIFIED	57/64907-00-026	Modernization	G	9/2/2015	5/22/2019	0.00	0.00	1,334,050.00	1,334,050.00	618,957,333.10	Yes	Yes
LOS ANGELES	POMONA UNIFIED	57/64907-00-027	Modernization	G	9/2/2015	5/22/2019	0.00	0.00	1,194,234.00	1,194,234.00	620,151,567.10	Yes	Yes
ALAMEDA	FREMONT UNIFIED	50/61176-00-005	New Construction	G	9/18/2015	5/22/2019	0.00	0.00	1,445,723.00	1,445,723.00	621,597,290.10	Yes	Yes
ALAMEDA	FREMONT UNIFIED	50/61176-00-006	New Construction	G	9/18/2015	5/22/2019	0.00	0.00	1,494,067.00	1,494,067.00	623,091,357.10	Yes	Yes
SANTA BARBARA	SANTA MARIA JOINT UNION HIGH	50/69310-00-006	New Construction	G	9/18/2015	5/22/2019	0.00	0.00	3,056,986.50	3,056,986.50	626,148,343.60	Yes	Yes
FRESNO	CLOVIS UNIFIED	50/62117-00-021	New Construction	G	9/22/2015	5/22/2019	0.00	0.00	12,225,281.00	12,225,281.00	638,373,624.60	Yes	No
ORANGE	NEWPORT-MESA UNIFIED	50/66597-00-019	New Construction	G	9/22/2015	5/22/2019	0.00	0.00	1,742,015.00	1,742,015.00	640,115,639.60	No	No
ORANGE	NEWPORT-MESA UNIFIED	57/66597-00-036	Modernization	G	9/22/2015	5/22/2019	0.00	0.00	725,699.00	725,699.00	640,841,338.60	No	No
SAN BERNARDINO	VICTOR ELEMENTARY	50/67918-00-010	New Construction	G	9/28/2015	5/22/2019	0.00	0.00	10,690,241.00	10,690,241.00	651,531,579.60	Yes	No
KERN	TAFT CITY ELEMENTARY	57/63800-00-005	Modernization	G	9/28/2015	5/22/2019	0.00	0.00	1,135,638.00	1,135,638.00	652,667,217.60	Yes	No
KERN	TAFT CITY ELEMENTARY	57/63800-00-006	Modernization	G	9/30/2015	5/22/2019	0.00	0.00	577,274.00	577,274.00	653,244,491.60	Yes	No
SAN DIEGO	GROSSMONT UNION HIGH	50/68130-12-007	New Construction	G	10/1/2015	5/22/2019	0.00	0.00	2,558,969.00	2,558,969.00	655,803,460.60		

Unfunded Approvals as of
June 26, 2019 SAB

County	School District	Application Number	Program	Approval	Received Date	SAB Unfunded Approval	Financial Hardship Apportionment	Loan	State Share	Total Apportionment	Cumulative Amount	Submitted Certification Letter May 2019	Grant Agreement Received as of 05/29/2019
TULARE	ALTA VISTA ELEMENTARY	57/71811-00-003	Modernization	D	10/2/2015	5/22/2019	117,012.00	0.00	185,189.00	302,201.00	658,374,269.60	Yes	No
LOS ANGELES	LOS ANGELES UNIFIED	54/64733-00-103	Charter	D	5/30/2017	5/22/2019	0.00	573,300.00	573,300.00	1,146,600.00	659,520,869.60	Yes	Yes
LOS ANGELES	LOS ANGELES UNIFIED	54/64733-00-103	Charter	S	5/30/2017	5/22/2019	0.00	7,767,000.00	7,767,000.00	15,534,000.00	675,054,869.60	Yes	Yes
ALAMEDA	OAKLAND UNIFIED	54/61259-00-004	Charter	G	11/16/2018	5/22/2019	0.00	6,192,639.10	6,192,639.10	12,385,278.20	687,440,147.80	Yes	Yes
ALAMEDA	OAKLAND UNIFIED	54/61259-13-003	Charter	G	11/16/2018	5/22/2019	0.00	877,948.60	877,948.60	1,755,897.20	689,196,045.00	Yes	Yes
ALAMEDA	OAKLAND UNIFIED	54/61259-13-004	Charter	G	11/16/2018	5/22/2019	0.00	599,181.80	599,181.80	1,198,363.60	690,394,408.60	Yes	Yes
KERN	MUROC JOINT UNIFIED	55/63685-00-001	Career Tech New Construction	G	1/29/2019	5/22/2019	0.00	0.00	3,000,000.00	3,000,000.00	693,394,408.60	Yes	Yes
KERN	MUROC JOINT UNIFIED	55/63685-00-002	Career Tech New Construction	G	1/29/2019	5/22/2019	0.00	0.00	3,000,000.00	3,000,000.00	696,394,408.60	Yes	Yes
SISKIYOU	SCOTT VALLEY UNIFIED	55/76455-00-001	Career Tech New Construction	G	2/7/2019	5/22/2019	0.00	0.00	500,000.00	500,000.00	696,894,408.60	Yes	No
SAN FRANCISCO	SAN FRANCISCO UNIFIED	59/68478-13-002	Career Tech Rehabilitation	G	2/7/2019	5/22/2019	0.00	0.00	1,433,437.00	1,433,437.00	698,327,845.60	Yes	No
MADERA	MADERA UNIFIED	55/65243-00-006	Career Tech New Construction	G	2/8/2019	5/22/2019	0.00	0.00	2,206,809.00	2,206,809.00	700,534,654.60	Yes	Yes
MADERA	MADERA UNIFIED	55/65243-00-007	Career Tech New Construction	G	2/8/2019	5/22/2019	0.00	0.00	697,962.00	697,962.00	701,232,616.60	Yes	Yes
TEHAMA	RED BLUFF JOINT UNION HIGH	55/71639-00-002	Career Tech New Construction	G	2/8/2019	5/22/2019	0.00	0.00	3,000,000.00	3,000,000.00	704,232,616.60	Yes	Yes
TULARE	LINDSAY UNIFIED	55/71993-00-002	Career Tech New Construction	G	2/8/2019	5/22/2019	0.00	0.00	3,000,000.00	3,000,000.00	707,232,616.60	Yes	No
MONTEREY	SOUTH MONTEREY COUNTY HIGH	59/66068-00-002	Career Tech Rehabilitation	G	2/8/2019	5/22/2019	0.00	0.00	1,500,000.00	1,500,000.00	708,732,616.60	Yes	No
LOS ANGELES	TORRANCE UNIFIED	55/65060-00-006	Career Tech New Construction	G	2/11/2019	5/22/2019	0.00	0.00	3,000,000.00	3,000,000.00	711,732,616.60	Yes	No
RIVERSIDE	PALM SPRINGS UNIFIED	55/67173-00-001	Career Tech New Construction	G	2/11/2019	5/22/2019	0.00	0.00	2,608,891.00	2,608,891.00	714,341,507.60	Yes	No
RIVERSIDE	PERRIS UNION HIGH	55/67207-00-004	Career Tech New Construction	G	2/11/2019	5/22/2019	0.00	0.00	3,000,000.00	3,000,000.00	717,341,507.60	Yes	No
RIVERSIDE	PERRIS UNION HIGH	55/67207-00-005	Career Tech New Construction	G	2/11/2019	5/22/2019	0.00	0.00	3,000,000.00	3,000,000.00	720,341,507.60	Yes	No
MARIN	NOVATO UNIFIED	55/65417-00-002	Career Tech New Construction	G	2/12/2019	5/22/2019	0.00	0.00	1,428,480.00	1,428,480.00	721,769,987.60	Yes	No
ORANGE	SANTA ANA UNIFIED	55/66670-00-003	Career Tech New Construction	G	2/12/2019	5/22/2019	0.00	0.00	3,000,000.00	3,000,000.00	724,769,987.60	No	No
FRESNO	KINGS CANYON JOINT UNIFIED	55/62265-00-003	Career Tech New Construction	G	2/13/2019	5/22/2019	0.00	0.00	388,061.00	388,061.00	725,158,048.60	Yes	No
LOS ANGELES	LOS ANGELES UNIFIED	55/64733-00-022	Career Tech New Construction	G	2/13/2019	5/22/2019	0.00	0.00	3,000,000.00	3,000,000.00	728,158,048.60	No	No
LOS ANGELES	LOS ANGELES UNIFIED	55/64733-00-026	Career Tech New Construction	G	2/13/2019	5/22/2019	0.00	0.00	2,834,843.00	2,834,843.00	730,992,891.60	Yes	No
SANTA CRUZ	SAN LORENZO VALLEY UNIFIED	55/69807-00-002	Career Tech New Construction	G	2/13/2019	5/22/2019	0.00	0.00	2,418,655.00	2,418,655.00	733,411,546.60	Yes	No
SANTA CRUZ	SAN LORENZO VALLEY UNIFIED	55/69807-00-003	Career Tech New Construction	G	2/13/2019	5/22/2019	0.00	0.00	2,420,583.00	2,420,583.00	735,832,129.60	Yes	No
LOS ANGELES	LOS ANGELES UNIFIED	59/64733-00-031	Career Tech Rehabilitation	G	2/13/2019	5/22/2019	0.00	0.00	1,147,372.00	1,147,372.00	736,979,501.60	No	No
SAN DIEGO	SAN DIEGO UNIFIED	59/68338-00-010	Career Tech Rehabilitation	G	2/13/2019	5/22/2019	0.00	0.00	388,562.00	388,562.00	737,368,063.60	Yes	No
SAN DIEGO	SAN DIEGO UNIFIED	59/68338-00-015	Career Tech Rehabilitation	G	2/13/2019	5/22/2019	0.00	0.00	1,500,000.00	1,500,000.00	738,868,063.60	Yes	No
ALAMEDA	CASTRO VALLEY UNIFIED	55/61150-00-001	Career Tech New Construction	G	2/14/2019	5/22/2019	0.00	0.00	2,889,208.00	2,889,208.00	741,757,271.60	Yes	No
FRESNO	CLOVIS UNIFIED	55/62117-00-013	Career Tech New Construction	G	2/14/2019	5/22/2019	0.00	0.00	890,041.00	890,041.00	742,647,312.60	Yes	No
FRESNO	FRESNO UNIFIED	55/62166-00-010	Career Tech New Construction	G	2/14/2019	5/22/2019	0.00	0.00	3,000,000.00	3,000,000.00	745,647,312.60	Yes	No
LOS ANGELES	CENTINELA VALLEY UNION HIGH	55/64352-00-005	Career Tech New Construction	G	2/14/2019	5/22/2019	0.00	0.00	2,029,092.00	2,029,092.00	747,676,404.60	Yes	Yes
LOS ANGELES	WILLIAM S. HART UNION HIGH	55/65136-00-002	Career Tech New Construction	G	2/14/2019	5/22/2019	0.00	0.00	1,788,577.00	1,788,577.00	749,464,981.60	Yes	No
MERCED	HILLMAR UNIFIED	55/65698-00-001	Career Tech New Construction	G	2/14/2019	5/22/2019	0.00	0.00	861,580.00	861,580.00	750,326,561.60	No	No
NAPA	NAPA VALLEY UNIFIED	55/66266-00-005	Career Tech New Construction	G	2/14/2019	5/22/2019	0.00	0.00	1,680,213.00	1,680,213.00	752,006,774.60	Yes	No
NAPA	NAPA VALLEY UNIFIED	55/66266-00-006	Career Tech New Construction	G	2/14/2019	5/22/2019	0.00	0.00	3,000,000.00	3,000,000.00	755,006,774.60	Yes	No
RIVERSIDE	MORENO VALLEY UNIFIED	55/67124-00-001	Career Tech New Construction	G	2/14/2019	5/22/2019	0.00	0.00	3,000,000.00	3,000,000.00	758,006,774.60	Yes	No
TEHAMA	CORNING UNION HIGH	55/71506-00-001	Career Tech New Construction	G	2/14/2019	5/22/2019	0.00	0.00	676,660.00	676,660.00	758,683,434.60	Yes	No
VENTURA	FILLMORE UNIFIED	55/72454-00-002	Career Tech New Construction	G	2/14/2019	5/22/2019	0.00	0.00	3,000,000.00	3,000,000.00	761,683,434.60	Yes	No
YUBA	WHEATLAND UNION HIGH	55/72769-00-001	Career Tech New Construction	G	2/14/2019	5/22/2019	0.00	0.00	2,995,859.00	2,995,859.00	764,679,293.60	No	No
ORANGE	IRVINE UNIFIED	55/73650-00-005	Career Tech New Construction	G	2/14/2019	5/22/2019	0.00	0.00	3,000,000.00	3,000,000.00	767,679,293.60	Yes	No
FRESNO	FIREBAUGH-LAS DELTAS UNIFIED	55/73809-00-002	Career Tech New Construction	G	2/14/2019	5/22/2019	0.00	0.00	2,193,832.00	2,193,832.00	769,873,125.60	Yes	No
MADERA	GOLDEN VALLEY UNIFIED	55/75580-00-004	Career Tech New Construction	G	2/14/2019	5/22/2019	0.00	0.00	234,891.00	234,891.00	770,108,016.60	Yes	Yes
MADERA	GOLDEN VALLEY UNIFIED	55/75580-00-005	Career Tech New Construction	G	2/14/2019	5/22/2019	0.00	0.00	3,000,000.00	3,000,000.00	773,108,016.60	Yes	No
LOS ANGELES	WISEBURN UNIFIED	55/76869-00-001	Career Tech New Construction	G	2/14/2019	5/22/2019	0.00	0.00	130,269.00	130,269.00	773,238,285.60	Yes	No
LOS ANGELES	WISEBURN UNIFIED	55/76869-00-002	Career Tech New Construction	G	2/14/2019	5/22/2019	0.00	0.00	113,376.00	113,376.00	773,351,661.60	Yes	No
LOS ANGELES	WISEBURN UNIFIED	55/76869-00-003	Career Tech New Construction	G	2/14/2019	5/22/2019	0.00	0.00	555,286.00	555,286.00	773,906,947.60	Yes	No
LOS ANGELES	WISEBURN UNIFIED	55/76869-00-004	Career Tech New Construction	G	2/14/2019	5/22/2019	0.00	0.00	829,096.00	829,096.00	774,736,043.60	Yes	No
BUTTE	CHICO UNIFIED	55/61424-00-006	Career Tech New Construction	G	2/14/2019	5/22/2019	0.00	0.00	748,639.00	748,639.00	775,484,682.60	No	No
BUTTE	CHICO UNIFIED	59/61424-00-008	Career Tech Rehabilitation	G	2/14/2019	5/22/2019	0.00	0.00	363,922.00	363,922.00	775,848,604.60	Yes	No
FRESNO	FRESNO UNIFIED	59/62166-00-005	Career Tech Rehabilitation	G	2/14/2019	5/22/2019	0.00	0.00	848,442.00	848,442.00	776,697,046.60	Yes	No
LOS ANGELES	LYNWOOD UNIFIED	59/64774-00-001	Career Tech Rehabilitation	G	2/14/2019	5/22/2019	0.00	0.00	248,946.00	248,946.00	776,945,992.60	Yes	No
RIVERSIDE	ALVORD UNIFIED	59/66977-00-001	Career Tech Rehabilitation	G	2/14/2019	5/22/2019	0.00	0.00	1,499,528.00	1,499,528.00	778,445,520.60	Yes	No
SACRAMENTO	SAN JUAN UNIFIED	59/67447-00-003	Career Tech Rehabilitation	G	2/14/2019	5/22/2019	0.00	0.00	1,500,000.00	1,500,000.00	779,945,520.60	Yes	No
FRESNO	FIREBAUGH-LAS DELTAS UNIFIED	59/73809-00-003	Career Tech Rehabilitation	G	2/14/2019	5/22/2019	0.00	0.00	2,293,128.00	2,293,128.00	782,238,648.60	Yes	No
FRESNO	CLOVIS UNIFIED	55/62117-00-014	Career Tech New Construction	G	2/14/2019	5/22/2019	0.00	0.00	1,698,156.00	1,698,156.00	783,936,804.60	Yes	No
FRESNO	FOWLER UNIFIED	55/62158-00-001	Career Tech New Construction	G	2/15/2019	5/22/2019	0.00	0.00	805,777.00	805,777.00	784,742,581.60	Yes	No
KERN	KERN HIGH	55/63529-00-018	Career Tech New Construction	G	2/15/2019	5/22/2019	0.00	0.00	1,040,424.00	1,040,424.00	785,783,005.60	No	No
KERN	KERN HIGH	55/63529-00-019	Career Tech New Construction	G	2/15/2019	5/22/2019	0.00	0.00	428,790.00	428,790.00	786,211,795.60	Yes	No
LOS ANGELES	LONG BEACH UNIFIED	55/64725-00-006	Career Tech New Construction	G	2/15/2019	5/22/2019	0.00	0.00	1,985,450.00	1,985,450.00	788,197,245.60	Yes	No
LOS ANGELES	LONG BEACH UNIFIED	55/64725-00-007	Career Tech New Construction	G	2/15/2019	5/22/2019	0.00	0.00	1,388,977.00	1,388,977.00	789,586,222.60	Yes	No
LOS ANGELES	LONG BEACH UNIFIED	55/64725-00-008	Career Tech New Construction	G	2/15/2019	5/22/2019	0.00	0.00	1,362,735.00	1,362,735.00	790,949,957.60	Yes	No
PLACER	TAHOE-TRUCKEE UNIFIED	55/66944-00-003	Career Tech New Construction	G	2/15/2019	5/22/2019	0.00	0.00	939,576.00	939,576.00	791,888,533.60	Yes	No
RIVERSIDE	BANNING UNIFIED	55/66985-00-002	Career Tech New Construction	G	2/15/2019	5/22/2019	0.00	0.00	3,000,000.00	3,000,000.00	794,888,533.60	Yes	Yes
SACRAMENTO	ELK GROVE UNIFIED	55/67314-00-007	Career Tech New Construction	G	2/15/2019	5/22/2019	0.00	0.00	2,999,936.00	2,999,936.00	797,888,469.60	Yes	No
SACRAMENTO	ELK GROVE UNIFIED	55/67314-00-010	Career Tech New Construction	G	2/15/2019	5/22/2019	0.00	0.00	2,364,422.00	2,364,422.00	800,252,891.60	Yes	No
SACRAMENTO	ELK GROVE UNIFIED	55/67314-00-011	Career Tech New Construction	G	2/15/2019	5/22/2019	0.00	0.00	1,375,807.00	1,375,807.00	801,628,698.60	Yes	No
SACRAMENTO	ELK GROVE UNIFIED	55/67314-00-012	Career Tech New Construction	G	2/15/2019	5/22/2019	0.00	0.00	1,878,148.00	1,878,148.00	803,506,846.60	Yes	No
RIVERSIDE	VAL VERDE UNIFIED	55/75242-02-002	Career Tech New Construction	G	2/15/2019	5/22/2019	0.00	0.00	239,941.00	239,941.00	803,746,787.60	Yes	No
FRESNO	CARUTHERS UNIFIED	55/75598-00-001	Career Tech New Construction	G	2/15/2019	5/22/2019	0.00	0.00	1,551,155.00	1,551,155.00	805,297,942.60	Yes	No
ALAMEDA	OAKLAND UNIFIED	59/61259-00-002	Career Tech Rehabilitation	G	2/15/2019	5/22/2019	0.00	0.00	1,500,000.00	1,500,000.00	806,797,942.60	Yes	No
VENTURA	OXNARD UNION HIGH	59/72546-00-008	Career Tech Rehabilitation	G	2/15/2019	5/22/2019	0.00	0.00	757,998.00				

Unfunded Approvals as of
June 26, 2019 SAB

County	School District	Application Number	Program	Approval	Received Date	SAB Unfunded Approval	Financial Hardship Apportionment	Loan	State Share	Total Apportionment	Cumulative Amount	Submitted Certification Letter May 2019	Grant Agreement Received as of 05/29/2019
ALAMEDA	OAKLAND UNIFIED	50/61259-50-002	New Construction	L	10/31/2011	6/26/2019	0.00	0.00	74,234.99	74,234.99	812,831,590.59	N/A	N/A
BUTTE	BIGGS UNIFIED	57/61408-00-001	Modernization	G	2/3/2015	6/26/2019	972,084.00	0.00	2,006,572.00	2,978,656.00	815,810,246.59	N/A	
BUTTE	BIGGS UNIFIED	57/61408-00-002	Modernization	G	2/3/2015	6/26/2019	1,281,435.00	0.00	1,922,153.00	3,203,588.00	819,013,834.59	N/A	
BUTTE	BIGGS UNIFIED	57/61408-00-003	Modernization	G	2/3/2015	6/26/2019	550,447.00	0.00	825,670.00	1,376,117.00	820,389,951.59	N/A	
BUTTE	BIGGS UNIFIED	57/61408-00-004	Modernization	G	2/3/2015	6/26/2019	219,882.00	0.00	329,822.00	549,704.00	820,939,655.59	N/A	
SAN DIEGO	SAN MARCOS UNIFIED	50/73791-00-015	New Construction	G	8/3/2015	6/26/2019	0.00	0.00	31,305,846.00	31,305,846.00	852,245,501.59	N/A	
FRESNO	SANGER UNIFIED	50/62414-00-016	New Construction	G	10/5/2015	6/26/2019	0.00	0.00	1,047,772.00	1,047,772.00	853,293,273.59	N/A	
FRESNO	SANGER UNIFIED	57/62414-00-015	Modernization	G	10/5/2015	6/26/2019	\$0.00	0.00	1,988,531.00	1,988,531.00	855,281,804.59	N/A	
VENTURA	VENTURA COUNTY OFFICE OF EDUCATION	50/10561-00-004	New Construction	D	10/9/2015	6/26/2019	\$179,641.50	0.00	683,124.50	862,766.00	856,144,570.59	N/A	
VENTURA	VENTURA COUNTY OFFICE OF EDUCATION	57/10561-00-005	Modernization	D	10/9/2015	6/26/2019	\$63,024.00	0.00	94,536.00	157,560.00	856,302,130.59	N/A	Yes
STANISLAUS	SHILOH ELEMENTARY	50/71274-00-001	New Construction	G	10/19/2015	6/26/2019	\$2,234,673.00	0.00	2,234,673.00	4,469,346.00	860,771,476.59	N/A	
LOS ANGELES	CULVER CITY UNIFIED	57/64444-00-013	Modernization	G	10/19/2015	6/26/2019	\$0.00	0.00	603,304.00	603,304.00	861,374,780.59	N/A	
STANISLAUS	NEWMAN-CROWS LANDING UNIFIED	57/73601-00-003	Modernization	G	10/23/2015	6/26/2019	\$0.00	0.00	469,044.00	469,044.00	861,843,824.59	N/A	Yes
ORANGE	SADDLEBACK VALLEY UNIFIED	57/73635-00-035	Modernization	G	10/26/2015	6/26/2019	\$0.00	0.00	1,853,397.00	1,853,397.00	863,697,221.59	N/A	
ALAMEDA	FREMONT UNIFIED	50/61176-00-007	New Construction	G	10/29/2015	6/26/2019	\$0.00	0.00	5,398,078.00	5,398,078.00	869,095,299.59	N/A	
BUTTE	CHICO UNIFIED	50/61424-00-004	New Construction	G	10/30/2015	6/26/2019	\$0.00	0.00	1,496,807.00	1,496,807.00	870,592,106.59	N/A	
BUTTE	CHICO UNIFIED	50/61424-00-005	New Construction	G	10/30/2015	6/26/2019	\$0.00	0.00	750,548.00	750,548.00	871,342,654.59	N/A	
BUTTE	CHICO UNIFIED	50/61424-00-006	New Construction	G	10/30/2015	6/26/2019	\$0.00	0.00	1,378,982.00	1,378,982.00	872,721,636.59	N/A	
MONTEREY	SALINAS UNION HIGH	50/66159-00-006	New Construction	G	10/30/2015	6/26/2019	\$0.00	0.00	33,246,859.00	33,246,859.00	905,968,495.59	N/A	Yes
RIVERSIDE	PALM SPRINGS UNIFIED	50/67173-00-005	New Construction	G	10/30/2015	6/26/2019	\$0.00	0.00	3,082,042.00	3,082,042.00	909,050,537.59	N/A	Yes
SACRAMENTO	ELK GROVE UNIFIED	50/67314-00-045	New Construction	G	10/30/2015	6/26/2019	\$0.00	0.00	12,657,626.00	12,657,626.00	921,708,163.59	N/A	
BUTTE	CHICO UNIFIED	57/61424-00-005	Modernization	G	10/30/2015	6/26/2019	\$0.00	0.00	931,585.00	931,585.00	922,639,748.59	N/A	
SACRAMENTO	SAN JUAN UNIFIED	57/67447-00-059	Modernization	G	10/30/2015	6/26/2019	\$0.00	0.00	968,849.00	968,849.00	923,608,597.59	N/A	Yes
ORANGE	ORANGE COUNTY OFFICE OF EDUCATION	50/10306-00-019	New Construction	G	11/2/2015	6/26/2019	\$5,002,683.00	0.00	6,221,590.00	11,224,273.00	934,832,870.59	N/A	
SAN DIEGO	GROSSMONT UNION HIGH	50/68130-12-009	New Construction	G	11/2/2015	6/26/2019	\$0.00	0.00	2,039,552.00	2,039,552.00	936,872,422.59	N/A	
SAN BERNARDINO	CENTRAL ELEMENTARY	57/67645-00-005	Modernization	G	11/3/2015	6/26/2019	\$0.00	0.00	2,469,539.00	2,469,539.00	939,341,961.59	N/A	Yes
TULARE	SUNDALE UNION ELEMENTARY	50/72173-00-006	New Construction	D	11/20/2015	6/26/2019	\$695,625.50	0.00	697,154.50	1,392,780.00	940,734,741.59	N/A	
LOS ANGELES	POMONA UNIFIED	57/64907-00-028	Modernization	G	11/23/2015	6/26/2019	\$0.00	0.00	2,620,352.00	2,620,352.00	943,355,093.59	N/A	
SANTA BARBARA	SANTA BARBARA UNIFIED	57/76786-00-008	Modernization	G	11/30/2015	6/26/2019	\$0.00	0.00	313,904.00	313,904.00	943,668,997.59	N/A	
TULARE	OAK VALLEY UNION ELEMENTARY	57/72017-00-003	Modernization	D	12/1/2015	6/26/2019	\$46,143.00	0.00	156,735.00	202,878.00	943,871,875.59	N/A	
ORANGE	PLACENTIA-YORBA LINDA UNIFIED	57/66647-00-037	Modernization	G	12/7/2015	6/26/2019	\$0.00	0.00	2,352,210.00	2,352,210.00	946,224,085.59	N/A	
PLACER	ROCKLIN UNIFIED	50/75085-00-013	New Construction	G	12/29/2015	6/26/2019	\$0.00	0.00	3,628,185.00	3,628,185.00	949,852,270.59	N/A	Yes
TULARE	TIPTON ELEMENTARY	57/72215-00-002	Modernization	D	1/5/2016	6/26/2019	\$133,320.00	0.00	221,519.00	354,839.00	950,207,109.59	N/A	Yes
CONTRA COSTA	ANTIOCH UNIFIED	57/61648-00-012	Modernization	G	1/22/2016	6/26/2019	\$0.00	0.00	877,671.00	877,671.00	951,084,780.59	N/A	
PLACER	ROSEVILLE CITY ELEMENTARY	50/66910-00-014	New Construction	G	1/27/2016	6/26/2019	\$0.00	0.00	10,898,580.00	10,898,580.00	961,983,360.59	N/A	Yes
CONTRA COSTA	SAN RAMON VALLEY UNIFIED	57/61804-00-023	Modernization	G	1/29/2016	6/26/2019	\$0.00	0.00	850,988.00	850,988.00	962,834,348.59	N/A	
SAN DIEGO	GROSSMONT UNION HIGH	57/68130-00-023	Modernization	G	2/10/2016	6/26/2019	\$0.00	0.00	858,545.00	858,545.00	963,692,893.59	N/A	
SAN DIEGO	GROSSMONT UNION HIGH	57/68130-00-024	Modernization	G	2/11/2016	6/26/2019	\$0.00	0.00	10,729,237.00	10,729,237.00	974,422,130.59	N/A	
SANTA CRUZ	HAPPY VALLEY ELEMENTARY	57/69757-00-001	Modernization	D	2/24/2016	6/26/2019	\$81,359.00	0.00	123,139.00	204,498.00	974,626,628.59	N/A	
FRESNO	SANGER UNIFIED	57/62414-00-016	Modernization	G	2/25/2016	6/26/2019	\$0.00	0.00	517,559.00	517,559.00	975,144,187.59	N/A	
RIVERSIDE	PERRIS ELEMENTARY	54/67199-00-001	Charter	D	6/5/2017	6/26/2019	\$0.00	0.00	1,058,160.30	1,058,160.30	976,202,347.89	N/A	
RIVERSIDE	PERRIS ELEMENTARY	54/67199-00-002	Charter	D	6/5/2017	6/26/2019	\$0.00	0.00	111,668.80	111,668.80	976,314,016.69	N/A	
LOS ANGELES	CULVER CITY UNIFIED	59/64444-00-002	Career Tech Rehabilitation	G	2/11/2019	6/26/2019	0.00	0.00	1,500,000.00	1,500,000.00	977,814,016.69	N/A	
ALAMEDA	OAKLAND UNIFIED	54/61259-00-011	Charter	D	6/2/2017	7/23/2019	0.00	1,020,554.30	1,020,554.30	2,041,108.60	979,855,125.29	N/A	Yes
ALAMEDA	OAKLAND UNIFIED	54/61259-00-006	Charter	D	6/5/2017	7/23/2019	0.00	1,093,590.50	1,093,590.50	2,187,181.00	982,042,306.29	N/A	
ALAMEDA	OAKLAND UNIFIED	54/61259-09-006	Charter	D	6/5/2017	7/23/2019	0.00	237,707.30	237,707.30	475,414.60	982,517,720.89	N/A	Yes
ALAMEDA	OAKLAND UNIFIED	54/61259-09-007	Charter	D	6/5/2017	7/23/2019	0.00	512,292.70	512,292.70	1,024,585.40	983,542,306.29	N/A	Yes
ALAMEDA	OAKLAND UNIFIED	54/61259-13-005	Charter	D	6/5/2017	7/23/2019	0.00	69,635.80	69,635.80	139,271.60	983,681,577.89	N/A	
ALAMEDA	OAKLAND UNIFIED	54/61259-13-006	Charter	D	6/5/2017	7/23/2019	0.00	337,475.40	337,475.40	674,950.80	984,356,528.69	N/A	
SANTA CLARA	EAST SIDE UNION HIGH	54/69427-00-005	Charter	D	6/5/2017	7/23/2019	0.00	1,552,568.80	1,552,568.80	3,105,137.60	987,461,666.29	N/A	
SANTA CLARA	EAST SIDE UNION HIGH	54/69427-00-006	Charter	D	6/5/2017	7/23/2019	0.00	27,429.70	27,429.70	54,859.40	987,516,525.69	N/A	
Total							\$29,635,623.29	\$33,914,746.55	\$923,966,155.85	\$987,516,525.69			

*This Unfunded List (Lack of AB 55 Loans) includes \$53.9 million for 24 projects for Charter School Facilities Program Preliminary Apportionments for Design and Site Funding.

Unfunded Charter Preliminary
As of June 26, 2019 SAB

County	School District	Application Number	Program	Approval	Received Date	SAB Date	Financial Hardship Apportionment	Loan	State Share	Total Apportionment	Prop. 47	Prop. 55	Prop. 1D	Prop. 51	
Unfunded Charter PA's															
BUTTE	CHICO UNIFIED	54/61424-00-005	Charter	P	4/1/2014	4/15/2015	0.00	249,318.00	249,318.00	498,636.00	0.00	0.00	498,636.00	0.00	
SONOMA	SANTA ROSA HIGH	54/70920-00-004	Charter	P	4/1/2014	4/15/2015	0.00	4,603,432.50	4,603,432.50	9,206,865.00	0.00	0.00	9,206,865.00	0.00	
SONOMA	SANTA ROSA HIGH	54/70920-00-003	Charter	P	4/3/2014	4/15/2015	0.00	319,127.40	319,127.40	638,254.80	0.00	0.00	638,254.80	0.00	
ALAMEDA	OAKLAND UNIFIED	54/61259-13-002	Charter	P	5/28/2014	5/27/2015	0.00	2,916,055.40	2,916,055.40	5,832,110.80	0.00	0.00	5,832,110.80	0.00	
ALAMEDA	OAKLAND UNIFIED	54/61259-13-002	Charter	P	5/28/2014	8/26/2015	0.00	8,558,059.50	8,558,059.50	17,116,119.00	0.00	0.00	17,116,119.00	0.00	
SANTA CLARA	ALUM ROCK UNION ELEMENTARY	54/69369-00-003	Charter	P	5/30/2014	12/9/2015	0.00	231,079.95	231,079.95	462,159.90	0.00	10,660.00	451,499.90	0.00	
SAN DIEGO	SAN DIEGO UNIFIED	54/68338-00-003	Charter	P	5/18/2017	1/24/2018	0.00	0.00	5,223,938.40	5,223,938.40	0.00	0.00	5,223,938.40	0.00	
SAN DIEGO	SAN DIEGO UNIFIED	54/68338-00-005	Charter	P	5/18/2017	1/24/2018	0.00	0.00	1,852,054.20	1,852,054.20	0.00	0.00	1,852,054.20	0.00	
ALAMEDA	OAKLAND UNIFIED	54/61259-09-008	Charter	P	5/26/2017	1/24/2018	0.00	1,109,148.30	1,109,148.30	2,218,296.60	0.00	0.00	2,218,296.60	0.00	
ALAMEDA	OAKLAND UNIFIED	54/61259-09-009	Charter	P	5/26/2017	1/24/2018	0.00	11,544,660.00	11,544,660.00	23,089,320.00	0.00	0.00	23,089,320.00	0.00	
SANTA BARBARA	LOMPOC UNIFIED	54/69229-00-001	Charter	P	6/1/2017	1/24/2018	0.00	135,120.30	331,062.30	466,182.60	0.00	0.00	466,182.60	0.00	
SAN DIEGO	SAN DIEGO UNIFIED	54/68338-00-006	Charter	P	6/2/2017	1/24/2018	0.00	0.00	23,036,581.80	23,036,581.80	0.00	0.00	23,036,581.80	0.00	
SAN DIEGO	SAN DIEGO UNIFIED	54/68338-00-007	Charter	P	6/2/2017	1/24/2018	0.00	0.00	11,742,390.90	11,742,390.90	0.00	0.00	11,742,390.90	0.00	
ALAMEDA	OAKLAND UNIFIED	54/61259-00-006	Charter	P	6/5/2017	1/24/2018	0.00	9,842,314.50	9,842,314.50	19,684,629.00	0.00	0.00	19,684,629.00	0.00	
ALAMEDA	OAKLAND UNIFIED	54/61259-09-006	Charter	P	6/5/2017	1/24/2018	0.00	2,139,365.70	2,139,365.70	4,278,731.40	0.00	0.00	4,278,731.40	0.00	
ALAMEDA	OAKLAND UNIFIED	54/61259-09-007	Charter	P	6/5/2017	1/24/2018	0.00	4,610,634.30	4,610,634.30	9,221,268.60	0.00	0.00	9,221,268.60	0.00	
ALAMEDA	OAKLAND UNIFIED	54/61259-09-010	Charter	P	6/5/2017	1/24/2018	0.00	1,801,854.90	1,801,854.90	3,603,709.80	0.00	0.00	3,603,709.80	0.00	
ALAMEDA	OAKLAND UNIFIED	54/61259-09-011	Charter	P	6/5/2017	1/24/2018	0.00	19,352,563.20	19,352,563.20	38,705,126.40	0.00	0.00	38,705,126.40	0.00	
ALAMEDA	OAKLAND UNIFIED	54/61259-13-005	Charter	P	6/5/2017	1/24/2018	0.00	626,722.20	626,722.20	1,253,444.40	0.00	0.00	1,253,444.40	0.00	
ALAMEDA	OAKLAND UNIFIED	54/61259-13-006	Charter	P	6/5/2017	1/24/2018	0.00	3,037,278.60	3,037,278.60	6,074,557.20	0.00	0.00	6,074,557.20	0.00	
CONTRA COSTA	WEST CONTRA COSTA UNIFIED	54/61796-04-001	Charter	P	6/5/2017	1/24/2018	0.00	6,658,852.50	6,658,852.50	13,317,705.00	0.00	0.00	13,317,705.00	0.00	
CONTRA COSTA	WEST CONTRA COSTA UNIFIED	54/61796-04-002	Charter	P	6/5/2017	1/24/2018	0.00	5,037,607.80	5,037,607.80	10,075,215.60	0.00	0.00	10,075,215.60	0.00	
MARIPOSA	MARIPOSA COUNTY UNIFIED	54/65532-00-001	Charter	P	6/5/2017	1/24/2018	0.00	0.00	1,092,709.80	1,092,709.80	0.00	0.00	1,092,709.80	0.00	
SACRAMENTO	SAN JUAN UNIFIED	54/67447-00-005	Charter	P	6/5/2017	1/24/2018	0.00	0.00	5,974,846.20	5,974,846.20	0.00	0.00	5,974,846.20	0.00	
TULARE	VISALIA UNIFIED	54/72256-00-001	Charter	P	6/5/2017	1/24/2018	0.00	3,378,707.10	3,378,707.10	6,757,414.20	0.00	0.00	6,757,414.20	0.00	
TULARE	VISALIA UNIFIED	54/72256-00-002	Charter	P	6/5/2017	1/24/2018	0.00	5,195,620.80	5,195,620.80	10,391,241.60	0.00	0.00	10,391,241.60	0.00	
TULARE	VISALIA UNIFIED	54/72256-00-003	Charter	P	6/5/2017	1/24/2018	0.00	2,169,537.30	2,169,537.30	4,339,074.60	0.00	0.00	4,339,074.60	0.00	
TULARE	VISALIA UNIFIED	54/72256-00-004	Charter	P	6/5/2017	1/24/2018	0.00	753,290.10	753,290.10	1,506,580.20	0.00	0.00	1,506,580.20	0.00	
SAN DIEGO	SAN DIEGO UNIFIED	54/68338-00-004	Charter	P	5/18/2017	2/28/2018	0.00	0.00	5,649,357.60	5,649,357.60	0.00	0.00	5,649,357.60	0.00	
SOLANO	VALLEJO CITY UNIFIED	54/70581-00-006	Charter	P	5/22/2016	2/28/2018	0.00	13,277,356.90	13,277,356.90	26,554,713.80	590,900.00	2,315,550.00	12,651,864.00	10,996,399.80	
SOLANO	VALLEJO CITY UNIFIED	54/70581-00-007	Charter	P	5/22/2016	2/28/2018	0.00	452,842.20	452,842.20	905,684.40	0.00	0.00	905,684.40	0.00	
ALAMEDA	OAKLAND UNIFIED	54/61259-12-005	Charter	P	5/26/2017	2/28/2018	0.00	1,673,397.00	1,673,397.00	3,346,794.00	0.00	0.00	3,346,794.00	0.00	
ALAMEDA	OAKLAND UNIFIED	54/61259-12-006	Charter	P	5/26/2017	2/28/2018	0.00	1,701,603.00	1,701,603.00	3,403,206.00	0.00	0.00	3,403,206.00	0.00	
SACRAMENTO	NATOMAS UNIFIED	54/75283-00-008	Charter	P	5/26/2017	2/28/2018	0.00	0.00	2,573,846.10	2,573,846.10	0.00	0.00	2,573,846.10	0.00	
LOS ANGELES	LOS ANGELES UNIFIED	54/64733-00-101	Charter	P	6/2/2017	2/28/2018	0.00	13,850,962.20	13,850,962.20	27,701,924.40	0.00	0.00	27,701,924.40	0.00	
ALAMEDA	OAKLAND UNIFIED	54/61259-00-011	Charter	P	6/2/2017	2/28/2018	0.00	9,184,988.70	9,184,988.70	18,369,977.40	0.00	0.00	18,369,977.40	0.00	
SAN DIEGO	SAN DIEGO UNIFIED	54/68338-00-008	Charter	P	6/2/2017	2/28/2018	0.00	0.00	15,156,028.80	15,156,028.80	0.00	0.00	15,156,028.80	0.00	
SANTA CLARA	MORGAN HILL UNIFIED	54/69583-00-002	Charter	P	6/5/2017	2/28/2018	0.00	6,209,740.80	6,209,740.80	12,419,481.60	0.00	0.00	12,419,481.60	0.00	
SAN DIEGO	CAJON VALLEY UNION ELEMENTARY	54/67991-00-002	Charter	P	6/5/2017	2/28/2018	0.00	2,365,949.70	2,365,949.70	4,731,899.40	0.00	0.00	4,731,899.40	0.00	
SAN DIEGO	CAJON VALLEY UNION ELEMENTARY	54/67991-00-003	Charter	P	6/5/2017	2/28/2018	0.00	1,567,601.10	1,567,601.10	3,135,202.20	0.00	0.00	3,135,202.20	0.00	
SANTA CLARA	EAST SIDE UNION HIGH	54/69427-00-005	Charter	P	6/5/2017	2/28/2018	0.00	13,973,119.20	13,973,119.20	27,946,238.40	0.00	0.00	27,946,238.40	0.00	
SANTA CLARA	EAST SIDE UNION HIGH	54/69427-00-006	Charter	P	6/5/2017	2/28/2018	0.00	246,867.30	246,867.30	493,734.60	0.00	0.00	493,734.60	0.00	
SAN DIEGO	CAJON VALLEY UNION ELEMENTARY	54/67991-00-001	Charter	P	6/5/2017	2/28/2018	0.00	4,381,450.20	4,381,450.20	8,762,900.40	0.00	0.00	8,762,900.40	0.00	
ALAMEDA	OAKLAND UNIFIED	54/61259-00-010	Charter	P	6/5/2017	2/28/2018	0.00	10,227,982.50	10,227,982.50	20,455,965.00	0.00	0.00	20,455,965.00	0.00	
SACRAMENTO	SAN JUAN UNIFIED	54/67447-00-006	Charter	P	6/5/2017	2/28/2018	0.00	0.00	5,701,526.10	5,701,526.10	0.00	0.00	5,701,526.10	0.00	
SAN BERNARDINO	SAN BERNARDINO CITY UNIFIED	54/67876-00-004	Charter	P	6/5/2017	2/28/2018	0.00	2,064,591.00	2,064,591.00	4,129,182.00	0.00	0.00	4,129,182.00	0.00	
SACRAMENTO	SACRAMENTO CITY UNIFIED	54/67439-00-007	Charter	P	6/5/2017	2/28/2018	0.00	5,049,542.70	5,049,542.70	10,099,085.40	0.00	0.00	10,099,085.40	0.00	
SACRAMENTO	SACRAMENTO CITY UNIFIED	54/67439-00-008	Charter	P	6/5/2017	2/28/2018	0.00	6,288,725.20	6,288,725.20	12,577,450.40	0.00	0.00	12,577,450.40	0.00	
SOLANO	VALLEJO CITY UNIFIED	54/70581-00-004	Charter	P	5/22/2017	05/23/2018	0.00	200,755.80	200,755.80	401,511.60	401,511.60	0.00	0.00	0.00	
SOLANO	VALLEJO CITY UNIFIED	54/70581-00-005	Charter	P	5/22/2017	05/23/2018	0.00	8,001,594.70	8,001,594.70	16,003,189.40	2,076,164.03	6,036,845.61	7,820,113.01	70,066.75	
LOS ANGELES	LOS ANGELES UNIFIED	54/64733-00-102	Charter	P	6/1/2017	05/23/2018	0.00	5,109,828.80	5,109,828.80	10,219,657.60	0.00	0.00	10,219,657.60	0.00	
SAN JOAQUIN	TRACY JOINT UNIFIED	54/75499-00-005	Charter	P	6/5/2017	05/23/2018	0.00	0.00	2,341,304.10	2,341,304.10	900,000.00	839,855.10	601,449.00	0.00	
ALAMEDA	HAYWARD UNIFIED	54/61192-02-003	Charter	P	6/5/2017	10/24/2018	0.00	7,006,307.40	7,006,307.40	14,012,614.80	0.00	0.00	14,012,614.80	0.00	
ALAMEDA	HAYWARD UNIFIED	54/61192-02-004	Charter	P	6/5/2017	10/24/2018	0.00	4,550,241.60	4,550,241.60	9,100,483.20	0.00	0.00	9,100,483.20	0.00	
ALAMEDA	SAN LORENZO UNIFIED	54/61309-00-003	Charter	P	6/5/2017	12/11/2018	0.00	7,608,998.60	7,608,998.60	15,217,997.20	0.00	0.00	15,217,997.20	0.00	
SACRAMENTO	SAN JUAN UNIFIED	54/67447-00-007	Charter	P	6/5/2017	12/11/2018	0.00	0.00	3,855,763.80	3,855,763.80	0.00	0.00	3,855,763.80	0.00	
LOS ANGELES	LOS ANGELES UNIFIED	54/64733-00-103	Charter	P	5/30/2017	5/22/2019	0.00	5,159,700.00	5,159,700.00	10,319,400.00	668,718.00	3,954,930.00	5,695,752.00	0.00	
RIVERSIDE	PERRIS ELEMENTARY	54/67199-00-001	Charter	P	6/5/2017	6/26/2019	0.00	0.00	9,523,442.70	9,523,442.70	0.00	0.00	7,455,591.70	2,067,851.00	
RIVERSIDE	PERRIS ELEMENTARY	54/67199-00-002	Charter	P	6/5/2017	6/26/2019	0.00	0.00	1,005,019.20	1,005,019.20	0.00	0.00	1,005,019.20	0.00	
Total								0.00	224,424,496.95	319,349,248.65	543,773,745.60	4,637,293.63	13,1		

INFORMATION ITEM

SCHOOL FACILITY PROGRAM
OFFICE OF PUBLIC SCHOOL CONSTRUCTION FUNDING WORKLOAD LISTING
(Applications Received Through July 31, 2019)

The New Construction and Modernization projects on this list represent completed applications awaiting the Office of Public School Construction (OPSC) processing and scheduling to the State Allocation Board.

This list includes future workload that is identified as:

- Pending reflects workload that has been processed by OPSC but awaiting further information/documentation from the district.
- Reviewing reflects currently being processed by OPSC.

Pursuant to SFP Regulation Section 1859.95.1, this list also includes applications that were received, but not reviewed by OPSC. This list is presented to the State Allocation Board for acknowledgement.

This list is also available on the Internet (link below) and is updated on the first and third Fridays of each month.
www.dgs.ca.gov/OPSC/Resources

SFP APPLICATIONS
New Construction and Charter School Facilities Program
- Workload as of July 31, 2019 -

District	County	Site Name	Application Number	OPSC Date Received	Estimated State Grant (a)	Financial Hardship (b)	Notification Occurred**
Grossmont Union High	San Diego	Valhala High	50/68130-12-008	10/29/15	\$ 3,858,896	\$ -	2/4/2019
Raisin City Elementary	Fresno	Raisin City Elementary	50/62380-00-001	03/10/16	\$ 3,535,707	\$ 3,535,707	2/4/2019
Palm Springs Unified	Riverside	Two Bunch Palms Elementary	50/67173-00-013	08/12/16	\$ 334,328	\$ -	3/5/2019
Panama-Buena Vista Union	Kern	Sing Lum Elementary	50/63362-00-040	08/15/16	\$ 8,988,375	\$ -	3/5/2019
Etiwanda Elementary	San Bernardino	Elementary #13	50/67702-00-015	08/15/16	\$ 15,179,007	\$ -	3/5/2019
Guadalupe Union Elementary	Santa Barbara	New Middle	50/69203-00-001	08/15/16	\$ 9,470,146	\$ 9,470,146	3/5/2019
Natomas Unified	Sacramento	Bannon Creek Elementary	50/75283-00-016	08/16/16	\$ 5,341,955	\$ -	3/5/2019
Burlingame	San Mateo	Burlingame Intermediate	50/68882-00-003	08/18/16	\$ 4,337,469	\$ -	3/5/2019
Burlingame	San Mateo	Hoover Elementary	50/68882-00-004	08/18/16	\$ 5,995,695	\$ -	3/5/2019
Riverside Unified	Riverside	Riverside STEM Academy	50/67215-00-026	08/24/16	\$ 452,717	\$ -	3/5/2019
Riverside Unified	Riverside	Jefferson Elementary	50/67215-00-027	08/24/16	\$ 311,237	\$ -	3/5/2019
Riverside Unified	Riverside	Castle View Elementary	50/67215-00-028	08/24/16	\$ 311,237	\$ -	3/5/2019
Fremont Unified	Alameda	Warm Springs Elementary	50/61176-00-008	08/29/16	\$ 4,143,412	\$ -	3/5/2019
Liberty Union High	Contra Costa	Liberty High	50/61721-00-006	09/14/16	\$ 2,748,797	\$ -	3/5/2019
Whittier City Elementary	Los Angeles	Wallen L. Andrews Elementary	50/65110-00-009	09/15/16	\$ 2,325,066	\$ -	3/5/2019
Whittier City Elementary	Los Angeles	Phelan (Daniel) Elementary	50/65110-00-010	09/16/16	\$ 680,996	\$ -	3/5/2019
Kerman Unified	Fresno	Kerman Middle	50/73999-00-008	09/21/16	\$ 296,785	\$ -	3/5/2019
Madera Unified	Madera	New K-6 Elementary	50/65243-00-010	09/29/16	\$ 11,445,005	\$ -	3/5/2019
Capistrano Unified	Orange	San Clemente High	50/66464-00-020	10/25/16	\$ 8,592,144	\$ -	3/5/2019
Capistrano Unified	Orange	San Juan Hills High	50/66464-00-021	10/25/16	\$ 8,115,189	\$ -	3/5/2019
Pioneer Union Elementary	Kings	Pioneer Elementary	50/63990-00-003	10/26/16	\$ 4,337,647	\$ -	4/2/2019
Merced City Elementary	Merced	Peterson Elementary	50/65771-00-021	10/26/16	\$ 713,510	\$ -	4/2/2019
Bayshore Elementary	San Mateo	Bayshore Elementary	50/68858-00-001	10/26/16	\$ 2,660,831	\$ 2,660,831	4/2/2019
Los Banos Unified	Merced	Mercey Springs Elementary	50/65755-00-010	10/27/16	\$ 4,733,373	\$ -	4/2/2019
Chaffey Joint Union High	San Bernardino	Rancho Cucamonga High	50/67652-00-021	10/27/16	\$ 1,619,213	\$ -	4/2/2019
Fresno Unified	Fresno	Turner Elementary	50/62166-06-007	10/28/16	\$ 2,681,414	\$ -	4/2/2019
Sanger Unified	Fresno	Sanger Academy Charter	50/62414-00-018	10/28/16	\$ 1,519,111	\$ -	4/2/2019
Manteca Unified	San Joaquin	Shasta Elementary	50/68593-00-024	10/28/16	\$ 2,210,445	\$ -	4/2/2019
Manteca Unified	San Joaquin	Lathrop Elementary	50/68593-00-025	10/28/16	\$ 2,782,724	\$ -	4/2/2019
Manteca Unified	San Joaquin	Sequoia Elementary	50/68593-00-026	10/28/16	\$ 2,302,306	\$ -	4/2/2019
Central Union High	Imperial	Phoenix Rising High	50/63115-00-001	10/31/16	\$ 469,996	\$ -	4/2/2019
Heber Elementary	Imperial	Dogwood Elementary	50/63131-00-005	10/31/16	\$ 1,938,209	\$ 1,938,209	4/2/2019
Sequoia Union High	San Mateo	Menlo-Atherton High	50/69062-01-013	10/31/16	\$ 3,032,044	\$ -	4/2/2019
Windsor Unified	Sonoma	Windsor Oaks Academy	50/75358-00-016	10/31/16	\$ 2,167,755	\$ -	4/2/2019
Dinuba Unified	Tulare	New High	50/75531-00-006	10/31/16	\$ 5,179,575	\$ 5,179,575	4/2/2019
Lancaster Elementary	Los Angeles	Endeavour Middle	50/64667-00-010	11/01/16	\$ 1,402,297	\$ -	4/2/2019
Tipton Elementary	Tulare	Tipton Elementary	50/72215-00-002	11/22/16	\$ 2,548,113	\$ 2,548,113	4/30/2019
Long Beach Unified	Los Angeles	Browning High	50/64725-00-019	12/12/16	\$ 14,094,276	\$ -	4/30/2019
Santa Maria-Bonita	Santa Barbara	Ida Redmond Taylor Elementary	50/69120-00-020	12/19/16	\$ 1,732,224	\$ -	4/30/2019
Santa Maria-Bonita	Santa Barbara	Liberty Elementary	50/69120-00-021	12/19/16	\$ 1,732,224	\$ -	4/30/2019
William S. Hart Union High	Los Angeles	Castaic High	50/65136-00-012	12/29/16	\$ 64,405,723	\$ -	4/30/2019
Folsom-Cordova Unified	Sacramento	Sundahl (Carl H.) Elementary	50/67330-21-009	01/06/17	\$ 6,088,796	\$ -	6/11/2019
Greenfield Union Elementary	Monterey	Apple Avenue Elementary	50/66035-00-002	01/07/17	\$ 2,345,428	\$ 2,345,428	6/11/2019
Corcoran Joint Unified	Kings	John Muir Middle	50/63891-00-001	01/13/17	\$ 750,830	\$ -	6/11/2019
Natomas Unified	Sacramento	Westlake K-8 Charter	50/75283-00-017	01/13/17	\$ 17,136,100	\$ -	6/11/2019
Perris Union High	Riverside	High School #4	50/67207-00-010	01/19/17	\$ 51,487,315	\$ -	6/11/2019
Pacific Elementary	Santa Cruz	Pacific Elementary	50/69781-00-001	01/20/17	\$ 111,040	\$ 111,040	6/11/2019
Pacific Elementary	Santa Cruz	Pacific Elementary	50/69781-00-002	01/20/17	\$ 111,040	\$ 111,040	6/11/2019

SFP APPLICATIONS
New Construction and Charter School Facilities Program
- Workload as of July 31, 2019 -

District	County	Site Name	Application Number	OPSC Date Received	Estimated State Grant (a)	Financial Hardship (b)	Notification Occurred**
Arvin Union Elementary	Kern	Sierra Vista Elementary	50/63313-00-003	01/26/17	\$ 3,734,020	\$ -	6/11/2019
Visalia Unified	Tulare	Riverway Elementary	50/72256-00-030	01/26/17	\$ 11,114,715	\$ -	6/11/2019
Natomas Unified	Sacramento	Heron Elementary	50/75283-00-018	02/03/17	\$ 3,124,919	\$ -	6/11/2019
Natomas Unified	Sacramento	Discovery High	50/75283-00-019	02/03/17	\$ 518,124	\$ -	6/11/2019
Pomona Unified	Los Angeles	Philadelphia Elementary	50/64907-00-032	02/06/17	\$ 2,330,783	\$ -	6/11/2019
Corcoran Joint Unified	Kings	Mark Twain Elementary	50/63891-00-002	02/07/17	\$ 1,327,950	\$ -	6/11/2019
Los Molinos Unified	Tehama	Los Molinos Elementary	50/71571-00-001	02/07/17	\$ 553,824	\$ 553,824	6/11/2019
Stockton Unified	San Joaquin	El Dorado Elementary	50/68676-04-002	02/09/17	\$ 423,811	\$ -	6/11/2019
Sequoia Union Elementary	Tulare	Sequoia Elementary	50/72116-00-002	02/24/17	\$ 427,885	\$ 427,885	7/1/2019
Jurupa Unified	Riverside	New K-8 School #5	50/67090-00-012	03/07/17	\$ 15,507,131	\$ -	7/1/2019
William S. Hart Union High	Los Angeles	Saugus High	50/65136-00-013	03/10/17	\$ 1,505,563	\$ -	7/1/2019
Buena Vista Elementary	Tulare	Buena Vista Elementary	50/71829-00-003	03/15/17	\$ 2,966,043	\$ 2,966,043	7/1/2019
Capistrano Unified	Orange	Esencia K-8	50/66464-00-022	03/22/17	\$ 35,047,431	\$ -	7/1/2019
Scotts Valley Unified	Santa Cruz	Scotts Valley Middle	50/75432-00-001	04/20/17	\$ 5,317,001	\$ -	7/1/2019
Downey Unified	Los Angeles	Stauffer Middle	50/64451-00-014	04/21/17	\$ 2,784,640	\$ -	7/1/2019
Elk Grove Unified	Sacramento	East Franklin Elementary	50/67314-00-047	04/24/17	\$ 14,783,137	\$ -	7/1/2019
Chula Vista Elementary	San Diego	Saburo Muraoka Elementary	50/68023-00-012	04/26/17	\$ 17,912,631	\$ -	7/1/2019
Capistrano Unified	Orange	Tesoro High	50/66464-00-023	05/05/17	\$ 7,841,392	\$ -	
Brittan Elementary	Sutter	Brittan Elementary	50/71357-00-002	05/05/17	\$ 4,097,432	\$ 4,097,432	
Downey Unified	Los Angeles	Stauffer Middle	50/64451-00-015	05/08/17	\$ 2,332,553	\$ -	
Kern High	Kern	Foothill High	50/63529-00-009	05/17/17	\$ 968,944	\$ -	
Lammersville Joint Unified	San Joaquin	Peter Hansen Elementary	50/76760-00-007	06/07/17	\$ 11,873,345	\$ -	
Ackerman Elementary	Placer	Bowman Elementary	50/66761-00-003	06/16/17	\$ 1,068,193	\$ -	
Standard Elementary	Kern	Standard Middle	50/63792-00-002	06/22/17	\$ 2,065,579	\$ -	
Farmersville Unified	Tulare	Farmersville High	50/75325-00-008	06/23/17	\$ 1,926,790	\$ 1,926,790	
Imperial Unified	Imperial	Cross Elementary	50/63164-00-006	07/03/17	\$ 11,889,879	\$ -	
Palm Springs Unified	Riverside	Agua Caliente Elementary	50/67173-00-014	07/06/17	\$ 4,873,871	\$ -	
Pierce Joint Unified	Colusa	Pierce High	50/61614-00-004	07/07/17	\$ 1,480,857	\$ -	
Jurupa Unified	Riverside	Sunnyslope Elementary	50/67090-00-013	07/12/17	\$ 2,722,065	\$ -	
Oxnard Elementary	Ventura	Lemonwood Elementary	50/72538-00-013	07/19/17	\$ 12,225,183	\$ -	
Sacramento County Office of Education	Sacramento	New Community School	50/10348-00-003	07/25/17	\$ 404,846	\$ 404,846	
Dublin Unified	Alameda	Dougherty Elementary	50/75093-00-011	07/28/17	\$ 1,998,741	\$ -	
Poway Unified	San Diego	Stone Ranch Elementary	50/68296-00-022	08/01/17	\$ 6,508,805	\$ -	
Riverside Unified	Riverside	John F. Kennedy Elementary	50/67215-00-029	08/02/17	\$ 315,887	\$ -	
Riverside Unified	Riverside	Emerson Elementary	50/67215-00-030	08/02/17	\$ 315,887	\$ -	
Chawanakee Unified	Madera	Hillside Elementary	50/75606-00-002	08/02/17	\$ 12,565,858	\$ -	
Sequoia Union High	San Mateo	Redwood High	50/69062-00-018	08/03/17	\$ 2,218,255	\$ -	
Irvine Unified	Orange	Portola Springs Elementary	50/73650-00-031	08/03/17	\$ 948,994	\$ -	
Dublin Unified	Alameda	Cottonwood Creek Elementary	50/75093-00-012	08/07/17	\$ 22,789,083	\$ -	
Corona-Norco Unified	Riverside	Augustine Ramirez Intermediate	50/67033-00-040	08/08/17	\$ 1,009,935	\$ -	
William S. Hart Union High	Los Angeles	Placerita Junior High	50/65136-00-014	08/09/17	\$ 2,890,803	\$ -	
Alisal Union	Monterey	Fremont Elementary	50/65961-00-011	08/10/17	\$ 7,231,447	\$ -	
Hesperia Unified	San Bernardino	Maple Elementary	50/75044-00-035	08/10/17	\$ 648,182	\$ -	
Murrieta Valley Unified	Riverside	Vista Murrieta High	50/75200-00-024	08/11/17	\$ 5,794,403	\$ -	
Porterville Unified	Tulare	Porterville High	50/75523-00-008	08/11/17	\$ 906,565	\$ -	
Porterville Unified	Tulare	Monache High	50/75523-00-009	08/11/17	\$ 2,525,778	\$ -	
Lamont Elementary	Kern	Myrtle Avenue Elementary	50/63560-00-001	08/14/17	\$ 248,990	\$ -	
Western Placer Unified	Placer	Lincoln High	50/66951-00-009	08/14/17	\$ 2,965,340	\$ -	

SFP APPLICATIONS
New Construction and Charter School Facilities Program
- Workload as of July 31, 2019 -

District	County	Site Name	Application Number	OPSC Date Received	Estimated State Grant (a)	Financial Hardship (b)	Notification Occurred**
Sanger Unified	Fresno	Ronald W. Reagan Elementary	50/62414-00-019	08/15/17	\$ 576,555	\$ -	
Sanger Unified	Fresno	Sequoia Elementary	50/62414-00-020	08/15/17	\$ 972,351	\$ -	
Sanger Unified	Fresno	Washington Academic Middle	50/62414-00-021	08/15/17	\$ 83,348	\$ -	
Bakersfield City Elementary	Kern	Voorhies Elementary	50/63321-00-031	08/15/17	\$ 1,330,267	\$ -	
Escondido Union Elementary	San Diego	Mission Middle	50/68098-00-007	08/15/17	\$ 3,500,559	\$ -	
Old Adobe Union Elementary	Sonoma	Loma Vista Immersion Academy	50/70847-00-003	08/15/17	\$ 1,363,324	\$ -	
Natomas Unified	Sacramento	Natomas Park Elementary	50/75283-00-020	08/15/17	\$ 3,086,656	\$ -	
Martinez Unified	Contra Costa	Alhambra Senior High	50/61739-00-003	08/16/17	\$ 2,742,337	\$ -	
Escondido Union	San Diego	Quantum Academy	50/68098-00-008	08/16/17	\$ 1,410,545	\$ -	
Fremont Unified	Alameda	Brookvale Elementary	50/61176-00-009	08/17/17	\$ 2,518,817	\$ -	
Fremont Unified	Alameda	Patterson Elementary	50/61176-00-010	08/17/17	\$ 2,526,392	\$ -	
Alameda City Unified	Alameda	Frank Otis Elementary	50/61119-00-001	08/18/17	\$ 2,195,724	\$ -	
McCabe Union Elementary	Imperial	Corfman Middle	50/63180-00-004	08/18/17	\$ 706,996	\$ -	
Natomas Unified	Sacramento	Natomas Pacific Pathways Prep Middle	50/75283-00-021	08/18/17	\$ 3,948,395	\$ -	
Jurupa Unified	Riverside	New K-8 School #5	50/67090-00-014	08/23/17	\$ 3,581,554	\$ -	
Placer Union High	Placer	Del Oro High	50/66894-00-006	08/24/17	\$ 14,245,259	\$ -	
Cutler-Orosi Joint Unified	Tulare	Orosi High	50/71860-00-006	08/24/17	\$ 3,431,530	\$ -	
Irvine Unified	Orange	Rancho San Joaquin Middle	50/73650-00-032	08/24/17	\$ 10,223,148	\$ 10,223,148	
Merced City Elementary	Merced	Ada Givens Elementary	50/65771-00-022	08/25/17	\$ 1,205,026	\$ -	
Sacramento City Unified	Sacramento	Kit Carson Middle	50/67439-00-004	08/30/17	\$ 1,970,132	\$ -	
Capay Joint Union Elementary	Glenn	Capay Joint Union Elementary	50/62554-00-001	09/01/17	\$ 2,070,382	\$ 2,070,382	
Palo Verde Union Elementary	Tulare	Palo Verde Elementary	50/72033-00-004	09/01/17	\$ 61,069	\$ 61,069	
Irvine Unified	Orange	Heritage Field K-8	50/73650-00-033	09/06/17	\$ 41,372,337	\$ -	
Bakersfield City Elementary	Kern	Stella Hills Elementary	50/63321-00-032	09/14/17	\$ 3,229,025	\$ -	
Bakersfield City Elementary	Kern	Evergreen Elementary	50/63321-00-033	09/15/17	\$ 1,457,130	\$ -	
Weaver Union	Merced	Weaver Middle	50/65862-00-002	09/15/17	\$ 4,595,737	\$ -	
Heber Elementary	Imperial	Heber Elementary	50/63131-00-007	09/18/17	\$ 3,014,314	\$ -	
Raymond-Knowles Union Elementary	Madera	Raymond-Knowles Elementary	50/65276-00-001	09/19/17	\$ 197,883	\$ 197,883	
Burbank Unified	Los Angeles	Bret Harte Elementary	50/64337-00-003	09/21/17	\$ 630,828	\$ -	
Saugus Union	Los Angeles	West Creek Academy	50/64998-00-019	09/27/17	\$ 3,699,651	\$ -	
Maple Elementary	Kern	Maple Elementary	50/63610-00-002	09/29/17	\$ 1,023,481	\$ 1,023,481	
Banta Elementary	San Joaquin	Banta Elementary	50/68486-00-003	09/29/17	\$ 196,978	\$ 196,978	
Greenfield Union Elementary	Monterey	Mary Chapa Literacy and Technology Academy	50/66035-00-003	10/03/17	\$ 749,769	\$ 749,769	
Antelope Elementary	Tehama	Antelope Elementary	50/71472-00-001	10/06/17	\$ 38,695	\$ -	
Antelope Elementary	Tehama	Antelope Elementary	50/71472-00-002	10/06/17	\$ 38,695	\$ -	
Antelope Elementary	Tehama	Antelope Elementary	50/71472-00-003	10/06/17	\$ 38,695	\$ -	
Antelope Elementary	Tehama	Antelope Elementary	50/71472-00-004	10/06/17	\$ 218,001	\$ -	
Palo Alto Unified	Santa Clara	Henry M. Gunn High	50/69641-00-003	10/11/17	\$ 3,238,427	\$ -	
Milpitas Unified	Santa Clara	Mabel Mattos Elementary	50/73387-00-001	10/12/17	\$ 16,845,997	\$ -	
Firebaugh-Las Deltas Joint Unified	Fresno	Arthur E. Mills Intermediate	50/73809-00-005	10/12/17	\$ 397,254	\$ -	
Panama-Buena Vista Union	Kern	Dolores S. Whitley Elementary	50/63362-00-041	10/16/17	\$ 12,071,259	\$ -	
Folsom-Cordova Unified	Sacramento	Sutter Middle	50/67330-21-010	10/16/17	\$ 6,584,059	\$ -	
Folsom-Cordova Unified	Sacramento	Oak Chan Elementary	50/67330-21-011	10/16/17	\$ 8,445,042	\$ -	
Lancaster Elementary	Los Angeles	Linda Verde Elementary	50/64667-00-011	10/17/17	\$ 1,115,805	\$ -	
Southern Humboldt Joint Unified	Humboldt	South Fork Junior - Senior High	50/63040-00-001	10/18/17	\$ 1,360,522	\$ -	
Southern Humboldt Joint Unified	Humboldt	Redway Elementary	50/63040-00-002	10/18/17	\$ 896,296	\$ -	
Greenfield Union Elementary	Monterey	Apple Avenue Elementary	50/66035-00-002	10/19/17	\$ 9,381,712	\$ 9,381,712	
Central Unified	Fresno	Hahn Phan Tilley	50/73965-00-019	10/23/17	\$ 11,679,644	\$ -	

SFP APPLICATIONS
New Construction and Charter School Facilities Program
- Workload as of July 31, 2019 -

District	County	Site Name	Application Number	OPSC Date Received	Estimated State Grant (a)	Financial Hardship (b)	Notification Occurred**
Hollister Elementary	San Benito	Santana Ranch Elementary TK-8	50/67470-00-003	10/26/17	\$ 2,061,901	\$ 2,061,901	
Santa Paula Unified	Ventura	East Area 1	50/76828-00-001	10/27/17	\$ 24,572,839	\$ -	
Fremont Unified	Alameda	Lila Bringham Elementary	50/61176-00-011	10/31/17	\$ 32,667,294	\$ -	
San Benito High	San Benito	San Benito High	50/67538-00-002	10/31/17	\$ 5,002,975	\$ -	
San Marcos Unified	San Diego	Alvin M Dunn Elementary	50/73791-00-016	10/31/17	\$ 8,926,096	\$ -	
Dinuba Unified	Tulare	New High	50/75531-00-007	10/31/17	\$ 1,195,768	\$ 1,195,768	
Wiseburn Unified	Los Angeles	Wiseburn High	50/76869-00-001	10/31/17	\$ 963,069	\$ -	
San Marcos Unified	San Diego	Alvin M Dunn Elementary	50/73791-00-017	11/03/17	\$ 433,316	\$ -	
Oxnard Elementary	Ventura	Thurgood Marshall Elementary	50/72538-00-014	11/13/17	\$ 4,113,728	\$ -	
Lammersville Joint Unified	San Joaquin	Mountain House High	50/76760-00-008	11/29/17	\$ 4,515,588	\$ -	
Millville Elementary	Shasta	Millville Elementary	50/70052-00-002	12/04/17	\$ 387,910	\$ 387,910	
Hollister Elementary	San Benito	Sunnyslope Elementary	50/67470-00-004	12/07/17	\$ 5,060,372	\$ -	
Wasco Union Elementary	Kern	Teresa Burke Elementary	50/63842-00-004	12/11/17	\$ 926,805	\$ -	
Ceres Unified	Stanislaus	Central Valley High	50/71043-00-034	12/14/17	\$ 2,348,896	\$ -	
Beaumont Unified	Riverside	Starlight Elementary	50/66993-00-019	12/19/17	\$ 13,448,499	\$ -	
Kerman Unified	Fresno	Kerman High	50/73999-00-009	12/19/17	\$ 8,430,953	\$ -	
Santa Maria Joint Union High	Santa Barbara	Ernest Righetti High	50/69310-00-007	12/21/17	\$ 16,425,817	\$ -	
Irvine Unified	Orange	Stone Creek Elementary	50/73650-00-034	12/26/17	\$ 681,602	\$ -	
Fremont Unified	Alameda	American High	50/61176-00-012	01/02/18	\$ 8,941,241	\$ -	
Merced City Elementary	Merced	Franklin Elementary	50/65771-00-023	01/04/18	\$ 1,254,719	\$ -	
Butteville Union Elementary	Siskiyou	Butteville Elementary	50/70201-00-002	01/08/18	\$ 794,536	\$ -	
Menifee Union Elementary	Riverside	Elementary #14	50/67116-00-015	01/10/18	\$ 13,764,919	\$ -	
Rio Elementary	Ventura	Rio Steam K-8	50/72561-00-006	01/12/18	\$ 12,743,164	\$ -	
Redondo Beach Unified	Los Angeles	Redondo Union High	50/75341-00-001	01/16/18	\$ 2,646,278	\$ -	
San Ramon Valley Unified	Contra Costa	Stone Valley Middle	50/61804-00-042	01/17/18	\$ 2,259,928	\$ -	
Monson-Sultana Joint Union Elementary	Tulare	Monson-Sultana Elementary	50/72009-00-002	01/22/18	\$ 189,699	\$ 189,699	
Escondido Union	San Diego	Central Elementary	50/68098-00-009	01/23/18	\$ 3,704,661	\$ -	
Fairfield-Suisun Unified	Solano	Public Safety Academy	50/70540-00-027	01/25/18	\$ 4,803,198	\$ -	
Irvine Unified	Orange	Creekside High	50/73650-00-035	01/25/18	\$ 1,579,717	\$ -	
Irvine Unified	Orange	Sierra Vista Middle	50/73650-00-036	01/25/18	\$ 1,572,100	\$ -	
Irvine Unified	Orange	South Lake Middle	50/73650-00-037	01/25/18	\$ 870,227	\$ -	
Southern Kern Unified	Kern	Hamilton Elementary	50/63776-00-002	02/13/18	\$ 11,736,558	\$ 11,736,558	
West Park Elementary	Fresno	West Park Elementary	50/62539-00-001	02/15/18	\$ 528,065	\$ 528,065	
Beaumont Unified	Riverside	Beaumont Senior High	50/66993-00-020	02/20/18	\$ 965,901	\$ -	
Carpinteria Unified	Santa Barbara	Carpinteria Family	50/69146-00-002	02/27/18	\$ 1,382,615	\$ -	
Carpinteria Unified	Santa Barbara	Canalino Elementary	50/69146-00-003	02/27/18	\$ 1,252,982	\$ -	
Irvine Unified	Orange	Eastshore Elementary	50/73650-00-038	03/02/18	\$ 835,854	\$ -	
Irvine Unified	Orange	Venado Middle	50/73650-00-039	03/02/18	\$ 2,231,969	\$ -	
Corona-Norco Unified	Riverside	John Adams Elementary	50/67033-00-041	03/06/18	\$ 3,086,390	\$ -	
Roseville Joint Union High	Placer	New High School #6	50/66928-00-008	03/12/18	\$ 26,629,500	\$ -	
Tulare City	Tulare	Alpine Vista Elementary	50/72231-00-005	03/13/18	\$ 3,969,972	\$ -	
Gerber Union Elementary	Tehama	Gerber Elementary	50/71548-00-001	03/15/18	\$ 468,016	\$ 468,016	
Newman-Crows Landing Unified	Stanislaus	Hurd Barrington Elementary	50/73601-00-005	03/16/18	\$ 578,350	\$ -	
Snowline Joint Unified	San Bernardino	New Elementary	50/73957-00-016	03/19/18	\$ 1,850,720	\$ 1,850,720	
Snowline Joint Unified	San Bernardino	New Elementary	50/73957-00-017	03/19/18	\$ 84,062	\$ 84,062	
Snowline Joint Unified	San Bernardino	New Elementary	50/73957-00-018	03/19/18	\$ 84,062	\$ 84,062	
San Jacinto Unified	Riverside	New Middle School	50/67249-00-017	03/21/18	\$ 25,322,444	\$ -	
Irvine Unified	Orange	Loma Ridge Elementary	50/73650-00-040	03/21/18	\$ 33,872,655	\$ -	

SFP APPLICATIONS
New Construction and Charter School Facilities Program
- Workload as of July 31, 2019 -

District	County	Site Name	Application Number	OPSC Date Received	Estimated State Grant (a)	Financial Hardship (b)	Notification Occurred**
Livingston Union	Merced	Campus Park Elementary	50/65748-00-003	03/28/18	\$ 2,247,743	\$ -	
Livingston Union	Merced	Selma Herndon Elementary	50/65748-00-004	03/28/18	\$ 1,101,192	\$ -	
Livingston Union	Merced	Yamato Colony Elementary	50/65748-00-005	03/28/18	\$ 774,268	\$ -	
Victor Elementary	San Bernardino	Elementary School #20	50/67918-00-011	03/30/18	\$ 10,935,579	\$ -	
Madera Unified	Madera	Matilda Torres High	50/65243-00-011	04/03/18	\$ 36,161,659	\$ -	
San Jose Unified	Santa Clara	San Jose High	50/69666-00-001	04/06/18	\$ 471,583	\$ -	
Corona-Norco Unified	Riverside	Lincoln Alternative Elementary	50/67033-00-042	04/10/18	\$ 1,641,187	\$ -	
Irvine Unified	Orange	Rancho San Joaquin Middle	50/73650-00-041	04/11/18	\$ 1,108,967	\$ -	
Coalinga-Huron Unified	Fresno	Huron Elementary	50/62125-00-005	04/13/18	\$ 3,166,987	\$ -	
Coalinga-Huron Unified	Fresno	Henry F Bishop Elementary	50/62125-00-006	04/13/18	\$ 2,601,786	\$ -	
Coalinga-Huron Unified	Fresno	Nell Dawson Elementary	50/62125-00-007	04/13/18	\$ 3,397,140	\$ -	
Coalinga-Huron Unified	Fresno	Huron Middle	50/62125-00-008	04/13/18	\$ 3,304,410	\$ -	
Santa Maria Joint Union High	Santa Barbara	Ag Ed & Career Tech Center	50/69310-00-008	04/17/18	\$ 4,547,024	\$ -	
San Marcos Unified	San Diego	San Marcos Middle	50/73791-00-018	04/17/18	\$ 9,500,378	\$ -	
Clay Joint Elementary	Fresno	Clay Elementary	50/62109-00-003	04/19/18	\$ 1,422,476	\$ 1,422,476	
Buckeye Union Elementary	El Dorado	Charter Montessori Valley View Campus	50/61838-00-008	04/23/18	\$ 2,289,961	\$ -	
Oxnard	Ventura	Elm Street Elementary	50/72538-00-015	04/30/18	\$ 8,595,811	\$ -	
Oakley Union Elementary	Contra Costa	Summer Lake Elementary	50/61762-00-011	05/03/18	\$ 11,345,343	\$ 11,345,343	
Centinela Valley Union High	Los Angeles	Lawndale High	50/64352-00-006	05/04/18	\$ 5,840,880	\$ -	
Sutter Union High	Sutter	Sutter High	50/71449-00-003	05/08/18	\$ 6,127,663	\$ 6,127,663	
Sanger Unified	Fresno	Sanger Educational Complex	50/62414-00-022	05/11/18	\$ 24,284,563	\$ -	
Wasco Union Elementary	Kern	Palm Avenue Elementary	50/63842-00-005	05/21/18	\$ 1,363,433	\$ 1,363,433	
Visalia Unified	Tulare	Denton Elementary	50/72256-00-031	05/21/18	\$ 9,966,124	\$ -	
Jurupa Unified	Riverside	Glen Avon Elementary	50/67090-00-015	05/22/18	\$ 914,157	\$ -	
San Dieguito Union High	San Diego	Pacific Trails Middle	50/68346-00-005	05/29/18	\$ 6,239,976	\$ -	
Bakersfield City	Kern	Noble Elementary	50/63321-00-034	05/31/18	\$ 1,584,750	\$ -	
Konocti Unified	Lake	Lower Lake High	50/64022-00-001	05/31/18	\$ 478,657	\$ -	
Kern High	Kern	Independence High	50/63529-00-010	06/05/18	\$ 9,406,276	\$ -	
Caruthers Unified	Fresno	Caruthers Elementary	50/75598-00-001	06/05/18	\$ 1,702,182	\$ -	
Brea-Olinda Unified	Orange	Olinda Elementary	50/66449-00-002	06/08/18	\$ 867,837	\$ -	
Woodland Joint Unified	Yolo	Spring Lake Elementary	50/72710-00-006	06/08/18	\$ 4,633,025	\$ -	
Corona-Norco Unified	Riverside	Norco Elementary	50/67033-00-043	06/12/18	\$ 1,937,594	\$ -	
Riverdale Joint Unified	Fresno	Riverdale Elementary	50/75408-00-002	06/14/18	\$ 1,719,374	\$ -	
Fairfield-Suisun Unified	Solano	Grange Middle	50/70540-00-028	06/18/18	\$ 2,732,268	\$ -	
Walnut Valley Unified	Los Angeles	Quail Summit Elementary	50/73460-00-010	06/20/18	\$ 324,226	\$ -	
Lemoore Union High	Kings	Lemoore High	50/63982-00-002	06/22/18	\$ 1,221,650	\$ -	
Tulare Joint Union High	Tulare	Tulare Western High	50/72249-00-003	06/22/18	\$ 602,300	\$ -	
San Marcos Unified	San Diego	La Costa Meadows Elementary	50/73791-00-019	06/25/18	\$ 1,622,639	\$ -	
San Marcos Unified	San Diego	La Costa Meadows Elementary	50/73791-00-020	06/25/18	\$ 981,918	\$ -	
Dinuba Unified	Tulare	New High	50/75531-00-006	06/27/18	\$ 48,607,132	\$ 48,607,132	
Bakersfield City	Kern	Leo G Pauly Elementary	50/63321-00-035	06/28/18	\$ 1,464,460	\$ -	
Bakersfield City	Kern	Leo G Pauly Elementary	50/63321-00-036	06/28/18	\$ 1,692,826	\$ -	
Western Placer Unified	Placer	Glen Edwards Middle	50/66951-00-010	06/29/18	\$ 4,168,288	\$ -	
Fowler Unified	Fresno	Fowler High	50/62158-00-002	07/05/18	\$ 1,662,406	\$ -	
Guadalupe Union Elementary	Santa Barbara	Kermit McKenzie Junior High	50/69203-00-002	07/06/18	\$ 1,692,026	\$ -	
Irvine Unified	Orange	Cypress Village Elementary	50/73650-00-042	07/06/18	\$ 1,394,110	\$ -	
Irvine Unified	Orange	Woodbridge High	50/73650-00-043	07/06/18	\$ 3,041,419	\$ -	
Bakersfield City	Kern	Hort Elementary	50/63321-00-037	07/10/18	\$ 2,574,301	\$ -	

SFP APPLICATIONS
New Construction and Charter School Facilities Program
- Workload as of July 31, 2019 -

District	County	Site Name	Application Number	OPSC Date Received	Estimated State Grant (a)	Financial Hardship (b)	Notification Occurred**
Bakersfield City	Kern	Bessie E Owens Intermediate	50/63321-00-038	07/12/18	\$ 1,416,427	\$ -	
Bakersfield City	Kern	Evergreen Elementary	50/63321-00-039	07/13/18	\$ 1,381,396	\$ -	
Merced City Elementary	Merced	Rudolph Rivera Elementary	50/65771-00-024	07/13/18	\$ 744,286	\$ -	
Imperial County Office of Education	Imperial	La Paloma Elementary	50/10132-01-005	07/16/18	\$ 117,011	\$ 117,011	
Imperial County Office of Education	Imperial	Cross Elementary	50/10132-02-002	07/16/18	\$ 234,022	\$ 234,022	
Imperial County Office of Education	Imperial	Calexico High	50/10132-03-006	07/16/18	\$ 234,022	\$ 234,022	
Imperial County Office of Education	Imperial	La Victoria Elementary	50/10132-03-007	07/16/18	\$ 351,032	\$ 351,032	
Imperial County Office of Education	Imperial	De Anza 9th Grade Academy	50/10132-03-008	07/16/18	\$ 351,032	\$ 351,032	
Fairfield-Suisun Unified	Solano	Fairview Elementary	50/70540-00-029	07/16/18	\$ 2,577,077	\$ -	
Liberty Elementary	Tulare	Liberty Elementary	50/71985-00-004	07/16/18	\$ 3,015,213	\$ -	
Gustine Unified	Merced	Gustine High	50/73619-00-006	07/16/18	\$ 2,092,598	\$ 2,092,598	
Hanford Elementary	Kings	Martin Luther King Jr Elementary	50/63917-00-004	07/19/18	\$ 2,798,162	\$ -	
Sequoia Union High	San Mateo	TIDE Academy	50/69062-01-009	07/19/18	\$ 17,996,168	\$ -	
Oxnard	Ventura	Emilie Ritchen Elementary	50/72538-00-016	07/19/18	\$ 808,227	\$ -	
Oxnard	Ventura	Norman R Brekke Elementary	50/72538-00-017	07/19/18	\$ 645,848	\$ -	
Oxnard	Ventura	Christa McAuliffe Elementary	50/72538-00-018	07/19/18	\$ 863,865	\$ -	
Lucia Mar Unified	San Luis Obispo	Oceano Elementary	50/68759-00-008	07/25/18	\$ 3,960,355	\$ -	
Gustine Unified	Merced	Romero Elementary	50/73619-00-007	07/26/18	\$ 1,420,047	\$ 1,420,047	
Ripon Unified	San Joaquin	Colony Oak Elementary	50/68650-00-007	07/27/18	\$ 8,081,016	\$ -	
Oxnard	Ventura	Lemonwood Elementary	50/72538-00-019	07/27/18	\$ 1,937,447	\$ -	
Oxnard	Ventura	Elm Street Elementary	50/72538-00-020	07/27/18	\$ 832,824	\$ -	
Oxnard	Ventura	Thurgood Marshall Elementary	50/72538-00-021	07/27/18	\$ 957,376	\$ -	
Oxnard	Ventura	McKinna Elementary	50/72538-00-022	07/27/18	\$ 10,247,550	\$ -	
Oxnard	Ventura	McKinna Elementary	50/72538-00-023	07/27/18	\$ 960,061	\$ -	
Kern High	Kern	Frontier High	50/63529-00-011	07/30/18	\$ 4,390,293	\$ -	
Oxnard	Ventura	Ramona Elementary	50/72538-00-024	07/30/18	\$ 660,882	\$ -	
Irvine Unified	Orange	Springbrook Elementary	50/73650-00-044	07/30/18	\$ 1,626,156	\$ -	
Konocti Unified	Lake	Lower Lake Elementary	50/64022-00-002	08/06/18	\$ 350,352	\$ -	
Redlands Unified	San Bernardino	Mission Elementary	50/67843-00-009	08/06/18	\$ 532,726	\$ -	
Clovis Unified	Fresno	Reagan Elementary	50/62117-00-022	08/07/18	\$ 440,947	\$ -	
Clovis Unified	Fresno	Reyburn Intermediate	50/62117-00-023	08/07/18	\$ 441,108	\$ -	
Clovis Unified	Fresno	James S Fugman Elementary	50/62117-00-024	08/07/18	\$ 254,782	\$ -	
Atwater Elementary	Merced	Peggy Heller Elementary	50/65631-00-005	08/07/18	\$ 2,312,887	\$ -	
Tustin Unified	Orange	Robert Heideman Elementary	50/73643-00-022	08/07/18	\$ 1,447,625	\$ -	
Los Banos Unified	Merced	Pacheco High	50/65755-00-011	08/08/18	\$ 1,492,303	\$ -	
Southern Kern Unified	Kern	Tropico Middle	50/63776-00-004	08/09/18	\$ 11,870,062	\$ 11,870,062	
Los Banos Unified	Merced	Volta Elementary	50/65755-00-012	08/09/18	\$ 1,076,430	\$ -	
Pajaro Valley Unified	Santa Cruz	Aptos Junior High	50/69799-00-009	08/09/18	\$ 2,254,552	\$ -	
Pajaro Valley Unified	Santa Cruz	Valencia Elementary	50/69799-00-010	08/09/18	\$ 1,457,285	\$ -	
Chico Unified	Butte	Neal Dow Elementary	50/61424-00-007	08/10/18	\$ 1,589,066	\$ -	
Chico Unified	Butte	Marigold Elementary	50/61424-00-008	08/10/18	\$ 656,036	\$ -	
Chico Unified	Butte	Loma Vista	50/61424-00-009	08/10/18	\$ 667,338	\$ -	
Chico Unified	Butte	Shasta Elementary	50/61424-00-010	08/10/18	\$ 1,691,974	\$ -	
Albany City Unified	Alameda	Albany Middle	50/61127-00-003	08/13/18	\$ 4,492,118	\$ -	
Bakersfield City	Kern	New Elementary	50/63321-00-040	08/15/18	\$ 14,612,348	\$ 14,612,348	
Roberts Ferry Union Elementary	Stanislaus	Roberts Ferry Union Elementary	50/71233-00-002	08/15/18	\$ 537,066	\$ 537,066	
Monson-Sultana Joint Union Elementary	Tulare	Monson-Sultana Elementary	50/72009-00-003	08/15/18	\$ 1,324,540	\$ 1,324,540	
Willows Unified	Glenn	Murdock Elementary	50/62661-00-001	08/17/18	\$ 1,303,978	\$ -	

SFP APPLICATIONS
New Construction and Charter School Facilities Program
- Workload as of July 31, 2019 -

District	County	Site Name	Application Number	OPSC Date Received	Estimated State Grant (a)	Financial Hardship (b)	Notification Occurred**
Centinela Valley Union High	Los Angeles	Hawthorne High	50/64352-00-007	08/17/18	\$ 1,122,890	\$ -	
Anaheim Union High	Orange	Dale Junior High	50/66431-05-002	08/17/18	\$ 2,491,096	\$ -	
Anaheim Union High	Orange	Oxford Academy	50/66431-05-003	08/17/18	\$ 1,470,799	\$ -	
Corona-Norco Unified	Riverside	Dr Bernice Jameson Todd Academy	50/67033-00-044	08/17/18	\$ 5,996,385	\$ -	
Templeton Unified	San Luis Obispo	Templeton High	50/68841-00-002	08/17/18	\$ 3,406,620	\$ -	
Gustine Unified	Merced	Gustine Middle	50/73619-00-008	08/17/18	\$ 1,458,100	\$ 1,458,100	
Gustine Unified	Merced	Gustine Elementary	50/73619-00-009	08/17/18	\$ 1,433,571	\$ 1,433,571	
Irvine Unified	Orange	Canyon View Elementary	50/73650-00-045	08/17/18	\$ 932,595	\$ -	
Yuba County Office of Education	Yuba	Virginia School	50/10587-00-004	08/22/18	\$ 613,950	\$ 613,950	
Yuba County Office of Education	Yuba	Virginia School	50/10587-00-005	08/22/18	\$ 382,468	\$ 382,468	
Corona-Norco Unified	Riverside	Rondo Elementary	50/67033-00-045	08/22/18	\$ 16,832,543	\$ -	
San Dieguito Union High	San Diego	San Dieguito High Academy	50/68346-00-006***	08/23/18	\$ 6,836,372	\$ -	
Rocklin Unified	Placer	Elementary #12	50/75085-00-014***	08/23/18	\$ 16,135,519	\$ -	
San Carlos Elementary	San Mateo	San Carlos Charter Learning Center	50/69021-00-001***	08/24/18	\$ 5,939,528	\$ -	
Irvine Unified	Orange	Meadow Park Elementary	50/73650-00-046***	08/24/18	\$ 1,149,109	\$ -	
Irvine Unified	Orange	Brywood Elementary	50/73650-00-047***	08/24/18	\$ 1,094,082	\$ -	
Roseville City Elementary	Placer	Riego Creek Elementary	50/66910-00-015***	08/29/18	\$ 13,101,726	\$ -	
Tahoe-Truckee Unified	Placer	Kings Beach Elementary	50/66944-00-006***	08/29/18	\$ 1,810,817	\$ -	
Tahoe-Truckee Unified	Placer	Tahoe Truckee High	50/66944-00-007***	08/29/18	\$ 7,839,397	\$ -	
Tahoe-Truckee Unified	Placer	Donner Trail Elementary	50/66944-00-008***	08/29/18	\$ 564,411	\$ -	
Los Angeles Unified	Los Angeles	Castlebay Lane Elementary	50/64733-00-144***	08/30/18	\$ 2,539,262	\$ -	
Los Angeles Unified	Los Angeles	Latona Avenue Elementary	50/64733-00-145***	08/30/18	\$ 2,758,524	\$ -	
Los Angeles Unified	Los Angeles	Porter Ranch Community	50/64733-00-146***	08/30/18	\$ 3,054,672	\$ -	
Los Angeles Unified	Los Angeles	Normont Elementary	50/64733-00-147***	08/30/18	\$ 2,467,384	\$ -	
Los Angeles Unified	Los Angeles	Multnomah Street Elementary	50/64733-34-001***	08/30/18	\$ 2,490,317	\$ -	
Galt Joint Union High	Sacramento	Galt High	50/67355-00-006***	09/04/18	\$ 2,262,821	\$ -	
Los Angeles Unified	Los Angeles	Berendo Middle	50/64733-00-148***	09/05/18	\$ 2,756,321	\$ -	
Sacramento County Office of Education	Sacramento	New Community School	50/10348-00-004***	09/06/18	\$ 675,200	\$ 675,200	
Robla Elementary	Sacramento	Main Avenue Elementary	50/67421-00-001***	09/06/18	\$ 2,737,939	\$ -	
Robla Elementary	Sacramento	Main Avenue Elementary	50/67421-00-002***	09/06/18	\$ 1,707,611	\$ -	
Jacoby Creek Elementary	Humboldt	Jacoby Creek	50/62893-00-001***	09/07/18	\$ 347,010	\$ 347,010	
Tulare Joint Union High	Tulare	Tulare Union High	50/72249-00-004***	09/07/18	\$ 3,358,975	\$ -	
Stockton Unified	San Joaquin	Kennedy Elementary	50/68676-01-003***	09/10/18	\$ 6,750,094	\$ -	
Sanger Unified	Fresno	Ronald W Reagan Elementary	50/62414-00-023***	09/12/18	\$ 429,395	\$ -	
Brawley Elementary	Imperial	La Paloma	50/63073-00-002***	09/12/18	\$ 12,914,632	\$ -	
Los Angeles Unified	Los Angeles	Porter Ranch Community	50/64733-00-149***	09/12/18	\$ 3,478,337	\$ -	
Los Angeles Unified	Los Angeles	Crenshaw Senior High	51/64733-00-004*	09/17/18	\$ 3,570,460	\$ -	
Tracy Unified	San Joaquin	Primary Charter	54/75499-00-005	05/28/19	\$ 2,469,879	\$ -	
Napa Valley Unified	Napa	Snow Elementary	51/66266-00-001	07/23/19	\$ 3,253,001	\$ -	
Mountain Valley Unified	Trinity	Hayfork High	51/75028-00-003	07/24/19	\$ 3,589,095	\$ -	
					\$ 1,585,417,520	\$ 187,688,217	
					Total		\$ 1,773,105,736

NEW CONSTRUCTION FUNDING SUB-TOTALS	\$ 1,572,535,085	\$ 187,688,217
NEW CONSTRUCTION FACILITY HARDSHIP - NON SEISMIC	\$ 6,842,096	\$ -
NEW CONSTRUCTION FUNDING TOTAL		\$1,767,065,398
NEW CONSTRUCTION FACILITY HARDSHIP - SEISMIC	\$ 3,570,460	\$ -
CHARTER SCHOOLS	\$ 2,469,879	\$ -

SFP APPLICATIONS
 New Construction and Charter School Facilities Program
 - Workload as of July 31, 2019 -

District	County	Site Name	Application Number	OPSC Date Received	Estimated State Grant (a)	Financial Hardship (b)	Notification Occurred**
----------	--------	-----------	--------------------	--------------------	---------------------------	------------------------	-------------------------

(a) Represents estimated state share of project including excessive cost grants. Amounts shown have not been reviewed by OPSC for compliance with all School Facility Program requirements.

(b) Represents estimated financial hardship. Amounts shown have not been reviewed by OPSC for compliance with all School Facility Program requirements.

*Facility Hardship project requesting Seismic Mitigation Program funding.

** School districts have been notified that the Office of Public School Construction will begin processing the district's application in the near future.

SFP APPLICATIONS
Modernization School Facilities Program
- Workload as of July 31, 2019 -

District	County	Site Name	Application Number	OPSC Date Received	Estimated State Grant (a)	Financial Hardship (b)	Notification Occurred**
Panama-Buena Vista Union	Kern	Sing Lum Elementary	57/63362-00-005	08/15/16	\$ 3,498,119	\$ -	3/5/2019
Jurupa Unified	Riverside	Jurupa Unified	57/67090-00-008	08/18/16	\$ 2,553,407	\$ -	3/5/2019
Clovis Unified	Fresno	Gateway High	57/62117-00-052	08/19/16	\$ 179,130	\$ -	3/5/2019
Downey Unified	Los Angeles	Downey High	57/64451-00-028	08/24/16	\$ 9,094,046	\$ -	3/5/2019
Long Beach Unified	Los Angeles	Polytechnic High	57/64725-00-020	08/25/16	\$ 3,582,592	\$ -	3/5/2019
Laytonville Unified	Mendocino	Laytonville Elementary	57/73916-00-001	08/25/16	\$ 1,412,168	\$ -	3/5/2019
Colton Joint Unified	San Bernardino	Washington Alternative High	57/67686-00-022	08/26/16	\$ 749,615	\$ -	3/5/2019
Azusa Unified	Los Angeles	Center Middle	57/64279-00-017	09/06/16	\$ 1,149,748	\$ -	3/5/2019
Newport-Mesa Unified	Orange	Adams Elementary	57/66597-00-037	09/07/16	\$ 596,195	\$ -	3/5/2019
Newport-Mesa Unified	Orange	Sonora Elementary	57/66597-00-038	09/07/16	\$ 510,780	\$ -	3/5/2019
Newport-Mesa Unified	Orange	Paularino Elementary	57/66597-00-039	09/07/16	\$ 392,692	\$ -	3/5/2019
Desert Sands Unified	Riverside	Hoover (Herbert) Elementary	57/67058-00-018	09/08/16	\$ 374,940	\$ -	3/5/2019
Lincoln Unified	San Joaquin	Lincoln High	57/68569-00-015	09/14/16	\$ 2,007,010	\$ -	3/5/2019
Winters Joint Unified	Yolo	Winters Middle	57/72702-00-006	09/16/16	\$ 698,675	\$ -	3/5/2019
San Dieguito Union High	San Diego	Earl Warren Middle	57/68346-00-006	09/23/16	\$ 3,725,385	\$ -	3/5/2019
Natomas Unified	Sacramento	Leroy Greene Academy	57/75283-00-003	09/23/16	\$ 918,611	\$ -	3/5/2019
Newport-Mesa Unified	Orange	Early College High	57/66597-00-040	09/27/16	\$ 3,051,952	\$ -	3/5/2019
Corcoran Joint Unified	Kings	John C. Fremont Elementary	57/63891-00-009	09/30/16	\$ 2,037,856	\$ -	3/5/2019
Corcoran Joint Unified	Kings	Bret Hart Elementary	57/63891-00-010	09/30/16	\$ 278,912	\$ -	3/5/2019
Anaheim Union High	Orange	Katella High	57/66431-00-015	10/10/16	\$ 6,595,880	\$ -	3/5/2019
Stockton Unified	San Joaquin	Stockton Unified Early College Academy	57/68676-00-038	10/11/16	\$ 5,214,348	\$ -	3/5/2019
Long Beach Unified	Los Angeles	Renaissance High School for the Arts	57/64725-00-021	10/13/16	\$ 7,452,532	\$ -	3/5/2019
Pioneer Union Elementary	Kings	Pioneer Elementary	57/63990-00-003	10/26/16	\$ 1,894,686	\$ -	4/2/2019
Colton Joint Unified	San Bernardino	Colton High	57/67686-00-023	10/26/16	\$ 1,525,061	\$ -	4/2/2019
Bayshore Elementary	San Mateo	Bayshore Elementary	57/68858-00-001	10/26/16	\$ 1,330,987	\$ -	
Sanger Unified	Fresno	Sanger Academy Charter	57/62414-00-017	10/28/16	\$ 725,853	\$ -	4/2/2019
Manteca Unified	San Joaquin	Golden West Elementary	57/68593-00-011	10/28/16	\$ 1,579,503	\$ -	4/2/2019
Manteca Unified	San Joaquin	Shasta Elementary	57/68593-00-012	10/28/16	\$ 1,532,202	\$ -	4/2/2019
Manteca Unified	San Joaquin	Lathrop Elementary	57/68593-00-013	10/28/16	\$ 3,749,688	\$ -	4/2/2019
Manteca Unified	San Joaquin	Sequoia Elementary	57/68593-00-014	10/28/16	\$ 3,529,162	\$ -	4/2/2019
Manteca Unified	San Joaquin	Lincoln Elementary	57/68593-00-015	10/28/16	\$ 2,754,052	\$ -	4/2/2019
Saddleback Valley Unified	Orange	Trabuco Mesa Elementary	57/73635-00-036	10/28/16	\$ 2,694,648	\$ -	4/2/2019
Saddleback Valley Unified	Orange	Cielo Vista Elementary	57/73635-00-037	10/28/16	\$ 3,555,938	\$ -	4/2/2019
San Ramon Valley Unified	Contra Costa	Walt Disney Elementary	57/61804-00-024	10/31/16	\$ 785,930	\$ -	4/2/2019
Clovis Unified	Fresno	Mountain View Elementary	57/62117-00-053	10/31/16	\$ 1,831,518	\$ -	4/2/2019
San Ramon Valley Unified	Contra Costa	Monte Vista High	57/61804-00-025	11/03/16	\$ 985,056	\$ -	4/2/2019
Saugus Union	Los Angeles	James Foster Elementary	57/64998-00-008	11/04/16	\$ 629,801	\$ -	4/2/2019
Saugus Union	Los Angeles	Charles Helmers Elementary	57/64998-00-009	11/04/16	\$ 3,152,965	\$ -	4/2/2019
Garden Grove Unified	Orange	Leo Carrillo Elementary	57/66522-00-075	11/04/16	\$ 494,934	\$ -	4/2/2019
Garden Grove Unified	Orange	Post Elementary	57/66522-00-076	11/04/16	\$ 637,489	\$ -	4/2/2019
Garden Grove Unified	Orange	Sarah McGarvin Intermediate	57/66522-00-077	11/04/16	\$ 287,838	\$ -	4/2/2019
Garden Grove Unified	Orange	Clinton-Mendenhall Elementary	57/66522-00-078	11/04/16	\$ 601,582	\$ -	4/2/2019
Garden Grove Unified	Orange	Edward Russell Elementary	57/66522-00-079	11/04/16	\$ 481,663	\$ -	4/2/2019
Garden Grove Unified	Orange	Garden Grove High	57/66522-00-080	11/04/16	\$ 1,933,679	\$ -	4/2/2019
Garden Grove Unified	Orange	Patton Elementary	57/66522-00-081	11/04/16	\$ 352,124	\$ -	4/2/2019
Garden Grove Unified	Orange	Louis Lake Intermediate	57/66522-00-082	11/04/16	\$ 285,627	\$ -	4/2/2019
Garden Grove Unified	Orange	Leroy L Doig Intermediate	57/66522-00-083	11/04/16	\$ 687,631	\$ -	4/2/2019
Garden Grove Unified	Orange	Dwight D Eisenhower Elementary	57/66522-00-084	11/04/16	\$ 1,061,123	\$ -	4/2/2019

SFP APPLICATIONS
 Modernization School Facilities Program
 - Workload as of July 31, 2019 -

District	County	Site Name	Application Number	OPSC Date Received	Estimated State Grant (a)	Financial Hardship (b)	Notification Occurred**
Garden Grove Unified	Orange	Bolsa Grande High	57/66522-00-085	11/04/16	\$ 1,025,169	\$ -	4/2/2019
Sonora Elementary	Tuolumne	Sonora Elementary	57/72371-00-004	11/08/16	\$ 1,360,167	\$ -	5/1/2019
Sonora Elementary	Tuolumne	Sonora Elementary	57/72371-00-003	11/09/16	\$ 2,067,799	\$ -	5/1/2019
Rosemead Elementary	Los Angeles	Janson Elementary	57/64931-00-010	11/16/16	\$ 2,582,808	\$ -	5/1/2019
Rosemead Elementary	Los Angeles	Janson Elementary	57/64931-00-011	11/16/16	\$ 2,586,682	\$ -	5/1/2019
Rosemead Elementary	Los Angeles	Encinita Elementary	57/64931-00-012	11/16/16	\$ 1,556,508	\$ -	5/1/2019
Grossmont Union High	San Diego	Chaparral High	57/68130-00-025	11/17/16	\$ 2,162,636	\$ -	5/1/2019
Santa Paula Unified	Ventura	Renaissance High	57/76828-00-001	11/17/16	\$ 735,739	\$ -	5/1/2019
Azusa Unified	Los Angeles	Paramount Elementary	57/64279-00-018	11/18/16	\$ 2,861,302	\$ -	5/1/2019
Culver City Unified	Los Angeles	El Marino Elementary	57/64444-00-015	11/18/16	\$ 1,354,409	\$ -	5/1/2019
Duarte Unified	Los Angeles	Northview Intermediate	57/64469-00-011	11/22/16	\$ 3,232,275	\$ -	5/1/2019
Alvord Unified	Riverside	Norte Vista High	57/66977-00-015	11/22/16	\$ 2,222,641	\$ -	5/1/2019
Traver Joint Elementary	Tulare	Traver Elementary	57/72223-00-002	11/22/16	\$ 105,143	\$ 70,096	5/1/2019
Saddleback Valley Unified	Orange	Mission Viejo High	57/73635-00-038	11/23/16	\$ 4,096,931	\$ -	5/1/2019
Saddleback Valley Unified	Orange	Trabuco Hills High	57/73635-00-039	11/29/16	\$ 2,199,511	\$ -	5/1/2019
Santa Barbara Unified	Santa Barbara	La Colina Junior High	57/76786-00-009	11/29/16	\$ 964,894	\$ -	5/1/2019
Princeton Joint Unified	Glenn	Princeton Junior-Senior High	57/62646-00-001	12/01/16	\$ 1,050,884	\$ -	5/1/2019
Princeton Joint Unified	Glenn	Princeton Elementary	57/62646-00-002	12/01/16	\$ 344,816	\$ -	5/1/2019
Placer Union High	Placer	Placer High	57/66894-00-010	12/01/16	\$ 3,190,203	\$ -	5/1/2019
Torrance Unified	Los Angeles	Torrance High	57/65060-00-035	12/06/16	\$ 4,209,195	\$ -	5/1/2019
Merced City Elementary	Merced	Hoover Middle	57/65771-00-012	12/07/16	\$ 3,805,712	\$ -	5/1/2019
Stockton Unified	San Joaquin	Edison Senior High	57/68676-00-039	12/07/16	\$ 16,101,918	\$ -	5/1/2019
Newport-Mesa Unified	Orange	Corona Del Mar High	57/66597-00-041	12/12/16	\$ 5,555,425	\$ -	5/1/2019
Palm Springs Unified	Riverside	Raymond Cree Middle	57/67173-00-010	12/12/16	\$ 588,722	\$ -	5/1/2019
Franklin-McKinley Elementary	Santa Clara	Franklin Elementary	57/69450-00-010	12/14/16	\$ 2,358,216	\$ -	5/1/2019
Placer Union High	Placer	Del Oro High	57/66894-00-011	12/15/16	\$ 2,787,304	\$ -	5/1/2019
Garden Grove Unified	Orange	Marie Hare Continuation High	57/66522-00-086	12/21/16	\$ 894,001	\$ -	5/1/2019
Moreno Valley Unified	Riverside	Edgemont Elementary	57/67124-00-009	12/23/16	\$ 1,059,890	\$ -	5/1/2019
Moreno Valley Unified	Riverside	Moreno Valley High	57/67124-00-010	12/23/16	\$ 1,667,764	\$ -	5/1/2019
Alvord Unified	Riverside	Crista S. McAuliffe Elementary	57/66977-00-016	12/28/16	\$ 840,231	\$ -	5/1/2019
Alvord Unified	Riverside	La Sierra High	57/66977-00-017	12/28/16	\$ 2,715,598	\$ -	5/1/2019
Alvord Unified	Riverside	Foothill Elementary	57/66977-00-018	12/28/16	\$ 1,508,459	\$ -	5/1/2019
Jurupa Unified	Riverside	Peralta Elementary	57/67090-00-009	12/29/16	\$ 690,106	\$ -	5/1/2019
Folsom-Cordova Unified	Sacramento	Sundahl (Carl H.) Elementary	57/67330-21-005	01/06/17	\$ 1,900,623	\$ -	6/11/2019
Woodville Elementary	Tulare	Woodville Elementary	57/72298-00-002	01/06/17	\$ 173,771	\$ 115,847	6/11/2019
Lancaster Elementary	Los Angeles	Joshua Elementary	57/64667-00-008	01/11/17	\$ 1,514,346	\$ -	6/11/2019
Hollister Elementary	San Benito	Cerra Vista Elementary	57/67470-00-001	01/11/17	\$ 1,097,653	\$ -	6/11/2019
Hollister Elementary	San Benito	Calaveras Elementary	57/67470-00-002	01/11/17	\$ 1,120,146	\$ -	6/11/2019
Torrance Unified	Los Angeles	North High	57/65060-00-036	01/12/17	\$ 2,283,123	\$ -	6/11/2019
Corcoran Joint Unified	Kings	John Muir Middle	57/63891-00-011	01/13/17	\$ 2,251,630	\$ -	6/11/2019
Merced City Elementary	Merced	Chenoweth Elementary	57/65771-00-013	01/17/17	\$ 1,341,801	\$ -	6/11/2019
Merced City Elementary	Merced	Chenoweth Elementary	57/65771-00-014	01/17/17	\$ 667,044	\$ -	6/11/2019
Rincon Valley Union Elementary	Sonoma	Binkley Elementary	57/70896-00-009	01/17/17	\$ 1,397,839	\$ -	6/11/2019
Rincon Valley Union Elementary	Sonoma	Madrone Elementary	57/70896-00-010	01/17/17	\$ 592,830	\$ -	6/11/2019
Colton Joint Unified	San Bernardino	Bloomington High	57/67686-00-024	01/18/17	\$ 1,674,492	\$ -	6/11/2019
Pacific Elementary	Santa Cruz	Pacific Elementary	57/69781-00-001	01/20/17	\$ 47,565	\$ 31,710	6/11/2019
Westside Union Elementary	Los Angeles	Cottonwood Elementary	57/65102-00-004	01/24/17	\$ 2,226,796	\$ -	6/11/2019
Gridley Unified	Butte	Sycamore Middle	57/75507-00-001	01/24/17	\$ 669,187	\$ -	6/11/2019

SFP APPLICATIONS
 Modernization School Facilities Program
 - Workload as of July 31, 2019 -

District	County	Site Name	Application Number	OPSC Date Received	Estimated State Grant (a)	Financial Hardship (b)	Notification Occurred**
Gridley Unified	Butte	Sycamore Middle	57/75507-00-002	01/24/17	\$ 662,920	\$ -	6/11/2019
Gridley Unified	Butte	Wilson Elementary	57/75507-00-003	01/24/17	\$ 995,603	\$ -	6/11/2019
Gridley Unified	Butte	Wilson Elementary	57/75507-00-004	01/24/17	\$ 892,537	\$ -	6/11/2019
Gridley Unified	Butte	McKinley Elementary	57/75507-00-005	01/24/17	\$ 1,397,840	\$ -	6/11/2019
Pollock Pines Elementary	El Dorado	Pinewood Elementary	57/61960-00-001	01/25/17	\$ 1,147,329	\$ -	6/11/2019
Pollock Pines Elementary	El Dorado	Sierra Ridge Middle	57/61960-00-002	01/25/17	\$ 1,339,531	\$ -	6/11/2019
Atascadero Unified	San Luis Obispo	Santa Rosa Academy	57/68700-00-004	01/25/17	\$ 3,603,262	\$ -	6/11/2019
Arvin Union Elementary	Kern	Haven Drive Middle	57/63313-00-001	01/26/17	\$ 1,572,811	\$ -	6/11/2019
Pixley Union Elementary	Tulare	Pixley Union Elementary	57/72041-00-001	01/26/17	\$ 3,570,061	\$ 2,380,041	6/11/2019
Atascadero Unified	San Luis Obispo	San Gabriel Elementary	57/68700-00-005	02/01/17	\$ 2,680,991	\$ -	6/11/2019
San Carlos Elementary	San Mateo	Tierra Linda Middle	57/69021-00-011	02/01/17	\$ 4,135,922	\$ -	6/11/2019
Jurupa Unified	Riverside	Ina Arbuckle Elementary	57/67090-00-010	02/03/17	\$ 2,565,897	\$ -	6/11/2019
San Juan Unified	Sacramento	Citrus Heights Elementary	57/67447-00-061	02/03/17	\$ 310,415	\$ -	6/11/2019
Corcoran Joint Unified	Kings	Mark Twain Elementary	57/63891-00-012	02/07/17	\$ 2,019,861	\$ -	6/11/2019
Newcastle Elementary	Placer	Newcastle Elementary	57/66852-00-002	02/07/17	\$ 80,508	\$ 53,672	6/11/2019
Grossmont Union High	San Diego	El Capitan High	57/68130-00-026	02/07/17	\$ 242,388	\$ -	6/11/2019
Tahoe-Truckee Joint Unified	Placer	Glenshire Elementary	57/66944-00-013	02/13/17	\$ 1,042,848	\$ -	6/11/2019
Tracy Unified	San Joaquin	South West Park Elementary	57/75499-00-011	02/14/17	\$ 2,659,552	\$ -	6/11/2019
Azusa Unified	Los Angeles	Center Middle	57/64279-00-019	02/15/17	\$ 3,296,598	\$ -	6/11/2019
Alameda Unified	Alameda	Alameda High	57/61119-01-001	02/23/17	\$ 1,679,127	\$ -	7/1/2019
Banta Elementary	San Joaquin	Banta Elementary	57/68486-00-002	02/23/17	\$ 80,632	\$ 53,755	7/1/2019
Sequoia Union Elementary	Tulare	Sequoia Elementary	57/72116-00-002	02/24/17	\$ 168,807	\$ 112,538	7/1/2019
Jurupa Unified	Riverside	Jurupa Valley High	57/67090-00-011	02/27/17	\$ 1,595,262	\$ -	7/1/2019
San Juan Unified	Sacramento	Bella Vista High	57/67447-00-062	02/27/17	\$ 741,237	\$ -	7/1/2019
Southern Humboldt Joint Unified	Humboldt	South Fork High	57/63040-00-001	03/03/17	\$ 2,114,533	\$ -	7/1/2019
Atascadero Unified	San Luis Obispo	Atascadero Junior High	57/68700-00-006	03/03/17	\$ 5,164,441	\$ -	7/1/2019
Desert Sands Unified	Riverside	La Quinta Middle	57/67058-00-019	03/06/17	\$ 2,566,440	\$ -	7/1/2019
Palm Springs Unified	Riverside	Agua Caliente Elementary	57/67173-00-011	03/07/17	\$ 1,179,108	\$ -	7/1/2019
Sierra Sands Unified	Kern	Burroughs High	57/73742-00-009	03/07/17	\$ 8,093,864	\$ 5,395,909	7/1/2019
San Ramon Valley Unified	Contra Costa	Bollinger Canyon Elementary	57/61804-00-026	03/13/17	\$ 502,912	\$ -	7/1/2019
San Ramon Valley Unified	Contra Costa	Los Cerros Middle	57/61804-00-027	03/13/17	\$ 1,001,109	\$ -	7/1/2019
Sierra Sands Unified	Kern	Murray Middle	57/73742-00-010	03/13/17	\$ 4,810,926	\$ 3,207,284	7/1/2019
Azusa Unified	Los Angeles	Slauson Middle	57/64279-00-020	03/15/17	\$ 4,694,932	\$ -	7/1/2019
San Ramon Valley Unified	Contra Costa	Pine Valley Middle	57/61804-00-028	03/16/17	\$ 858,187	\$ -	7/1/2019
San Ramon Valley Unified	Contra Costa	Tassajara Hills Elementary	57/61804-00-029	03/16/17	\$ 670,550	\$ -	7/1/2019
Dinuba Unified	Tulare	Dinuba High	57/75531-00-013	03/16/17	\$ 840,068	\$ 560,046	7/1/2019
Dinuba Unified	Tulare	Jefferson Elementary	57/75531-00-014	03/16/17	\$ 190,260	\$ 126,840	7/1/2019
Dinuba Unified	Tulare	Lincoln Elementary	57/75531-00-015	03/16/17	\$ 100,240	\$ 66,827	7/1/2019
Torrance Unified	Los Angeles	Calle Mayor Middle School	57/65060-00-037	03/22/17	\$ 1,326,473	\$ -	7/1/2019
Downey Unified	Los Angeles	Stauffer Middle	57/64451-00-029	03/23/17	\$ 7,237,121	\$ -	7/1/2019
Central Elementary	San Bernardino	Dona Merced Elementary	57/67645-00-006	03/28/17	\$ 700,193	\$ -	7/1/2019
Central Elementary	San Bernardino	Bear Gulch Elementary	57/67645-00-007	03/28/17	\$ 826,805	\$ -	7/1/2019
Clovis Unified	Fresno	Red Bank Elementary	57/62117-00-055	04/04/17	\$ 3,090,137	\$ -	7/1/2019
Twin Rivers Unified	Sacramento	Frontier Elementary	57/76505-00-042	04/05/17	\$ 798,413	\$ -	7/1/2019
Twin Rivers Unified	Sacramento	Castori Elementary	57/76505-00-043	04/05/17	\$ 625,660	\$ -	7/1/2019
Twin Rivers Unified	Sacramento	Northwood Elementary	57/76505-00-044	04/05/17	\$ 676,898	\$ -	7/1/2019
Potter Valley Community Unified	Mendocino	Potter Valley High	57/73866-00-001	04/07/17	\$ 1,812,691	\$ -	7/1/2019
Scotts Valley Unified	Santa Cruz	Scotts Valley Middle	57/75432-00-002	04/20/17	\$ 4,228,965	\$ -	7/1/2019

SFP APPLICATIONS
 Modernization School Facilities Program
 - Workload as of July 31, 2019 -

District	County	Site Name	Application Number	OPSC Date Received	Estimated State Grant (a)	Financial Hardship (b)	Notification Occurred**
Central Elementary	San Bernardino	Central Elementary	57/67645-00-008	04/24/17	\$ 809,201	\$ -	7/1/2019
Menlo Park City Elementary	San Mateo	Laurel Elementary	57/68965-00-006	04/24/17	\$ 1,812,907	\$ -	7/1/2019
Fullerton Joint Union High	Orange	Sunny Hills High	57/66514-00-016	04/26/17	\$ 2,230,396	\$ -	7/1/2019
San Francisco Unified	San Francisco	Redding Elementary	57/68478-79-004	04/26/17	\$ 1,649,358	\$ -	7/1/2019
San Benito High	San Benito	San Benito High	57/67538-00-002	04/27/17	\$ 1,033,724	\$ -	7/1/2019
San Benito High	San Benito	San Benito High	57/67538-00-003	04/27/17	\$ 3,781,733	\$ -	7/1/2019
San Benito High	San Benito	San Benito High	57/67538-00-004	04/27/17	\$ 797,124	\$ -	7/1/2019
Snowline Joint Unified	San Bernardino	Pinon Hills Elementary	57/73957-00-001	05/01/17	\$ 307,916	\$ 205,278	
Snowline Joint Unified	San Bernardino	Serrano High	57/73957-00-002	05/01/17	\$ 1,802,099	\$ 1,201,400	
Snowline Joint Unified	San Bernardino	Baldy Elementary	57/73957-00-003	05/01/17	\$ 542,518	\$ 361,679	
Snowline Joint Unified	San Bernardino	Chaparral Continuation High	57/73957-00-004	05/01/17	\$ 126,468	\$ 84,312	
Snowline Joint Unified	San Bernardino	Phelan Elementary	57/73957-00-005	05/01/17	\$ 390,288	\$ 260,192	
Snowline Joint Unified	San Bernardino	Quail Valley Middle	57/73957-00-006	05/01/17	\$ 235,451	\$ 156,967	
Snowline Joint Unified	San Bernardino	Wrightwood Elementary	57/73957-00-007	05/01/17	\$ 258,119	\$ 172,080	
Snowline Joint Unified	San Bernardino	Pinon Mesa Middle	57/73957-00-008	05/01/17	\$ 515,478	\$ 343,652	
Escalon Unified	San Joaquin	Escalon High	57/68502-00-003	05/04/17	\$ 195,585	\$ -	
Taft City Elementary	Kern	Lincoln Junior High	57/63800-00-007	05/09/17	\$ 3,922,144	\$ -	
Konocti Unified	Lake	Lower Lake High	57/64022-00-010	05/09/17	\$ 759,579	\$ -	
Konocti Unified	Lake	Lower Lake Elementary	57/64022-00-011	05/09/17	\$ 702,458	\$ -	
Kern High	Kern	Foothill High	57/63529-00-011	05/17/17	\$ 1,668,200	\$ -	
Pomona Unified	Los Angeles	Fremont Academy	57/64907-00-031	05/23/17	\$ 190,358	\$ -	
San Jacinto Unified	Riverside	De Anza Elementary	57/67249-00-006	05/23/17	\$ 2,730,216	\$ -	
San Jacinto Unified	Riverside	Park Hill	57/67249-00-007	05/23/17	\$ 2,557,969	\$ -	
San Ramon Valley Unified	Contra Costa	Iron Horse Middle	57/61804-00-030	05/26/17	\$ 903,361	\$ -	
Whittier City Elementary	Los Angeles	Dexter Middle	57/65110-00-013	06/02/17	\$ 5,030,095	\$ -	
Los Angeles Unified	Los Angeles	Drew (Charles) Middle	57/64733-00-600	06/06/17	\$ 4,199,849	\$ -	
Los Angeles Unified	Los Angeles	Kittridge Elementary	57/64733-00-601	06/06/17	\$ 1,095,503	\$ -	
Los Angeles Unified	Los Angeles	Hamasaki (Riggin) Elementary	57/64733-00-602	06/06/17	\$ 1,287,581	\$ -	
Los Angeles Unified	Los Angeles	Loyola Village Elementary	57/64733-00-603	06/06/17	\$ 1,649,253	\$ -	
Los Angeles Unified	Los Angeles	Graham Elementary	57/64733-00-610	06/06/17	\$ 3,852,882	\$ -	
Los Angeles Unified	Los Angeles	Tenth Street Elementary	57/64733-00-611	06/06/17	\$ 3,555,182	\$ -	
Los Angeles Unified	Los Angeles	Belmont Senior High	57/64733-11-013	06/06/17	\$ 1,992,944	\$ -	
Los Angeles Unified	Los Angeles	Loreto Street Elementary	57/64733-00-604	06/12/17	\$ 969,228	\$ -	
Los Angeles Unified	Los Angeles	West Vernon Avenue Elementary	57/64733-00-605	06/12/17	\$ 3,129,659	\$ -	
Los Angeles Unified	Los Angeles	Alphonso B Perez Special Education Center	57/64733-00-606	06/12/17	\$ 2,182,080	\$ -	
Los Angeles Unified	Los Angeles	Loren Miller Elementary	57/64733-00-607	06/12/17	\$ 2,062,559	\$ -	
Los Angeles Unified	Los Angeles	Marvin Elementary	57/64733-00-608	06/12/17	\$ 1,761,910	\$ -	
Los Angeles Unified	Los Angeles	Fairfax Senior High	57/64733-00-609	06/12/17	\$ 2,391,709	\$ -	
Cucamonga Elementary	San Bernardino	The Ontario Center	57/67694-00-004	06/15/17	\$ 2,691,763	\$ -	
Ackerman Elementary	Placer	Bowman Elementary	57/66761-00-004	06/16/17	\$ 2,019,694	\$ -	
Ceres Unified	Stanislaus	Ceres High	57/71043-00-014	06/19/17	\$ 1,693,230	\$ -	
Los Angeles Unified	Los Angeles	Burton Street Elementary	57/64733-00-612	06/20/17	\$ 2,776,042	\$ -	
Los Angeles Unified	Los Angeles	State Street Elementary	57/64733-00-613	06/20/17	\$ 2,176,320	\$ -	
Los Angeles Unified	Los Angeles	Sherman Oaks Center for Enriched Studies	57/64733-00-614	06/20/17	\$ 2,125,578	\$ -	
Los Angeles Unified	Los Angeles	Parthenia Street Elementary	57/64733-00-615	06/20/17	\$ 2,387,217	\$ -	
Los Angeles Unified	Los Angeles	James Monroe High	57/64733-00-616	06/20/17	\$ 1,784,276	\$ -	
Los Angeles Unified	Los Angeles	Robert Louis Stevenson Middle	57/64733-05-017	06/20/17	\$ 1,225,590	\$ -	
Los Angeles Unified	Los Angeles	Montague Charter Academy	57/64733-38-023	06/20/17	\$ 1,849,493	\$ -	

SFP APPLICATIONS
 Modernization School Facilities Program
 - Workload as of July 31, 2019 -

District	County	Site Name	Application Number	OPSC Date Received	Estimated State Grant (a)	Financial Hardship (b)	Notification Occurred**
Twin Rivers Unified	Sacramento	Foothill High	57/76505-00-045	06/21/17	\$ 215,624	\$ -	
Twin Rivers Unified	Sacramento	Woodlake Elementary	57/76505-00-047	06/21/17	\$ 936,133	\$ -	
Twin Rivers Unified	Sacramento	Orchard Elementary	57/76505-00-048	06/21/17	\$ 677,836	\$ -	
Twin Rivers Unified	Sacramento	D. W. Babcock Elementary	57/76505-02-001	06/21/17	\$ 12,100	\$ -	
Twin Rivers Unified	Sacramento	Hagginwood Elementary	57/76505-02-003	06/21/17	\$ 477,469	\$ -	
Fullerton Joint Union High	Orange	Troy High	57/66514-00-017	06/22/17	\$ 3,425,704	\$ -	
Jurupa Unified	Riverside	Rubidoux High	57/67090-00-012	06/22/17	\$ 4,876,717	\$ -	
San Ramon Valley Unified	Contra Costa	Charlotte Wood Middle	57/61804-00-031	06/29/17	\$ 1,162,640	\$ -	
Los Angeles Unified	Los Angeles	Elizabeth Learning Center	57/64733-00-617	07/06/17	\$ 1,635,587	\$ -	
Los Angeles Unified	Los Angeles	Sylmar Senior High	57/64733-00-618	07/06/17	\$ 3,027,167	\$ -	
Los Angeles Unified	Los Angeles	Griffith Middle	57/64733-00-619	07/06/17	\$ 3,023,576	\$ -	
Chaffey Joint Union High	San Bernardino	Rancho Cucamonga High	57/67652-00-004	07/12/17	\$ 9,398,565	\$ -	
Gustine Unified	Stanislaus	Gustine High	57/73619-00-005	07/13/17	\$ 1,279,608	\$ -	
Brawley Elementary	Imperial	Barbara Worth Junior High	57/63073-00-003	07/14/17	\$ 1,076,419	\$ -	
Chaffey Joint Union High	San Bernardino	Etiwanda High	57/67652-00-005	07/14/17	\$ 19,425,446	\$ -	
La Habra City Elementary	Orange	Walnut Elementary	57/66563-00-009	07/17/17	\$ 2,669,971	\$ -	
Lincoln Unified	San Joaquin	Claudia Landeen Elementary	57/68569-00-016	07/17/17	\$ 1,012,180	\$ -	
Lincoln Unified	San Joaquin	Lincoln Elementary	57/68569-00-017	07/17/17	\$ 798,973	\$ -	
Los Angeles Unified	Los Angeles	Hoover Street Elementary	57/64733-00-620	07/18/17	\$ 2,493,434	\$ -	
Los Angeles Unified	Los Angeles	Griffin Avenue Elementary	57/64733-00-621	07/18/17	\$ 1,748,486	\$ -	
Los Angeles Unified	Los Angeles	El Sereno Middle	57/64733-34-016	07/18/17	\$ 467,371	\$ -	
Los Angeles Unified	Los Angeles	Reseda High	57/64733-39-008	07/18/17	\$ 1,622,731	\$ -	
Central Union High	Imperial	Southwest High	57/63115-00-003	07/25/17	\$ 2,983,443	\$ -	
Los Angeles Unified	Los Angeles	Kennedy (John F.) High	57/64733-00-622	07/25/17	\$ 1,378,141	\$ -	
Los Angeles Unified	Los Angeles	Hale Charter School Academy	57/64733-00-623	07/25/17	\$ 4,231,576	\$ -	
Los Angeles Unified	Los Angeles	Dana (Richard Henry) Middle	57/64733-20-019	07/25/17	\$ 1,049,442	\$ -	
Larkspur Elementary	Marin	Hall Middle	57/65367-00-006	07/26/17	\$ 855,664	\$ -	
Santa Paula Unified	Ventura	McKevett Elementary	57/76828-00-002	07/26/17	\$ 1,300,289	\$ -	
Torrance Unified	Los Angeles	Bert M. Lynn Middle	57/65060-00-038	07/28/17	\$ 741,833	\$ -	
Torrance Unified	Los Angeles	Edison Elementary	57/65060-00-039	07/28/17	\$ 326,165	\$ -	
Torrance Unified	Los Angeles	Evelyn Carr Elementary	57/65060-00-040	07/28/17	\$ 73,359	\$ -	
Torrance Unified	Los Angeles	Casimir Middle	57/65060-00-041	07/28/17	\$ 274,729	\$ -	
Torrance Unified	Los Angeles	Jefferson Middle	57/65060-00-042	07/28/17	\$ 811,892	\$ -	
Temecula Valley Unified	Riverside	Temecula Elementary	57/75192-00-008	07/28/17	\$ 712,375	\$ -	
Twin Rivers Unified	Sacramento	Noralto Elementary	57/76505-00-050	07/28/17	\$ 912,660	\$ -	
Torrance Unified	Los Angeles	Riviera Elementary	57/65060-00-043	07/31/17	\$ 522,319	\$ -	
Los Angeles Unified	Los Angeles	White Point Elementary	57/64733-00-624	08/01/17	\$ 1,863,739	\$ -	
Placer Union High	Placer	Placer High	57/66894-00-012	08/01/17	\$ 464,452	\$ -	
Torrance Unified	Los Angeles	Towers Elementary	57/65060-00-044	08/02/17	\$ 654,453	\$ -	
Sequoia Union High	San Mateo	Redwood High	57/69062-00-037	08/03/17	\$ 560,989	\$ -	
Los Angeles Unified	Los Angeles	Chatsworth Senior High	57/64733-00-625	08/08/17	\$ 1,777,658	\$ -	
Los Angeles Unified	Los Angeles	Leland Street Elementary	57/64733-00-626	08/08/17	\$ 811,630	\$ -	
Los Angeles Unified	Los Angeles	Van Nuys Elementary	57/64733-00-627	08/08/17	\$ 2,651,877	\$ -	
Los Angeles Unified	Los Angeles	Stagg Street Elementary	57/64733-00-628	08/08/17	\$ 1,593,293	\$ -	
Azusa Unified	Los Angeles	Henry Dalton Elementary	57/64279-00-021	08/11/17	\$ 2,870,170	\$ -	
Porterville Unified	Tulare	Porterville High	57/75523-00-015	08/11/17	\$ 6,176,901	\$ -	
Porterville Unified	Tulare	Monache High	57/75523-00-016	08/11/17	\$ 3,199,635	\$ -	
Larkspur Elementary	Marin	Neil Cummins Elementary	57/65367-00-007	08/14/17	\$ 754,398	\$ -	

SFP APPLICATIONS
 Modernization School Facilities Program
 - Workload as of July 31, 2019 -

District	County	Site Name	Application Number	OPSC Date Received	Estimated State Grant (a)	Financial Hardship (b)	Notification Occurred**
Rincon Valley Union Elementary	Sonoma	Village Elementary Charter	57/70896-00-011	08/14/17	\$ 1,634,597	\$ -	
Los Angeles Unified	Los Angeles	Coldwater Canyon Elementary	57/64733-00-629	08/16/17	\$ 2,719,964	\$ -	
Los Angeles Unified	Los Angeles	San Fernando Senior High	57/64733-73-005	08/16/17	\$ 4,443,145	\$ -	
Escondido Union	San Diego	Quantum Academy	57/68098-00-013	08/16/17	\$ 985,189	\$ -	
Merced River Union Elementary	Merced	Washington Elementary	57/73726-00-001	08/17/17	\$ 112,778	\$ 75,186	
McSwain Union Elementary	Merced	McSwain Elementary	57/65763-00-003	08/18/17	\$ 161,469	\$ 107,646	
Natomas Unified	Sacramento	Natomas Pacific Pathways Prep Middle	57/75283-00-004	08/18/17	\$ 2,479,644	\$ -	
Caruthers Unified	Fresno	Caruthers High	57/75598-00-003	08/21/17	\$ 2,758,739	\$ -	
Burbank Unified	Los Angeles	Thomas Jefferson Elementary	57/64337-00-018	08/22/17	\$ 138,270	\$ -	
Irvine Unified	Orange	Santiago Hills Elementary	57/73650-00-021	08/23/17	\$ 335,448	\$ -	
Irvine Unified	Orange	College Park Elementary	57/73650-00-022	08/23/17	\$ 470,630	\$ -	
Irvine Unified	Orange	Culverdale Elementary	57/73650-00-023	08/23/17	\$ 597,498	\$ -	
Washington Unified	Fresno	West Fresno Elementary	57/76778-00-004	08/29/17	\$ 688,283	\$ -	
Los Angeles Unified	Los Angeles	Markham (Edwin) Middle	57/64733-00-630	08/30/17	\$ 1,804,655	\$ -	
Los Angeles Unified	Los Angeles	Bell Senior High	57/64733-00-631	08/30/17	\$ 2,084,470	\$ -	
Sacramento City Unified	Sacramento	Kit Carson Middle	57/67439-00-075	08/30/17	\$ 38,707	\$ -	
Rincon Valley Union Elementary	Sonoma	Matanzas Elementary	57/70896-00-012	08/31/17	\$ 666,550	\$ -	
Central Union Elementary	Kings	Akers Elementary	57/63883-00-001	09/01/17	\$ 434,796	\$ 289,864	
Torrance Unified	Los Angeles	West High	57/65060-00-045	09/01/17	\$ 3,338,116	\$ -	
Palo Verde Union Elementary	Tulare	Palo Verde Elementary	57/72033-00-002	09/01/17	\$ 30,247	\$ 20,164	
North Monterey County Unified	Monterey	North Monterey County High	57/73825-00-010	09/07/17	\$ 3,519,183	\$ -	
Sweetwater Union High	San Diego	Sweetwater High	57/68411-00-043	09/08/17	\$ 3,597,141	\$ -	
Sweetwater Union High	San Diego	Hilltop Middle	57/68411-00-044	09/08/17	\$ 1,611,256	\$ -	
Sweetwater Union High	San Diego	Chula Vista Senior High	57/68411-00-045	09/08/17	\$ 3,194,421	\$ -	
Sweetwater Union High	San Diego	Mar Vista Middle	57/68411-00-046	09/08/17	\$ 1,406,447	\$ -	
Sweetwater Union High	San Diego	Mar Vista Senior High	57/68411-00-047	09/08/17	\$ 2,037,649	\$ -	
Sweetwater Union High	San Diego	Castle Park Senior High	57/68411-00-048	09/08/17	\$ 2,157,524	\$ -	
Twin Rivers Unified	Sacramento	Woodridge Elementary	57/76505-00-052	09/08/17	\$ 573,298	\$ -	
Twin Rivers Unified	Sacramento	Grant Union High	57/76505-00-054	09/08/17	\$ 1,915,763	\$ -	
Los Angeles Unified	Los Angeles	Robert Frost Middle	57/64733-00-632	09/13/17	\$ 5,038,547	\$ -	
Los Angeles Unified	Los Angeles	Hart Street Elementary	57/64733-00-633	09/13/17	\$ 676,654	\$ -	
Los Angeles Unified	Los Angeles	Alta Loma Elementary	57/64733-10-003	09/13/17	\$ 820,154	\$ -	
Escondido Union	San Diego	Mission Middle	57/68098-00-014	09/14/17	\$ 3,201,633	\$ -	
Weaver Union	Merced	Weaver Middle	57/65862-00-002	09/15/17	\$ 2,210,240	\$ -	
Los Angeles Unified	Los Angeles	Capistrano Avenue Elementary	57/64733-00-634	09/20/17	\$ 1,204,765	\$ -	
Newport-Mesa Unified	Orange	Roy O. Andersen Elementary	57/66597-00-042	09/20/17	\$ 255,268	\$ -	
Burbank Unified	Los Angeles	Bret Harte Elementary	57/64337-00-019	09/21/17	\$ 138,270	\$ -	
Victor Elementary	San Bernardino	Village Elementary	57/67918-00-006	09/25/17	\$ 871,723	\$ -	
Victor Elementary	San Bernardino	Mojave Vista Elementary	57/67918-00-007	09/25/17	\$ 904,696	\$ -	
Yreka Union High	Siskiyou	Yreka High	57/70516-00-003	09/25/17	\$ 750,864	\$ 500,576	
Maple Elementary	Kern	Maple Elementary	57/63610-00-003	09/29/17	\$ 1,658,089	\$ 1,105,393	
Norwalk-La Mirada Unified	Los Angeles	John H. Glenn High	57/64840-00-027	10/04/17	\$ 1,520,177	\$ -	
Norwalk-La Mirada Unified	Los Angeles	Corvallis Middle	57/64840-00-028	10/06/17	\$ 1,587,197	\$ -	
Norwalk-La Mirada Unified	Los Angeles	Reginald M. Benton Middle	57/64840-00-029	10/06/17	\$ 784,751	\$ -	
Los Angeles Unified	Los Angeles	Emelita Street Elementary	57/64733-00-635	10/11/17	\$ 1,075,775	\$ -	
Escondido Union	San Diego	Orange Glen Elementary	57/68098-00-015	10/12/17	\$ 2,211,945	\$ -	
Firebaugh-Las Deltas Joint Unified	Fresno	Arthur E. Mills Intermediate	57/73809-00-005	10/12/17	\$ 937,217	\$ -	
Cutler-Orosi Joint Unified	Tulare	Orosi High	57/71860-00-009	10/16/17	\$ 505,872	\$ 337,248	

SFP APPLICATIONS
 Modernization School Facilities Program
 - Workload as of July 31, 2019 -

District	County	Site Name	Application Number	OPSC Date Received	Estimated State Grant (a)	Financial Hardship (b)	Notification Occurred**
Burbank Unified	Los Angeles	R. L. Stevenson Elementary	57/64337-00-020	10/17/17	\$ 605,944	\$ -	
Los Angeles Unified	Los Angeles	Palms Middle	57/64733-00-636	10/17/17	\$ 3,047,951	\$ -	
Southern Humboldt Joint Unified	Humboldt	Redway Elementary	57/63040-00-002	10/18/17	\$ 1,701,739	\$ -	
Newhall Elementary	Los Angeles	Peachland Avenue Elementary	57/64832-00-005	10/19/17	\$ 1,460,819	\$ -	
Columbia Elementary	Shasta	Columbia Elementary	57/69948-00-002	10/20/17	\$ 2,262,817	\$ -	
Los Angeles Unified	Los Angeles	Broadous Elementary	57/64733-00-637	10/25/17	\$ 713,401	\$ -	
Anaheim Union High	Orange	Anaheim High	57/66431-00-016	10/25/17	\$ 6,422,590	\$ -	
Anaheim Union High	Orange	Cypress High	57/66431-00-017	10/25/17	\$ 3,942,420	\$ -	
Downey Unified	Los Angeles	Rio Hondo Elementary	57/64451-00-030	10/27/17	\$ 1,879,657	\$ -	
San Marcos Unified	San Diego	Alvin M. Dunn Elementary	57/73791-00-006	10/31/17	\$ 749,808	\$ -	
Los Angeles Unified	Los Angeles	Olive Vista Middle	57/64733-00-638	11/01/17	\$ 6,669,152	\$ -	
San Benito High	San Benito	San Benito High	57/67538-00-005	11/01/17	\$ 8,893,601	\$ -	
San Benito High	San Benito	San Benito High	57/67538-00-006	11/03/17	\$ 11,291,330	\$ -	
San Marcos Unified	San Diego	Alvin M. Dunn Elementary	57/73791-00-007	11/03/17	\$ 2,716,054	\$ -	
Jurupa Unified	Riverside	Mission Bell Elementary	57/67090-00-013	11/09/17	\$ 1,435,563	\$ -	
Chaffey Joint Union High	San Bernardino	Chaffey High	57/67652-00-006	11/09/17	\$ 21,161,925	\$ -	
Armona Union Elementary	Kings	Armona Elementary	57/63875-00-002	11/13/17	\$ 366,389	\$ 244,260	
Romoland Elementary	Riverside	Romoland Elementary	57/67231-00-002	11/14/17	\$ 2,021,328	\$ -	
Visalia Unified	Tulare	Mineral King Elementary	57/72256-00-022	11/16/17	\$ 4,085,803	\$ -	
Muroc Joint Unified	Kern	Bailey Avenue Elementary	57/63685-00-009	11/22/17	\$ 348,035	\$ 232,023	
Elk Grove Unified	Sacramento	Franklin High	57/67314-00-020	11/28/17	\$ 1,131,367	\$ -	
San Jacinto Unified	Riverside	San Jacinto High	57/67249-00-008	11/29/17	\$ 2,089,406	\$ -	
Corona-Norco Unified	Riverside	Centennial High	57/67033-00-017	11/30/17	\$ 1,344,548	\$ -	
Fullerton Joint Union High	Orange	Fullerton Union High	57/66514-00-018	12/01/17	\$ 981,045	\$ -	
Millville Elementary	Shasta	Millville Elementary	57/70052-00-003	12/04/17	\$ 678,155	\$ 452,103	
Los Angeles Unified	Los Angeles	La Salle Avenue Elementary	57/64733-00-639	12/05/17	\$ 3,367,284	\$ -	
Elk Grove Unified	Sacramento	Laguna Creek High	57/67314-00-021	12/05/17	\$ 3,491,746	\$ -	
Buena Park Elementary	Orange	Buena Park Junior High	57/66456-00-008	12/07/17	\$ 2,068,018	\$ -	
Buena Park Elementary	Orange	Carl E. Gilbert Elementary	57/66456-00-009	12/07/17	\$ 1,114,370	\$ -	
Buena Park Elementary	Orange	James A. Whitaker Elementary	57/66456-00-010	12/07/17	\$ 1,570,372	\$ -	
Buena Park Elementary	Orange	Charles G. Emery Elementary	57/66456-00-011	12/07/17	\$ 997,188	\$ -	
Buena Park Elementary	Orange	Mabel L. Pendleton Elementary	57/66456-00-012	12/07/17	\$ 1,104,993	\$ -	
Centralia Elementary	Orange	Centralia Elementary	57/66472-00-010	12/07/17	\$ 1,644,013	\$ -	
San Bernardino City Unified	San Bernardino	Muscoy Elementary	57/67876-00-106	12/07/17	\$ 509,155	\$ -	
San Ysidro Elementary	San Diego	Smythe Elementary	57/68379-00-002	12/07/17	\$ 3,108,949	\$ -	
San Ysidro Elementary	San Diego	La Mirada Elementary	57/68379-00-003	12/07/17	\$ 2,652,962	\$ -	
Santa Ynez Valley Union High	Santa Barbara	Santa Ynez Valley Union High	57/69328-00-001	12/07/17	\$ 9,557,589	\$ -	
Buena Park Elementary	Orange	Arthur F. Corey Elementary	57/66456-00-013	12/15/17	\$ 1,132,892	\$ -	
Buena Park Elementary	Orange	Gordon H. Beatty Elementary	57/66456-00-014	12/15/17	\$ 1,300,307	\$ -	
Trinity Alps Unified	Trinity	Trinity High	57/76513-00-001	12/15/17	\$ 3,719,508	\$ -	
Downey Unified	Los Angeles	Gauldin Elementary	57/64451-00-031	12/18/17	\$ 1,809,488	\$ -	
San Marino Unified	Los Angeles	Huntington Middle	57/64964-00-008	12/20/17	\$ 2,431,828	\$ -	
Del Mar Union Elementary	San Diego	Carmel Del Mar Elementary	57/68056-00-004	12/22/17	\$ 2,376,647	\$ -	
Lowell Joint	Los Angeles	Olita Elementary	57/64766-00-001	12/26/17	\$ 3,060,024	\$ -	
Irvine Unified	Orange	Stone Creek Elementary	57/73650-00-024	12/26/17	\$ 1,411,210	\$ -	
Hayward Unified	Alameda	Hayward High	57/61192-00-003	12/28/17	\$ 9,871,566	\$ -	
Hayward Unified	Alameda	Tennyson High	57/61192-00-004	12/28/17	\$ 2,954,628	\$ -	
Hayward Unified	Alameda	Mt Eden High	57/61192-00-005	12/28/17	\$ 10,564,457	\$ -	

SFP APPLICATIONS
 Modernization School Facilities Program
 - Workload as of July 31, 2019 -

District	County	Site Name	Application Number	OPSC Date Received	Estimated State Grant (a)	Financial Hardship (b)	Notification Occurred**
Clovis Unified	Fresno	Buchanan High	57/62117-00-056	01/02/18	\$ 10,402,026	\$ -	
Cypress Elementary	Orange	Margaret Landell Elementary	57/66480-00-006	01/02/18	\$ 988,220	\$ -	
Elk Grove Unified	Sacramento	Valley High	57/67314-00-022	01/04/18	\$ 1,570,493	\$ -	
Jurupa Unified	Riverside	Rubidoux High	57/67090-00-014	01/08/18	\$ 5,548,044	\$ -	
Buellton Union Elementary	Santa Barbara	Jonata Middle	57/69138-00-002	01/08/18	\$ 1,405,957	\$ -	
Butteville Union Elementary	Siskiyou	Butteville Elementary	57/70201-00-002	01/08/18	\$ 93,592	\$ 62,394	
Paradise Unified	Butte	Paradise Senior High	57/61531-00-003	01/12/18	\$ 4,482,717	\$ -	
William S. Hart Union High	Los Angeles	Placerita Junior High	57/65136-00-010	01/16/18	\$ 1,492,386	\$ -	
Alhambra Unified	Los Angeles	Repetto Elementary	57/75713-00-028	01/16/18	\$ 2,931,994	\$ -	
Alhambra Unified	Los Angeles	Monterey Highlands Elementary	57/75713-00-029	01/16/18	\$ 1,706,453	\$ -	
San Ramon Valley Unified	Contra Costa	Stone Valley Middle	57/61804-00-032	01/17/18	\$ 4,133,251	\$ -	
Monson-Sultana Joint Union Elementary	Tulare	Monson-Sultana Elementary	57/72009-00-002	01/22/18	\$ 118,375	\$ 78,917	
Elk Grove Unified	Sacramento	Sierra-Enterprise Elementary	57/67314-00-023	01/24/18	\$ 1,549,084	\$ -	
Merced City Elementary	Merced	Luther Burbank Elementary	57/65771-00-015	01/25/18	\$ 1,852,259	\$ -	
Elk Grove Unified	Sacramento	Florin High	57/67314-00-024	01/25/18	\$ 5,258,009	\$ -	
Irvine Unified	Orange	Irvine High	57/73650-00-025	01/25/18	\$ 3,874,257	\$ -	
Irvine Unified	Orange	University High	57/73650-00-026	01/25/18	\$ 654,092	\$ -	
Los Angeles Unified	Los Angeles	George Washington Carver Middle	57/64733-00-640	02/07/18	\$ 4,864,058	\$ -	
Los Angeles Unified	Los Angeles	Harrison Street Elementary	57/64733-00-641	02/12/18	\$ 1,904,407	\$ -	
Los Angeles Unified	Los Angeles	First Street Elementary	57/64733-00-642	02/12/18	\$ 2,634,671	\$ -	
Los Angeles Unified	Los Angeles	Main Street Elementary	57/64733-00-643	02/12/18	\$ 8,234,489	\$ -	
San Diego Unified	San Diego	University City High	57/68338-00-230	02/13/18	\$ 12,621,539	\$ -	
Temecula Valley Unified	Riverside	Temecula Middle	57/75192-00-009	02/13/18	\$ 5,317,887	\$ -	
Atwater Elementary	Merced	Mitchell Intermediate	57/65631-00-007	02/15/18	\$ 5,526,380	\$ -	
Atwater Elementary	Merced	Bellevue Elementary	57/65631-00-008	02/15/18	\$ 467,043	\$ -	
Grossmont Union High	San Diego	Granite Hills High	57/68130-00-027	02/15/18	\$ 619,301	\$ -	
Twin Rivers Unified	Sacramento	Warren A Allison Elementary	57/76505-00-055	02/16/18	\$ 644,619	\$ -	
Twin Rivers Unified	Sacramento	Westside Elementary	57/76505-00-056	02/16/18	\$ 1,170,571	\$ -	
Los Angeles Unified	Los Angeles	Nobel Junior Magnet Center	57/64733-00-644	02/20/18	\$ 2,641,139	\$ -	
Los Angeles Unified	Los Angeles	Wilmington Middle	57/64733-00-645	02/20/18	\$ 1,404,708	\$ -	
Los Angeles Unified	Los Angeles	Haddon Avenue Elementary	57/64733-00-646	02/20/18	\$ 536,406	\$ -	
Los Angeles Unified	Los Angeles	Albion Street Elementary	57/64733-00-647	02/20/18	\$ 2,199,699	\$ -	
Los Angeles Unified	Los Angeles	Edwin Markham Middle	57/64733-00-648	02/20/18	\$ 2,487,925	\$ -	
Los Angeles Unified	Los Angeles	Florence Nightingale Middle	57/64733-08-007	02/20/18	\$ 2,028,913	\$ -	
Los Angeles Unified	Los Angeles	Glenn Hammond Curtiss Middle	57/64733-32-023	02/20/18	\$ 930,225	\$ -	
Los Angeles Unified	Los Angeles	Jordan High School Magnet	57/64733-68-008	02/20/18	\$ 2,284,577	\$ -	
Twin Rivers Unified	Sacramento	Rio Linda High	57/76505-00-057	02/20/18	\$ 1,687,709	\$ -	
Kentfield Elementary	Marin	Adaline E Kent Middle	57/65334-00-003	02/26/18	\$ 1,206,043	\$ -	
Los Angeles Unified	Los Angeles	Robert F Kennedy Elementary	57/64733-00-649	02/27/18	\$ 526,280	\$ -	
Los Angeles Unified	Los Angeles	Sixty-Eighth Street Elementary	57/64733-00-650	02/27/18	\$ 1,012,789	\$ -	
Los Angeles Unified	Los Angeles	Ulysses S Grant Senior High	57/64733-00-651	02/27/18	\$ 2,313,254	\$ -	
Los Angeles Unified	Los Angeles	Bell Senior High	57/64733-00-652	02/27/18	\$ 2,904,452	\$ -	
San Ramon Valley Unified	Contra Costa	California High	57/61804-00-033	03/01/18	\$ 920,156	\$ -	
Irvine Unified	Orange	Eastshore Elementary	57/73650-00-027	03/02/18	\$ 694,305	\$ -	
Irvine Unified	Orange	Springbrook Elementary	57/73650-00-028	03/02/18	\$ 3,097,577	\$ -	
Irvine Unified	Orange	Westpark Elementary	57/73650-00-029	03/02/18	\$ 3,415,758	\$ -	
Los Angeles Unified	Los Angeles	Rowan Avenue Elementary	57/64733-00-653	03/07/18	\$ 3,054,459	\$ -	
Los Angeles Unified	Los Angeles	Kester Avenue Elementary	57/64733-00-654	03/07/18	\$ 837,340	\$ -	

SFP APPLICATIONS
 Modernization School Facilities Program
 - Workload as of July 31, 2019 -

District	County	Site Name	Application Number	OPSC Date Received	Estimated State Grant (a)	Financial Hardship (b)	Notification Occurred**
Los Angeles Unified	Los Angeles	Chandler Elementary School	57/64733-00-655	03/07/18	\$ 552,849	\$ -	
Los Angeles Unified	Los Angeles	Locke High School	57/64733-00-656	03/07/18	\$ 2,788,345	\$ -	
Los Angeles Unified	Los Angeles	Eagle Rock High	57/64733-00-657	03/07/18	\$ 5,881,556	\$ -	
Los Angeles Unified	Los Angeles	Woodrow Wilson Senior High	57/64733-00-658	03/07/18	\$ 3,778,899	\$ -	
Los Angeles Unified	Los Angeles	John F Kennedy High	57/64733-00-659	03/07/18	\$ 1,186,141	\$ -	
Los Angeles Unified	Los Angeles	John Marshall Senior High	57/64733-12-010	03/07/18	\$ 2,007,360	\$ -	
Los Angeles Unified	Los Angeles	Western Avenue Elementary	57/64733-25-011	03/07/18	\$ 3,032,859	\$ -	
Los Angeles Unified	Los Angeles	Gault Street Elementary	57/64733-37-007	03/07/18	\$ 370,632	\$ -	
Los Angeles Unified	Los Angeles	Bonita Street Elementary	57/64733-54-026	03/07/18	\$ 572,611	\$ -	
South San Francisco Unified	San Mateo	Monte Verde Elementary	57/69070-00-016	03/09/18	\$ 983,845	\$ -	
Delano Union Elementary	Kern	Del Vista Elementary	57/63404-00-003	03/13/18	\$ 3,013,353	\$ 2,008,902	
Dinuba Unified	Tulare	Roosevelt Elementary	57/75531-00-011	03/13/18	\$ 1,548,789	\$ 1,032,526	
Los Angeles Unified	Los Angeles	McKinley Avenue Elementary	57/64733-00-660	03/14/18	\$ 348,676	\$ -	
Los Angeles Unified	Los Angeles	Taft (William Howard) High	57/64733-00-661	03/14/18	\$ 721,067	\$ -	
Los Angeles Unified	Los Angeles	Benjamin Franklin Senior High	57/64733-00-662	03/14/18	\$ 797,799	\$ -	
Los Angeles Unified	Los Angeles	Hollywood Senior High	57/64733-00-663	03/14/18	\$ 6,482,058	\$ -	
Los Angeles Unified	Los Angeles	Reseda Elementary	57/64733-00-664	03/14/18	\$ 1,482,368	\$ -	
Los Angeles Unified	Los Angeles	James Monroe High	57/64733-00-665	03/14/18	\$ 2,292,973	\$ -	
Los Angeles Unified	Los Angeles	South Gate Middle	57/64733-16-012	03/14/18	\$ 1,154,193	\$ -	
Los Angeles Unified	Los Angeles	Van Nuys Senior High	57/64733-27-010	03/14/18	\$ 6,339,910	\$ -	
Los Angeles Unified	Los Angeles	Grover Cleveland High	57/64733-41-007	03/14/18	\$ 4,262,185	\$ -	
Los Angeles Unified	Los Angeles	Pacific Boulevard	57/64733-74-002	03/14/18	\$ 747,956	\$ -	
Gerber Union Elementary	Tehama	Gerber Elementary	57/71548-00-002	03/15/18	\$ 116,939	\$ 77,959	
Twin Rivers Unified	Sacramento	Madison Elementary	57/76505-00-058	03/15/18	\$ 1,189,769	\$ -	
Temecula Valley Unified	Riverside	Paloma Elementary	57/75192-00-010	03/20/18	\$ 1,520,714	\$ -	
Temecula Valley Unified	Riverside	Red Hawk Elementary	57/75192-00-011	03/20/18	\$ 2,813,360	\$ -	
Temecula Valley Unified	Riverside	Pauba Valley Elementary	57/75192-00-012	03/20/18	\$ 1,520,714	\$ -	
Long Beach Unified	Los Angeles	Roosevelt Elementary	57/64725-05-001	03/21/18	\$ 6,227,165	\$ -	
Los Angeles Unified	Los Angeles	Belmont Senior High	57/64733-00-666	03/21/18	\$ 2,606,931	\$ -	
Los Angeles Unified	Los Angeles	Balboa Gifted/High Ability Magnet Elementary	57/64733-00-667	03/21/18	\$ 784,830	\$ -	
Los Angeles Unified	Los Angeles	Millikan Middle	57/64733-00-668	03/21/18	\$ 956,714	\$ -	
Los Angeles Unified	Los Angeles	Lull Special Education	57/64733-00-669	03/21/18	\$ 696,153	\$ -	
Los Angeles Unified	Los Angeles	52nd Street Elementary	57/64733-00-670	03/21/18	\$ 2,152,602	\$ -	
Mother Lode Union Elementary	El Dorado	Indian Creek Elementary	57/61929-00-005	03/22/18	\$ 2,336,628	\$ -	
Waugh Elementary	Sonoma	Meadow Elementary	57/70995-00-001	03/22/18	\$ 1,033,178	\$ -	
Benicia Unified	Solano	Joe Henderson Elementary	57/70524-00-010	03/23/18	\$ 724,721	\$ -	
Benicia Unified	Solano	Benicia Middle	57/70524-00-011	03/26/18	\$ 830,584	\$ -	
Benicia Unified	Solano	Matthew Turner Elementary	57/70524-00-012	03/26/18	\$ 787,575	\$ -	
Los Angeles Unified	Los Angeles	El Camino Real High	57/64733-44-006	03/28/18	\$ 1,071,828	\$ -	
Livingston Union	Merced	Campus Park Elementary	57/65748-00-003	03/28/18	\$ 1,398,819	\$ -	
Livingston Union	Merced	Selma Herndon Elementary	57/65748-00-004	03/28/18	\$ 1,233,166	\$ -	
Livingston Union	Merced	Yamato Colony Elementary	57/65748-00-005	03/28/18	\$ 2,686,921	\$ -	
Cutler-Orosi Joint Unified	Tulare	Palm Elementary	57/71860-00-010	03/28/18	\$ 1,020,048	\$ -	
Cutler-Orosi Joint Unified	Tulare	Golden Valley Elementary	57/71860-00-011	03/28/18	\$ 3,172,443	\$ -	
Cutler-Orosi Joint Unified	Tulare	El Monte Middle	57/71860-00-012	03/28/18	\$ 1,744,081	\$ -	
Dublin Unified	Alameda	Dublin High	57/75093-00-010	03/28/18	\$ 9,246,629	\$ -	
Temple City Unified	Los Angeles	Longden Elementary	57/65052-00-012	03/30/18	\$ 4,207,743	\$ -	
Alvord Unified	Riverside	Valley View Elementary	57/66977-00-019	03/30/18	\$ 1,134,030	\$ -	

SFP APPLICATIONS
 Modernization School Facilities Program
 - Workload as of July 31, 2019 -

District	County	Site Name	Application Number	OPSC Date Received	Estimated State Grant (a)	Financial Hardship (b)	Notification Occurred**
Santa Ynez Valley Union High	Santa Barbara	Santa Ynez Valley Union High	57/69328-00-002	03/30/18	\$ 9,690,985	\$ -	
Delano Union Elementary	Kern	Albany Park Elementary	57/63404-00-004	04/02/18	\$ 2,143,037	\$ 1,428,691	
Delano Union Elementary	Kern	Nueva Vista Language Academy	57/63404-00-005	04/02/18	\$ 2,479,934	\$ 1,653,289	
Standard Elementary	Kern	Standard Middle	57/63792-00-002	04/02/18	\$ 6,160,251	\$ -	
Buckeye Union Elementary	El Dorado	Blue Oak Elementary	57/61838-00-008	04/03/18	\$ 2,975,476	\$ -	
Los Angeles Unified	Los Angeles	Venice Senior High	57/64733-00-671	04/04/18	\$ 7,404,266	\$ -	
Los Angeles Unified	Los Angeles	San Fernando Middle	57/64733-28-016	04/04/18	\$ 2,280,771	\$ -	
Benicia Unified	Solano	Mary Farmar Elementary	57/70524-00-013	04/05/18	\$ 728,292	\$ -	
Benicia Unified	Solano	Robert Semple Elementary	57/70524-00-014	04/05/18	\$ 728,292	\$ -	
Los Angeles Unified	Los Angeles	Los Angeles Center for Enriched Studies	57/64733-00-672	04/11/18	\$ 3,988,704	\$ -	
San Bernardino City Unified	San Bernardino	San Andreas High	57/67876-00-107	04/11/18	\$ 646,695	\$ -	
Irvine Unified	Orange	Rancho San Joaquin Middle	57/73650-00-030	04/11/18	\$ 543,617	\$ -	
Mujroc Joint Unified	Kern	Bailey Avenue Elementary	57/63685-00-009	04/12/18	\$ 3,160,473	\$ 2,106,982	
Coalinga-Huron Unified	Fresno	Huron Elementary	57/62125-00-008	04/13/18	\$ 3,663,751	\$ -	
Davis Joint Unified	Yolo	Davis Senior High	57/72678-00-014	04/13/18	\$ 1,399,278	\$ -	
Benicia Unified	Solano	Benicia High	57/70524-00-015	04/16/18	\$ 3,765,446	\$ -	
Fullerton Joint Union High	Orange	Sunny Hills High	57/66514-00-019	04/17/18	\$ 98,846	\$ -	
Fullerton Joint Union High	Orange	Troy High	57/66514-00-020	04/17/18	\$ 1,713,218	\$ -	
Los Angeles Unified	Los Angeles	Chatsworth High	57/64733-00-673	04/18/18	\$ 4,929,033	\$ -	
Los Angeles Unified	Los Angeles	Lorena Street Elementary	57/64733-00-674	04/18/18	\$ 1,037,103	\$ -	
Los Angeles Unified	Los Angeles	Banning (Phineas) Senior High	57/64733-32-024	04/18/18	\$ 1,041,187	\$ -	
Clay Joint Elementary	Fresno	Clay Elementary	57/62109-00-003	04/19/18	\$ 772,104	\$ -	
Elk Grove Unified	Sacramento	Elk Grove Elementary	57/67314-00-025	04/23/18	\$ 1,016,091	\$ -	
Tahoe-Truckee Unified	Placer	Glenshire Elementary	57/66944-00-014	04/24/18	\$ 837,536	\$ -	
Sacramento City Unified	Sacramento	C K McClatchy High	57/67439-00-076	04/24/18	\$ 2,545,153	\$ -	
South San Francisco Unified	San Mateo	South San Francisco High	57/69070-00-017	04/24/18	\$ 746,113	\$ -	
Cupertino Union	Santa Clara	Cupertino Middle	57/69419-00-026	04/24/18	\$ 3,096,480	\$ -	
Cupertino Union	Santa Clara	Manuel De Vargas Elementary	57/69419-00-027	04/24/18	\$ 632,641	\$ -	
Cupertino Union	Santa Clara	Montclair Elementary	57/69419-00-028	04/24/18	\$ 647,975	\$ -	
Golden Plains Unified	Fresno	Tranquillity High	57/75234-00-005	04/24/18	\$ 1,386,105	\$ -	
Los Angeles Unified	Los Angeles	Verdugo Hills Senior High	57/64733-54-675	04/25/18	\$ 2,416,917	\$ -	
Los Angeles Unified	Los Angeles	Gridley Street Elementary	57/64733-00-676	04/25/18	\$ 1,095,306	\$ -	
Los Angeles Unified	Los Angeles	Sylmar Senior High	57/64733-00-677	04/25/18	\$ 866,850	\$ -	
Los Angeles Unified	Los Angeles	Taft (William Howard) Senior High	57/64733-00-678	04/25/18	\$ 1,124,582	\$ -	
Los Angeles Unified	Los Angeles	Reseda Elementary	57/64733-00-679	04/25/18	\$ 685,352	\$ -	
Los Angeles Unified	Los Angeles	Coldwater Canyon Elementary	57/64733-00-680	04/25/18	\$ 3,245,312	\$ -	
Los Angeles Unified	Los Angeles	Thomas Jefferson Senior High	57/64733-13-010	04/25/18	\$ 1,883,555	\$ -	
Los Angeles Unified	Los Angeles	Carson Senior High	57/64733-54-027	04/25/18	\$ 6,125,746	\$ -	
Lakeport Unified	Lake	Clear Lake High	57/64030-00-008	04/26/18	\$ 784,683	\$ -	
Black Butte Union Elementary	Shasta	Black Butte Elementary	57/69880-00-003	05/01/18	\$ 796,401	\$ -	
Los Angeles Unified	Los Angeles	Annalee Avenue Elementary	57/64733-00-681	05/02/18	\$ 668,195	\$ -	
Los Angeles Unified	Los Angeles	Alexander Hamilton Senior High	57/64733-00-682	05/02/18	\$ 1,207,579	\$ -	
Los Angeles Unified	Los Angeles	Walter Reed Middle	57/64733-00-683	05/02/18	\$ 1,630,748	\$ -	
Los Angeles Unified	Los Angeles	Downtown Business High	57/64733-00-684	05/02/18	\$ 5,096,247	\$ -	
Los Angeles Unified	Los Angeles	Joseph Le Conte Middle	57/64733-00-685	05/02/18	\$ 609,079	\$ -	
Las Virgenes Unified	Los Angeles	Lupin Hill Elementary	57/64683-00-010	05/03/18	\$ 907,224	\$ -	
Centinela Valley Union High	Los Angeles	Lawndale High	57/64352-00-007	05/04/18	\$ 1,666,540	\$ -	
Golden Plains Unified	Fresno	Helm Elementary	57/75234-00-006	05/04/18	\$ 273,216	\$ -	

SFP APPLICATIONS
 Modernization School Facilities Program
 - Workload as of July 31, 2019 -

District	County	Site Name	Application Number	OPSC Date Received	Estimated State Grant (a)	Financial Hardship (b)	Notification Occurred**
South San Francisco Unified	San Mateo	Spruce Elementary	57/69070-00-018	05/07/18	\$ 963,293	\$ -	
South San Francisco Unified	San Mateo	Ponderosa Elementary	57/69070-00-019	05/07/18	\$ 667,709	\$ -	
Cupertino Union	Santa Clara	Nelson S Dilworth Elementary	57/69419-00-029	05/07/18	\$ 510,003	\$ -	
Soquel Union Elementary	Santa Cruz	Soquel Elementary	57/69849-00-006	05/07/18	\$ 227,584	\$ -	
Soquel Union Elementary	Santa Cruz	Santa Cruz Gardens Elementary	57/69849-00-007	05/07/18	\$ 45,993	\$ -	
Soquel Union Elementary	Santa Cruz	Main Street Elementary	57/69849-00-008	05/07/18	\$ 484,424	\$ -	
Kelseyville Unified	Lake	Kelseyville High	57/64014-00-002	05/08/18	\$ 3,235,923	\$ -	
Visalia Unified	Tulare	Goshen Elementary	57/72256-00-023	05/08/18	\$ 1,637,692	\$ -	
Visalia Unified	Tulare	Mt Whitney High	57/72256-00-024	05/08/18	\$ 1,606,243	\$ -	
Visalia Unified	Tulare	Redwood High	57/72256-00-025	05/08/18	\$ 673,562	\$ -	
Visalia Unified	Tulare	Royal Oaks Elementary	57/72256-00-026	05/08/18	\$ 859,384	\$ -	
Norwalk-La Mirada Unified	Los Angeles	Julia B Morrison Elementary	57/64840-00-030	05/10/18	\$ 178,787	\$ -	
Oxnard	Ventura	Harrington Elementary	57/72538-00-027	05/10/18	\$ 584,890	\$ -	
Irvine Unified	Orange	Brywood Elementary	57/73650-00-031	05/10/18	\$ 2,870,668	\$ -	
Hollister	San Benito	Rancho San Justo	57/67470-00-003	05/11/18	\$ 1,567,920	\$ -	
Willows Unified	Glenn	Willows High	57/62661-00-005	05/15/18	\$ 2,842,688	\$ -	
Los Angeles Unified	Los Angeles	Logan Street Elementary	57/64733-00-686	05/15/18	\$ 656,134	\$ -	
Los Angeles Unified	Los Angeles	Humphreys Avenue Elementary	57/64733-00-687	05/15/18	\$ 6,897,346	\$ -	
Los Angeles Unified	Los Angeles	Audubon Middle	57/64733-00-688	05/15/18	\$ 3,835,933	\$ -	
Los Angeles Unified	Los Angeles	Francisco Bravo Medical Magnet High	57/64733-00-689	05/15/18	\$ 1,895,608	\$ -	
Los Angeles Unified	Los Angeles	Loyola Village Elementary	57/64733-00-690	05/15/18	\$ 561,038	\$ -	
Los Angeles Unified	Los Angeles	Theodore Roosevelt Senior High	57/64733-05-018	05/15/18	\$ 2,530,954	\$ -	
Barstow Unified	San Bernardino	Skyline North Elementary	57/67611-00-002	05/16/18	\$ 2,775,233	\$ -	
Twin Rivers Unified	Sacramento	Pacific Career and Technology High	57/76505-00-059	05/16/18	\$ 2,455,163	\$ -	
Twin Rivers Unified	Sacramento	Hazel Strauch Elementary	57/76505-00-060	05/16/18	\$ 1,475,739	\$ -	
Twin Rivers Unified	Sacramento	Sierra View Elementary	57/76505-00-061	05/16/18	\$ 662,000	\$ -	
Twin Rivers Unified	Sacramento	Pioneer Elementary	57/76505-00-062	05/16/18	\$ 1,116,763	\$ -	
Twin Rivers Unified	Sacramento	Kohler Elementary	57/76505-00-063	05/16/18	\$ 540,891	\$ -	
Coalinga-Huron Unified	Fresno	Sunset Elementary	57/62125-00-009	05/17/18	\$ 1,901,985	\$ -	
Coalinga-Huron Unified	Fresno	Henry F Bishop Elementary	57/62125-00-010	05/17/18	\$ 654,137	\$ -	
Hollister	San Benito	Gabilan Hills	57/67470-00-004	05/17/18	\$ 896,187	\$ -	
Gravenstein Union Elementary	Sonoma	Gravenstein Elementary	57/70714-00-003	05/17/18	\$ 2,144,261	\$ -	
Wasco Union Elementary	Kern	Palm Avenue Elementary	57/63842-00-004	05/21/18	\$ 949,748	\$ 633,165	
Elk Grove Unified	Sacramento	Union House Elementary	57/67314-00-026	05/21/18	\$ 1,603,056	\$ -	
Tustin Unified	Orange	Robert Heideman Elementary	57/73643-00-022	05/21/18	\$ 2,913,416	\$ -	
Konocti Unified	Lake	Konocti Education Center	57/64022-00-012	05/22/18	\$ 872,113	\$ -	
Los Angeles Unified	Los Angeles	Charles Maclay Middle	57/64733-00-691	05/22/18	\$ 2,688,503	\$ -	
Los Angeles Unified	Los Angeles	Forty-Ninth Street Elementary	57/64733-00-692	05/22/18	\$ 551,314	\$ -	
Los Angeles Unified	Los Angeles	Apperson Street Elementary	57/64733-00-693	05/22/18	\$ 838,001	\$ -	
Los Angeles Unified	Los Angeles	Los Angeles High	57/64733-00-694	05/22/18	\$ 3,975,731	\$ -	
Los Angeles Unified	Los Angeles	Garden Grove Elementary	57/64733-00-695	05/22/18	\$ 711,536	\$ -	
Round Valley Unified	Mendocino	Round Valley High	57/65607-00-001	05/22/18	\$ 1,003,579	\$ -	
Round Valley Unified	Mendocino	Round Valley Elementary	57/65607-00-002	05/22/18	\$ 1,554,144	\$ -	
Jurupa Unified	Riverside	Glen Avon Elementary	57/67090-00-015	05/22/18	\$ 3,271,033	\$ -	
Grossmont Union High	San Diego	Valhalla High	57/68130-12-001	05/22/18	\$ 424,477	\$ -	
San Dieguito Union High	San Diego	Torrey Pines High	57/68346-00-007	05/22/18	\$ 13,663,077	\$ -	
Morgan Hill Unified	Santa Clara	Paradise Valley Engineering Academy	57/69583-00-012	05/22/18	\$ 2,318,970	\$ -	
Morgan Hill Unified	Santa Clara	Paradise Valley Engineering Academy	57/69583-00-013	05/22/18	\$ 614,091	\$ -	

SFP APPLICATIONS
 Modernization School Facilities Program
 - Workload as of July 31, 2019 -

District	County	Site Name	Application Number	OPSC Date Received	Estimated State Grant (a)	Financial Hardship (b)	Notification Occurred**
Oxnard	Ventura	Lemonwood Elementary	57/72538-00-028	05/24/18	\$ 818,846	\$ -	
Elk Grove Unified	Sacramento	John Reith Elementary	57/67314-00-027	05/25/18	\$ 2,635,486	\$ -	
Los Angeles Unified	Los Angeles	Emerson (Ralph Waldo) Junior M	57/64733-00-696	05/29/18	\$ 1,002,746	\$ -	
Los Angeles Unified	Los Angeles	Johnnie Cochran, Jr, Middle	57/64733-00-697	05/29/18	\$ 2,116,017	\$ -	
Los Angeles Unified	Los Angeles	North Hollywood Senior High	57/64733-22-014	05/29/18	\$ 3,567,845	\$ -	
West Covina Unified	Los Angeles	West Covina High	57/65094-00-014	05/30/18	\$ 4,443,279	\$ -	
San Juan Unified	Sacramento	Fair Oaks Elementary	57/67447-00-063	05/30/18	\$ 1,347,587	\$ -	
Hollister	San Benito	R O Hardin Elementary	57/67470-00-005	05/30/18	\$ 4,306,262	\$ -	
Atascadero Unified	San Luis Obispo	Santa Margarita Elementary	57/68700-00-007	05/30/18	\$ 2,043,520	\$ -	
Santa Ana Unified	Orange	Washington Elementary	57/66670-00-053	05/31/18	\$ 4,236,001	\$ -	
Cambrian	Santa Clara	Ida Price Middle	57/69385-00-014	06/04/18	\$ 2,259,551	\$ -	
Cambrian	Santa Clara	Steindorf STEAM K-8 Magnet	57/69385-00-015	06/04/18	\$ 2,739,367	\$ -	
Cambrian	Santa Clara	Bagby Elementary	57/69385-00-016	06/04/18	\$ 410,783	\$ -	
Cambrian	Santa Clara	Farnham Elementary	57/69385-00-017	06/04/18	\$ 874,369	\$ -	
Cambrian	Santa Clara	Fammatre Elementary	57/69385-00-018	06/04/18	\$ 884,080	\$ -	
Dublin Unified	Alameda	Murray Elementary	57/75093-00-011	06/05/18	\$ 2,238,407	\$ -	
Clovis Unified	Fresno	Lincoln Elementary	57/62117-00-057	06/06/18	\$ 616,620	\$ -	
Dublin Unified	Alameda	Wells Middle	57/75093-00-012	06/06/18	\$ 1,048,020	\$ -	
Dublin Unified	Alameda	Wells Middle	57/75093-00-013	06/06/18	\$ 1,870,401	\$ -	
Dublin Unified	Alameda	Dublin Elementary	57/75093-00-014	06/06/18	\$ 2,924,401	\$ -	
Galt Joint Union High	Sacramento	Galt High	57/67355-00-002	06/08/18	\$ 4,162,983	\$ -	
San Bernardino City Unified	San Bernardino	San Bernardino High	57/67876-00-108	06/12/18	\$ 2,511,541	\$ -	
Los Angeles Unified	Los Angeles	Cienega Elementary	57/64733-00-698	06/13/18	\$ 1,370,920	\$ -	
Los Angeles Unified	Los Angeles	Canoga Park Senior High	57/64733-00-699	06/13/18	\$ 4,964,944	\$ -	
Los Angeles Unified	Los Angeles	Harrison Street Elementary	57/64733-00-700	06/13/18	\$ 1,024,516	\$ -	
Riverdale Joint Unified	Fresno	Riverdale Elementary	57/75408-00-006	06/14/18	\$ 690,356	\$ -	
Tracy Joint Unified	San Joaquin	Central Elementary	57/75499-00-012	06/14/18	\$ 2,987,345	\$ -	
Solana Beach Elementary	San Diego	Solana Highlands Elementary	57/68387-00-003	06/15/18	\$ 2,573,516	\$ -	
Barstow Unified	San Bernardino	Barstow Fine Arts Academy (formerly Barstow Inte	57/67611-00-003	06/18/18	\$ 4,053,288	\$ -	
Pleasant View Elementary	Tulare	Pleasant View Elementary	57/72058-00-002	06/18/18	\$ 1,278,676	\$ 852,451	
Twin Rivers Unified	Sacramento	Harmon Johnson Elementary	57/76505-00-064	06/19/18	\$ 4,102,973	\$ -	
Centralia Elementary	Orange	George B Miller Elementary	57/66472-00-011	06/22/18	\$ 332,218	\$ -	
Centralia Elementary	Orange	Raymond Temple Elementary	57/66472-00-012	06/22/18	\$ 687,831	\$ -	
Grossmont Union High	San Diego	El Cajon Valley High	57/68130-00-028	06/22/18	\$ 3,143,831	\$ -	
Sweetwater Union High	San Diego	Bonita Vista Middle	57/68411-00-049	06/25/18	\$ 1,419,295	\$ -	
San Marcos Unified	San Diego	La Costa Meadows Elementary	57/73791-00-008	06/25/18	\$ 4,494,708	\$ -	
Colton Joint Unified	San Bernardino	Michael D'Arcy Elementary	57/67686-00-025	06/26/18	\$ 607,820	\$ -	
San Ramon Valley Unified	Contra Costa	California High	57/61804-00-034	06/28/18	\$ 3,194,794	\$ -	
Clovis Unified	Fresno	Alta Sierra Intermediate	57/62117-00-058	06/28/18	\$ 4,357,733	\$ -	
Santa Ana Unified	Orange	Garfield Elementary	57/66670-00-054	06/28/18	\$ 3,245,002	\$ -	
Grossmont Union High	San Diego	West Hills High	57/68130-00-029	06/28/18	\$ 6,613,614	\$ -	
Rescue Union Elementary	El Dorado	Lake Forest Elementary	57/61978-00-004	06/29/18	\$ 1,988,626	\$ -	
Western Placer Unified	Placer	Glen Edwards Middle	57/66951-00-003	06/29/18	\$ 5,187,814	\$ -	
Wright Elementary	Sonoma	J X Wilson Elementary	57/71035-00-003	07/03/18	\$ 290,190	\$ -	
Hydesville Elementary	Humboldt	Hydesville Elementary	57/62885-00-002	07/06/18	\$ 259,295	\$ -	
Elk Grove Unified	Sacramento	Samuel Jackman Middle	57/67314-00-028	07/09/18	\$ 3,294,373	\$ -	
Elk Grove Unified	Sacramento	Eddy Middle School	57/67314-00-029	07/09/18	\$ 4,124,718	\$ -	
Elk Grove Unified	Sacramento	David Reese Elementary	57/67314-00-030	07/09/18	\$ 1,585,986	\$ -	

SFP APPLICATIONS
 Modernization School Facilities Program
 - Workload as of July 31, 2019 -

District	County	Site Name	Application Number	OPSC Date Received	Estimated State Grant (a)	Financial Hardship (b)	Notification Occurred**
Elk Grove Unified	Sacramento	Jackson Elementary	57/67314-00-031	07/09/18	\$ 1,792,428	\$ -	
Elk Grove Unified	Sacramento	Florin Elementary	57/67314-00-032	07/10/18	\$ 2,821,509	\$ -	
Los Angeles Unified	Los Angeles	Dodson Middle School	57/64733-20-020	07/11/18	\$ 2,394,270	\$ -	
Muroc Joint Unified	Kern	Boron Junior-Senior High	57/63685-00-010	07/12/18	\$ 3,108,287	\$ -	
Del Norte County Unified	Del Norte	Joe Hamilton Elementary	57/61820-00-007	07/13/18	\$ 500,295	\$ -	
Golden Plains Unified	Fresno	San Joaquin Elementary	57/75234-00-007	07/13/18	\$ 3,776,997	\$ -	
Imperial County Office of Education	Imperial	De Anza 9th Grade Academy	57/10132-00-002	07/16/18	\$ 319,723	\$ 213,149	
Elk Grove Unified	Sacramento	Florin High	57/67314-00-033	07/16/18	\$ 6,021,182	\$ -	
Solana Beach Elementary	San Diego	Skyline Elementary	57/68387-00-004	07/17/18	\$ 591,537	\$ -	
Firebaugh-Las Deltas Unified	Fresno	Firebaugh Middle	57/73809-00-006	07/17/18	\$ 513,079	\$ -	
Norwalk-La Mirada Unified	Los Angeles	Los Alisos Middle	57/64840-00-031	07/18/18	\$ 1,508,943	\$ -	
Fountain Valley Elementary	Orange	Masuda (Kazuo) Middle	57/66498-00-012	07/19/18	\$ 2,829,122	\$ -	
La Honda-Pescadero Unified	San Mateo	La Honda Elementary	57/68940-00-001	07/19/18	\$ 769,626	\$ -	
Sequoia Union High	San Mateo	Sequoia High	57/69062-00-038	07/19/18	\$ 2,850,756	\$ -	
Franklin-McKinley Elementary	Santa Clara	Windmill Springs Elementary	57/69450-00-011	07/19/18	\$ 2,646,603	\$ -	
Franklin-McKinley Elementary	Santa Clara	Windmill Springs Elementary	57/69450-00-012	07/19/18	\$ 577,483	\$ -	
Torrance Unified	Los Angeles	Edward J Richardson Middle	57/65060-00-046	07/20/18	\$ 855,104	\$ -	
Ocean View Elementary	Orange	Westmont Elementary	57/66613-00-023	07/20/18	\$ 148,414	\$ -	
William S. Hart Union High	Los Angeles	Sierra Vista Junior High	57/65136-00-011	07/24/18	\$ 121,354	\$ -	
Fullerton Joint Union High	Orange	La Habra High	57/66514-00-021	07/24/18	\$ 964,915	\$ -	
Atascadero Unified	San Luis Obispo	Atascadero High	57/68700-00-008	07/24/18	\$ 1,343,650	\$ -	
Fairfield-Suisun Unified	Solano	Fairview Elementary	57/70540-00-018	07/24/18	\$ 2,802,793	\$ -	
Fairfield-Suisun Unified	Solano	Grange Middle	57/70540-00-019	07/24/18	\$ 1,245,177	\$ -	
Dublin Unified	Alameda	Dublin Elementary	57/75093-00-015	07/24/18	\$ 1,034,478	\$ -	
Norwalk-La Mirada Unified	Los Angeles	Arlie F Hutchinson Middle	57/64840-00-032	07/26/18	\$ 790,339	\$ -	
Norwalk-La Mirada Unified	Los Angeles	Gardenhill Elementary	57/64840-00-033	07/26/18	\$ 197,889	\$ -	
Garden Grove Unified	Orange	Merton E Hill Elementary	57/66522-00-087	07/26/18	\$ 228,917	\$ -	
Garden Grove Unified	Orange	C C Violette Elementary	57/66522-00-088	07/26/18	\$ 697,426	\$ -	
Garden Grove Unified	Orange	Heritage Elementary	57/66522-00-089	07/26/18	\$ 794,110	\$ -	
Oxnard Elementary	Ventura	Elm Street Elementary	57/72538-00-029	07/27/18	\$ 404,879	\$ -	
Oxnard Elementary	Ventura	McKinna Elementary	57/72538-00-030	07/27/18	\$ 467,912	\$ -	
Healdsburg Unified	Sonoma	Healdsburg Junior High	57/75390-00-003	07/30/18	\$ 2,573,598	\$ -	
Healdsburg Unified	Sonoma	Healdsburg High	57/75390-00-004	07/30/18	\$ 5,546,148	\$ -	
Barstow Unified	San Bernardino	Barstow Junior High	57/67611-00-004	07/31/18	\$ 5,061,294	\$ -	
Natomas Unified	Sacramento	Jefferson Elementary	57/75283-00-005	07/31/18	\$ 2,663,525	\$ -	
Los Angeles Unified	Los Angeles	Walnut Park Elementary	57/64733-00-701	08/01/18	\$ 454,404	\$ -	
Los Angeles Unified	Los Angeles	Fairfax Senior High	57/64733-00-702	08/01/18	\$ 1,160,178	\$ -	
Anaheim Union High	Orange	John F Kennedy High	57/66431-00-018	08/02/18	\$ 1,533,622	\$ -	
Anaheim Union High	Orange	John F Kennedy High	57/66431-00-019	08/02/18	\$ 1,942,357	\$ -	
Exeter Unified	Tulare	Wilson Middle	57/76836-00-001	08/02/18	\$ 988,148	\$ -	
Konociti Unified	Lake	Lower Lake Elementary	57/64022-00-013	08/06/18	\$ 2,618,613	\$ -	
Pomona Unified	Los Angeles	Alcott Elementary	57/64907-00-032	08/06/18	\$ 583,195	\$ -	
Pomona Unified	Los Angeles	Washington Elementary	57/64907-00-033	08/07/18	\$ 1,677,895	\$ -	
Newcastle Elementary	Placer	Newcastle Elementary	57/66852-00-002	08/07/18	\$ 756,513	\$ 504,342	
Los Nietos Elementary	Los Angeles	Los Nietos Middle	57/64758-00-005	08/08/18	\$ 4,492,891	\$ -	
Whittier City Elementary	Los Angeles	Walter F Dexter Middle	57/65110-00-014	08/08/18	\$ 4,321,829	\$ -	
Saddleback Valley Unified	Orange	Portola Hills Elementary	57/73635-00-040	08/08/18	\$ 4,443,161	\$ -	
Berkeley Unified	Alameda	John Muir Elementary	57/61143-00-018	08/09/18	\$ 2,594,312	\$ -	

SFP APPLICATIONS
 Modernization School Facilities Program
 - Workload as of July 31, 2019 -

District	County	Site Name	Application Number	OPSC Date Received	Estimated State Grant (a)	Financial Hardship (b)	Notification Occurred**
Chico Unified	Butte	Neal Dow Elementary	57/61424-00-006	08/10/18	\$ 2,038,050	\$ -	
Chico Unified	Butte	Marigold Elementary	57/61424-00-007	08/10/18	\$ 2,585,715	\$ -	
Chico Unified	Butte	Loma Vista	57/61424-00-008	08/10/18	\$ 246,682	\$ -	
Chico Unified	Butte	Shasta Elementary	57/61424-00-009	08/10/18	\$ 2,133,364	\$ -	
San Antonio Union Elementary	Monterey	San Antonio Elementary	57/66167-00-002	08/13/18	\$ 196,390	\$ -	
Fruitvale Elementary	Kern	Discovery Elementary	57/63479-00-003	08/14/18	\$ 3,053,627	\$ -	
Fruitvale Elementary	Kern	Quailwood Elementary	57/63479-00-004	08/14/18	\$ 98,944	\$ -	
Fruitvale Elementary	Kern	Fruitvale Junior High	57/63479-00-005	08/14/18	\$ 944,020	\$ -	
Roberts Ferry Union Elementary	Stanislaus	Roberts Ferry Union Elementary	57/71233-00-002	08/15/18	\$ 53,085	\$ 35,390	
Los Angeles Unified	Los Angeles	Widney (Joseph Pomeroy) High	58/64733-00-004*	08/15/18	\$ 464,881	\$ -	
Willows Unified	Glenn	Willows Intermediate	57/62661-00-006	08/17/18	\$ 587,603	\$ -	
Willows Unified	Glenn	Murdock Elementary	57/62661-00-007	08/17/18	\$ 2,003,968	\$ -	
Santa Ana Unified	Orange	George Washington Carver Elementary	57/66670-00-055	08/17/18	\$ 2,972,873	\$ -	
Irvine Unified	Orange	Canyon View Elementary	57/73650-00-032	08/17/18	\$ 1,671,074	\$ -	
Hughson Unified	Stanislaus	Emilie J Ross Middle	57/75549-00-004	08/17/18	\$ 422,593	\$ -	
Hughson Unified	Stanislaus	Hughson Elementary	57/75549-00-005	08/17/18	\$ 1,813,478	\$ -	
Central Union Elementary	Kings	Akers Elementary	57/63883-00-001	08/22/18	\$ 3,604,760	\$ 2,403,173	
Central Union Elementary	Kings	R J Neutra Elementary	57/63883-00-002	08/22/18	\$ 334,924	\$ 223,283	
Central Union Elementary	Kings	Central Elementary	57/63883-00-003	08/22/18	\$ 210,870	\$ 140,580	
Central Union Elementary	Kings	Stratford Elementary	57/63883-00-004	08/22/18	\$ 204,582	\$ 136,388	
San Dieguito Union High	San Diego	San Dieguito High Academy	57/68346-00-008	08/23/18	\$ 5,284,508	\$ -	
Ballico-Cressey Elementary	Merced	Ballico Elementary	57/65649-00-001	08/24/18	\$ 1,457,146	\$ 971,431	
Ballico-Cressey Elementary	Merced	Cressey Elementary	57/65649-00-002	08/24/18	\$ 796,291	\$ 530,861	
Huntington Beach City Elementary	Orange	Ralph E Hawes Elementary	57/66530-00-019	08/24/18	\$ 878,806	\$ -	
Tahoe-Truckee Unified	Placer	Kings Beach Elementary	57/66944-00-015	08/29/18	\$ 1,334,568	\$ -	
Irvine Unified	Orange	Meadow Park Elementary	57/73650-00-033	08/29/18	\$ 2,526,142	\$ -	
Lake Elementary	Glenn	Lake Elementary	57/62596-00-002	08/30/18	\$ 199,611	\$ 133,074	
Rescue Union Elementary	El Dorado	Marina Village Middle	57/61978-00-005	08/31/18	\$ 3,517,807	\$ -	
Nevada Joint Union High	Nevada	Bear River High	57/66357-00-011	08/31/18	\$ 1,701,785	\$ -	
Nevada Joint Union High	Nevada	Nevada Union High	57/66357-00-012	08/31/18	\$ 2,688,984	\$ -	
Galt Joint Union High	Sacramento	Galt High	57/67355-00-003	09/04/18	\$ 6,409,302	\$ -	
Golden Plains Unified	Fresno	Tranquillity Elementary	57/75234-00-008	09/04/18	\$ 292,319	\$ -	
Anaheim Union High	Orange	Dale Junior High	57/66431-00-020	09/05/18	\$ 2,140,488	\$ -	
Alta Loma Elementary	San Bernardino	Hermosa Elementary	57/67595-00-007	09/05/18	\$ 2,690,494	\$ -	
Alta Loma Elementary	San Bernardino	Deer Canyon Elementary	57/67595-00-008	09/05/18	\$ 2,877,659	\$ -	
Central Union High	Imperial	Southwest High	57/63115-00-004	09/06/18	\$ 1,517,899	\$ -	
Robla Elementary	Sacramento	Main Avenue Elementary	57/67421-00-002	09/06/18	\$ 1,349,608	\$ -	
Campbell Union High	Santa Clara	Branham High	57/69401-00-022	09/06/18	\$ 1,886,758	\$ -	
Jacoby Creek Elementary	Humboldt	Jacoby Creek	57/62893-00-002	09/07/18	\$ 226,432	\$ 150,955	
Twin Rivers Unified	Sacramento	Vineland Elementary	57/76505-00-065	09/07/18	\$ 987,407	\$ -	
Clovis Unified	Fresno	Liberty Elementary	57/62117-00-059	09/10/18	\$ 2,193,297	\$ -	
Ripon Unified	San Joaquin	Colony Oak Elementary	57/68650-00-004	09/10/18	\$ 2,462,491	\$ -	
South San Francisco Unified	San Mateo	Westborough Middle	57/69070-00-020	09/12/18	\$ 304,412	\$ -	
Gilroy Unified	Santa Clara	Gilroy High	57/69484-00-009	09/12/18	\$ 919,980	\$ -	
Anaheim Union High	Orange	Savanna High	57/66431-00-022	09/13/18	\$ 3,673,572	\$ -	
Tahoe-Truckee Unified	Placer	Donner Trail Elementary	57/66944-00-016	09/13/18	\$ 326,254	\$ -	
Berkeley Unified	Alameda	Berkeley High	57/61143-00-019	09/14/18	\$ 17,680,064	\$ -	
Berkeley Unified	Alameda	Jefferson Elementary	57/61143-00-020	09/14/18	\$ 841,012	\$ -	

SFP APPLICATIONS
 Modernization School Facilities Program
 - Workload as of July 31, 2019 -

District	County	Site Name	Application Number	OPSC Date Received	Estimated State Grant (a)	Financial Hardship (b)	Notification Occurred**
Burbank Unified	Los Angeles	George Washington Elementary	57/64337-00-021	09/14/18	\$ 565,643	\$ -	
Burbank Unified	Los Angeles	Theodore Roosevelt Elementary	57/64337-00-022	09/14/18	\$ 1,282,669	\$ -	
Castro Valley Unified	Alameda	Canyon Middle	57/61150-00-025	09/17/18	\$ 1,369,317	\$ -	
Colton Joint Unified	San Bernardino	Colton Middle	57/67686-00-026	09/17/18	\$ 2,585,057	\$ -	
Franklin-McKinley Elementary	Santa Clara	G W Hellyer Elementary	57/69450-00-013	09/17/18	\$ 1,394,725	\$ -	
Washington Colony Elementary	Fresno	Washington Colony Elementary	57/62513-00-002	09/18/18	\$ 169,187	\$ 112,791	
Elk Grove Unified	Sacramento	Union House Elementary	57/67314-00-034	09/18/18	\$ 1,338,228	\$ -	
Kings River Union Elementary	Tulare	Kings River Elementary	57/71969-00-002	09/18/18	\$ 192,184	\$ 128,122	
Anaheim Union High	Orange	Oxford Academy	57/66431-00-023	09/19/18	\$ 2,216,299	\$ -	
Twin Rivers Unified	Sacramento	Frederick Joyce Elementary	57/76505-00-066	09/19/18	\$ 3,874,280	\$ -	
Yuba County Office of Education	Yuba	Goldfield School (Sdl)	57/10587-00-003	09/20/18	\$ 367,576	\$ 245,051	
Live Oak Unified	Sutter	Live Oak Middle	57/71399-00-002	09/21/18	\$ 1,003,548	\$ -	
Live Oak Unified	Sutter	Luther Elementary	57/71399-00-003	09/21/18	\$ 610,682	\$ -	
Clear Creek Elementary	Nevada	Clear Creek Elementary	57/66324-00-002	09/24/18	\$ 39,656	\$ 26,437	
Anaheim Elementary	Orange	Marshall (John) Elementary	57/66423-00-032	09/24/18	\$ 8,260,797	\$ -	
Berkeley Unified	Alameda	Willard Middle	57/61143-00-021	09/25/18	\$ 1,854,825	\$ -	
Monroe Elementary	Fresno	Monroe Elementary	57/62323-00-001	09/25/18	\$ 153,017	\$ 102,011	
Lakeport Unified	Lake	Terrace Middle	57/64030-00-009	09/25/18	\$ 1,743,589	\$ -	
Fairfield-Suisun Unified	Solano	Dan O Root Elementary	57/70540-00-020	09/25/18	\$ 3,261,347	\$ -	
Riverside Unified	Riverside	Polytechnic High	57/67215-00-035	09/26/18	\$ 3,692,426	\$ -	
Pomona Unified	Los Angeles	Diamond Point Elementary	57/64907-00-034	09/27/18	\$ 468,070	\$ -	
Pomona Unified	Los Angeles	Montvue Elementary	57/64907-00-035	09/27/18	\$ 472,591	\$ -	
Folsom-Cordova Unified	Sacramento	Oak Chan Elementary	57/67330-21-006	09/28/18	\$ 2,362,326	\$ -	
Ripon Unified	San Joaquin	Weston Elementary	57/68650-00-005	09/28/18	\$ 2,288,270	\$ -	
Roseville Joint Union High	Placer	Oakmont High	57/66928-00-004	10/01/18	\$ 2,152,365	\$ -	
San Ramon Valley Unified	Contra Costa	Montevideo Elementary	57/61804-00-035	10/02/18	\$ 2,858,942	\$ -	
Norwalk-La Mirada Unified	Los Angeles	Norwalk High	57/64840-00-034	10/03/18	\$ 1,726,535	\$ -	
San Ramon Valley Unified	Contra Costa	Green Valley Elementary	57/61804-00-036	10/04/18	\$ 3,312,817	\$ -	
Grossmont Union High	San Diego	Grossmont High	57/68130-00-030	10/05/18	\$ 3,110,103	\$ -	
Grossmont Union High	San Diego	Helix High	57/68130-00-031	10/08/18	\$ 3,895,700	\$ -	
Alameda Unified	Alameda	Edison Elementary	57/61119-00-020	10/09/18	\$ 974,685	\$ -	
San Ramon Valley Unified	Contra Costa	Golden View Elementary	57/61804-00-037	10/09/18	\$ 3,191,788	\$ -	
Westside Elementary	Fresno	Westside Elementary	57/62547-00-001	10/09/18	\$ 160,144	\$ 106,763	
Compton Unified	Los Angeles	Centennial High	57/73437-01-042	10/10/18	\$ 855,992	\$ -	
Compton Unified	Los Angeles	Dominguez High	57/73437-01-043	10/10/18	\$ 1,833,817	\$ -	
San Ramon Valley Unified	Contra Costa	Rancho Romero Elementary	57/61804-00-038	10/12/18	\$ 659,074	\$ -	
Alvina Elementary	Fresno	Alvina Elementary Charter	57/61994-00-001	10/12/18	\$ 125,412	\$ 83,608	
Grossmont Union High	San Diego	Granite Hills High	57/68130-00-032	10/12/18	\$ 1,031,181	\$ -	
San Marcos Unified	San Diego	San Marcos Middle	57/73791-00-009	10/15/18	\$ 2,917,239	\$ -	
Alview-Dairyland Union Elementary	Madera	Alview Elementary	57/65177-00-003	10/16/18	\$ 126,175	\$ 84,116	
Alview-Dairyland Union Elementary	Madera	Dairyland Elementary	57/65177-00-004	10/16/18	\$ 137,620	\$ 91,747	
San Diego Unified	San Diego	Logan K-8	57/68338-00-231	10/16/18	\$ 2,655,019	\$ -	
Nevada Joint Union High	Nevada	Bear River High	57/66357-00-013	10/17/18	\$ 894,488	\$ -	
Nevada Joint Union High	Nevada	Bear River High	57/66357-00-014	10/17/18	\$ 1,538,138	\$ -	
Anaheim Union High	Orange	Polaris High (Alternative)	57/66431-00-024	10/17/18	\$ 3,621,798	\$ -	
Visalia Unified	Tulare	Ivanhoe Elementary	57/72256-00-027	10/17/18	\$ 2,980,599	\$ -	
Visalia Unified	Tulare	Washington Elementary	57/72256-00-028	10/17/18	\$ 1,855,395	\$ -	
Visalia Unified	Tulare	Crowley Elementary	57/72256-00-029	10/17/18	\$ 3,280,063	\$ -	

SFP APPLICATIONS
 Modernization School Facilities Program
 - Workload as of July 31, 2019 -

District	County	Site Name	Application Number	OPSC Date Received	Estimated State Grant (a)	Financial Hardship (b)	Notification Occurred**
Contra Costa County Office of Education	Contra Costa	Liberty High	57/10074-00-004	10/18/18	\$ 160,969	\$ 107,312	
Chicago Park Elementary	Nevada	Chicago Park Elementary	57/66316-00-002	10/18/18	\$ 21,527	\$ 14,351	
Chicago Park Elementary	Nevada	Chicago Park Community Charter	57/66316-00-003	10/18/18	\$ 42,717	\$ 28,478	
Rescue Union Elementary	El Dorado	Green Valley Elementary	57/61978-00-006	10/22/18	\$ 2,690,494	\$ -	
Alta Loma Elementary	San Bernardino	Vineyard Junior High	57/67595-00-009	10/22/18	\$ 3,973,736	\$ -	
Alta Loma Elementary	San Bernardino	Victoria Groves Elementary	57/67595-00-010	10/23/18	\$ 2,716,628	\$ -	
Long Beach Unified	Los Angeles	Webster Elementary	57/64725-00-022	10/24/18	\$ 4,070,543	\$ -	
Davis Joint Unified	Yolo	Cesar Chavez Elementary	57/72678-00-015	10/24/18	\$ 1,251,636	\$ -	
Lafayette Elementary	Contra Costa	M H Stanley Middle	57/61713-00-005	10/25/18	\$ 3,057,118	\$ -	
Lafayette Elementary	Contra Costa	Lafayette Elementary	57/61713-00-006	10/25/18	\$ 201,590	\$ -	
Lafayette Elementary	Contra Costa	Happy Valley Elementary	57/61713-00-007	10/25/18	\$ 802,496	\$ -	
Long Beach Unified	Los Angeles	Mann Elementary	57/64725-00-023	10/25/18	\$ 1,187,052	\$ -	
Long Beach Unified	Los Angeles	Lindsey Academy	57/64725-00-024	10/25/18	\$ 2,263,506	\$ -	
Long Beach Unified	Los Angeles	Garfield Elementary	57/64725-00-025	10/25/18	\$ 2,719,384	\$ -	
Long Beach Unified	Los Angeles	Stephens Middle	57/64725-00-026	10/25/18	\$ 3,365,831	\$ -	
Long Beach Unified	Los Angeles	Rogers Middle	57/64725-00-027	10/25/18	\$ 1,501,644	\$ -	
Long Beach Unified	Los Angeles	Lowell Elementary	57/64725-00-028	10/25/18	\$ 6,454,309	\$ -	
Long Beach Unified	Los Angeles	Kettering Elementary	57/64725-00-029	10/25/18	\$ 2,974,945	\$ -	
Long Beach Unified	Los Angeles	Jefferson Leadership Academies	57/64725-00-030	10/25/18	\$ 10,307,408	\$ -	
Long Beach Unified	Los Angeles	McKinley Elementary	57/64725-00-031	10/25/18	\$ 4,860,576	\$ -	
Napa Valley Unified	Napa	River Charter	57/66266-00-031	10/25/18	\$ 725,438	\$ -	
Cupertino Union	Santa Clara	John F Kennedy Middle	57/69419-00-030	10/26/18	\$ 1,171,653	\$ -	
Sylvan Union Elementary	Stanislaus	Orchard Elementary	57/71290-00-009	10/26/18	\$ 2,920,825	\$ -	
Sylvan Union Elementary	Stanislaus	Sylvan Elementary	57/71290-00-010	10/26/18	\$ 2,914,989	\$ -	
Castro Valley Unified	Alameda	Castro Valley High	57/61150-00-026	10/29/18	\$ 2,534,802	\$ -	
Dixie Elementary	Marin	Dixie Elementary	57/65318-00-005	10/29/18	\$ 1,046,163	\$ -	
Dixie Elementary	Marin	Mary E Silveira Elementary	57/65318-00-006	10/29/18	\$ 1,672,947	\$ -	
Dixie Elementary	Marin	Vallecito Elementary	57/65318-00-007	10/29/18	\$ 2,100,176	\$ -	
Grossmont Union High	San Diego	Monte Vista High	57/68130-00-033	10/29/18	\$ 182,570	\$ -	
Monterey Peninsula Unified	Monterey	Central Coast High	57/66092-00-027	10/30/18	\$ 753,791	\$ -	
Orange Unified	Orange	Orange High	57/66621-00-054	10/30/18	\$ 4,111,981	\$ -	
Tahoe-Truckee Unified	Placer	Truckee Elementary	57/66944-00-017	10/30/18	\$ 2,843,377	\$ -	
South San Francisco Unified	San Mateo	Junipero Serra Elementary	57/69070-00-021	10/30/18	\$ 719,036	\$ -	
Coalinga-Huron Unified	Fresno	Coalinga High	57/62125-00-011	10/31/18	\$ 2,081,923	\$ -	
Central Union High	Imperial	Central Union High	57/63115-00-005	10/31/18	\$ 7,303,418	\$ 4,868,945	
McSwain Union Elementary	Merced	McSwain Elementary	57/65763-00-004	10/31/18	\$ 1,413,052	\$ 942,035	
San Juan Unified	Sacramento	Dyer-Kelly Elementary	57/67447-00-064	10/31/18	\$ 941,416	\$ -	
San Juan Unified	Sacramento	Greer Elementary	57/67447-00-065	10/31/18	\$ 731,760	\$ -	
San Ramon Valley Unified	Contra Costa	Vista Grande Elementary	57/61804-00-039	11/01/18	\$ 650,568	\$ -	
Centralia Elementary	Orange	Buena Terra Elementary	57/66472-00-013	11/02/18	\$ 102,941	\$ -	
Corcoran Joint Unified	Kings	Corcoran High	57/63891-00-013	11/05/18	\$ 1,150,070	\$ -	
Long Beach Unified	Los Angeles	Lakewood High	57/64725-00-032	11/06/18	\$ 2,119,315	\$ -	
Long Beach Unified	Los Angeles	Riley Elementary	57/64725-00-033	11/06/18	\$ 5,656,656	\$ -	
Long Beach Unified	Los Angeles	MacArthur Elementary	57/64725-00-034	11/06/18	\$ 4,787,307	\$ -	
Caruthers Unified	Fresno	Caruthers Elementary	57/75598-00-004	11/06/18	\$ 4,296,680	\$ -	
Clovis Unified	Fresno	Clovis East High	57/62117-00-060	11/07/18	\$ 4,150,531	\$ -	
Clovis Unified	Fresno	Reyburn Intermediate	57/62117-00-061	11/07/18	\$ 2,134,400	\$ -	
Carpinteria Unified	Santa Barbara	Carpinteria Senior High	57/69146-00-005	11/08/18	\$ 2,701,648	\$ -	

SFP APPLICATIONS
 Modernization School Facilities Program
 - Workload as of July 31, 2019 -

District	County	Site Name	Application Number	OPSC Date Received	Estimated State Grant (a)	Financial Hardship (b)	Notification Occurred**
Carpinteria Unified	Santa Barbara	Carpinteria Senior High	57/69146-00-006	11/08/18	\$ 4,918,787	\$ -	
Fairfield-Suisun Unified	Solano	E Ruth Sheldon Academy of Innovative Learning	57/70540-00-021	11/08/18	\$ 2,257,059	\$ -	
Jurupa Unified	Riverside	West Riverside Elementary	57/67090-00-016	11/09/18	\$ 3,725,685	\$ -	
Val Verde Unified	Riverside	Rancho Verde High	57/75242-00-003	11/09/18	\$ 12,507,420	\$ -	
Galt Joint Union Elementary	Sacramento	Valley Oaks Elementary	57/67348-00-002	11/13/18	\$ 3,144,369	\$ -	
Mountain View Whisman	Santa Clara	Gabriela Mistral Elementary	57/69591-00-005	11/13/18	\$ 2,919,174	\$ -	
Centralia Elementary	Orange	Danbrook Elementary	57/66472-00-014	11/14/18	\$ 193,776	\$ -	
Santa Ana Unified	Orange	Valley High	57/66670-00-056	11/14/18	\$ 2,414,147	\$ -	
Western Placer Unified	Placer	Lincoln High	57/66951-00-004	11/14/18	\$ 5,731,319	\$ -	
San Rafael City High	Marin	San Rafael High	57/65466-00-005	11/16/18	\$ 1,721,260	\$ -	
Chino Valley Unified	San Bernardino	Oak Ridge Elementary	57/67678-00-024	11/16/18	\$ 3,248,313	\$ -	
Chino Valley Unified	San Bernardino	Gerald F Litel Elementary	57/67678-00-025	11/16/18	\$ 2,769,885	\$ -	
Chino Valley Unified	San Bernardino	Howard Cattle Elementary	57/67678-00-026	11/16/18	\$ 3,393,365	\$ -	
Carpinteria Unified	Santa Barbara	Carpinteria Junior High	57/69146-00-007	11/16/18	\$ 728,598	\$ -	
Cutler-Orosi Joint Unified	Tulare	Cutler Elementary	57/71860-00-013	11/19/18	\$ 2,648,382	\$ -	
Twin Rivers Unified	Sacramento	Creative Connections Arts Academy	57/76505-00-067	11/19/18	\$ 214,532	\$ -	
Long Beach Unified	Los Angeles	Cleveland Elementary	57/64725-00-035	11/20/18	\$ 1,198,670	\$ -	
Long Beach Unified	Los Angeles	Longfellow Elementary	57/64725-00-036	11/20/18	\$ 1,748,164	\$ -	
Carpinteria Unified	Santa Barbara	Aliso Elementary	57/69146-00-008	11/20/18	\$ 491,094	\$ -	
Ramona City Unified	San Diego	James Dukes Elementary	57/68304-00-005	11/26/18	\$ 347,419	\$ 231,613	
Ramona City Unified	San Diego	Barnett Elementary	57/68304-00-006	11/26/18	\$ 347,419	\$ 231,613	
Ramona City Unified	San Diego	Olive Peirce Middle	57/68304-00-007	11/26/18	\$ 653,129	\$ 435,420	
Ramona City Unified	San Diego	Mt Woodson Elementary	57/68304-00-008	11/26/18	\$ 387,631	\$ 258,420	
Lucia Mar Unified	San Luis Obispo	Arroyo Grande High	57/68759-00-013	11/27/18	\$ 1,978,891	\$ -	
West Contra Costa Unified	Contra Costa	Helms Middle	57/61796-00-052	11/28/18	\$ 4,133,414	\$ -	
William S. Hart Union High	Los Angeles	William S Hart High	57/65136-00-012	11/29/18	\$ 6,141,672	\$ -	
Carpinteria Unified	Santa Barbara	Canalino Elementary	57/69146-00-009	11/29/18	\$ 3,842,590	\$ -	
Ocean View	Ventura	Ocean View Junior High	57/72512-00-005	11/29/18	\$ 1,787,081	\$ -	
Charter Oak Unified	Los Angeles	Willow Elementary	57/64378-00-012	11/30/18	\$ 903,779	\$ -	
San Juan Unified	Sacramento	Ottomon Way Elementary	57/67447-00-066	12/03/18	\$ 1,837,923	\$ -	
San Juan Unified	Sacramento	Carriage Drive Elementary	57/67447-00-067	12/03/18	\$ 2,938,487	\$ -	
San Juan Unified	Sacramento	Twin Lakes Elementary	57/67447-00-068	12/03/18	\$ 2,502,662	\$ -	
Big Springs Union Elementary	Siskiyou	Big Springs Elementary	57/70185-00-002	12/03/18	\$ 587,555	\$ 391,703	
Inglewood Unified	Los Angeles	Monroe (Albert F) Magnet Middle School	57/64634-00-003	12/04/18	\$ 2,832,675	\$ -	
San Rafael City High	Marin	Terra Linda High	57/65466-00-006	12/04/18	\$ 2,142,720	\$ -	
Kings Canyon Joint Unified	Fresno	Jefferson Elementary	57/62265-00-025	12/05/18	\$ 1,871,766	\$ -	
Kings Canyon Joint Unified	Fresno	Dunlap Elementary	57/62265-00-026	12/05/18	\$ 1,162,498	\$ -	
Lafayette Elementary	Contra Costa	Springhill Elementary	57/61713-00-008	12/06/18	\$ 504,351	\$ -	
Chino Valley Unified	San Bernardino	Ruben S Ayala High	57/67678-00-027	12/06/18	\$ 2,428,639	\$ -	
Los Angeles Unified	Los Angeles	Reseda High	57/64733-39-009	12/10/18	\$ 948,526	\$ -	
Los Angeles Unified	Los Angeles	Wilshire Crest Elementary	57/64733-31-008	12/11/18	\$ 1,707,891	\$ -	
Newport-Mesa Unified	Orange	Mariners Elementary	57/66597-00-043	12/12/18	\$ 853,087	\$ -	
Alta Loma Elementary	San Bernardino	Floyd M Stork Elementary	57/67595-00-011	12/12/18	\$ 3,041,428	\$ -	
Alta Loma Elementary	San Bernardino	Floyd M Stork Elementary	57/67595-00-012	12/12/18	\$ 2,899,744	\$ -	
San Francisco Unified	San Francisco	Wells (Ida B) High	57/68478-63-005	12/13/18	\$ 1,522,603	\$ -	
Konocti Unified	Lake	Konocti Education Center	57/64022-00-014	12/17/18	\$ 666,518	\$ -	
Los Angeles Unified	Los Angeles	Lassen Elementary	57/64733-00-703	12/17/18	\$ 906,125	\$ -	
Monterey Peninsula Unified	Monterey	Seaside High	57/66092-00-028	12/17/18	\$ 420,057	\$ -	

SFP APPLICATIONS
 Modernization School Facilities Program
 - Workload as of July 31, 2019 -

District	County	Site Name	Application Number	OPSC Date Received	Estimated State Grant (a)	Financial Hardship (b)	Notification Occurred**
East Side Union High	Santa Clara	James Lick High	57/69427-00-036	12/17/18	\$ 204,961	\$ -	
Santa Monica-Malibu Unified	Los Angeles	Franklin Elementary	57/64980-00-016	12/18/18	\$ 604,818	\$ -	
Campbell Union High	Santa Clara	Westmont High	57/69401-00-023	12/18/18	\$ 441,170	\$ -	
Santa Monica-Malibu Unified	Los Angeles	Webster Elementary	57/64980-00-017	12/19/18	\$ 146,832	\$ -	
Santa Monica-Malibu Unified	Los Angeles	Roosevelt Elementary	57/64980-00-018	12/19/18	\$ 733,608	\$ -	
Santa Monica-Malibu Unified	Los Angeles	McKinley Elementary	57/64980-00-019	12/19/18	\$ 359,546	\$ -	
Tahoe-Truckee Unified	Placer	Tahoe Lake Elementary	57/66944-00-018	12/19/18	\$ 742,372	\$ -	
Solvang Elementary	Santa Barbara	Solvang Elementary	57/69336-00-003	12/20/18	\$ 686,194	\$ -	
Ontario-Montclair	San Bernardino	Euclid Elementary	57/67819-00-031	12/21/18	\$ 306,982	\$ -	
Ontario-Montclair	San Bernardino	Lehigh Elementary	57/67819-00-032	12/21/18	\$ 1,222,986	\$ -	
Ontario-Montclair	San Bernardino	Central Language Academy	57/67819-00-033	12/21/18	\$ 2,554,618	\$ -	
Santa Barbara Unified	Santa Barbara	McKinley Elementary	57/76786-00-010	12/21/18	\$ 2,115,033	\$ -	
Santa Barbara Unified	Santa Barbara	San Marcos Senior High	57/76786-00-011	12/21/18	\$ 1,017,157	\$ -	
Banning Unified	Riverside	Banning High	57/66985-00-006	12/24/18	\$ 7,016,067	\$ 4,677,378	
Liberty Union High	Contra Costa	Liberty High	57/61721-00-003	12/26/18	\$ 2,120,240	\$ -	
Los Angeles Unified	Los Angeles	Kenter Canyon Elementary	57/64733-47-011	12/26/18	\$ 2,840,465	\$ -	
Ontario-Montclair	San Bernardino	Vina Danks Middle	57/67819-00-034	12/26/18	\$ 296,984	\$ -	
Knights Ferry Elementary	Stanislaus	Knights Ferry Elementary	57/71142-00-001	12/26/18	\$ 103,460	\$ 68,973	
Orange Unified	Orange	El Modena High	57/66621-00-055	01/02/19	\$ 10,356,704	\$ -	
Orange Unified	Orange	Fletcher Elementary	57/66621-00-056	01/02/19	\$ 444,804	\$ -	
Santa Barbara Unified	Santa Barbara	Harding University Partnership	57/76786-00-012	01/02/19	\$ 212,713	\$ -	
Humboldt County Office of Education	Humboldt	Glen Paul	57/10124-00-001	01/03/19	\$ 138,966	\$ 92,644	
San Ramon Valley Unified	Contra Costa	John Baldwin Elementary	57/61804-00-040	01/07/19	\$ 136,084	\$ -	
Alameda Unified	Alameda	Franklin Elementary	57/61119-00-021	01/09/19	\$ 890,102	\$ -	
Los Angeles Unified	Los Angeles	Pio Pico Middle	57/64733-00-704	01/09/19	\$ 2,295,835	\$ -	
Los Angeles Unified	Los Angeles	President Avenue Elementary	57/64733-29-016	01/09/19	\$ 1,297,297	\$ -	
Alta Loma Elementary	San Bernardino	Alta Loma Junior High	57/67595-00-013	01/09/19	\$ 4,606,096	\$ -	
Ocean View	Ventura	Mar Vista Elementary	57/72512-00-006	01/10/19	\$ 373,353	\$ -	
Berkeley Unified	Alameda	Longfellow Arts and Technology Middle	57/61143-00-022	01/11/19	\$ 985,988	\$ -	
Fremont Unified	Alameda	Irvington High	57/61176-00-038	01/11/19	\$ 1,839,676	\$ -	
Fremont Unified	Alameda	Washington High	57/61176-00-039	01/11/19	\$ 351,297	\$ -	
Fremont Unified	Alameda	Oliveira Elementary	57/61176-00-040	01/11/19	\$ 517,558	\$ -	
Fremont Unified	Alameda	Patterson Elementary	57/61176-00-041	01/11/19	\$ 562,478	\$ -	
Fremont Unified	Alameda	Parkmont Elementary	57/61176-00-042	01/11/19	\$ 730,776	\$ -	
Santa Ana Unified	Orange	Century High	57/66670-00-057	01/11/19	\$ 12,511,940	\$ -	
Santa Ana Unified	Orange	Santa Ana High	57/66670-00-058	01/11/19	\$ 14,050,434	\$ -	
East Side Union High	Santa Clara	Mt Pleasant High	57/69427-00-037	01/11/19	\$ 677,533	\$ -	
Dixon Unified	Solano	Dixon High	57/70532-00-005	01/11/19	\$ 3,378,143	\$ -	
Ceres Unified	Stanislaus	Carroll Fowler Elementary	57/71043-00-015	01/11/19	\$ 2,643,935	\$ -	
Los Angeles Unified	Los Angeles	Menlo Avenue Elementary	57/64733-00-705	01/14/19	\$ 4,440,414	\$ -	
Los Angeles Unified	Los Angeles	Elizabeth Learning Center	57/64733-00-706	01/14/19	\$ 6,683,235	\$ -	
Los Angeles Unified	Los Angeles	Twenty-Eighth Street Elementary	57/64733-00-707	01/14/19	\$ 10,035,126	\$ -	
Los Angeles Unified	Los Angeles	Madison Elementary	57/64733-00-708	01/14/19	\$ 1,053,241	\$ -	
Los Angeles Unified	Los Angeles	Revere (Paul) Junior Midsite	57/64733-21-034	01/14/19	\$ 1,219,332	\$ -	
Lemoore Union High	Kings	Lemoore High	57/63982-00-004	01/15/19	\$ 1,004,112	\$ -	
Duarte Unified	Los Angeles	Royal Oaks STEAM Academy (K-8)	57/64469-00-012	01/15/19	\$ 1,258,856	\$ -	
South Whittier Elementary	Los Angeles	Lake Marie Elementary	57/65037-00-009	01/15/19	\$ 297,658	\$ -	
South Whittier Elementary	Los Angeles	Los Altos Elementary	57/65037-00-010	01/15/19	\$ 143,827	\$ -	

SFP APPLICATIONS
 Modernization School Facilities Program
 - Workload as of July 31, 2019 -

District	County	Site Name	Application Number	OPSC Date Received	Estimated State Grant (a)	Financial Hardship (b)	Notification Occurred**
Galt Joint Union Elementary	Sacramento	River Oaks Elementary	57/67348-00-003	01/15/19	\$ 878,806	\$ -	
Wheatland Union High	Yuba	Wheatland Union High	57/72769-00-001	01/15/19	\$ 1,769,188	\$ -	
Capistrano Unified	Orange	Capistrano Valley High	57/66464-00-019	01/16/19	\$ 1,608,184	\$ -	
Lucia Mar Unified	San Luis Obispo	Grover Beach Elementary	57/68759-00-014	01/16/19	\$ 2,234,152	\$ -	
Lucia Mar Unified	San Luis Obispo	Harloe Elementary	57/68759-00-015	01/16/19	\$ 2,311,485	\$ -	
El Centro Elementary	Imperial	Harding Elementary	57/63123-00-015	01/18/19	\$ 1,700,340	\$ -	
South Pasadena Unified	Los Angeles	South Pasadena Senior High	57/65029-00-006	01/18/19	\$ 3,031,556	\$ -	
Chaffey Joint Union High	San Bernardino	Rancho Cucamonga High	57/67652-00-007	01/18/19	\$ 2,602,347	\$ -	
Hope Elementary	Tulare	Hope Elementary	57/71944-00-002	01/18/19	\$ 113,636	\$ 75,757	
Capistrano Unified	Orange	Dana Hills High	57/66464-00-020	01/22/19	\$ 1,832,693	\$ -	
Capistrano Unified	Orange	San Clemente High	57/66464-00-021	01/22/19	\$ 1,501,778	\$ -	
Capistrano Unified	Orange	Tesoro High	57/66464-00-022	01/22/19	\$ 1,938,922	\$ -	
Corona-Norco Unified	Riverside	John Adams Elementary	57/67033-00-018	01/22/19	\$ 1,565,633	\$ -	
Corona-Norco Unified	Riverside	Garretson Elementary	57/67033-00-019	01/22/19	\$ 1,169,780	\$ -	
Corona-Norco Unified	Riverside	Lincoln Fundamental Elementary	57/67033-00-020	01/22/19	\$ 1,169,780	\$ -	
Corona-Norco Unified	Riverside	Norco Elementary	57/67033-00-021	01/22/19	\$ 753,650	\$ -	
Temecula Valley Unified	Riverside	Rancho Vista High	57/75192-00-013	01/22/19	\$ 1,464,893	\$ -	
Temecula Valley Unified	Riverside	Susan H Nelson	57/75192-00-014	01/22/19	\$ 1,040,845	\$ -	
Pierce Joint Unified	Colusa	Arbuckle Elementary	57/61614-00-008	01/23/19	\$ 1,771,025	\$ -	
Pajaro Valley Unified	Santa Cruz	H A Hyde Elementary	57/69799-00-025	01/23/19	\$ 1,856,309	\$ -	
Ventura County Office of Education	Ventura	Dean Triggs School	57/10561-00-007	01/24/19	\$ 17,762	\$ 11,842	
Fremont Unified	Alameda	Steven Millard Elementary	57/61176-00-043	01/24/19	\$ 582,885	\$ -	
Fremont Unified	Alameda	Mission San Jose Elementary	57/61176-00-044	01/24/19	\$ 1,448,830	\$ -	
Duarte Unified	Los Angeles	Bearslee Dual Language Immersion Academy (PK	57/64469-00-013	01/24/19	\$ 1,899,981	\$ -	
Anaheim Elementary	Orange	Roosevelt (Theodore) Elementary	57/66423-00-033	01/24/19	\$ 6,206,326	\$ -	
Chino Valley Unified	San Bernardino	Rolling Ridge Elementary	57/67678-00-028	01/24/19	\$ 3,126,978	\$ -	
Chino Valley Unified	San Bernardino	Country Springs Elementary	57/67678-00-029	01/24/19	\$ 3,261,560	\$ -	
Del Norte County Unified	Del Norte	Crescent Elk Middle	57/61820-00-008	01/25/19	\$ 1,243,880	\$ -	
Lemoore Union High	Kings	Lemoore High	57/63982-00-005	01/25/19	\$ 1,410,412	\$ -	
Madera Unified	Madera	Madera South High	57/65243-00-007	01/25/19	\$ 4,674,702	\$ -	
Kentfield Elementary	Marin	Anthony G Bacich Elementary	57/65334-00-004	01/25/19	\$ 1,263,559	\$ -	
Huntington Beach City Elementary	Orange	Ethel Dwyer Middle	57/66530-00-020	01/25/19	\$ 2,955,708	\$ -	
San Diego Unified	San Diego	Boone Elementary	57/68338-00-232	01/25/19	\$ 9,903	\$ -	
San Diego Unified	San Diego	Hickman Elementary	57/68338-00-233	01/25/19	\$ 1,434,996	\$ -	
San Diego Unified	San Diego	Penn Elementary	57/68338-00-234	01/25/19	\$ 1,578,960	\$ -	
San Diego Unified	San Diego	Spreckels Elementary	57/68338-00-235	01/25/19	\$ 821,988	\$ -	
San Diego Unified	San Diego	De Portola Middle	57/68338-00-236	01/25/19	\$ 3,561,465	\$ -	
San Diego Unified	San Diego	Bethune K-8	57/68338-00-237	01/25/19	\$ 3,189,468	\$ -	
San Diego Unified	San Diego	La Jolla High	57/68338-00-238	01/25/19	\$ 4,024,308	\$ -	
San Diego Unified	San Diego	Riley	57/68338-00-239	01/25/19	\$ 1,999,658	\$ -	
San Diego Unified	San Diego	Emerson Bandini Elementary	57/68338-00-240	01/25/19	\$ 4,168,015	\$ -	
San Diego Unified	San Diego	Zamorano Elementary	57/68338-00-241	01/25/19	\$ 1,843,377	\$ -	
San Diego Unified	San Diego	Sandburg Elementary	57/68338-00-242	01/25/19	\$ 1,750,788	\$ -	
San Diego Unified	San Diego	Serra High	57/68338-00-243	01/25/19	\$ 3,050,850	\$ -	
San Diego Unified	San Diego	Mira Mesa High	57/68338-00-244	01/25/19	\$ 7,499,848	\$ -	
San Diego Unified	San Diego	Standley Middle	57/68338-00-245	01/25/19	\$ 1,655,344	\$ -	
San Diego Unified	San Diego	Pacific View (Lee) Elementary	57/68338-00-246	01/25/19	\$ 1,068,120	\$ -	
San Diego Unified	San Diego	Mira Mesa High	57/68338-00-247	01/25/19	\$ 1,864,990	\$ -	

SFP APPLICATIONS
 Modernization School Facilities Program
 - Workload as of July 31, 2019 -

District	County	Site Name	Application Number	OPSC Date Received	Estimated State Grant (a)	Financial Hardship (b)	Notification Occurred**
San Diego Unified	San Diego	Morse High	57/68338-00-248	01/25/19	\$ 726,703	\$ -	
San Diego Unified	San Diego	Miramar Ranch Elementary	57/68338-00-249	01/25/19	\$ 766,260	\$ -	
San Diego Unified	San Diego	Franklin Elementary	57/68338-00-250	01/25/19	\$ 1,202,796	\$ -	
San Diego Unified	San Diego	Vista Grande Elementary	57/68338-00-251	01/25/19	\$ 520,128	\$ -	
San Diego Unified	San Diego	De Portola Middle	57/68338-00-252	01/25/19	\$ 3,561,465	\$ -	
San Diego Unified	San Diego	Doyle Elementary	57/68338-00-253	01/25/19	\$ 445,824	\$ -	
San Diego Unified	San Diego	University City High	57/68338-00-254	01/25/19	\$ 2,778,192	\$ -	
San Diego Unified	San Diego	Iftin Charter	57/68338-00-255	01/25/19	\$ 2,674,944	\$ -	
Garden Grove Unified	Orange	Thomas Paine Elementary	57/66522-00-090	01/28/19	\$ 1,038,367	\$ -	
Sonora Elementary	Tuolumne	Sonora Elementary	57/72371-00-005	01/28/19	\$ 1,990,027	\$ -	
Duarte Unified	Los Angeles	Duarte High	57/64469-00-014	01/29/19	\$ 804,640	\$ -	
San Rafael City Elementary	Marin	Laurel Dell Elementary	57/65458-00-013	01/29/19	\$ 1,725,432	\$ -	
Fairfield-Suisun Unified	Solano	K I Jones Elementary	57/70540-00-022	01/29/19	\$ 3,272,209	\$ -	
Waukena Joint Union Elementary	Tulare	Waukena Joint Union Elementary	57/72264-00-001	01/29/19	\$ 170,358	\$ 113,572	
Rescue Union Elementary	El Dorado	Rescue Elementary	57/61978-00-007	01/30/19	\$ 1,130,547	\$ -	
Los Angeles Unified	Los Angeles	Ninety-Third Street Elementary	57/64733-00-709	01/30/19	\$ 3,491,576	\$ -	
Fremont Unified	Alameda	Harvey Green Elementary	57/61176-00-045	01/31/19	\$ 620,916	\$ -	
Fremont Unified	Alameda	Forest Park Elementary	57/61176-00-046	01/31/19	\$ 641,798	\$ -	
Fremont Unified	Alameda	J Haley Durham Elementary	57/61176-00-047	01/31/19	\$ 638,231	\$ -	
Fremont Unified	Alameda	Joshua Chadbourne Elementary	57/61176-00-048	01/31/19	\$ 829,945	\$ -	
Wasco Union High	Kern	Wasco High	57/63859-00-001	01/31/19	\$ 1,200,674	\$ -	
Brittan Elementary	Sutter	Brittan Elementary	57/71357-00-003	01/31/19	\$ 1,386,987	\$ 924,658	
Fremont Unified	Alameda	Warwick Elementary	57/61176-00-049	02/01/19	\$ 836,828	\$ -	
West Contra Costa Unified	Contra Costa	Crespi Junior High	57/61796-00-053	02/01/19	\$ 3,482,164	\$ -	
Edison Elementary	Kern	Orangewood Elementary	57/63438-00-003	02/01/19	\$ 412,895	\$ 275,263	
Edison Elementary	Kern	Edison Middle	57/63438-00-004	02/01/19	\$ 69,429	\$ 46,286	
Newport-Mesa Unified	Orange	College Park Elementary	57/66597-00-044	02/01/19	\$ 2,214,508	\$ -	
Newport-Mesa Unified	Orange	Pomona Elementary	57/66597-00-045	02/01/19	\$ 1,189,179	\$ -	
Santa Ana Unified	Orange	Martin Luther King Jr Elementary	57/66670-00-059	02/01/19	\$ 4,421,914	\$ -	
San Diego Unified	San Diego	Foster Elementary	57/68338-00-256	02/01/19	\$ 334,368	\$ -	
San Diego Unified	San Diego	Chesterton Elementary	57/68338-00-257	02/01/19	\$ 292,572	\$ -	
San Diego Unified	San Diego	Garfield Elementary	57/68338-00-258	02/01/19	\$ 2,509,653	\$ -	
San Diego Unified	San Diego	Bethune K-8	57/68338-00-259	02/01/19	\$ 3,189,468	\$ -	
San Diego Unified	San Diego	Millennial Tech Middle	57/68338-00-260	02/01/19	\$ 2,544,969	\$ -	
San Diego Unified	San Diego	Mira Mesa High	57/68338-00-261	02/01/19	\$ 1,864,990	\$ -	
San Diego Unified	San Diego	Oak Park Elementary	57/68338-00-262	02/01/19	\$ 154,698	\$ -	
San Diego Unified	San Diego	Perry Elementary	57/68338-00-263	02/01/19	\$ 250,776	\$ -	
San Diego Unified	San Diego	Millennial Tech Middle	57/68338-00-264	02/01/19	\$ 2,544,969	\$ -	
San Diego Unified	San Diego	Holmes Elementary	57/68338-00-265	02/01/19	\$ 1,086,696	\$ -	
Livermore Valley Joint Unified	Alameda	Emma C Smith Elementary	57/61200-00-021	02/04/19	\$ 806,840	\$ -	
Livermore Valley Joint Unified	Alameda	Sunset Elementary	57/61200-00-022	02/04/19	\$ 954,394	\$ -	
Livermore Valley Joint Unified	Alameda	Livermore High	57/61200-00-023	02/04/19	\$ 6,138,167	\$ -	
Livermore Valley Joint Unified	Alameda	Granada High	57/61200-00-024	02/04/19	\$ 14,488,238	\$ -	
Livermore Valley Joint Unified	Alameda	Junction K-8	57/61200-00-025	02/04/19	\$ 1,042,102	\$ -	
Livermore Valley Joint Unified	Alameda	Rancho Las Positas Elementary	57/61200-00-026	02/04/19	\$ 731,931	\$ -	
Livermore Valley Joint Unified	Alameda	Jackson Avenue Elementary	57/61200-00-027	02/04/19	\$ 425,578	\$ -	
Livermore Valley Joint Unified	Alameda	Leo R Croce Elementary	57/61200-00-028	02/04/19	\$ 1,635,895	\$ -	
Livermore Valley Joint Unified	Alameda	Arroyo Seco Elementary	57/61200-00-029	02/04/19	\$ 1,029,485	\$ -	

SFP APPLICATIONS
 Modernization School Facilities Program
 - Workload as of July 31, 2019 -

District	County	Site Name	Application Number	OPSC Date Received	Estimated State Grant (a)	Financial Hardship (b)	Notification Occurred**
Los Angeles Unified	Los Angeles	Alain Leroy Locke College Preparatory Academy	57/64733-00-710	02/04/19	\$ 3,102,815	\$ -	
Los Angeles Unified	Los Angeles	Serrania Avenue Elementary	57/64733-00-711	02/04/19	\$ 567,652	\$ -	
Los Angeles Unified	Los Angeles	Thirty-Second Street USC Performing Arts	57/64733-00-712	02/04/19	\$ 3,722,787	\$ -	
Los Angeles Unified	Los Angeles	Belvedere Middle	57/64733-09-011	02/04/19	\$ 530,839	\$ -	
Los Angeles Unified	Los Angeles	Palisades Charter Elementary	57/64733-47-012	02/04/19	\$ 696,398	\$ -	
San Bernardino City Unified	San Bernardino	Sierra High	57/67876-00-109	02/04/19	\$ 2,676,097	\$ -	
Fremont Unified	Alameda	Tom Maloney Elementary	57/61176-00-050	02/05/19	\$ 619,428	\$ -	
Fremont Unified	Alameda	Cabrillo Elementary	57/61176-00-051	02/05/19	\$ 590,224	\$ -	
Los Angeles Unified	Los Angeles	Chatsworth Charter High	57/64733-00-713	02/05/19	\$ 7,480,405	\$ -	
William S. Hart Union High	Los Angeles	William S Hart High	57/65136-00-013	02/05/19	\$ 4,608,312	\$ -	
San Diego Unified	San Diego	Tierrasanta Elementary	57/68338-00-266	02/05/19	\$ 928,800	\$ -	
Lucia Mar Unified	San Luis Obispo	Nipomo Elementary	57/68759-00-016	02/05/19	\$ 1,371,741	\$ -	
Garden Grove Unified	Orange	Bryant Elementary	57/66522-00-091	02/06/19	\$ 513,322	\$ -	
Garden Grove Unified	Orange	Woodbury Elementary	57/66522-00-092	02/06/19	\$ 645,227	\$ -	
San Juan Unified	Sacramento	Del Paso Manor Elementary	57/67447-00-069	02/06/19	\$ 3,154,346	\$ -	
Morgan Hill Unified	Santa Clara	Lewis H Britton Middle	57/69583-00-014	02/06/19	\$ 5,996,563	\$ -	
Alameda Unified	Alameda	Lincoln Middle	57/61119-00-022	02/08/19	\$ 338,327	\$ -	
Fountain Valley Elementary	Orange	Plavan (Urbain H) Elementary	57/66498-00-013	02/08/19	\$ 1,080,941	\$ -	
Red Bluff Joint Union High	Tehama	Red Bluff High	57/71639-00-004	02/08/19	\$ 8,377,107	\$ -	
Temecula Valley Unified	Riverside	Vail Elementary	57/75192-00-015	02/08/19	\$ 2,704,612	\$ -	
Berkeley Unified	Alameda	Washington Elementary	57/61143-00-023	02/11/19	\$ 1,601,011	\$ -	
Bakersfield City	Kern	Voorhies Elementary	57/63321-00-017	02/11/19	\$ 4,528,560	\$ -	
Los Angeles Unified	Los Angeles	Northridge Middle	57/64733-00-714	02/11/19	\$ 3,303,498	\$ -	
Los Angeles Unified	Los Angeles	Sylmar High	57/64733-00-715	02/11/19	\$ 4,850,619	\$ -	
Los Angeles Unified	Los Angeles	Carpenter Community Charter	57/64733-00-716	02/11/19	\$ 539,095	\$ -	
Los Angeles Unified	Los Angeles	John Muir Middle	57/64733-14-004	02/11/19	\$ 2,652,764	\$ -	
Corning Union High	Tehama	Corning High	57/71506-00-002	02/11/19	\$ 1,533,448	\$ -	
Davis Joint Unified	Yolo	North Davis Elementary	57/72678-00-016	02/11/19	\$ 669,113	\$ -	
Davis Joint Unified	Yolo	Valley Oak Elementary	57/72678-00-017	02/11/19	\$ 951,148	\$ -	
Del Norte County Unified	Del Norte	Pine Grove Elementary	57/61820-00-009	02/12/19	\$ 156,735	\$ 104,490	
Del Norte County Unified	Del Norte	Bess Maxwell Elementary	57/61820-00-010	02/12/19	\$ 193,436	\$ 128,957	
Del Norte County Unified	Del Norte	Mary Peacock Elementary	57/61820-00-011	02/12/19	\$ 248,274	\$ 165,516	
Monterey Peninsula Unified	Monterey	Los Arboles Middle	57/66092-00-029	02/12/19	\$ 1,104,890	\$ -	
Etiwanda Elementary	San Bernardino	Caryn Elementary	57/67702-00-002	02/12/19	\$ 2,595,452	\$ -	
Fremont Unified	Alameda	Niles Elementary	57/61176-00-052	02/13/19	\$ 525,412	\$ -	
Red Bluff Joint Union High	Tehama	Red Bluff High	57/71639-00-003	02/13/19	\$ 8,160,549	\$ -	
Fresno Unified	Fresno	Irwin O Addicott Elementary	57/62166-00-142	02/14/19	\$ 889,302	\$ -	
Fresno Unified	Fresno	Fresno High	57/62166-00-143	02/14/19	\$ 417,237	\$ -	
Monterey Peninsula Unified	Monterey	Central Coast High	57/66092-00-030	02/14/19	\$ 157,663	\$ -	
Monterey Peninsula Unified	Monterey	Stilwell (Joseph W) Elementary	57/66092-00-031	02/14/19	\$ 828,437	\$ -	
Redwood City Elementary	San Mateo	North Star Academy	57/69005-00-006	02/14/19	\$ 694,190	\$ -	
East Side Union High	Santa Clara	Foothill High	57/69427-00-038	02/14/19	\$ 1,048,606	\$ -	
Brawley Elementary	Imperial	Barbara Worth Junior High	57/63073-00-004	02/15/19	\$ 591,616	\$ 394,410	
Brawley Elementary	Imperial	Miguel Hidalgo Elementary	57/63073-00-005	02/15/19	\$ 259,394	\$ 172,929	
Brawley Elementary	Imperial	Phil D Swing Elementary	57/63073-00-006	02/15/19	\$ 107,415	\$ 71,610	
Brawley Elementary	Imperial	Myron D Witter Elementary	57/63073-00-007	02/15/19	\$ 323,175	\$ 215,450	
Brawley Elementary	Imperial	J W Oakley Elementary	57/63073-00-008	02/15/19	\$ 738,805	\$ 492,537	
Napa Valley Unified	Napa	El Centro Elementary	57/66266-00-032	02/15/19	\$ 621,034	\$ -	

SFP APPLICATIONS
 Modernization School Facilities Program
 - Workload as of July 31, 2019 -

District	County	Site Name	Application Number	OPSC Date Received	Estimated State Grant (a)	Financial Hardship (b)	Notification Occurred**
San Bernardino City Unified	San Bernardino	North Park Elementary	57/67876-00-110	02/15/19	\$ 1,263,683	\$ -	
Davis Joint Unified	Yolo	Oliver Wendell Holmes Junior High	57/72678-00-018	02/15/19	\$ 1,513,033	\$ -	
Temecula Valley Unified	Riverside	James L Day Middle	57/75192-00-016	02/15/19	\$ 3,086,295	\$ -	
Del Norte County Unified	Del Norte	Mountain Elementary	57/61820-00-012	02/19/19	\$ 81,194	\$ 54,130	
Del Norte County Unified	Del Norte	Redwood Elementary	57/61820-00-013	02/19/19	\$ 132,303	\$ 88,202	
Del Norte County Unified	Del Norte	Smith River Elementary	57/61820-00-014	02/19/19	\$ 105,975	\$ 70,650	
Centinela Valley Union High	Los Angeles	Hawthorne High	57/64352-00-008	02/19/19	\$ 900,114	\$ -	
Downey Unified	Los Angeles	Rio San Gabriel Elementary	57/64451-00-032	02/19/19	\$ 2,440,923	\$ -	
Los Angeles Unified	Los Angeles	Corona Avenue Elementary	57/64733-00-717	02/19/19	\$ 8,172,218	\$ -	
Los Angeles Unified	Los Angeles	Manchester Avenue Elementary	57/64733-00-718	02/19/19	\$ 853,629	\$ -	
Moreno Valley Unified	Riverside	Landmark Middle	57/67124-00-011	02/19/19	\$ 6,394,314	\$ -	
Atascadero Unified	San Luis Obispo	Creston Elementary	57/68700-00-009	02/19/19	\$ 609,289	\$ -	
Dublin Unified	Alameda	Frederiksen Elementary	57/75093-00-016	02/19/19	\$ 532,488	\$ -	
West Park Elementary	Fresno	West Park Elementary	57/62539-00-001	02/20/19	\$ 2,451,741	\$ -	
Wasco Union High	Kern	Westside High (Continuation)	57/63859-00-002	02/20/19	\$ 4,563,812	\$ -	
Fountain Valley Elementary	Orange	Cox (James H) Elementary	57/66498-00-014	02/20/19	\$ 410,145	\$ -	
Fountain Valley Elementary	Orange	Oka (Isojiro) Elementary	57/66498-00-015	02/20/19	\$ 684,338	\$ -	
Ocean View	Orange	College View Elementary	57/66613-00-024	02/20/19	\$ 137,761	\$ -	
South San Francisco Unified	San Mateo	Alta Loma Middle	57/69070-00-022	02/20/19	\$ 480,530	\$ -	
Montecito Union Elementary	Santa Barbara	Montecito Union	57/69252-00-001	02/20/19	\$ 3,465,601	\$ 2,310,401	
Rosemead Elementary	Los Angeles	Emma W Shuey Elementary	57/64931-00-013	02/21/19	\$ 2,236,172	\$ -	
Rosemead Elementary	Los Angeles	Encinita Elementary	57/64931-00-014	02/21/19	\$ 2,744,406	\$ -	
San Rafael City Elementary	Marin	James B Davidson Middle	57/65458-00-014	02/21/19	\$ 2,375,446	\$ -	
Castro Valley Unified	Alameda	Castro Valley High	57/61150-00-027	02/22/19	\$ 4,392,880	\$ -	
Los Angeles Unified	Los Angeles	Christopher Columbus Middle	57/64733-00-719	02/22/19	\$ 5,588,324	\$ -	
Los Angeles Unified	Los Angeles	Phineas Banning Senior High	57/64733-00-720	02/22/19	\$ 5,499,604	\$ -	
Westminster Elementary	Orange	DeMille Elementary	57/66746-00-019	02/22/19	\$ 1,006,950	\$ -	
San Diego Unified	San Diego	Pacific Beach Middle	57/68338-00-267	02/22/19	\$ 3,742,898	\$ -	
San Diego Unified	San Diego	Longfellow K-8	57/68338-00-268	02/22/19	\$ 3,593,476	\$ -	
Los Angeles Unified	Los Angeles	San Pedro Senior High	57/64733-20-021	02/25/19	\$ 1,985,912	\$ -	
Los Angeles Unified	Los Angeles	University High	57/64733-21-035	02/25/19	\$ 14,715,719	\$ -	
Garden Grove Unified	Orange	Brookhurst Elementary	57/66522-00-093	02/25/19	\$ 856,739	\$ -	
Roseville Joint Union High	Placer	Roseville High	57/66928-00-005	02/25/19	\$ 9,190,283	\$ -	
Barstow Unified	San Bernardino	Montara Elementary	57/67611-00-005	02/25/19	\$ 492,636	\$ -	
San Rafael City Elementary	Marin	San Pedro Elementary	57/65458-00-015	02/26/19	\$ 1,342,919	\$ -	
Chula Vista Elementary	San Diego	Harborside Elementary	57/68023-00-018	02/26/19	\$ 1,727,012	\$ -	
Chula Vista Elementary	San Diego	Sunnyside Elementary	57/68023-00-019	02/26/19	\$ 1,603,654	\$ -	
Grossmont Union High	San Diego	Mount Miguel High	57/68130-00-034	02/26/19	\$ 171,453	\$ -	
San Ramon Valley Unified	Contra Costa	San Ramon Valley High	57/61804-00-042	02/27/19	\$ 1,466,180	\$ -	
Newport-Mesa Unified	Orange	Newport Heights Elementary	57/66597-00-046	02/27/19	\$ 1,357,631	\$ -	
Riverside Unified	Riverside	Highgrove Elementary	57/67215-00-036	02/27/19	\$ 2,343,802	\$ -	
Ceres Unified	Stanislaus	Caswell Elementary	57/71043-00-016	02/27/19	\$ 806,252	\$ -	
Reef-Sunset Unified	Kings	Reef Sunset Middle	57/73932-00-010	02/27/19	\$ 1,683,520	\$ 1,122,347	
Castro Valley Unified	Alameda	Palomares Elementary	57/61150-00-028	02/28/19	\$ 219,553	\$ -	
San Ramon Valley Unified	Contra Costa	California High	57/61804-00-041	02/28/19	\$ 1,593,117	\$ -	
Sanger Unified	Fresno	Washington Academic Middle	57/62414-00-018	02/28/19	\$ 1,338,565	\$ -	
Los Angeles Unified	Los Angeles	Crenshaw Senior High	57/64733-00-721	02/28/19	\$ 13,126,327	\$ -	
Los Angeles Unified	Los Angeles	San Fernando Senior High	57/64733-73-006	02/28/19	\$ 1,028,847	\$ -	

SFP APPLICATIONS
 Modernization School Facilities Program
 - Workload as of July 31, 2019 -

District	County	Site Name	Application Number	OPSC Date Received	Estimated State Grant (a)	Financial Hardship (b)	Notification Occurred**
Mountain View Elementary	Los Angeles	Baker Elementary	57/64816-00-001	02/28/19	\$ 6,818,888	\$ -	
Mountain View Elementary	Los Angeles	Willard F Payne Elementary	57/64816-00-002	02/28/19	\$ 2,822,355	\$ -	
Mountain View Elementary	Los Angeles	Parkview Elementary	57/64816-00-003	02/28/19	\$ 3,924,977	\$ -	
Mountain View Elementary	Los Angeles	Maxson Elementary	57/64816-00-004	02/28/19	\$ 4,447,828	\$ -	
Mountain View Elementary	Los Angeles	Alfred S Madrid Middle	57/64816-00-005	02/28/19	\$ 2,991,065	\$ -	
Mountain View Elementary	Los Angeles	Twin Lakes Elementary	57/64816-00-006	02/28/19	\$ 2,713,876	\$ -	
Mountain View Elementary	Los Angeles	La Primaria Elementary	57/64816-00-007	02/28/19	\$ 1,803,109	\$ -	
Mountain View Elementary	Los Angeles	Jerry Voorhis Elementary	57/64816-00-008	02/28/19	\$ 3,198,061	\$ -	
Manhattan Beach Unified	Los Angeles	Mira Costa High	57/75333-00-007	02/28/19	\$ 2,548,471	\$ -	
Roseville Joint Union High	Placer	Roseville High	58/66928-00-001*	05/10/19	\$ 4,175,785	\$ -	
Campbell Union High School	Santa Clara	Branham High	58/69401-00-001*	05/30/19	\$ 66,066	\$ -	
Lucia Mar Unified	San Luis Obispo	Arroyo Grande HS	58/68759-00-002	05/31/19	\$ 397,613	\$ -	
Plaza Elementary	Glenn	Plaza Elementary	58/62638-00-001	06/06/19	\$ 111,000	\$ -	
West Contra Costa Unified	Contra Costa	Crespi Junior High	58/61796-00-003*	06/27/19	\$ 1,796,628	\$ -	
Chico Unified	Butte	Nord Country School	58/61424-00-001	07/09/19	\$ 218,504	\$ -	
Del Norte County USD	Del Norte	Smith River Elementary	58/61820-00-005	07/22/19	\$ 191,080	\$ -	
Escalon Unified	San Joaquin	Van Allen Elementary	58/68502-00-002	07/25/19	\$ 77,306	\$ -	
Buckeye Union Elementary	El Dorado	Blue Oak Elementary	58/61838-00-001	07/30/19	\$ 297,131	\$ -	
					\$ 2,293,695,669	\$ 53,871,027	
						\$ 2,347,566,696	

MODERNIZATION FUNDING SUBTOTALS	\$ 2,286,364,555	\$ 53,871,027
MODERNIZATION FACILITY HARDSHIP - NON SEISMIC	\$ 1,292,635	\$ -
TOTAL MODERNIZATION FUNDING		\$2,341,528,217
MODERNIZATION FACILITY HARDSHIP - SEISMIC	\$ 6,038,479	\$ -

(a) Represents estimated 60% state share of project including excessive cost grants. Sesimic Mitigation Program projects represents the estimated 50% state share of project. Amounts shown have not been reviewed by OPSC for compliance with all School Facility Program requirements.

(b) Represents estimated financial hardship. Amounts shown have not been reviewed by OPSC for compliance with all School Facility Program requirements.

*Facility Hardship project requesting Seismic Mitigation Program funding.

**School districts have been notified that the Office of Public School Construction will begin processing the district's application in the near future.

*** These applications exceed the available bond authority. The applications were submitted prior to OPSC's notification to school districts to submit a school board resolution with the application.

CHARTER SCHOOL FACILITIES PROGRAM (CSFP)
 Remaining Unfunded In-House CSFP Applications as of July 31, 2019
 Listed in Alphabetical Order by County

County	District	Charter School	Received Date	Status
Alameda	Hayward Unified	Golden Oak Montessori of Hayward*	06/05/17	Beyond Authority
Alameda	Hayward Unified	Golden Oak Montessori of Hayward*	06/05/17	Beyond Authority
Alameda	Hayward Unified	Silver Oak High*	06/05/17	Beyond Authority
Alameda	Oakland Unified	American Indian Public High*	06/05/17	Beyond Authority
Alameda	Oakland Unified	Aspire Public Schools - Aspire College Academy*	06/01/17	Beyond Authority
Alameda	Oakland Unified	Envision Education - Envision Academy of Arts and Technology*	06/05/17	Beyond Authority
Alameda	Oakland Unified	Oakland School for the Arts*	06/05/17	Beyond Authority
Alameda	Oakland Unified	Oakland Unity High*	05/26/17	Beyond Authority
Alameda	San Lorenzo Unified	KIPP Summit Academy*	06/05/17	Beyond Authority
Butte	Chico Unified	Inspire School of Arts and Sciences*	05/30/17	Beyond Authority
Butte	Chico Unified	Inspire School of Arts and Sciences*	05/30/17	Beyond Authority
Butte	Oroville City Elementary	STREAM Charter *	06/05/17	Beyond Authority
El Dorado	Camino Union	Camino Science and Natural Resources Charter*	06/02/17	Beyond Authority
El Dorado	Camino Union	Camino Science and Natural Resources Charter*	06/02/17	Beyond Authority
Fresno	Clovis Unified	Clovis Online Charter (Sunnyside-Herndon)*	06/05/17	Beyond Authority
Fresno	Clovis Unified	Clovis Online Charter (Sunnyside-Herndon)*	06/05/17	Beyond Authority
Fresno	Clovis Unified	Clovis Online Charter (Fowler-Herndon)*	06/05/17	Beyond Authority
Fresno	Clovis Unified	Clovis Online Charter (Fowler-Herndon)*	06/05/17	Beyond Authority
Fresno	Kings Canyon Unified	Reedley Middle College High *	06/05/17	Beyond Authority
Fresno	Sanger Unified	Hallmark Charter*	06/05/17	Beyond Authority
Fresno	Sanger Unified	Hallmark Charter*	06/05/17	Beyond Authority
Imperial	Imperial County Office of Education	Imperial Pathways Charter - Del Rio Campus*	06/05/17	Beyond Authority
Imperial	Imperial County Office of Education	Imperial Pathways Charter - Valley Campus*	06/05/17	Beyond Authority
Kings	Lemoore Union High	Lemoore Middle College High*	06/05/17	Beyond Authority
Los Angeles	Inglewood Unified	ICEF Inglewood Elementary Charter*	06/05/17	Beyond Authority
Los Angeles	Inglewood Unified	ICEF Inglewood Middle Charter*	06/05/17	Beyond Authority
Los Angeles	Inglewood Unified	Today's Fresh Start - Inglewood*	06/05/17	Beyond Authority
Los Angeles	Los Angeles Unified	Academia Avance*	06/05/17	Beyond Authority
Los Angeles	Los Angeles Unified	Aspire Public Schools - Aspire Centennial College Preparatory*	06/01/17	Beyond Authority
Los Angeles	Los Angeles Unified	Birmingham Community Charter High*	05/31/17	Beyond Authority
Los Angeles	Los Angeles Unified	Bright Star Secondary Charter Academy*	05/30/17	Beyond Authority
Los Angeles	Los Angeles Unified	Citizens of the World 2 (Silver Lake)*	06/05/17	Beyond Authority
Los Angeles	Los Angeles Unified	Citizens of the World 3 (Mar Vista)*	06/05/17	Beyond Authority
Los Angeles	Los Angeles Unified	Citizens of the World Hollywood Charter*	06/05/17	Beyond Authority
Los Angeles	Los Angeles Unified	City Charter*	06/05/17	Beyond Authority
Los Angeles	Los Angeles Unified	Colfax Elementary*	06/05/17	Beyond Authority
Los Angeles	Los Angeles Unified	Extera Public Schools #1*	06/05/17	Beyond Authority
Los Angeles	Los Angeles Unified	Extera Public Schools #2*	06/05/17	Beyond Authority
Los Angeles	Los Angeles Unified	Gabriella Charter*	06/05/17	Beyond Authority
Los Angeles	Los Angeles Unified	Gabriella Charter #2*	06/05/17	Beyond Authority
Los Angeles	Los Angeles Unified	Granada Hills Charter (Devonshire Campus)*	06/05/17	Beyond Authority
Los Angeles	Los Angeles Unified	Granada Hills Charter (New Media Center)*	06/05/17	Beyond Authority
Los Angeles	Los Angeles Unified	Grover Cleveland Charter High*	06/05/17	Beyond Authority
Los Angeles	Los Angeles Unified	ICEF Vista Elementary Charter Academy*	06/05/17	Beyond Authority
Los Angeles	Los Angeles Unified	ICEF Vista Middle Charter Academy*	06/05/17	Beyond Authority
Los Angeles	Los Angeles Unified	LA Promise Fund High*	06/05/17	Beyond Authority
Los Angeles	Los Angeles Unified	Magnolia Science Academy - 2*	06/05/17	Beyond Authority
Los Angeles	Los Angeles Unified	Magnolia Science Academy - 3*	06/05/17	Beyond Authority
Los Angeles	Los Angeles Unified	Magnolia Science Academy - 5*	06/05/17	Beyond Authority
Los Angeles	Los Angeles Unified	Marquez Charter*	06/05/17	Beyond Authority
Los Angeles	Los Angeles Unified	New Heights Charter*	05/31/17	Beyond Authority
Los Angeles	Los Angeles Unified	Palisades Charter High*	05/30/17	Beyond Authority
Los Angeles	Los Angeles Unified	Stella Elementary Charter Academy*	05/30/17	Beyond Authority
Los Angeles	Los Angeles Unified	Stella Middle Charter Academy*	05/30/17	Beyond Authority
Los Angeles	Los Angeles Unified	Synergy Charter Academy*	05/30/17	Beyond Authority
Los Angeles	Los Angeles Unified	Synergy Charter Kinetic*	05/30/17	Beyond Authority
Los Angeles	Los Angeles Unified	Synergy Charter Quantum Academy*	05/30/17	Beyond Authority
Los Angeles	Los Angeles Unified	Taft Charter High*	06/05/17	Beyond Authority
Los Angeles	Los Angeles Unified	Today's Fresh Start - Compton*	06/05/17	Beyond Authority
Los Angeles	Los Angeles Unified	USC College Preparatory - Blue Campus*	06/02/17	Beyond Authority
Los Angeles	Los Angeles Unified	USC College Preparatory - Orange Campus*	06/02/17	Beyond Authority
Los Angeles	Los Angeles Unified	Valor Academy Elementary*	05/30/17	Beyond Authority
Los Angeles	Los Angeles Unified	Vaughn Elementary School Arts Center*	04/12/17	Beyond Authority
Los Angeles	Los Angeles Unified	Vaughn High School Arts Center*	04/12/17	Beyond Authority
Los Angeles	Los Angeles Unified	Vaughn Middle School Arts Center*	04/12/17	Beyond Authority
Los Angeles	Los Angeles Unified	Westside Innovative School House Charter Community School*	06/05/17	Beyond Authority
Los Angeles	Los Angeles Unified	Westside Innovative School House Charter High*	06/05/17	Beyond Authority
Los Angeles	Long Beach Unified	Intellectual Virtues Academy High*	06/05/17	Beyond Authority
Madera	Chawanakee Unified	Minarets Charter High*	06/01/17	Beyond Authority
Napa	Napa Valley Unified	River Charter*	06/05/17	Beyond Authority
Napa	Napa Valley Unified	River Charter*	06/05/17	Beyond Authority

CHARTER SCHOOL FACILITIES PROGRAM (CSFP)
 Remaining Unfunded In-House CSFP Applications as of July 31, 2019
 Listed in Alphabetical Order by County

Napa	Napa Valley Unified	Stone Bridge Charter*	06/05/17	Beyond Authority
Nevada	Grass Valley Elementary	Grass Valley Charter*	06/05/17	Beyond Authority
Nevada	Grass Valley Elementary	Grass Valley Charter*	06/05/17	Beyond Authority
Nevada	Grass Valley Elementary	Nevada City School of the Arts*	06/01/17	Beyond Authority
Orange	Orange Unified	El Rancho Charter*	04/20/17	Beyond Authority
Riverside	Riverside County Office of Education	Riverside County Education Academy*	06/05/17	Beyond Authority
Sacramento	Elk Grove Unified	Elk Grove Charter School*	06/05/17	Beyond Authority
Sacramento	Natomas Unified	Westlake K-8 Charter*	05/22/17	Beyond Authority
Sacramento	Sacramento City Unified	Aspire Public Schools - Aspire Capitol Heights Academy*	06/01/17	Beyond Authority
Sacramento	Sacramento City Unified	Capitol Collegiate Academy*	06/05/17	Beyond Authority
Sacramento	San Juan Unified	California Montessori Project - San Juan Campus (Orangevale)*	06/05/17	Beyond Authority
Sacramento	San Juan Unified	Golden Valley Orchard Charter*	06/05/17	Beyond Authority
Sacramento	San Juan Unified	Golden Valley River Charter*	06/05/17	Beyond Authority
Sacramento	Twin Rivers Unified	Creative Connections Arts Academy*	06/05/17	Beyond Authority
Sacramento	Twin Rivers Unified	Creative Connections Arts Academy*	06/05/17	Beyond Authority
Sacramento	Twin Rivers Unified	Smythe Academy*	06/05/17	Beyond Authority
Sacramento	Twin Rivers Unified	Smythe Academy*	06/05/17	Beyond Authority
Sacramento	Twin Rivers Unified	Westside Preparatory Academy*	06/05/17	Beyond Authority
Sacramento	Twin Rivers Unified	Westside Preparatory Academy*	06/05/17	Beyond Authority
San Benito	Hollister Elementary	Navigator Schools - Hollister Preparatory*	06/05/17	Beyond Authority
San Benito	Hollister Elementary	Navigator Schools - Hollister Preparatory*	06/05/17	Beyond Authority
San Diego	Chula Vista Elementary	Arroyo Vista Charter*	06/05/17	Beyond Authority
San Diego	Chula Vista Elementary	Chula Vista Learning Community*	06/05/17	Beyond Authority
San Diego	Chula Vista Elementary	Chula Vista Learning Community*	06/05/17	Beyond Authority
San Diego	Chula Vista Elementary	Discovery Charter*	06/05/17	Beyond Authority
San Diego	Chula Vista Elementary	Discovery Charter*	06/05/17	Beyond Authority
San Diego	Chula Vista Elementary	Feaster Charter*	06/05/17	Beyond Authority
San Diego	Chula Vista Elementary	Feaster Charter*	06/05/17	Beyond Authority
San Diego	Chula Vista Elementary	Mueller Charter*	06/05/17	Beyond Authority
San Diego	Chula Vista Elementary	Mueller Charter*	06/05/17	Beyond Authority
San Diego	Grossmont Union High	Liberty Charter High *	06/05/17	Beyond Authority
San Diego	San Diego Unified	Health Sciences High and Middle College*	05/18/17	Beyond Authority
San Diego	San Diego Unified	Innovations Academy*	05/18/17	Beyond Authority
San Diego	San Diego Unified	Museum School*	05/18/17	Beyond Authority
San Diego	South Bay Union	Nestor Charter*	06/05/17	Beyond Authority
San Joaquin	New Jerusalem Elementary	Delta Charter School*	06/05/17	Beyond Authority
San Joaquin	Stockton Unified	Aspire Public School - Aspire APEX Academy*	06/01/17	Beyond Authority
San Joaquin	Tracy Unified	Tracy Learning Center - Discovery Charter*	06/05/17	Beyond Authority
San Mateo	San Carlos Elementary	Charter Learning Center*	06/02/17	Beyond Authority
San Mateo	San Carlos Elementary	Charter Learning Center*	06/02/17	Beyond Authority
Santa Clara	East Side Union High	Alpha Public Schools - Cindy Avitia High *	06/05/17	Beyond Authority
Santa Clara	Gilroy Unified	Navigator Schools - Gilroy Preparatory*	06/05/17	Beyond Authority
Shasta	Enterprise Elementary	Pace Academy*	06/05/17	Beyond Authority
Shasta	Enterprise Elementary	Pace Academy*	06/05/17	Beyond Authority
Solano	Vallejo Unified	MIT Academy Middle School *	05/22/17	Beyond Authority
Solano	Vallejo Unified	MIT Academy Middle School *	05/22/17	Beyond Authority
Sonoma	Old Adobe Union	Loma Vista Immersion Academy*	06/05/17	Beyond Authority
Sonoma	Petaluma City Elementary	Live Oak Charter*	06/05/17	Beyond Authority
Sonoma	Sebastopol Union	Sebastopol Independent Charter*	06/05/17	Beyond Authority
Sonoma	Twin Hills Union	Twin Hills Charter Middle School*	05/26/17	Beyond Authority
Sonoma	Windsor Unified	Cali Calmecac Language Academy*	05/25/17	Beyond Authority
Sonoma	Windsor Unified	Cali Calmecac Language Academy *	05/25/17	Beyond Authority
Ventura	Ventura Unified	Ventura Charter School*	05/26/17	Beyond Authority
Yolo	Washington Unified	Washington Middle College High School*	06/05/17	Beyond Authority

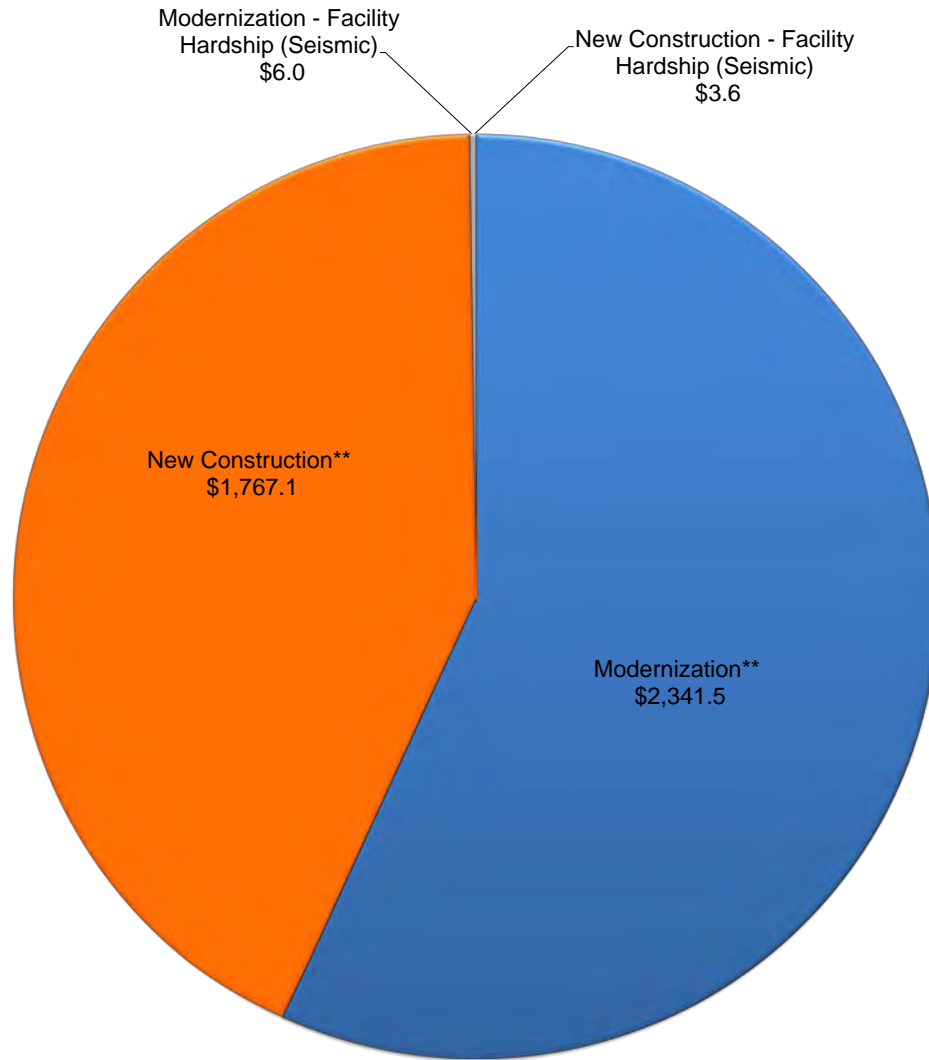
*CSFP applications that did not receive a Preliminary Charter School Apportionment will be retained through the end of 2018 to enable the Board to continue awarding Preliminary Charter School Apportionments during that time, provided additional bond authority returns. Applications on this list will require a complete review by OPSC and the California School Finance Authority to be eligible for funding.

SFP APPLICATIONS
 Overcrowding Relief Grant - School Facilities Program
 - Workload as of July 31, 2019 -

District	County	Site	Application Number	50-04 Date Received	ORG State Share	Status
Covina Valley Unified	Riverside	Sierra Vista Middle	56/64436-01-001*	7/29/2013	\$ 4,311,517	Beyond Authority
Chaffey Joint Union	San Bernardino	Ontario High	56/67652-00-003*	7/25/2013	\$ 8,739,582	Beyond Authority
					\$ 13,051,099	

* Overcrowding Relief Grant applications received by OPSC for the 2013 Filing Round. OPSC has not yet reviewed the total grant requested and the total number of projects exceed available bond authority. Placement on this list does not confirm funding.

School Facility Program Applications within Bond Authority*
- in millions of dollars, as of July 31, 2019-



*The projects on this report only represents completed applications that are awaiting Office of Public School Construction (OPSC) processing and scheduling to the State Allocation Board. It does not reflect the OPSC's complete workload or guarantee the project is within available bond authority.

** Includes Facility Hardship Non-Seismic applications.

This list includes future workload that is identified as:

- Pending reflects workload that has been processed by OPSC but awaiting further information/documentation from the district.
- Reviewing reflects currently being processed by OPSC.

INFORMATION ITEM

FULL-DAY KINDERGARTEN FACILITIES GRANT PROGRAM (as of August 1, 2019)

The applications on this list represent Full-Day Kindergarten Facilities Grant Program projects in date order received through August 1, 2019. These applications have been received and are currently being reviewed by the Office of Public School Construction.

Published monthly in the SAB Agenda.

This report is also on the OPSC Web site at:
www.dgs.ca.gov/opsc

Full-Day Kindergarten Facilities Grant Program
- Workload as of August 1, 2019 -

District	County	Site Name	Application Number	OPSC Date Received	Estimated State Grant (a)	Financial Hardship (b)	Estimated SAB Date
South Fork Union	Kern	South Fork Elementary	70/63784-00-001	5/1/2019	\$ 424,609	TBD	12/4/2019
Kit Carson Union Elementary	Kings	Kit Carson Elementary	70/63958-00-002	5/1/2019	\$ 424,609	TBD	12/4/2019
Santa Ana Unified	Orange	George Washington Elementary	70/66670-00-015	5/1/2019	\$ 2,502,893	TBD	12/4/2019
Santa Ana Unified	Orange	Dr. Martin Luther King Jr Elementary	70/66670-00-016	5/1/2019	\$ 417,149	TBD	12/4/2019
Santa Ana Unified	Orange	Thomas A. Edison Elementary	70/66670-00-017	5/1/2019	\$ 1,668,595	TBD	12/4/2019
Santa Ana Unified	Orange	John Muir Fundamental Elementary	70/66670-00-018	5/1/2019	\$ 834,298	TBD	12/4/2019
Santa Ana Unified	Orange	Pio Pico Elementary	70/66670-00-019	5/1/2019	\$ 834,298	TBD	12/4/2019
Santa Ana Unified	Orange	Jim Thorpe Fundamental Elementary	70/66670-00-020	5/1/2019	\$ 1,251,446	TBD	12/4/2019
Santa Ana Unified	Orange	Walker Elementary	70/66670-00-021	5/1/2019	\$ 417,149	TBD	12/4/2019
Santa Ana Unified	Orange	James A. Garfield Elementary	70/66670-00-022	5/1/2019	\$ 1,251,446	TBD	12/4/2019
Santa Ana Unified	Orange	Greenville Fundamental Elementary	70/66670-00-023	5/1/2019	\$ 1,668,595	TBD	12/4/2019
Santa Ana Unified	Orange	Abraham Lincoln Elementary	70/66670-00-024	5/1/2019	\$ 1,668,595	TBD	12/4/2019
Santa Ana Unified	Orange	Monte Vista Elementary	70/66670-00-025	5/1/2019	\$ 834,298	TBD	12/4/2019
Santa Ana Unified	Orange	Theodore Roosevelt Elementary	70/66670-00-026	5/1/2019	\$ 834,298	TBD	12/4/2019
Santa Ana Unified	Orange	Sepulveda Elementary	70/66670-00-027	5/1/2019	\$ 417,149	TBD	12/4/2019
Santa Ana Unified	Orange	Woodrow Wilson Elementary	70/66670-00-028	5/1/2019	\$ 834,298	TBD	12/4/2019
Alvord Unified	Riverside	Valley View Elementary	70/66977-00-014	5/1/2019	\$ 1,251,446	TBD	12/4/2019
Alvord Unified	Riverside	Foothill Elementary	70/66977-00-015	5/1/2019	\$ 1,251,446	TBD	12/4/2019
Alvord Unified	Riverside	Mcauliffe Elementary	70/66977-00-016	5/1/2019	\$ 1,668,595	TBD	12/4/2019
Alvord Unified	Riverside	Promenade Elementary	70/66977-00-017	5/1/2019	\$ 1,251,446	TBD	12/4/2019
Alvord Unified	Riverside	Terrace Elementary	70/66977-00-018	5/1/2019	\$ 1,668,595	TBD	12/4/2019
Alvord Unified	Riverside	Orrenmaa Elementary	70/66977-00-019	5/1/2019	\$ 834,298	TBD	12/4/2019
Alvord Unified	Riverside	Myra Linn Elementary	70/66977-00-020	5/1/2019	\$ 834,298	TBD	12/4/2019
Alvord Unified	Riverside	Rosemary Kennedy Elementary	70/66977-00-021	5/1/2019	\$ 834,298	TBD	12/4/2019
Alvord Unified	Riverside	Arlanza Elementary	70/66977-00-022	5/1/2019	\$ 834,298	TBD	12/4/2019
Alvord Unified	Riverside	Collett Elementary	70/66977-00-023	5/1/2019	\$ 1,251,446	TBD	12/4/2019
Alvord Unified	Riverside	Lake Hills Elementary	70/66977-00-024	5/1/2019	\$ 1,251,446	TBD	12/4/2019
Alvord Unified	Riverside	La Granada Elementary	70/66977-00-025	5/1/2019	\$ 1,251,446	TBD	12/4/2019
Alvord Unified	Riverside	Twinhill Elementary	70/66977-00-026	5/1/2019	\$ 834,298	TBD	12/4/2019
Lucia Mar Unified	San Luis Obispo	Dorthea Lange Elementary	70/68759-00-003	5/1/2019	\$ 834,298	TBD	12/4/2019
Lucia Mar Unified	San Luis Obispo	Dana Elementary	70/68759-00-004	5/1/2019	\$ 834,298	TBD	12/4/2019
Cutler-Orosi Joint Unified	Tulare	Cutler Elementary	70/71860-00-004	5/1/2019	\$ 2,502,893	TBD	12/4/2019
Cutler-Orosi Joint Unified	Tulare	Palm Elementary	70/71860-00-005	5/1/2019	\$ 2,502,893	TBD	12/4/2019
Liberty Elementary	Tulare	Liberty Elementary	70/71985-00-002	5/1/2019	\$ 424,609	TBD	12/4/2019
Santa Ana Unified	Orange	Romero-Cruz Academy	71/66670-00-020	5/1/2019	\$ 242,393	TBD	12/4/2019
Santa Ana Unified	Orange	George Washington Carver Elementary	71/66670-00-021	5/1/2019	\$ 242,393	TBD	12/4/2019
Santa Ana Unified	Orange	Thomas Jefferson Elementary	71/66670-00-022	5/1/2019	\$ 363,589	TBD	12/4/2019
Santa Ana Unified	Orange	Andrew Jackson Elementary	71/66670-00-023	5/1/2019	\$ 686,450	TBD	12/4/2019
Santa Ana Unified	Orange	Martin R. Heninger Elementary	71/66670-00-024	5/1/2019	\$ 363,589	TBD	12/4/2019
Santa Ana Unified	Orange	John Adams Elementary	71/66670-00-025	5/1/2019	\$ 242,393	TBD	12/4/2019
Santa Ana Unified	Orange	John Muir Fundamental Elementary	71/66670-00-026	5/1/2019	\$ 363,589	TBD	12/4/2019
Santa Ana Unified	Orange	Santiago Elementary	71/66670-00-027	5/1/2019	\$ 533,775	TBD	12/4/2019
Santa Ana Unified	Orange	John C. Fremont Elementary	71/66670-00-028	5/1/2019	\$ 121,196	TBD	12/4/2019
Santa Ana Unified	Orange	Heroes Elementary	71/66670-00-029	5/1/2019	\$ 121,196	TBD	12/4/2019
Santa Ana Unified	Orange	John F. Kennedy Elementary	71/66670-00-030	5/1/2019	\$ 484,785	TBD	12/4/2019
Santa Ana Unified	Orange	James Madison Elementary	71/66670-00-031	5/1/2019	\$ 1,245,475	TBD	12/4/2019
Santa Ana Unified	Orange	Glenn L. Martin Elementary	71/66670-00-032	5/1/2019	\$ 484,785	TBD	12/4/2019
Santa Ana Unified	Orange	William Howard Taft Elementary	71/66670-00-033	5/1/2019	\$ 121,196	TBD	12/4/2019
Santa Ana Unified	Orange	Wallace R. Davis Elementary	71/66670-00-034	5/1/2019	\$ 355,850	TBD	12/4/2019
Santa Ana Unified	Orange	Diamond Elementary	71/66670-00-035	5/1/2019	\$ 355,850	TBD	12/4/2019
Santa Ana Unified	Orange	Carl Harvey Elementary	71/66670-00-036	5/1/2019	\$ 121,196	TBD	12/4/2019
Santa Ana Unified	Orange	Herbert Hoover Elementary	71/66670-00-037	5/1/2019	\$ 121,196	TBD	12/4/2019
Santa Ana Unified	Orange	James Russell Elementary	71/66670-00-038	5/1/2019	\$ 605,981	TBD	12/4/2019
Santa Ana Unified	Orange	James Monroe Elementary	71/66670-00-039	5/1/2019	\$ 121,196	TBD	12/4/2019
San Rafael City Schools	Marin	San Pedro Elementary	70/65458-00-002	5/2/2019	\$ 1,668,595	TBD	12/4/2019
Lincoln Unified	San Joaquin	John R. Williams	70/68569-00-001	5/2/2019	\$ 417,149	TBD	12/4/2019
Lincoln Unified	San Joaquin	Brookside Elementary	70/68569-00-002	5/2/2019	\$ 417,149	TBD	12/4/2019
Lincoln Unified	San Joaquin	Don Riggio	70/68569-00-003	5/2/2019	\$ 417,149	TBD	12/4/2019
Fairfield-Suisun Unified	Solano	Suisun Elementary	70/70540-00-003	5/2/2019	\$ 834,298	TBD	12/4/2019
Fairfield-Suisun Unified	Solano	David Weir Elementary	70/70540-00-004	5/2/2019	\$ 417,149	TBD	12/4/2019
Vacaville Unified	Solano	Edwin Markham Elementary	70/70573-00-002	5/2/2019	\$ 2,085,744	TBD	12/4/2019
Lincoln Unified	San Joaquin	Tully C. Knoles	71/68569-00-002	5/2/2019	\$ 121,196	TBD	12/4/2019
Lincoln Unified	San Joaquin	Claudia Landeen	71/68569-00-003	5/2/2019	\$ 242,393	TBD	12/4/2019
Lincoln Unified	San Joaquin	Colonial Heights	71/68569-00-004	5/2/2019	\$ 121,196	TBD	12/4/2019
Lincoln Unified	San Joaquin	Mable Barron	71/68569-00-005	5/2/2019	\$ 121,196	TBD	12/4/2019
Lincoln Unified	San Joaquin	John R. Williams	71/68569-00-001	5/3/2019	\$ 177,925	TBD	12/4/2019
Hanford Elementary	Kings	Lincoln Elementary	70/63917-00-003	5/6/2019	\$ 1,258,906	TBD	12/4/2019
Hanford Elementary	Kings	Monroe Elementary	70/63917-00-004	5/6/2019	\$ 841,758	TBD	12/4/2019
Island Union Elementary	Kings	Island Elementary	70/63933-00-002	5/6/2019	\$ 424,609	TBD	12/4/2019
Alta Vista Elementary	Tulare	Alta Vista Elementary	70/71811-00-002	5/6/2019	\$ 1,258,906	TBD	12/4/2019
Tulare City Elementary	Tulare	Roosevelt Elementary	70/72231-00-002	5/6/2019	\$ 2,510,353	TBD	12/4/2019
San Jose Unified	Santa Clara	Booksin Elementary	70/69666-00-001	5/7/2019	\$ 1,668,595	TBD	12/4/2019
San Jose Unified	Santa Clara	Los Alamitos Elementary	70/69666-00-002	5/7/2019	\$ 1,251,446	TBD	12/4/2019
Sonora Elementary	Toulumne	Sonora Elementary	70/72371-00-002	5/7/2019	\$ 824,048	TBD	12/4/2019
Alisal Union	Monterey	Oscar F. Loya Elementary	70/65961-00-009	5/8/2019	\$ 1,251,446	TBD	12/4/2019
Alisal Union	Monterey	Cesar E. Chavez Elementary	70/65961-00-010	5/8/2019	\$ 1,251,446	TBD	12/4/2019
Alisal Union	Monterey	Creekside Elementary	70/65961-00-011	5/8/2019	\$ 1,251,446	TBD	12/4/2019
Alisal Union	Monterey	Virginia Rocca Barton Elementary	70/65961-00-012	5/8/2019	\$ 1,251,446	TBD	12/4/2019
Alisal Union	Monterey	Dr. Martin Luther King Jr Academy	70/65961-00-013	5/8/2019	\$ 834,298	TBD	12/4/2019
Alisal Union	Monterey	John E. Steinbeck Elementary	70/65961-00-014	5/8/2019	\$ 834,298	TBD	12/4/2019
Alisal Union	Monterey	Monte Bella Elementary	70/65961-00-015	5/8/2019	\$ 417,149	TBD	12/4/2019
Alisal Union	Monterey	Alisal Community	70/65961-00-016	5/8/2019	\$ 417,149	TBD	12/4/2019
Fresno Unified	Fresno	Ericson Elementary	70/62166-00-005	5/9/2019	\$ 1,251,446	TBD	12/4/2019
Fresno Unified	Fresno	Addams Elementary	70/62166-00-006	5/9/2019	\$ 834,298	TBD	12/4/2019
Fresno Unified	Fresno	Del Mar Elementary	70/62166-00-007	5/9/2019	\$ 1,251,446	TBD	12/4/2019
Fresno Unified	Fresno	Ewing Elementary	70/62166-00-008	5/9/2019	\$ 1,668,595	TBD	12/4/2019
Selma Unified	Fresno	Andrew Jackson Elementary	70/62430-00-008	5/9/2019	\$ 1,668,595	TBD	12/4/2019
Selma Unified	Fresno	Theodore Roosevelt Elementary	70/62430-00-009	5/9/2019	\$ 1,668,595	TBD	12/4/2019
Selma Unified	Fresno	George Washington Elementary	70/62430-00-010	5/9/2019	\$ 1,668,595	TBD	12/4/2019
Selma Unified	Fresno	Indianola Elementary	70/62430-00-011	5/9/2019	\$ 834,298	TBD	12/4/2019
Selma Unified	Fresno	Woodrow Wilson Elementary	70/62430-00-012	5/9/2019	\$ 834,298	TBD	12/4/2019
Selma Unified	Fresno	Garfield Elementary	70/62430-00-013	5/9/2019	\$ 834,298	TBD	12/4/2019
Selma Unified	Fresno	Terry Elementary	70/62430-00-014	5/9/2019	\$ 417,149	TBD	12/4/2019
Delano Union Elementary	Kern	Fremont Elementary	70/63404-00-005	5/9/2019	\$ 834,298	TBD	12/4/2019
Delano Union Elementary	Kern	Morningside Elementary	70/63404-00-006	5/9/2019	\$ 834,298	TBD	12/4/2019
Delano Union Elementary	Kern	Terrace Elementary	70/63404-00-007	5/9/2019	\$ 417,149	TBD	12/4/2019
Delano Union Elementary	Kern	Princeton Street Elementary	70/63404-00-008	5/9/2019	\$ 417,149	TBD	12/4/2019
Lamont Elementary	Kern	Alicante Avenue Elementary	70/63560-00-003	5/9/2019	\$ 2,920,041	TBD	12/4/2019
Southern Kern Unified	Kern	Rosamond Elementary	70/63776-00-003	5/9/2019	\$ 2,502,893	TBD	12/4/2019
Southern Kern Unified	Kern	Westpark Elementary	70/63776-00-004	5/9/2019	\$ 1,668,595	TBD	12/4/2019
Mccabe Union Elementary	Imperial	Mccabe Elementary	70/63810-00-001	5/9/2019	\$ 1,258,906	TBD	12/4/2019

Full-Day Kindergarten Facilities Grant Program
- Workload as of August 1, 2019 -

District	County	Site Name	Application Number	OPSC Date Received	Estimated State Grant (a)	Financial Hardship (b)	Estimated SAB Date
Lucerne Elementary	Lake	Lucerne Elementary	70/64048-00-001	5/9/2019	\$ 841,758	TBD	12/4/2019
Sulphur Springs Union	Los Angeles	Pinetree Community	70/65045-00-010	5/9/2019	\$ 2,085,744	TBD	12/4/2019
Sulphur Springs Union	Los Angeles	Mitchell Community	70/65045-00-011	5/9/2019	\$ 2,085,744	TBD	12/4/2019
Sulphur Springs Union	Los Angeles	Sulphur Springs Community	70/65045-00-012	5/9/2019	\$ 1,668,595	TBD	12/4/2019
Sulphur Springs Union	Los Angeles	Leona Cox Community	70/65045-00-013	5/9/2019	\$ 1,251,446	TBD	12/4/2019
Sulphur Springs Union	Los Angeles	Canyon Springs Community	70/65045-00-014	5/9/2019	\$ 1,251,446	TBD	12/4/2019
Sulphur Springs Union	Los Angeles	Mint Canyon Community	70/65045-00-015	5/9/2019	\$ 1,251,446	TBD	12/4/2019
Sulphur Springs Union	Los Angeles	Fair Oaks Ranch Community	70/65045-00-016	5/9/2019	\$ 2,920,041	TBD	12/4/2019
Sulphur Springs Union	Los Angeles	Golden Oak Community	70/65045-00-017	5/9/2019	\$ 1,251,446	TBD	12/4/2019
Wilsona Elementary	Los Angeles	Vista San Gabriel Elementary	70/65151-00-001	5/9/2019	\$ 1,258,906	TBD	12/4/2019
Centralia Elementary	Orange	Los Coyotes Elementary	70/66472-00-006	5/9/2019	\$ 417,149	TBD	12/4/2019
Centralia Elementary	Orange	Raymond Temple Elementary	70/66472-00-007	5/9/2019	\$ 1,251,446	TBD	12/4/2019
Centralia Elementary	Orange	George B. Miller Elementary	70/66472-00-008	5/9/2019	\$ 417,149	TBD	12/4/2019
Centralia Elementary	Orange	Dysinger Elementary	70/66472-00-009	5/9/2019	\$ 417,149	TBD	12/4/2019
Centralia Elementary	Orange	San Marino Elementary	70/66472-00-010	5/9/2019	\$ 417,149	TBD	12/4/2019
Robla Elementary	Sacramento	Robla Elementary	70/67421-00-003	5/9/2019	\$ 841,758	TBD	12/4/2019
Robla Elementary	Sacramento	Bell Avenue Elementary	70/67421-00-004	5/9/2019	\$ 841,758	TBD	12/4/2019
Robla Elementary	Sacramento	Glenwood Elementary	70/67421-00-005	5/9/2019	\$ 1,258,906	TBD	12/4/2019
Robla Elementary	Sacramento	Taylor Street Elementary	70/67421-00-006	5/9/2019	\$ 841,758	TBD	12/4/2019
Needles Unified	San Bernardino	Vista Colorado Elementary	70/67801-00-002	5/9/2019	\$ 1,258,906	TBD	12/4/2019
Luther Burbank Elementary	Santa Clara	Luther Burbank Elementary	70/69542-00-002	5/9/2019	\$ 1,258,906	TBD	12/4/2019
Lindsay Unified	Tulare	Lincoln Elementary	70/71993-00-006	5/9/2019	\$ 1,251,446	TBD	12/4/2019
Lindsay Unified	Tulare	Jefferson Elementary	70/71993-00-007	5/9/2019	\$ 834,298	TBD	12/4/2019
Lindsay Unified	Tulare	Reagan Elementary	70/71993-00-008	5/9/2019	\$ 834,298	TBD	12/4/2019
Lindsay Unified	Tulare	Kennedy Elementary	70/71993-00-009	5/9/2019	\$ 417,149	TBD	12/4/2019
Oxnard Elementary	Ventura	Marina West Elementary	70/72538-00-005	5/9/2019	\$ 2,085,744	TBD	12/4/2019
Oxnard Elementary	Ventura	Rose Avenue Elementary	70/72538-00-006	5/9/2019	\$ 1,668,595	TBD	12/4/2019
Oxnard Elementary	Ventura	Ramona Elementary	70/72538-00-007	5/9/2019	\$ 834,298	TBD	12/4/2019
Oxnard Elementary	Ventura	Sierra Linda Elementary	70/72538-00-008	5/9/2019	\$ 2,502,893	TBD	12/4/2019
Center Joint Unified	Sacramento	Oak Hill Elementary	70/73973-00-005	5/9/2019	\$ 1,251,446	TBD	12/4/2019
Center Joint Unified	Sacramento	North County Elementary	70/73973-00-006	5/9/2019	\$ 1,251,446	TBD	12/4/2019
Center Joint Unified	Sacramento	Arthur Dudley Elementary	70/73973-00-007	5/9/2019	\$ 834,298	TBD	12/4/2019
Center Joint Unified	Sacramento	Cyril Spinelli Elementary	70/73973-00-008	5/9/2019	\$ 834,298	TBD	12/4/2019
Santa Barbara Unified	Santa Barbara	Adams Elementary	70/76786-00-002	5/9/2019	\$ 1,251,446	TBD	12/4/2019
Santa Barbara Unified	Santa Barbara	Harding University Partnership	70/76786-00-003	5/9/2019	\$ 1,251,446	TBD	12/4/2019
Upper Lake Unified	Lake	Upper Lake Elementary	70/76976-00-002	5/9/2019	\$ 1,258,906	TBD	12/4/2019
Sulphur Springs Union	Los Angeles	Valley View Community	71/65045-00-001	5/9/2019	\$ 711,700	TBD	12/4/2019
Centralia Elementary	Orange	Danbrook Elementary	71/66742-00-002	5/9/2019	\$ 711,700	TBD	12/4/2019
Armona Union Elementary	Kings	Armona Elementary	70/63875-00-002	5/13/2019	\$ 1,676,055	TBD	12/4/2019
Hope Elementary	Tulare	Hope Elementary	70/71944-00-001	5/13/2019	\$ 841,758	TBD	12/4/2019
Visalia Unified	Tulare	Goshen Elementary	70/72256-00-002	5/13/2019	\$ 1,676,055	TBD	12/4/2019
Whittier City	Los Angeles	Phelan Elementary	71/65110-00-003	5/13/2019	\$ 355,850	TBD	12/4/2019
Whittier City	Los Angeles	Jackson Elementary	71/65110-00-004	5/13/2019	\$ 242,393	TBD	12/4/2019
Whittier City	Los Angeles	Mill Elementary	71/65110-00-005	5/13/2019	\$ 121,196	TBD	12/4/2019
Ocean View Elementary	Orange	Westmont Elementary	71/66613-00-001	5/13/2019	\$ 177,925	TBD	12/4/2019
Ocean View Elementary	Orange	College View Elementary	71/66613-00-002	5/13/2019	\$ 177,925	TBD	12/4/2019
Strathmore Union Elementary	Tulare	Strathmore Elementary	71/72157-00-001	5/13/2019	\$ 164,488	TBD	12/4/2019
Standard Elementary	Kern	Standard Elementary	70/63792-00-004	5/14/2019	\$ 834,298	TBD	12/4/2019
Standard Elementary	Kern	Wingland Elementary	70/63792-00-005	5/14/2019	\$ 2,502,893	TBD	12/4/2019
Standard Elementary	Kern	Highland Elementary	70/63792-00-006	5/14/2019	\$ 2,085,744	TBD	12/4/2019
Riverside Unified	Riverside	Highgrove Elementary	70/67215-00-001	5/14/2019	\$ 1,361,219	TBD	12/4/2019
Riverside Unified	Riverside	Jefferson Elementary	70/67215-00-002	5/14/2019	\$ 1,668,595	TBD	12/4/2019
Riverside Unified	Riverside	Longfellow Elementary	70/67215-00-004	5/14/2019	\$ 2,085,744	TBD	12/4/2019
Riverside Unified	Riverside	Monroe Elementary	70/67215-00-005	5/14/2019	\$ 2,085,744	TBD	12/4/2019
Riverside Unified	Riverside	Adams Elementary	70/67215-00-006	5/14/2019	\$ 1,251,446	TBD	12/4/2019
Riverside Unified	Riverside	Alcott Elementary	70/67215-00-007	5/14/2019	\$ 834,298	TBD	12/4/2019
Riverside Unified	Riverside	Fremont Elementary	70/67215-00-008	5/14/2019	\$ 907,480	TBD	12/4/2019
Riverside Unified	Riverside	Jackson Elementary	71/67215-00-002	5/14/2019	\$ 242,393	TBD	12/4/2019
El Centro Elementary	Imperial	Lincoln Elementary	70/63123-00-004	5/15/2019	\$ 834,298	TBD	12/4/2019
El Centro Elementary	Imperial	Hendrick Elementary	70/63123-00-005	5/15/2019	\$ 834,298	TBD	12/4/2019
El Centro Elementary	Imperial	Harding Elementary	70/63123-00-006	5/15/2019	\$ 834,298	TBD	12/4/2019
Greenfield Union	Kern	Planz Elementary	70/63503-00-001	5/15/2019	\$ 2,085,744	TBD	12/4/2019
Greenfield Union	Kern	Palla Elementary	70/63503-00-002	5/15/2019	\$ 2,085,744	TBD	12/4/2019
Greenfield Union	Kern	Plantation Elementary	70/63503-00-003	5/15/2019	\$ 834,298	TBD	12/4/2019
Greenfield Union	Kern	Kendrick Elementary	70/63503-00-004	5/15/2019	\$ 1,251,446	TBD	12/4/2019
Greenfield Union	Kern	Fairview Elementary	70/63503-00-005	5/15/2019	\$ 834,298	TBD	12/4/2019
Greenfield Union	Kern	Valle Verde Elementary	70/63503-00-006	5/15/2019	\$ 2,085,744	TBD	12/4/2019
Greenfield Union	Kern	Granite Pointe Elementary	70/63503-00-007	5/15/2019	\$ 1,251,446	TBD	12/4/2019
Greenfield Union	Kern	Horizon Elementary	70/63503-00-008	5/15/2019	\$ 417,149	TBD	12/4/2019
Pomona Unified	Los Angeles	Pantera Elementary	70/64907-00-001	5/15/2019	\$ 417,149	TBD	12/4/2019
Riverside Unified	Riverside	Madison Elementary	70/67215-00-003	5/15/2019	\$ 2,085,744	TBD	12/4/2019
Dehesa Elementary	San Diego	Dehesa Elementary	70/68049-00-002	5/15/2019	\$ 841,758	TBD	12/4/2019
Riverside Unified	Riverside	Harrison Elementary	71/67215-00-001	5/15/2019	\$ 242,393	TBD	12/4/2019
Manzanita Elementary	Butte	Manzanita Elementary	70/61499-00-001	5/17/2019	\$ 1,258,906	TBD	12/4/2019
Anaheim Elementary	Orange	Roosevelt Elementary	70/66423-00-001	5/17/2019	\$ 417,149	TBD	12/4/2019
Sanger Unified	Fresno	Lone Star Elementary	70/62414-00-005	5/20/2019	\$ 1,251,446	TBD	12/4/2019
Sanger Unified	Fresno	Lincoln Elementary	70/62414-00-006	5/20/2019	\$ 834,298	TBD	12/4/2019
Sanger Unified	Fresno	Wilson Elementary	70/62414-00-007	5/20/2019	\$ 834,298	TBD	12/4/2019
Sanger Unified	Fresno	Madison Elementary	70/62414-00-008	5/20/2019	\$ 834,298	TBD	12/4/2019
Sanger Unified	Fresno	John Wash Elementary	70/62414-00-009	5/20/2019	\$ 834,298	TBD	12/4/2019
Planada Elementary	Merced	Planada Elementary	70/65821-00-001	5/20/2019	\$ 1,258,906	TBD	12/4/2019
Ducor Union Elementary	Tulare	Ducor Elementary	70/71894-00-001	5/20/2019	\$ 424,609	TBD	12/4/2019
Sequoia Union Elementary	Tulare	Sequoia Elementary	70/72116-00-001	5/20/2019	\$ 841,758	TBD	12/4/2019
Coachella Valley Unified	Riverside	Palm View Elementary	70/73676-00-001	5/20/2019	\$ 1,251,446	TBD	12/4/2019
Reef-Sunset Unified	Kings	Avenal Elementary	70/73932-00-001	5/20/2019	\$ 1,251,446	TBD	12/4/2019
Reef-Sunset Unified	Kings	Tamarack Elementary	70/73932-00-002	5/20/2019	\$ 1,668,595	TBD	12/4/2019
Sunnyside Union Elementary	Tulare	Sunnyside Elementary	71/72181-00-001	5/20/2019	\$ 164,488	TBD	12/4/2019
Mountain Empire Unified	San Diego	Campo Elementary	70/68213-00-005	5/21/2019	\$ 834,298	TBD	12/4/2019
Mountain Empire Unified	San Diego	Clover Flat Elementary	70/68213-00-006	5/21/2019	\$ 834,298	TBD	12/4/2019
Mountain Empire Unified	San Diego	Potrero Elementary	70/68213-00-007	5/21/2019	\$ 834,298	TBD	12/4/2019
Mountain Empire Unified	San Diego	Descanso Elementary	70/68213-00-008	5/21/2019	\$ 834,298	TBD	12/4/2019
South Whittier Elementary	Los Angeles	Carmela Elementary	70/65037-00-001	5/22/2019	\$ 1,251,446	TBD	12/4/2019
South Whittier Elementary	Los Angeles	Lake Marie Elementary	70/65037-00-002	5/22/2019	\$ 834,298	TBD	12/4/2019
South Whittier Elementary	Los Angeles	Los Altos Elementary	70/65037-00-003	5/22/2019	\$ 834,298	TBD	12/4/2019
Salinas City Elementary	Monterey	University Park Elementary	70/66142-00-001	5/22/2019	\$ 2,085,744	TBD	12/4/2019
Salinas City Elementary	Monterey	Henry F. Kammann Elementary	70/66142-00-002	5/22/2019	\$ 1,668,595	TBD	12/4/2019
Salinas City Elementary	Monterey	Los Padres Elementary	70/66142-00-003	5/22/2019	\$ 1,668,595	TBD	12/4/2019
Salinas City Elementary	Monterey	Mission Park Elementary	70/66142-00-004	5/22/2019	\$ 1,668,595	TBD	12/4/2019
Salinas City Elementary	Monterey	Monterey Park Elementary	70/66142-00-005	5/22/2019	\$ 1,251,446	TBD	12/4/2019
Cucamonga Elementary	San Bernardino	Cucamonga Elementary	70/67694-00-001	5/22/2019	\$ 1,258,906	TBD	12/4/2019
Escondido Union Elementary	San Diego	Orange Glen Elementary	70/68098-00-001	5/22/2019	\$ 1,251,446	TBD	12/4/2019

Full-Day Kindergarten Facilities Grant Program
- Workload as of August 1, 2019 -

District	County	Site Name	Application Number	OPSC Date Received	Estimated State Grant (a)	Financial Hardship (b)	Estimated SAB Date
Lake Elsinore Unified	Riverside	Railroad Canyon Elementary	70/75176-00-001	5/22/2019	\$ 1,648,095	TBD	12/4/2019
Lennox Elementary	Los Angeles	Bufford Elementary	70/64709-00-001	5/23/2019	\$ 2,085,744	TBD	12/4/2019
Lennox Elementary	Los Angeles	Moffett Elementary	70/64709-00-002	5/23/2019	\$ 1,668,595	TBD	12/4/2019
Lennox Elementary	Los Angeles	Dolores Huerta Elementary	70/64709-00-003	5/23/2019	\$ 1,668,595	TBD	12/4/2019
Lennox Elementary	Los Angeles	Jefferson Elementary	70/64709-00-004	5/23/2019	\$ 3,337,190	TBD	12/4/2019
Desert Sands Unified	Riverside	Kennedy Elementary	70/67058-00-001	5/23/2019	\$ 620,850	TBD	12/4/2019
Santee Elementary	San Diego	Sycamore Canyon Elementary	70/68361-00-006	5/23/2019	\$ 1,258,906	TBD	12/4/2019
Santee Elementary	San Diego	Pride Academy	70/68361-00-007	5/23/2019	\$ 1,258,906	TBD	12/4/2019
Santee Elementary	San Diego	Carlton Hills Elementary	70/68361-00-008	5/23/2019	\$ 1,258,906	TBD	12/4/2019
Santee Elementary	San Diego	Cajon Park Elementary	70/68361-00-009	5/23/2019	\$ 1,258,906	TBD	12/4/2019
Ceres Unified	Stanislaus	Sam Vaughn Elementary	70/71043-00-002	5/23/2019	\$ 824,047	TBD	12/4/2019
Kelseyville Unified	Lake	Kelseyville Elementary	71/64014-00-002	5/23/2019	\$ 806,528	TBD	12/4/2019
Santee Elementary	San Diego	Hill Creek Elementary	71/68361-00-008	5/23/2019	\$ 359,828	TBD	12/4/2019
Nuvion Union	Riverside	Valley View Elementary	70/67157-00-001	5/24/2019	\$ 841,758	TBD	12/4/2019
San Jacinto Unified	Riverside	San Jacinto Elementary	70/67249-00-001	5/24/2019	\$ 1,668,595	TBD	12/4/2019
San Jacinto Unified	Riverside	Edward Hyatt Elementary	70/67249-00-002	5/24/2019	\$ 417,149	TBD	12/4/2019
Lompoc Unified	Santa Barbara	Arthur Haggood Elementary	70/69229-00-001	5/24/2019	\$ 1,251,446	TBD	12/4/2019
Lompoc Unified	Santa Barbara	La Canada Elementary	70/69229-00-002	5/24/2019	\$ 1,251,446	TBD	12/4/2019
Lompoc Unified	Santa Barbara	Miguelito Elementary	70/69229-00-003	5/24/2019	\$ 1,251,446	TBD	12/4/2019
Lompoc Unified	Santa Barbara	Leonora Fillmore Elementary	70/69229-00-004	5/24/2019	\$ 834,298	TBD	12/4/2019
Lompoc Unified	Santa Barbara	Buena Vista Elementary	70/69229-00-005	5/24/2019	\$ 834,298	TBD	12/4/2019
Lompoc Unified	Santa Barbara	Clarence Ruth Elementary	70/69229-00-006	5/24/2019	\$ 834,298	TBD	12/4/2019
Lompoc Unified	Santa Barbara	La Honda Elementary	70/69229-00-007	5/24/2019	\$ 834,298	TBD	12/4/2019
Lompoc Unified	Santa Barbara	Crestview Elementary	70/69229-00-008	5/24/2019	\$ 834,298	TBD	12/4/2019
Lompoc Unified	Santa Barbara	Los Berros Elementary	70/69229-00-009	5/24/2019	\$ 834,298	TBD	12/4/2019
Chualar Union Elementary	Monterey	Chualar Elementary	70/65995-00-001	5/28/2019	\$ 841,758	TBD	12/4/2019
College Elementary	Santa Barbara	College Elementary	70/69179-00-001	5/28/2019	\$ 424,609	TBD	12/4/2019
Golden Plains Unified	Fresno	Helm Elementary	70/75234-00-001	5/28/2019	\$ 424,609	TBD	12/4/2019
West Contra Costa Unified	Contra Costa	Wilson Elementary	70/61796-00-001	5/29/2019	\$ 1,251,446	TBD	12/4/2019
Central Union Elementary	Kings	R.J. Neutra Elementary	70/63883-00-001	5/29/2019	\$ 1,676,055	TBD	12/4/2019
Twin Ridges Elementary	Nevada	Grizzley Hill Elementary	70/66415-00-002	5/29/2019	\$ 424,609	TBD	12/4/2019
Rialto Unified	San Bernardino	Casey Elementary	70/67850-00-004	5/29/2019	\$ 1,251,446	TBD	12/4/2019
Rialto Unified	San Bernardino	Lm Preston Elementary	70/67850-00-005	5/29/2019	\$ 417,149	TBD	12/4/2019
Rialto Unified	San Bernardino	Trapp Elementary	70/67850-00-006	5/29/2019	\$ 417,149	TBD	12/4/2019
Lucia Mar Unified	San Luis Obispo	Shell Beach Elementary	70/68759-00-005	5/29/2019	\$ 834,298	TBD	12/4/2019
Burton Elementary	Tulare	Summit Charter Academy Mathew	70/71837-00-002	5/29/2019	\$ 841,758	TBD	12/4/2019
Porterville Unified	Tulare	Santa Fe Elementary	70/75523-00-002	5/29/2019	\$ 1,676,055	TBD	12/4/2019
Fairfax Elementary	Kern	Virginia Avenue Elementary	71/63461-00-001	5/29/2019	\$ 605,981	TBD	12/4/2019
Los Nietos Elementary	Los Angeles	Nelson Elementary	71/64758-00-002	5/29/2019	\$ 359,828	TBD	12/4/2019
Rialto Unified	San Bernardino	Lm Preston Elementary	71/67850-00-008	5/29/2019	\$ 355,850	TBD	12/4/2019
Rialto Unified	San Bernardino	Morgan Elementary	71/67850-00-009	5/29/2019	\$ 363,589	TBD	12/4/2019
Rialto Unified	San Bernardino	Morris Elementary	71/67850-00-010	5/29/2019	\$ 242,393	TBD	12/4/2019
Rialto Unified	San Bernardino	Dollahan Elementary	71/67850-00-011	5/29/2019	\$ 242,393	TBD	12/4/2019
Rialto Unified	San Bernardino	J.C. Boyd Elementary	71/67850-00-012	5/29/2019	\$ 242,393	TBD	12/4/2019
Rialto Unified	San Bernardino	Dunn Elementary	71/67850-00-013	5/29/2019	\$ 121,196	TBD	12/4/2019
Banta Elementary	San Joaquin	Banta Elementary	71/68486-00-001	5/29/2019	\$ 181,903	TBD	12/4/2019
Banta Elementary	San Joaquin	Nextgeneration Steam Academy	71/68486-00-002	5/29/2019	\$ 164,488	TBD	12/4/2019
Compton Unified	Los Angeles	Martin Luther King Elementary	73437-00-001	5/29/2019	\$ 363,589	TBD	12/4/2019
Chico Unified	Butte	Emma Wilson Elementary	70/61424-00-007	5/30/2019	\$ 1,251,446	TBD	12/4/2019
Chico Unified	Butte	Mcmanus Elementary	70/61424-00-008	5/30/2019	\$ 1,668,595	TBD	12/4/2019
Chico Unified	Butte	Marigold Elementary	70/61424-00-009	5/30/2019	\$ 1,668,595	TBD	12/4/2019
Chico Unified	Butte	Neal Dow Elementary	70/61424-00-010	5/30/2019	\$ 414,149	TBD	12/4/2019
Chico Unified	Butte	Sierra View Elementary	70/61424-00-011	5/30/2019	\$ 1,251,446	TBD	12/4/2019
Chico Unified	Butte	Rosedale Elementary	70/61424-00-012	5/30/2019	\$ 1,668,595	TBD	12/4/2019
Chico Unified	Butte	Hooker Oak Elementary	70/61424-00-013	5/30/2019	\$ 1,251,446	TBD	12/4/2019
Martinez Unified	Contra Costa	John Muir Elementary	70/61739-00-002	5/30/2019	\$ 834,298	TBD	12/4/2019
Fowler Unified	Fresno	Marshall Elementary	70/62158-00-003	5/30/2019	\$ 2,920,041	TBD	12/4/2019
Fowler Unified	Fresno	Malaga Elementary	70/62158-00-004	5/30/2019	\$ 834,298	TBD	12/4/2019
San Marino Unified	Los Angeles	Carver Elementary	70/64964-00-001	5/30/2019	\$ 834,298	TBD	12/4/2019
San Marino Unified	Los Angeles	Valentine Elementary	70/64964-00-002	5/30/2019	\$ 834,298	TBD	12/4/2019
Moreno Valley Unified	Riverside	Butterfield Elementary	70/67124-00-009	5/30/2019	\$ 1,251,446	TBD	12/4/2019
Moreno Valley Unified	Riverside	Honey Hollow Elementary	70/67124-00-010	5/30/2019	\$ 1,251,446	TBD	12/4/2019
Moreno Valley Unified	Riverside	North Ridge Elementary	70/67124-00-011	5/30/2019	\$ 1,251,446	TBD	12/4/2019
Moreno Valley Unified	Riverside	Ridge Crest Elementary	70/67124-00-012	5/30/2019	\$ 834,298	TBD	12/4/2019
Moreno Valley Unified	Riverside	Seneca Elementary	70/67124-00-013	5/30/2019	\$ 834,298	TBD	12/4/2019
Moreno Valley Unified	Riverside	Serrano Elementary	70/67124-00-014	5/30/2019	\$ 834,298	TBD	12/4/2019
Moreno Valley Unified	Riverside	Bear Valley Elementary	70/67124-00-015	5/30/2019	\$ 417,149	TBD	12/4/2019
Moreno Valley Unified	Riverside	Cloverdale Elementary	70/67124-00-016	5/30/2019	\$ 417,149	TBD	12/4/2019
Moreno Valley Unified	Riverside	Creekside Elementary	70/67124-00-017	5/30/2019	\$ 417,149	TBD	12/4/2019
Moreno Valley Unified	Riverside	Hidden Springs Elementary	70/67124-00-018	5/30/2019	\$ 417,149	TBD	12/4/2019
Hollister	San Benito	Calaveras Elementary	70/67470-00-005	5/30/2019	\$ 1,668,595	TBD	12/4/2019
Hollister	San Benito	Ro Hardin Elementary	70/67470-00-006	5/30/2019	\$ 1,668,595	TBD	12/4/2019
Hollister	San Benito	Gabilan Hills Elementary/Hlda	70/67470-00-007	5/30/2019	\$ 2,085,744	TBD	12/4/2019
Hollister	San Benito	Cerra Vista Elementary	70/67470-00-008	5/30/2019	\$ 2,085,744	TBD	12/4/2019
Colton Joint Unified	San Bernardino	Mckinley Elementary	70/67686-00-001	5/30/2019	\$ 834,298	TBD	12/4/2019
Colton Joint Unified	San Bernardino	Ruth Grimes Elementary	70/67686-00-002	5/30/2019	\$ 1,251,446	TBD	12/4/2019
Colton Joint Unified	San Bernardino	Wilson Elementary	70/67686-00-003	5/30/2019	\$ 834,298	TBD	12/4/2019
Colton Joint Unified	San Bernardino	Rogers Elementary	70/67686-00-004	5/30/2019	\$ 834,298	TBD	12/4/2019
Colton Joint Unified	San Bernardino	Crestmore Elementary	70/67686-00-005	5/30/2019	\$ 417,149	TBD	12/4/2019
Colton Joint Unified	San Bernardino	Zimmerman Elementary	70/67686-00-006	5/30/2019	\$ 417,149	TBD	12/4/2019
Fontana Unified	San Bernardino	Kathy Binks Elementary	70/67710-00-020	5/30/2019	\$ 1,668,595	TBD	12/4/2019
Fontana Unified	San Bernardino	Locust Elementary	70/67710-00-021	5/30/2019	\$ 417,149	TBD	12/4/2019
Fontana Unified	San Bernardino	Primrose Elementary	70/67710-00-022	5/30/2019	\$ 834,298	TBD	12/4/2019
Fontana Unified	San Bernardino	Dorothy Grant Elementary	70/67710-00-023	5/30/2019	\$ 417,149	TBD	12/4/2019
Fontana Unified	San Bernardino	Hemlock Elementary	70/67710-00-024	5/30/2019	\$ 834,298	TBD	12/4/2019
Fontana Unified	San Bernardino	Poplar Elementary	70/67710-00-025	5/30/2019	\$ 834,298	TBD	12/4/2019
Fontana Unified	San Bernardino	Sierra Lakes Elementary	70/67710-00-026	5/30/2019	\$ 417,149	TBD	12/4/2019
Fontana Unified	San Bernardino	Oleander Elementary	70/67710-00-027	5/30/2019	\$ 1,668,595	TBD	12/4/2019
Fontana Unified	San Bernardino	Porter Elementary	70/67710-00-028	5/30/2019	\$ 1,251,446	TBD	12/4/2019
Fontana Unified	San Bernardino	Beech Elementary	70/67710-00-029	5/30/2019	\$ 834,298	TBD	12/4/2019
Fontana Unified	San Bernardino	Palmetto Elementary	70/67710-00-030	5/30/2019	\$ 1,251,446	TBD	12/4/2019
Fontana Unified	San Bernardino	Date Elementary	70/67710-00-031	5/30/2019	\$ 1,251,446	TBD	12/4/2019
Fontana Unified	San Bernardino	Randall Pepper Elementary	70/67710-00-032	5/30/2019	\$ 834,298	TBD	12/4/2019
Fontana Unified	San Bernardino	Citrus Elementary	70/67710-00-033	5/30/2019	\$ 834,298	TBD	12/4/2019
Fontana Unified	San Bernardino	Cypress Elementary	70/67710-00-034	5/30/2019	\$ 1,251,446	TBD	12/4/2019
Fontana Unified	San Bernardino	Canyon Crest Elementary	70/67710-00-035	5/30/2019	\$ 834,298	TBD	12/4/2019
Fontana Unified	San Bernardino	Live Oak Elementary	70/67710-00-036	5/30/2019	\$ 834,298	TBD	12/4/2019
Fontana Unified	San Bernardino	West Randall Elementary	70/67710-00-037	5/30/2019	\$ 417,149	TBD	12/4/2019
Fontana Unified	San Bernardino	N. Tamarin Elementary	70/67710-00-038	5/30/2019	\$ 417,149	TBD	12/4/2019
San Bernardino City Unified	San Bernardino	Del Rosa Elementary	70/67876-00-001	5/30/2019	\$ 1,668,595	TBD	12/4/2019
Morgan Hill Unified	Santa Clara	Nordstrom Elementary	70/69583-00-004	5/30/2019	\$ 2,085,744	TBD	12/4/2019

Full-Day Kindergarten Facilities Grant Program
- Workload as of August 1, 2019 -

District	County	Site Name	Application Number	OPSC Date Received	Estimated State Grant (a)	Financial Hardship (b)	Estimated SAB Date
Morgan Hill Unified	Santa Clara	Jackson Academy	70/69583-00-005	5/30/2019	\$ 1,251,446	TBD	12/4/2019
Morgan Hill Unified	Santa Clara	San Martin/Gwinn Elementary	70/69583-00-006	5/30/2019	\$ 1,251,446	TBD	12/4/2019
Union Elementary	Santa Clara	Guadalupe Elementary	70/69708-00-001	5/30/2019	\$ 834,298	TBD	12/4/2019
Pajaro Valley Unified	Santa Cruz	Hall District Elementary	70/69799-00-001	5/30/2019	\$ 1,251,446	TBD	12/4/2019
Pajaro Valley Unified	Santa Cruz	Calabasas Elementary	70/69799-00-002	5/30/2019	\$ 2,085,744	TBD	12/4/2019
Pajaro Valley Unified	Santa Cruz	Amesti Elementary	70/69799-00-003	5/30/2019	\$ 1,668,595	TBD	12/4/2019
Pajaro Valley Unified	Santa Cruz	Starlight Elementary	70/69799-00-004	5/30/2019	\$ 2,085,744	TBD	12/4/2019
Pajaro Valley Unified	Santa Cruz	Freedom Elementary	70/69799-00-005	5/30/2019	\$ 1,251,446	TBD	12/4/2019
Pajaro Valley Unified	Santa Cruz	Ann Soldo Elementary	70/69799-00-006	5/30/2019	\$ 834,298	TBD	12/4/2019
Pajaro Valley Unified	Santa Cruz	H.A. Hyde Elementary	70/69799-00-007	5/30/2019	\$ 1,251,446	TBD	12/4/2019
Pajaro Valley Unified	Santa Cruz	Mar Vista Elementary	70/69799-00-008	5/30/2019	\$ 834,298	TBD	12/4/2019
Pajaro Valley Unified	Santa Cruz	Radcliff Elementary	70/69799-00-009	5/30/2019	\$ 1,668,595	TBD	12/4/2019
Pajaro Valley Unified	Santa Cruz	Mintie White Elementary	70/69799-00-010	5/30/2019	\$ 2,085,744	TBD	12/4/2019
Pajaro Valley Unified	Santa Cruz	T.S. Macquiddy Elementary	70/69799-00-011	5/30/2019	\$ 1,251,446	TBD	12/4/2019
Pajaro Valley Unified	Santa Cruz	Landmark Elementary	70/69799-00-012	5/30/2019	\$ 1,251,446	TBD	12/4/2019
Pajaro Valley Unified	Santa Cruz	Bradley Elementary	70/69799-00-013	5/30/2019	\$ 1,251,446	TBD	12/4/2019
Pajaro Valley Unified	Santa Cruz	Ohlone Elementary	70/69799-00-014	5/30/2019	\$ 417,149	TBD	12/4/2019
Pajaro Valley Unified	Santa Cruz	Valencia Elementary	70/69799-00-015	5/30/2019	\$ 1,668,595	TBD	12/4/2019
Pajaro Valley Unified	Santa Cruz	Rio Del Mar Elementary	70/69799-00-016	5/30/2019	\$ 834,298	TBD	12/4/2019
Pajaro Valley Unified	Santa Cruz	Alianza Charter	70/69799-00-017	5/30/2019	\$ 1,668,595	TBD	12/4/2019
Livingston Union	Merced	Campus Park Elementary	71/65748-00-001	5/30/2019	\$ 359,828	TBD	12/4/2019
Livingston Union	Merced	Selma Herndon Elementary	71/65748-00-002	5/30/2019	\$ 893,603	TBD	12/4/2019
Moreno Valley Unified	Riverside	Butterfield Elementary	71/67124-00-007	5/30/2019	\$ 242,393	TBD	12/4/2019
Moreno Valley Unified	Riverside	Bear Valley Elementary	71/67124-00-008	5/30/2019	\$ 363,589	TBD	12/4/2019
Moreno Valley Unified	Riverside	Cloverdale Elementary	71/67124-00-009	5/30/2019	\$ 363,589	TBD	12/4/2019
Moreno Valley Unified	Riverside	Creekside Elementary	71/67124-00-010	5/30/2019	\$ 363,589	TBD	12/4/2019
Moreno Valley Unified	Riverside	Hidden Springs Elementary	71/67124-00-011	5/30/2019	\$ 242,393	TBD	12/4/2019
Colton Joint Unified	San Bernardino	Crestmore Elementary	71/67686-00-001	5/30/2019	\$ 533,775	TBD	12/4/2019
Colton Joint Unified	San Bernardino	Zimmerman Elementary	71/67686-00-002	5/30/2019	\$ 533,775	TBD	12/4/2019
Fontana Unified	San Bernardino	Locust Elementary	71/67710-00-012	5/30/2019	\$ 242,393	TBD	12/4/2019
Fontana Unified	San Bernardino	Primrose Elementary	71/67710-00-013	5/30/2019	\$ 242,393	TBD	12/4/2019
Fontana Unified	San Bernardino	Juniper Elementary	71/67710-00-014	5/30/2019	\$ 355,850	TBD	12/4/2019
Fontana Unified	San Bernardino	Tokay Elementary	71/67710-00-016	5/30/2019	\$ 355,850	TBD	12/4/2019
Fontana Unified	San Bernardino	Randall Pepper Elementary	71/67710-00-017	5/30/2019	\$ 242,393	TBD	12/4/2019
Fontana Unified	San Bernardino	South Tamarind Elementary	71/67710-00-018	5/30/2019	\$ 533,775	TBD	12/4/2019
Fontana Unified	San Bernardino	Chaparral Elementary	71/67710-00-019	5/30/2019	\$ 121,196	TBD	12/4/2019
Fontana Unified	San Bernardino	Shadow Hills Elementary	71/67710-00-020	5/30/2019	\$ 121,196	TBD	12/4/2019
Fontana Unified	San Bernardino	Maple Elementary	71/67710-00-021	5/30/2019	\$ 533,775	TBD	12/4/2019
Fontana Unified	San Bernardino	Almond Elementary	71/67710-00-022	5/30/2019	\$ 121,196	TBD	12/4/2019
Fontana Unified	San Bernardino	Oak Park Elementary	71/67710-00-15	5/30/2019	\$ 121,196	TBD	12/4/2019
Morgan Hill Unified	Santa Clara	El Toro Elementary	71/69583-00-006	5/30/2019	\$ 363,589	TBD	12/4/2019
Morgan Hill Unified	Santa Clara	Los Paseos Elementary	71/69583-00-007	5/30/2019	\$ 484,785	TBD	12/4/2019
Morgan Hill Unified	Santa Clara	Paradise Valley Elementary	71/69583-00-008	5/30/2019	\$ 242,393	TBD	12/4/2019
Morgan Hill Unified	Santa Clara	Pa Walsh Elementary	71/69583-00-009	5/30/2019	\$ 484,785	TBD	12/4/2019
Morgan Hill Unified	Santa Clara	Barrett Elementary	71/69583-00-010	5/30/2019	\$ 121,196	TBD	12/4/2019

NEW CONSTRUCTION	\$ 318,083,837	\$ -
RETROFIT	\$ 24,388,884	\$ -
FULL-DAY KINDERGARTEN TOTAL*	\$	\$ 342,472,721

* Full-Day Kindergarten Facilities Grant Program applications received by OPSC for the May 2019 Filing Round. OPSC has not yet reviewed the total grant requested and the total number of projects may exceed available expenditure authority. Placement on this list does not confirm funding.

INFORMATION ITEM

SCHOOL FACILITY PROGRAM APPLICATIONS RECEIVED BEYOND BOND AUTHORITY LIST (as of July 31, 2019)

The applications on this list represent School Facility Program (SFP) New Construction and Modernization projects in date order received that were received on or after September 13, 2018 through July 31, 2019. These applications have been received, but not reviewed, by the Office of Public School Construction (OPSC). This list is presented to the State Allocation Board for acknowledgement, but not approval pursuant to SFP Regulation Section 1859.95.1.

Published monthly in the SAB Agenda.

This report is also on the OPSC Web site at:

www.dgs.ca.gov/opsc

SFP APPLICATIONS
New Construction Acknowledged Applications Received Past Existing Authority as of July 31, 2019

District	County	Site Name	DSA Number	50-04 Date Received	Estimated State Grant (a)	Estimated Financial Hardship (b)
Imperial County Office of Education	Imperial	La Paloma Middle	04-116828	09/14/18	\$ 1,442,651	\$ 1,442,651
Winters Joint Unified	Yolo	Winters High	02-115475	09/14/18	\$ 2,188,077	\$ -
Plaza Elementary	Glenn	Plaza Elementary	02-116764	09/18/18	\$ 2,672,913	\$ 2,672,913
Gustine Unified	Merced	Gustine High	02-116135	09/19/18	\$ 4,814,849	\$ 4,814,849
Corona-Norco Unified	Riverside	Roosevelt High	04-115480	09/21/18	\$ 15,085,368	\$ -
Round Valley Unified	Mendocino	Round Valley High	01-117277	09/24/18	\$ 2,353,745	\$ 2,353,745
Live Oak Unified	Sutter	Live Oak Middle	02-116511	09/24/18	\$ 1,776,402	\$ -
Corona-Norco Unified	Riverside	Garretson Elementary	04-115277	10/01/18	\$ 3,682,897	\$ -
Lammersville Joint Unified	San Joaquin	Cordes Elementary	02-116707	10/04/18	\$ 14,117,100	\$ -
San Benito High	San Benito	San Benito High	01-117136	10/08/18	\$ 6,418,818	\$ -
Fairfield-Suisun Unified	Solano	E Ruth Sheldon Academy of Innovative Learning	02-116436	10/10/18	\$ 1,574,262	\$ -
Grossmont Union High	San Diego	Granite Hills High	04-116776	10/12/18	\$ 966,051	\$ -
El Centro Elementary	Imperial	Harding Elementary	04-117257	10/15/18	\$ 1,656,420	\$ -
Wasco Union Elementary	Kern	James A Forrest Elementary	03-117605	10/15/18	\$ 11,839,197	\$ 11,839,197
Alview-Dairyland Union Elementary	Madera	Alview Elementary	Site/Design	10/16/18	\$ 122,877	\$ 122,877
Alview-Dairyland Union Elementary	Madera	Dairyland Elementary	Site/Design	10/16/18	\$ 122,877	\$ 122,877
Kings River Union Elementary	Tulare	Kings River Elementary	Site/Design	10/16/18	\$ 1,869,396	\$ 1,869,396
Fremont Union High	Santa Clara	Homestead High	01-116560	10/23/18	\$ 3,185,692	\$ -
Fremont Unified	Alameda	G M Walters Junior High	01-115744	10/24/18	\$ 7,741,378	\$ -
Grossmont Union High	San Diego	El Capitan High	04-116979	10/25/18	\$ 2,379,500	\$ -
Corning Union High	Tehama	Corning High	02-116489	10/26/18	\$ 3,546,223	\$ -
Castro Valley Unified	Alameda	Castro Valley High	01-116720	10/29/18	\$ 1,380,830	\$ -
Castro Valley Unified	Alameda	Castro Valley High	01-116816	10/29/18	\$ 1,625,897	\$ -
Grossmont Union High	San Diego	Monte Vista High	04-116978	10/29/18	\$ 1,536,016	\$ -
West Park Elementary	Fresno	West Park Elementary	02-116848	10/30/18	\$ 3,948,406	\$ 3,948,406
Campbell Union High	Santa Clara	Leigh High	01-117171	10/30/18	\$ 4,203,090	\$ -
Central Union High	Imperial	Central Union High	04-116825	10/31/18	\$ 11,738,874	\$ 11,738,874
Pajaro Valley Unified	Santa Cruz	Pajaro Valley High	01-116514	10/31/18	\$ 1,905,424	\$ -
Fairfield-Suisun Unified	Solano	E Ruth Sheldon Academy of Innovative Learning	02-116436	10/31/18	\$ 4,711,065	\$ -
Fresno County Office of Education	Fresno	Selma High	02-116799	11/06/18	\$ 295,279	\$ -
Jurupa Unified	Riverside	West Riverside Elementary	04-115786	11/09/18	\$ 4,338,436	\$ -
Sunnyside Union Elementary	Tulare	Sunnyside Elementary	Site/Design	11/14/18	\$ 4,562,914	\$ 4,562,914
Santa Maria-Bonita	Santa Barbara	Measure T Elementary	03-118839	11/16/18	\$ 11,229,282	\$ -
Williams Unified	Colusa	Williams Elementary	Site/Design	11/19/18	\$ 867,525	\$ 867,525
Williams Unified	Colusa	Williams High	Site/Design	11/19/18	\$ 1,429,051	\$ 1,429,051
Pierce Joint Unified	Colusa	Arbuckle Elementary	02-116802	11/20/18	\$ 1,941,453	\$ -
Los Angeles Unified	Los Angeles	International Studies Learning Center	03-117730	11/26/18	\$ 8,212,769	\$ -
William S. Hart Union High	Los Angeles	William S Hart High	03-118530	11/29/18	\$ 9,813,917	\$ -
Oxnard	Ventura	Seabridge Elementary	03-118672	12/07/18	\$ 13,517,344	\$ -
Oxnard	Ventura	Seabridge Elementary	03-118672	12/07/18	\$ 786,556	\$ -
Porterville Unified	Tulare	Porterville Military Academy	02-115851	12/07/18	\$ 2,092,468	\$ -
Arvin Union	Kern	Bear Mountain Elementary	03-119081	12/14/18	\$ 3,118,320	\$ -
Meadows Union Elementary	Imperial	Meadows Elementary	04-116690	12/20/18	\$ 2,874,742	\$ -

SFP APPLICATIONS
New Construction Acknowledged Applications Received Past Existing Authority as of July 31, 2019

District	County	Site Name	DSA Number	50-04 Date Received	Estimated State Grant (a)	Estimated Financial Hardship (b)
Blochman Union Elementary	Santa Barbara	Benjamin Foxen Elementary	03-119221	12/21/18	\$ 1,308,316	\$ -
Sanger Unified	Fresno	Washington Academic Middle	02-117046	12/24/18	\$ 560,664	\$ -
Etiwanda Elementary	San Bernardino	John L Golden Elementary	04-116718	01/15/19	\$ 1,331,474	\$ -
Tulare Joint Union High	Tulare	Tulare Union High	02-116884	01/15/19	\$ 4,426,098	\$ -
Lemoore Union High	Kings	Lemoore High	02-116535	01/18/19	\$ 5,710,055	\$ -
South Pasadena Unified	Los Angeles	South Pasadena Senior High	03-117509	01/18/19	\$ 1,814,372	\$ -
South Pasadena Unified	Los Angeles	South Pasadena Senior High	03-118006	01/18/19	\$ 478,063	\$ -
Etiwanda Elementary	San Bernardino	David W Long Elementary	04-117113	01/18/19	\$ 1,296,904	\$ -
Hope Elementary	Tulare	Hope Elementary	Site/Design	01/18/19	\$ 885,316	\$ 885,316
Kings Canyon Joint Unified	Fresno	Reedley Middle College High	02-115465	01/28/19	\$ 3,851,979	\$ -
Etiwanda Elementary	San Bernardino	Caryn Elementary	04-117369	02/12/19	\$ 1,366,064	\$ -
Hanford Elementary	Kings	Lincoln Elementary	02-117050	02/27/19	\$ 1,641,316	\$ -
Ceres Unified	Stanislaus	Caswell Elementary	02-116128	02/27/19	\$ 1,519,834	\$ -
Ceres Unified	Stanislaus	Caswell Elementary	02-116128	02/27/19	\$ 714,666	\$ -
Sanger Unified	Fresno	Sanger High	02-117029	03/12/19	\$ 453,990	\$ -
Huntington Beach City Elementary	Orange	Ethel Dwyer Middle	04-116716	03/13/19	\$ 1,602,035	\$ -
Elk Grove Unified	Sacramento	Pleasant Grove High	02-116618	03/14/19	\$ 1,089,046	\$ -
William S. Hart Union High	Los Angeles	Sierra Vista Junior High	03-117759	03/19/19	\$ 3,277,471	\$ -
Robla Elementary	Sacramento	Taylor Street Elementary	02-116689	03/19/19	\$ 1,493,548	\$ -
Sonora Elementary	Tuolumne	Sonora Elementary	02-114452	03/19/19	\$ 1,799,125	\$ -
Soquel Union Elementary	Santa Cruz	New Brighton Middle	01-117113	03/21/19	\$ 1,199,142	\$ -
Pittsburg Unified	Contra Costa	Parkside Elementary	01-117089	03/28/19	\$ 3,724,122	\$ -
Panama-Buena Vista Union	Kern	Panama Elementary	03-118288	04/02/19	\$ 8,150,119	\$ -
Soquel Union Elementary	Santa Cruz	Santa Cruz Gardens Elementary	01-117493	04/02/19	\$ 1,400,353	\$ -
Riverside Unified	Riverside	Harrison Elementary	04-117796	04/04/19	\$ 1,936,737	\$ -
Riverside Unified	Riverside	Jefferson Elementary	04-117816	04/05/19	\$ 2,518,888	\$ -
Capistrano Unified	Orange	Aliso Niguel High	04-117480	04/10/19	\$ 3,773,236	\$ -
Capistrano Unified	Orange	Newhart Middle	04-117479	04/10/19	\$ 4,318,962	\$ -
Riverside Unified	Riverside	Highgrove Elementary	04-117600	04/12/19	\$ 4,568,978	\$ -
Long Beach Unified	Los Angeles	Eunice Sato Academy of Math & Science	03-118586	04/15/19	\$ 8,094,645	\$ -
Riverside Unified	Riverside	Madison Elementary	04-117805	04/18/19	\$ 2,934,170	\$ -
Grossmont Union High	San Diego	Santana High	04-116449	04/19/19	\$ 2,172,279	\$ -
Walnut Valley Unified	Los Angeles	Collegewood Elementary	03-118931	04/24/19	\$ 4,680,284	\$ -
Freshwater Elementary	Humboldt	Freshwater Elementary	Site/Design	04/30/19	\$ 159,972	\$ 159,972
Escalon Unified	San Joaquin	Dent Elementary	02-116870	05/03/19	\$ 4,671,640	\$ -
Fairfield-Suisun Unified	Solano	Suisun Valley Elementary	02-116558	05/08/19	\$ 1,308,175	\$ -
San Joaquin County Office of Education	San Joaquin	John J McFall Elementary	Site/Design	06/13/19	\$ 495,038	\$ 495,038
Rocklin Unified	Placer	Rocklin High	02-117520	06/13/19	\$ 1,031,421	\$ -
Walnut Valley Unified	Los Angeles	Diamond Bar High	03-119137	06/14/19	\$ 1,923,950	\$ -
Piedmont City Unified	Alameda	Piedmont High	01-117533	06/18/19	\$ 7,223,659	\$ -
Porterville Unified	Tulare	Monache High	02-115643	06/25/19	\$ 7,475,880	\$ -
Stockton Unified	San Joaquin	Rio Calaveras Elementary	02-117206	06/26/19	\$ 1,481,638	\$ -
Yuba County Office of Education	Yuba	Virginia School @ Yuba College	02-117118	07/16/19	\$ 656,120	\$ 656,120

SFP APPLICATIONS

New Construction Acknowledged Applications Received Past Existing Authority as of July 31, 2019

District	County	Site Name	DSA Number	50-04 Date Received	Estimated State Grant (a)	Estimated Financial Hardship (b)
Yuba County Office of Education	Yuba	Virginia School @ Yuba College	02-117118	07/16/19	\$ 239,918	\$ 239,918
Los Banos Unified	Merced	San Luis High	02-117464	07/18/19	\$ 634,177	\$ -
Long Beach Unified	Los Angeles	Millikan High	03-118323	07/22/19	\$ 7,648,691	\$ -
Natomas Unified	Sacramento	Natomas High	02-116582	07/23/19	\$ 1,197,332	\$ -
Sanger Unified	Fresno	Madison Elementary	02-117601	07/29/19	\$ 365,374	\$ -
					\$ 308,291,587	\$ 50,221,639
					\$	358,513,226

SFP APPLICATIONS
Modernization Acknowledged Applications Received Past Existing Authority as of July 31, 2019

District	County	Site Name	DSA Number	50-04 Date Received	Estimated State Grant (a)	Estimated Financial Hardship (b)
Moreno Valley Unified	Riverside	Moreno Valley High	04-114833	03/01/19	\$ 7,827,616	\$ -
Atascadero Unified	San Luis Obispo	Atascadero High	03-117825	03/01/19	\$ 7,108,925	\$ -
Los Angeles Unified	Los Angeles	One Hundred Thirty-Fifth Street Elementary	03-118219	03/04/19	\$ 2,209,982	\$ -
Garden Grove Unified	Orange	Excelsior Elementary	04-116422	03/04/19	\$ 422,067	\$ -
Franklin-McKinley Elementary	Santa Clara	Santee Elementary	01-117034	03/04/19	\$ 519,956	\$ -
Fresno Unified	Fresno	Slater Elementary	02-115550	03/05/19	\$ 5,193,147	\$ -
Stockton Unified	San Joaquin	Edison High	02-115414	03/06/19	\$ 944,567	\$ -
Temecula Valley Unified	Riverside	Vail Ranch Middle	04-117890	03/06/19	\$ 5,073,700	\$ -
Los Angeles Unified	Los Angeles	Thomas A Edison Middle	03-116609	03/07/19	\$ 9,317,708	\$ -
Garden Grove Unified	Orange	Genevieve M Crosby Elementary	04-116372	03/08/19	\$ 887,314	\$ -
Garden Grove Unified	Orange	Alamitos Intermediate	04-114039	03/08/19	\$ 319,123	\$ -
Atascadero Unified	San Luis Obispo	Fine Arts Academy	03-117570	03/08/19	\$ 1,152,837	\$ -
Los Angeles Unified	Los Angeles	David Starr Jordan Senior High	03-118627	03/11/19	\$ 3,876,338	\$ -
Visalia Unified	Tulare	Redwood High	02-113431	03/13/19	\$ 1,463,385	\$ -
Reef-Sunset Unified	Kings	Kettleman City Elementary	02-116806	03/13/19	\$ 1,028,235	\$ 685,490
Culver City Unified	Los Angeles	El Marino Elementary	03-117814	03/15/19	\$ 741,980	\$ -
Fountain Valley Elementary	Orange	Courreges (Roch) Elementary	04-116586	03/18/19	\$ 608,684	\$ -
Fountain Valley Elementary	Orange	Fulton (Harry C) Middle	04-117590	03/18/19	\$ 2,686,984	\$ -
Robla Elementary	Sacramento	Taylor Street Elementary	02-116689	03/19/19	\$ 2,097,086	\$ -
Moreno Valley Unified	Riverside	Sunnymead Middle	04-117813	03/20/19	\$ 6,321,857	\$ -
Sonora Elementary	Tuolumne	Sonora Elementary	02-114452	03/20/19	\$ 1,993,496	\$ -
Santa Paula Unified	Ventura	Isbell Middle	03-117726	03/20/19	\$ 5,947,976	\$ -
Williams Unified	Colusa	Williams Junior Senior High	Site/Design	03/21/19	\$ 3,405,269	\$ 2,270,179
Novato Unified	Marin	San Jose Middle	01-117262	03/21/19	\$ 1,326,577	\$ -
Soquel Union Elementary	Santa Cruz	Capitola Elementary	01-117113	03/21/19	\$ 1,293,610	\$ -
Soquel Union Elementary	Santa Cruz	Capitola Elementary	01-117113	03/21/19	\$ 3,326,753	\$ -
Glendale Unified	Los Angeles	Crescenta Valley High	03-115497	03/22/19	\$ 4,988,862	\$ -
Pope Valley Union Elementary	Napa	Pope Valley Elementary	01-117294	03/22/19	\$ 322,239	\$ -
Fairfield-Suisun Unified	Solano	Suisun Valley Elementary	02-115701	03/25/19	\$ 2,430,878	\$ -
Azusa Unified	Los Angeles	Center Middle	03-118262	03/27/19	\$ 2,285,349	\$ -
Azusa Unified	Los Angeles	Charles H Lee Elementary	03-118035	03/27/19	\$ 6,076,635	\$ -
Pittsburg Unified	Contra Costa	Parkside Elementary	01-117089	03/28/19	\$ 2,120,250	\$ -
South Fork Union	Kern	South Fork Elementary	Site/Design	04/02/19	\$ 191,565	\$ 127,710
Los Angeles Unified	Los Angeles	George K Porter Middle	03-114965	04/02/19	\$ 7,598,046	\$ -
Chowchilla Elementary	Madera	Merle L Fuller Elementary	02-116478	04/02/19	\$ 2,416,860	\$ -
Huntington Beach City Elementary	Orange	S A Moffett Elementary	04-116538	04/02/19	\$ 424,168	\$ -
Tahoe-Truckee Unified	Placer	Tahoe Truckee High	02-115331	04/02/19	\$ 3,467,947	\$ -
Soquel Union Elementary	Santa Cruz	Main Street Elementary	01-117139	04/02/19	\$ 2,095,486	\$ -
Templeton Unified	San Luis Obispo	Templeton Elementary	03-117573	04/03/19	\$ 1,957,550	\$ -
Armona Union Elementary	Kings	Armona Elementary	02-117025	04/04/19	\$ 2,854,069	\$ 1,902,713
Riverside Unified	Riverside	Harrison Elementary	04-117796	04/04/19	\$ 1,458,062	\$ -
Temecula Valley Unified	Riverside	Helen Hunt Jackson Elementary	04-117950	04/04/19	\$ 1,522,390	\$ -
Riverside Unified	Riverside	Jefferson Elementary	04-117816	04/05/19	\$ 1,110,222	\$ -

SFP APPLICATIONS
Modernization Acknowledged Applications Received Past Existing Authority as of July 31, 2019

District	County	Site Name	DSA Number	50-04 Date Received	Estimated State Grant (a)	Estimated Financial Hardship (b)
Fresno Unified	Fresno	Florence E Rata	02-116111	04/08/19	\$ 819,553	\$ -
Guerneville Elementary	Sonoma	Guerneville Elementary	01-117460	04/08/19	\$ 421,564	\$ -
Moreno Valley Unified	Riverside	Palm Middle	04-117812	04/09/19	\$ 6,732,139	\$ -
Downey Unified	Los Angeles	Downey High	03-118501	04/11/19	\$ 18,649,535	\$ -
Downey Unified	Los Angeles	Old River Elementary	03-118264	04/11/19	\$ 467,316	\$ -
Downey Unified	Los Angeles	Unsworth (Edith) Elementary	03-118550	04/11/19	\$ 1,821,033	\$ -
Santa Paula Unified	Ventura	Blanchard Elementary	03-117337	04/12/19	\$ 647,211	\$ -
Fremont Unified	Alameda	Mission Valley Elementary	01-117258	04/15/19	\$ 1,367,183	\$ -
Riverside Unified	Riverside	Sunshine Special Education	04-117554	04/15/19	\$ 303,327	\$ -
Fremont Unified	Alameda	Oliveira Elementary	01-117218	04/16/19	\$ 2,381,856	\$ -
Kelseyville Unified	Lake	Kelseyville Elementary	01-111111	04/17/19	\$ 2,020,798	\$ 1,347,199
Azusa Unified	Los Angeles	Paramount Elementary	03-119621	04/17/19	\$ 2,097,086	\$ -
Riverside Unified	Riverside	Madison Elementary	04-117805	04/18/19	\$ 2,213,564	\$ -
Richgrove Elementary	Tulare	Richgrove Elementary	02-117127	04/18/19	\$ 1,293,545	\$ 862,363
Moreno Valley Unified	Riverside	Seneca Elementary	04-117868	04/23/19	\$ 2,519,257	\$ -
Moreno Valley Unified	Riverside	Butterfield Elementary	04-117819	04/23/19	\$ 4,465,560	\$ -
Duarte Unified	Los Angeles	Maxwell Academy (PK-8)	03-118014	04/24/19	\$ 1,196,426	\$ -
Hermosa Beach City Elementary	Los Angeles	North Elementary	03-118625	04/24/19	\$ 2,762,013	\$ -
Grossmont Union High	San Diego	West Hills High	04-116370	04/24/19	\$ 1,903,755	\$ -
San Rafael City Elementary	Marin	Venetia Valley K-8	01-117438	04/25/19	\$ 880,542	\$ -
Capistrano Unified	Orange	Harold Ambuehl Elementary	04-118034	04/25/19	\$ 3,674,147	\$ -
Simi Valley Unified	Ventura	Royal High	03-117455	04/25/19	\$ 1,090,764	\$ -
Parlier Unified	Fresno	Mathew J Brletic Elementary	Site/Design	04/30/19	\$ 318,346	\$ 212,231
Parlier Unified	Fresno	Cesar E Chavez Elementary	Site/Design	04/30/19	\$ 148,376	\$ 98,917
Parlier Unified	Fresno	John C Martinez Elementary	Site/Design	04/30/19	\$ 341,334	\$ 227,556
Parlier Unified	Fresno	Parlier High	Site/Design	04/30/19	\$ 366,567	\$ 244,378
Parlier Unified	Fresno	Parlier Junior High	Site/Design	04/30/19	\$ 159,149	\$ 106,099
Parlier Unified	Fresno	San Joaquin Valley High	Site/Design	04/30/19	\$ 70,419	\$ 46,946
Santa Ana Unified	Orange	Wallace R Davis Elementary	57/66670-00-060	05/01/19	\$ 1,431,326	\$ -
Santa Ana Unified	Orange	Martin R Heninger Elementary	57/66670-00-061	05/01/19	\$ 1,709,223	\$ -
Orange Unified	Orange	Villa Park Elementary	57/66621-00-057	05/02/19	\$ 14,189,194	\$ -
Cupertino Union	Santa Clara	William Faria Elementary	57/69419-00-031	05/02/19	\$ 2,277,380	\$ -
Cupertino Union	Santa Clara	Abraham Lincoln Elementary	57/69419-00-032	05/02/19	\$ 1,935,966	\$ -
Cupertino Union	Santa Clara	Dwight D Eisenhower Elementary	57/69419-00-033	05/02/19	\$ 982,152	\$ -
Cupertino Union	Santa Clara	Chester W Nimitz Elementary	57/69419-00-034	05/02/19	\$ 534,543	\$ -
Center Joint Unified	Sacramento	North Country Elementary	57/73973-00-005	05/02/19	\$ 3,124,267	\$ 2,082,845
Ontario-Montclair	San Bernardino	Elderberry Elementary	57/67819-00-035	05/03/19	\$ 551,893	\$ -
Ontario-Montclair	San Bernardino	Corona Elementary	57/67819-00-036	05/03/19	\$ 568,368	\$ -
Escalon Unified	San Joaquin	Dent Elementary	57/68502-00-004	05/03/19	\$ 5,066,054	\$ -
Whittier City Elementary	Los Angeles	Wallen L Andrews Elementary	57/65110-00-015	05/06/19	\$ 2,226,525	\$ -
Ontario-Montclair	San Bernardino	Del Norte Elementary	57/67819-00-037	05/06/19	\$ 636,744	\$ -
Ontario-Montclair	San Bernardino	Vernon Middle	57/67819-00-038	05/06/19	\$ 307,389	\$ -
Templeton Unified	San Luis Obispo	Templeton High	57/68841-00-005	05/06/19	\$ 3,459,192	\$ -

SFP APPLICATIONS
Modernization Acknowledged Applications Received Past Existing Authority as of July 31, 2019

District	County	Site Name	DSA Number	50-04 Date Received	Estimated State Grant (a)	Estimated Financial Hardship (b)
Mesa Union Elementary	Ventura	Mesa Elementary	57/72470-00-002	05/06/19	\$ 220,709	\$ 147,140
Azusa Unified	Los Angeles	Henry Dalton Elementary	57/64279-00-025	05/07/19	\$ 629,912	\$ -
Mountain View Elementary	Los Angeles	Cogswell Elementary	57/64816-00-009	05/07/19	\$ 5,784,370	\$ -
Mountain View Elementary	Los Angeles	Monte Vista Elementary	57/64816-00-010	05/07/19	\$ 5,959,609	\$ -
Mountain View Elementary	Los Angeles	Charles T Kranz Intermediate	57/64816-00-011	05/07/19	\$ 7,017,104	\$ -
Mountain View Elementary	Los Angeles	Miramonte Elementary	57/64816-00-012	05/07/19	\$ 3,115,962	\$ -
Mountain View Elementary	Los Angeles	Miramonte Elementary	57/64816-00-013	05/07/19	\$ 2,793,804	\$ -
Riverside Unified	Riverside	Sierra Middle	57/67215-00-041	05/08/19	\$ 98,997	\$ -
Redding Elementary	Shasta	Manzanita Elementary	57/70110-00-007	05/08/19	\$ 705,100	\$ -
Grossmont Union High	San Diego	El Capitan High	57/68130-00-036	05/09/19	\$ 155,309	\$ -
Templeton Unified	San Luis Obispo	Templeton High	57/68841-00-006	05/09/19	\$ 1,467,363	\$ -
Edison Elementary	Kern	Orangewood Elementary	57/63438-00-005	05/10/19	\$ 740,114	\$ 493,409
Paramount Unified	Los Angeles	Lakewood Elementary	57/64873-00-012	05/15/19	\$ 2,643,486	\$ -
Folsom-Cordova Unified	Sacramento	Theodore Judah Elementary	57/67330-00-007	05/16/19	\$ 1,638,194	\$ -
Capistrano Unified	Orange	Palisades Elementary	57/66464-00-024	05/20/19	\$ 3,509,415	\$ -
Saddleback Valley Unified	Orange	Lake Forest Elementary	57/73635-00-041	05/20/19	\$ 4,906,308	\$ -
Coachella Valley Unified	Riverside	Palm View Elementary	57/73676-00-006	05/20/19	\$ 2,729,876	\$ -
El Tejon Unified	Kern	Frazier Park Elementary	57/75168-00-001	05/20/19	\$ 234,941	\$ 156,627
El Tejon Unified	Kern	Frazier Mountain High	57/75168-00-002	05/20/19	\$ 253,703	\$ 169,135
El Tejon Unified	Kern	El Tejon Elementary	57/75168-00-003	05/20/19	\$ 194,246	\$ 129,498
Island Union Elementary	Kings	Island Elementary	57/63933-00-002	05/23/19	\$ 252,264	\$ 168,176
Downey Unified	Los Angeles	Lewis (Ed C) Elementary	57/64451-00-036	05/23/19	\$ 1,209,734	\$ -
Novato Unified	Marin	Loma Verde Elementary	57/65417-00-023	05/23/19	\$ 472,056	\$ -
Novato Unified	Marin	Lynwood Elementary	57/65417-00-024	05/23/19	\$ 1,184,380	\$ -
Folsom-Cordova Unified	Sacramento	Folsom Hills Elementary	57/67330-00-008	05/23/19	\$ 3,060,565	\$ -
Oxnard	Ventura	Christa McAuliffe Elementary	57/72538-00-031	05/29/19	\$ 119,762	\$ -
Greenfield Union Elementary	Monterey	Vista Verde Middle	57/66035-00-004	05/31/19	\$ 174,974	\$ 116,649
Greenfield Union Elementary	Monterey	Mary Chapa Academy	57/66035-00-005	05/31/19	\$ 342,363	\$ 228,242
Greenfield Union Elementary	Monterey	Oak Avenue Elementary	57/66035-00-006	05/31/19	\$ 235,195	\$ 156,797
Capistrano Unified	Orange	Aliso Niguel High	57/66464-00-025	05/31/19	\$ 2,455,487	\$ -
Santa Ynez Valley Union High	Santa Barbara	Santa Ynez Valley Union High	57/69328-00-003	05/31/19	\$ 1,583,921	\$ -
Tustin Unified	Orange	C C Lambert Elementary	57/73643-00-023	05/31/19	\$ 563,209	\$ -
Tustin Unified	Orange	C E Utt Middle	57/73643-00-024	05/31/19	\$ 1,823,626	\$ -
Tustin Unified	Orange	Robert Heideman Elementary	57/73643-00-025	05/31/19	\$ 921,615	\$ -
Tustin Unified	Orange	Tustin High	57/73643-00-026	05/31/19	\$ 2,301,359	\$ -
Tustin Unified	Orange	Tustin High	57/73643-00-027	05/31/19	\$ 2,301,359	\$ -
Manhattan Beach Unified	Los Angeles	Pacific Elementary	57/75333-00-008	05/31/19	\$ 2,064,634	\$ -
Manhattan Beach Unified	Los Angeles	Mira Costa High	57/75333-00-009	05/31/19	\$ 1,769,028	\$ -
Placer Union High	Placer	Colfax High	57/66894-00-013	06/04/19	\$ 1,471,979	\$ -
Placer Union High	Placer	Placer High	57/66894-00-014	06/04/19	\$ 3,804,717	\$ -
Freshwater Elementary	Humboldt	Freshwater Elementary	57/62828-00-002	06/05/19	\$ 415,960	\$ 277,307
San Jose Unified	Santa Clara	Willow Glen Elementary	57/69666-00-049	06/05/19	\$ 1,651,049	\$ -
Irvine Unified	Orange	Lakeside Middle	57/73650-00-034	06/06/19	\$ 435,346	\$ -

SFP APPLICATIONS
Modernization Acknowledged Applications Received Past Existing Authority as of July 31, 2019

District	County	Site Name	DSA Number	50-04 Date Received	Estimated State Grant (a)	Estimated Financial Hardship (b)
Irvine Unified	Orange	Bonita Canyon Elementary	57/73650-00-035	06/06/19	\$ 152,715	\$ -
Irvine Unified	Orange	Greentree Elementary	57/73650-00-036	06/06/19	\$ 249,055	\$ -
John Swett Unified	Contra Costa	John Swett High	57/61697-00-004	06/11/19	\$ 3,398,076	\$ -
Newport-Mesa Unified	Orange	Harbor View Elementary	57/66597-00-047	06/12/19	\$ 2,603,395	\$ -
Newport-Mesa Unified	Orange	Maude B Davis Elementary	57/66597-00-048	06/12/19	\$ 1,087,192	\$ -
Santa Barbara Unified	Santa Barbara	Washington Elementary	57/76786-00-013	06/12/19	\$ 760,269	\$ -
Santa Barbara Unified	Santa Barbara	Cleveland Elementary	57/76786-00-014	06/12/19	\$ 860,420	\$ -
San Joaquin County Office of Education	San Joaquin	John J McFall Elementary	57/10397-00-005	06/13/19	\$ 496,086	\$ 330,724
Yuba County Office of Education	Yuba	Virginia School	57/10587-00-006	06/13/19	\$ 282,975	\$ 188,650
Whittier City Elementary	Los Angeles	Orange Grove Elementary	57/65110-00-016	06/13/19	\$ 1,689,998	\$ -
Norris Elementary	Kern	Olive Drive Elementary	57/63693-00-002	06/14/19	\$ 2,343,802	\$ -
San Francisco Unified	San Francisco	Washington (George) High	57/68478-63-006	06/14/19	\$ 16,508,360	\$ -
Piedmont City Unified	Alameda	Piedmont High	57/61275-00-006	06/18/19	\$ 2,058,582	\$ -
San Jose Unified	Santa Clara	Peter Burnett Middle	57/69666-00-050	06/18/19	\$ 1,177,524	\$ -
San Jose Unified	Santa Clara	Willow Glen Middle	57/69666-00-051	06/18/19	\$ 1,256,733	\$ -
Santa Ana Unified	Orange	Walker Elementary	57/66670-00-062	06/19/19	\$ 2,465,677	\$ -
Santa Ana Unified	Orange	Cesar E Chavez High	57/66670-00-063	06/19/19	\$ 1,141,119	\$ -
Santa Ana Unified	Orange	Pio Pico Elementary	57/66670-00-064	06/19/19	\$ 2,116,589	\$ -
Elk Grove Unified	Sacramento	Sheldon High	57/67314-00-035	06/19/19	\$ 3,424,572	\$ -
Newport-Mesa Unified	Orange	Estancia High	57/66597-00-049	06/21/19	\$ 2,220,906	\$ -
Newport-Mesa Unified	Orange	Heinz Kaiser Elementary	57/66597-00-050	06/21/19	\$ 1,742,838	\$ -
Tustin Unified	Orange	Foothill High	57/73643-00-028	06/24/19	\$ 1,730,669	\$ -
Yuba County Office of Education	Yuba	Anna Bell Karr	57/10587-00-002	06/25/19	\$ 195,789	\$ 130,526
San Ramon Valley Unified	Contra Costa	Twin Creeks Elementary	57/61804-00-043	06/25/19	\$ 716,811	\$ -
Kings Canyon Joint Unified	Fresno	Great Western Elementary	57/62265-00-027	06/25/19	\$ 2,240,181	\$ -
Whittier City Elementary	Los Angeles	Lou Henry Hoover Elementary	57/65110-00-017	06/26/19	\$ 2,910,388	\$ -
San Marcos Unified	San Diego	Alvin M Dunn Elementary	57/73791-00-010	06/26/19	\$ 1,013,632	\$ -
Garden Grove Unified	Orange	Faylane Elementary	57/66522-00-097	06/27/19	\$ 337,455	\$ -
Garden Grove Unified	Orange	Riverdale Elementary	57/66522-00-098	06/27/19	\$ 715,239	\$ -
Garden Grove Unified	Orange	Parkview Elementary	57/66522-00-099	06/27/19	\$ 535,442	\$ -
Garden Grove Unified	Orange	R F Hazard Elementary	57/66522-00-100	06/27/19	\$ 138,941	\$ -
Garden Grove Unified	Orange	Donald S Jordan Intermediate	57/66522-00-101	06/27/19	\$ 257,453	\$ -
Monterey Peninsula Unified	Monterey	Monterey High	57/66092-00-032	06/28/19	\$ 1,847,583	\$ -
Eureka City Schools	Humboldt	Lincoln Elementary	57/75515-00-012	06/28/19	\$ 2,151,390	\$ -
San Francisco Unified	San Francisco	Lafayette Elementary	57/68478-63-007	07/01/19	\$ 1,746,645	\$ -
San Ramon Valley Unified	Contra Costa	Sycamore Valley Elementary	57/61804-00-044	07/02/19	\$ 3,098,753	\$ -
Davis Joint Unified	Yolo	Ralph Waldo Emerson Junior High	57/72678-00-019	07/03/19	\$ 1,957,608	\$ -
Santa Barbara Unified	Santa Barbara	Santa Barbara Junior High	57/76786-00-015	07/03/19	\$ 5,836,750	\$ -
Pomona Unified	Los Angeles	Roosevelt Elementary	57/64907-00-036	07/11/19	\$ 3,700,706	\$ -
Moreno Valley Unified	Riverside	Serrano Elementary	57/67124-00-017	07/11/19	\$ 3,284,803	\$ 2,189,869
Moreno Valley Unified	Riverside	Hidden Springs Elementary	57/67124-00-018	07/11/19	\$ 1,277,989	\$ 851,993
Moreno Valley Unified	Riverside	Hendrick Ranch Elementary	57/67124-00-019	07/11/19	\$ 1,818,818	\$ 1,212,545
Moreno Valley Unified	Riverside	Cloverdale Elementary	57/67124-00-020	07/11/19	\$ 3,815,272	\$ 2,543,515

SFP APPLICATIONS

Modernization Acknowledged Applications Received Past Existing Authority as of July 31, 2019

District	County	Site Name	DSA Number	50-04 Date Received	Estimated State Grant (a)	Estimated Financial Hardship (b)
Moreno Valley Unified	Riverside	Bear Valley Elementary	57/67124-00-021	07/11/19	\$ 4,476,071	\$ 2,984,047
Moreno Valley Unified	Riverside	Mountain View Middle	57/67124-00-022	07/11/19	\$ 6,770,235	\$ 4,513,490
Moreno Valley Unified	Riverside	Honey Hollow Elementary	57/67124-00-023	07/11/19	\$ 3,141,216	\$ 2,094,144
Moreno Valley Unified	Riverside	Ridge Crest Elementary	57/67124-00-024	07/11/19	\$ 2,695,299	\$ 1,796,866
Yuba County Office of Education	Yuba	Virginia School	57/10587-00-005	07/19/19	\$ 843,714	\$ 562,476
Placer Union High	Placer	Del Oro High	57/66894-00-015	07/19/19	\$ 3,939,831	\$ -
Azusa Unified	Los Angeles	Charles H Lee Elementary	57/64279-00-026	07/22/19	\$ 2,799,664	\$ -
Azusa Unified	Los Angeles	Gladstone High	57/64279-00-027	07/22/19	\$ 867,640	\$ -
Galt Joint Union Elementary	Sacramento	Vernon E Greer Elementary	57/67348-00-004	07/22/19	\$ 2,249,078	\$ -
Washington Unified	Yolo	Elkhorn Village Elementary	57/72694-00-018	07/23/19	\$ 1,425,135	\$ -
San Jose Unified	Santa Clara	Leland High	57/69666-00-052	07/26/19	\$ 2,172,167	\$ -
Montague Elementary	Siskiyou	Montague Elementary	57/70417-00-002	07/26/19	\$ 1,221,836	\$ 814,557
					\$ 417,928,521	\$ 32,471,008
					\$	450,399,528

Section 1859.81. Financial Hardship.

Except for Joint-Use Projects and Career Technical Education Facilities Projects, a district is eligible for financial hardship to fund all or a portion of its matching share requirement after demonstrating the requirements of (a), (c), and (d) below:

- (a) The district is financially unable to provide all necessary matching funds for an eligible project. To determine this, an analysis shall be made of the district's financial records by the OPSC including data and records maintained by the CDE and the County Office of Education. The analysis shall consist of a review of the district's latest Independent Audit regarding funds available from all capital facility accounts, including, but not limited to, developer fees, funds generated from capital facility certificates of participation, federal grants, redevelopment funds, sale proceeds from surplus property, the appraised value of facilities approved for replacement pursuant to Section 1859.82, bond funds either encumbered, unencumbered or authorized but unsold, and savings from other SFP projects. All funds thus identified that have not been expended or encumbered by a contractual agreement for a specific capital outlay purpose prior to the initial request for financial hardship status shall be deemed available as a matching contribution.

After the initial request for financial hardship status is granted, no further encumbrances will be approved by the OPSC and all prospective revenue made available to the district's capital facility accounts shall be deemed available as matching contribution on the subsequent financial hardship review, with the exception of:

- (1) Approved interim housing expenditures.
- (2) Funding to pay for previously recognized multi-year encumbrances approved at the initial financial hardship approval.
- (3) Funding that is transferred into a Special Reserve Fund and is used for the express purpose of the Federal Renovation Program when the amount expended out of that fund does not exceed the maximum Federal Renovation Grant amount.
- (4) Funding that is transferred into a Special Reserve Fund and is used for the express purpose of the School Facilities Needs Assessment Grant Program or Emergency Repair Program when the amount expended out of that fund does not exceed the maximum grant amount apportioned.
- (5) Funding that is transferred into a Special Reserve Fund and is used for the express purpose of the Career Technical Education Facilities Program when the amount expended out of that fund does not exceed the applicant's share of the maximum grant amount apportioned.
- (6) Funding that is transferred into a Special Reserve Fund and used for the express purpose of the Overcrowding Relief Grant when the amount expended out of that fund does not exceed the amount of the site acquisition and design costs of the project and the district has submitted an approved Form SAB 50-11.
- (7) Funding that is used for the express purpose of reimbursing the State a proportionate share of financial hardship received when there has been a transfer of a special education program and title to the facility. In addition, the funding was used within five years of the title transfer.
- (8) Funding to pay for obtaining a structural report pursuant to Section 1859.82 for an approvable and funded seismic mitigation project.
- (9) All other capital facility funding for a period of three years when no subsequent financial hardship request is made during this period, with the exception of the funding identified in (6). The three-year period begins with the date of the most recent financial hardship new construction or modernization adjusted grant funding apportionment.

When Overcrowding Relief Grant funding is set aside pursuant to (6) and the School District has not submitted, or the OPSC has not accepted, a Form SAB 50-04 for an Overcrowding Relief Grant within three years from the date of deposit into the Special Reserve Fund, or the School District has not met the requirements in Sections 1859.90 or 1859.105, remaining funds plus interest accrued at the Pooled Money Investment Board rate at that time period shall be deemed available as matching contribution on a subsequent financial hardship project or be captured through an audit adjustment pursuant to Section 1859.106.

The financial hardship analysis is subject to approval by the Board.

- (b) From the funds deemed available as a matching contribution, the district may retain \$19,776 per classroom in each enrollment reporting period for the cost to provide interim housing for the currently unhoused pupils of the district. The amount shown shall be adjusted annually in the manner prescribed in Section 1859.71. The number of classrooms needed for interim housing for the currently unhoused pupils shall be the sum of the positive numbers determined in (b)(7) as follows:
- (1) Determine the current enrollment of the district by grade level as shown on the latest Form SAB 50-01.
 - (2) Determine the New Construction Grants apportioned by grade level for all SFP projects and LPP funded under the provisions of Sections 1859.12 or 1859.13 where the district has submitted Form SAB 50-06 indicating that the project is 100 percent complete.
 - (3) Subtract (b)(2) from (b)(1).
 - (4) Determine the number of classrooms by grade level reported in Part 1, Line 8 on Form SAB 50-02.
 - (5) Multiply the classrooms determined in (b)(4) by 25 for K-6, 27 for 7-12, 13 for Non-Severe and 9 for Severe.
 - (6) Subtract the product determined in (b)(5) from the difference determined in (b)(3) by grade level.
 - (7) Divide the difference by grade level determined in (b)(6) by 25 for K-6, 27 for 7-12, 13 for Non-Severe and 9 for Severe and round up to the nearest whole number.

From the funds deemed available as a matching contribution, the district may also retain \$19,776 per portable toilet unit in each reporting period for the cost to provide necessary interim toilet facilities for the currently unhoused pupils of the district. The amount shown shall be adjusted annually in the manner prescribed in Section 1859.71. The number of toilet facilities needed for interim housing shall be the sum of the positive numbers determined in (b)(7) divided by eight rounded up to the nearest whole number.

From the funds deemed available as a matching contribution, the district may also retain \$19,776 per classroom in each reporting period for the cost to provide necessary interim housing for the currently unhoused pupils displaced as a result of a SAB approved seismic mitigation project pursuant to Section 1859.82. The amount shown shall be adjusted annually in the manner prescribed in Section 1859.71. The number of classrooms needed for interim housing shall be the quotient of the displaced pupils by 25 for K-6, 27 for 7-12, 13 for Non-Severe and 9 for Severe and round up to the nearest whole number.

If the district's available funds, as determined by the OPSC analysis less costs for interim housing, is less than its matching share, the district will be deemed to have met the requirements of this Subsection.

- (c) The district has made all reasonable efforts to fund its matching share of the project by demonstrating it is levying the developer fee justified under law or an alternative revenue source equal to or greater than the developer fee otherwise justified under law at the time of request for hardship and the district meets at least one of the following:
- (1) The current outstanding bonded indebtedness of the district issued for the purpose of constructing school facilities in accordance with Education Code Section 17072.35 or 17074.25 as appropriate, at the time of request for financial hardship status, is at least 60 percent of the district's total bonding capacity. Outstanding bonded indebtedness includes that part of general obligation bonds, Mello-Roos Bonds, School Facility Improvement District Bonds and certificates of participation which the district is paying a debt service that was issued for capital outlay school facility purposes.
 - (2) The district had a successful registered voter bond election for at least the maximum amount allowed under Proposition 39 within the previous two years from the date of request for financial hardship status. The proceeds from the bond election that represent the maximum amount allowed under the provisions of Proposition 39 must be used to fund the district's matching share requirement for SFP project(s).
 - (3) It is a County Superintendent of Schools.
 - (4) The district's total bonding capacity at the time of the request for financial hardship status is \$5 million or less.
 - (5) Other evidence of reasonable effort as approved by the SAB.

If the district's request for financial hardship status is denied by the Board, the district may be deemed eligible for rental payments of \$2,000 per year per classroom under the Emergency School Classroom Law of 1979 for a two year period when

relocatable classroom buildings are available and the district provides financial documentation that it is unable to afford the full rental amount and any other information satisfactory to the Board that the rental reduction is necessary. The number of classrooms eligible for the \$2,000 rental payments shall be the sum of the numbers determined in (c)(5)(B) as follows:

- (A) Determine the number of pupils by grade level that the district requested a New Construction Grant on the Form SAB 50-04 that were denied financial hardship status.
- (B) Divide the number by grade level determined in (c)(5)(A) by 25 for K-6, 27 for 7-12, 13 for Non-Severe and 9 for Severe and round up to the nearest whole number.
- (d) The district has not signed a contract for acquisition or construction of classrooms that replace existing facility(ies), which were included in the determination of the district's new construction eligibility pursuant to Education Code Section 17071.75, in a locally funded project during the five-year period immediately preceding the district's application for financial hardship assistance. This restriction may be lifted if the Board finds that unforeseen and extenuating circumstances existed that required the district to use local funds to replace the facility(ies).
- (e) If the district meets the financial hardship requirements in this Section, the amount of financial hardship is equal to the district's matching share less funds deemed available in (a).
- (1) Once a district has been notified by OPSC that it meets the requirements of financial hardship in this Section, the district may file Form SAB 50-04 under the provisions of financial hardship anytime within a period of 180 calendar days from the date of the OPSC notification.
- (2) If the district does not submit Form SAB 50-04 under the provisions of financial hardship within 180 calendar days of the OPSC notification of approval of financial hardship status, the district must re-qualify for financial hardship status under the provisions of this Section by submittal of a new request for financial hardship status.
- (3) If the project(s) has been included on an unfunded list for more than 180 calendar days, a review of the district's funds pursuant to (a) will be made to determine if additional district funds are available to fund the district's matching share of the project(s).

Financial hardship approval status by the OPSC for a separate design and/or site apportionment does not apply to any subsequent funding for the project(s).

- (f) If the district submits Form SAB 50-04 within 180 calendar days of the OPSC notification of approval of financial hardship and the project(s) has been included on the "Unfunded List (Lack of AB 55 Loans)" for more than 180 calendar days as a result of the State of California's inability to provide interim financing from the Pooled Money Investment Account (AB 55 loans), the Board may suspend the unfunded review requirement as defined in Regulation Section 1859.81(e). Projects added to any other unfunded list shall be subject to the review detailed in Regulation Section 1859.81(e). Regulation Section 1859.81(f) shall become inoperative July 1, 2011.
- (g) A project added to an unfunded list on or after July 1, 2011 will be subject to the review detailed in section (e)(3). For projects added to an unfunded list between February 25, 2009 and June 30, 2011, only the district's financial records on or after July 1, 2011 will be considered in calculating any adjustment to the district's matching share.
- (h) On or after September 22, 2017, a district may submit a request for funding in advance of obtaining a determination of Financial Hardship.
 - (1) To be considered for Financial Hardship, the district must check the box on the Form SAB 50-04 requesting Financial Hardship pursuant to this subsection when submitting a request for funding.
 - (2) Prior to processing an application OPSC will notify the district in writing to submit the necessary documentation for a Financial Hardship analysis pursuant to (a), (b), (c) and (d). OPSC will not accept any documents for a Financial Hardship analysis in advance of the notification. Failure to submit the requested documentation within 60 calendar days of OPSC's notification will result in either a. or b.:
 - a. District may amend their Form SAB 50-04 to exclude the request for Financial Hardship determination.
 - b. OPSC will return the request for funding and related materials to the district.
 - (3) Upon notification of Financial Hardship approval, any Form SAB 50-04 processed within 180 calendar days of the approval date will be included in the approval.
 - (4) For any Form SAB 50-04 processed more than 180 calendar days after the date of the Financial Hardship approval the district shall re-qualify for Financial Hardship status.

Note: Authority cited: Sections 17070.35, 17075.15, 17078.72 and 17592.73, Education Code.

Reference: Sections 17071.75, 17075.10, 17075.15, and 17079.20, Education Code.