

State Allocation Board Agenda



Lisa Silverman, Executive Officer
Office of Public School Construction
707 Third Street
West Sacramento, CA 95605

Public Meeting
Wednesday, April 24, 2019
State Treasurer's Office
915 Capitol Mall, Room 587*
Sacramento, CA 95814
4:00 p.m.*

General Information
(916) 376-1771

For further information please contact your Project Manager.

*Meeting room and time subject to change.

A copy of the 10-Day Notice can be found on the [OPSC website](#).

April 24, 2019
Agenda

<u>TAB</u>	<u>SUBJECT</u>	<u>PRESENTER</u>	<u>PAGE</u>
	Call Meeting to Order	Chair	
	Roll Call	Secretary	
	Table of Contents		i - ii
1	Alphabetical Listing		iii - vi
2	Minutes of March 27, 2019		1 - 4a
3	Executive Officer Statement		5 - 6
4	<u>CONSENT AGENDA</u>		
	<u>SCHOOL FACILITY PROGRAM</u>		
	Resolution		7
	Eligibility Approvals and Adjustments		8 - 17
	Priorities in School Construction Funding		18 - 139
	Unfunded Approvals (Lack of AB 55 Loans)		140 - 177
	Funding		178
	Charter School Facilities Program Partial Rescission		179 - 183
	Charter School Facilities Program Extension to Conversion Deadline		184 - 186
	School Facility Program Substantial Progress Reduction to Costs Incurred		187 - 188
	Facility Hardship/Rehabilitation Program		189 - 198
	<u>OTHER PROGRAMS</u>		
	Unused Sites Program		199 - 201

NEXT MONTHLY STATE ALLOCATION BOARD MEETING – MAY 22, 2019

April 24, 2019
Agenda

<u>TAB</u>	<u>SUBJECT</u>	<u>PAGE</u>
5	<u>FINANCIAL REPORTS</u>	
	STATUS OF FUND RELEASES	202 - 203
	STATUS OF FUNDS	204 - 221
6	<u>APPEALS</u>	
	LOS ANGELES UNIFIED/LOS ANGELES 58/64733-00-004	222 - 233
	To present the District's request to use the construction contract and change order amounts to determine the rehabilitation grant amount for a Seismic Mitigation Program project.	WITHDRAWN
7	<u>REPORTS, DISCUSSION AND INFORMATION ITEMS</u>	
	State Allocation Board Three-Month Projected Workload	234 - 235
	Dates for 2019 State Allocation Board Meetings	236
	School Facility Program Unfunded List (Lack of AB 55 Loans)	237 - 241
	School Facility Program Workload List (Reg. Section 1859.95)	242 - 287
	Full-Day Kindergarten Facilities Grant Program Workload List	288 - 291
	School Facility Program Acknowledged List (Reg. Section 1859.95.1)	292 - 295
	Facility Hardship/Rehabilitation Approvals Without Funding	296 - 297
	School Facility Program Financial Hardship Reg. Section 1859.81	298 - 301

April 24, 2019

Alphabetical Listing

School District	County	Category	Page No.
AMADOR COUNTY OFFICE OF EDUCATION	AMADOR	SFP - New Construction	Consent 18
ANAHEIM ELEMENTARY	ORANGE	SFP - Modernization	Consent 140*
ANAHEIM UNION HIGH	ORANGE	SFP - Career Tech	Consent 18
ATASCADERO UNIFIED	SAN LUIS OBISPO	SFP - Modernization	Consent 18
BAKERSFIELD CITY ELEMENTARY	KERN	SFP - New Construction	Consent 18
BAKERSFIELD CITY ELEMENTARY	KERN	SFP - New Construction	Consent 18
BAKERSFIELD CITY ELEMENTARY	KERN	SFP - Modernization	Consent 140*
BANTA ELEMENTARY	SAN JOAQUIN	SFP - New Construction	Consent 10
BEARDSLEY ELEMENTARY	KERN	SFP - New Construction	Consent 10
BEVERLY HILLS UNIFIED	LOS ANGELES	SFP - New Construction	Consent 189*
BRAWLEY ELEMENTARY	IMPERIAL	SFP - Modernization	Consent 140*
BURREL UNION ELEMENTARY	FRESNO	SFP - Modernization	Consent 140*
CARBELL UNION ELEMENTARY	SANTA CLARA	Unused Sites	Consent 199
CAPAY JOINT UNION ELEMENTARY	GLENN	SFP - Modernization	Consent 140*
CENTRAL UNIFIED	FRESNO	SFP - Modernization	Consent 18
CENTRAL UNION ELEMENTARY	KINGS	SFP - Modernization	Consent 18
CHAFFEY JOINT UNION HIGH	SAN BERNARDINO	SFP - New Construction	Consent 10
CHAFFEY JOINT UNION HIGH	SAN BERNARDINO	SFP - New Construction	Consent 140*
CHAFFEY JOINT UNION HIGH	SAN BERNARDINO	SFP - New Construction	Consent 140*
CHAFFEY JOINT UNION HIGH	SAN BERNARDINO	SFP - New Construction	Consent 140*
CHAFFEY JOINT UNION HIGH	SAN BERNARDINO	SFP - New Construction	Consent 140*
CHICO UNIFIED	BUTTE	SFP - Career Tech	Consent 18
CHICO UNIFIED	BUTTE	SFP - Career Tech	Consent 18
CLOVIS UNIFIED	FRESNO	SFP - New Construction	Consent 18
CLOVIS UNIFIED	FRESNO	SFP - Modernization	Consent 18
CLOVIS UNIFIED	FRESNO	SFP - Modernization	Consent 18
CLOVIS UNIFIED	FRESNO	SFP - Modernization	Consent 18
CLOVIS UNIFIED	FRESNO	SFP - Modernization	Consent 140*
CORNING UNION HIGH	TEHAMA	SFP - New Construction	Consent 10
CYPRESS ELEMENTARY	ORANGE	Unused Sites	Consent 200
DEL NORTE COUNTY UNIFIED	DEL NORTE	SFP - Modernization	Consent 18
DEL NORTE COUNTY UNIFIED	DEL NORTE	SFP - Modernization	Consent 18
DINUBA UNIFIED	TULARE	SFP - Modernization	Consent 140*
DINUBA UNIFIED	TULARE	SFP - Modernization	Consent 140*
DOWNEY UNIFIED	LOS ANGELES	SFP - Career Tech	Consent 18
EAST SIDE UNION HIGH	SANTA CLARA	SFP - Charter	Consent 18
EAST SIDE UNION HIGH	SANTA CLARA	SFP - Charter	Consent 18
ELK GROVE UNIFIED	SACRAMENTO	SFP - New Construction	Consent 10
ELK GROVE UNIFIED	SACRAMENTO	SFP - New Construction	Consent 140*
ELK GROVE UNIFIED	SACRAMENTO	SFP - Career Tech	Consent 18
ELK GROVE UNIFIED	SACRAMENTO	SFP - Career Tech	Consent 18
ELK GROVE UNIFIED	SACRAMENTO	SFP - Modernization	Consent 10
ELK GROVE UNIFIED	SACRAMENTO	SFP - Modernization	Consent 140*
FALLBROOK UNION ELEMENTARY	SAN DIEGO	SFP - New Construction	Consent 18
FALLBROOK UNION ELEMENTARY	SAN DIEGO	SFP - New Construction	Consent 18
FIREBAUGH-LAS DELTAS UNIFIED	FRESNO	SFP - New Construction	Consent 18
FORTUNA UNION HIGH	HUMBOLDT	SFP - Modernization	Consent 18
FREMONT UNION HIGH	SANTA CLARA	SFP - New Construction	Consent 10
FREMONT UNION HIGH	SANTA CLARA	SFP - New Construction	Consent 8
FREMONT UNION HIGH	SANTA CLARA	SFP - New Construction	Consent 140*
FREMONT UNION HIGH	SANTA CLARA	SFP - Modernization	Consent 10

April 24, 2019

Alphabetical Listing

School District	County	Category	Page No.
FREMONT UNION HIGH	SANTA CLARA	SFP - Modernization	Consent 140*
FRESNO UNIFIED	FRESNO	SFP - New Construction	Consent 18
FRESNO UNIFIED	FRESNO	SFP - COS	Consent 18
FRESNO UNIFIED	FRESNO	SFP - Career Tech	Consent 18
GARDEN GROVE UNIFIED	ORANGE	SFP - New Construction	Consent 18
GARDEN GROVE UNIFIED	ORANGE	SFP - New Construction	Consent 18
GRIDLEY UNIFIED	BUTTE	SFP - New Construction	Consent 10
GROSSMONT UNION HIGH	SAN DIEGO	SFP - New Construction	Consent 18
GROSSMONT UNION HIGH	SAN DIEGO	SFP - Modernization	Consent 18
HAYWARD UNIFIED	ALAMEDA	SFP - Charter	Consent 18
HAYWARD UNIFIED	ALAMEDA	SFP - Charter	Consent 18
IMPERIAL COUNTY OFFICE OF EDUCATION	IMPERIAL	SFP - New Construction	Consent 10
IRVINE UNIFIED	ORANGE	SFP - New Construction	Consent 10
IRVINE UNIFIED	ORANGE	SFP - New Construction	Consent 18
IRVINE UNIFIED	ORANGE	SFP - New Construction	Consent 140*
IRVINE UNIFIED	ORANGE	SFP - New Construction	Consent 140*
JACOBY CREEK ELEMENTARY	HUMBOLDT	SFP - New Construction	Consent 10
JEFFERSON ELEMENTARY	SAN JOAQUIN	SFP - Modernization	Consent 10
JEFFERSON ELEMENTARY	SAN JOAQUIN	SFP - Modernization	Consent 140*
JOHN SWETT UNIFIED	CONTRA COSTA	SFP - New Construction	Consent 18
KINGS CANYON JOINT UNIFIED	FRESNO	SFP - New Construction	Consent 18
KINGS CANYON JOINT UNIFIED	FRESNO	SFP - New Construction	Consent 18
KINGS CANYON JOINT UNIFIED	FRESNO	SFP - New Construction	Consent 18
KINGS CANYON JOINT UNIFIED	FRESNO	SFP - Modernization	Consent 18
KINGSBURG JOINT UNION ELEMENTARY	FRESNO	SFP - New Construction	Consent 10
KLAMATH-TRINITY JOINT UNIFIED	HUMBOLDT	SFP - New Construction	Consent 18
KLAMATH-TRINITY JOINT UNIFIED	HUMBOLDT	SFP - New Construction	Consent 18
LAKE ELSINORE UNIFIED	RIVERSIDE	SFP - New Construction	Consent 18
LARKSPUR-CORTE MADERA	MARIN	SFP - Modernization	Consent 10
LIBERTY ELEMENTARY	TULARE	SFP - New Construction	Consent 18
LIVE OAK UNIFIED	SUTTER	SFP - New Construction	Consent 10
LONG BEACH UNIFIED	LOS ANGELES	SFP - Modernization	Consent 140*
LOS ANGELES UNIFIED	LOS ANGELES	SFP - New Construction	Consent 18
LOS ANGELES UNIFIED	LOS ANGELES	SFP - New Construction	Consent 18
LOS ANGELES UNIFIED	LOS ANGELES	SFP - COS	Consent 18
LOS ANGELES UNIFIED	LOS ANGELES	SFP - ORG	Consent 18
LOS ANGELES UNIFIED	LOS ANGELES	SFP - Career Tech	Consent 18
LOS BANOS UNIFIED	MERCED	SFP - New Construction	Consent 10
LOS BANOS UNIFIED	MERCED	SFP - New Construction	Consent 18
LOS BANOS UNIFIED	MERCED	SFP - New Construction	Consent 140*
LOS MOLINOS UNIFIED	TEHAMA	SFP - Modernization	Consent 18
MANZANITA ELEMENTARY	BUTTE	SFP - New Construction	Consent 140*
MARIN COUNTY OFFICE OF EDUCATION	MARIN	SFP - New Construction	Consent 18
MARK WEST UNION	SONOMA	SFP - New Construction	Consent 10
MCFARLAND UNIFIED	KERN	SFP - New Construction	Consent 10
MCFARLAND UNIFIED	KERN	SFP - New Construction	Consent 140*
MENDOTA UNIFIED	FRESNO	SFP - Modernization	Consent 18
MENDOTA UNIFIED	FRESNO	SFP - Modernization	Consent 18
MILLVILLE ELEMENTARY	SHASTA	SFP - New Construction	Consent 10
MONSON-SULTANA JOINT UNION ELEMENTARY	TULARE	SFP - New Construction	Consent 10
MONTEREY PENINSULA UNIFIED	MONTEREY	SFP - Modernization	Consent 194*

April 24, 2019

Alphabetical Listing

School District	County	Category	Page No.
MOUNTAIN VIEW WHISMAN ELEMENTARY	SANTA CLARA	Unused Sites	Consent 201
NATOMAS UNIFIED	SACRAMENTO	SFP - Charter	Consent 18
NATOMAS UNIFIED	SACRAMENTO	SFP - Charter	Consent 18
NEEDLES UNIFIED	SAN BERNARDINO	SFP - New Construction	Consent 18
NORRIS	KERN	SFP - Modernization	Consent 18
OAKLAND UNIFIED	ALAMEDA	SFP - Charter	Consent 18
OAKLAND UNIFIED	ALAMEDA	SFP - Charter	Consent 18
OAKLAND UNIFIED	ALAMEDA	SFP - Charter	Consent 179
OAKLAND UNIFIED	ALAMEDA	SFP - Charter	Consent 18
OAKLAND UNIFIED	ALAMEDA	SFP - Charter	Consent 18
OAKLAND UNIFIED	ALAMEDA	SFP - Charter	Consent 18
OAKLAND UNIFIED	ALAMEDA	SFP - Charter	Consent 184
OAKLAND UNIFIED	ALAMEDA	SFP - Charter	Consent 18
OAKLAND UNIFIED	ALAMEDA	SFP - Charter	Consent 18
PALM SPRINGS UNIFIED	RIVERSIDE	SFP - Modernization	Consent 140*
PARADISE UNIFIED	BUTTE	SFP - Modernization	Consent 178
PLACENTIA-YORBA LINDA UNIFIED	ORANGE	SFP - Modernization	Consent 18
PORTERVILLE UNIFIED	TULARE	SFP - Modernization	Consent 18
PORTERVILLE UNIFIED	TULARE	SFP - Modernization	Consent 18
POWAY UNIFIED	SAN DIEGO	SFP - New Construction	Consent 18
RAISIN CITY ELEMENTARY	FRESNO	SFP - Modernization	Consent 18
ROBERTS FERRY UNION ELEMENTARY	STANISLAUS	SFP - New Construction	Consent 10
ROSEMEAD ELEMENTARY	LOS ANGELES	SFP - Modernization	Consent 18
ROSEMEAD ELEMENTARY	LOS ANGELES	SFP - Modernization	Consent 18
ROSS VALLEY	MARIN	SFP - New Construction	Consent 140*
ROSS VALLEY	MARIN	SFP - Modernization	Consent 18
SAN BERNARDINO CO. OFFICE OF EDUCATION	SAN BERNARDINO	SFP - New Construction	Consent 187
SAN BERNARDINO CO. OFFICE OF EDUCATION	SAN BERNARDINO	SFP - New Construction	Consent 187
SAN BERNARDINO CO. OFFICE OF EDUCATION	SAN BERNARDINO	SFP - New Construction	Consent 187
SAN BERNARDINO CO. OFFICE OF EDUCATION	SAN BERNARDINO	SFP - New Construction	Consent 187
SAN DIEGUITO UNION HIGH	SAN DIEGO	SFP - New Construction	Consent 10
SAN DIEGUITO UNION HIGH	SAN DIEGO	SFP - New Construction	Consent 140*
SAN DIEGUITO UNION HIGH	SAN DIEGO	SFP - Modernization	Consent 10
SAN FRANCISCO UNIFIED	SAN FRANCISCO	SFP - Modernization	Consent 18
SAN FRANCISCO UNIFIED	SAN FRANCISCO	SFP - Modernization	Consent 18
SAN FRANCISCO UNIFIED	SAN FRANCISCO	SFP - Modernization	Consent 18
SAN FRANCISCO UNIFIED	SAN FRANCISCO	SFP - Modernization	Consent 18
SAN FRANCISCO UNIFIED	SAN FRANCISCO	SFP - Modernization	Consent 18
SAN FRANCISCO UNIFIED	SAN FRANCISCO	SFP - Modernization	Consent 18
SAN FRANCISCO UNIFIED	SAN FRANCISCO	SFP - Modernization	Consent 18
SAN FRANCISCO UNIFIED	SAN FRANCISCO	SFP - Modernization	Consent 18
SAN FRANCISCO UNIFIED	SAN FRANCISCO	SFP - Modernization	Consent 140*
SAN FRANCISCO UNIFIED	SAN FRANCISCO	SFP - Modernization	Consent 140*
SAN FRANCISCO UNIFIED	SAN FRANCISCO	SFP - Modernization	Consent 140*
SAN FRANCISCO UNIFIED	SAN FRANCISCO	SFP - Modernization	Consent 140*
SAN JUAN UNIFIED	SACRAMENTO	SFP - Charter	Consent 18
SAN LUIS COASTAL UNIFIED	SAN LUIS OBISPO	SFP - Charter	Consent 18
SAN MIGUEL JOINT UNION ELEMENTARY	SAN LUIS OBISPO	SFP - New Construction	Consent 10
SAN RAMON VALLEY UNIFIED	CONTRA COSTA	SFP - New Construction	Consent 18
SAN RAMON VALLEY UNIFIED	CONTRA COSTA	SFP - New Construction	Consent 18
SAN RAMON VALLEY UNIFIED	CONTRA COSTA	SFP - Modernization	Consent 10

April 24, 2019

Alphabetical Listing

School District	County	Category	Page No.
SANGER UNIFIED	FRESNO	SFP - Modernization	Consent 18
SANTA BARBARA UNIFIED	SANTA BARBARA	SFP - Modernization	Consent 18
SANTA MARIA-BONITA	SANTA BARBARA	SFP - New Construction	Consent 140*
SANTA MARIA-BONITA	SANTA BARBARA	SFP - New Construction	Consent 140*
SCOTIA UNION ELEMENTARY	HUMBOLDT	SFP - Modernization	Consent 18
SEQUOIA UNION HIGH	SAN MATEO	SFP - New Construction	Consent 18
SEQUOIA UNION HIGH	SAN MATEO	SFP - New Construction	Consent 18
SHILOH ELEMENTARY	STANISLAUS	SFP - New Construction	Consent 10
SIERRA SANDS UNIFIED	KERN	SFP - Modernization	Consent 18
SULPHUR SPRINGS UNION ELEMENTARY	LOS ANGELES	SFP - New Construction	Consent 10
SULPHUR SPRINGS UNION ELEMENTARY	LOS ANGELES	SFP - New Construction	Consent 140*
SUNDALE UNION ELEMENTARY	TULARE	SFP - New Construction	Consent 10
TEMPLE CITY UNIFIED	LOS ANGELES	SFP - New Construction	Consent 10
TEMPLE CITY UNIFIED	LOS ANGELES	SFP - New Construction	Consent 140*
TEMPLE CITY UNIFIED	LOS ANGELES	SFP - Modernization	Consent 140*
TEMPLETON UNIFIED	SAN LUIS OBISPO	SFP - Modernization	Consent 18
THREE RIVERS UNION ELEMENTARY	TULARE	SFP - Modernization	Withdrawn
VACAVILLE UNIFIED	SOLANO	SFP - Modernization	Consent 18
WEST CONTRA COSTA UNIFIED	CONTRA COSTA	SFP - Modernization	Withdrawn
WEST SIDE UNION ELEMENTARY	SONOMA	SFP - New Construction	Consent 10
WILLIAMS UNIFIED	COLUSA	SFP - New Construction	Consent 10
WILMAR UNION ELEMENTARY	SONOMA	SFP - Modernization	Consent 18
WISEBURN UNIFIED	LOS ANGELES	SFP - Career Tech	Consent 18
WOODLAKE UNIFIED	TULARE	SFP - Modernization	Consent 18
WOODLAKE UNIFIED	TULARE	SFP - Modernization	Withdrawn
YUBA COUNTY OFFICE OF EDUCATION	YUBA	SFP - New Construction	Consent 18
YUBA COUNTY OFFICE OF EDUCATION	YUBA	SFP - New Construction	Consent 18
YUBA COUNTY OFFICE OF EDUCATION	YUBA	SFP - New Construction	Consent 18
YUBA COUNTY OFFICE OF EDUCATION	YUBA	SFP - New Construction	Consent 18
YUBA COUNTY OFFICE OF EDUCATION	YUBA	SFP - New Construction	Consent 18
YUBA COUNTY OFFICE OF EDUCATION	YUBA	SFP - New Construction	Consent 18
YUBA COUNTY OFFICE OF EDUCATION	YUBA	SFP - New Construction	Consent 18
YUBA COUNTY OFFICE OF EDUCATION	YUBA	SFP - New Construction	Consent 18
YUBA COUNTY OFFICE OF EDUCATION	YUBA	SFP - Modernization	Consent 18
YUBA COUNTY OFFICE OF EDUCATION	YUBA	SFP - Modernization	Consent 18
YUBA COUNTY OFFICE OF EDUCATION	YUBA	SFP - Modernization	Consent 18
YUBA COUNTY OFFICE OF EDUCATION	YUBA	SFP - Modernization	Consent 18
YUBA COUNTY OFFICE OF EDUCATION	YUBA	SFP - Modernization	Consent 18
YUBA COUNTY OFFICE OF EDUCATION	YUBA	SFP - Modernization	Consent 18
YUBA COUNTY OFFICE OF EDUCATION	YUBA	SFP - Modernization	Consent 18
YUBA COUNTY OFFICE OF EDUCATION	YUBA	SFP - Modernization	Consent 18

OPSC PROGRAM CODES

SCHOOL FACILITY PROGRAM (SFP)

- 50 – NEW CONSTRUCTION
- 51 – FACILITY HARDSHIP NEW CONSTRUCTION
- 52 – SFP JOINT-USE
- 53 – CRITICALLY OVERCROWDED SCHOOLS
- 54 – CHARTER SCHOOL FACILITIES PROGRAM
- 55 – CAREER TECH NEW CONSTRUCTION
- 56 – OVERCROWDING RELIEF GRANT PROGRAM
- 57 – MODERNIZATION
- 58 – FACILITY HARDSHIP MODERNIZATION
- 59 – CAREER TECH MODERNIZATION

OTHER PROGRAMS

- 25 – STATE RELOCATABLE CLASSROOM PROGRAM
- 34 – AIR CONDITIONING AND/OR INSULATION PROGRAM
- 40 – DEFERRED MAINTENANCE PROGRAM
- 61 – EMERGENCY REPAIR PROGRAM
- 70 – FULL-DAY KINDERGARTEN FACILITIES GRANT PROGRAM NEW
CONSTRUCTION
- 71 – FULL-DAY KINDERGARTEN FACILITIES GRANT PROGRAM RETROFIT

MINUTES
State Allocation Board
March 27, 2019

Upon notice duly given, the meeting of the State Allocation Board (SAB) was held at the State Capitol, Room 113, in Sacramento, California on March 27, 2019 at 4:00 p.m.

Members of the SAB present were as follows:

- Keely Bosler, Director, Department of Finance
- Daniel Kim, Director, Department of General Services
- Juan Mireles, Director, School Facilities and Transportation Services Division, California Department of Education (CDE), designated representative for Tony Thurmond, Superintendent of Public Instruction
- Cesar Diaz, appointee of Edmund G. Brown, Jr., former Governor of the State of California
- Senator Scott Wilk
- Senator Connie Leyva
- Senator Richard Roth
- Assembly Member Adrin Nazarian
- Assembly Member James Gallagher

Member of the SAB absent was as follows:

- Assembly Member Patrick O'Donnell

Representative of the SAB was as follows:

Lisa Silverman, Executive Officer

Representatives of the Department of General Services, Office of Public School Construction (OPSC), were as follows:

Lisa Silverman, Executive Officer
 Barbara Kampmeinert, Deputy Executive Officer

Representative of the Department of General Services, Office of Legal Services, was as follows:

Thomas Patton, Assistant Chief Counsel

With a quorum present, Ms. Bosler, Chair, called the meeting to order at 4:05 p.m. The Chair welcomed Senators Connie Leyva and Richard Roth and introduced them as the two newest members of the SAB.

PRIOR MINUTES

A motion was made to approve the February 27, 2019 SAB Minutes. The Chair called for a roll-call vote and the motion carried per the following votes:

MEMBER	AYE	NAY	ABSTAIN	ABSENT
Senator Wilk	X			
Senator Leyva	X			
Senator Roth	X			
Assembly Member Nazarian	X			
Assembly Member O'Donnell				X
Assembly Member Gallagher	X			
Juan Mireles	X			
Cesar Diaz (Governor's Appointee)	X			
Daniel Kim	X			
Keely Bosler	X			
Total	9			1

Motion:

Carried X
 Failed

EXECUTIVE OFFICER'S STATEMENT

The Executive Officer informed the SAB of the following:

Upcoming Bond Sale

A General Obligation Bond sale was in progress and OPSC anticipated receiving bond proceeds from the sale for the School Facility Program (SFP). OPSC will present Priority Funding Apportionments commensurate with the funds received to the SAB at its April 2019 meeting.

Status of Applications Received Beyond Bond Authority

In September 2018, OPSC received requests for new construction funding that exceeded the available bond authority. As of February 28, 2019, OPSC received requests for modernization funding that exceeded the available bond authority. Therefore, applications for modernization have been placed on the Applications Received Beyond Bond Authority List as of March 1, 2019. All incoming applications will be placed on this list and must contain a school board resolution that includes several acknowledgements pursuant to SFP Regulation Section 1859.95.1. In the Reports section of the SAB Agenda, the list of projects received through February 28, 2019 consists of only new construction applications.

As of March 15th, OPSC received the following for the Applications Received Beyond Bond Authority List:

- New Construction = 60 applications; Total Requested = \$261,262,063
- Modernization = 16 applications; Total Requested = \$48,772,369

The SAB Agenda for April will include a comprehensive list of modernization projects received from March 1 through 31, 2019 that have been placed on the Applications Received Beyond Bond Authority List

New Website Format & Data Dashboard Feature

OPSC's website was redesigned to simplify viewing information and be accessibility compliant. All funding programs are now consolidated under the Services section and all online programs (e.g., Project Tracking Number and Project Information Worksheet) are located under the Resources section.

OPSC created a Data Dashboard to promote transparency and accessibility of information, and to facilitate the identification of the distribution of SFP funding as a result of Proposition 1A (1998), Proposition 47 (2002), Proposition 55 (2004), Proposition 1D (2006), and Proposition 51 (2016). The six dashboard display the allocation of funding (updated weekly) by proposition, program, county, school district, school site, and/or legislative district based on user-defined filters. Later this year, this data will be downloadable through the State of California's Open Data Portal. This feature will provide the public easy access to data and increase transparency. In addition, the public will have the ability to run reports to assist in program funding research.

Next SAB Meeting

The SAB and stakeholders were reminded that the next SAB meeting scheduled would be for Wednesday, April 24, 2019 at 4:00 p.m.

CONSENT ITEMS

A motion was made to approve the Consent calendar as presented. The Chair called for a roll-call vote and the motion carried per the following votes:

MEMBER	AYE	NAY	ABSTAIN	ABSENT
Senator Wilk	X			
Senator Leyva	X			
Senator Roth	X			
Assembly Member Nazarian	X			
Assembly Member O'Donnell				X
Assembly Member Gallagher	X			
Juan Mireles	X			
Cesar Diaz (Governor's Appointee)	X			
Daniel Kim	X			
Keely Bosler	X			
Total	9			1

Motion:

Carried X
Failed

FINANCIAL REPORTS

Status of Fund Releases

The SAB accepted the Status of Fund Releases report as presented.

Status of Funds

The SAB accepted the Status of Funds report as presented.

APPEAL ITEMS

Farmersville Unified/Tulare 50/75325-00-005

This item was withdrawn from the Agenda.

San Bernardino City Unified/San Bernardino 56/67876-00-001

This item was withdrawn from the Agenda.

REPORTS, DISCUSSION, AND INFORMATION ITEMS

The SAB acknowledged the following reports:

State Allocation Board Three-Month Projected Workload

State Allocation Board Meeting Dates for the 2019 Calendar Year

School Facility Program Unfunded List as of February 28, 2019

School Facility Program Workload List of Applications Received Through February 28, 2019

Full-Day Kindergarten Facilities Grant Program Workload List of Applications as of February 28, 2019

School Facility Program Applications Received Beyond Bond Authority List as of February 28, 2019

Facility Hardship/Rehabilitation Approvals Without Funding as of February 27, 2019

MISCELLANEOUS

Public comments were received regarding the manner in which the SAB funds school district projects. It was suggested that the SAB consider reinstating the "AB 55 Loans" on a monthly basis, which would allow 18 months for school districts to request the release of funds for their projects. The Chair questioned what problem was trying to be resolved? She further stated that during the fiscal crisis, there was a whole suite of changes done to bond management that tightened up a lot of things (i.e., issuance of bonds and agencies not spending them resulted in higher debt service cost to the State).

ADJOURNMENT

There being no further business to come before the SAB, the Chair adjourned the meeting at 4:29 p.m.

A handwritten signature in black ink, appearing to read "Jack Silverman". The signature is written in a cursive, flowing style.

ATTACHMENT A
Approved Consent Items on 3/27/2019

Program	Application Number	District	County
SFP - Career Tech	59/72249-00-001	TULARE JOINT UNION HIGH	TULARE
SFP - Career Tech	55/75242-02-001	VAL VERDE UNIFIED	RIVERSIDE
SFP - Charter Schools	54/64733-00-055	LOS ANGELES UNIFIED	LOS ANGELES
SFP - Modernization	57/61127-00-000	ALBANY UNIFIED	ALAMEDA
SFP - Modernization	57/67280-00-000	ARCOHE UNION ELEMENTARY	SACRAMENTO
SFP - Modernization	57/68700-00-000	ATASCADERO UNIFIED	SAN LUIS OBISPO
SFP - Modernization	57/63321-00-000	BAKERSFIELD CITY ELEMENTARY	KERN
SFP - Modernization	57/62117-00-046	CLOVIS UNIFIED	FRESNO
SFP - Modernization	57/75325-00-002	FARMERSVILLE UNIFIED	TULARE
SFP - Modernization	57/61499-00-001	MANZANITA ELEMENTARY	BUTTE
SFP - Modernization	57/65391-00-009	MILL VALLEY ELEMENTARY	MARIN
SFP - Modernization	58/72041-00-001	PIXLEY UNION ELEMENTARY	TULARE
SFP - Modernization	57/66647-00-000	PLACENTIA-YORBA LINDA UNIFIED	ORANGE
SFP - Modernization	57/64907-00-000	POMONA UNIFIED	LOS ANGELES
SFP - Modernization	57/68478-00-053	SAN FRANCISCO UNIFIED	SAN FRANCISCO
SFP - Modernization	57/68478-00-052	SAN FRANCISCO UNIFIED	SAN FRANCISCO
SFP - Modernization	57/61804-00-000	SAN RAMON VALLEY UNIFIED	CONTRA COSTA
SFP - Modernization	57/63800-00-000	TAFT CITY ELEMENTARY	KERN
SFP - Modernization	57/10546-00-000	TULARE COUNTY OFFICE OF EDUCATION	TULARE
SFP - New Construction	51/66431-00-001	ANAHEIM UNION HIGH	ORANGE
SFP - New Construction	50/70201-00-000	BUTTEVILLE UNION ELEMENTARY	SISKIYOU
SFP - New Construction	50/73965-00-018	CENTRAL UNIFIED	FRESNO
SFP - New Construction	50/69203-00-000	GUADALUPE UNION ELEMENTARY	SANTA BARBARA
SFP - New Construction	50/73650-00-021	IRVINE UNIFIED	ORANGE
SFP - New Construction	50/75176-00-020	LAKE ELSINORE UNIFIED	RIVERSIDE
SFP - New Construction	50/61499-00-000	MANZANITA ELEMENTARY	BUTTE
SFP - New Construction	50/63180-00-000	MCCABE UNION ELEMENTARY	IMPERIAL
SFP - New Construction	50/10272-00-011	MONTEREY COUNTY OFFICE OF EDUCATION	MONTEREY
SFP - New Construction	51/75028-00-002	MOUNTAIN VALLEY UNIFIED	TRINITY
SFP - New Construction	50/72033-00-000	PALO VERDE UNION ELEMENTARY	TULARE
SFP - New Construction	50/65276-00-000	RAYMOND-KNOWLES UNION ELEMENTARY	MADERA
SFP - New Construction	50/10363-02-053	SAN BERNARDINO COUNTY OFFICE OF EDUCATION	SAN BERNARDINO

EXECUTIVE OFFICER STATEMENT
State Allocation Board Meeting, April 24, 2019

PRIORITY FUNDING APPORTIONMENTS

The Consent portion of this agenda includes \$221.9 million in priority funding apportionments for 108 projects representing 54 school districts. Of these projects, 90 are required to submit a *Fund Release Authorization* (Form SAB 50-05) containing an original signature of an Authorized District Representative by close of business on **Tuesday, July 23, 2019** to the Office of Public School Construction (OPSC).

FULL-DAY KINDERGARTEN FACILITIES GRANT PROGRAM

The second filing round for the Full-Day Kindergarten Facilities Grant Program will open May 1, 2019 and close May 30, 2019. For the second round, there will be \$60 million available to allocate to qualifying projects. School districts must submit a complete application package that includes an *Application for Funding* (Form SAB 70-01) containing original signatures to OPSC by the close of business on **Tuesday, May 30, 2019**.

UPCOMING PRIORITY FUNDING FILING ROUND

The next priority funding filing period will begin on May 8, 2019 and will close on June 6, 2019. Priority funding requests with original signatures must be physically received by OPSC before the close of business on **June 6, 2019**. These requests will be valid from July 1, 2019 through December 31, 2019.

Requirements for Participation in Priority Funding

OPSC reminds school districts that the requirements for Participation in the Priority Funding Process are in effect (SFP Regulation Section 1859.90.3). There are two ways for a school district to not participate in the priority funding process as follows:

- Not submit a valid priority funding request in the 30-day filing period, or
- Submit a valid priority funding request but fail to submit a valid Form SAB 50-05 to request the release of funds after the Board approves an apportionment.

The second time that either of these occurs, the funding for the project will be rescinded without further action by the Board. For additional information, please refer to the [Procedures for School Facility Program Funding](#).

MODERNIZATION APPLICATIONS RECEIVED BEYOND BOND AUTHORITY

As was noted last month, as of March 1, 2019, OPSC has received requests for modernization projects that exceed the available bond authority made available through Proposition 51. Any applications received on or after this date will be placed on the “Applications Beyond Bond Authority List.” We would like to highlight that this month’s agenda includes the Applications Received Beyond Bond Authority list for both new construction and modernization projects as of March 31, 2019. It can be found on page 292 in the Information Section.

As of March 31, OPSC received the following for the Applications Received Beyond Bond Authority List:

- New Construction - 65 applications. Total Requested - \$275,900,542
- Modernization - 32 applications. Total Requested - \$98,275,053

PUBLIC SCHOOLS ON MILITARY INSTALLATIONS

The Sierra Sands Unified School District will be receiving an April 2019 priority funding apportionment of \$988,025 for reimbursement of a facility hardship project at Sherman E. Burroughs High School, which serves the Naval Air Weapons Station China Lake. The District provided the local contribution and received Department of Defense (DOD) funding for this school site.

The Fallbrook Union Elementary School District will also be receiving two April 2019 priority funding apportionments totaling \$11,874,920 for facility hardship projects at Mary Fay Pendleton Elementary School located in Camp Pendleton North. This is funding will be used as District match towards the DOD project; this is the second DOD funded school site for the District.

On May 13, 2019, OPSC will attend the groundbreaking ceremony for Muroc Joint Unified School District's Bailey Elementary School located on Edwards Air Force Base. The State Allocation Board approved the District's appeal request for an expedited unfunded approval for this project at its May 23, 2018 meeting and received an apportionment of \$3,504,671 (including \$789,699 for financial hardship) at the October 24, 2018 meeting. This funding will be used as the District's match toward its DOD project.

NEXT STATE ALLOCATION BOARD MEETING

The next meeting is scheduled for May 22, 2019 at 4:00 pm.

State of California
State Allocation Board
School Facility Program

This Resolution of the State Allocation Board (hereafter referred to as the "Board") is applicable to the appropriate sections of the Education Code and is described and filed in the office of the Executive Officer and will be made available to all interested parties as the Resolution pertains to the documents attached hereto. Said documents were acted upon by the Board at its meeting on April 24, 2019.

WHEREAS, the Board has previously approved or determined to be approvable a number of projects for construction or modernization eligibility of facilities for school districts and is making apportionments and/or unfunded approvals for the grant amounts for projects that meet the Board's criteria for the apportionment of grants pursuant to Education Code Sections 17072.10, 17078.52, 17078.70, 17079 or 17074.10 or Board Regulations 1859.81.1 or 1859.83;

WHEREAS, Treasury Regulations Section 1.150-2 require the State (on whose behalf the Board is acting) to declare its reasonable intent to provide grant funding to school districts, in accordance with Board policy and law, for costs of the projects with proceeds of State bonds;

NOW THEREFORE, BE IT RESOLVED:

1. This Resolution is adopted by the Board for the purposes of establishing compliance with Treasury Regulations Section 1.150-2, and this Resolution does not bind the Board to make any additional apportionment, or bind the State to incur any indebtedness.
2. The Board anticipates that some or all of the school districts listed on the list of "Projects" referred to in this Resolution will pay certain capital expenditures in connection with some or all of the project costs prior to the issuance of bonds by the State to pay for the grants for the projects. The reimbursement of such costs is consistent with the State's budgetary and financial circumstances, and in accordance with Board policy, as no other funds or accounts of the State have been budgeted or are available to pay the costs of the projects on either a short-term or a long-term basis.
3. The Board, acting on behalf of the State, hereby declares that it is the State's official intent to use proceeds of general obligation bonds that may become available for such purpose, consistent with the requirements of law that are in effect at the time the funds are available, to provide grants in accordance with applicable laws and regulations.
4. This Resolution shall be continuously available for inspection by the general public during normal business hours at the offices of the Board at 707 3rd Street, West Sacramento, California, commencing within one week after the date of enactment of this Resolution.
5. Any eligibility determination does not constitute a commitment of future funding by the Board.

I, the undersigned, duly authorized as the Executive Officer of the State Allocation Board, do hereby certify the foregoing to be true and correct, and that this Resolution was adopted at a meeting of said Board on April 24, 2019 at Sacramento, California.



Lisa Silverman
Executive Officer
State Allocation Board

REPORT OF THE EXECUTIVE OFFICER
State Allocation Board Meeting, April 24, 2019

SCHOOL FACILITY PROGRAM

PURPOSE OF REPORT

To present the Districts' requests for School Facility Program (SFP) eligibility approval.

DESCRIPTION

The school districts shown in the following sections have complied with State Allocation Board (Board) regulations regarding new construction or modernization eligibility determinations for the projects listed.

RECOMMENDATIONS

1. Approve the eligibility determinations for the districts/projects shown on the Attachment.
2. Provide that this approval of eligibility determination for the districts/projects listed does not constitute a commitment for future funding by the Board.
3. For purposes of any application for funding, provide that the district must comply with all requirements of law and regulations pertaining to the SFP.

ELIGIBILITY APPROVALS
NEW CONSTRUCTION

<u>District</u>	<u>County</u>	<u>Application No.</u>	<u>Justification</u>	<u>Document Date</u>	<u>K-6</u>	<u>District Baseline Eligibility</u>			
						<u>7-8</u>	<u>9-12</u>	<u>Non Severe</u>	<u>Severe</u>
Fremont Union High—Homestead HSAA	Santa Clara	<u>50/</u> 69468-04-000		3/12/19	0	0	199	-22	0

REPORT OF THE EXECUTIVE OFFICER
State Allocation Board Meeting, April 24, 2019

SCHOOL FACILITY PROGRAM

PURPOSE OF REPORT

To adjust the baseline eligibility for new construction and modernization projects under the Leroy F. Greene School Facilities Act of 1998.

DESCRIPTION

The districts listed on Attachment A have received eligibility approval for new construction. There has been a change in their baseline in accordance with the California Code of Regulations relating to the Leroy F. Greene School Facilities Act of 1998, Section 1859.51.

The districts listed on Attachment B have received eligibility approval for modernization. There has been a change in their baseline in accordance with the California Code of Regulations relating to the Leroy F. Greene School Facilities Act of 1998, Section 1859.61.

RECOMMENDATIONS

1. Approve an adjustment to the new construction eligibility baseline determination as shown on Attachment A.
2. Approve an adjustment to the modernization eligibility baseline determination as shown on Attachment B.
3. Provide that this approval of adjusted eligibility determination does not constitute a commitment for future funding by the State Allocation Board.

KEY TO ADJUSTMENTS:**NEW CONSTRUCTION ONLY:**

- (a) Reduced by the number of pupils provided grants in a new construction School Facility Program (SFP) project and by the number of pupils that received a Preliminary Apportionment pursuant to Section 1859.140 or a Preliminary Charter School Apportionment pursuant to Regulation Section 1859.162.2.
- (b) Reduced by the number of pupils housed, based on the loading standards pursuant to Ed. Code Section 17071.25(a)(2)(A), in a new construction LPP project funded under the provisions of the LPP pursuant to Regulation Section 1859.12 or 1859.13.
- (c) Reduced by the number of pupils housed in additional classrooms constructed or purchased based on the loading standards, pursuant to Ed. Code Section 17071.25(a)(2)(A), in a modernization SFP project.
- (d) Adjusted as a result of audit findings made pursuant to Regulation Sections 1859.90 and 1859.105.
- (e) Increased/decreased by changes in projected enrollment in subsequent enrollment reporting years, except as provided in (j) below.
- (f) Adjusted as a result of errors or omissions by the district or by the Office of Public School Construction (OPSC).
- (g) Adjusted as result of amendments to the SFP Regulations that affect the eligibility.
- (h) Increased by the number of pupils eligible for grants pursuant to Regulation Section 1859.82(a).
- (i) Reduced by the number of pupils housed in classrooms provided after the baseline eligibility was determined by the State Allocation Board, with 12 exceptions at Regulation Section 1859.51(i).
- (j) For Small School Districts, following a 3-year period after the district's eligibility was approved by the Board, decreased by any reduction in projected enrollment, and by any increase in pupils in the latest CDE operational grant report per Ed. Code Sec. 42268.
- (k) Adjusted for any changes in classroom inventory as a result of a reorganization election.
- (l) For classroom loading standards adopted by the Board for non-severely and severely disabled individuals with exceptional needs.
- (m) As directed by the SAB due to finding a Material Inaccuracy pursuant to Section 1859.104.1.
- (n) Increased by the number of pupils that received a Preliminary Apportionment that was rescinded pursuant to Section 1859.148 or a Preliminary Charter School Apportionment that was rescinded pursuant to Section 1859.166.
- (o) Adjusted for operational grant changes as determined/provided by the California Department of Education.
- (p) For High School Attendance Area (HSAA) districts with Preliminary Apportionments within the 2002 or 2004 Critically Overcrowded School Facilities Account, adjusted in accordance with Regulation Section 1859.51(p)(1), (2), or (3).
- (q) Adjusted by the difference between the Alternative Enrollment Projection for the current enrollment reporting year and the projected enrollment determined pursuant to Section 1859.42 for the current enrollment reporting year, or by the eligibility remaining from this calculation that can no longer be utilized if the funds made available pursuant to EC Section 17071.75(a)(1)(A) have been exhausted.
- (r) Adjusted per Ed. Code Sec. 17071.75(b)(2) by the number of pupils housed, based on the loading standards per Ed. Code Sec. 17071.25(a)(2)(A), in any classroom(s) where title was relinquished to the School District receiving the transferred classrooms.

MODERNIZATION ONLY:

- (a) Reduced by the number of pupils provided grants in a modernization SFP project or CSFP Rehabilitation project at the specific site.
- (b) Reduced by the number of pupils housed, based on the loading standard pursuant to EC Section 17071.25(a)(2), in a modernization LPP project funded under the LPP pursuant to Regulation Section 1859.14 and 1859.15.
- (c) Increased by changes in projected enrollment in subsequent enrollment reporting years.
- (d) (1) Increased for additional facilities not previously modernized with State funds, that become 25 years old, if permanent, or 20 years old, if portable or, (2) as a result of audit findings made pursuant to Regulation Sections 1859.90 and 1859.105.
- (e) Adjusted as a result of errors or omissions by the district or by the OPSC.
- (f) Adjusted as result of amendments to the Subgroup 5.5 Regulations that affect the eligibility.
- (g) For classroom loading standards adopted by the Board for non-severely and severely disabled individuals with exceptional needs.
- (h) As directed by the SAB due to finding a Material Inaccuracy pursuant to Regulation Section 1859.104.1.
- (i) Increased for facilities previously modernized with State funds, which qualify for an additional modernization apportionment pursuant to Regulation Section 1859.78.8.
- (j) Adjusted as a result of the Reconfiguration of an existing high school under the Small High School Program.
- (k) Decreased for facilities that were deemed eligible for modernization pursuant to Regulation Sections 1859.60 and 1859.61(d) and subsequently replaced, or will be replaced under a signed contract for construction or acquisition of facilities, in a project funded by the district without participation from the State.
- (l) Adjusted as a result of replaced eligible portables funded with the Overcrowding Relief Grant, per Ed. Code Section 17079 et seq.
- (m) Adjusted as a result of classrooms demolished and replaced pursuant to Regulation Section 1859.82.

State Allocation Board Meeting, April 24, 2019

ATTACHMENT A

District	Attendance Area	County	App. Number 50	Type of Adj.	K-6	7-8	9-12	Non- Severe	Severe
Banta Elementary	Districtwide	San Joaquin	68486-00-000						
Current Baseline Eligibility					1421	282	0	0	0
Adjustment Per This Item				e	900	253	0	27	0
Net Baseline Eligibility					<u>2321</u>	<u>535</u>	<u>0</u>	<u>27</u>	<u>0</u>
Beardsley Elementary	Districtwide	Kern	63339-00-000						
Current Baseline Eligibility					0	-332	0	-18	0
Adjustment Per This Item				e	963	72	0	41	30
Net Baseline Eligibility					<u>963</u>	<u>-260</u>	<u>0</u>	<u>23</u>	<u>30</u>
Chaffey Joint Union High	Districtwide	San Bernardino	67652-00-000						
Current Baseline Eligibility					0	0	3670	-225	177
Adjustment Per This Item				e	0	0	-588	-123	-115
Net Baseline Eligibility					<u>0</u>	<u>0</u>	<u>3082</u>	<u>-348</u>	<u>62</u>
Corning Union High	Districtwide	Tehama	71506-00-000						
Current Baseline Eligibility					0	0	0	0	0
Adjustment Per This Item				l	0	0	19	16	-3
Adjustment Per This Item				e	0	0	277	-23	1
Net Baseline Eligibility					<u>0</u>	<u>0</u>	<u>296</u>	<u>-7</u>	<u>-2</u>
Elk Grove Unified	Districtwide	Sacramento	67314-00-000						
Current Baseline Eligibility					12941	926	5437	-610	1071
Adjustment Per This Item				e	-2350	806	188	18	481
Net Baseline Eligibility					<u>10591</u>	<u>1732</u>	<u>5625</u>	<u>-592</u>	<u>1552</u>
Fremont Union High	Cupertino-Monta Vista Super HSAA	Santa Clara	69468-01-000						
Current Baseline Eligibility					0	0	300	42	13
Adjustment Per This Item				k	0	0	-777	14	-6
Adjustment Per This Item				k	0	0	-486	0	0
Net Baseline Eligibility					<u>0</u>	<u>0</u>	<u>-963</u>	<u>56</u>	<u>7</u>
Gridley Unified	Districtwide	Butte	75507-00-000						
Current Baseline Eligibility					230	-45	-93	26	6
Adjustment Per This Item				e	-196	-71	-60	-4	29
Net Baseline Eligibility					<u>34</u>	<u>-116</u>	<u>-153</u>	<u>22</u>	<u>35</u>

State Allocation Board Meeting, April 24, 2019

ATTACHMENT A

District	Attendance Area	County	App. Number 50	Type of Adj.	K-6	7-8	9-12	Non- Severe	Severe
Imperial County Office of Education	Imperial HSAA	Imperial	10132-02-000						
Current Baseline Eligibility					0	0	0	0	12
Adjustment Per This Item				e	0	22	30	0	138
Net Baseline Eligibility					<u>0</u>	<u>22</u>	<u>30</u>	<u>0</u>	<u>150</u>
Irvine Unified	Districtwide	Orange	73650-00-000						
Current Baseline Eligibility					6491	1664	309	-359	182
Adjustment Per This Item				i	0	0	0	-13	0
Net Baseline Eligibility					<u>6491</u>	<u>1664</u>	<u>309</u>	<u>-372</u>	<u>182</u>
Jacoby Creek Elementary	Districtwide	Humboldt	62893-00-000						
Current Baseline Eligibility					-2	0	0	0	0
Adjustment Per This Item				e	334	44	0	0	0
Net Baseline Eligibility					<u>332</u>	<u>44</u>	<u>0</u>	<u>0</u>	<u>0</u>
Kingsburg Joint Union Elementary	Districtwide	Fresno	62240-00-000						
Current Baseline Eligibility					0	48	0	0	0
Adjustment Per This Item				e	-533	-59	0	0	0
Net Baseline Eligibility					<u>-533</u>	<u>-11</u>	<u>0</u>	<u>0</u>	<u>0</u>
Live Oak Unified	Districtwide	Sutter	71399-00-000						
Current Baseline Eligibility					628	174	0	-2	0
Adjustment Per This Item				e	-386	-112	-385	19	0
Net Baseline Eligibility					<u>242</u>	<u>62</u>	<u>-385</u>	<u>17</u>	<u>0</u>
Los Banos Unified	Districtwide	Merced	65755-00-000						
Current Baseline Eligibility					596	899	678	62	0
Adjustment Per This Item				e	-333	16	181	34	0
Net Baseline Eligibility					<u>263</u>	<u>915</u>	<u>859</u>	<u>96</u>	<u>0</u>
Mark West Union	Districtwide	Sonoma	70805-00-000						
Current Baseline Eligibility					456	-57	0	17	-1
Adjustment Per This Item				e	-255	0	0	-7	0
Net Baseline Eligibility					<u>201</u>	<u>-57</u>	<u>0</u>	<u>10</u>	<u>-1</u>
McFarland Unified	Districtwide	Kern	73908-00-000						
Current Baseline Eligibility					449	62	114	205	0
Adjustment Per This Item				e	-190	-27	-115	-213	0
Net Baseline Eligibility					<u>259</u>	<u>35</u>	<u>-1</u>	<u>-8</u>	<u>0</u>

ATTACHMENT A

District	Attendance Area	County	App. Number 50	Type of Adj.	K-6	7-8	9-12	Non- Severe	Severe
Millville Elementary	Districtwide	Shasta	70052-00-000						
Current Baseline Eligibility					62	23	0	0	0
Adjustment Per This Item				e	225	33	0	0	0
Net Baseline Eligibility					<u>287</u>	<u>56</u>	<u>0</u>	<u>0</u>	<u>0</u>
Monson-Sultana Joint Union Elementary	Districtwide	Tulare	72009-00-000						
Current Baseline Eligibility					163	-80	0	0	0
Adjustment Per This Item				e	95	46	0	0	0
Net Baseline Eligibility					<u>258</u>	<u>-34</u>	<u>0</u>	<u>0</u>	<u>0</u>
Roberts Ferry Union Elementary	Districtwide	Stanislaus	71233-00-000						
Current Baseline Eligibility					17	8	0	0	0
Adjustment Per This Item				e	173	31	0	0	0
Net Baseline Eligibility					<u>190</u>	<u>39</u>	<u>0</u>	<u>0</u>	<u>0</u>
San Dieguito Union High	Districtwide	San Diego	68346-00-000						
Current Baseline Eligibility					0	1052	568	-79	-73
Adjustment Per This Item				e	0	-98	-297	-53	143
Net Baseline Eligibility					<u>0</u>	<u>954</u>	<u>271</u>	<u>-132</u>	<u>70</u>
San Miguel Joint Union Elementary	Districtwide	San Luis Obispo	68825-00-000						
Current Baseline Eligibility					66	95	0	3	0
Adjustment Per This Item				e	-37	-3	0	-11	0
Net Baseline Eligibility					<u>29</u>	<u>92</u>	<u>0</u>	<u>-8</u>	<u>0</u>
Shiloh Elementary	Districtwide	Stanislaus	71274-00-000						
Current Baseline Eligibility					9	1	0	0	0
Adjustment Per This Item				e	-13	-12	0	0	0
Net Baseline Eligibility					<u>-4</u>	<u>-11</u>	<u>0</u>	<u>0</u>	<u>0</u>
Sulphur Springs Union Elementary	Districtwide	Los Angeles	65045-00-000						
Current Baseline Eligibility					717	0	0	14	23
Adjustment Per This Item				e	-397	0	0	89	3
Net Baseline Eligibility					<u>320</u>	<u>0</u>	<u>0</u>	<u>103</u>	<u>26</u>
Sundale Union Elementary	Districtwide	Tulare	72173-00-000						
Current Baseline Eligibility					253	31	0	0	0
Adjustment Per This Item				e	-6	-8	0	0	0
Net Baseline Eligibility					<u>247</u>	<u>23</u>	<u>0</u>	<u>0</u>	<u>0</u>

ATTACHMENT A

District	Attendance Area	County	App. Number 50	Type of Adj.	K-6	7-8	9-12	Non- Severe	Severe
Temple City Unified	Districtwide	Los Angeles	65052-00-000						
Current Baseline Eligibility					-840	110	384	4	-2
Adjustment Per This Item				e	833	54	-170	5	-3
Net Baseline Eligibility					<u>-7</u>	<u>164</u>	<u>214</u>	<u>9</u>	<u>-5</u>
West Side Union Elementary	Districtwide	Sonoma	71001-00-000						
Current Baseline Eligibility					3	0	0	0	0
Adjustment Per This Item				e	163	0	0	0	0
Net Baseline Eligibility					<u>166</u>	<u>0</u>	<u>0</u>	<u>0</u>	<u>0</u>
Williams Unified	Districtwide	Colusa	61622-00-000						
Current Baseline Eligibility					292	135	292	0	0
Adjustment Per This Item				e	350	45	48	0	0
Net Baseline Eligibility					<u>642</u>	<u>180</u>	<u>340</u>	<u>0</u>	<u>0</u>

State Allocation Board Meeting, April 24, 2019

ATTACHMENT B

District	School Name	County	App. Number 57	Type of Adj.	K-6	7-8	9-12	Non- Severe	Severe
Elk Grove Unified	Beitzel (Maeola E.) Elementary	Sacramento	67314-00-000						
	Current Baseline Eligibility				186	0	0	0	3
	Adjustment Per This Item			d1	309	0	0	0	5
	Net Baseline Eligibility				<u>495</u>	<u>0</u>	<u>0</u>	<u>0</u>	<u>8</u>
Fremont Union High	Fremont High	Santa Clara	69468-00-000						
	Current Baseline Eligibility				0	0	-9	2	6
	Adjustment Per This Item			c	0	0	16	13	-4
	Net Baseline Eligibility				<u>0</u>	<u>0</u>	<u>7</u>	<u>15</u>	<u>2</u>
Fremont Union High	Lynbrook High	Santa Clara	69468-00-000						
	Current Baseline Eligibility				0	0	-12	9	-4
	Adjustment Per This Item			c	0	0	55	-16	15
	Net Baseline Eligibility				<u>0</u>	<u>0</u>	<u>43</u>	<u>-7</u>	<u>11</u>
Jefferson Elementary	Jefferson Elementary	San Joaquin	68544-00-000						
	Current Baseline Eligibility				186	193	0	0	0
	Adjustment Per This Item			c	-7	22	0	0	0
	Net Baseline Eligibility				<u>179</u>	<u>215</u>	<u>0</u>	<u>0</u>	<u>0</u>
Larkspur-Corte Madera	Neil Cummins Elementary	Marin	65367-00-000						
	Current Baseline Eligibility				0	0	0	0	0
	Adjustment Per This Item			c	76	0	0	-49	-8
	Adjustment Per This Item			c	-14	0	0	47	22
	Net Baseline Eligibility				<u>62</u>	<u>0</u>	<u>0</u>	<u>-2</u>	<u>14</u>
San Dieguito Union High	Earl Warren Junior High	San Diego	68346-00-000						
	Current Baseline Eligibility				0	486	0	13	9
	Adjustment Per This Item			d1	0	81	0	0	0
	Net Baseline Eligibility				<u>0</u>	<u>567</u>	<u>0</u>	<u>13</u>	<u>9</u>
San Ramon Valley Unified	California High	Contra Costa	61804-00-000						
	Current Baseline Eligibility				0	0	0	0	0
	Adjustment Per This Item			c	0	0	82	-7	0
	Adjustment Per This Item			d1	0	0	735	7	2
	Net Baseline Eligibility				<u>0</u>	<u>0</u>	<u>817</u>	<u>0</u>	<u>2</u>

State Allocation Board Meeting, April 24, 2019

ATTACHMENT B

District	School Name	County	App. Number 57	Type of Adj.	K-6	7-8	9-12	Non- Severe	Severe
San Ramon Valley Unified	Golden View Elementary	Contra Costa	61804-00-000		100	0	0	0	0
Current Baseline Eligibility					448	0	0	0	16
Adjustment Per This Item				d1					
Adjustment Per This Item				c	2	0	0	0	2
Net Baseline Eligibility					<u>550</u>	<u>0</u>	<u>0</u>	<u>0</u>	<u>18</u>
San Ramon Valley Unified	Walt Disney Elementary	Contra Costa	61804-00-000		0	0	0	0	0
Current Baseline Eligibility					28	0	0	0	0
Adjustment Per This Item				c					
Adjustment Per This Item				c	11	0	0	0	0
Adjustment Per This Item				c	32	0	0	40	7
Net Baseline Eligibility					<u>71</u>	<u>0</u>	<u>0</u>	<u>40</u>	<u>7</u>

REPORT OF THE EXECUTIVE OFFICER
State Allocation Board Meeting, April 24, 2019

PRIORITY FUNDING SCHOOL CONSTRUCTION APPORTIONMENTS

PURPOSE OF REPORT

To provide priority School Facility Program (SFP) funding Apportionments for \$221.9 million for the projects that submitted a valid certification.

DESCRIPTION

At the May 2011 State Allocation Board (Board) meeting, the Board approved proposed regulations establishing two annual filing periods for prioritizing school construction funding as cash proceeds became available to provide Apportionments. The Office of Administrative Law (OAL) then approved the regulations on July 27, 2011. The proposed regulations created two 30-day periods in which school districts could request to receive an Apportionment upon acknowledgement that a *Fund Release Authorization* (Form SAB 50-05) could be submitted within 90 days of receiving an Apportionment.

Based on the current regulations, the recent 30-day filing period began on November 14, 2018 and ended on December 13, 2018. Requests must have been physically received by the Office of Public School Construction (OPSC) on or before December 13, 2018 and are valid from January 1, 2019 through June 30, 2019.

By approving this item, the Board will provide approximately \$221.9 million in Apportionments for 108 projects that represents 54 school districts.

AUTHORITY

See Attachment A.

BACKGROUND

Requests/Acknowledgements

Pursuant to SFP Regulations, districts choosing to participate in the priority funding process must submit a request to convert an Unfunded Approval to an Apportionment. As part of the request, districts are required to make the following acknowledgements:

- The district understands that the time limit on fund release shall be no more than 90 days from the date of Apportionment.
- The District acknowledges that failure to submit a valid *Fund Release Authorization* (Form SAB 50-05) within the 90-day period will result in the project being rescinded without further Board action. A rescinded application will revert back to an Unfunded Approval at the bottom of the Unfunded List (Lack of AB 55 Loans) and cannot be guaranteed bond authority. The application will receive a new Unfunded Approval date of Tuesday, July 23, 2019.
- In the case that multiple rescissions are made by the SAB, each separate application will be placed at the bottom of the Unfunded List (Lack of AB 55 Loans) in the order of the original unfunded approval date. The district will not be required to resubmit the application and no further application review will be required.
- The district acknowledges that by participating in the priority funding process, the district is waiving its right to the 18-month timeline for fund release submittal
- The district acknowledges that a Grant Agreement must be submitted pursuant to SFP Regulation 1859.90.4 and physically received by OPSC prior to or concurrently with the Form SAB 50-05.

BACKGROUND (cont.)

By approving this item, the Board will provide approximately \$221.9 million in Apportionments for 108 projects on the Unfunded List (Lack of AB 55 Loans) that are eligible for an Apportionment. Any requests by districts to participate in the priority funding process that are not converted to Apportionments shall retain their date order position on the Unfunded List (Lack of AB 55 Loans) unless the school district receives a second non-participation occurrence. Any project receiving a second non-participation occurrence will be rescinded without further Board action.

This priority funding round generated \$221.6 million in Apportionment requests from 52 school districts for 102 of 118 unique projects, which represents 86.4 percent of the projects on the Unfunded List (Lack of AB 55 Loans) that could have submitted requests. The Board is also providing additional six Apportionments due to closeout review adjustments. In total, the Board is able to provide \$221.9 million in Apportionments. The attachments provide detailed lists of the Apportionment requests received during this filing period that remain on the Unfunded List (Lack of AB 55 Loans). The applications receiving an Apportionment are highlighted in Attachments B, C, D, E, F and G.

STAFF ANALYSIS/STATEMENTS

Current/Future Request Periods

Requests submitted during the 30-day period that ended on December 13, 2018 will expire on June 30, 2019. A new 30-day priority funding request filing period will begin on May 8, 2019 and will end on June 6, 2019. Requests submitted during that period will be valid from July 1, 2019 through December 31, 2019.

Fund Release Requirements

Districts receiving Apportionments are required to submit a valid Form SAB 50-05 containing an original signature for each approved application. Forms SAB 50-05 must be physically received by OPSC at 707 Third Street, West Sacramento, CA 95605 prior to the close of business on Tuesday, July 23, 2019. If a district fails to submit a valid Form SAB 50-05 within the allotted time frame, the project will be rescinded without further Board action and will receive a new unfunded approval date of Tuesday, July 23, 2019 on the Unfunded List (Lack of AB 55 Loans).

Grant Agreement

Pursuant to action taken by the Board at the June 5, 2017 meeting a Grant Agreement for the project with an original signature by an authorized District Representative must be submitted prior to, or concurrently with, the Form SAB 50-05 in order for the Form SAB 50-05 to be considered valid for all projects that are approved for placement on the Unfunded List (Lack of AB 55 Loans) on or after June 5, 2017. Projects on the Unfunded List as of June 5, 2017 are exempt from this requirement.

Non-Participation in Priority Funding Process

On March 25, 2013, regulation amendments regarding non-participation in the priority funding process became effective. The regulation changes limit the number of times a district can choose not to participate in the priority funding process for a project on the Unfunded List (Lack of AB 55 Loans). Projects receiving an Apportionment in this item but do not submit a valid Form SAB 50-05 by close of business on Tuesday, July 23, 2019 will receive one non-participation occurrence. If this is the project's second non-participation occurrence, the project will be fully rescinded without further Board action and will not return to the Unfunded List (Lack of AB 55 Loans). The bond authority associated with rescinded projects will return to the SFP.

STAFF ANALYSIS/STATEMENTS (cont.)

Listing of Attachments

Attachment A	Authority
Attachment B	Unfunded Approvals Receiving Priority Funding Apportionments
Attachment C	Proposition 47 Unfunded Approvals as of March 27, 2019
Attachment D	Proposition 55 Unfunded Approvals as of March 27, 2019
Attachment E	Proposition 1D Unfunded Approvals as of March 27, 2019
Attachment F	Proposition 51 Unfunded Approvals as of March 27, 2019
Attachment G	All Unfunded Approvals as of March 27, 2019

RECOMMENDATIONS

1. Approve Apportionments for the projects as shown on Attachment B in the amount of \$221.9 million.
2. Declare that all applications receiving Apportionments are subject to the new construction grant adjustment pursuant to EC Section 17072.11(b) and are not considered full and final until the Board has made the adjustment.

ATTACHMENT A

AUTHORITY (as of January 24, 2019)

Education Code Section 17070.35(a) states, “In addition to all other powers and duties as are granted to the board by this chapter, other statutes, or the California Constitution, the board shall do all of the following:

- (1) Adopt rules and regulations, pursuant to the rulemaking provisions of the Administrative Procedure Act, Chapter 3.5 (commencing with Section 11340) of Part 1 of Division 3 of Title 2 of the Government Code, for the administration of this chapter...
- (2) Establish and publish any procedures and policies in connection with the administration of this chapter as it deems necessary....”

Government Code Section 15503 states:

Whenever the board is required to make allocations or apportionments under this part, it shall prescribe rules and regulations for the administration of, and not inconsistent with, the act making the appropriation of funds to be allocated or apportioned. The board shall require the procedure, forms, and the submission of any information it may deem necessary or appropriate. Unless otherwise provided in the appropriation act, the board may require that applications for allocations or apportionments be submitted to it for approval.

Budget Letter 10-09 requires that if there are insufficient bond proceeds, departments and agencies are responsible for prioritizing the projects that will be funded consistent with the prioritization criteria outlined (including job creation). It also indicates that if bond proceeds are not managed efficiently, additional bonds may not be sold for the program.

School Facility Program (SFP) Regulation Section 1859.2 states:

‘For the purpose of these regulations, the terms set forth below shall have the following meanings, subject to the provisions of the Act:...

“Unfunded List” means an information list of unfunded projects, with the exception of the unfunded list defined below as “Unfunded List (Lack of AB 55 Loans)”.

“Unfunded List (Lack of AB 55 Loans)” means an information list of unfunded projects that was created due to the State’s inability to provide interim financing from the Pooled Money Investment Account (AB 55 loans) to fund school construction projects as declared in the Department of Finance Budget Letter #33 issued on December 18, 2008.”

SFP Regulation Section 1859.90.2, “Priority Funding Process” states:

The priority funding process allows the Board to distribute available funds to districts or charter schools that request, pursuant to (a) or (b) below, as applicable, an Apportionment or an advance release of funds from a Preliminary Apportionment or Preliminary Charter School Apportionment, during specific 30-calendar day filing periods beginning with July 27, 2011 and continuing with the 2nd Wednesday of January and the 2nd Wednesday of July of 2012. Requests submitted during the filing periods described above are valid until the next filing period begins. The specific 30-calendar day filing periods subsequent to 2012 begin with January 9, 2013 and continue with the 2nd Wednesday of May and the 2nd Wednesday of November, each calendar year. Requests submitted during the filing period beginning with January 9, 2013 are valid until June 30, 2013. Requests submitted during a filing period beginning with the 2nd Wednesday of May are valid from July 1 until December 31 of that year. Requests submitted during a filing period beginning with the 2nd Wednesday in November are valid from January 1 until June 30 of the following year. Requests must be physically received by the OPSC by the 30th calendar day of each filing period to be considered valid.

(a) In order to be considered for an Apportionment, approved advance release of design funds from a Preliminary Charter School Apportionment, or approved advance release of environmental hardship site acquisition funds from a Preliminary Apportionment, the district or charter school must provide a priority funding request in the form of a written statement signed by an authorized representative that includes each of the project Application numbers, and

ATTACHMENT A

AUTHORITY (cont.)

the type of Apportionment request (e.g., Apportionment, separate Apportionment for design or site acquisition), within the 30-calendar day filing period, and shall contain the following:

- (1) Statement that the request is to convert the unfunded approval to an Apportionment or to receive an approved advance release of funds; and
- (2) Acknowledgement that a valid, original signature Form SAB 50-05 must be submitted and physically received by the OPSC within 90 calendar days of Apportionment or approved advance release of funds request, except for a Career Technical Education Facilities Project in (a)(5), and that failure to do so will result in the rescission of the Apportionment or approved advance release of funds request without further Board action; and
- (3) Acknowledgement that a Grant Agreement must be submitted pursuant to Section 1859.90.4 and physically received by the OPSC prior to, or concurrently with, the Form SAB 50-05 referenced in (a)(2); and
- (4) Acknowledgement that, if the district submits the Form SAB 50-05 on or after July 1, 2013 and is required to submit an LCP third party report, pursuant to Section 1859.97(b), the report will be submitted to the OPSC and the DIR at least 60 days prior to submitting the Form SAB 50-05; and
- (5) For those receiving an Apportionment, acknowledgement that by participating in the priority funding process, the district or charter school is waiving its right to the 18 month timeline for fund release submittal described in Section 1859.90.
- (6) For a Career Technical Education Facilities Project that was granted an unfunded approval without the required CDE plan approval and/or required DSA-approved plans and specifications, the applicant's request must include:
 - (A) Acknowledgement that the applicant must submit the required approval(s) to the OPSC within 12 months from the date of the Apportionment. If the required submittal(s) is not received within 12 months, the Apportionment shall be rescinded without further Board action pursuant to Section 1859.197(c)(1); and
 - (B) Acknowledgement that a valid, original signature Form SAB 50-05 must be submitted and physically received by the OPSC within 90 calendar days of the submittal described in (6)(A) and that failure to do so will result in the rescission of the Apportionment without further Board action; and
 - (C) Acknowledgement that a Grant Agreement must be submitted pursuant to Section 1859.90.4 and physically received by the OPSC prior to, or concurrently with, the Form SAB 50-05 referenced in (a)(6)(B).
- (b) In order to be considered for an approved advance release of site acquisition funds from a Preliminary Charter School Apportionment, the district or charter school must provide a priority funding request in the form of a written statement signed by an authorized representative within the 30-calendar day filing period, and shall contain all of the following:
 - (1) Statement that the request is to convert the advance release of funds to an approved advance release of funds request; and,
 - (2) Acknowledgement that a valid, original signature Form SAB 50-05 must be submitted and physically received by the OPSC within 180 calendar days of the approved advance release of funds request and that failure to do so will result in the rescission of the approved advance release of funds request without further Board action; and
 - (3) Acknowledgement that a Grant Agreement must be submitted pursuant to Section 1859.90.4 and physically received by the OPSC prior to, or concurrently with, the Form SAB 50-05 referenced in (b)(2); and
 - (4) Acknowledgement that it must provide evidence that it has entered into the Charter School Agreements within 90 calendar days of approval of the advance release of funds request and that failure to do so will result in the rescission of the approval without further Board action.
- (c) If a district or charter school receives an Apportionment or approved advance release of funds request through the priority funding process, the OPSC must receive a valid, original signature copy of the Form SAB 50-05 within the specified time period, pursuant to (a)(2), (a)(6) or (b)(2), as applicable, and a Grant Agreement, pursuant to (a)(3), (a)(6)(C), or (b)(3), as applicable. Upon submittal of the original signature copy of the Form SAB 50-05, if OPSC determines that the Form SAB 50-05 is not valid, the district will have ten business days to amend the Form SAB 50-05 in order to make the Form SAB 50-05 valid. If the OPSC does not receive a valid, original signature copy of the Form SAB 50-05 within the time period:
 - (1) The priority funding Apportionment or approved advance release of funds request shall be rescinded without further Board action, and

ATTACHMENT A

AUTHORITY (cont.)

(2) If the Application is not subject to rescission pursuant to Section 1859.90.3(c) as defined in Section 1859.90.3(d), the Application shall return to the Unfunded List (Lack of AB 55 Loans) with a new unfunded approval date that is 90 calendar days from the date of Apportionment or approval of the advance release of funds request.

(d) In the event that the amount of requests received during a specific 30-calendar day filing period exceeds the funds available, the Board shall apportion based on the unfunded approval date and the Application received date up to the available cash from each bond source. Projects that have requested to participate in the priority funding process for which an Apportionment cannot be provided shall retain their date order position on the Unfunded List (Lack of AB 55 Loans). Requests not converted to Apportionments will not be returned to the district or kept by the OPSC.

(e) For purposes of this section “rescinded” or “rescission” shall mean that the Apportionment or approved advance release of funds request returns to unfunded approval status with a new unfunded approval date, except for (a)(5)(A). The new unfunded approval date will be 90 calendar days from the Apportionment date. The district or charter school will not be required to re-submit the Application and no further Application review will be required.

SFP Regulation Section 1859.90.3, “Participation in the Priority Funding Process” states:

This section applies to Applications for funding for new construction, modernization, Overcrowding Relief Grant, Career Technical Education Facilities Program, Facility Hardship pursuant to Section 1859.82 and rehabilitation pursuant to Section 1859.83(e), and Charter School Facilities Program, excluding advance release of design and/or site acquisition funds from a Preliminary Charter School Apportionment.

(a) For each Application on the Unfunded List (Lack of AB 55 Loans) for new construction, modernization, Facility Hardship pursuant to Section 1859.82 or rehabilitation pursuant to Section 1859.83(e), the occurrences of (1) or (2) below shall be limited after the effective date of this regulation section [March 25, 2013]. For each Application on the Unfunded List (Lack of AB 55 Loans) for Overcrowding Relief Grant, Career Technical Education Facilities Program, and Charter School Facilities Program, excluding advance release of design and/or site acquisition funds from a Preliminary Charter School Apportionment, the occurrences of (1) or (2) below shall be limited after the effective date of this regulation section [October 1, 2014]:

(1) The district abstains from participating in a priority funding 30-calendar day filing period described in Section 1859.90.2 for the Application on the Unfunded List (Lack of AB 55 Loans).

(2) The Application receives a priority funding Apportionment pursuant to Section 1859.90.2(a), and the district fails to meet the fund release requirements pursuant to Section 1859.90.2(c).

(b) The first occurrence of (a)(1) or (a)(2) shall result in the following, as applicable:

(1) If (a)(1) occurs, the Application shall retain its place on the Unfunded List (Lack of AB 55 Loans).

(2) If (a)(2) occurs, the priority funding Apportionment shall be rescinded and the Application shall be returned to the Unfunded List (Lack of AB 55 Loans) pursuant to Section 1859.90.2(c)(2).

(c) If subsection (b) has occurred, a subsequent occurrence of either (a)(1) or (a)(2) shall result in the rescission of the Application’s Apportionment and/or unfunded approval, as applicable, and the removal of the Application from the Unfunded List (Lack of AB 55 Loans) without further Board action. The Application shall be returned to the applicant.

(d) For purposes of subsection (c), “rescinded” or “rescission” of an unfunded approval shall mean that the bond authority associated with the Apportionment or unfunded approval, as applicable, returns to the appropriate School Facility Program bond authority source for reallocation. If applicable, the pupils housed in the project will be added back to the district’s baseline eligibility pursuant to Sections 1859.51(d) for new construction or 1859.61(d) for modernization.

SFP Regulation Section 1859.129(b)(2) states:

Has 18 months from the date the DSA and CDE approved plans were submitted to the OPSC to submit a completed Form SAB 50-05 or the apportionment will be rescinded without further Board action. If the district is requesting an Apportionment pursuant to Section 1859.90.1 or 1859.90.2, the Board will require that this time limit be reduced to no more than 90 days from the date of the apportionment.

ATTACHMENT A

AUTHORITY (cont.)

SFP Regulation Section 1859.197 (b)(2) states:

Has 18 months from the date the CDE plan approval and DSA-approved plans and specifications, as needed, are submitted to the OPSC to submit a completed Form SAB 50-05 or the Apportionment shall be rescinded without further Board action. If the district is requesting an Apportionment pursuant to Section 1859.90.1 or 1859.90.2, the Board will require that this time limit be reduced to no more than 90 days from the date of the Apportionment.

Unfunded Approvals Receiving Priority Funding Apportionsments

SCHOOL FACILITY PROGRAM
State Allocation Board Meeting, April 24, 2019

County	School District	Application Number	Program	Approval	Received Date	SAB Unfunded Approval	Financial Hardship Apportionment	Loan	State Share	Total Apportionment	Cumulative Amount	Prop. 1A	Prop. 47	Prop. 55	Prop. 1D	Prop. 51	Submitted Certification Letter November 2018	Grant Agreement Received as of 04/07/2019
ORANGE	GARDEN GROVE UNIFIED	51/66522-00-003	Facility Hardship	G	9/6/2017	5/23/2018	0.00	0.00	5,250,146.00	5,250,146.00	5,250,146.00	0.00	0.00	0.00	0.00	5,250,146.00	Yes	Yes
ORANGE	GARDEN GROVE UNIFIED	51/66522-00-001	Facility Hardship	G	9/25/2017	5/23/2018	0.00	0.00	5,390,952.00	5,390,952.00	5,390,952.00	0.00	0.00	0.00	0.00	5,390,952.00	Yes	Yes
SAN BERNARDINO	NEEDLES UNIFIED	51/67801-00-001	Facility Hardship	G	3/19/2008	6/27/2018	0.00	0.00	28,243.00	28,243.00	10,659,385.00	0.00	0.00	0.00	0.00	28,243.00	Yes	N/A
LOS ANGELES	LOS ANGELES UNIFIED	51/64733-00-002	Facility Hardship	G	2/24/2016	9/26/2018	\$0.00	0.00	\$2,951,576.00	2,951,576.00	13,610,961.00	0.00	0.00	0.00	0.00	2,951,576.00	Yes	No
TEHAMA	LOS MOLINOS UNIFIED	58/71571-00-002	Rehabilitation	G	5/21/2018	9/26/2018	\$94,633.29	0.00	\$181,797.00	276,430.29	13,887,391.00	0.00	0.00	0.00	0.00	276,430.29	Yes	No
HUMBOLDT	SCOTIA UNION ELEMENTARY	58/63024-00-006	Rehabilitation	G	6/19/2018	9/26/2018	\$684,513.00	0.00	\$1,296,486.00	1,980,999.00	15,868,390.29	0.00	0.00	0.00	0.00	1,980,999.00	Yes	Yes
DEL NORTE	DEL NORTE COUNTY UNIFIED	58/61820-00-001	Rehabilitation	G	7/13/2018	10/24/2018	\$0.00	0.00	\$216,068.00	216,068.00	16,084,458.29	0.00	0.00	0.00	0.00	216,068.00	Yes	Yes
DEL NORTE	DEL NORTE COUNTY UNIFIED	58/61820-00-003	Rehabilitation	G	7/20/2018	10/24/2018	\$0.00	0.00	\$304,159.00	304,159.00	16,388,617.29	0.00	0.00	0.00	0.00	304,159.00	Yes	Yes
SAN DIEGO	FALLBROOK UNION ELEMENTARY	51/68114-00-003	Facility Hardship	G	8/9/2017	12/11/2018	0.00	0.00	769,514.00	769,514.00	17,158,131.29	0.00	0.00	0.00	769,514.00	0.00	Yes	Yes
HUMBOLDT	KLAMATH-TRINITY JOINT UNIFIED	51/62901-00-015	Facility Hardship	G	4/16/2018	12/11/2018	1,048,571.00	0.00	1,048,571.00	2,097,142.00	19,255,273.29	0.00	0.00	0.00	0.00	2,097,142.00	Yes	No
HUMBOLDT	KLAMATH-TRINITY JOINT UNIFIED	51/62901-00-016	Facility Hardship	G	4/26/2018	12/11/2018	183,760.50	0.00	183,760.50	367,521.00	19,622,794.29	0.00	0.00	0.00	0.00	367,521.00	Yes	No
KERN	SIERRA SANDS UNIFIED	58/73742-00-005	Rehabilitation	G	7/31/2018	12/11/2018	0.00	0.00	988,025.00	988,025.00	20,610,819.29	0.00	0.00	0.00	0.00	988,025.00	Yes	No
SOLANO	VACAVILLE UNIFIED	58/70575-00-005	Rehabilitation	G	8/22/2018	12/11/2018	0.00	0.00	474,438.00	474,438.00	21,085,257.29	0.00	0.00	0.00	0.00	474,438.00	Yes	No
SAN DIEGO	FALLBROOK UNION ELEMENTARY	51/68114-00-004	Facility Hardship	G	9/12/2018	12/11/2018	0.00	0.00	11,105,406.00	11,105,406.00	32,190,683.29	0.00	0.00	0.00	1,805,406.00	9,300,000.00	Yes	No
FRESNO	RAISIN CITY ELEMENTARY	57/62380-00-001	Modernization	G	11/20/2013	4/25/2018	715,308.00	0.00	1,126,261.00	1,841,569.00	34,032,232.29	0.00	0.00	0.00	0.00	1,841,569.00	Yes	Yes
FRESNO	RAISIN CITY ELEMENTARY	57/62380-00-001	Modernization	G	11/20/2013	2/27/2019	308,368.00	0.00	463,727.00	772,095.00	34,804,327.29	0.00	0.00	0.00	0.00	772,095.00	Yes	Yes
SACRAMENTO	NATOMAS UNIFIED	54/75283-00-006	Charter	G	5/25/2017	5/23/2018	0.00	0.00	2,075,955.00	2,075,955.00	36,880,282.29	0.00	0.00	0.00	0.00	2,075,955.00	Yes	No
SACRAMENTO	NATOMAS UNIFIED	54/75283-00-007	Charter	G	5/25/2017	5/23/2018	0.00	0.00	4,114,640.00	4,114,640.00	40,994,922.29	0.00	0.00	0.00	0.00	4,114,640.00	Yes	No
SACRAMENTO	ELK GROVE UNIFIED	55/67314-00-004	Career Tech New Construction	G	2/16/2018	5/23/2018	0.00	0.00	1,588,345.00	1,588,345.00	42,583,267.29	0.00	0.00	0.00	0.00	1,588,345.00	Yes	No
SACRAMENTO	ELK GROVE UNIFIED	55/67314-00-005	Career Tech New Construction	G	2/16/2018	5/23/2018	0.00	0.00	2,078,653.00	2,078,653.00	44,661,920.29	0.00	0.00	0.00	0.00	2,078,653.00	Yes	No
BUTTE	CHICO UNIFIED	55/61424-00-004	Career Tech New Construction	G	2/21/2018	5/23/2018	0.00	0.00	3,000,000.00	3,000,000.00	47,661,920.29	0.00	0.00	0.00	0.00	3,000,000.00	Yes	No
LOS ANGELES	DOWNEY UNIFIED	55/64451-00-002	Career Tech New Construction	G	2/21/2018	5/23/2018	0.00	0.00	1,949,793.00	1,949,793.00	49,610,713.29	0.00	0.00	0.00	0.00	1,949,793.00	Yes	No
LOS ANGELES	LOS ANGELES UNIFIED	59/64733-00-029	Career Tech Rehabilitation	G	2/21/2018	5/23/2018	0.00	0.00	1,500,000.00	1,500,000.00	51,130,713.29	0.00	0.00	0.00	0.00	1,500,000.00	Yes	No
SONOMA	WILMAR UNION ELEMENTARY	57/71019-00-002	Modernization	G	5/5/2014	6/27/2018	0.00	0.00	198,831.00	198,831.00	51,309,544.29	0.00	0.00	0.00	0.00	198,831.00	Yes	Yes
AMADOR	AMADOR COUNTY OFFICE OF EDUCATION	50/10033-00-002	New Construction	G	5/12/2014	6/27/2018	1,814,263.50	0.00	1,814,263.50	3,628,527.00	54,938,071.29	0.00	0.00	0.00	0.00	3,628,527.00	Yes	No
SAN FRANCISCO	SAN FRANCISCO UNIFIED	57/68478-00-043	Modernization	G	5/14/2014	6/27/2018	0.00	0.00	7,308,412.00	7,308,412.00	62,246,483.29	0.00	0.00	0.00	3,920,000.00	3,388,412.00	Yes	No
YUBA	YUBA COUNTY OFFICE OF EDUCATION	57/10587-00-001	Modernization	D	5/15/2014	6/27/2018	0.00	0.00	59,657.00	59,657.00	62,306,140.29	0.00	0.00	0.00	0.00	59,657.00	Yes	Yes
YUBA	YUBA COUNTY OFFICE OF EDUCATION	57/10587-00-002	Modernization	D	5/15/2014	6/27/2018	15,441.00	0.00	23,161.00	38,602.00	62,344,742.29	0.00	0.00	0.00	0.00	38,602.00	Yes	Yes
YUBA	YUBA COUNTY OFFICE OF EDUCATION	57/10587-00-003	Modernization	D	5/15/2014	6/27/2018	40,006.00	0.00	40,006.00	66,676.00	62,411,418.29	0.00	0.00	0.00	0.00	66,676.00	Yes	Yes
YUBA	YUBA COUNTY OFFICE OF EDUCATION	57/10587-00-004	Modernization	D	5/15/2014	6/27/2018	11,230.00	0.00	16,844.00	28,074.00	62,439,492.29	0.00	0.00	0.00	0.00	28,074.00	Yes	Yes
YUBA	YUBA COUNTY OFFICE OF EDUCATION	57/10587-00-005	Modernization	D	5/15/2014	6/27/2018	80,011.00	0.00	120,016.00	200,027.00	62,639,519.29	0.00	0.00	0.00	0.00	200,027.00	Yes	Yes
YUBA	YUBA COUNTY OFFICE OF EDUCATION	57/10587-00-006	Modernization	D	5/15/2014	6/27/2018	16,844.00	0.00	25,267.00	42,111.00	62,681,630.29	0.00	0.00	0.00	0.00	42,111.00	Yes	No
BUTTE	CHICO UNIFIED	59/61424-00-006	Career Tech Rehabilitation	G	2/21/2018	5/23/2018	0.00	0.00	1,201,901.00	1,201,901.00	63,883,531.29	0.00	0.00	0.00	0.00	1,201,901.00	Yes	No
BUTTE	CHICO UNIFIED	59/61424-00-005	Career Tech Rehabilitation	G	2/21/2018	6/27/2018	0.00	0.00	29,846.00	29,846.00	63,913,377.29	0.00	0.00	0.00	29,846.00	0.00	Yes	No
FRESNO	FRESNO UNIFIED	50/62166-00-029	New Construction	G	5/21/2014	8/15/2018	0.00	0.00	636,277.00	636,277.00	64,549,654.29	0.00	0.00	0.00	0.00	636,277.00	Yes	No
SAN MATEO	SEQUOIA UNION HIGH	50/69062-01-004	New Construction	G	5/21/2014	8/15/2018	0.00	0.00	2,852,069.00	2,852,069.00	67,401,723.29	0.00	0.00	0.00	0.00	2,852,069.00	Yes	Yes
TULARE	LIBERTY ELEMENTARY	50/71985-00-002	New Construction	G	5/23/2014	8/15/2018	0.00	0.00	691,774.00	691,774.00	68,093,497.29	0.00	0.00	0.00	0.00	691,774.00	Yes	Yes
TULARE	WOODLAKE UNIFIED	57/76794-00-001	Modernization	G	5/23/2014	8/15/2018	0.00	0.00	264,152.00	264,152.00	68,357,649.29	0.00	0.00	0.00	0.00	264,152.00	Yes	Yes
ORANGE	PLACENTIA-YORBA LINDA UNIFIED	57/66647-00-036	Modernization	G	6/6/2014	8/15/2018	0.00	0.00	1,612,559.00	1,612,559.00	69,970,208.29	0.00	0.00	0.00	0.00	1,612,559.00	Yes	Yes
SAN FRANCISCO	SAN FRANCISCO UNIFIED	57/68478-00-044	Modernization	G	6/9/2014	8/15/2018	0.00	0.00	1,836,595.00	1,836,595.00	71,806,803.29	0.00	0.00	0.00	0.00	1,836,595.00	Yes	Yes
SAN DIEGO	GROSSMONT UNION HIGH	57/68130-00-021	Modernization	G	6/12/2014	8/15/2018	0.00	0.00	9,202,126.00	9,202,126.00	81,008,329.29	0.00	0.00	0.00	0.00	9,202,126.00	Yes	No
SAN LUIS OBISPO	SAN LUIS COASTAL UNIFIED	54/69809-00-001	Charter	G	4/13/2018	8/15/2018	0.00	0.00	2,680,652.00	2,680,652.00	83,689,551.29	0.00	0.00	0.00	0.00	2,680,652.00	Yes	No
FRESNO	MENDOTA UNIFIED	57/75127-00-005	Modernization	G	6/13/2014	9/26/2018	0.00	0.00	2,046,611.00	2,046,611.00	83,593,092.29	0.00	0.00	0.00	0.00	2,046,611.00	Yes	No
FRESNO	MENDOTA UNIFIED	57/75127-00-006	Modernization	G	6/13/2014	9/26/2018	0.00	0.00	1,368,721.00	1,368,721.00	87,104,813.29	0.00	0.00	0.00	0.00	1,368,721.00	Yes	No
SAN FRANCISCO	SAN FRANCISCO UNIFIED	57/68478-00-045	Modernization	G	6/17/2014	9/26/2018	0.00	0.00	1,725,865.00	1,725,865.00	88,830,678.29	0.00	0.00	0.00	0.00	1,725,865.00	Yes	No
SAN FRANCISCO	SAN FRANCISCO UNIFIED	57/68478-00-046	Modernization	G	6/19/2014	9/26/2018	0.00	0.00	2,836,882.00	2,836,882.00	91,667,560.29	0.00	0.00	0.00	0.00	2,836,882.00	Yes	No
TULARE	PORTERVILLE UNIFIED	57/75523-00-013	Modernization	G	6/23/2014	9/26/2018	0.00	0.00	2,110,130.00	2,110,130.00	93,777,690.29	0.00	0.00	0.00	0.00	2,110,130.00	Yes	No
FRESNO	KINGS CANYON JOINT UNIFIED	50/62265-00-008	New Construction	G	6/25/2014	9/26/2018	0.00	0.00	478,661.00	478,661.00	94,256,351.29	0.00	0.00	0.00	0.00	478,661.00	Yes	No
FRESNO	KINGS CANYON JOINT UNIFIED	50/62265-00-009	New Construction	G	7/9/2014	9/26/2018	0.00	0.00	1,483,672.00	1,483,672.00	95,740,023.29	0.00	0.00	0.00	0.00	1,483,672.00	Yes	No
SAN DIEGO	POWAY UNIFIED	50/68296-00-021	New Construction	G	7/3/2014	9/26/2018	0.00	0.00	27,672,923.00	27,672,923.00	123,412,946.29	0.00	0.00	0.00	0.00	27,672,923.00	Yes	Yes
FRESNO	FRESNO UNIFIED	59/62166-00-001																

Unfunded Approvals Receiving Priority Funding Apportionments

SCHOOL FACILITY PROGRAM
State Allocation Board Meeting, April 24, 2019

County	School District	Application Number	Program	Approval	Received Date	SAB Unfunded Approval	Financial Hardship Apportionment	Loan	State Share	Total Apportionment	Cumulative Amount	Prop. 1A	Prop. 47	Prop. 55	Prop. 1D	Prop. 51	Submitted Certification Letter November 2018	Grant Agreement Received as of 04/07/2019
FRESNO	CLOVIS UNIFIED	57/62117-00-041	Modernization	G	9/5/2014	12/11/2018	0.00	0.00	5,329,279.00	5,329,279.00	196,735,558.97	0.00	0.00	0.00	0.00	5,329,279.00	Yes	Yes
MARIN	ROSS VALLEY	57/75002-00-007	Modernization	D	9/5/2014	12/11/2018	0.00	0.00	1,560,621.00	1,560,621.00	198,296,179.97	0.00	0.00	0.00	0.00	1,560,621.00	Yes	No
SACRAMENTO	SAN JUAN UNIFIED	54/67447-00-007	Charter	D	6/5/2017	12/11/2018	0.00	0.00	428,418.20	428,418.20	198,724,598.17	0.00	0.00	0.00	428,418.20	0.00	Yes	No
LOS ANGELES	WISEBURN UNIFIED	59/78869-00-002	Career Tech Rehabilitation	G	2/21/2018	12/11/2018	0.00	0.00	395,451.00	395,451.00	199,120,049.17	0.00	0.00	0.00	0.00	395,451.00	Yes	No
KINGS	CENTRAL UNION ELEMENTARY	57/63883-00-001	Modernization	G	8/22/2018	12/11/2018	2,724,497.00	0.00	4,133,107.00	6,857,604.00	205,977,653.17	0.00	0.00	0.00	0.00	6,857,604.00	Yes	Yes
FRESNO	CENTRAL UNIFIED	57/73965-00-008	Modernization	G	11/6/2013	1/22/2019	0.00	0.00	3,275,384.00	3,275,384.00	209,253,037.17	0.00	0.00	0.00	0.00	3,275,384.00	Yes	No
ALAMEDA	OAKLAND UNIFIED	54/61259-09-008	Charter	D	5/26/2017	1/22/2019	0.00	123,238.70	123,238.70	246,477.40	209,499,514.57	0.00	0.00	0.00	0.00	246,477.40	Yes	No
ALAMEDA	OAKLAND UNIFIED	54/61259-09-009	Charter	D	5/26/2017	1/22/2019	0.00	1,282,740.00	1,282,740.00	2,565,480.00	212,064,994.57	0.00	0.00	0.00	0.00	2,565,480.00	Yes	No
ALAMEDA	OAKLAND UNIFIED	54/61259-00-011	Charter	D	6/2/2017	1/22/2019	0.00	1,020,554.30	1,020,554.30	2,041,108.60	214,106,103.17	0.00	0.00	0.00	0.00	2,041,108.60	Yes	No
ALAMEDA	OAKLAND UNIFIED	54/61259-00-006	Charter	D	6/5/2017	1/22/2019	0.00	1,093,590.50	1,093,590.50	2,187,181.00	216,293,284.17	0.00	0.00	0.00	0.00	2,187,181.00	Yes	No
ALAMEDA	OAKLAND UNIFIED	54/61259-09-006	Charter	D	6/5/2017	1/22/2019	0.00	237,707.30	237,707.30	475,414.60	216,768,698.77	0.00	0.00	0.00	0.00	475,414.60	Yes	Yes
ALAMEDA	OAKLAND UNIFIED	54/61259-09-007	Charter	D	6/5/2017	1/22/2019	0.00	512,292.70	512,292.70	1,024,585.40	217,793,284.17	0.00	0.00	0.00	0.00	1,024,585.40	Yes	No
ALAMEDA	OAKLAND UNIFIED	54/61259-13-005	Charter	D	6/5/2017	1/22/2019	0.00	69,635.80	69,635.80	139,271.60	217,932,555.77	0.00	0.00	0.00	0.00	139,271.60	Yes	No
ALAMEDA	OAKLAND UNIFIED	54/61259-13-006	Charter	D	6/5/2017	1/22/2019	0.00	337,475.40	337,475.40	674,950.80	218,607,506.57	0.00	0.00	0.00	0.00	674,950.80	Yes	No
SANTA CLARA	EAST SIDE UNION HIGH	54/69427-00-005	Charter	D	6/5/2017	1/22/2019	0.00	1,552,568.80	1,552,568.80	3,105,137.60	221,712,644.17	0.00	0.00	0.00	0.00	3,105,137.60	Yes	No
SANTA CLARA	EAST SIDE UNION HIGH	54/69427-00-006	Charter	D	6/5/2017	1/22/2019	0.00	27,429.70	27,429.70	54,859.40	221,767,503.57	0.00	0.00	0.00	0.00	54,859.40	Yes	No
FRESNO	FRESNO UNIFIED	53/62166-00-007	Critically Overcrowded Schools	L	10/31/2011	1/23/2019	0.00	0.00	104,426.07	104,426.07	221,871,929.64	0.00	0.00	104,426.07	0.00	0.00	N/A	N/A
RIVERSIDE	LAKE ELSINORE UNIFIED	50/75176-00-020	New Construction	L	8/23/2011	3/27/2019	0.00	0.00	1,962.00	1,962.00	221,873,891.64	0.00	0.00	1,962.00	0.00	0.00	N/A	No
Total							8,412,123.79	7,541,294.20	205,920,473.65	221,873,891.64		-	2,600,000.00	2,617,482.07	16,818,665.38	199,837,744.19		

Proposition 47 Unfunded Approvals Receiving Priority Funding Apportionments

SCHOOL FACILITY PROGRAM
State Allocation Board Meeting, April 24, 2019

County	School District	Application Number	Program	Approval	Received Date	SAB Unfunded Approval	Financial Hardship Apportionment	Loan	State Share	Total Apportionment	Cumulative Amount	Prop. 47	Submitted Certification Letter November 2018	Grant Agreement Received as of 04/07/2019
TULARE	PIXLEY UNION ELEMENTARY	58/72041-00-001	Rehabilitation	G	11/16/2018	3/27/2019	203,460.00	0.00	305,190.00	508,650.00	508,650.00	64,502.50	n/a	n/a
FRESNO	CLOVIS UNIFIED	50/62117-00-019	New Construction	G	9/5/2014	12/11/2018	0.00	0.00	3,184,969.00	3,184,969.00	3,693,619.00	2,600,000.00	Yes	No
Total							-	-	3,184,969.00	3,693,619.00		2,664,502.50		

Proposition 55 Unfunded Approvals Receiving Priority Funding Apportionments

SCHOOL FACILITY PROGRAM
State Allocation Board Meeting, April 24, 2019

County	School District	Application Number	Program	Approval	Received Date	SAB Unfunded Approval	Financial Hardship Apportionment	Loan	State Share	Total Apportionment	Cumulative Amount	Prop. 55	Submitted Certification Letter November 2018	Grant Agreement Received as of 04/07/2019
CONTRA COSTA	SAN RAMON VALLEY UNIFIED	50/61804-02-008	New Construction	G	8/20/2014	12/11/2018	0.00	0.00	367,479.00	367,479.00	367,479.00	367,479.00	Yes	No
CONTRA COSTA	SAN RAMON VALLEY UNIFIED	50/61804-02-009	New Construction	G	8/20/2014	12/11/2018	0.00	0.00	1,558,646.00	1,558,646.00	1,926,125.00	1,558,646.00	Yes	No
FRESNO	CLOVIS UNIFIED	50/62117-00-019	New Construction	G	9/5/2014	12/11/2018	0.00	0.00	3,184,969.00	3,184,969.00	5,111,094.00	584,969.00	Yes	No
FRESNO	FRESNO UNIFIED	53/62166-00-007	Critically Overcrowded Schools	L	10/31/2011	1/23/2019	0.00	0.00	104,426.07	104,426.07	5,215,520.07	104,426.07	N/A	N/A
RIVERSIDE	LAKE ELSINORE UNIFIED	50/75176-00-020	New Construction	L	8/23/2011	3/27/2019	0.00	0.00	1,962.00	1,962.00	5,217,482.07	1,962.00	N/A	No
Total							-	-	5,217,482.07	5,217,482.07		2,617,482.07		

Proposition 1D Unfunded Approvals Receiving Priority Funding Apportionments

SCHOOL FACILITY PROGRAM
State Allocation Board Meeting, April 24, 2019

County	School District	Application Number	Program	Approval	Received Date	SAB Unfunded Approval	Financial Hardship Apportionment	Loan	State Share	Total Apportionment	Cumulative Amount	Prop. 1D	Submitted Certification Letter November 2018	Grant Agreement Received as of 04/07/2019
SAN DIEGO	FALLBROOK UNION ELEMENTARY	51/68114-00-003	Facility Hardship	G	8/9/2017	12/11/2018	0.00	0.00	769,514.00	769,514.00	769,514.00	769,514.00	Yes	Yes
KERN	SIERRA SANDS UNIFIED	58/73742-00-005	Rehabilitation	G	7/31/2018	12/11/2018	0.00	0.00	988,025.00	988,025.00	1,757,539.00	988,025.00	Yes	No
SOLANO	VACAVILLE UNIFIED	58/70573-00-001	Rehabilitation	G	8/22/2018	12/11/2018	0.00	0.00	474,438.00	474,438.00	2,231,977.00	474,438.00	Yes	No
SAN DIEGO	FALLBROOK UNION ELEMENTARY	51/68114-00-004	Facility Hardship	G	9/12/2018	12/11/2018	0.00	0.00	11,105,406.00	11,105,406.00	13,337,383.00	1,805,406.00	Yes	No
HUMBOLDT	FORTUNA UNION HIGH	58/62810-00-001	Rehabilitation	G	8/17/2017	1/22/2019	0.00	0.00	2,713,111.00	2,713,111.00	16,050,494.00	2,713,111.00	N/A	Yes
SACRAMENTO	NATOMAS UNIFIED	54/75283-00-008	Charter	D	5/26/2017	2/28/2018	0.00	0.00	285,982.90	285,982.90	16,336,476.90	285,982.90	No	No
SANTA CLARA	ALUM ROCK UNION ELEMENTARY	54/69369-00-002	Charter	D	5/30/2014	6/19/2018	0.00	440,359.70	440,359.70	880,719.40	17,217,196.30	880,719.40	No	No
SANTA CLARA	ALUM ROCK UNION ELEMENTARY	54/69369-00-003	Charter	D	5/30/2014	6/19/2018	0.00	25,675.55	25,675.55	51,351.10	17,268,547.40	51,351.10	No	No
SAN FRANCISCO	SAN FRANCISCO UNIFIED	57/68478-00-043	Modernization	G	5/14/2014	6/27/2018	0.00	0.00	7,308,412.00	7,308,412.00	24,576,959.40	3,920,000.00	Yes	No
BUTTE	CHICO UNIFIED	59/61424-00-005	Career Tech Rehabilitation	G	2/21/2018	6/27/2018	0.00	0.00	29,846.00	29,846.00	24,606,805.40	29,846.00	Yes	No
LOS ANGELES	LOS ANGELES UNIFIED	56/64733-00-015	Overcrowding Relief Grant	L	3/1/2012	10/24/2018	0.00	0.00	548.18	548.18	24,607,353.58	548.18	N/A	N/A
ALAMEDA	HAYWARD UNIFIED	54/61192-02-003	Charter	D	6/5/2017	10/24/2018	0.00	778,478.60	778,478.60	1,556,957.20	26,164,310.78	1,556,957.20	Yes	No
ALAMEDA	HAYWARD UNIFIED	54/61192-02-004	Charter	D	6/5/2017	10/24/2018	0.00	505,582.40	505,582.40	1,011,164.80	27,175,475.58	1,011,164.80	Yes	No
ORANGE	IRVINE UNIFIED	50/73650-00-020	New Construction	G	9/2/2014	12/11/2018	0.00	0.00	5,834,348.00	5,834,348.00	33,009,823.58	5,834,348.00	Yes	No
ALAMEDA	SAN LORENZO UNIFIED	54/61309-00-003	Charter	D	6/5/2017	12/11/2018	0.00	845,455.40	845,455.40	1,690,910.80	34,700,734.38	1,690,910.80	No	No
SACRAMENTO	SAN JUAN UNIFIED	54/67447-00-007	Charter	D	6/5/2017	12/11/2018	0.00	0.00	428,418.20	428,418.20	35,129,152.58	428,418.20	Yes	No
SOLANO	SOLANO COUNTY OFFICE OF EDUCATION	57/10488-00-024	Modernization	G	10/23/2014	2/27/2019	217,896.00	0.00	326,844.00	544,740.00	35,673,892.58	544,740.00	N/A	No
SAN JOAQUIN	TRACY JOINT UNIFIED	54/75499-00-003	Charter	G	7/13/2018	2/27/2019	0.00	0.00	2,486,180.40	2,486,180.40	38,160,072.98	2,486,180.40	N/A	No
SAN JOAQUIN	TRACY JOINT UNIFIED	54/75499-00-004	Charter	G	7/13/2018	2/27/2019	0.00	0.00	2,365,810.30	2,365,810.30	40,525,883.28	2,365,810.30	N/A	No
Total							217,896.00	2,595,551.65	37,712,435.63	40,525,883.28		27,837,471.28		

Proposition 51 Unfunded Approvals Receiving Priority Funding Apportionsments

SCHOOL FACILITY PROGRAM
State Allocation Board Meeting, April 24, 2019

County	School District	Application Number	Program	Approval	Received Date	SAB Unfunded Approval	Financial Hardship Apportionment	Loan	State Share	Total Apportionment	Cumulative Amount	Prop. 51	Submitted Certification Letter November 2018	Grant Agreement Received as of 04/07/2019
KERN	SIERRA SANDS UNIFIED	58/73742-00-004	Rehabilitation	G	11/15/2016	2/28/2018	0.00	0.00	182,369.00	182,369.00	182,369.00	182,369.00	Yes	Yes
ORANGE	GARDEN GROVE UNIFIED	51/66522-00-003	Facility Hardship	G	9/6/2017	5/23/2018	0.00	0.00	5,250,146.00	5,250,146.00	5,432,515.00	5,250,146.00	Yes	Yes
ORANGE	GARDEN GROVE UNIFIED	51/66522-00-004	Facility Hardship	G	9/25/2017	5/23/2018	0.00	0.00	5,380,996.00	5,380,996.00	10,813,511.00	5,380,996.00	Yes	Yes
SAN BERNARDINO	NEEDLES UNIFIED	51/67801-00-001	Facility Hardship	G	3/18/2008	6/27/2018	0.00	0.00	28,243.00	28,243.00	10,841,754.00	28,243.00	Yes	N/A
LOS ANGELES	LOS ANGELES UNIFIED	51/64733-00-002	Facility Hardship	G	2/24/2016	9/26/2018	\$0.00	0.00	\$2,951,576.00	2,951,576.00	13,793,330.00	2,951,576.00	Yes	No
TEHAMA	LOS MOLINOS UNIFIED	58/71571-00-002	Rehabilitation	G	5/21/2018	9/26/2018	\$94,633.29	0.00	\$181,797.00	276,430.29	14,069,760.29	276,430.29	Yes	Yes
HUMBOLDT	SCOTIA UNION ELEMENTARY	58/63024-00-006	Rehabilitation	G	6/19/2018	9/26/2018	\$684,513.00	0.00	\$1,296,486.00	1,980,999.00	16,050,759.29	1,980,999.00	Yes	Yes
LOS ANGELES	LOS ANGELES UNIFIED	58/64733-00-003	Rehabilitation	G	6/27/2018	10/24/2018	\$0.00	0.00	\$800,593.00	800,593.00	16,851,352.29	800,593.00	No	No
DEL NORTE	DEL NORTE COUNTY UNIFIED	58/61820-00-001	Rehabilitation	G	7/13/2018	10/24/2018	\$0.00	0.00	\$216,068.00	216,068.00	17,067,420.29	216,068.00	Yes	Yes
DEL NORTE	DEL NORTE COUNTY UNIFIED	58/61820-00-003	Rehabilitation	G	7/20/2018	10/24/2018	\$0.00	0.00	\$304,159.00	304,159.00	17,371,579.29	304,159.00	Yes	Yes
HUMBOLDT	KLAMATH-TRINITY JOINT UNIFIED	51/62901-00-015	Facility Hardship	G	4/16/2018	12/11/2018	1,048,571.00	0.00	1,048,571.00	2,097,142.00	19,468,721.29	2,097,142.00	Yes	No
HUMBOLDT	KLAMATH-TRINITY JOINT UNIFIED	51/62901-00-016	Facility Hardship	G	4/26/2018	12/11/2018	183,760.50	0.00	183,760.50	367,521.00	19,836,242.29	367,521.00	Yes	No
SAN DIEGO	FALLBROOK UNION ELEMENTARY	51/68114-00-004	Facility Hardship	G	9/12/2018	12/11/2018	0.00	0.00	11,105,406.00	11,105,406.00	30,941,648.29	9,300,000.00	Yes	No
SAN DIEGO	ESCONDIDO UNION ELEMENTARY	58/68098-00-001	Rehabilitation	G	9/14/2017	1/22/2019	0.00	0.00	536,180.88	536,180.88	31,477,829.17	536,180.88	N/A	N/A
ORANGE	ANAHEIM UNION HIGH	51/66431-00-001	Facility Hardship	G	10/17/2018	3/27/2019	0.00	0.00	2,531,711.56	2,531,711.56	34,009,540.73	2,531,711.56	N/A	No
ALAMEDA	OAKLAND UNIFIED	54/61259-09-010	Charter	D	6/5/2017	1/24/2018	0.00	200,206.10	200,206.10	400,412.20	34,409,952.93	400,412.20	No	No
ALAMEDA	OAKLAND UNIFIED	54/61259-09-011	Charter	D	6/5/2017	1/24/2018	0.00	2,150,284.80	2,150,284.80	4,300,569.60	38,710,522.53	4,300,569.60	No	No
ALAMEDA	OAKLAND UNIFIED	54/61259-00-010	Charter	D	6/5/2017	2/28/2018	0.00	1,136,442.50	1,136,442.50	2,272,885.00	40,983,407.53	2,272,885.00	No	No
FRESNO	RAISIN CITY ELEMENTARY	57/62380-00-001	Modernization	G	11/20/2013	4/25/2018	715,308.00	0.00	1,126,261.00	1,841,569.00	42,824,976.53	1,841,569.00	Yes	Yes
FRESNO	RAISIN CITY ELEMENTARY	57/62380-00-001	Modernization	G	11/20/2013	2/27/2019	308,368.00	0.00	463,727.00	772,095.00	43,597,071.53	772,095.00	Yes	Yes
GLENN	LAKE ELEMENTARY	50/62596-00-001	New Construction	G	12/20/2013	5/23/2018	2,094,563.00	0.00	2,107,987.00	4,202,550.00	47,799,621.53	4,202,550.00	Yes	No
SACRAMENTO	NATOMAS UNIFIED	54/75283-00-006	Charter	G	5/25/2017	5/23/2018	0.00	0.00	2,075,955.00	2,075,955.00	49,875,576.53	2,075,955.00	Yes	No
SACRAMENTO	NATOMAS UNIFIED	54/75283-00-007	Charter	G	5/25/2017	5/23/2018	0.00	0.00	4,114,640.00	4,114,640.00	53,990,216.53	4,114,640.00	Yes	No
SACRAMENTO	ELK GROVE UNIFIED	55/67314-00-004	Career Tech New Constructio	G	2/16/2018	5/23/2018	0.00	0.00	1,588,345.00	1,588,345.00	55,578,561.53	1,588,345.00	Yes	No
SACRAMENTO	ELK GROVE UNIFIED	55/67314-00-005	Career Tech New Constructio	G	2/16/2018	5/23/2018	0.00	0.00	2,078,653.00	2,078,653.00	57,657,214.53	2,078,653.00	Yes	No
BUTTE	CHICO UNIFIED	55/61424-00-004	Career Tech New Constructio	G	2/21/2018	5/23/2018	0.00	0.00	3,000,000.00	3,000,000.00	60,657,214.53	3,000,000.00	Yes	No
LOS ANGELES	DOWNNEY UNIFIED	55/64451-00-002	Career Tech New Constructio	G	2/21/2018	5/23/2018	0.00	0.00	1,948,793.00	1,948,793.00	62,606,007.53	1,948,793.00	Yes	No
LOS ANGELES	LOS ANGELES UNIFIED	59/64733-00-029	Career Tech Rehabilitation	G	2/21/2018	5/23/2018	0.00	0.00	1,500,000.00	1,500,000.00	64,106,007.53	1,500,000.00	Yes	No
KINGS	ISLAND UNION ELEMENTARY	57/63933-00-001	Modernization	G	4/24/2014	6/27/2018	256,111.00	0.00	384,168.00	640,279.00	64,746,286.53	640,279.00	No	No
SOLANO	SOLANO COUNTY OFFICE OF EDUCATION	57/10488-00-022	Modernization	G	4/28/2014	6/27/2018	292,000.00	0.00	438,000.00	730,000.00	65,476,286.53	730,000.00	No	Yes
SOLANO	SOLANO COUNTY OFFICE OF EDUCATION	57/10488-00-022	Modernization	G	4/28/2014	9/26/2018	23,746.00	0.00	35,618.00	59,364.00	65,535,650.53	59,364.00	No	Yes
SANOMA	WILMAR UNION ELEMENTARY	57/71019-00-002	Modernization	G	5/5/2014	6/27/2018	0.00	0.00	198,831.00	198,831.00	65,734,481.53	198,831.00	Yes	Yes
AMADOR	AMADOR COUNTY OFFICE OF EDUCATION	50/10033-00-002	New Construction	G	5/12/2014	6/27/2018	1,814,263.50	0.00	1,814,263.50	3,628,527.00	69,363,008.53	3,628,527.00	Yes	No
KERN	MCFARLAND UNIFIED	57/73908-00-006	Modernization	G	5/12/2014	6/27/2018	0.00	0.00	1,200,683.00	1,200,683.00	70,563,691.53	1,200,683.00	No	Yes
SAN FRANCISCO	SAN FRANCISCO UNIFIED	57/68478-00-043	Modernization	G	5/14/2014	6/27/2018	0.00	0.00	7,308,412.00	7,308,412.00	77,872,103.53	3,388,412.00	Yes	No
TULARE	WOODLAKE UNIFIED	57/76794-00-002	Modernization	G	5/14/2014	6/27/2018	0.00	0.00	2,594,328.00	2,594,328.00	80,466,431.53	2,594,328.00	No	No
YUBA	YUBA COUNTY OFFICE OF EDUCATION	57/10587-00-001	Modernization	D	5/15/2014	6/27/2018	0.00	0.00	59,657.00	59,657.00	80,526,088.53	59,657.00	Yes	Yes
YUBA	YUBA COUNTY OFFICE OF EDUCATION	57/10587-00-002	Modernization	D	5/15/2014	6/27/2018	15,441.00	0.00	23,161.00	38,602.00	80,564,690.53	38,602.00	Yes	Yes
YUBA	YUBA COUNTY OFFICE OF EDUCATION	57/10587-00-003	Modernization	D	5/15/2014	6/27/2018	26,670.00	0.00	40,066.00	66,676.00	80,631,366.53	66,676.00	Yes	Yes
YUBA	YUBA COUNTY OFFICE OF EDUCATION	57/10587-00-004	Modernization	D	5/15/2014	6/27/2018	11,230.00	0.00	16,844.00	28,074.00	80,659,440.53	28,074.00	Yes	Yes
YUBA	YUBA COUNTY OFFICE OF EDUCATION	57/10587-00-005	Modernization	D	5/15/2014	6/27/2018	80,011.00	0.00	120,016.00	200,027.00	80,859,467.53	200,027.00	Yes	Yes
YUBA	YUBA COUNTY OFFICE OF EDUCATION	57/10587-00-006	Modernization	D	5/15/2014	6/27/2018	16,844.00	0.00	25,267.00	42,111.00	80,901,578.53	42,111.00	Yes	Yes
BUTTE	CHICO UNIFIED	59/61424-00-005	Career Tech Rehabilitation	G	2/21/2018	5/23/2018	0.00	0.00	1,201,901.00	1,201,901.00	82,103,479.53	1,201,901.00	Yes	No
FRESNO	FRESNO UNIFIED	50/62166-00-029	New Construction	G	5/21/2014	8/15/2018	0.00	0.00	636,277.00	636,277.00	82,739,756.53	636,277.00	Yes	No
SAN MATEO	SEQUOIA UNION HIGH	50/69062-01-004	New Construction	G	5/21/2014	8/15/2018	0.00	0.00	2,852,069.00	2,852,069.00	85,591,825.53	2,852,069.00	Yes	Yes
TULARE	LIBERTY ELEMENTARY	50/71985-00-002	New Construction	G	5/23/2014	8/15/2018	0.00	0.00	691,774.00	691,774.00	86,283,599.53	691,774.00	Yes	Yes
TULARE	WOODLAKE UNIFIED	57/76794-00-001	Modernization	G	5/23/2014	8/15/2018	0.00	0.00	264,152.00	264,152.00	86,547,751.53	264,152.00	Yes	Yes
LOS ANGELES	PASADENA UNIFIED	57/64881-00-035	Modernization	G	6/2/2014	8/15/2018	0.00	0.00	181,799.00	181,799.00	86,729,550.53	181,799.00	No	Yes
ORANGE	PLACENTIA-YORBA LINDA UNIFIED	57/66647-00-036	Modernization	G	6/6/2014	8/15/2018	0.00	0.00	1,612,559.00	1,612,559.00	88,342,109.53	1,612,559.00	Yes	Yes
SAN FRANCISCO	SAN FRANCISCO UNIFIED	57/68478-00-044	Modernization	G	6/9/2014	8/15/2018	0.00	0.00	1,836,595.00	1,836,595.00	90,178,704.53	1,836,595.00	Yes	Yes
SAN DIEGO	GROSSMONT UNION HIGH	57/68130-00-021	Modernization	G	6/12/2014	8/15/2018	0.00	0.00	9,202,126.00	9,202,126.00	99,380,830.53	9,202,126.00	Yes	No
SAN JOAQUIN	LINCOLN UNIFIED	57/68569-00-013	Modernization	G	6/12/2014	8/15/2018	0.00	0.00	260,771.00	260,771.00	99,641,601.53	260,771.00	No	Yes
SAN JOAQUIN	LINCOLN UNIFIED	57/68569-00-014	Modernization	G	6/12/2014	8/15/2018	0.00	0.00	676,118.00	676,118.00	100,317,719.53	676,118.00	No	Yes
SAN LUIS OBISPO	SAN LUIS COASTAL UNIFIED	54/68809-00-001	Charter	G	4/13/2018	8/15/2018	0.00	0.00	2,680,652.00	2,680,652.00	102,998,371.53	2,680,652.00	Yes	Yes
FRESNO	MENDOTA UNIFIED	57/75127-00-005	Modernization	G	6/13/2014	9/26/2018	0.00	0.00	2,046,511.00	2,046,511.00	105,044,882.53	2,046,511.00	Yes	No
FRESNO	MENDOTA UNIFIED	57/75127-00-006	Modernization	G	6/13/2014	9/26/2018	0.00	0.00	1,368,721.00	1,368,721.00	106,413,603.53	1,368,721.00	Yes	No
SAN FRANCISCO	SAN FRANCISCO UNIFIED	57/68478-00-045	Modernization	G	6/17/2014	9/26/2018	0.00	0.00	1,725,865.00	1,725,865.00	108,139,468.53	1,725,865.00	Yes	No
SAN FRANCISCO	SAN FRANCISCO UNIFIED	57/68478-00-046	Modernization	G	6/19/2014	9/26/2018	0.00	0.00	2,836,882.00	2,836,882.00	110,976,350.53	2,836,882.00	Yes	No
TULARE	PORTERVILLE UNIFIED	57/75523-00-013	Modernization	G	6/23/2014	9/26/2018	0.00	0.00	2,110,130.00	2,110,130.00	113,086,480.53	2,110,130.00	Yes	Yes
FRESNO	KINGS CANYON JOINT UNIFIED	50/62265-00-008	New Construction	G	6/25/2014	9/26/2018	0.00	0.00	478,661.00	478,661.00	113,565,141.53	478,661.00	Yes	No
FRESNO	KINGS CANYON JOINT UNIFIED	50/62265-00-009	New Construction	G	7/9/2014	9/26/2018	0.00							

Proposition 51 Unfunded Approvals Receiving Priority Funding Apportions

SCHOOL FACILITY PROGRAM
State Allocation Board Meeting, April 24, 2019

County	School District	Application Number	Program	Approval	Received Date	SAB Unfunded Approval	Financial Hardship Apportionment	Loan	State Share	Total Apportionment	Cumulative Amount	Prop. 51	Submitted Certification Letter November 2018	Grant Agreement Received as of 04/07/2019
YUBA	YUBA COUNTY OFFICE OF EDUCATION	50/10587-00-002	New Construction	D	7/22/2014	10/24/2018	112,250.00	0.00	117,011.00	229,261.00	166,123,318.21	229,261.00	Yes	No
YUBA	YUBA COUNTY OFFICE OF EDUCATION	50/10587-00-003	New Construction	D	7/22/2014	10/24/2018	58,505.50	0.00	58,505.50	117,011.00	166,240,329.21	117,011.00	Yes	No
YUBA	YUBA COUNTY OFFICE OF EDUCATION	50/10587-00-004	New Construction	D	7/22/2014	10/24/2018	58,505.50	0.00	58,505.50	117,011.00	166,357,340.21	117,011.00	Yes	No
YUBA	YUBA COUNTY OFFICE OF EDUCATION	50/10587-00-005	New Construction	D	7/22/2014	10/24/2018	58,505.50	0.00	58,505.50	117,011.00	166,474,351.21	117,011.00	Yes	No
YUBA	YUBA COUNTY OFFICE OF EDUCATION	50/10587-00-006	New Construction	D	7/22/2014	10/24/2018	58,505.50	0.00	58,505.50	117,011.00	166,591,362.21	117,011.00	Yes	No
YUBA	YUBA COUNTY OFFICE OF EDUCATION	50/10587-00-007	New Construction	D	7/22/2014	10/24/2018	58,505.50	0.00	58,505.50	117,011.00	166,708,373.21	117,011.00	Yes	No
YUBA	YUBA COUNTY OFFICE OF EDUCATION	50/10587-00-008	New Construction	D	7/22/2014	10/24/2018	45,504.00	0.00	45,504.00	91,008.00	166,799,381.21	91,008.00	Yes	No
SAN FRANCISCO	SAN FRANCISCO UNIFIED	57/68478-00-048	Modernization	G	7/28/2014	10/24/2018	0.00	0.00	4,143,328.00	4,143,328.00	170,942,709.21	4,143,328.00	Yes	No
LOS ANGELES	LOS ANGELES UNIFIED	50/64733-00-044	New Construction	L	6/26/2002	12/11/2018	0.00	0.00	1,284.82	1,284.82	170,943,994.03	1,284.82	N/A	N/A
FRESNO	FIREBAUGH-LAS DELTAS UNIFIED	50/73809-00-004	New Construction	G	7/31/2014	12/11/2018	0.00	0.00	815,019.00	815,019.00	171,759,013.03	815,019.00	Yes	Yes
FRESNO	KINGS CANYON JOINT UNIFIED	57/62265-00-024	Modernization	G	8/5/2014	12/11/2018	0.00	0.00	602,958.00	602,958.00	172,361,971.03	602,958.00	Yes	No
FRESNO	CLOVIS UNIFIED	57/62117-00-039	Modernization	G	8/7/2014	12/11/2018	0.00	0.00	1,911,945.00	1,911,945.00	174,273,916.03	1,911,945.00	Yes	No
FRESNO	CLOVIS UNIFIED	57/62117-00-040	Modernization	G	8/7/2014	12/11/2018	0.00	0.00	1,171,535.00	1,171,535.00	175,445,451.03	1,171,535.00	Yes	No
TULARE	PORTERVILLE UNIFIED	57/75523-00-014	Modernization	G	8/8/2014	12/11/2018	0.00	0.00	260,771.00	260,771.00	175,706,222.03	260,771.00	Yes	Yes
LOS ANGELES	ROSEMEAD ELEMENTARY	57/64931-00-006	Modernization	G	8/12/2014	12/11/2018	0.00	0.00	180,830.00	180,830.00	175,887,052.03	180,830.00	Yes	No
LOS ANGELES	ROSEMEAD ELEMENTARY	57/64931-00-009	Modernization	G	8/12/2014	12/11/2018	0.00	0.00	231,101.00	231,101.00	176,118,153.03	231,101.00	Yes	No
SAN FRANCISCO	SAN FRANCISCO UNIFIED	57/68478-00-049	Modernization	G	8/12/2014	12/11/2018	0.00	0.00	1,880,576.00	1,880,576.00	177,998,729.03	1,880,576.00	Yes	No
SANTA BARBARA	SANTA BARBARA UNIFIED	57/76786-00-006	Modernization	G	8/13/2014	12/11/2018	0.00	0.00	432,147.00	432,147.00	178,430,876.03	432,147.00	Yes	Yes
MARIN	MARIN COUNTY OFFICE OF EDUCATION	50/10215-00-001	New Construction	G	8/14/2014	12/11/2018	0.00	0.00	1,535,781.00	1,535,781.00	179,966,657.03	1,535,781.00	Yes	Yes
KERN	BAKERSFIELD CITY ELEMENTARY	50/63321-00-028	New Construction	G	8/14/2014	12/11/2018	0.00	0.00	939,646.00	939,646.00	180,906,303.03	939,646.00	Yes	Yes
KERN	BAKERSFIELD CITY ELEMENTARY	50/63321-00-029	New Construction	G	8/14/2014	12/11/2018	0.00	0.00	1,999,736.00	1,999,736.00	182,906,039.03	1,999,736.00	Yes	Yes
FRESNO	KINGS CANYON JOINT UNIFIED	50/62265-00-010	New Construction	G	8/15/2014	12/11/2018	0.00	0.00	590,104.00	590,104.00	183,496,143.03	590,104.00	Yes	No
SAN MATEO	SEQUOIA UNION HIGH	50/69062-01-008	New Construction	G	8/18/2014	12/11/2018	0.00	0.00	8,868,943.00	8,868,943.00	192,365,086.03	8,868,943.00	Yes	Yes
HUMBOLDT	FORTUNA UNION HIGH	57/62810-00-004	Modernization	G	8/20/2014	12/11/2018	0.00	0.00	813,566.00	813,566.00	193,178,652.03	813,566.00	Yes	Yes
SAN LUIS OBISPO	TEMPLETON UNIFIED	57/68841-00-003	Modernization	G	8/20/2014	12/11/2018	0.00	0.00	974,245.00	974,245.00	194,152,897.03	974,245.00	Yes	Yes
SAN DIEGO	GROSSMONT UNION HIGH	50/68130-13-006	New Construction	G	9/2/2014	12/11/2018	0.00	0.00	3,048,061.00	3,048,061.00	197,200,958.03	3,048,061.00	Yes	No
FRESNO	CLOVIS UNIFIED	57/62117-00-041	Modernization	G	9/5/2014	12/11/2018	0.00	0.00	5,329,279.00	5,329,279.00	202,530,237.03	5,329,279.00	Yes	Yes
MARIN	ROSS VALLEY	57/75002-00-007	Modernization	G	9/5/2014	12/11/2018	0.00	0.00	1,560,621.00	1,560,621.00	204,090,858.03	1,560,621.00	Yes	No
LOS ANGELES	WISEBURN UNIFIED	59/76869-00-002	Career Tech Rehabilitation	G	2/21/2018	12/11/2018	0.00	0.00	395,451.00	395,451.00	204,486,309.03	395,451.00	Yes	No
KINGS	CENTRAL UNION ELEMENTARY	57/63883-00-001	Modernization	G	8/22/2018	12/11/2018	2,724,497.00	0.00	4,133,107.00	6,857,604.00	211,343,913.03	6,857,604.00	Yes	Yes
FRESNO	CENTRAL UNIFIED	57/73965-00-008	Modernization	G	11/1/2013	1/22/2019	0.00	0.00	3,275,384.00	3,275,384.00	214,619,297.03	3,275,384.00	Yes	No
CONTRA COSTA	WEST CONTRA COSTA UNIFIED	57/61796-00-048	Modernization	G	11/4/2013	1/22/2019	0.00	0.00	96,652.00	96,652.00	214,715,949.03	96,652.00	N/A	No
TULARE	THREE RIVERS UNION ELEMENTARY	57/72207-00-002	Modernization	G	4/11/2014	1/22/2019	0.00	0.00	1,033,272.00	1,033,272.00	215,749,221.03	1,033,272.00	N/A	Yes
ALAMEDA	OAKLAND UNIFIED	54/61259-09-008	Charter	D	5/26/2017	1/22/2019	0.00	123,238.70	123,238.70	246,477.40	215,995,698.43	246,477.40	Yes	No
ALAMEDA	OAKLAND UNIFIED	54/61259-09-009	Charter	D	5/26/2017	1/22/2019	0.00	1,282,740.00	1,282,740.00	2,565,480.00	218,561,178.43	2,565,480.00	Yes	No
ALAMEDA	OAKLAND UNIFIED	54/61259-12-005	Charter	D	5/26/2017	1/22/2019	0.00	185,933.00	185,933.00	371,866.00	218,933,044.43	371,866.00	N/A	No
ALAMEDA	OAKLAND UNIFIED	54/61259-12-006	Charter	D	5/26/2017	1/22/2019	0.00	189,067.00	189,067.00	378,134.00	219,311,178.43	378,134.00	N/A	No
ALAMEDA	OAKLAND UNIFIED	54/61259-00-011	Charter	D	6/2/2017	1/22/2019	0.00	1,020,554.30	1,020,554.30	2,041,108.60	221,352,287.03	2,041,108.60	Yes	No
ALAMEDA	OAKLAND UNIFIED	54/61259-00-006	Charter	D	6/5/2017	1/22/2019	0.00	1,093,590.50	1,093,590.50	2,187,181.00	223,539,468.03	2,187,181.00	Yes	No
ALAMEDA	OAKLAND UNIFIED	54/61259-09-006	Charter	D	6/5/2017	1/22/2019	0.00	237,707.30	237,707.30	475,414.60	224,014,882.63	475,414.60	Yes	Yes
ALAMEDA	OAKLAND UNIFIED	54/61259-09-007	Charter	D	6/5/2017	1/22/2019	0.00	512,292.70	512,292.70	1,024,585.40	225,039,468.03	1,024,585.40	Yes	No
ALAMEDA	OAKLAND UNIFIED	54/61259-13-005	Charter	D	6/5/2017	1/22/2019	0.00	69,635.80	69,635.80	139,271.60	225,178,739.63	139,271.60	Yes	No
ALAMEDA	OAKLAND UNIFIED	54/61259-13-006	Charter	D	6/5/2017	1/22/2019	0.00	337,475.40	337,475.40	674,950.80	225,853,690.43	674,950.80	Yes	No
SAN BERNARDINO	SAN BERNARDINO CITY UNIFIED	54/67876-00-004	Charter	D	6/5/2017	1/22/2019	0.00	229,399.00	229,399.00	458,798.00	226,312,488.43	458,798.00	N/A	No
SAN DIEGO	CAJON VALLEY UNION ELEMENTARY	54/67991-00-002	Charter	D	6/5/2017	1/22/2019	0.00	262,883.30	262,883.30	525,766.60	226,838,255.03	525,766.60	N/A	No
SAN DIEGO	CAJON VALLEY UNION ELEMENTARY	54/67991-00-003	Charter	D	6/5/2017	1/22/2019	0.00	174,177.90	174,177.90	348,355.80	227,186,610.83	348,355.80	N/A	No
SANTA CLARA	EAST SIDE UNION HIGH	54/69427-00-005	Charter	D	6/5/2017	1/22/2019	0.00	1,552,568.80	1,552,568.80	3,105,137.60	230,291,748.43	3,105,137.60	Yes	No
SANTA CLARA	EAST SIDE UNION HIGH	54/69427-00-006	Charter	D	6/5/2017	1/22/2019	0.00	27,429.70	27,429.70	54,859.40	230,346,607.83	54,859.40	Yes	No
FRESNO	WASHINGTON COLONY ELEMENTARY	50/62513-00-001	New Construction	G	8/20/2014	2/27/2019	720,898.07	0.00	852,965.00	1,573,863.07	231,920,470.90	1,573,863.07	N/A	No
FRESNO	CLOVIS UNIFIED	57/62117-00-042	Modernization	G	9/16/2014	2/27/2019	0.00	0.00	695,814.00	695,814.00	232,616,284.90	695,814.00	N/A	Yes
FRESNO	CLOVIS UNIFIED	57/62117-00-043	Modernization	G	9/16/2014	2/27/2019	0.00	0.00	1,007,271.00	1,007,271.00	233,623,555.90	1,007,271.00	N/A	Yes
SAN BERNARDINO	COLTON JOINT UNIFIED	57/67686-00-018	Modernization	G	9/17/2014	2/27/2019	0.00	0.00	3,864,418.00	3,864,418.00	237,487,973.90	3,864,418.00	N/A	No
ALAMEDA	DUBLIN UNIFIED	50/75093-00-010	New Construction	G	9/19/2014	2/27/2019	0.00	0.00	28,232,500.00	28,232,500.00	265,720,473.90	28,232,500.00	N/A	Yes
FRESNO	CLOVIS UNIFIED	50/62117-00-020	New Construction	G	9/23/2014	2/27/2019	0.00	0.00	342,318.00	342,318.00	266,062,791.90	342,318.00	N/A	Yes
FRESNO	CLOVIS UNIFIED	57/62117-00-044	Modernization	G	9/23/2014	2/27/2019	0.00	0.00	2,098,726.00	2,098,726.00	268,161,517.90	2,098,726.00	N/A	Yes
SAN JOAQUIN	RIPON UNIFIED	50/68650-00-006	New Construction	G	9/25/2014	2/27/2019	0.00	0.00	6,566,866.00	6,566,866.00	274,728,383.90	6,566,866.00	N/A	Yes
SAN BERNARDINO	COLTON JOINT UNIFIED	57/67686-00-020	Modernization	G	9/25/2014	2/27/2019	0.00	0.00	2,668,530.00	2,668,530.00	277,396,913.90	2,668,530.00	N/A	Yes
SAN BERNARDINO	COLTON JOINT UNIFIED	57/67686-00-021	Modernization	G	10/3/2014	2/27/2019	0.00	0.00	1,690,689.00	1,690,689.00	279,087,602.90	1,690,689.00	N/A	Yes
FRESNO	CLOVIS UNIFIED	57/62117-00-045	Modernization	G	10/6/2014	2/27/2019	0.00	0.00	2,460,977.00	2,460,977.00	281,548,579.90	2,460,977.00	N/A	Yes
SANTA BARBARA	SANTA BARBARA UNIFIED	57/76786-00-007	Modernization	G	10/8/2014	2/27/2019	0.00	0.00	777,419.00	777,419.00	282,325,998.90	777,419.00	N/A	Yes
SAN FRANCISCO	SAN FRANCISCO UNIFIED	57/68478-26-005	Modernization	G	10/10/2014	2/27/2019	0.00	0.00	20,675,197.00	20,675,197.00	303,001,195.90	20,675,197.00	N/A	No
SAN FRANCISCO	SAN FRANCISCO UNIFIED	57/68478-00-051	Modernization	G	10/22/2014	2/27/2019	0.00	0.00	6,334,251.00	6,334,251.00	309,335,446.90	6,334,251.00	N/A	No
SAN BERNARDINO	ETIWAANDA ELEMENTARY	50/67702-00-014	New Construction	G	10/23/2014	2/27/2019	0.00	0.00	1,691,195.00	1,691,195.00	311,026,641.90	1,691,195.00	N/A	Yes
SAN DIEGO	CHULA VISTA ELEMENTARY	54/68023-00-002	Charter	G	10/24/2018	2/27/2019	0.00	0.00	2,865,666.00	2,865,666.00	313,892,307.90	2,865,666.00	N/A	No
VENTURA	SIMI VALLEY UNIFIED	57/72603-00-033	Modernization	G	10/29/2014	2/27/2019	0.00	0.00	1,996,455.00	1,996,455.00	315,888,762.90	1,996,455.00	N/A	No
LOS ANGELES	NEWHALL ELEMENTARY	50/64832-00-005	New Construction	G	10/30/2014	2/27/2019	0.00	0.00	5,214,730.00	5,214,730.00	321,103,492.90	5,214,730.00	N/A	Yes
LOS ANGELES	NEWHALL ELEMENTARY	50/64832-00-006	New											

Proposition 51 Unfunded Approvals Receiving Priority Funding Apportionments

SCHOOL FACILITY PROGRAM
State Allocation Board Meeting, April 24, 2019

County	School District	Application Number	Program	Approval	Received Date	SAB Unfunded Approval	Financial Hardship Apportionment	Loan	State Share	Total Apportionment	Cumulative Amount	Prop. 51	Submitted Certification Letter November 2018	Grant Agreement Received as of 04/07/2019
TULARE	VISALIA UNIFIED	50/72256-00-028	New Construction	G	12/3/2014	2/27/2019	0.00	0.00	5,721,022.00	5,721,022.00	344,333,131.90	5,721,022.00	N/A	No
TULARE	VISALIA UNIFIED	57/72256-00-021	Modernization	G	12/3/2014	2/27/2019	0.00	0.00	711,314.00	711,314.00	345,044,445.90	711,314.00	N/A	No
FRESNO	CENTRAL UNIFIED	50/73965-00-018	New Construction	G	10/31/2014	3/27/2019	0.00	0.00	41,273,291.00	41,273,291.00	386,317,736.90	41,273,291.00	N/A	No
MARIN	MILL VALLEY ELEMENTARY	57/65391-00-009	Modernization	G	12/5/2014	3/27/2019	0.00	0.00	1,727,462.00	1,727,462.00	388,045,198.90	1,727,462.00	N/A	No
FRESNO	CLOVIS UNIFIED	57/62117-00-046	Modernization	G	12/23/2014	3/27/2019	0.00	0.00	3,207,308.00	3,207,308.00	391,252,506.90	3,207,308.00	N/A	No
SAN FRANCISCO	SAN FRANCISCO UNIFIED	57/68478-00-052	Modernization	G	12/23/2014	3/27/2019	0.00	0.00	2,418,650.00	2,418,650.00	393,671,156.90	2,418,650.00	N/A	No
SAN FRANCISCO	SAN FRANCISCO UNIFIED	57/68478-00-053	Modernization	G	12/23/2014	3/27/2019	0.00	0.00	4,617,773.00	4,617,773.00	398,288,929.90	4,617,773.00	N/A	No
MONTEREY	MONTEREY COUNTY OFFICE OF EDUCATION	50/10272-00-011	New Construction	G	12/30/2014	3/27/2019	3,776,117.00	0.00	3,951,786.00	7,727,903.00	406,016,832.90	7,727,903.00	N/A	No
BUTTE	MANZANITA ELEMENTARY	57/61499-00-001	Modernization	G	12/30/2014	3/27/2019	706,127.00	0.00	1,464,265.00	2,170,392.00	408,187,224.90	2,170,392.00	N/A	No
ORANGE	IRVINE UNIFIED	50/73650-00-021	New Construction	G	1/8/2015	3/27/2019	\$0.00	0.00	\$123,022,919.00	123,022,919.00	531,210,143.90	123,022,919.00	N/A	No
Total							17,087,244.86	10,785,626.80	503,337,272.24	531,210,143.90		525,484,737.90		

SCHOOL FACILITY PROGRAM
State Allocation Board Meeting, April 24, 2019

County	School District	Application Number	Program	Approval	Received Date	SAB Unfunded Approval	Financial Hardship Apportionment	Loan	State Share	Total Apportionment	Cumulative Amount	Prop. 1A	Prop. 47	Prop. 55	Prop. 1D	Prop. 51	Submitted Certification Letter November 2018	Grant Agreement Received as of 04/07/2019	
KERN	SIERRA SANDS UNIFIED	58/73742-00-004	Rehabilitation	G	11/15/2016	2/28/2018	0.00	0.00	182,369.00	182,369.00	182,369.00	0.00	0.00	0.00	0.00	182,369.00	Yes	Yes	
ORANGE	GARDEN GROVE UNIFIED	51/66522-00-003	Facility Hardship	G	9/6/2017	5/23/2018	0.00	0.00	5,250,146.00	5,250,146.00	5,432,515.00	0.00	0.00	0.00	0.00	5,250,146.00	Yes	Yes	
ORANGE	GARDEN GROVE UNIFIED	51/66522-00-004	Facility Hardship	G	9/25/2017	5/23/2018	0.00	0.00	5,380,996.00	5,380,996.00	10,813,511.00	0.00	0.00	0.00	0.00	5,380,996.00	Yes	Yes	
SAN BERNARDINO	NEEDLES UNIFIED	51/67801-00-001	Facility Hardship	G	3/18/2008	6/27/2018	0.00	0.00	28,243.00	28,243.00	10,841,754.00	0.00	0.00	0.00	0.00	28,243.00	Yes	N/A	
LOS ANGELES	LOS ANGELES UNIFIED	51/64733-00-002	Facility Hardship	G	2/24/2016	9/26/2018	\$0.00	0.00	\$2,951,576.00	2,951,576.00	13,793,330.00	0.00	0.00	0.00	0.00	2,951,576.00	Yes	No	
TEHAMA	LOS MOLINOS UNIFIED	58/71571-00-002	Rehabilitation	G	5/21/2018	9/26/2018	\$94,633.29	0.00	\$181,797.00	276,430.29	14,069,760.29	0.00	0.00	0.00	0.00	276,430.29	Yes	Yes	
HUMBOLDT	SCOTIA UNION ELEMENTARY	58/63024-00-006	Rehabilitation	G	6/19/2018	9/26/2018	\$684,513.00	0.00	\$1,296,486.00	1,980,999.00	16,050,759.29	0.00	0.00	0.00	0.00	1,980,999.00	Yes	Yes	
LOS ANGELES	LOS ANGELES UNIFIED	58/64733-00-003	Rehabilitation	G	6/27/2018	10/24/2018	0.00	0.00	\$900,593.00	\$900,593.00	16,861,352.29	0.00	0.00	0.00	0.00	0.00	900,593.00	Yes	No
DEL NORTE	DEL NORTE COUNTY UNIFIED	58/61820-00-001	Rehabilitation	G	7/13/2018	10/24/2018	\$0.00	0.00	\$216,068.00	216,068.00	17,067,420.29	0.00	0.00	0.00	0.00	0.00	216,068.00	Yes	Yes
DEL NORTE	DEL NORTE COUNTY UNIFIED	58/61820-00-003	Rehabilitation	G	7/20/2018	10/24/2018	\$0.00	0.00	\$304,159.00	304,159.00	17,371,579.29	0.00	0.00	0.00	0.00	0.00	304,159.00	Yes	Yes
SAN DIEGO	FALLBROOK UNION ELEMENTARY	51/68114-00-003	Facility Hardship	G	8/9/2017	12/11/2018	0.00	0.00	769,514.00	769,514.00	18,141,093.29	0.00	0.00	0.00	769,514.00	0.00	769,514.00	Yes	Yes
HUMBOLDT	KLAMATH-TRINITY JOINT UNIFIED	51/62901-00-015	Facility Hardship	G	4/16/2018	12/11/2018	1,048,571.00	0.00	1,048,571.00	2,097,142.00	20,238,235.29	0.00	0.00	0.00	0.00	2,097,142.00	Yes	No	
HUMBOLDT	KLAMATH-TRINITY JOINT UNIFIED	51/62901-00-016	Facility Hardship	G	4/26/2018	12/11/2018	183,760.50	0.00	183,760.50	367,521.00	20,605,756.29	0.00	0.00	0.00	0.00	367,521.00	Yes	No	
KERN	SERRA SANDS UNIFIED	58/73742-00-005	Rehabilitation	G	7/31/2018	12/11/2018	0.00	0.00	988,025.00	988,025.00	21,593,791.29	0.00	0.00	0.00	0.00	988,025.00	Yes	No	
SOLANO	VACAVILLE UNIFIED	58/70575-00-007	Rehabilitation	G	8/22/2018	12/11/2018	0.00	0.00	474,438.00	474,438.00	22,069,219.29	0.00	0.00	0.00	0.00	474,438.00	Yes	No	
SAN DIEGO	FALLBROOK UNION ELEMENTARY	51/68114-00-004	Facility Hardship	G	9/12/2018	12/11/2018	0.00	0.00	11,105,406.00	11,105,406.00	33,173,625.29	0.00	0.00	0.00	0.00	1,805,406.00	9,900,000.00	Yes	No
HUMBOLDT	FORTUNA UNION HIGH	58/62810-00-001	Rehabilitation	G	8/17/2017	12/11/2018	0.00	0.00	2,713,111.00	2,713,111.00	35,886,736.29	0.00	0.00	0.00	0.00	2,713,111.00	0.00	N/A	Yes
SAN DIEGO	ESCONDIDO UNION ELEMENTARY	58/68098-00-001	Rehabilitation	G	9/14/2017	1/22/2019	0.00	0.00	536,180.88	536,180.88	36,422,917.17	0.00	0.00	0.00	0.00	0.00	536,180.88	N/A	No
ORANGE	ANAHEIM UNION HIGH	51/66431-00-001	Facility Hardship	G	10/17/2018	3/27/2019	0.00	0.00	2,531,711.56	2,531,711.56	38,954,628.73	0.00	0.00	0.00	0.00	0.00	2,531,711.56	N/A	No
TULARE	PIXLEY UNION ELEMENTARY	58/72041-00-001	Rehabilitation	G	11/16/2018	3/27/2019	203,460.00	0.00	305,190.00	508,650.00	39,463,278.73	444,147.50	64,502.50	0.00	0.00	0.00	0.00	N/A	No
ALAMEDA	OAKLAND UNIFIED	54/61259-00-011	Charter	D	6/5/2017	1/20/2018	0.00	200,206.10	400,412.20	39,863,680.93	0.00	0.00	0.00	0.00	0.00	400,412.20	No	No	
ALAMEDA	OAKLAND UNIFIED	54/61259-00-003	Charter	D	6/5/2017	1/24/2018	0.00	2,150,284.80	2,150,284.80	4,300,569.60	44,164,239.53	0.00	0.00	0.00	0.00	4,300,569.60	Yes	No	
SACRAMENTO	NATOMAS UNIFIED	54/75283-00-008	Charter	D	5/26/2017	2/28/2018	0.00	0.00	285,982.90	285,982.90	44,450,243.43	0.00	0.00	0.00	285,982.90	0.00	0.00	No	No
ALAMEDA	OAKLAND UNIFIED	54/61259-00-010	Charter	D	6/5/2017	2/28/2018	0.00	1,136,442.50	2,272,885.00	46,723,128.43	0.00	0.00	0.00	0.00	2,272,885.00	0.00	0.00	No	No
FRESNO	RAISIN CITY ELEMENTARY	57/62380-00-001	Modernization	G	11/20/2013	4/25/2018	715,308.00	0.00	1,126,261.00	1,841,569.00	48,564,697.43	0.00	0.00	0.00	0.00	1,841,569.00	Yes	Yes	
FRESNO	RAISIN CITY ELEMENTARY	57/62380-00-001	Modernization	G	11/20/2013	2/27/2019	308,368.00	0.00	463,727.00	772,095.00	49,336,792.43	0.00	0.00	0.00	0.00	772,095.00	Yes	Yes	
GLENN	LAKE ELEMENTARY	50/62596-00-001	New Construction	G	12/20/2013	5/23/2018	2,094,563.00	0.00	2,107,987.00	4,202,550.00	53,539,342.43	0.00	0.00	0.00	0.00	4,202,550.00	Yes	No	
SACRAMENTO	NAMAS UNIFIED	54/75283-00-006	Charter	G	5/25/2017	5/23/2018	0.00	0.00	2,075,955.00	2,075,955.00	55,615,297.43	0.00	0.00	0.00	0.00	2,075,955.00	Yes	No	
SACRAMENTO	NATOMAS UNIFIED	54/75283-00-007	Charter	G	5/25/2017	5/23/2018	0.00	0.00	2,075,955.00	2,075,955.00	57,691,252.43	0.00	0.00	0.00	0.00	2,075,955.00	Yes	No	
SACRAMENTO	ELK GROVE UNIFIED	55/67314-00-004	Career Tech New Construction	G	2/16/2018	5/23/2018	0.00	0.00	1,588,345.00	1,588,345.00	61,318,282.43	0.00	0.00	0.00	0.00	1,588,345.00	Yes	No	
SACRAMENTO	ELK GROVE UNIFIED	55/67314-00-005	Career Tech New Construction	G	2/16/2018	5/23/2018	0.00	0.00	2,078,653.00	2,078,653.00	63,396,935.43	0.00	0.00	0.00	0.00	2,078,653.00	Yes	No	
BUTTE	CHICO UNIFIED	55/61424-00-004	Career Tech New Construction	G	2/21/2018	5/23/2018	0.00	0.00	3,000,000.00	3,000,000.00	66,396,935.43	0.00	0.00	0.00	0.00	3,000,000.00	Yes	No	
LOS ANGELES	DOWNEY UNIFIED	55/64451-00-002	Career Tech New Construction	G	2/21/2018	5/23/2018	0.00	0.00	1,948,793.00	1,948,793.00	68,345,728.43	0.00	0.00	0.00	0.00	1,948,793.00	Yes	No	
LOS ANGELES	LOS ANGELES UNIFIED	59/64733-00-029	Career Tech Rehabilitation	G	2/21/2018	5/23/2018	0.00	0.00	1,500,000.00	1,500,000.00	69,845,728.43	0.00	0.00	0.00	0.00	1,500,000.00	Yes	No	
SANTA CLARA	ALUM ROCK UNION ELEMENTARY	54/69369-00-002	Charter	D	5/30/2014	6/19/2018	0.00	440,359.70	440,359.70	80,746,477.83	0.00	0.00	0.00	0.00	880,719.40	0.00	N/A	No	
SANTA CLARA	ALUM ROCK UNIFIED	54/69369-00-003	Charter	D	5/30/2014	6/19/2018	0.00	25,675.55	25,675.55	81,312,153.38	0.00	0.00	0.00	0.00	51,351.95	0.00	0.00	No	No
KINGS	ISLAND UNION ELEMENTARY	57/63933-00-001	Modernization	G	4/24/2014	6/27/2018	256,111.00	0.00	384,168.00	640,279.00	71,418,077.93	0.00	0.00	0.00	0.00	640,279.00	No	No	
SOLANO	SOLANO COUNTY OFFICE OF EDUCATION	57/10488-00-022	Modernization	G	4/28/2014	6/27/2018	0.00	0.00	438,000.00	730,000.00	72,148,077.93	0.00	0.00	0.00	0.00	730,000.00	No	Yes	
SOLANO	SOLANO COUNTY OFFICE OF EDUCATION	57/10488-00-022	Modernization	G	4/28/2014	9/26/2018	23,746.00	0.00	35,618.00	59,364.00	72,207,441.93	0.00	0.00	0.00	0.00	59,364.00	No	Yes	
SONOMA	WILMAR UNION ELEMENTARY	57/71019-00-002	Modernization	G	5/8/2014	6/27/2018	0.00	0.00	198,831.00	198,831.00	72,406,272.93	0.00	0.00	0.00	0.00	198,831.00	Yes	Yes	
AMADOR	SOLANO COUNTY OFFICE OF EDUCATION	50/10033-00-002	New Construction	G	5/12/2014	6/27/2018	1,814,263.50	0.00	1,814,263.50	3,628,527.00	76,034,799.93	0.00	0.00	0.00	0.00	3,628,527.00	Yes	No	
KERN	MCFARLAND UNIFIED	57/73908-00-006	Modernization	G	5/12/2014	6/27/2018	0.00	0.00	1,200,683.00	1,200,683.00	77,245,482.93	0.00	0.00	0.00	0.00	1,200,683.00	No	Yes	
SAN FRANCISCO	SAN FRANCISCO UNIFIED	57/76794-00-003	Modernization	G	5/14/2014	6/27/2018	0.00	0.00	7,308,412.00	7,308,412.00	84,543,280.93	0.00	0.00	3,920,000.00	0.00	3,920,000.00	Yes	No	
TULARE	WOODLAKE UNIFIED	57/76794-00-002	Modernization	G	5/14/2014	6/27/2018	0.00	0.00	2,594,328.00	2,594,328.00	87,138,222.93	0.00	0.00	0.00	0.00	2,594,328.00	No	No	
YUBA	YUBA COUNTY OFFICE OF EDUCATION	57/10587-00-001	Modernization	D	5/15/2014	6/27/2018	0.00	0.00	59,657.00	59,657.00	87,197,879.93	0.00	0.00	0.00	0.00	59,657.00	Yes	No	
YUBA	YUBA COUNTY OFFICE OF EDUCATION	57/10587-00-002	Modernization	D	5/15/2014	6/27/2018	15,441.00	0.00	23,161.00	38,602.00	87,236,481.93	0.00	0.00	0.00	0.00	38,602.00	Yes	Yes	
YUBA	YUBA COUNTY OFFICE OF EDUCATION	57/10587-00-003	Modernization	D	5/15/2014	6/27/2018	26,670.00	0.00	40,006.00	66,676.00	87,303,157.93	0.00	0.00	0.00	0.00	66,676.00	Yes	Yes	
YUBA	YUBA COUNTY OFFICE OF EDUCATION	57/10587-00-004	Modernization	D	5/15/2014	6/27/2018	11,230.00	0.00	16,844.00	28,074.00	87,331,231.93	0.00	0.00	0.00	0.00	28,074.00	Yes	Yes	
YUBA	YUBA COUNTY OFFICE OF EDUCATION	57/10587-00-005	Modernization	D	5/15/2014	6/27/2018	80,011.00	0.00	120,016.00	200,027.00	87,531,258.93	0.00	0.00	0.00	0.00	200,027.00	Yes	Yes	
YUBA	YUBA COUNTY OFFICE OF EDUCATION	57/10587-00-006	Modernization	D	5/15/2014	6/27/2018	16,844.00	0.00	25,267.00	42,111.00	87,573,369.93	0.00</							

SCHOOL FACILITY PROGRAM
State Allocation Board Meeting, April 24, 2019

County	School District	Application Number	Program	Approval	Received Date	SAB Unfunded Approval	Financial Hardship Apportionment	Loan	State Share	Total Apportionment	Cumulative Amount	Prop. 1A	Prop. 47	Prop. 55	Prop. 1D	Prop. 51	Submitted Certification Letter November 2018	Grant Agreement Received as of 04/07/2019	
TULARE	PORTERVILLE UNIFIED	57/75223-00-014	Modernization	G	8/8/2014	12/11/2018	0.00	0.00	260,771.00	260,771.00	184,876,529.61	0.00	0.00	0.00	0.00	260,771.00	Yes	Yes	
LOS ANGELES	ROSEMEAD ELEMENTARY	57/64931-00-006	Modernization	G	8/12/2014	12/11/2018	0.00	0.00	180,830.00	180,830.00	185,157,359.61	0.00	0.00	0.00	0.00	180,830.00	Yes	Yes	
LOS ANGELES	ROSEMEAD ELEMENTARY	57/64931-00-009	Modernization	G	8/12/2014	12/11/2018	0.00	0.00	231,101.00	231,101.00	185,388,460.61	0.00	0.00	0.00	0.00	231,101.00	Yes	No	
SAN FRANCISCO	SAN FRANCISCO UNIFIED	57/68478-00-049	Modernization	G	8/12/2014	12/11/2018	0.00	0.00	1,880,576.00	1,880,576.00	187,269,036.61	0.00	0.00	0.00	0.00	1,880,576.00	Yes	No	
SANTA BARBARA	SANTA BARBARA UNIFIED	57/76786-00-006	Modernization	G	8/13/2014	12/11/2018	0.00	0.00	432,147.00	432,147.00	187,701,183.61	0.00	0.00	0.00	0.00	432,147.00	Yes	Yes	
MARIN	MARIN COUNTY OFFICE OF EDUCATION	50/10215-00-001	New Construction	G	8/14/2014	12/11/2018	0.00	0.00	1,535,781.00	1,535,781.00	189,236,964.61	0.00	0.00	0.00	0.00	1,535,781.00	Yes	Yes	
KERN	BAKERSFIELD CITY ELEMENTARY	50/63321-00-028	New Construction	G	8/14/2014	12/11/2018	0.00	0.00	939,646.00	939,646.00	190,176,610.61	0.00	0.00	0.00	0.00	939,646.00	Yes	Yes	
KERN	BAKERSFIELD CITY ELEMENTARY	50/63321-00-029	New Construction	G	8/14/2014	12/11/2018	0.00	0.00	1,999,736.00	1,999,736.00	192,176,346.61	0.00	0.00	0.00	0.00	1,999,736.00	Yes	Yes	
FRESNO	KINGS CANYON JOINT UNIFIED	50/62266-00-010	New Construction	G	8/15/2014	12/11/2018	0.00	0.00	590,104.00	590,104.00	192,766,450.61	0.00	0.00	0.00	0.00	590,104.00	Yes	No	
SAN MATEO	SEQUIOIA UNION HIGH	50/69062-01-008	New Construction	G	8/18/2014	12/11/2018	0.00	0.00	8,868,943.00	8,868,943.00	201,635,393.61	0.00	0.00	0.00	0.00	8,868,943.00	Yes	Yes	
CONTRA COSTA	SAN RAMON VALLEY UNIFIED	50/61804-02-008	New Construction	G	8/20/2014	12/11/2018	0.00	0.00	367,479.00	367,479.00	202,002,872.61	0.00	0.00	367,479.00	0.00	0.00	0.00	Yes	No
CONTRA COSTA	SAN RAMON VALLEY UNIFIED	50/61804-02-009	New Construction	G	8/20/2014	12/11/2018	0.00	0.00	1,558,646.00	1,558,646.00	203,561,518.61	0.00	0.00	1,558,646.00	0.00	0.00	0.00	Yes	No
HUMBOLDT	FORTUNA UNION HIGH	57/62810-00-004	Modernization	G	8/20/2014	12/11/2018	0.00	0.00	813,566.00	813,566.00	204,375,084.61	0.00	0.00	0.00	0.00	813,566.00	Yes	Yes	
SAN LUIS OBISPO	TEMPLETON UNIFIED	57/68841-00-003	Modernization	G	8/20/2014	12/11/2018	0.00	0.00	974,245.00	974,245.00	205,349,329.61	0.00	0.00	0.00	0.00	974,245.00	Yes	Yes	
SAN DIEGO	GROSSMONT UNION HIGH	50/69159-13-006	New Construction	G	9/2/2014	12/11/2018	0.00	0.00	3,046,061.00	3,046,061.00	208,397,390.61	0.00	0.00	0.00	0.00	3,046,061.00	Yes	No	
ORANGE	IRVINE UNIFIED	50/73650-00-020	New Construction	G	9/2/2014	12/11/2018	0.00	0.00	5,834,348.00	5,834,348.00	214,231,738.61	0.00	0.00	0.00	5,834,348.00	0.00	0.00	Yes	No
FRESNO	CLOVIS UNIFIED	50/62117-00-019	New Construction	G	9/5/2014	12/11/2018	0.00	0.00	3,184,969.00	3,184,969.00	217,416,707.61	0.00	2,600,000.00	584,969.00	0.00	0.00	0.00	Yes	No
FRESNO	CLOVIS UNIFIED	57/62117-00-041	Modernization	G	9/5/2014	12/11/2018	0.00	0.00	5,329,279.00	5,329,279.00	222,745,986.61	0.00	0.00	0.00	0.00	5,329,279.00	Yes	Yes	
MARIN	ROSS VALLEY	57/75002-00-007	Modernization	G	9/5/2014	12/11/2018	0.00	0.00	1,560,621.00	1,560,621.00	224,306,607.61	0.00	0.00	0.00	0.00	1,560,621.00	Yes	No	
ALAMEDA	SAN LORENZO UNIFIED	54/61309-00-003	Charter	D	6/5/2017	12/11/2018	0.00	845,455.40	845,455.40	1,690,910.80	225,997,514.41	0.00	0.00	0.00	1,690,910.80	0.00	No	No	
SACRAMENTO	SAN JUAN UNIFIED	54/67447-00-007	Charter	D	6/5/2017	12/11/2018	0.00	0.00	428,418.20	428,418.20	226,428,936.61	0.00	0.00	0.00	428,418.20	0.00	Yes	No	
LOS ANGELES	WISEBURN UNIFIED	59/76869-00-002	Career Tech Rehabilitation	G	2/21/2018	12/11/2018	0.00	0.00	395,451.00	395,451.00	226,821,387.61	0.00	0.00	0.00	0.00	395,451.00	Yes	Yes	
KINGS	CENTRAL UNION ELEMENTARY	57/63893-00-001	Modernization	G	8/22/2014	12/11/2018	0.00	0.00	4,133,807.00	4,133,807.00	233,678,991.61	2,724,497.00	0.00	0.00	0.00	4,133,807.00	0.00	Yes	No
FRESNO	CENTRAL UNIFIED	57/73965-00-008	Modernization	G	11/11/2013	1/22/2019	0.00	0.00	3,275,384.00	3,275,384.00	236,954,375.61	0.00	0.00	0.00	0.00	3,275,384.00	Yes	No	
CONTRA COSTA	WEST CONTRA COSTA UNIFIED	57/61796-00-048	Modernization	G	11/4/2013	1/22/2019	0.00	0.00	96,652.00	96,652.00	237,051,027.61	0.00	0.00	0.00	0.00	96,652.00	N/A	N/A	
TULARE	THREE RIVERS UNION ELEMENTARY	57/72207-00-002	Modernization	G	4/11/2014	1/22/2019	0.00	0.00	1,033,272.00	1,033,272.00	238,084,299.61	0.00	0.00	0.00	0.00	1,033,272.00	N/A	Yes	
ALAMEDA	OAKLAND UNIFIED	54/61259-09-008	Charter	D	5/26/2017	1/22/2019	0.00	123,238.70	123,238.70	246,477.40	238,330,777.01	0.00	0.00	0.00	0.00	246,477.40	Yes	No	
ALAMEDA	OAKLAND UNIFIED	54/61259-09-009	Charter	D	5/26/2017	1/22/2019	0.00	1,282,740.00	1,282,740.00	2,565,480.00	240,896,257.01	0.00	0.00	0.00	0.00	2,565,480.00	Yes	No	
ALAMEDA	OAKLAND UNIFIED	54/61259-12-005	Charter	D	5/26/2017	1/22/2019	0.00	185,933.00	185,933.00	371,866.00	241,268,123.01	0.00	0.00	0.00	0.00	371,866.00	N/A	No	
ALAMEDA	OAKLAND UNIFIED	54/61259-12-006	Charter	D	5/26/2017	1/22/2019	0.00	189,067.00	189,067.00	378,734.00	241,546,678.01	0.00	0.00	0.00	0.00	378,734.00	N/A	No	
ALAMEDA	OAKLAND UNIFIED	54/61259-00-011	Charter	D	6/2/2017	1/22/2019	0.00	1,020,554.30	1,020,554.30	2,041,108.60	243,687,365.61	0.00	0.00	0.00	0.00	2,041,108.60	Yes	No	
ALAMEDA	OAKLAND UNIFIED	54/61259-00-006	Charter	D	6/5/2017	1/22/2019	0.00	1,093,590.50	1,093,590.50	2,187,181.00	245,874,546.61	0.00	0.00	0.00	0.00	2,187,181.00	Yes	No	
ALAMEDA	OAKLAND UNIFIED	54/61259-09-006	Charter	D	6/5/2017	1/22/2019	0.00	237,707.30	237,707.30	475,414.60	246,349,961.21	0.00	0.00	0.00	0.00	475,414.60	Yes	Yes	
ALAMEDA	OAKLAND UNIFIED	54/61259-09-007	Charter	D	6/5/2017	1/22/2019	0.00	512,292.70	512,292.70	1,024,585.40	247,374,546.61	0.00	0.00	0.00	0.00	1,024,585.40	Yes	No	
ALAMEDA	OAKLAND UNIFIED	54/61259-13-005	Charter	D	6/5/2017	1/22/2019	0.00	69,635.80	69,635.80	139,271.60	247,513,818.21	0.00	0.00	0.00	0.00	139,271.60	Yes	No	
ALAMEDA	OAKLAND UNIFIED	54/61259-13-006	Charter	D	6/5/2017	1/22/2019	0.00	337,475.40	337,475.40	674,950.80	248,188,769.01	0.00	0.00	0.00	0.00	674,950.80	Yes	No	
SAN BERNARDINO	SAN BERNARDINO CITY UNIFIED	54/67876-00-024	Charter	D	6/5/2017	1/22/2019	0.00	229,389.00	229,389.00	458,778.00	248,647,567.61	0.00	0.00	0.00	0.00	458,778.00	Yes	No	
SAN DIEGO	CAJON VALLEY UNION ELEMENTARY	54/67991-00-002	Charter	D	6/5/2017	1/22/2019	0.00	262,883.30	262,883.30	525,766.60	249,173,333.61	0.00	0.00	0.00	0.00	525,766.60	N/A	No	
SAN DIEGO	CAJON VALLEY UNION ELEMENTARY	54/67991-00-003	Charter	D	6/5/2017	1/22/2019	0.00	174,177.90	174,177.90	348,355.80	249,521,689.41	0.00	0.00	0.00	0.00	348,355.80	N/A	No	
SANTA CLARA	EAST SIDE UNION HIGH	54/69427-00-800	Charter	D	6/5/2017	1/22/2019	0.00	1,552,568.80	1,552,568.80	3,105,137.60	252,626,827.01	0.00	0.00	0.00	0.00	3,105,137.60	Yes	No	
SANTA CLARA	EAST SIDE UNION HIGH	54/69427-00-006	Charter	D	6/5/2017	1/22/2019	0.00	27,429.70	27,429.70	54,859.40	252,681,686.41	0.00	0.00	0.00	0.00	54,859.40	Yes	No	
FRESNO	FRESNO UNIFIED	53/62166-00-007	Critically Overcrowded Schools	L	10/31/2011	1/23/2019	0.00	104,426.07	104,426.07	104,426.07	252,786,112.48	0.00	0.00	104,426.07	0.00	0.00	0.00	N/A	N/A
FRESNO	WASHINGTON COLONY ELEMENTARY	50/62513-00-001	New Construction	G	8/20/2014	2/27/2019	720,898.07	0.00	852,965.00	1,573,863.07	254,399,975.55	0.00	0.00	0.00	0.00	1,573,863.07	N/A	Yes	
FRESNO	CLOVIS UNIFIED	57/62117-00-042	Modernization	G	9/18/2014	2/27/2019	0.00	0.00	695,814.00	695,814.00	255,055,789.55	0.00	0.00	0.00	0.00	695,814.00	N/A	No	
FRESNO	CLOVIS UNIFIED	57/62117-00-043	Modernization	G	9/18/2014	2/27/2019	0.00	0.00	1,007,271.00	1,007,271.00	256,063,060.55	0.00	0.00	0.00	0.00	1,007,271.00	N/A	Yes	
SAN BERNARDINO	COLTON JOINT UNIFIED	57/67866-00-018	Modernization	G	9/17/2014	2/27/2019	0.00	0.00	3,864,418.00	3,864,418.00	259,927,478.55	0.00	0.00	0.00	0.00	3,864,418.00	N/A	Yes	
ALAMEDA	DUBLIN UNIFIED	50/75093-00-010	New Construction	G	9/19/2014	2/27/2019	0.00	0.00	28,232,500.00	28,232,500.00	288,159,978.55	0.00	0.00	0.00	0.00	28,232,500.00	N/A	Yes	
FRESNO	CLOVIS UNIFIED	50/62117-00-020	New Construction	G	9/23/2014	2/27/2019	0.00	0.00	342,318.00	342,318.00	288,502,296.55	0.00	0.00	0.00	0.00	342,318.00	N/A	Yes	
FRESNO	CLOVIS UNIFIED	57/62117-00-044	Modernization	G	9/23/2014	2/27/2019	0.00	0.00	2,098,726.00	2,098,726.00	290,601,022.55	0.00	0.00	0.00	0.00	2,098,726.00	N/A	Yes	
SAN JOAQUIN	RIPON UNIFIED	50/69650-00-006	New Construction	G	9/25/2014	2/27/2019	0.00	0.00	6,566,866.00	6,566,866.00	297,167,888.55	0.00	0.00	0.00	0.00	6,566,866.00	N/A	Yes	

SCHOOL DISTRICT DATA

Application No: 51/66522-00-003	County: Orange
School District: Garden Grove Unified	School Name: Pacifica High

PROJECT DATA

ADJUSTED GRANT DATA

Type of Project: High School

K-6:

7-8:

9-12:

Non-Severe:

Severe:

Application Filing Basis: District Wide

Number of Classrooms:

Master Acres: 50.9

Existing Acres: 38.66

Proposed Acres:

Recommended Acres: 45.3

Facility Hardship (a): Yes

Financial Hardship Requested: No

Alternative Education School: No

Addition to Existing Site: Yes

Service Site	\$	219,563.00
Utilities		20,423.00
Fac. Hardship Toilet 9931 Sq. Ft.		3,376,540.00
Fac. Hardship Other 8598 Sq. Ft.		1,633,620.00
Total State Share (50%)		5,250,146.00
District Share (50%)		5,250,146.00
Total Project Cost	\$	10,500,292.00

PROJECT FINANCING

State Share

This Project \$ 5,250,146.00

District Share

Cash Contribution 5,250,146.00

Financial Hardship

Total Project Cost \$ 10,500,292.00

HISTORY OF PROJECT COST AND APPORTIONMENT

	Fund Code	Proposition	Previously Authorized	Authorized This Action	State Apportionment This Action
<u>State Share</u>					
New Construction/Add. Grant	951-500	51	\$ 5,250,146.00	\$ (5,250,146.00)	\$
New Construction/Add. Grant	051-505	51		5,250,146.00	5,250,146.00
<u>District Share</u>					
Cash Contribution			5,250,146.00		
Total			\$ 10,500,292.00	\$ 0.00	\$ 5,250,146.00

Funding Source: Proposition 51 Bonds/2016-Nov.

Pursuant to the Board's action on April 24, 2019, the District is required to submit a complete Fund Release Authorization (Form SAB 50-05) on or before July 23, 2019; otherwise, the apportionment will be rescinded without further Board action and will receive a new Unfunded Approval date of July 23, 2019.

The Form SAB 50-05 submittal must contain an original signature from a designated District or Charter School Representative, depending on the Applicant, and must be physically received by the Office of Public School Construction at 707 Third Street, West Sacramento, CA 95605 prior to the close of business on July 23, 2019.

The District shall ensure that it is in compliance with all applicable laws, regulations and certifications it made on the program forms.

Based on the Board's action on June 5, 2017, this project is subject to the Grant Agreement submittal pursuant to School Facility Program Regulation Section 1859.90.4.

The District is responsible for ensuring that the project is compliant with Prevailing Wage Monitoring and/or Labor Compliance Program requirements at the time construction contracts are executed and/or construction commenced.

SCHOOL DISTRICT DATA

Application No: 51/66522-00-004	County: Orange
School District: Garden Grove Unified	School Name: La Quinta High

PROJECT DATA

Type of Project:	High School
K-6:	
7-8:	
9-12:	
Non-Severe:	
Severe:	
Application Filing Basis:	District Wide
Number of Classrooms:	
Master Acres:	50.9
Existing Acres:	39.65
Proposed Acres:	
Recommended Acres:	50.9
Facility Hardship (a):	Yes
Financial Hardship Requested:	No
Alternative Education School:	No
Addition to Existing Site:	Yes

ADJUSTED GRANT DATA

New Construction Grant	\$	
Service Site		321,299.00
Utilities		20,517.00
Fac. Hardship Toilet	9880 Sq. Ft.	3,359,200.00
Fac. Hardship Other	8842 Sq. Ft.	1,679,980.00
Total State Share (50%)		5,380,996.00
District Share (50%)		5,380,996.00
Total Project Cost	\$	10,761,992.00

PROJECT FINANCING

<u>State Share</u>		
This Project	\$	5,380,996.00
<u>District Share</u>		
Cash Contribution		5,380,996.00
Financial Hardship		
Total Project Cost	\$	10,761,992.00

HISTORY OF PROJECT COST AND APPORTIONMENT

	Fund Code	Proposition	Previously Authorized	Authorized This Action	State Apportionment This Action
<u>State Share</u>					
New Construction/Add. Grant	951-500	51	\$ 5,380,996.00	\$ (5,380,996.00)	\$
New Construction/Add. Grant	051-505	51		5,380,996.00	5,380,996.00
<u>District Share</u>					
Cash Contribution			5,380,996.00		
Total			\$ 10,761,992.00	\$ 0.00	\$ 5,380,996.00

Funding Source: Proposition 51 Bonds/2016-Nov.

Pursuant to the Board's action on April 24, 2019, the District is required to submit a complete Fund Release Authorization (Form SAB 50-05) on or before July 23, 2019; otherwise, the apportionment will be rescinded without further Board action and will receive a new Unfunded Approval date of July 23, 2019.

The Form SAB 50-05 submittal must contain an original signature from a designated District or Charter School Representative, depending on the Applicant, and must be physically received by the Office of Public School Construction at 707 Third Street, West Sacramento, CA 95605 prior to the close of business on July 23, 2019.

The District shall ensure that it is in compliance with all applicable laws, regulations and certifications it made on the program forms.

Based on the Board's action on June 5, 2017, this project is subject to the Grant Agreement submittal pursuant to School Facility Program Regulation Section 1859.90.4.

The District is responsible for ensuring that the project is compliant with Prevailing Wage Monitoring and/or Labor Compliance Program requirements at the time construction contracts are executed and/or construction commenced.

SCHOOL DISTRICT DATA

Application No: 51/67801-00-001	County: San Bernardino
School District: Needles Unified	School Name: New Parker Dam Elementary

PROJECT DATA

Type of Project: Elementary School

K-6:	139
7-8:	38
9-12:	
Non-Severe:	14
Severe:	5

Application Filing Basis: District Wide

Number of Classrooms in This Pro 11

Master Acres: 10.01

Existing Acres:

Proposed Acres: 10

Recommended Acres: 8.7

Facility Hardship (a): Yes

Financial Hardship Requested: Yes

Alternative Education School: No

Addition to Existing Site: No

Core Facilities: Multi-Purpose/Kitchen, Administration

ADJUSTED GRANT DATA

New Construction Grant	\$ 1,940,527.00
Project Assistance	5,333.00
Fire Detection Alarm	2,647.00
Sprinkler System	34,385.00
Labor Compliance	38,427.00
SDC Therapy Toilet 66 Sq. Ft.	16,896.00
Service Site	956,302.00
Off-Site	3,389,663.00
Utilities	38,329.00
General Site	290,362.00
Geographic Index Factor 20 %	450,905.00
Total State Share (50%)	\$ 7,163,776.00
District Share (50%)	7,163,776.00
Total Project Cost	\$ 14,327,552.00

PROJECT FINANCING

State Share

This Project \$ 7,163,776.00

District Share

Cash Contribution	202,346.04
Financial Hardship	6,961,429.96
Total Project Cost	\$ 14,327,552.00

HISTORY OF PROJECT COST AND APPORTIONMENT

	Fund Code	Proposition	Previously Authorized	Authorized This Action	State Apportionment This Action
State Share					
New Construction/Add. Grant	055-500	55	\$ 318,644.50		
New Construction/Add. Grant	057-500	1D	6,816,888.50		
New Construction/Add. Grant	951-500	51	28,243.00	\$ (28,243.00)	
New Construction/Add. Grant	051-500	51		28,243.00	\$ 28,243.00
District Share					
Cash Contribution			174,103.04	28,243.00	
Financial Hardship	055-500	55	156,324.46		
Financial Hardship	057-500	1D	6,805,105.50		
Financial Hardship	951-500	51	28,243.00	(28,243.00)	
Total			\$ 14,327,552.00	\$ 0.00	\$ 28,243.00

Funding Sources: Proposition 55 Bonds/2004-Mar.; Proposition 1D Bonds/2006-Nov.; Proposition 51 Bonds/2016-Nov.

Pursuant to the Board's action on April 24, 2019, the District is required to submit a complete Fund Release Authorization (Form SAB 50-05) on or before July 23, 2019; otherwise, the apportionment will be rescinded without further Board action and will receive a new Unfunded Approval date of July 23, 2019.

Error and Omissions: Staff is requesting approval of \$56,486.00 in additional grants that were inadvertently omitted from the original application submittal.

The District shall ensure that it is in compliance with all applicable laws, regulations and certifications it made on the program forms.

Provide that any and all project savings realized from the funding of a Facility Hardship project must be returned to the State.

Amounts shown for financial hardship assistance are subject to adjustment as a result of a review of the District's financial records pursuant to Regulation Section 1859.81(a) at the time of apportionment.

The District is responsible for ensuring that the project is compliant with Prevailing Wage Monitoring and/or Labor Compliance Program requirements at the time construction contracts are executed and/or construction commenced.

The District qualifies for financial hardship pursuant to SFP Regulation Section 1859.81(c)(2). The District has demonstrated that it is financially unable to provide all or a part of the matching funds and is levying the developer fees or equal alternative revenue source justified by law. The District had a successful bond election for the maximum amount allowed under Proposition 39 (2000) within the previous two years (as of July 1, 2008).

SCHOOL DISTRICT DATA

Application No: 51/64733-00-002	County: Los Angeles
School District: Los Angeles Unified	School Name: Olive Vista Junior High

PROJECT DATA

ADJUSTED GRANT DATA

Type of Project:	Middle School
K-6:	
7-8:	
9-12:	
Non-Severe:	
Severe:	
Application Filing Basis:	District Wide
Number of Classrooms:	
Master Acres:	18.1
Existing Acres:	18.6
Proposed Acres:	
Recommended Acres:	18.1
Facility Hardship (a):	Yes
Financial Hardship Requested:	No
Alternative Education School:	No
Addition to Existing Site:	Yes
Core Facilities:	Multi-Purpose/Kitchen

Service Site	\$	1,402,580.00
Off-Site		34,385.00
Utilities		342,501.00
Fac. Hardship Other	6169 Sq. Ft.	1,172,110.00
Total State Share (50%)		2,951,576.00
District Share (50%)		2,951,576.00
Total Project Cost	\$	5,903,152.00

PROJECT FINANCING

State Share	
This Project	\$ 2,951,576.00
District Share	
Cash Contribution	2,951,576.00
Financial Hardship	
Total Project Cost	\$ 5,903,152.00

HISTORY OF PROJECT COST AND APPORTIONMENT

	Fund Code	Proposition	Previously Authorized	Authorized This Action	State Apportionment This Action
State Share					
New Construction/Add. Grant	951-500	51	\$ 2,951,576.00	\$ (2,951,576.00)	\$
New Construction/Add. Grant	051-505	51		2,951,576.00	2,951,576.00
District Share					
Cash Contribution			2,951,576.00		
Total			\$ 5,903,152.00	\$ 0.00	\$ 2,951,576.00

Funding Source: Proposition 51 Bonds/2016-Nov.

Pursuant to the Board's action on April 24, 2019, the District is required to submit a complete Fund Release Authorization (Form SAB 50-05) on or before July 23, 2019; otherwise, the apportionment will be rescinded without further Board action and will receive a new Unfunded Approval date of July 23, 2019.

The Form SAB 50-05 submittal must contain an original signature from a designated District or Charter School Representative, depending on the Applicant, and must be physically received by the Office of Public School Construction at 707 Third Street, West Sacramento, CA 95605 prior to the close of business on July 23, 2019.

The District shall ensure that it is in compliance with all applicable laws, regulations and certifications it made

Based on the Board's action on June 5, 2017, this project is subject to the Grant Agreement submittal pursuant to School Facility Program Regulation Section 1859.90.4.

The District is responsible for ensuring that the project is compliant with Prevailing Wage Monitoring and/or Labor Compliance Program requirements at the time construction contracts are executed and/or construction commenced.

SCHOOL DISTRICT DATA

Application No: 58/71571-00-002 County: Tehama
 School District: Los Molinos Unified School Name: Vina Elementary

PROJECT DATA

Type of Project: Elementary School Application Filing Basis: Site Specific
 Pupils Assigned Under 50 Yrs: K-6:
 7-8:
 9-12:
 Non-Severe:
 Severe:
 Financial Hardship Requested: Yes Recommended Acres:
 Alternative Education School: No Existing Acres:

ADJUSTED GRANT DATA

Rehabilitation	\$ 178,025.00
Project Assistance	3,772.00
Total State Share (60%)	181,797.00
District Share (40%)	121,198.00
Total Project Cost	\$ 302,995.00

PROJECT FINANCING

<u>State Share</u>	
This Project	\$ 181,797.00
<u>District Share</u>	
Cash Contribution	26,564.71
Financial Hardship	94,633.29
Total Project Cost	\$ 302,995.00

HISTORY OF PROJECT COST AND APPORTIONMENT

	Fund Code	Proposition	Previously Authorized	Authorized This Action	State Apportionment This Action
<u>State Share</u>					
Modernization/Additional Grant	951-570	51	\$ 181,797.00	\$ (181,797.00)	\$
Modernization/Additional Grant	051-570	51		181,797.00	181,797.00
<u>District Share</u>					
Cash Contribution			26,564.71		
Financial Hardship	951-570	51	94,633.29	(94,633.29)	
Financial Hardship	051-570	51		94,633.29	94,633.29
Total			\$ 302,995.00	\$ 0.00	\$ 276,430.29

Funding Source: Proposition 51 Bonds/2016-Nov.

Pursuant to the Board's action on April 24, 2019, the District is required to submit a complete Fund Release Authorization (Form SAB 50-05) on or before July 23, 2019; otherwise, the apportionment will be rescinded without further Board action and will receive a new Unfunded Approval date of July 23, 2019.

The Form SAB 50-05 submittal must contain an original signature from a designated District or Charter School Representative, depending on the Applicant, and must be physically received by the Office of Public School Construction at 707 Third Street, West Sacramento, CA 95605 prior to the close of business on July 23, 2019.

The District shall ensure that it is in compliance with all applicable laws, regulations and certifications it made on the program forms.

The District qualifies for financial hardship pursuant to SFP Regulation Section 1859.81(c)(4). The District has demonstrated it is financially unable to provide all or a part of the matching funds and is levying the developer fees or equal alternative revenue source justified by law. The District's total bonding capacity as of March 12, 2018 is \$5 million or less.

Based on the Board's action on June 5, 2017, this project is subject to the Grant Agreement submittal pursuant to School Facility Program Regulation Section 1859.90.4.

The District is responsible for ensuring that the project is compliant with Prevailing Wage Monitoring and/or Labor Compliance Program requirements at the time construction contracts are executed and/or construction commenced.

SCHOOL DISTRICT DATA

Application No: 58/63024-00-006 County: Humboldt
 School District: Scotia Union Elementary School Name: Murphy (Stanwood A.) Elementary

PROJECT DATA

Type of Project: Elementary School Application Filing Basis: Site Specific
 Pupils Assigned Under 50 Yrs: K-6:
 7-8:
 9-12:
 Non-Severe:
 Severe:
 Financial Hardship Requested: Yes Recommended Acres: 8.30
 Alternative Education School: No Existing Acres: 5.34

ADJUSTED GRANT DATA

Rehabilitation	\$ 1,292,714.00
Project Assistance	3,772.00
Total State Share (60%)	1,296,486.00
District Share (40%)	864,324.00
Total Project Cost	<u>\$ 2,160,810.00</u>

PROJECT FINANCING

<u>State Share</u>	
This Project	\$ 1,296,486.00
<u>District Share</u>	
Cash Contribution	179,811.00
Financial Hardship	684,513.00
Total Project Cost	<u>\$ 2,160,810.00</u>

HISTORY OF PROJECT COST AND APPORTIONMENT

	Fund Code	Proposition	Previously Authorized	Authorized This Action	State Apportionment This Action
<u>State Share</u>					
Modernization/Additional Grant	951-570	51	\$ 1,296,486.00	\$ (1,296,486.00)	\$
Modernization/Additional Grant	051-570	51		1,296,486.00	1,296,486.00
<u>District Share</u>					
Cash Contribution			179,758.00	53.00	
Financial Hardship	951-570	51	684,566.00	(684,566.00)	
Financial Hardship	051-570	51		684,513.00	684,513.00
Total			<u>\$ 2,160,810.00</u>	<u>\$ 0.00</u>	<u>\$ 1,980,999.00</u>

Funding Source: Proposition 51 Bonds/2016-Nov.

Pursuant to the Board's action on April 24, 2019, the District is required to submit a complete Fund Release Authorization (Form SAB 50-05) on or before July 23, 2019; otherwise, the apportionment will be rescinded without further Board action and will receive a new Unfunded Approval date of July 23, 2019.

The Form SAB 50-05 submittal must contain an original signature from a designated District or Charter School Representative, depending on the Applicant, and must be physically received by the Office of Public School Construction at 707 Third Street, West Sacramento, CA 95605 prior to the close of business on July 23, 2019.

The District shall ensure that it is in compliance with all applicable laws, regulations and certifications it made on the program forms.

The District qualifies for financial hardship pursuant to SFP Regulation Section 1859.81(c)(4). The District has demonstrated it is financially unable to provide all or a part of the matching funds and is levying the developer fees or equal alternative revenue source justified by law. The District's total bonding capacity as of August 13, 2018 is \$5 million or less.

Based on the Board's action on June 5, 2017, this project is subject to the Grant Agreement submittal pursuant to School Facility Program Regulation Section 1859.90.4.

The District is responsible for ensuring that the project is compliant with Prevailing Wage Monitoring and/or Labor Compliance Program requirements at the time construction contracts are executed and/or construction commenced.

SCHOOL DISTRICT DATA

Application No: 58/61820-00-001 County: Del Norte
 School District: Del Norte County Unified School Name: Joe Hamilton Elementary

PROJECT DATA

Type of Project: Elementary School Application Filing Basis: Site Specific
 Pupils Assigned Under 50 Yrs: K-6:
 7-8:
 9-12:
 Non-Severe:
 Severe:
 Financial Hardship Requested: No Recommended Acres: 6.9
 Alternative Education School: No Existing Acres: 8

ADJUSTED GRANT DATA

Rehabilitation	\$ 216,068.00
Total State Share (60%)	216,068.00
District Share (40%)	144,045.00
Total Project Cost	<u>\$ 360,113.00</u>

PROJECT FINANCING

<u>State Share</u>	
This Project	\$ 216,068.00
<u>District Share</u>	
Cash Contribution	144,045.00
Financial Hardship	
Total Project Cost	<u>\$ 360,113.00</u>

HISTORY OF PROJECT COST AND APPORTIONMENT

	Fund Code	Proposition	Previously Authorized	Authorized This Action	State Apportionment This Action
<u>State Share</u>					
Modernization/Additional Grant	951-570	51	\$ 216,068.00	\$ (216,068.00)	\$
Modernization/Additional Grant	051-570	51		216,068.00	216,068.00
<u>District Share</u>					
Cash Contribution			\$ 144,045.00		
Total			<u>\$ 360,113.00</u>	<u>\$ 0.00</u>	<u>\$ 216,068.00</u>

Funding Source: Proposition 51 Bonds/2016-Nov.

Pursuant to the Board's action on April 24, 2019, the District is required to submit a complete Fund Release Authorization (Form SAB 50-05) on or before July 23, 2019; otherwise, the apportionment will be rescinded without further Board action and will receive a new Unfunded Approval date of July 23, 2019.

The Form SAB 50-05 submittal must contain an original signature from a designated District or Charter School Representative, depending on the Applicant, and must be physically received by the Office of Public School Construction at 707 Third Street, West Sacramento, CA 95605 prior to the close of business on July 23, 2019.

The District shall ensure that it is in compliance with all applicable laws, regulations and certifications it made on the program forms.

Based on the Board's action on June 5, 2017, this project is subject to the Grant Agreement submittal pursuant to School Facility Program Regulation Section 1859.90.4.

The District is responsible for ensuring that the project is compliant with Prevailing Wage Monitoring and/or Labor Compliance Program requirements at the time construction contracts are executed and/or construction commenced.

SCHOOL DISTRICT DATA

Application No: 58/61820-00-003 County: Del Norte
 School District: Del Norte County Unified School Name: Crescent Elk Middle

PROJECT DATA

Type of Project: Middle School Application Filing Basis: Site Specific
 Pupils Assigned Under 50 Yrs: K-6:
 7-8:
 9-12:
 Non-Severe:
 Severe:
 Financial Hardship Requested: No Recommended Acres: 17.4
 Alternative Education School: No Existing Acres: 12

ADJUSTED GRANT DATA

Rehabilitation	\$ 304,159.00
Total State Share (60%)	304,159.00
District Share (40%)	202,773.00
Total Project Cost	<u>\$ 506,932.00</u>

PROJECT FINANCING

<u>State Share</u>	
This Project	\$ 304,159.00
District Share	
Cash Contribution	202,773.00
Financial Hardship	
Total Project Cost	<u>\$ 506,932.00</u>

HISTORY OF PROJECT COST AND APPORTIONMENT

	Fund Code	Proposition	Previously Authorized	Authorized This Action	State Apportionment This Action
<u>State Share</u>					
Modernization/Additional Grant	951-570	51	\$ 304,159.00	\$ (304,159.00)	\$
Modernization/Additional Grant	051-570	51		304,159.00	304,159.00
<u>District Share</u>					
Cash Contribution			\$ 202,773.00		
Total			<u>\$ 506,932.00</u>	<u>\$ 0.00</u>	<u>\$ 304,159.00</u>

Funding Source: Proposition 51 Bonds/2016-Nov.

Pursuant to the Board's action on April 24, 2019, the District is required to submit a complete Fund Release Authorization (Form SAB 50-05) on or before July 23, 2019; otherwise, the apportionment will be rescinded without further Board action and will receive a new Unfunded Approval date of July 23, 2019.

The Form SAB 50-05 submittal must contain an original signature from a designated District or Charter School Representative, depending on the Applicant, and must be physically received by the Office of Public School Construction at 707 Third Street, West Sacramento, CA 95605 prior to the close of business on July 23, 2019.

The District shall ensure that it is in compliance with all applicable laws, regulations and certifications it made on the program forms.

Based on the Board's action on June 5, 2017, this project is subject to the Grant Agreement submittal pursuant to School Facility Program Regulation Section 1859.90.4.

The District is responsible for ensuring that the project is compliant with Prevailing Wage Monitoring and/or Labor Compliance Program requirements at the time construction contracts are executed and/or construction commenced.

SCHOOL DISTRICT DATA

Application No: 51/68114-00-003	County: San Diego
School District: Fallbrook Union Elementary	School Name: Mary Fay Pendleton Elementary

PROJECT DATA

ADJUSTED GRANT DATA

Type of Project: Elementary School

K-6:

7-8:

9-12:

Non-Severe:

Severe:

Service Site	\$	64,614.00
Fac. Hardship Other 3710 Sq. Ft.		704,900.00
Total State Share (50%)		769,514.00
District Share (50%)		769,514.00
Total Project Cost	\$	1,539,028.00

Application Filing Basis: Site Specific

Number of Classrooms: 52

Master Acres: 20.4

Existing Acres: 13.75

Proposed Acres:

Recommended Acres: 16.5

Facility Hardship (a): Yes

Financial Hardship Requested: No

Alternative Education School: No

Addition to Existing Site: No

PROJECT FINANCING

<u>State Share</u>	
This Project	\$ 769,514.00
<u>District Share</u>	
Cash Contribution	769,514.00
Financial Hardship	
Total Project Cost	\$ 1,539,028.00

HISTORY OF PROJECT COST AND APPORTIONMENT

	Fund Code	Proposition	Previously Authorized	Authorized This Action	State Apportionment This Action
<u>State Share</u>					
New Construction/Add. Grant	957-505	1D	\$ 769,514.00	\$ (769,514.00)	
New Construction/Add. Grant	057-505	1D		769,514.00	\$ 769,514.00
<u>District Share</u>					
Cash Contribution			769,514.00		
Total			\$ 1,539,028.00	\$ 0.00	\$ 769,514.00

Funding Source: Proposition 1D Bonds/2006-Nov.

Pursuant to the Board's action on April 24, 2019, the District is required to submit a complete Fund Release Authorization (Form SAB 50-05) on or before July 23, 2019; otherwise, the apportionment will be rescinded without further Board action and will receive a new Unfunded Approval date of July 23, 2019.

The Form SAB 50-05 submittal must contain an original signature from a designated District or Charter School Representative, depending on the Applicant, and must be physically received by the Office of Public School Construction at 707 Third Street, West Sacramento, CA 95605 prior to the close of business on July 23, 2019.

Based on the Board's action on June 5, 2017, this project is subject to the Grant Agreement submittal pursuant to School Facility Program Regulation Section 1859.90.4.

The District shall ensure that it is in compliance with all applicable laws, regulations and certifications it made on the program forms.

The District is responsible for ensuring that the project is compliant with Prevailing Wage Monitoring and/or Labor Compliance Program requirements at the time construction contracts are executed and/or construction commenced.

SCHOOL DISTRICT DATA

Application No: 51/62901-00-015	County: Humboldt
School District: Klamath-Trinity Joint Unified	School Name: Hoopa Valley High

PROJECT DATA

Type of Project: High School

K-6:

7-8:

9-12:

Non-Severe:

Severe:

Application Filing Basis: District Wide

Number of Classrooms: 2

Master Acres:

Existing Acres: 19.6

Proposed Acres:

Recommended Acres: 21.2

Facility Hardship (a): Yes

Financial Hardship Requested: Yes

Alternative Education School: No

Addition to Existing Site: No

PROJECT FINANCING

State Share

This Project \$ 1,048,571.00

District Share

Cash Contribution

Financial Hardship 1,048,571.00

Total Project Cost \$ 2,097,142.00

HISTORY OF PROJECT COST AND APPORTIONMENT

	Fund Code	Proposition	Previously Authorized	Authorized This Action	State Apportionment This Action
<u>State Share</u>					
New Construction/Add. Grant	951-500	51	\$ \$ 1,048,571.00	\$ (1,048,571.00)	\$
New Construction/Add. Grant	051-500	51		1,048,571.00	1,048,571.00
<u>District Share</u>					
Cash Contribution					
Financial Hardship	951-500	51	1,048,571.00	(1,048,571.00)	
Financial Hardship	051-500	51		1,048,571.00	1,048,571.00
Total			\$	\$ 0.00	\$ 2,097,142.00

Funding Source: Proposition 51 Bonds/2016-Nov.

Pursuant to the Board's action on April 24, 2019, the District is required to submit a complete Fund Release Authorization (Form SAB 50-05) on or before July 23, 2019; otherwise, the apportionment will be rescinded without further Board action and will receive a new Unfunded Approval date of July 23, 2019.

The District shall ensure that it is in compliance with all applicable laws, regulations and certifications it made on the program forms.

The Form SAB 50-05 submittal must contain an original signature from a designated District or Charter School Representative, depending on the Applicant, and must be physically received by the Office of Public School Construction at 707 Third Street, West Sacramento, CA 95605 prior to the close of business on July 23, 2019.

The District is responsible for ensuring that the project is compliant with Prevailing Wage Monitoring and/or Labor Compliance Program requirements at the time construction contracts are executed and/or construction commenced.

The District qualifies for financial hardship pursuant to SFP Regulation Section 1859.81(c)(1). The District has demonstrated it is financially unable to provide all or a part of the matching funds and is levying the developer fees or equal alternative revenue source justified by law. The District's outstanding bonded indebtedness (as of September 30, 2018) is at least 60 percent of its total bonding capacity.

Financial hardship funding is provided pursuant to the conditions outlined in the November 28, 2018 approval letter.

Based on the Board's action on June 5, 2017, this project is subject to the Grant Agreement submittal pursuant to School Facility Program Regulation Section 1859.90.4.

SCHOOL DISTRICT DATA

Application No: 51/62901-00-016
 School District: Klamath-Trinity Joint Unified

County: Humboldt
 School Name: Hoopa Valley High

PROJECT DATA

Type of Project: High School
 K-6:
 7-8:
 9-12:
 Non-Severe:
 Severe:

Application Filing Basis: District Wide
 Number of Classrooms: 1
 Master Acres:
 Existing Acres: 19.6
 Proposed Acres:
 Recommended Acres: 21.2
 Facility Hardship (a): No
 Financial Hardship Requested: Yes
 Alternative Education School: No
 Addition to Existing Site: No

ADJUSTED GRANT DATA

Project Assistance	\$	7,074.00
Fac. Hardship Other	845.39 Sq. Ft.	160,624.10
Geographic Index Factor	10 %	16,062.40
Total State Share (50%)		183,760.50
District Share (50%)		183,760.50
Total Project Cost	\$	367,521.00

PROJECT FINANCING

State Share
 This Project \$ 183,760.50
District Share
 Cash Contribution
 Financial Hardship 183,760.50
 Total Project Cost \$ **367,521.00**

PROJECT COST AND APPORTIONMENT

	Fund Code	Proposition	Previously Authorized	Authorized This Action	State Apportionment This Action
<u>State Share</u>					
New Construction/Add. Grant	951-500	51	\$ 183,760.50	\$ (183,760.50)	\$
New Construction/Add. Grant	051-500	51		183,760.50	183,760.50
<u>District Share</u>					
Cash Contribution					
Financial Hardship	951-500	51	183,760.50	(183,760.50)	
Financial Hardship	051-500	51		183,760.50	183,760.50
Total			\$ 367,521.00	\$ 0.00	\$ 367,521.00

Funding Source: Proposition 51 Bonds/2016-Nov.

Pursuant to the Board's action on April 24, 2019, the District is required to submit a complete Fund Release Authorization (Form SAB 50-05) on or before July 23, 2019; otherwise, the apportionment will be rescinded without further Board action and will receive a new Unfunded Approval date of July 23, 2019.

The Form SAB 50-05 submittal must contain an original signature from a designated District or Charter School Representative, depending on the Applicant, and must be physically received by the Office of Public School Construction at 707 Third Street, West Sacramento, CA 95605 prior to the close of business on July 23, 2019.

The District shall ensure that it is in compliance with all applicable laws, regulations and certifications it made on the program forms.

The District is responsible for ensuring that the project is compliant with Prevailing Wage Monitoring and/or Labor Compliance Program requirements at the time construction contracts are executed and/or construction commenced.

Based on the Board's action on June 5, 2017, this project is subject to the Grant Agreement submittal pursuant to School Facility Program Regulation Section 1859.90.4.

The District qualifies for financial hardship pursuant to SFP Regulation Section 1859.81(c)(1). The District has demonstrated it is financially unable to provide all or a part of the matching funds and is levying the developer fees or equal alternative revenue source justified by law. The District's outstanding bonded indebtedness (as of September 30, 2018) is at least 60 percent of its total bonding capacity.

Financial hardship funding is provided pursuant to the conditions outlined in the November 28, 2018 approval letter.

SCHOOL DISTRICT DATA

Application No: 58/73742-00-005 County: Kern
 School District: Sierra Sands Unified School Name: Burroughs High

PROJECT DATA

Type of Project: High School Application Filing Basis: Site Specific
 Pupils Assigned Under 50 Yrs: K-6:
 7-8:
 9-12:
 Non-Severe:
 Severe:
 Financial Hardship Requested: Yes Recommended Acres: 38.4
 Alternative Education School: No Existing Acres: 76.86

ADJUSTED GRANT DATA

Rehabilitation	\$ 988,025.00
Total State Share (60%)	988,025.00
District Share (40%)	658,683.00
Total Project Cost	<u>\$ 1,646,708.00</u>

PROJECT FINANCING

<u>State Share</u>	
This Project	\$ 988,025.00
District Share	
Cash Contribution	658,683.00
Total Project Cost	<u>\$ 1,646,708.00</u>

PROJECT COST AND APPORTIONMENT

	Fund Code	Proposition	Previously Authorized	Authorized This Action	State Apportionment This Action
<u>State Share</u>					
Modernization/Additional Grant	957-570	1D	\$ 988,025.00	\$ (988,025.00)	\$
Modernization/Additional Grant	057-570	1D		988,025.00	988,025.00
<u>District Share</u>					
Cash Contribution			658,683.00		
Total			<u>\$ 1,646,708.00</u>	<u>\$ 0.00</u>	<u>\$ 988,025.00</u>

Funding Source: Proposition 1D Bonds/2006-Nov.

Pursuant to the Board's action on April 24, 2019, the District is required to submit a complete Fund Release Authorization (Form SAB 50-05) on or before July 23, 2019; otherwise, the apportionment will be rescinded without further Board action and will receive a new Unfunded Approval date of July 23, 2019.

The Form SAB 50-05 submittal must contain an original signature from a designated District or Charter School Representative, depending on the Applicant, and must be physically received by the Office of Public School Construction at 707 Third Street, West Sacramento, CA 95605 prior to the close of business on July 23, 2019.

The District is responsible for ensuring that the project is compliant with Prevailing Wage Monitoring and/or Labor Compliance Program requirements at the time construction contracts are executed and/or construction commenced.

The District shall ensure that it is in compliance with all applicable laws, regulations and certifications it made on the program forms.

Based on the Board's action on June 5, 2017, this project is subject to the Grant Agreement submittal pursuant to School Facility Program Regulation Section 1859.90.4.

The District qualifies for financial hardship pursuant to SFP Regulation Section 1859.81(c)(4). The District has demonstrated it is financially unable to provide all or a part of the matching funds and is levying the developer fees or equal alternative revenue source justified by law. The District's total bonding capacity (as of November 8, 2018) is \$5 million or less.

SCHOOL DISTRICT DATA

Application No: 58/70573-00-001 County: Solano
 School District: Vacaville Unified School Name: Jepson (Willis) Junior High

PROJECT DATA

Type of Project: Middle School Application Filing Basis: Site Specific
 Pupils Assigned Under 50 Yrs: K-6:
 7-8:
 9-12:
 Non-Severe:
 Severe:
 Financial Hardship Requested: No Recommended Acres: 21.9
 Alternative Education School: No Existing Acres: 29.66

ADJUSTED GRANT DATA

Rehabilitation	\$ 474,438.00
Total State Share (50%)	474,438.00
District Share (50%)	474,438.00
Total Project Cost	<u>\$ 948,876.00</u>

PROJECT FINANCING

<u>State Share</u>	
This Project	\$ 474,438.00
<u>District Share</u>	
Cash Contribution	474,438.00
Financial Hardship	
Total Project Cost	<u>\$ 948,876.00</u>

HISTORY OF PROJECT COST AND APPORTIONMENT

	Fund Code	Proposition	Previously Authorized	Authorized This Action	State Apportionment This Action
<u>State Share</u>					
Modernization/Additional Grant	957-505	1D	\$ 474,438.00	\$ (474,438.00)	\$
Modernization/Additional Grant	057-505	1D		474,438.00	474,438.00
<u>District Share</u>					
Cash Contribution			\$ 474,438.00		
Total			<u>\$ 948,876.00</u>	<u>\$ 0.00</u>	<u>\$ 474,438.00</u>

Funding Source: Proposition 1D Bonds/2006-Nov.

Pursuant to the Board's action on April 24, 2019, the District is required to submit a complete Fund Release Authorization (Form SAB 50-05) on or before July 23, 2019; otherwise, the apportionment will be rescinded without further Board action and will receive a new Unfunded Approval date of July 23, 2019.

The Form SAB 50-05 submittal must contain an original signature from a designated District or Charter School Representative, depending on the Applicant, and must be physically received by the Office of Public School Construction at 707 Third Street, West Sacramento, CA 95605 prior to the close of business on July 23, 2019.

The District shall ensure that it is in compliance with all applicable laws, regulations and certifications it made on the program forms.

The District is responsible for ensuring that the project is compliant with Prevailing Wage Monitoring and/or Labor Compliance Program requirements at the time construction contracts are executed and/or construction commenced.

Based on the Board's action on June 5, 2017, this project is subject to the Grant Agreement submittal pursuant to School Facility Program Regulation Section 1859.90.4.

SCHOOL DISTRICT DATA

Application No: 51/68114-00-004	County: San Diego
School District: Fallbrook Union Elementary	School Name: Pendleton (Mary Fay) Elem.

PROJECT DATA

Type of Project:	Elementary School
K-6:	
7-8:	
9-12:	
Non-Severe:	
Severe:	
Application Filing Basis:	District Wide
Number of Classrooms:	52
Master Acres:	20.4
Existing Acres:	13.75
Proposed Acres:	
Recommended Acres:	16.5
Facility Hardship (a):	No
Financial Hardship Requested:	No
Alternative Education School:	No
Addition to Existing Site:	No

ADJUSTED GRANT DATA

Multi Level Grant	\$	702,126.00
Service Site		2,012,191.00
Utilities		131,119.00
Fac. Hardship Toilet	2,876 Sq. Ft.	977,840.00
Fac. Hardship Other	38,327 Sq. Ft.	7,282,130.00
Total State Share (50%)		11,105,406.00
District Share (50%)		11,105,406.00
Total Project Cost	\$	22,210,812.00

PROJECT FINANCING

<u>State Share</u>	
This Project	\$ 11,105,406.00
<u>District Share</u>	
Cash Contribution	11,105,406.00
Financial Hardship	
Total Project Cost	\$ 22,210,812.00

PROJECT COST AND APPORTIONMENT

	Fund Code	Proposition	Previously Authorized	Authorized This Action		Unfunded Approval This Action
<u>State Share</u>						
New Construction/Add. Grant	951-500	51	\$ 9,300,000.00	\$ (9,300,000.00)	\$	
New Construction/Add. Grant	051-500	51		9,300,000.00		9,300,000.00
New Construction/Add. Grant	957-500	1D	1,805,406.00	(1,805,406.00)		
New Construction/Add. Grant	057-500	1D		1,805,406.00		1,805,406.00
<u>District Share</u>						
Cash Contribution			11,105,406.00			
Total			\$ 22,210,812.00	\$ 0.00	\$	11,105,406.00

Funding Sources: Proposition 51 Bonds/2016-Nov.; Proposition 1D Bonds/2006-Nov.

Pursuant to the Board's action on April 24, 2019, the District is required to submit a complete Fund Release Authorization (Form SAB 50-05) on or before July 23, 2019; otherwise, the apportionment will be rescinded without further Board action and will receive a new Unfunded Approval date of July 23, 2019.

The Form SAB 50-05 submittal must contain an original signature from a designated District or Charter School Representative, depending on the Applicant, and must be physically received by the Office of Public School Construction at 707 Third Street, West Sacramento, CA 95605 prior to the close of business on July 23, 2019.

The District shall ensure that it is in compliance with all applicable laws, regulations and certifications it made on the program forms.

Based on the Board's action on June 5, 2017, this project is subject to the Grant Agreement submittal pursuant to School Facility Program Regulation Section 1859.90.4.

The District is responsible for ensuring that the project is compliant with Prevailing Wage Monitoring and/or Labor Compliance Program requirements at the time construction contracts are executed and/or construction commenced.

SCHOOL DISTRICT DATA

Application No: 57/62380-00-001 County: Fresno
 School District: Raisin City Elementary School Name: Raisin City Elementary

PROJECT DATA

Type of Project:	Elementary School	Application Filing Basis:	Site Specific
Pupils Assigned Under 50 Yrs:	K-6: 36	Pupils Assigned Over 50 Yrs:	K-6: 114
	7-8: 27		7-8: 0
	9-12:		9-12:
Non-Severe:		Non-Severe:	
Severe:		Severe:	
Financial Hardship Requested:	Yes	Recommended Acres:	10.1
Alternative Education School:	No	Existing Acres:	8.12

ADJUSTED GRANT DATA

Modernization Grant - Under 50 Yrs	\$ 284,310.00
Modernization Grant - Over 50 Yrs	697,566.00
Project Assistance	3,772.00
Fire Detection Alarm	25,311.00
Small Size Project	39,275.00
Site Development	139,513.00
Accessibility/Fire Code Req.	493,183.00
Total State Share (60%)	1,682,930.00
District Share (40%)	1,121,954.00
Total Project Cost	<u>\$ 2,804,884.00</u>

PROJECT FINANCING

<u>State Share</u>	
This Project	\$ 1,682,930.00
<u>District Share</u>	
Cash Contribution	38,003.00
Financial Hardship	1,083,951.00
Total Project Cost	<u>\$ 2,804,884.00</u>

HISTORY OF PROJECT COST AND APPORTIONMENT

	Fund Code	Proposition	Previously Authorized	Authorized This Action	State Apportionment This Action
<u>State Share</u>					
Modernization/Additional Grant	057-570	1D	\$ 92,942.00		
Modernization/Additional Grant	951-570	51	1,589,988.00	\$ (1,589,988.00)	
Modernization/Additional Grant	051-570	51		\$ 1,589,988.00	\$ 1,589,988.00
<u>District Share</u>					
Cash Contribution			37,219.00	784.00	
Financial Hardship	057-570	1D	60,275.00		
Financial Hardship	951-570	51	1,024,460.00	(1,024,460.00)	
Financial Hardship	051-570	51		1,023,676.00	1,023,676.00
Total			<u>\$ 2,804,884.00</u>	<u>\$ 0.00</u>	<u>\$ 2,613,664.00</u>

Funding Source: Proposition 1D Bonds/2006-Nov.; Proposition 51 Bonds/2016-Nov.

Pursuant to the Board's action on April 24, 2019, the District is required to submit a complete Fund Release Authorization (Form SAB 50-05) on or before July 23, 2019; otherwise, the apportionment will be rescinded without further Board action and will receive a new Unfunded Approval date of July 23, 2019.

The Form SAB 50-05 submittal must contain an original signature from a designated District or Charter School Representative, depending on the Applicant, and must be physically received by the Office of Public School Construction at 707 Third Street, West Sacramento, CA 95605 prior to the close of business on July 23, 2019.

The District shall ensure that it is in compliance with all applicable laws, regulations and certifications it made on the program forms.

The District qualifies for financial hardship pursuant to SFP Regulation Section 1859.81(c)(4). The District has demonstrated it is financially unable to provide all or a part of the matching funds and is levying the developer fees or equal alternative revenue source justified by law. The District's total bonding capacity (as of December 31, 2017) is \$5 million or less.

Based on the Board's action on June 5, 2017, this project is subject to the Grant Agreement submittal pursuant to School Facility Program Regulation Section 1859.90.4.

The District is responsible for ensuring that the project is compliant with Prevailing Wage Monitoring and/or Labor Compliance Program requirements at the time construction contracts are executed and/or construction commenced.

SCHOOL DISTRICT DATA

Application No	54/75283-00-006	County	Sacramento
School District	Natomas Unified	Charter School	Natomas Pacific Pathways Preparatory Middle
		School Name	Natomas Pacific Pathways Preparatory Middle

PROJECT DATA

Type of Project:	Middle School
Pupils Assigned	K-6:
	7-8:
	9-12:
	Non-Severe:
	Severe:
Non-Toilet sq. ft.:	9,085
Toilet sq. ft.:	515
Application Filing Basis:	District
Number of Classrooms:	9
Master Plan Acres:	
Existing Acres:	14.50
Proposed Acres:	0.00
Recommended Acres:	14.00

PRELIMINARY GRANT DATA

Charter School Base Grant	\$	1,901,250.00
Accessibility/Fire Code		57,038.00
Two-Stop Elevator		<u>117,667.00</u>
Total State Project Share (50%)		2,075,955.00
CSFA Lease-Payment Amount		0.00
Charter School Cash Contribution		<u>2,075,955.00</u>
Total Project Cost	\$	<u>4,151,910.00</u>

PROJECT FINANCING

<u>State Share</u>	
This Project	\$ 2,075,955.00
<u>Charter School Share</u>	
<u>CSFA Lease Amount</u>	
Cash Contribution	<u>2,075,955.00</u>
Total Project Cost	\$ <u>4,151,910.00</u>

HISTORY OF PROJECT COST AND APPORTIONMENT

	Fund Code	Proposition	Previously Authorized	Authorized This Action	State Apportionment This Action
<u>State Share</u>					
Charter School Grant	951-540	51	\$ 2,075,955.00	\$ (2,075,955.00)	
Charter School Grant	051-540	51		2,075,955.00 \$	2,075,955.00
<u>Charter School Share</u>					
<u>CSFA Lease Amount</u>					
Cash Contribution			<u>2,075,955.00</u>		
Total Project Cost			\$ <u>4,151,910.00</u>	\$ <u>0.00</u>	\$ <u>2,075,955.00</u>

Funding Source: Proposition 51 Bonds/2016-Nov.

Pursuant to the Board's action on April 24, 2019, the District is required to submit a complete Fund Release Authorization (Form SAB 50-05) on or before July 23, 2019; otherwise, the apportionment will be rescinded without further Board action and will receive a new Unfunded Approval date of July 23, 2019.

The Form SAB 50-05 submittal must contain an original signature from a designated District or Charter School Representative, depending on the Applicant, and must be physically received by the Office of Public School Construction at 707 Third Street, West Sacramento, CA 95605 prior to the close of business on July 23, 2019.

The Applicant is responsible for ensuring that the project is compliant with Prevailing Wage Monitoring and/or Labor Compliance Program requirements at the time construction contracts are executed and/or construction commenced.

The Applicant shall ensure that it is in compliance with all applicable laws, regulations and certifications it made on the program forms.

Based on the Board's action on June 5, 2017, this project is subject to the Grant Agreement submittal pursuant to School Facility Program Regulation Section 1859.90.4.

SCHOOL DISTRICT DATA

Application No	54/75283-00-007	County	Sacramento
School District	Natomas Unified	Charter School	Natomas Pacific Pathways Preparatory Middle
		School Name	Natomas Pacific Pathways Preparatory Middle

PROJECT DATA

Type of Project: Middle School
Pupils Assigned
 K-6: 81
 7-8: 216
 9-12:
Non-Severe:
Severe:

Non-Toilet sq. ft.:
Toilet sq. ft.:

PRELIMINARY GRANT DATA

Charter School Base Grant	\$	3,633,498.00
Fire Alarm		5,643.00
Service Site		166,564.00
Utilities		308,935.00
Total State Project Share (50%)		4,114,640.00
CSFA Lease-Payment Amount		0.00
Charter School Cash Contribution		4,114,640.00
Total Project Cost	\$	<u>8,229,280.00</u>

Application Filing Basis: District
Number of Classrooms: 11
Master Plan Acres: 18.1
Existing Acres: 14.50
Proposed Acres: 0.00
Recommended Acres: 14.00

PROJECT FINANCING

State Share
This Project \$ 4,114,640.00
Charter School Share
CSFA Lease Amount
Cash Contribution 4,114,640.00
Total Project Cost \$ 8,229,280.00

HISTORY OF PROJECT COST AND APPORTIONMENT

	Fund Code	Proposition	Previously Authorized	Authorized This Action	State Apportionment This Action
<u>State Share</u>					
Charter School Grant	951-540	51	\$ 4,114,640.00	\$ (4,114,640.00)	
Charter School Grant	051-540	51		4,114,640.00 \$	4,114,640.00
<u>Charter School Share</u>					
CSFA Lease Amount					
Cash Contribution			4,114,640.00		
Total Project Cost			\$ <u>8,229,280.00</u>	\$ <u>0.00</u>	\$ <u>4,114,640.00</u>

Funding Source: Proposition 51 Bonds/2016-Nov.

Pursuant to the Board's action on April 24, 2019, the District is required to submit a complete Fund Release Authorization (Form SAB 50-05) on or before July 23, 2019; otherwise, the apportionment will be rescinded without further Board action and will receive a new Unfunded Approval date of July 23, 2019.

The Form SAB 50-05 submittal must contain an original signature from a designated District or Charter School Representative, depending on the Applicant, and must be physically received by the Office of Public School Construction at 707 Third Street, West Sacramento, CA 95605 prior to the close of business on July 23, 2019.

The Applicant is responsible for ensuring that the project is compliant with Prevailing Wage Monitoring and/or Labor Compliance Program requirements at the time construction contracts are executed and/or construction commenced.

The Applicant shall ensure that it is in compliance with all applicable laws, regulations and certifications it made on the program forms.

Based on the Board's action on June 5, 2017, this project is subject to the Grant Agreement submittal pursuant to School Facility Program Regulation Section 1859.90.4.

APPLICANT DATA

Application No:	55/67314-00-004	Site Name:	Florin High
County:	Sacramento	Industry Sector:	Agriculture and Natural Resources
Applicant:	Elk Grove Unified	Pathway:	Animal Science Forestry and Natural Resources Ornamental Horticulture

PROJECT DATA

Type of Project:	New Construction
Reservation of Funds:	Y
Loan Requested:	N
Qualifying SFP Project:	n/a
Number of CTE Classrooms:	2
SFP Classroom Allowance Deduction:	n/a

GRANT DATA

Eligible Project Costs (50%)	
Construction:	\$ 1,476,054.00
Equipment:	112,291.00
Site Development:	-
SFP Deduction:	0.00
Total State Share (50%):	<u>1,588,345.00</u>
District Share (50%):	<u>1,588,345.00</u>
Total Project Costs:	<u><u>\$ 3,176,690.00</u></u>

PROJECT FINANCING

	Fund Code	Proposition	Previously Authorized	Authorized this Action	State Apportionment this Action
State Share (50%)					
This Project	951-600	51	\$ 1,588,345.00	\$ (1,588,345.00)	
This Project	051-600	51		1,588,345.00	\$ 1,588,345.00
District Share (50%)					
Cash Contribution			1,588,345.00		
Total Project Cost			<u><u>\$ 3,176,690.00</u></u>	<u><u>\$ 0.00</u></u>	<u><u>\$ 1,588,345.00</u></u>

Funding Source: Bonds/2016-Nov.

This application is approved as a Reservation of Funds. Pursuant to School Facility Program Regulation Section 1859.197, the Applicant is required to submit the necessary California Department of Education plan approval and the Division of the State Architect approved plans and specifications to the Office of Public School Construction by April 23, 2020. If the required documents are not physically received by this date, the Apportionment shall be rescinded without further Board action.

Pursuant to the Board's action on April 24, 2019, the applicant must submit a valid, complete Fund Release Authorization (Form SAB 50-05) within 90 days of the Office of Public School Construction's receipt of the Division of the State Architect approved plans and specifications and the California Department of Education plan approval. The Form SAB 50-05 submittal must contain an original signature from an authorized District Representative and must be physically received by the Office of Public School Construction at 707 Third Street, West Sacramento, CA 95605 prior to the close of business on the 90th day.

Pursuant to School Facility Program Regulation Section 1859.90.4, the applicant is required to submit a signed Grant Agreement for the project prior to or concurrent with a request for the release of funds.

Pursuant to School Facility Program Regulation Section 1859.199, the State portion of any and all project savings realized from the funding of a Career Technical Education Facilities Program project must be returned to the State.

The Applicant shall ensure that it is in compliance with all applicable laws, regulations and certifications it made on the program forms.

The Applicant is responsible for ensuring that the project is compliant with Prevailing Wage Monitoring and/or Labor Compliance Program requirements at the time construction contracts are executed and/or construction commenced.

APPLICANT DATA

Application No:	55/67314-00-005	Site Name:	Laguna Creek High
County:	Sacramento	Industry Sector:	Energy, Environment, and Utilities
Applicant:	Elk Grove Unified	Pathway:	Energy and Power Technology

PROJECT DATA

Type of Project:	New Construction
Reservation of Funds:	Y
Loan Requested:	N
Qualifying SFP Project:	n/a
Number of CTE Classrooms:	2
SFP Classroom Allowance Deduction:	n/a

GRANT DATA

Eligible Project Costs (50%)	
Construction:	\$ 1,999,475.00
Equipment:	79,178.00
Site Development:	-
SFP Deduction:	0.00
Total State Share (50%)	<u>2,078,653.00</u>
District Share (50%)	<u>2,078,653.00</u>
Total Project Costs	<u><u>\$ 4,157,306.00</u></u>

PROJECT FINANCING

	Fund Code	Proposition	Previously Authorized	Authorized this Action	State Apportionment this Action
State Share (50%)					
This Project	951-600	51	\$ 2,078,653.00	\$ (2,078,653.00)	
	051-600	51		2,078,653.00	\$ 2,078,653.00
District Share (50%)					
Cash Contribution			2,078,653.00		
Total Project Cost			<u>\$ 4,157,306.00</u>	<u>\$ 0.00</u>	<u>\$ 2,078,653.00</u>

Funding Source: Bonds/2016-Nov.

This application is approved as a Reservation of Funds. Pursuant to School Facility Program Regulation Section 1859.197, the Applicant is required to submit the necessary California Department of Education plan approval and the Division of the State Architect approved plans and specifications to the Office of Public School Construction by April 23, 2020. If the required documents are not physically received by this date, the Apportionment shall be rescinded without further Board action.

Pursuant to the Board's action on April 24, 2019, the applicant must submit a valid, complete Fund Release Authorization (Form SAB 50-05) within 90 days of the Office of Public School Construction's receipt of the Division of the State Architect approved plans and specifications and the California Department of Education plan approval. The Form SAB 50-05 submittal must contain an original signature from an authorized District Representative and must be physically received by the Office of Public School Construction at 707 Third Street, West Sacramento, CA 95605 prior to the close of business on the 90th day.

Pursuant to School Facility Program Regulation Section 1859.90.4, the applicant is required to submit a signed Grant Agreement for the project prior to or concurrent with a request for the release of funds.

Pursuant to School Facility Program Regulation Section 1859.199, the State portion of any and all project savings realized from the funding of a Career Technical Education Facilities Program project must be returned to the State.

The Applicant shall ensure that it is in compliance with all applicable laws, regulations and certifications it made on the program forms.

The Applicant is responsible for ensuring that the project is compliant with Prevailing Wage Monitoring and/or Labor Compliance Program requirements at the time construction contracts are executed and/or construction commenced.

The Applicant has requested a Reservation of Funds. Pursuant to School Facility Program Regulation Section 1859.197, the Applicant is required to submit the California Department of Education plan approval and the Division of the State Architect approved plans and specifications to the Office of Public School Construction within 12 months of receiving an Apportionment. If this requirement is not met, the Apportionment will be rescinded without further Board action.

APPLICANT DATA

Application No: 55/61424-00-004 County: Butte Applicant: Chico Unified	Site Name: Pleasant Valley Senior High Industry Sector: Hospitality, Recreation and Tourism Pathway: Food Service and Hospitality
---	--

PROJECT DATA

Type of Project:	New Construction
Reservation of Funds:	Y
Loan Requested:	N
Qualifying SFP Project:	n/a
Number of CTE Classrooms:	2
SFP Classroom Allowance Deduction:	n/a

GRANT DATA

Eligible Project Costs (50%)	
Construction:	\$ 2,493,178.00
Equipment:	183,122.00
Site Development:	323,700.00
SFP Deduction:	0.00
Total State Share (50%)	<u>3,000,000.00</u>
District Share (50%)	<u>3,000,000.00</u>
Total Project Costs	<u><u>\$ 6,000,000.00</u></u>

PROJECT FINANCING

	Fund Code	Proposition	Previously Authorized	Authorized this Action	State Apportionment this Action
State Share (50%)					
This Project	951-600	51	\$ 3,000,000.00	\$ (3,000,000.00)	
This Project	051-600	51		3,000,000.00	\$ 3,000,000.00
District Share (50%)					
Cash Contribution			3,000,000.00		
Total Project Cost			<u><u>\$ 6,000,000.00</u></u>	<u><u>\$ 0.00</u></u>	<u><u>\$ 3,000,000.00</u></u>

Funding Source: Bonds/2016-Nov.

This application is approved as a Reservation of Funds. Pursuant to School Facility Program Regulation Section 1859.197, the Applicant is required to submit the necessary California Department of Education plan approval and the Division of the State Architect approved plans and specifications to the Office of Public School Construction by April 23, 2020. If the required documents are not physically received by this date, the Apportionment shall be rescinded without further Board action.

Pursuant to the Board's action on April 24, 2019, the applicant must submit a valid, complete Fund Release Authorization (Form SAB 50-05) within 90 days of the Office of Public School Construction's receipt of the Division of the State Architect approved plans and specifications and the California Department of Education plan approval. The Form SAB 50-05 submittal must contain an original signature from an authorized District Representative and must be physically received by the Office of Public School Construction at 707 Third Street, West Sacramento, CA 95605 prior to the close of business on the 90th day.

Pursuant to School Facility Program Regulation Section 1859.90.4, the applicant is required to submit a signed Grant Agreement for the project prior to or concurrent with a request for the release of funds.

Pursuant to School Facility Program Regulation Section 1859.199, the State portion of any and all project savings realized from the funding of a Career Technical Education Facilities Program project must be returned to the State.

The Applicant shall ensure that it is in compliance with all applicable laws, regulations and certifications it made on the program forms.

The Applicant is responsible for ensuring that the project is compliant with Prevailing Wage Monitoring and/or Labor Compliance Program requirements at the time construction contracts are executed and/or construction commenced.

APPLICANT DATA

Application No:	55/64451-00-002	Site Name:	Warren High
County:	Los Angeles	Industry Sector:	Engineering and Architecture
Applicant:	Downey Unified	Pathway:	Engineering Design

PROJECT DATA

Type of Project:	New Construction
Reservation of Funds:	Y
Loan Requested:	N
Qualifying SFP Project:	n/a
Number of CTE Classrooms:	3
SFP Classroom Allowance Deduction:	n/a

GRANT DATA

Eligible Project Costs (50%)	
Construction:	\$ 1,491,857.00
Equipment:	238,843.00
Site Development:	218,093.00
SFP Deduction:	0.00
Total State Share (50%)	1,948,793.00
District Share (50%)	1,948,793.00
Total Project Costs	\$ 3,897,586.00

PROJECT FINANCING

	Fund Code	Proposition	Previously Authorized	Authorized this Action	State Apportionment this Action
State Share (50%)					
This Project	951-600	51	\$ 1,948,793.00	\$ (1,948,793.00)	
This Project	051-600	51		1,948,793.00	\$ 1,948,793.00
District Share (50%)					
Cash Contribution			1,948,793.00		
Total Project Cost			\$ 3,897,586.00	\$ 0.00	\$ 1,948,793.00

Funding Source: Proposition 51 Bonds/2016-Nov.

This application is approved as a Reservation of Funds. Pursuant to School Facility Program Regulation Section 1859.197, the Applicant is required to submit the necessary California Department of Education plan approval and the Division of the State Architect approved plans and specifications to the Office of Public School Construction by April 23, 2020. If the required documents are not physically received by this date, the Apportionment shall be rescinded without further Board action.

Pursuant to the Board's action on April 24, 2019, the applicant must submit a valid, complete Fund Release Authorization (Form SAB 50-05) within 90 days of the Office of Public School Construction's receipt of the Division of the State Architect approved plans and specifications and the California Department of Education plan approval. The Form SAB 50-05 submittal must contain an original signature from an authorized District Representative and must be physically received by the Office of Public School Construction at 707 Third Street, West Sacramento, CA 95605 prior to the close of business on the 90th day.

Pursuant to School Facility Program Regulation Section 1859.90.4, the applicant is required to submit a signed Grant Agreement for the project prior to or concurrent with a request for the release of funds.

Pursuant to School Facility Program Regulation Section 1859.199, the State portion of any and all project savings realized from the funding of a Career Technical Education Facilities Program project must be returned to the State.

The Applicant shall ensure that it is in compliance with all applicable laws, regulations and certifications it made on the program forms.

The Applicant is responsible for ensuring that the project is compliant with Prevailing Wage Monitoring and/or Labor Compliance Program requirements at the time construction contracts are executed and/or construction commenced.

The State Allocation Board date of unfunded approval and placement on the Unfunded List (Lack of AB 55 Loans) for this project shall be May 23, 2018.

APPLICANT DATA

Application No:	59/64733-00-029	Site Name:	Dorsey (Susan Miller) Senior High
County:	Los Angeles	Industry Sector:	Arts, Media, and Entertainment
Applicant:	Los Angeles Unified	Pathway:	Production and Managerial Arts

PROJECT DATA

Type of Project:	Modernization
Reservation of Funds:	Y
Loan Requested:	N
Qualifying SFP Project:	n/a
Number of CTE Classrooms:	1
SFP Classroom Allowance Deduction:	n/a

GRANT DATA

Eligible Project Costs (50%)	
Construction:	\$ 1,500,000.00
Equipment:	-
Site Development:	-
SFP Deduction:	0.00
Total State Share (50%)	<u>1,500,000.00</u>
District Share (50%)	<u>1,500,000.00</u>
Total Project Costs	<u><u>\$ 3,000,000.00</u></u>

PROJECT FINANCING

	Fund Code	Proposition	Previously Authorized	Authorized this Action	State Apportionment this Action
State Share (50%)					
This Project	951-600	51	\$ 1,500,000.00	\$ (1,500,000.00)	
This Project	051-600	51		1,500,000.00	\$ 1,500,000.00
District Share (50%)					
Cash Contribution			1,500,000.00		
Total Project Cost			<u>\$ 3,000,000.00</u>	<u>\$ 0.00</u>	<u>\$ 1,500,000.00</u>

Funding Source: Bonds/2016-Nov.

This application is approved as a Reservation of Funds. Pursuant to School Facility Program Regulation Section 1859.197, the Applicant is required to submit the necessary California Department of Education plan approval and the Division of the State Architect approved plans and specifications to the Office of Public School Construction by April 23, 2020. If the required documents are not physically received by this date, the Apportionment shall be rescinded without further Board action.

Pursuant to the Board's action on April 24, 2019, the applicant must submit a valid, complete Fund Release Authorization (Form SAB 50-05) within 90 days of the Office of Public School Construction's receipt of the Division of the State Architect approved plans and specifications and the California Department of Education plan approval. The Form SAB 50-05 submittal must contain an original signature from an authorized District Representative and must be physically received by the Office of Public School Construction at 707 Third Street, West Sacramento, CA 95605 prior to the close of business on the 90th day.

Pursuant to School Facility Program Regulation Section 1859.90.4, the applicant is required to submit a signed Grant Agreement for the project prior to or concurrent with a request for the release of funds.

Pursuant to School Facility Program Regulation Section 1859.199, the State portion of any and all project savings realized from the funding of a Career Technical Education Facilities Program project must be returned to the State.

The Applicant shall ensure that it is in compliance with all applicable laws, regulations and certifications it made on the program forms.

The Applicant is responsible for ensuring that the project is compliant with Prevailing Wage Monitoring and/or Labor Compliance Program requirements at the time construction contracts are executed and/or construction commenced.

SCHOOL DISTRICT DATA

Application No: 57/71019-00-002 County: Sonoma
 School District: Wilmar Union Elementary School Name: Wilson Elementary

PROJECT DATA

Type of Project: Elementary School Application Filing Basis: Site Specific
 Pupils Assigned Under 50 Yrs: K-6: Pupils Assigned Over 50 Yrs: K-6:
 7-8: 7-8:
 9-12: 9-12:
 Non-Severe: Non-Severe: 12
 Severe: Severe:
 Financial Hardship Requested: No Recommended Acres: 5.5
 Alternative Education School: No Existing Acres: 6.4

ADJUSTED GRANT DATA

Modernization Grant - Over 50 Yrs	\$ 156,492.00
Project Assistance	3,772.00
Fire Detection Alarm	3,168.00
Small Size Project	6,260.00
Site Development	24,146.00
Accessibility/Fire Code Req.	4,695.00
PWM	298.00
Total State Share (60%)	198,831.00
District Share (40%)	132,554.00
Total Project Cost	\$ 331,385.00

PROJECT FINANCING

<u>State Share</u>	
This Project	\$ 198,831.00
<u>District Share</u>	
Cash Contribution	132,554.00
Financial Hardship	
Total Project Cost	\$ 331,385.00

HISTORY OF PROJECT COST AND APPORTIONMENT

	Fund Code	Proposition	Previously Authorized	Authorized This Action	State Apportionment This Action
<u>State Share</u>					
Modernization/Additional Grant	951-570	51	\$ 198,831.00	\$ (198,831.00)	\$
Modernization/Additional Grant	051-570	51		\$ 198,831.00	\$ 198,831.00
<u>District Share</u>					
Cash Contribution			132,554.00		
Total			\$ 331,385.00	\$ 0.00	\$ 198,831.00

Funding Source: Proposition 51 Bonds/2016-Nov.

Pursuant to the Board's action on April 24, 2019, the District is required to submit a complete Fund Release Authorization (Form SAB 50-05) on or before July 23, 2019; otherwise, the apportionment will be rescinded without further Board action and will receive a new Unfunded Approval date of July 23, 2019.

The Form SAB 50-05 submittal must contain an original signature from a designated District or Charter School Representative, depending on the Applicant, and must be physically received by the Office of Public School Construction at 707 Third Street, West Sacramento, CA 95605 prior to the close of business on July 23, 2019.

The District shall ensure that it is in compliance with all applicable laws, regulations and certifications it made on the program forms.

Based on the Board's action on June 5, 2017, this project is subject to the Grant Agreement submittal pursuant to School Facility Program Regulation Section 1859.90.4.

The District is responsible for ensuring that the project is compliant with Prevailing Wage Monitoring and/or Labor Compliance Program requirements at the time construction contracts are executed and/or construction commenced.

SCHOOL DISTRICT DATA

Application No: 50/10033-00-002
School District: Amador County Office Of Education

County: Amador
School Name: Jackson Junior High

PROJECT DATA

Type of Project: Middle School
K-6:
7-8:
9-12:
Non-Severe:
Severe: 18
Application Filing Basis: District Wide
Number of Classrooms: 2
Master Acres:
Existing Acres:
Proposed Acres:
Recommended Acres:
Facility Hardship (a): No
Financial Hardship Requested: Yes
Alternative Education School: No
Addition to Existing Site: No

ADJUSTED GRANT DATA

New Construction Grant	\$	585,054.00
Project Assistance		7,074.00
Fire Detection Alarm		1,044.00
Sprinkler System		0.00
SDC Therapy Toilet	514 Sq. Ft.	174,760.00
SDC Therapy Other	2393 Sq. Ft.	454,670.00
Service Site		528,644.00
Utilities		88,442.00
Small Size Project		70,206.00
Total State Share (50%)		1,909,894.00
District Share (50%)		1,909,894.00
Total Project Cost	\$	3,819,788.00

PROJECT FINANCING

State Share
This Project \$ 1,909,894.00
District Share
Cash Contribution
Financial Hardship 1,909,894.00
Total Project Cost \$ **3,819,788.00**

HISTORY OF PROJECT COST AND APPORTIONMENT

	Fund Code	Proposition	Previously Authorized	Authorized This Action	State Apportionment This Action
State Share					
New Construction/Add. Grant	055-500	55	\$ 95,630.50		
New Construction/Add. Grant	951-500	51	1,814,263.50	\$ (1,814,263.50)	\$
New Construction/Add. Grant	051-500	51		1,814,263.50	1,814,263.50
District Share					
Cash Contribution					
Financial Hardship	055-500	55	95,630.50		
Financial Hardship	951-500	51	1,814,263.50	(1,814,263.50)	
Financial Hardship	051-500	51		1,814,263.50	1,814,263.50
Total			\$ 3,819,788.00	\$ 0.00	\$ 3,628,527.00

Funding Sources: Proposition 55 Bonds/2004-Mar.; Proposition 51 Bonds/2016-Nov.

Pursuant to the Board's action on April 24, 2019, the District is required to submit a complete Fund Release Authorization (Form SAB 50-05) on or before July 23, 2019; otherwise, the apportionment will be rescinded without further Board action and will receive a new Unfunded Approval date of July 23, 2019.

The Form SAB 50-05 submittal must contain an original signature from a designated District or Charter School Representative, depending on the Applicant, and must be physically received by the Office of Public School Construction at 707 Third Street, West Sacramento, CA 95605 prior to the close of business on July 23, 2019.

The District shall ensure that it is in compliance with all applicable laws, regulations and certifications it made on the program forms.

The District qualifies for financial hardship pursuant to SFP Regulation Section 1859.81(c)(3). The District qualifies as a County Superintendent of Schools and has demonstrated it is financially unable to provide all or a part of the matching funds.

The District is responsible for ensuring that the project is compliant with Prevailing Wage Monitoring and/or Labor Compliance Program requirements at the time construction contracts are executed and/or construction commenced.

Based on the Board's action on June 5, 2017, this project is subject to the Grant Agreement submittal pursuant to School Facility Program Regulation Section 1859.90.4.

SCHOOL DISTRICT DATA

Application No: 57/68478-00-043 County: San Francisco
 School District: San Francisco Unified School Name: Roosevelt Middle

PROJECT DATA

Type of Project:	Middle School	Application Filing Basis:	Site Specific
Pupils Assigned Under 50 Yrs:		Pupils Assigned Over 50 Yrs:	
K-6:		K-6:	781
7-8:	12	7-8:	781
9-12:		9-12:	
Non-Severe:	0	Non-Severe:	21
Severe:	0	Severe:	1
Financial Hardship Requested:	No	Recommended Acres:	14
Alternative Education School:	No	Existing Acres:	2.16

ADJUSTED GRANT DATA

Modernization Grant - Under 50 Yrs	\$ 55,896.00
Modernization Grant - Over 50 Yrs	5,347,214.00
Fire Detection Alarm	119,337.00
Prevailing Wage Monitoring	10,946.00
Urban/Security/Impacted Site	1,612,926.00
Accessibility/Fire Code Req.	162,093.00
Total State Share (60%)	7,308,412.00
District Share (40%)	4,872,275.00
Total Project Cost	<u>\$ 12,180,687.00</u>

PROJECT FINANCING

<u>State Share</u>	
This Project	\$ 7,308,412.00
<u>District Share</u>	
Cash Contribution	4,872,275.00
Financial Hardship	
Total Project Cost	<u>\$ 12,180,687.00</u>

HISTORY OF PROJECT COST AND APPORTIONMENT

	Fund Code	Proposition	Previously Authorized	Authorized This Action	State Apportionment This Action
<u>State Share</u>					
Modernization/Additional Grant	951-570	51	\$ 3,388,412.00	\$ (3,388,412.00)	\$ 3,388,412.00
Modernization/Additional Grant	051-570	51		3,388,412.00	3,388,412.00
Modernization/Additional Grant	957-570	1D	3,920,000.00	(3,920,000.00)	3,920,000.00
Modernization/Additional Grant	057-570	1D		3,920,000.00	3,920,000.00
<u>District Share</u>					
Cash Contribution			4,872,275.00		
Total			<u>\$ 12,180,687.00</u>	<u>\$ 0.00</u>	<u>\$ 7,308,412.00</u>

Funding Sources: Proposition 51 Bonds/2016-Nov.; Proposition 1D Bonds/2006-Nov.

Pursuant to the Board's action on April 24, 2019, the District is required to submit a complete Fund Release Authorization (Form SAB 50-05) on or before July 23, 2019; otherwise, the apportionment will be rescinded without further Board action and will receive a new Unfunded Approval date of July 23, 2019.

The Form SAB 50-05 submittal must contain an original signature from a designated District or Charter School Representative, depending on the Applicant, and must be physically received by the Office of Public School Construction at 707 Third Street, West Sacramento, CA 95605 prior to the close of business on July 23, 2019.

The District is responsible for ensuring that the project is compliant with Prevailing Wage Monitoring and/or Labor Compliance Program requirements at the time construction contracts are executed and/or construction commenced.

Based on the Board's action on June 5, 2017, this project is subject to the Grant Agreement submittal pursuant to School Facility Program Regulation Section 1859.90.4.

The District shall ensure that it is in compliance with all applicable laws, regulations and certifications it made on the program forms.

THE WOODLAKE UNIFIED SCHOOL DISTRICT/
TULARE COUNTY CONSENT ITEM
57/76794-00-002
HAS BEEN WITHDRAWN

SCHOOL DISTRICT DATA

Application No: 57/10587-00-001 County: Yuba
 School District: Yuba County Office Of Education School Name: Agnes Weber Meade

PROJECT DATA

Type of Project: Elementary School Application Filing Basis: Site Specific
 Pupils Assigned Under 50 Yrs: K-6:
 7-8:
 9-12:
 Non-Severe:
 Severe: 17
 Financial Hardship Requested: Yes

GRANT DATA

<u>Estimated Total Grant</u>		<u>Separate Design Grant</u>	
Modernization Grant	\$ 238,629.00	Total Design (25% of Grant)	\$ 59,657.00
Total State Share (60%)	238,629.00	Design State Share (60%)	35,794.00
Total District Share (40%)	159,086.00	Design District Share (40%)	23,863.00
Total Estimated Grant	<u>\$ 397,715.00</u>	District Cash Contribution	\$ 30,720.00
		Financial Hardship	\$

DESIGN PROJECT FINANCING

State Share
 Modernization Design \$ 59,657.00

District Share
 Cash Contribution 30,720.00
 Total Design Cost \$ 90,377.00

HISTORY OF PROJECT COST AND APPORTIONMENT

	Fund Code	Proposition	Previously Authorized	Authorized This Action	State Apportionment This Action
<u>State Share</u>					
Modernization Design Grant	951-570	51	\$ 59,657.00	\$ (59,657.00)	
Modernization Design Grant	051-570	51		59,657.00	\$ 59,657.00
<u>District Share</u>					
Cash Contribution			30,720.00		
Total			<u>\$ 90,377.00</u>	<u>\$ 0.00</u>	<u>\$ 59,657.00</u>

Funding Source: Proposition 51 Bonds/2016-Nov.

The District shall ensure that it is in compliance with all applicable laws, regulations and certifications it made on the program forms.

Based on the Board's action on June 5, 2017, this project is subject to the Grant Agreement submittal pursuant to School Facility Program Regulation Section 1859.90.4.

The District qualifies for financial hardship pursuant to SFP Regulation Section 1859.81(c)(3). The District qualifies as a County Superintendent of Schools and has demonstrated it is financially unable to provide all or a part of the matching funds.

The District is responsible for ensuring that the project is compliant with Prevailing Wage Monitoring and/or Labor Compliance Program requirements at the time construction contracts are executed and/or construction commenced.

SCHOOL DISTRICT DATA

Application No: 57/10587-00-002 County: Yuba
 School District: Yuba County Office Of Education School Name: Anna Bell Karr School

PROJECT DATA

Type of Project: Middle School Application Filing Basis: Site Specific
 Pupils Assigned Under 50 Yrs: K-6:
 7-8:
 9-12:
 Non-Severe:
 Severe: 11
 Financial Hardship Requested: Yes

GRANT DATA

<u>Estimated Total Grant</u>		<u>Separate Design Grant</u>	
Modernization Grant	\$ 154,407.00	Total Design (25% of Grant)	\$ 38,602.00
Total State Share (60%)	<u>154,407.00</u>	Design State Share (60%)	<u>23,161.00</u>
Total District Share (40%)	<u>102,938.00</u>	Design District Share (40%)	<u>15,441.00</u>
Total Estimated Grant	<u>\$ 257,345.00</u>	District Cash Contribution	\$
		Financial Hardship	\$ 15,441.00

DESIGN PROJECT FINANCING

State Share

Modernization Design \$ 23,161.00

District Share

Cash Contribution
 Financial Hardship 15,441.00
 Total Design Cost \$ 38,602.00

HISTORY OF PROJECT COST AND APPORTIONMENT

	Fund Code	Proposition	Previously Authorized	Authorized This Action		State Apportionment This Action
<u>State Share</u>						
Modernization Design Grant	951-570	51	\$ 23,161.00	\$ (23,161.00)		
Modernization Design Grant	051-570	51		23,161.00	\$	23,161.00
<u>District Share</u>						
Cash Contribution						
Financial Hardship	951-570	51	15,441.00	(15,441.00)		
Financial Hardship	051-570	51		15,441.00		15,441.00
Total			<u>\$ 38,602.00</u>	<u>\$ 0.00</u>	<u>\$</u>	<u>38,602.00</u>

Funding Source: Proposition 51 Bonds/2016-Nov.

The District shall ensure that it is in compliance with all applicable laws, regulations and certifications it made on the program forms.

The District qualifies for financial hardship pursuant to SFP Regulation Section 1859.81(c)(3). The District qualifies as a County Superintendent of Schools and has demonstrated it is financially unable to provide all or a part of the matching funds.

The District is responsible for ensuring that the project is compliant with Prevailing Wage Monitoring and/or Labor Compliance Program requirements at the time construction contracts are executed and/or construction commenced

Based on the Board's action on June 5, 2017, this project is subject to the Grant Agreement submittal pursuant to School Facility Program Regulation Section 1859.90.4.

SCHOOL DISTRICT DATA

Application No: 57/10587-00-003 County: Yuba
 School District: Yuba County Office Of Education School Name: Goldfield School

PROJECT DATA

Type of Project: Elementary School Application Filing Basis: Site Specific
 Pupils Assigned Under 50 Yrs: K-6:
 7-8:
 9-12:
 Non-Severe:
 Severe: 19
 Financial Hardship Requested: Yes

GRANT DATA

<u>Estimated Total Grant</u>		<u>Separate Design Grant</u>	
Modernization Grant	\$ 266,703.00	Total Design (25% of Grant)	\$ 66,676.00
Total State Share (60%)	<u>266,703.00</u>	Design State Share (60%)	<u>40,006.00</u>
Total District Share (40%)	<u>177,802.00</u>	Design District Share (40%)	<u>26,670.00</u>
Total Estimated Grant	<u>\$ 444,505.00</u>	District Cash Contribution	\$
		Financial Hardship	\$ 26,670.00

DESIGN PROJECT FINANCING

<u>State Share</u>	
Modernization Design	\$ 40,006.00
<u>District Share</u>	
Cash Contribution	
Financial Hardship	<u>26,670.00</u>
Total Design Cost	<u>\$ 66,676.00</u>

HISTORY OF PROJECT COST AND APPORTIONMENT

	Fund Code	Proposition	Previously Authorized	Authorized This Action	State Apportionment This Action
<u>State Share</u>					
Modernization Design Grant	951-570	51	\$ 40,006.00	\$ (40,006.00)	
Modernization Design Grant	051-570	51		40,006.00	\$ 40,006.00
<u>District Share</u>					
Cash Contribution					
Financial Hardship	951-570	51	26,670.00	(26,670.00)	
Financial Hardship	051-570	51		26,670.00	26,670.00
Total			<u>\$ 66,676.00</u>	<u>\$ 0.00</u>	<u>\$ 66,676.00</u>

Funding Source: Proposition 51 Bonds/2016-Nov.

The District shall ensure that it is in compliance with all applicable laws, regulations and certifications it made on the program forms.

The District is responsible for ensuring that the project is compliant with Prevailing Wage Monitoring and/or Labor Compliance Program requirements at the time construction contracts are executed and/or construction commenced.

Based on the Board's action on June 5, 2017, this project is subject to the Grant Agreement submittal pursuant to School Facility Program Regulation Section 1859.90.4.

The District qualifies for financial hardship pursuant to SFP Regulation Section 1859.81(c)(3). The District qualifies as a County Superintendent of Schools and has demonstrated that it is financially unable to provide all or a part of the matching funds.

SCHOOL DISTRICT DATA

Application No: 57/10587-00-004	County: Yuba
School District: Yuba County Office Of Education	School Name: Spring Valley School

PROJECT DATA

Type of Project: Elementary School	Application Filing Basis: Site Specific
Pupils Assigned Under 50 Yrs: K-6: 7-8: 9-12: Non-Severe: Severe: 8	
Financial Hardship Requested: Yes	

GRANT DATA

<u>Estimated Total Grant</u>		<u>Separate Design Grant</u>	
Modernization Grant	\$ 112,296.00	Total Design (25% of Grant)	\$ 28,074.00
Total State Share (60%)	112,296.00	Design State Share (60%)	16,844.00
Total District Share (40%)	74,864.00	Design District Share (40%)	11,230.00
Total Estimated Grant	\$ <u>187,160.00</u>	District Cash Contribution	\$ 11,230.00
		Financial Hardship	\$ 11,230.00

DESIGN PROJECT FINANCING

<u>State Share</u>	
Modernization Design	\$ 16,844.00
<u>District Share</u>	
Cash Contribution	
Financial Hardship	11,230.00
Total Design Cost	\$ <u>28,074.00</u>

HISTORY OF PROJECT COST AND APPORTIONMENT

	Fund Code	Proposition	Previously Authorized	Authorized This Action	State Apportionment This Action
<u>State Share</u>					
Modernization Design Grant	951-570	51	\$ 16,844.00	\$ (16,844.00)	
Modernization Design Grant	051-570	51		16,844.00	\$ 16,844.00
<u>District Share</u>					
Cash Contribution					
Financial Hardship	951-570	51	11,230.00	(11,230.00)	
Financial Hardship	051-570	51		11,230.00	11,230.00
Total			\$ <u>28,074.00</u>	\$ <u>0.00</u>	\$ <u>28,074.00</u>

Funding Source: Proposition 51 Bonds/2016-Nov.

The District shall ensure that it is in compliance with all applicable laws, regulations and certifications it made on the program forms.

The District is responsible for ensuring that the project is compliant with Prevailing Wage Monitoring and/or Labor Compliance Program requirements at the time construction contracts are executed and/or construction commenced.

Based on the Board's action on June 5, 2017, this project is subject to the Grant Agreement submittal pursuant to School Facility Program Regulation Section 1859.90.4.

The District qualifies for financial hardship pursuant to SFP Regulation Section 1859.81(c)(3). The District qualifies as a County Superintendent of Schools and has demonstrated it is financially unable to provide all or a part of the matching funds.

SCHOOL DISTRICT DATA

Application No: 57/10587-00-005 County: Yuba
 School District: Yuba County Office Of Education School Name: Virginia School

PROJECT DATA

Type of Project: Elementary School Application Filing Basis: Site Specific
 Pupils Assigned Under 50 Yrs: K-6:
 7-8:
 9-12:
 Non-Severe:
 Severe: 57
 Financial Hardship Requested: Yes

GRANT DATA

	<u>Estimated Total Grant</u>		<u>Separate Design Grant</u>
Modernization Grant	\$ 800,109.00	Total Design (25% of Grant)	\$ 200,027.00
Total State Share (60%)	800,109.00	Design State Share (60%)	120,016.00
Total District Share (40%)	533,406.00	Design District Share (40%)	80,011.00
Total Estimated Grant	\$ 1,333,515.00	District Cash Contribution	\$
		Financial Hardship	\$ 80,011.00

DESIGN PROJECT FINANCING

<u>State Share</u>	
Modernization Design	\$ 120,016.00
Modernization Design	
<u>District Share</u>	
Cash Contribution	
Financial Hardship	80,011.00
Financial Hardship	
Total Design Cost	\$ 200,027.00

HISTORY OF PROJECT COST AND APPORTIONMENT

	Fund Code	Proposition	Previously Authorized	Authorized This Action	State Apportionment This Action
<u>State Share</u>					
Modernization Design Grant	951-570	51	\$ 120,016.00	\$ (120,016.00)	
Modernization Design Grant	051-570	51		120,016.00	\$ 120,016.00
<u>District Share</u>					
Cash Contribution					
Financial Hardship	951-570	51	80,011.00	(80,011.00)	
Financial Hardship	051-570	51		80,011.00	80,011.00
Total			\$ 200,027.00	\$ 0.00	\$ 200,027.00

Funding Source: Proposition 51 Bonds/2016-Nov.

The District shall ensure that it is in compliance with all applicable laws, regulations and certifications it made on the program forms.

The District is responsible for ensuring that the project is compliant with Prevailing Wage Monitoring and/or Labor Compliance Program requirements at the time construction contracts are executed and/or construction commenced.

Based on the Board's action on June 5, 2017, this project is subject to the Grant Agreement submittal pursuant to School Facility Program Regulation Section 1859.90.4.

The District qualifies for financial hardship pursuant to SFP Regulation Section 1859.81(c)(3). The District qualifies as a County Superintendent of Schools and has demonstrated it is financially unable to provide all or a part of the matching funds.

SCHOOL DISTRICT DATA

Application No: 57/10587-00-006 County: Yuba
 School District: Yuba County Office Of Education School Name: Virginia School @ Yuba College

PROJECT DATA

Type of Project: High School Application Filing Basis: Site Specific
 Pupils Assigned Under 50 Yrs: K-6:
 7-8:
 9-12:
 Non-Severe:
 Severe: 12
 Financial Hardship Requested: Yes

GRANT DATA

<u>Estimated Total Grant</u>		<u>Separate Design Grant</u>	
Modernization Grant	\$ 168,444.00	Total Design (25% of Grant)	\$ 42,111.00
Total State Share (60%)	<u>168,444.00</u>	Design State Share (60%)	<u>25,267.00</u>
Total District Share (40%)	<u>112,296.00</u>	Design District Share (40%)	<u>16,844.00</u>
Total Estimated Grant	<u>\$ 280,740.00</u>	District Cash Contribution	\$
		Financial Hardship	\$ 16,844.00

DESIGN PROJECT FINANCING

State Share
 Modernization Design \$ 25,267.00

District Share
 Cash Contribution
 Financial Hardship 16,844.00
 Total Design Cost \$ 42,111.00

HISTORY OF PROJECT COST AND APPORTIONMENT

	Fund Code	Proposition	Previously Authorized	Authorized This Action		State Apportionment This Action
<u>State Share</u>						
Modernization Design Grant	951-570	1D	\$ 25,267.00	\$ (25,267.00)		
Modernization Design Grant	051-570	1D		25,267.00	\$	25,267.00
<u>District Share</u>						
<u>Cash Contribution</u>						
Financial Hardship	951-570	1D	16,844.00	(16,844.00)		
Financial Hardship	051-570	1D		16,844.00		16,844.00
Total			<u>\$ 42,111.00</u>	<u>\$ 0.00</u>	<u>\$</u>	<u>42,111.00</u>

Funding Source: Proposition 51 Bonds/2016-Nov.

The District shall ensure that it is in compliance with all applicable laws, regulations and certifications it made on the program forms.
 The District is responsible for ensuring that the project is compliant with Prevailing Wage Monitoring and/or Labor Compliance Program requirements at the time construction contracts are executed and/or construction commenced.
 Based on the Board's action on June 5, 2017, this project is subject to the Grant Agreement submittal pursuant to School Facility Program Regulation Section 1859.90.4.
 The District qualifies for financial hardship pursuant to SFP Regulation Section 1859.81(c)(3). The District qualifies as a County Superintendent of Schools and has demonstrated it is financially unable to provide all or a part of the matching funds.

APPLICANT DATA

Application No:	59/61424-00-005	Site Name:	Pleasant Valley Senior High
County:	Butte	Industry Sector:	Health Science and Medical Tech
Applicant:	Chico Unified	Pathway:	Patient Care

PROJECT DATA

Type of Project:	Modernization
Reservation of Funds:	Y
Loan Requested:	N
Qualifying SFP Project:	n/a
Number of CTE Classrooms:	4
SFP Classroom Allowance Deduction:	n/a

GRANT DATA

Eligible Project Costs (50%)	
Construction:	\$ 1,142,151.00
Equipment:	89,596.00
<hr/>	
Total State Share (50%)	1,231,747.00
District Share (50%)	1,231,747.00
Total Project Costs	\$ 2,463,494.00

PROJECT FINANCING

	Fund Code	Proposition	Previously Authorized	Authorized This Action	State Apportionment This Action
State Share (50%)					
This Project	951-600	51	\$ 1,201,901.00	\$ (1,201,901.00)	
This Project	051-600	51		1,201,901.00	\$ 1,201,901.00
This Project	957-600	1D	29,846.00	(29,846.00)	
This Project	057-600	1D		29,846.00	29,846.00
District Share (50%)					
Cash Contribution			1,231,747.00		
Total			\$ 2,463,494.00	\$ 0.00	\$ 1,231,747.00

Funding Sources: Proposition 1D Bonds/2006-Nov.; Proposition 51 Bonds/2016-Nov.

This application is approved as a Reservation of Funds. Pursuant to School Facility Program Regulation Section 1859.197, the Applicant is required to submit the necessary California Department of Education plan approval and the Division of the State Architect approved plans and specifications to the Office of Public School Construction by April 23, 2020. If the required documents are not physically received by this date, the Apportionment shall be rescinded without further Board action.

Pursuant to the Board's action on April 24, 2019, the applicant must submit a valid, complete Fund Release Authorization (Form SAB 50-05) within 90 days of the Office of Public School Construction's receipt of the Division of the State Architect approved plans and specifications and the California Department of Education plan approval. The Form SAB 50-05 submittal must contain an original signature from an authorized District Representative and must be physically received by the Office of Public School Construction at 707 Third Street, West Sacramento, CA 95605 prior to the close of business on the 90th day.

Pursuant to School Facility Program Regulation Section 1859.90.4, the applicant is required to submit a signed Grant Agreement for the project prior to or concurrent with a request for the release of funds.

Pursuant to School Facility Program Regulation Section 1859.199, the State portion of any and all project savings realized from the funding of a Career Technical Education Facilities Program project must be returned to the State.

The Applicant shall ensure that it is in compliance with all applicable laws, regulations and certifications it made on the program forms.

The Applicant is responsible for ensuring that the project is compliant with Prevailing Wage Monitoring and/or Labor Compliance Program requirements at the time construction contracts are executed and/or construction commenced.

This funding item adjusts for previously disallowed equipment item costs relating to the District's previously approved project and will maintain the Unfunded Approval date of May 23, 2018.

SCHOOL DISTRICT DATA

Application No: 50/62166-00-029	County: Fresno
School District: Fresno Unified	School Name: Easterby Elementary

PROJECT DATA

Type of Project:	Elementary School
K-6:	49
7-8:	
9-12:	
Non-Severe:	
Severe:	
Application Filing Basis:	District Wide
Number of Classrooms:	2
Master Acres:	11.1
Existing Acres:	8.16
Proposed Acres:	
Recommended Acres:	11.5
Facility Hardship (a):	No
Financial Hardship Requested:	No
Alternative Education School:	No
Addition to Existing Site:	Yes

ADJUSTED GRANT DATA

New Construction Grant	\$	566,783.00
Fire Detection Alarm		686.00
Prevailing Wage Monitoring		794.00
Small Size Project		68,014.00
Total State Share (50%)		636,277.00
District Share (50%)		636,277.00
Total Project Cost	\$	1,272,554.00

PROJECT FINANCING

<u>State Share</u>	
This Project	\$ 636,277.00
<u>District Share</u>	
Cash Contribution	636,277.00
Financial Hardship	
Total Project Cost	\$ 1,272,554.00

HISTORY OF PROJECT COST AND APPORTIONMENT

	Fund Code	Proposition	Previously Authorized	Authorized This Action	State Apportionment This Action
<u>State Share</u>					
New Construction/Add. Grant	951-500	51	\$ 636,277.00	\$ (636,277.00)	
New Construction/Add. Grant	051-500	51		636,277.00	\$ 636,277.00
<u>District Share</u>					
Cash Contribution			636,277.00		
Total			\$ 1,272,554.00	\$ 0.00	\$ 636,277.00

Funding Source: Proposition 51 Bonds/2016-Nov.
Pursuant to the Board's action on April 24, 2019, the District is required to submit a complete Fund Release Authorization (Form SAB 50-05) on or before July 23, 2019; otherwise, the apportionment will be rescinded without further Board action and will receive a new Unfunded Approval date of July 23, 2019.

The Form SAB 50-05 submittal must contain an original signature from a designated District or Charter School Representative, depending on the Applicant, and must be physically received by the Office of Public School Construction at 707 Third Street, West Sacramento, CA 95605 prior to the close of business on July 23, 2019.

The District is responsible for ensuring that the project is compliant with Prevailing Wage Monitoring and/or Labor Compliance Program requirements at the time construction contracts are executed and/or construction commenced.

The District shall ensure that it is in compliance with all applicable laws, regulations and certifications it made on the program forms.

Based on the Board's action on June 5, 2017, this project is subject to the Grant Agreement submittal pursuant to School Facility Program Regulation Section 1859.90.4.

SCHOOL DISTRICT DATA

Application No: 50/69062-01-004
School District: Sequoia Union High
High School Attendance Area: Carlmont, Menlo, Sequoia, Redwood

County: San Mateo
School Name: Carlmont High

PROJECT DATA

Type of Project: High School
K-6:
7-8:
9-12: 125
Non-Severe:
Severe:
Application Filing Basis: High School Attendance Area
Number of Classrooms: 5
Master Acres: 55.2
Existing Acres: 28
Proposed Acres:
Recommended Acres: 55.2
Facility Hardship (a): No
Financial Hardship Requested: No
Alternative Education School: No
Addition to Existing Site: Yes

ADJUSTED GRANT DATA

New Construction Grant	\$	1,945,875.00
Fire Detection Alarm		3,875.00
Prevailing Wage Monitoring		3,561.00
Multi-Level Constr.	5Crs.	233,505.00
Service Site		59,122.00
Utilities		5,292.00
Small Size Project		77,835.00
Urban/Security/Impacted Site		523,004.00
Total State Share (50%)		2,852,069.00
District Share (50%)		2,852,069.00
Total Project Cost	\$	5,704,138.00

PROJECT FINANCING

State Share
This Project \$ 2,852,069.00
District Share
Cash Contribution 2,852,069.00
Financial Hardship
Total Project Cost \$ 5,704,138.00

HISTORY OF PROJECT COST AND APPORTIONMENT

	Fund Code	Proposition	Previously Authorized	Authorized This Action	State Apportionment This Action
State Share					
New Construction/Add. Grant	951-500	51	\$ 2,852,069.00	\$ (2,852,069.00)	
New Construction/Add. Grant	051-500	51		2,852,069.00	\$ 2,852,069.00
District Share					
Cash Contribution			2,852,069.00		
Total			<u>\$ 5,704,138.00</u>	<u>\$ 0.00</u>	<u>\$ 2,852,069.00</u>

Funding Source: Proposition 51 Bonds/2016-Nov.
Pursuant to the Board's action on April 24, 2019, the District is required to submit a complete Fund Release Authorization (Form SAB 50-05) on or before July 23, 2019; otherwise, the apportionment will be rescinded without further Board action and will receive a new Unfunded Approval date of July 23, 2019.

The Form SAB 50-05 submittal must contain an original signature from a designated District or Charter School Representative, depending on the Applicant, and must be physically received by the Office of Public School Construction at 707 Third Street, West Sacramento, CA 95605 prior to the close of business on July 23, 2019.

The District shall ensure that it is in compliance with all applicable laws, regulations and certifications it made on the program forms.

The District is responsible for ensuring that the project is compliant with Prevailing Wage Monitoring and/or Labor Compliance Program requirements at the time construction contracts are executed and/or construction commenced.

Based on the Board's action on June 5, 2017, this project is subject to the Grant Agreement submittal pursuant to School Facility Program Regulation Section 1859.90.4.

SCHOOL DISTRICT DATA

Application No: 50/71985-00-002	County: Tulare
School District: Liberty Elementary	School Name: Liberty Elementary

PROJECT DATA

Type of Project: Elementary School

K-6:

7-8: 44

9-12:

Non-Severe:

Severe:

Application Filing Basis: District Wide

Number of Classrooms: 3

Master Acres: 19.6

Existing Acres: 21.34

Proposed Acres:

Recommended Acres: 13.9

Facility Hardship (a): No

Financial Hardship Requested: No

Alternative Education School: No

Addition to Existing Site: Yes

ADJUSTED GRANT DATA

New Construction Grant	\$	538,296.00
Project Assistance		7,074.00
Fire Detection Alarm		836.00
Sprinkler System		10,120.00
Prevailing Wage Monitoring		864.00
Service Site		51,646.00
Utilities		18,342.00
Small Size Project		64,596.00
Total State Share (50%)		691,774.00
District Share (50%)		691,774.00
Total Project Cost	\$	1,383,548.00

PROJECT FINANCING

State Share

This Project \$ 691,774.00

District Share

Cash Contribution 691,774.00

Financial Hardship

Total Project Cost \$ 1,383,548.00

HISTORY OF PROJECT COST AND APPORTIONMENT

	Fund Code	Proposition	Previously Authorized	Authorized This Action		State Apportionment This Action
<u>State Share</u>						
New Construction/Add. Grant	951-500	51	\$ 691,774.00	\$ (691,774.00)		
New Construction/Add. Grant	051-500	51		691,774.00	\$	691,774.00
<u>District Share</u>						
Cash Contribution			691,774.00			
Total			\$ 1,383,548.00	\$ 0.00	\$	691,774.00

Funding Source: Proposition 51 Bonds/2016-Nov.
 Pursuant to the Board's action on April 24, 2019, the District is required to submit a complete Fund Release Authorization (Form SAB 50-05) on or before July 23, 2019; otherwise, the apportionment will be rescinded without further Board action and will receive a new Unfunded Approval date of July 23, 2019.

The Form SAB 50-05 submittal must contain an original signature from a designated District or Charter School Representative, depending on the Applicant, and must be physically received by the Office of Public School Construction at 707 Third Street, West Sacramento, CA 95605 prior to the close of business on July 23, 2019.

The District shall ensure that it is in compliance with all applicable laws, regulations and certifications it made on the program forms.

The District is responsible for ensuring that the project is compliant with Prevailing Wage Monitoring and/or Labor Compliance Program requirements at the time construction contracts are executed and/or construction commenced.

Based on the Board's action on June 5, 2017, this project is subject to the Grant Agreement submittal pursuant to School Facility Program Regulation Section 1859.90.4.

SCHOOL DISTRICT DATA

Application No: 57/76794-00-001	County: Tulare
School District: Woodlake Unified	School Name: Francis J. White Learning Center

PROJECT DATA

Type of Project: Elementary School	Application Filing Basis: Site Specific
Pupils Assigned Under 50 Yrs:	
K-6: 50	
7-8:	
9-12:	
Non-Severe:	
Severe:	
Financial Hardship Requested: No	Recommended Acres: 6.5
Alternative Education School: No	Existing Acres: 9.9

ADJUSTED GRANT DATA

Modernization Grant - Under 50 Yrs	\$ 220,200.00
Project Assistance	3,772.00
Fire Detection Alarm	7,150.00
Small Size Project	26,424.00
Accessibility/Fire Code Req.	6,606.00
Total State Share (60%)	264,152.00
District Share (40%)	176,101.00
Total Project Cost	\$ 440,253.00

PROJECT FINANCING

State Share	
This Project	\$ 264,152.00
District Share	
Cash Contribution	176,101.00
Financial Hardship	
Total Project Cost	\$ 440,253.00

HISTORY OF PROJECT COST AND APPORTIONMENT

	Fund Code	Proposition	Previously Authorized	Authorized This Action	State Apportionment This Action
State Share					
Modernization/Additional Grant	951-570	51	\$ 264,152.00	\$ (264,152.00)	
Modernization/Additional Grant	051-570	51		264,152.00	\$ 264,152.00
District Share					
Cash Contribution			176,101.00		
Total			\$ 440,253.00	\$ 0.00	\$ 264,152.00

Funding Source: Proposition 51 Bonds/2016-Nov.

Pursuant to the Board's action on April 24, 2019, the District is required to submit a complete Fund Release Authorization (Form SAB 50-05) on or before July 23, 2019; otherwise, the apportionment will be rescinded without further Board action and will receive a new Unfunded Approval date of July 23, 2019.

The Form SAB 50-05 submittal must contain an original signature from a designated District or Charter School Representative, depending on the Applicant, and must be physically received by the Office of Public School Construction at 707 Third Street, West Sacramento, CA 95605 prior to the close of business on July 23, 2019.

The District shall ensure that it is in compliance with all applicable laws, regulations and certifications it made on the program forms.

Based on the Board's action on June 5, 2017, this project is subject to the Grant Agreement submittal pursuant to School Facility Program Regulation Section 1859.90.4.

The District is responsible for ensuring that the project is compliant with Prevailing Wage Monitoring and/or Labor Compliance Program requirements at the time construction contracts are executed and/or construction commenced.

SCHOOL DISTRICT DATA

Application No: 57/66647-00-036 School District: Placentia-Yorba Linda Unified	County: Orange School Name: Valencia High
---	--

PROJECT DATA

Type of Project: High School Pupils Assigned Under 50 Yrs: K-6: 7-8: 9-12: 217 Non-Severe: Severe: 1 Financial Hardship Requested: No Alternative Education School: No	Application Filing Basis: Site Specific Recommended Acres: 60.8 Existing Acres: 36.4
---	---

ADJUSTED GRANT DATA

Modernization Grant - Under 50 Yrs \$ 1,337,520.00 Fire Detection Alarm 31,425.00 Prevailing Wage Monitoring 2,415.00 Urban/Security/Impacted Site 201,073.00 Accessibility/Fire Code Req. 40,126.00 Total State Share (60%) 1,612,559.00 District Share (40%) 1,075,039.00 Total Project Cost \$ <u><u>2,687,598.00</u></u>

PROJECT FINANCING

State Share	
This Project	\$ 1,612,559.00
District Share	
Cash Contribution	1,075,039.00
Financial Hardship	
Total Project Cost	\$ <u><u>2,687,598.00</u></u>

HISTORY OF PROJECT COST AND APPORTIONMENT

	Fund Code	Proposition	Previously Authorized	Authorized This Action		State Apportionment This Action
State Share						
Modernization/Additional Grant	951-570	51	\$ 1,612,559.00	\$ (1,612,559.00)		
Modernization/Additional Grant	051-570	51		1,612,559.00	\$	1,612,559.00
District Share						
Cash Contribution			1,075,039.00			
Total			<u>\$ 2,687,598.00</u>	<u>\$ 0.00</u>	<u>\$</u>	<u>1,612,559.00</u>

Funding Source: Proposition 51 Bonds/2016-Nov.

Pursuant to the Board's action on April 24, 2019, the District is required to submit a complete Fund Release Authorization (Form SAB 50-05) on or before July 23, 2019; otherwise, the apportionment will be rescinded without further Board action and will receive a new Unfunded Approval date of July 23, 2019.

The Form SAB 50-05 submittal must contain an original signature from a designated District or Charter School Representative, depending on the Applicant, and must be physically received by the Office of Public School Construction at 707 Third Street, West Sacramento, CA 95605 prior to the close of business on July 23, 2019.

The District shall ensure that it is in compliance with all applicable laws, regulations and certifications it made on the program forms requirements.

Based on the Board's action on June 5, 2017, this project is subject to the Grant Agreement submittal pursuant to School Facility Program Regulation Section 1859.90.4.

The District is responsible for ensuring that the project is compliant with Prevailing Wage Monitoring and/or Labor Compliance Program requirements at the time construction contracts are executed and/or construction commenced.

SCHOOL DISTRICT DATA

Application No: 57/68478-00-044 School District: San Francisco Unified	County: San Francisco School Name: Monroe Elementary
---	---

PROJECT DATA

Type of Project: Elementary School Pupils Assigned Under 50 Yrs: K-6: 225 7-8: 9-12: Non-Severe: 13 Severe:	Application Filing Basis: Site Specific Financial Hardship Requested: No Alternative Education School: No Recommended Acres: 9.8 Existing Acres: 1.61
--	--

ADJUSTED GRANT DATA

Modernization Grant - Under 50 Yrs	\$ 1,112,983.00
Fire Detection Alarm	35,607.00
Prevailing Wage Monitoring	2,751.00
Urban/Security/Impacted Site	328,539.00
Accessibility/Fire Code Req.	<u>356,715.00</u>
Total State Share (60%)	1,836,595.00
District Share (40%)	<u>1,224,397.00</u>
Total Project Cost	\$ <u>3,060,992.00</u>

PROJECT FINANCING

State Share	
This Project	\$ 1,836,595.00
District Share	
Cash Contribution	1,224,397.00
Financial Hardship	
Total Project Cost	\$ <u>3,060,992.00</u>

HISTORY OF PROJECT COST AND APPORTIONMENT

	Fund Code	Proposition	Previously Authorized	Authorized This Action	State Apportionment This Action
State Share					
Modernization/Additional Grant	951-570	51	\$ 1,836,595.00	\$ (1,836,595.00)	
Modernization/Additional Grant	051-570	51		1,836,595.00	\$ 1,836,595.00
District Share					
Cash Contribution			<u>1,224,397.00</u>		
Total			\$ <u>3,060,992.00</u>	\$ <u>0.00</u>	\$ <u>1,836,595.00</u>

Funding Source: Proposition 51 Bonds/2016-Nov.

Pursuant to the Board's action on April 24, 2019, the District is required to submit a complete Fund Release Authorization (Form SAB 50-05) on or before July 23, 2019; otherwise, the apportionment will be rescinded without further Board action and will receive a new Unfunded Approval date of July 23, 2019.

The Form SAB 50-05 submittal must contain an original signature from a designated District Representative and must be physically received by the Office of Public School Construction at 707 Third Street, West Sacramento, CA 95605 prior to the close of business on July 23, 2019.

The District shall ensure that it is in compliance with all applicable laws, regulations and certifications it made on the program forms requirements.

The District is responsible for ensuring that the project is compliant with Prevailing Wage Monitoring and/or Labor Compliance Program requirements at the time construction contracts are executed and/or construction commenced.

Based on the Board's action on June 5, 2017, this project is subject to the Grant Agreement submittal pursuant to School Facility Program Regulation Section 1859.90.4.

SCHOOL DISTRICT DATA

Application No: 57/68130-00-021 School District: Grossmont Union High	County: San Diego School Name: Grossmont High
--	--

PROJECT DATA

Type of Project: High School Pupils Assigned Under 50 Yrs: K-6: 7-8: 9-12: 0 Non-Severe: 2 Severe: 8 Financial Hardship Requested: No Alternative Education School: No	Application Filing Basis: Site Specific Pupils Assigned Over 50 Yrs: K-6: 7-8: 9-12: 703 Non-Severe: 40 Severe: 97 Recommended Acres: 60.8 Existing Acres: 44.96
---	---

ADJUSTED GRANT DATA

Modernization Grant - Under 50 Yrs	\$ 131,078.00
Modernization Grant - Over 50 Yrs	8,368,447.00
Fire Detection Alarm	152,987.00
Site Development	294,628.00
Accessibility/Fire Code Req.	<u>254,986.00</u>
Total State Share (60%)	9,202,126.00
District Share (40%)	<u>6,134,751.00</u>
Total Project Cost	\$ <u>15,336,877.00</u>

PROJECT FINANCING

State Share	
This Project	\$ 9,202,126.00
District Share	
Cash Contribution	6,134,751.00
Financial Hardship	
Total Project Cost	\$ <u>15,336,877.00</u>

HISTORY OF PROJECT COST AND APPORTIONMENT

	Fund Code	Proposition	Previously Authorized	Authorized This Action	State Apportionment This Action
State Share					
Modernization/Additional Grant	951-570	51	\$ 9,202,126.00	\$ (9,202,126.00)	\$
Modernization/Additional Grant	051-570	51	\$	\$ 9,202,126.00	\$ 9,202,126.00
District Share					
Cash Contribution			<u>6,134,751.00</u>		
Total			\$ <u>15,336,877.00</u>	\$ <u>0.00</u>	\$ <u>9,202,126.00</u>

Funding Source: Proposition 51 Bonds/2016-Nov.

Pursuant to the Board's action on April 24, 2019, the District is required to submit a complete Fund Release Authorization (Form SAB 50-05) on or before July 23, 2019; otherwise, the apportionment will be rescinded without further Board action and will receive a new Unfunded Approval date of July 23, 2019.

The Form SAB 50-05 submittal must contain an original signature from a designated District or Charter School Representative, depending on the Applicant, and must be physically received by the Office of Public School Construction at 707 Third Street, West Sacramento, CA 95605 prior to the close of business on July 23, 2019.

The District shall ensure that it is in compliance with all applicable laws, regulations and certifications it made on the program forms.

Based on the Board's action on June 5, 2017, this project is subject to the Grant Agreement submittal pursuant to School Facility Program Regulation Section 1859.90.4.

The District is responsible for ensuring that the project is compliant with Prevailing Wage Monitoring and/or Labor Compliance Program requirements at the time construction contracts are executed and/or construction commenced.

SCHOOL DISTRICT DATA

Application No	54/68809-00-001	County	San Luis Obispo
School District	San Luis Coastal Unified	Charter School	Bellevue-Santa Fe Charter
		School Name	Bellevue-Santa Fe Charter

PROJECT DATA	PRELIMINARY GRANT DATA
---------------------	-------------------------------

<p>Type of Project: Elementary School</p> <p>Pupils Assigned</p> <p style="margin-left: 20px;">K-6:</p> <p style="margin-left: 20px;">7-8:</p> <p style="margin-left: 20px;">9-12:</p> <p style="margin-left: 20px;">Non-Severe:</p> <p style="margin-left: 20px;">Severe:</p> <p style="margin-left: 40px;">Non-Toilet sq. ft.: 13,427</p> <p style="margin-left: 40px;">Toilet sq. ft.: 662</p> <p>Application Filing Basis: District</p> <p>Number of Classrooms: 9</p> <p>Master Plan Acres:</p> <p>Existing Acres: 7.00</p> <p>Proposed Acres: 0.00</p> <p>Recommended Acres: 3.40</p>	<table border="0"> <tr> <td>Charter School Base Grant</td> <td style="text-align: right;">\$ 2,602,575.00</td> </tr> <tr> <td>Accessibility/Fire Code</td> <td style="text-align: right;">78,077.00</td> </tr> <tr> <td>Total State Project Share (50%)</td> <td style="text-align: right;">2,680,652.00</td> </tr> <tr> <td>CSFA Lease-Payment Amount</td> <td style="text-align: right;">0.00</td> </tr> <tr> <td>Charter School Cash Contribution</td> <td style="text-align: right;">2,680,652.00</td> </tr> <tr> <td>Total Project Cost</td> <td style="text-align: right;">\$ 5,361,304.00</td> </tr> </table>	Charter School Base Grant	\$ 2,602,575.00	Accessibility/Fire Code	78,077.00	Total State Project Share (50%)	2,680,652.00	CSFA Lease-Payment Amount	0.00	Charter School Cash Contribution	2,680,652.00	Total Project Cost	\$ 5,361,304.00
Charter School Base Grant	\$ 2,602,575.00												
Accessibility/Fire Code	78,077.00												
Total State Project Share (50%)	2,680,652.00												
CSFA Lease-Payment Amount	0.00												
Charter School Cash Contribution	2,680,652.00												
Total Project Cost	\$ 5,361,304.00												

PROJECT FINANCING

<u>State Share</u>	
This Project	\$ 2,680,652.00
<u>Charter School Share</u>	
CSFA Lease Amount	
Cash Contribution	2,680,652.00
Total Project Cost	\$ 5,361,304.00

HISTORY OF PROJECT COST AND APPORTIONMENT

	Fund Code	Proposition		Previously Authorized	Authorized This Action	State Apportionment This Action
<u>State Share</u>						
Charter School Grant	951-540	51	\$	2,680,652.00	\$ (2,680,652.00)	
Charter School Grant	051-540	51			2,680,652.00	\$ 2,680,652.00
<u>Charter School Share</u>						
CSFA Lease Amount				2,680,652.00		
Cash Contribution						
Total Project Cost			\$	5,361,304.00	\$	0.00
Funding Source: Proposition 51 Bonds/2016-Nov.						

Pursuant to the Board's action on April 24, 2019, the District is required to submit a complete Fund Release Authorization (Form SAB 50-05) on or before July 23, 2019; otherwise, the apportionment will be rescinded without further Board action and will receive a new Unfunded Approval date of July 23, 2019.

The Form SAB 50-05 submittal must contain an original signature from a designated District or Charter School Representative, depending on the Applicant, and must be physically received by the Office of Public School Construction at 707 Third Street, West Sacramento, CA 95605 prior to the close of business on July 23, 2019.

The Applicant is responsible for ensuring that the project is compliant with Prevailing Wage Monitoring and/or Labor Compliance Program requirements at the time construction contracts are executed and/or construction commenced.

The Applicant shall ensure that it is in compliance with all applicable laws, regulations and certifications it made on the program forms.

Based on the Board's action on June 5, 2017, this project is subject to the Grant Agreement submittal pursuant to School Facility Program Regulation Section 1859.90.4.

SCHOOL DISTRICT DATA

Application No: 57/75127-00-005 County: Fresno
 School District: Mendota Unified School Name: Washington Elementary

PROJECT DATA

Type of Project: Elementary School Application Filing Basis: Site Specific
 Pupils Assigned Under 50 Yrs: K-6: 431
 7-8:
 9-12:
 Non-Severe: 3
 Severe:
 Financial Hardship Requested: No Recommended Acres: 10.2
 Alternative Education School: No Existing Acres: 7.19

ADJUSTED GRANT DATA

Modernization Grant - Under 50 Yrs	\$ 1,926,297.00
Fire Detection Alarm	62,425.00
Accessibility/Fire Code Req.	57,789.00
Total State Share (60%)	2,046,511.00
District Share (40%)	1,364,341.00
Total Project Cost	\$ 3,410,852.00

PROJECT FINANCING

<u>State Share</u>	
This Project	\$ 2,046,511.00
<u>District Share</u>	
Cash Contribution	1,364,341.00
Financial Hardship	
Total Project Cost	\$ 3,410,852.00

HISTORY OF PROJECT COST AND APPORTIONMENT

	Fund Code	Proposition	Previously Authorized	Authorized This Action	State Apportionment This Action
<u>State Share</u>					
Modernization/Additional Grant	951-570	51	\$ 2,046,511.00	\$ (2,046,511.00)	
Modernization/Additional Grant	051-570	51		2,046,511.00	\$ 2,046,511.00
<u>District Share</u>					
Cash Contribution			1,364,341.00		
Total			\$ 3,410,852.00	\$ 0.00	\$ 2,046,511.00

Funding Source: Proposition 51 Bonds/2016-Nov.

Pursuant to the Board's action on April 24, 2019, the District is required to submit a complete Fund Release Authorization (Form SAB 50-05) on or before July 23, 2019; otherwise, the apportionment will be rescinded without further Board action and will receive a new Unfunded Approval date of July 23, 2019.

The Form SAB 50-05 submittal must contain an original signature from a designated District or Charter School Representative, depending on the Applicant, and must be physically received by the Office of Public School Construction at 707 Third Street, West Sacramento, CA 95605 prior to the close of business on July 23, 2019.

The District shall ensure that it is in compliance with all applicable laws, regulations and certifications it made on the program forms.

Based on the Board's action on June 5, 2017, this project is subject to the Grant Agreement submittal pursuant to School Facility Program Regulation Section 1859.90.4.

The District is responsible for ensuring that the project is compliant with Prevailing Wage Monitoring and/or Labor Compliance Program requirements at the time construction contracts are executed and/or construction commenced.

SCHOOL DISTRICT DATA

Application No: 57/75127-00-006 County: Fresno
 School District: Mendota Unified School Name: McCabe Elementary

PROJECT DATA

Type of Project:	Elementary School	Application Filing Basis:	Site Specific
Pupils Assigned Under 50 Yrs:	K-6: 33	Pupils Assigned Over 50 Yrs:	K-6: 101
	7-8:		7-8:
	9-12:		9-12:
	Non-Severe: 3		Non-Severe: 10
	Severe:		Severe:
Financial Hardship Requested:	No	Recommended Acres:	15
Alternative Education School:	No	Existing Acres:	24.63

ADJUSTED GRANT DATA

Modernization Grant - Under 50 Yrs	\$ 173,505.00
Modernization Grant - Over 50 Yrs	748,429.00
Fire Detection Alarm	22,594.00
Small Size Project	36,877.00
Accessibility/Fire Code Req.	<u>387,316.00</u>
Total State Share (60%)	1,368,721.00
District Share (40%)	<u>912,481.00</u>
Total Project Cost	\$ <u>2,281,202.00</u>

PROJECT FINANCING

<u>State Share</u>	
This Project	\$ 1,368,721.00
<u>District Share</u>	
Cash Contribution	912,481.00
Financial Hardship	
Total Project Cost	\$ <u>2,281,202.00</u>

HISTORY OF PROJECT COST AND APPORTIONMENT

	Fund Code	Proposition	Previously Authorized	Authorized This Action	State Apportionment This Action
<u>State Share</u>					
Modernization/Additional Grant	951-570	51	\$ 1,368,721.00	\$ (1,368,721.00)	
Modernization/Additional Grant	051-570	51		1,368,721.00	\$ 1,368,721.00
<u>District Share</u>					
Cash Contribution			912,481.00		
Total			\$ <u>2,281,202.00</u>	\$ <u>0.00</u>	\$ <u>1,368,721.00</u>

Funding Source: Proposition 51 Bonds/2016-Nov.

Pursuant to the Board's action on April 24, 2019, the District is required to submit a complete Fund Release Authorization (Form SAB 50-05) on or before July 23, 2019; otherwise, the apportionment will be rescinded without further Board action and will receive a new Unfunded Approval date of July 23, 2019.

The Form SAB 50-05 submittal must contain an original signature from a designated District or Charter School Representative, depending on the Applicant, and must be physically received by the Office of Public School Construction at 707 Third Street, West Sacramento, CA 95605 prior to the close of business on July 23, 2019.

The District shall ensure that it is in compliance with all applicable laws, regulations and certifications it made on the program forms.

Based on the Board's action on June 5, 2017, this project is subject to the Grant Agreement submittal pursuant to School Facility Program Regulation Section 1859.90.4.

The District is responsible for ensuring that the project is compliant with Prevailing Wage Monitoring and/or Labor Compliance Program requirements at the time construction contracts are executed and/or construction commenced.

SCHOOL DISTRICT DATA

Application No: 57/68478-00-045	County: San Francisco
School District: San Francisco Unified	School Name: George Peabody Elementary

PROJECT DATA

Type of Project: Elementary School	Application Filing Basis: Site Specific
Pupils Assigned Under 50 Yrs:	
K-6: 225	
7-8:	
9-12:	
Non-Severe: 28	
Severe:	
Financial Hardship Requested: No	Recommended Acres: 5.4
Alternative Education School: No	Existing Acres: 0.6

ADJUSTED GRANT DATA

Modernization Grant - Under 50 Yrs	\$ 1,253,848.00
Fire Detection Alarm	39,567.00
Prevailing Wage Monitoring	2,585.00
Urban/Security/Impacted Site	392,250.00
Accessibility/Fire Code Req.	<u>37,615.00</u>
Total State Share (60%)	1,725,865.00
District Share (40%)	1,150,577.00
Total Project Cost	\$ <u>2,876,442.00</u>

PROJECT FINANCING

<u>State Share</u>	
This Project	\$ 1,725,865.00
<u>District Share</u>	
Cash Contribution	1,150,577.00
Financial Hardship	
Total Project Cost	\$ <u>2,876,442.00</u>

HISTORY OF PROJECT COST AND APPORTIONMENT

	Fund Code	Proposition	Previously Authorized	Authorized This Action	State Apportionment This Action
<u>State Share</u>					
Modernization/Additional Grant	951-570	51	\$ 1,725,865.00	\$ (1,725,865.00)	
Modernization/Additional Grant	051-570	51		1,725,865.00	\$ 1,725,865.00
<u>District Share</u>					
Cash Contribution			1,150,577.00		
Total			\$ <u>2,876,442.00</u>	\$ <u>0.00</u>	\$ <u>1,725,865.00</u>

Funding Source: Proposition 51 Bonds/2016-Nov.

Pursuant to the Board's action on April 24, 2019, the District is required to submit a complete Fund Release Authorization (Form SAB 50-05) on or before July 23, 2019; otherwise, the apportionment will be rescinded without further Board action and will receive a new Unfunded Approval date of July 23, 2019.

The Form SAB 50-05 submittal must contain an original signature from a designated District or Charter School Representative, depending on the Applicant, and must be physically received by the Office of Public School Construction at 707 Third Street, West Sacramento, CA 95605 prior to the close of business on July 23, 2019.

The District shall ensure that it is in compliance with all applicable laws, regulations and certifications it made on the program forms.

Based on the Board's action on June 5, 2017, this project is subject to the Grant Agreement submittal pursuant to School Facility Program Regulation Section 1859.90.4.

The District is responsible for ensuring that the project is compliant with Prevailing Wage Monitoring and/or Labor Compliance Program requirements at the time construction contracts are executed and/or construction commenced.

SCHOOL DISTRICT DATA

Application No: 57/68478-00-046 School District: San Francisco Unified	County: San Francisco School Name: Sunnyside Elementary
---	--

PROJECT DATA

Type of Project: Elementary School Pupils Assigned Under 50 Yrs: K-6: 97 7-8: 9-12: Non-Severe: 6 Severe: 4 Financial Hardship Requested: No Alternative Education School: No	Application Filing Basis: Site Specific Pupils Assigned Over 50 Yrs: K-6: 210 7-8: 9-12: Non-Severe: 11 Severe: 8 Recommended Acres: 6.9 Existing Acres: 1.48
--	--

ADJUSTED GRANT DATA

Modernization Grant - Under 50 Yrs	\$ 539,682.00
Modernization Grant - Over 50 Yrs	1,584,457.00
Fire Detection Alarm	53,117.00
Prevailing Wage Monitoring	4,249.00
Urban/Security/Impacted Site	591,653.00
Accessibility/Fire Code Req.	63,724.00
Total State Share (60%)	2,836,882.00
District Share (40%)	1,891,255.00
Total Project Cost	\$ 4,728,137.00

PROJECT FINANCING

State Share	
This Project	\$ 2,836,882.00
District Share	
Cash Contribution	1,891,255.00
Financial Hardship	
Total Project Cost	\$ 4,728,137.00

HISTORY OF PROJECT COST AND APPORTIONMENT

	Fund Code	Proposition		Previously Authorized	Authorized This Action	State Apportionment This Action
State Share						
Modernization/Additional Grant	951-570	51	\$	2,836,882.00	\$ (2,836,882.00)	
Modernization/Additional Grant	051-570	51			2,836,882.00	\$ 2,836,882.00
District Share						
Cash Contribution				1,891,255.00		
Total			\$	4,728,137.00	\$ 0.00	\$ 2,836,882.00

Funding Source: Proposition 51 Bonds/2016-Nov.

Pursuant to the Board's action on April 24, 2019, the District is required to submit a complete Fund Release Authorization (Form SAB 50-05) on or before July 23, 2019; otherwise, the apportionment will be rescinded without further Board action and will receive a new Unfunded Approval date of July 23, 2019.

The Form SAB 50-05 submittal must contain an original signature from a designated District or Charter School Representative, depending on the Applicant, and must be physically received by the Office of Public School Construction at 707 Third Street, West Sacramento, CA 95605 prior to the close of business on July 23, 2019.

The District shall ensure that it is in compliance with all applicable laws, regulations and certifications it made on the program forms.

Based on the Board's action on June 5, 2017, this project is subject to the Grant Agreement submittal pursuant to School Facility Program Regulation Section 1859.90.4.

The District is responsible for ensuring that the project is compliant with Prevailing Wage Monitoring and/or Labor Compliance Program requirements at the time construction contracts are executed and/or construction commenced.

SCHOOL DISTRICT DATA

Application No: 57/75523-00-013 County: Tulare
 School District: Porterville Unified School Name: Los Robles

PROJECT DATA

Type of Project: Elementary School Application Filing Basis: Site Specific
 Pupils Assigned Under 50 Yrs: K-6: 400
 7-8:
 9-12:
 Non-Severe: 24
 Severe:
 Financial Hardship Requested: No Recommended Acres: 9.8
 Alternative Education School: No Existing Acres: 12.2

ADJUSTED GRANT DATA

Modernization Grant - Under 50 Yrs	\$ 1,986,984.00
Fire Detection Alarm	63,536.00
Accessibility/Fire Code Req.	59,610.00
Total State Share (60%)	2,110,130.00
District Share (40%)	1,406,753.00
Total Project Cost	\$ 3,516,883.00

PROJECT FINANCING

<u>State Share</u>	
This Project	\$ 2,110,130.00
<u>District Share</u>	
Cash Contribution	1,406,753.00
Financial Hardship	
Total Project Cost	\$ 3,516,883.00

HISTORY OF PROJECT COST AND APPORTIONMENT

	Fund Code	Proposition	Previously Authorized	Authorized This Action	State Apportionment This Action
<u>State Share</u>					
Modernization/Additional Grant	951-570	51	\$ 2,110,130.00	\$ (2,110,130.00)	\$
Modernization/Additional Grant	051-570	51		\$ 2,110,130.00	\$ 2,110,130.00
<u>District Share</u>					
Cash Contribution			1,406,753.00		
Total			\$ 3,516,883.00	\$ 0.00	\$ 2,110,130.00

Funding Source: Proposition 51 Bonds/2016-Nov.

Pursuant to the Board's action on April 24, 2019, the District is required to submit a complete Fund Release Authorization (Form SAB 50-05) on or before July 23, 2019; otherwise, the apportionment will be rescinded without further Board action and will receive a new Unfunded Approval date of July 23, 2019.

The Form SAB 50-05 submittal must contain an original signature from a designated District or Charter School Representative, depending on the Applicant, and must be physically received by the Office of Public School Construction at 707 Third Street, West Sacramento, CA 95605 prior to the close of business on July 23, 2019.

The District shall ensure that it is in compliance with all applicable laws, regulations and certifications it made on the program forms.

The District is responsible for ensuring that the project is compliant with Prevailing Wage Monitoring and/or Labor Compliance Program requirements at the time construction contracts are executed and/or construction commenced.

Based on the Board's action on June 5, 2017, this project is subject to the Grant Agreement submittal pursuant to School Facility Program Regulation Section 1859.90.4.

SCHOOL DISTRICT DATA

Application No: 50/62265-00-008	County: Fresno
School District: Kings Canyon Joint Unified	School Name: Orange Cove High

PROJECT DATA

Type of Project:	High School
K-6:	
7-8:	
9-12:	27
Non-Severe:	
Severe:	
Application Filing Basis:	District Wide
Number of Classrooms:	1
Master Acres:	40.7
Existing Acres:	53.24
Proposed Acres:	
Recommended Acres:	29.1
Facility Hardship (a):	No
Financial Hardship Requested:	No
Alternative Education School:	No
Addition to Existing Site:	Yes

ADJUSTED GRANT DATA

New Construction Grant	\$	420,309.00
Fire Detection Alarm		837.00
Sprinkler System		6,480.00
Prevailing Wage Monitoring		598.00
Small Size Project		50,437.00
Total State Share (50%)		478,661.00
District Share (50%)		478,661.00
Total Project Cost	\$	957,322.00

PROJECT FINANCING

<u>State Share</u>	
This Project	\$ 478,661.00
<u>District Share</u>	
Cash Contribution	478,661.00
Financial Hardship	
Total Project Cost	\$ 957,322.00

HISTORY OF PROJECT COST AND APPORTIONMENT

	Fund Code	Proposition	Previously Authorized	Authorized This Action		State Apportionment This Action
<u>State Share</u>						
New Construction/Add. Grant	951-500	51	\$ 478,661.00	\$ (478,661.00)		
New Construction/Add. Grant	051-500	51		478,661.00	\$	478,661.00
<u>District Share</u>						
Cash Contribution			478,661.00			
Total			\$ 957,322.00	\$ 0.00	\$	478,661.00

Funding Source: Proposition 51 Bonds/2016-Nov.

Pursuant to the Board's action on April 24, 2019, the District is required to submit a complete Fund Release Authorization (Form SAB 50-05) on or before July 23, 2019; otherwise, the apportionment will be rescinded without further Board action and will receive a new Unfunded Approval date of July 23, 2019.

The Form SAB 50-05 submittal must contain an original signature from a designated District or Charter School Representative, depending on the Applicant, and must be physically received by the Office of Public School Construction at 707 Third Street, West Sacramento, CA 95605 prior to the close of business on July 23, 2019.

The District shall ensure that it is in compliance with all applicable laws, regulations and certifications it made on the program forms.

Based on the Board's action on June 5, 2017, this project is subject to the Grant Agreement submittal pursuant to School Facility Program Regulation Section 1859.90.4.

The District is responsible for ensuring that the project is compliant with Prevailing Wage Monitoring and/or Labor Compliance Program requirements at the time construction contracts are executed and/or construction commenced.

SCHOOL DISTRICT DATA

Application No: 50/62265-00-009	County: Fresno
School District: Kings Canyon Joint Unified	School Name: Orange Cove High

PROJECT DATA

Type of Project:	High School
K-6:	
7-8:	
9-12:	54
Non-Severe:	
Severe:	
Application Filing Basis:	District Wide
Number of Classrooms:	2
Master Acres:	40.7
Existing Acres:	53.24
Proposed Acres:	
Recommended Acres:	29.1
Facility Hardship (a):	No
Financial Hardship Requested:	No
Alternative Education School:	No
Addition to Existing Site:	Yes

ADJUSTED GRANT DATA

New Construction Grant	\$	840,618.00
Fire Detection Alarm		1,674.00
Sprinkler System		12,960.00
Prevailing Wage Monitoring		1,852.00
Service Site		482,496.00
Utilities		43,198.00
Small Size Project		100,874.00
Total State Share (50%)		1,483,672.00
District Share (50%)		1,483,672.00
Total Project Cost	\$	2,967,344.00

PROJECT FINANCING

<u>State Share</u>		
This Project	\$	1,483,672.00
<u>District Share</u>		
Cash Contribution		1,483,672.00
Financial Hardship		
Total Project Cost	\$	2,967,344.00

HISTORY OF PROJECT COST AND APPORTIONMENT

	Fund Code	Proposition	Previously Authorized	Authorized This Action		State Apportionment This Action
<u>State Share</u>						
New Construction/Add. Grant	951-500	51	\$ 1,483,672.00	\$ (1,483,672.00)		
New Construction/Add. Grant	051-500	51		1,483,672.00	\$	1,483,672.00
<u>District Share</u>						
Cash Contribution				1,483,672.00		
Total			\$ 1,483,672.00	\$ 1,483,672.00	\$	1,483,672.00

Funding Source: Proposition 51 Bonds/2016-Nov.

Pursuant to the Board's action on April 24, 2019, the District is required to submit a complete Fund Release Authorization (Form SAB 50-05) on or before July 23, 2019; otherwise, the apportionment will be rescinded without further Board action and will receive a new Unfunded Approval date of July 23, 2019.

The Form SAB 50-05 submittal must contain an original signature from a designated District or Charter School Representative, depending on the Applicant, and must be physically received by the Office of Public School Construction at 707 Third Street, West Sacramento, CA 95605 prior to the close of business on July 23, 2019.

The District shall ensure that it is in compliance with all applicable laws, regulations and certifications it made on the program forms.

Based on the Board's action on June 5, 2017, this project is subject to the Grant Agreement submittal pursuant to School Facility Program Regulation Section 1859.90.4.

The District is responsible for ensuring that the project is compliant with Prevailing Wage Monitoring and/or Labor Compliance Program requirements at the time construction contracts are executed and/or construction commenced.

SCHOOL DISTRICT DATA

Application No: 50/68296-00-021	County: San Diego
School District: Poway Unified	School Name: Design 39 Campus

PROJECT DATA

Type of Project:	Elementary School
	K-6: 1142
	7-8: 252
	9-12:
	Non-Severe:
	Severe: 9
Application Filing Basis:	District Wide
Number of Classrooms:	55
Master Acres:	26.8
Existing Acres:	
Proposed Acres:	18.79
Recommended Acres:	24.5
Facility Hardship (a):	No
Financial Hardship Requested:	No
Alternative Education School:	No
Addition to Existing Site:	No
Core Facilities:	Multi-Purpose/Kitchen, Gymnasium, Administration, Toilet

ADJUSTED GRANT DATA

New Construction Grant	\$	16,585,009.00
Fire Detection Alarm		21,298.00
Sprinkler System		285,025.00
Prevailing Wage Monitoring		34,548.00
SDC Therapy Toilet	121 Sq. Ft.	41,140.00
SDC Therapy Other	268 Sq. Ft.	50,920.00
Multi-Level Constr.	51Crs.	1,863,959.00
Site Acquisition		5,724,798.00
Service Site		1,312,947.00
Off-Site		237,868.00
Utilities		30,811.00
General Site Development		1,484,600.00
Total State Share (50%)		27,672,923.00
District Share (50%)		27,672,923.00
Total Project Cost	\$	55,345,846.00

PROJECT FINANCING

State Share	
This Project	\$ 27,672,923.00
District Share	
Cash Contribution	27,672,923.00
Financial Hardship	
Total Project Cost	\$ 55,345,846.00

HISTORY OF PROJECT COST AND APPORTIONMENT

	Fund Code	Proposition	Previously Authorized	Authorized This Action		State Apportionment This Action
State Share						
New Construction/Add. Grant	951-500	51	\$ 27,672,923.00	\$ (27,672,923.00)	\$	
New Construction/Add. Grant	051-500	51		27,672,923.00		27,672,923.00
District Share						
Cash Contribution			27,672,923.00			
Total			\$ 55,345,846.00	\$ 0.00	\$	27,672,923.00

Funding Source: Proposition 51 Bonds/2016-Nov.
Pursuant to the Board's action on April 24, 2019, the District is required to submit a complete Fund Release Authorization (Form SAB 50-05) on or before July 23, 2019; otherwise, the apportionment will be rescinded without further Board action and will receive a new Unfunded Approval date of July 23, 2019.

The Form SAB 50-05 submittal must contain an original signature from a designated District or Charter School Representative, depending on the Applicant, and must be physically received by the Office of Public School Construction at 707 Third Street, West Sacramento, CA 95605 prior to the close of business on July 23, 2019.

The District shall ensure that it is in compliance with all applicable laws, regulations and certifications it made on the program forms.

This project is a Use of Grants under Regulation Section 1859.77.3(b).

The District is responsible for ensuring that the project is compliant with Prevailing Wage Monitoring and/or Labor Compliance Program requirements at the time construction contracts are executed and/or construction commenced.

Based on the Board's action on June 5, 2017, this project is subject to the Grant Agreement submittal pursuant to School Facility Program Regulation Section 1859.90.4.

APPLICANT DATA

Application No:	59/62166-00-001	Site Name:	McLane High
County:	Fresno	Industry Sector:	Arts, Media, and Entertainment
Applicant:	Fresno Unified	Pathway:	Production and Managerial Arts

PROJECT DATA

Type of Project:	Modernization
Reservation of Funds:	Y
Loan Requested:	N
Qualifying SFP Project:	n/a
Number of CTE Classrooms:	1
SFP Classroom Allowance Deduction:	n/a

GRANT DATA

Eligible Project Costs (50%)	
Construction:	\$ 573,065.00
Equipment:	30,267.00
Site Development:	-
SFP Deduction:	0.00
Total State Share (50%)	603,332.00
District Share (50%)	603,332.00
Total Project Costs	\$ 1,206,664.00

PROJECT FINANCING

	Fund Code	Proposition	Previously Authorized	Authorized this Action	State Apportionment this Action
State Share (50%)					
This Project	951-600	51	\$ 603,332.00	\$ (603,332.00)	
This Project	051-600	51		603,332.00	\$ 603,332.00
District Share (50%)					
Cash Contribution			603,332.00		
Total Project Cost			\$ 1,206,664.00	\$ 0.00	\$ 603,332.00

Funding Source: Proposition 51 Bonds/2016-Nov.

This application is approved as a Reservation of Funds. Pursuant to School Facility Program Regulation Section 1859.197, the Applicant is required to submit the necessary California Department of Education plan approval and the Division of the State Architect approved plans and specifications to the Office of Public School Construction by April 23, 2020. If the required documents are not physically received by this date, the Apportionment shall be rescinded without further Board action.

Pursuant to the Board's action on April 24, 2019, the applicant must submit a valid, complete Fund Release Authorization (Form SAB 50-05) within 90 days of the Office of Public School Construction's receipt of the Division of the State Architect approved plans and specifications and the California Department of Education plan approval. The Form SAB 50-05 submittal must contain an original signature from an authorized District Representative and must be physically received by the Office of Public School Construction at 707 Third Street, West Sacramento, CA 95605 prior to the close of business on the 90th day.

Pursuant to School Facility Program Regulation Section 1859.90.4, the applicant is required to submit a signed Grant Agreement for the project prior to or concurrent with a request for the release of funds.

Pursuant to School Facility Program Regulation Section 1859.199, the State portion of any and all project savings realized from the funding of a Career Technical Education Facilities Program project must be returned to the State.

The Applicant shall ensure that it is in compliance with all applicable laws, regulations and certifications it made on the program forms.

SAB Meeting: April 24, 2019

Career Technical Educational Facilities Program - Grant Approval

APPLICANT DATA

Application No:	59/66431-05-001	Site Name:	Oxford Academy
County:	Orange	Industry Sector:	Engineering and Architecture
Applicant:	Anaheim Union High	Pathway:	Engineering Design

PROJECT DATA

Type of Project:	Modernization
Reservation of Funds:	N
Loan Requested:	N
Qualifying SFP Project:	n/a
Number of CTE Classrooms:	2
SFP Classroom Allowance Deduction:	n/a

GRANT DATA

Eligible Project Costs (50%)	
Construction:	\$ 1,184,314.00
Equipment:	118,016.00
Site Development:	-
SFP Deduction:	0.00
Total State Share (50%)	<u>1,302,330.00</u>
District Share (50%)	<u>1,302,330.00</u>
Total Project Costs	<u><u>\$ 2,604,660.00</u></u>

PROJECT FINANCING

	Fund Code	Proposition	Previously Authorized	Authorized this Action	State Apportionment this Action
State Share (50%)					
This Project	951-600	51	\$ 1,302,330.00	\$ (1,302,330.00)	
This Project	051-600	51		1,302,330.00	\$ 1,302,330.00
District Share (50%)					
Cash Contribution			1,302,330.00		
Total Project Cost			<u>\$ 2,604,660.00</u>	<u>\$ 0.00</u>	<u>\$ 1,302,330.00</u>

Funding Source: Proposition 51 Bonds/2016-Nov.

Pursuant to the Board's action on April 24, 2019, the District is required to submit a complete Fund Release Authorization (Form SAB 50-05) on or before July 23, 2019; otherwise, the apportionment will be rescinded without further Board action and the District will receive a new Unfunded Approval date of July 23, 2019.

The Form SAB 50-05 submittal must contain an original signature from a designated District Representative and must be physically received by the Office of Public School Construction at 707 Third Street, West Sacramento, CA 95605 prior to the close of business on July 23, 2019.

Pursuant to School Facility Program Regulation Section 1859.90.4, the applicant is required to submit a signed Grant Agreement for the project prior to or concurrent with a request for the release of funds.

Pursuant to School Facility Program Regulation Section 1859.199, the State portion of any and all project savings realized from the funding of a Career Technical Education Facilities Program project must be returned to the State.

The Applicant shall ensure that it is in compliance with all applicable laws, regulations and certifications it made on the program forms.

The District is responsible for ensuring the project is compliant with all Prevailing Wage Monitoring and/or Labor Compliance Program requirements at the time construction contracts were executed and/or construction commenced.

SCHOOL DISTRICT DATA

Application No: 50/65755-00-008	County: Merced
School District: Los Banos Unified	School Name: Los Banos New Elementary

PROJECT DATA

Type of Project: Elementary School

K-6: 800

7-8:

9-12:

Non-Severe: 13

Severe:

Application Filing Basis: District Wide

Number of Classrooms: 33

Master Acres: 14.7

Existing Acres:

Proposed Acres: 15.9

Recommended Acres: 14.1

Facility Hardship (a): No

Financial Hardship Requested: No

Alternative Education School: No

Addition to Existing Site: No

Core Facilities: Multi-Purpose/Kitchen,
Library/Media Center,
Administration, Toilet

ADJUSTED GRANT DATA

New Construction Grant	\$	9,536,181.00
Fire Detection Alarm		11,733.00
Sprinkler System		160,543.00
Site Acquisition		506,751.00
Service Site		792,211.00
Off-Site		276,658.00
Utilities		104,173.00
General Site Development		859,264.00
Total State Share (50%)		12,247,514.00
District Share (50%)		12,247,514.00
Total Project Cost	\$	24,495,028.00

PROJECT FINANCING

State Share

This Project \$ 12,247,514.00

District Share

Cash Contribution 12,247,514.00

Financial Hardship

Total Project Cost \$ 24,495,028.00

HISTORY OF PROJECT COST AND APPORTIONMENT

	Fund Code	Proposition	Previously Authorized	Authorized This Action	State Apportionment This Action
State Share					
New Construction/Add. Grant	951-500	51	\$ 12,247,514.00	\$ (12,247,514.00)	
New Construction/Add. Grant	051-500	51		12,247,514.00	\$ 12,247,514.00
District Share					
Cash Contribution				12,247,514.00	
Total			\$ 12,247,514.00	\$ 12,247,514.00	\$ 12,247,514.00

Funding Source: Proposition 51 Bonds/2016-Nov.

Pursuant to the Board's action on April 24, 2019, the District is required to submit a complete Fund Release Authorization (Form SAB 50-05) on or before July 23, 2019; otherwise, the apportionment will be rescinded without further Board action and will receive a new Unfunded Approval date of July 23, 2019.

The Form SAB 50-05 submittal must contain an original signature from a designated District or Charter School Representative, depending on the Applicant, and must be physically received by the Office of Public School Construction at 707 Third Street, West Sacramento, CA 95605 prior to the close of business on July 23, 2019.

The District shall ensure that it is in compliance with all applicable laws, regulations and certifications it made on the program forms.

Based on the Board's action on June 5, 2017, this project is subject to the Grant Agreement submittal pursuant to School Facility Program Regulation Section 1859.90.4.

The District is responsible for ensuring that the project is compliant with Prevailing Wage Monitoring and/or Labor Compliance Program requirements at the time construction contracts are executed and/or construction commenced.

SCHOOL DISTRICT DATA

Application No: 57/63693-00-001 County: Kern
 School District: Norris School Name: Norris Middle

PROJECT DATA

Type of Project: Middle School Application Filing Basis: Site Specific
 Pupils Assigned Under 50 Yrs: K-6: 918
 7-8: 918
 9-12:
 Non-Severe:
 Severe:
 Financial Hardship Requested: No Recommended Acres: 19
 Alternative Education School: No Existing Acres: 16.8

ADJUSTED GRANT DATA

Modernization Grant - Under 50 Yrs	\$ 4,276,044.00
Fire Detection Alarm	131,274.00
Prevailing Wage Monitoring	6,803.00
Accessibility/Fire Code Req.	128,281.00
Total State Share (60%)	4,542,402.00
District Share (40%)	3,028,268.00
Total Project Cost	\$ 7,570,670.00

PROJECT FINANCING

<u>State Share</u>	
This Project	\$ 4,542,402.00
<u>District Share</u>	
Cash Contribution	3,028,268.00
Financial Hardship	
Total Project Cost	\$ 7,570,670.00

HISTORY OF PROJECT COST AND APPORTIONMENT

	Fund Code	Proposition	Previously Authorized	Authorized This Action	State Apportionment This Action
<u>State Share</u>					
Modernization/Additional Grant	951-570	51	\$ 4,542,402.00	\$ (4,542,402.00)	
Modernization/Additional Grant	051-570	51		4,542,402.00	\$ 4,542,402.00
<u>District Share</u>					
Cash Contribution			3,028,268.00		
Total			\$ 7,570,670.00	\$ 0.00	\$ 4,542,402.00

Funding Source: Proposition 51 Bonds/2016-Nov.

Pursuant to the Board's action on April 24, 2019, the District is required to submit a complete Fund Release Authorization (Form SAB 50-05) on or before July 23, 2019; otherwise, the apportionment will be rescinded without further Board action and will receive a new Unfunded Approval date of July 23, 2019.

The Form SAB 50-05 submittal must contain an original signature from a designated District Representative and must be physically received by the Office of Public School Construction at 707 Third Street, West Sacramento, CA 95605 prior to the close of business on July 23, 2019.

The District shall ensure that it is in compliance with all applicable laws, regulations and certifications it made on the program forms.

Based on the Board's action on June 5, 2017, this project is subject to the Grant Agreement submittal pursuant to School Facility Program Regulation Section 1859.90.4.

The District is responsible for ensuring that the project is compliant with Prevailing Wage Monitoring and/or Labor Compliance Program requirements at the time construction contracts are executed and/or construction commenced.

SCHOOL DISTRICT DATA

Application No: 57/68700-00-003	County: San Luis Obispo
School District: Atascadero Unified	School Name: Carrisa Plains Elementary

PROJECT DATA

Type of Project: Elementary School	Application Filing Basis: Site Specific
Pupils Assigned Under 50 Yrs:	Pupils Assigned Over 50 Yrs:
K-6: 18	K-6: 19
7-8: 12	7-8: 13
9-12:	9-12:
Non-Severe:	Non-Severe:
Severe:	Severe:
Financial Hardship Requested: No	Recommended Acres: 3.4
Alternative Education School: No	Existing Acres: 10.6

ADJUSTED GRANT DATA

Modernization Grant - Under 50 Yrs	\$ 135,168.00
Modernization Grant - Over 50 Yrs	200,384.00
Fire Detection Alarm	8,866.00
Utilities	40,077.00
Prevailing Wage Monitoring	752.00
Small Size Project	40,266.00
Accessibility/Fire Code Req.	76,821.00
Total State Share (60%)	502,334.00
District Share (40%)	334,889.00
Total Project Cost	\$ 837,223.00

PROJECT FINANCING

State Share	
This Project	\$ 502,334.00
District Share	
Cash Contribution	334,889.00
Financial Hardship	
Total Project Cost	\$ 837,223.00

HISTORY OF PROJECT COST AND APPORTIONMENT

	Fund Code	Proposition	Previously Authorized	Authorized This Action	State Apportionment This Action
State Share					
Modernization/Additional Grant	951-570	51	\$ 502,334.00	\$ (502,334.00)	
Modernization/Additional Grant	051-570	51		502,334.00	\$ 502,334.00
District Share					
Cash Contribution			334,889.00		
Total			\$ 837,223.00	\$ 0.00	\$ 502,334.00

Funding Source: Proposition 51 Bonds/2016-Nov.

Pursuant to the Board's action on April 24, 2019, the District is required to submit a complete Fund Release Authorization (Form SAB 50-05) on or before July 23, 2019; otherwise, the apportionment will be rescinded without further Board action and will receive a new Unfunded Approval date of July 23, 2019.

The Form SAB 50-05 submittal must contain an original signature from a designated District Representative and must be physically received by the Office of Public School Construction at 707 Third Street, West Sacramento, CA 95605 prior to the close of business on July 23, 2019.

The District shall ensure that it is in compliance with all applicable laws, regulations and certifications it made on the program forms.

The District is responsible for ensuring that the project is compliant with Prevailing Wage Monitoring and/or Labor Compliance Program requirements at the time construction contracts are executed and/or construction commenced.

Based on the Board's action on June 5, 2017, this project is subject to the Grant Agreement submittal pursuant to School Facility Program Regulation Section 1859.90.4.

SCHOOL DISTRICT DATA

Application No: 57/68478-00-047 County: San Francisco
 School District: San Francisco Unified School Name: Jose Ortega Elementary

PROJECT DATA

Type of Project: Elementary School Application Filing Basis: Site Specific
 Pupils Assigned Over 50 Years: K-6: 408
 7-8:
 9-12:
 Non-Severe:
 Severe:
 Financial Hardship Requested: No Recommended Acres: 6.9
 Alternative Education School: No Existing Acres: 2.77

ADJUSTED GRANT DATA

Modernization Grant - Over 50 Yrs	\$ 2,496,552.00
Fire Detection Alarm	58,344.00
Prevailing Wage Monitoring	4,931.00
Urban/Security/Impacted Site	539,922.00
Accessibility/Fire Code Req.	74,897.00
Two Stop Elevators	117,667.00
Total State Share (60%)	3,292,313.00
District Share (40%)	2,194,875.00
Total Project Cost	\$ 5,487,188.00

PROJECT FINANCING

<u>State Share</u>	
This Project	\$ 3,292,313.00
<u>District Share</u>	
Cash Contribution	2,194,875.00
Financial Hardship	
Total Project Cost	\$ 5,487,188.00

HISTORY OF PROJECT COST AND APPORTIONMENT

	Fund Code	Proposition	Previously Authorized	Authorized This Action	State Apportionment This Action
<u>State Share</u>					
Modernization/Additional Grant	951-570	51	\$ 3,292,313.00	\$ (3,292,313.00)	
Modernization/Additional Grant	051-570	51		3,292,313.00	\$ 3,292,313.00
<u>District Share</u>					
Cash Contribution			2,194,875.00		
Total			\$ 5,487,188.00	\$ 0.00	\$ 3,292,313.00

Funding Source: Proposition 51 Bonds/2016-Nov.

Pursuant to the Board's action on April 24, 2019, the District is required to submit a complete Fund Release Authorization (Form SAB 50-05) on or before July 23, 2019; otherwise, the apportionment will be rescinded without further Board action and will receive a new Unfunded Approval date of July 23, 2019.

The Form SAB 50-05 submittal must contain an original signature from a designated District Representative and must be physically received by the Office of Public School Construction at 707 Third Street, West Sacramento, CA 95605 prior to the close of business on July 23, 2019.

The District shall ensure that it is in compliance with all applicable laws, regulations and certifications it made on the program forms.

Based on the Board's action on June 5, 2017, this project is subject to the Grant Agreement submittal pursuant to School Facility Program Regulation Section 1859.90.4.

The school district is responsible for ensuring that the project is compliant with Prevailing Wage Monitoring and/or Labor Compliance Program requirements at the time construction contracts are executed and/or construction commenced.

SCHOOL DISTRICT DATA

Application No: 50/10587-00-001 County: Yuba
 School District: Yuba County Office Of Education School Name: Thomas E. Mathews Community

PROJECT DATA

Type of Project: High School Application Filing Basis: District Wide
 Pupils Assigned K-6: 3 Number of Classrooms: 4
 7-8: 3 Existing Acres:
 9-12: 74 Proposed Acres:
 Non-Severe: Facility Hardship (a): No
 Severe: Addition to Existing Site: No
 Financial Hardship Requested: Yes

GRANT DATA

Estimated Total Grant

Separate Design Grant

New Construction Grant	\$ 1,188,660.00	Total Design (40% of Grant)	\$ 475,464.00
Total State Share (50%)	1,188,660.00		
District Share (50%)	1,188,660.00	Total Design	<u>\$ 475,464.00</u>
Total Estimated Cost	\$ 2,377,320.00	Total State Share (50%)	237,732.00
		District Share (50%)	237,732.00
		District Cash Contribution	\$
		Financial Hardship	\$ 237,732.00

DESIGN PROJECT FINANCING

State Share

New Construction Design Grant \$ 237,732.00

District Share

Cash Contribution

Financial Hardship

Total Design Cost \$ 475,464.00

HISTORY OF PROJECT COST AND APPORTIONMENT

	Fund Code	Proposition	Previously Authorized	Authorized This Action	State Apportionment This Action
<u>State Share</u>					
New Construction Design Grant	951-500	51	\$ 237,732.00	\$ (237,732.00)	
New Construction Design Grant	051-500	51		237,732.00	\$ 237,732.00
<u>District Share</u>					
Cash Contribution					
Financial Hardship	951-500	51	237,732.00	(237,732.00)	
Financial Hardship	051-500	51		237,732.00	237,732.00
Total			\$ <u>475,464.00</u>	\$ <u>0.00</u>	\$ <u>475,464.00</u>

Funding Source: Proposition 51 Bonds/2016-Nov.

The District shall ensure that it is in compliance with all applicable laws, regulations and certifications it made on the program forms.

The District qualifies for financial hardship pursuant to SFP Regulation Section 1859.81(c)(3). The District qualifies as a County Superintendent of Schools and has demonstrated it is financially unable to provide all or a part of the matching funds.

Based on the Board's action on June 5, 2017, this project is subject to the Grant Agreement submittal pursuant to School Facility Program Regulation Section 1859.90.4.

The District is responsible for ensuring the project is compliant with all Prevailing Wage Monitoring and/or Labor Compliance Program requirements at the time construction contracts were executed and/or construction commenced.

SCHOOL DISTRICT DATA

Application No: 50/10587-00-002 County: Yuba
 School District: Yuba County Office Of Education School Name: Goldfield School

PROJECT DATA

Type of Project:	Elementary School	Application Filing Basis:	District Wide
Pupils Assigned	K-6:	Number of Classrooms:	2
	7-8:	Existing Acres:	
	9-12:	Proposed Acres:	
	Non-Severe:	Facility Hardship (a):	No
	Severe: 18	Addition to Existing Site:	No
Financial Hardship Requested:	Yes		

GRANT DATA

<u>Estimated Total Grant</u>		<u>Separate Design Grant</u>	
New Construction Grant	\$ 585,054.00	Total Design (40% of Grant)	\$ 234,022.00
Total State Share (50%)	585,054.00		
District Share (50%)	585,054.00	Total Design	<u>\$ 234,022.00</u>
Total Estimated Cost	\$ 1,170,108.00	Total State Share (50%)	117,011.00
		District Share (50%)	117,011.00
		District Cash Contribution	\$ 4,761.00
		Financial Hardship	\$ 112,250.00

DESIGN PROJECT FINANCING

State Share

New Construction Design Grant	\$ 117,011.00
-------------------------------	---------------

District Share

Cash Contribution	4,761.00
Financial Hardship	112,250.00
Total Design Cost	<u>\$ 234,022.00</u>

HISTORY OF PROJECT COST AND APPORTIONMENT

	Fund Code	Proposition	Previously Authorized	Authorized This Action	State Apportionment This Action
<u>State Share</u>					
New Construction Design Grant	951-500	51	\$ 117,011.00	\$ (117,011.00)	
New Construction Design Grant	051-500	51		117,011.00	\$ 117,011.00
<u>District Share</u>					
Cash Contribution				4,761.00	
Financial Hardship	951-500	51	117,011.00	(117,011.00)	
Financial Hardship	051-500	51		112,250.00	112,250.00
Total			<u>\$ 234,022.00</u>	<u>\$ 0.00</u>	<u>\$ 229,261.00</u>

Funding Source: Proposition 51 Bonds/2016-Nov.

The District shall ensure that it is in compliance with all applicable laws, regulations and certifications it made on the program forms.

The District qualifies for financial hardship pursuant to SFP Regulation Section 1859.81(c)(3). The District qualifies as a County Superintendent of Schools and has demonstrated it is financially unable to provide all or a part of the matching funds.

Based on the Board's action on June 5, 2017, this project is subject to the Grant Agreement submittal pursuant to School Facility Program Regulation Section 1859.90.4.

The District is responsible for ensuring the project is compliant with all Prevailing Wage Monitoring and/or Labor Compliance Program requirements at the time construction contracts were executed and/or construction commenced.

SCHOOL DISTRICT DATA

Application No: 50/10587-00-003	County: Yuba
School District: Yuba County Office Of Education	School Name: Special Education #1

PROJECT DATA

Type of Project: Elementary School	Application Filing Basis: District Wide
Pupils Assigned K-6:	Number of Classrooms: 1
7-8:	Existing Acres:
9-12:	Proposed Acres:
Non-Severe:	Facility Hardship (a): No
Severe: 9	Addition to Existing Site: No
Financial Hardship Requested: Yes	

GRANT DATA

<u>Estimated Total Grant</u>	<u>Separate Design Grant</u>
New Construction Grant \$ 292,527.00	Total Design (40% of Grant) \$ 117,011.00
Total State Share (50%) 292,527.00	
District Share (50%) 292,527.00	Total Design \$ <u>117,011.00</u>
Total Estimated Cost \$ 585,054.00	Total State Share (50%) 58,505.50
	District Share (50%) 58,505.50
	District Cash Contribution \$
	Financial Hardship \$ 58,505.50

DESIGN PROJECT FINANCING

<u>State Share</u>	
New Construction Design Grant	\$ 58,505.50
<u>District Share</u>	
Cash Contribution	
Financial Hardship	58,505.50
Total Design Cost	\$ <u>117,011.00</u>

HISTORY OF PROJECT COST AND APPORTIONMENT

	Fund Code	Proposition	Previously Authorized	Authorized This Action	State Apportionment This Action
<u>State Share</u>					
New Construction Design Grant	951-500	51	\$ 58,505.50	\$ (58,505.50)	
New Construction Design Grant	051-500	51		58,505.50	\$ 58,505.50
<u>District Share</u>					
Cash Contribution					
Financial Hardship	951-500	51	58,505.50	(58,505.50)	
Financial Hardship	051-500	51		58,505.50	58,505.50
Total			<u>\$ 117,011.00</u>	<u>\$ 0.00</u>	<u>\$ 117,011.00</u>

Funding Source: Proposition 51 Bonds/2016-Nov.

The District shall ensure that it is in compliance with all applicable laws, regulations and certifications it made on the program forms.

The District qualifies for financial hardship pursuant to SFP Regulation Section 1859.81(c)(3). The District qualifies as a County Superintendent of Schools and has demonstrated it is financially unable to provide all or a part of the matching funds.

Based on the Board's action on June 5, 2017, this project is subject to the Grant Agreement submittal pursuant to School Facility Program Regulation Section 1859.90.4.

The District is responsible for ensuring the project is compliant with all Prevailing Wage Monitoring and/or Labor Compliance Program requirements at the time construction contracts were executed and/or construction commenced.

SCHOOL DISTRICT DATA

Application No: 50/10587-00-004	County: Yuba
School District: Yuba County Office Of Education	School Name: Special Education #2

PROJECT DATA

Type of Project: Elementary School	Application Filing Basis: District Wide
Pupils Assigned K-6:	Number of Classrooms: 1
7-8:	Existing Acres:
9-12:	Proposed Acres:
Non-Severe:	Facility Hardship (a): No
Severe: 9	Addition to Existing Site: No
Financial Hardship Requested: Yes	

GRANT DATA

<u>Estimated Total Grant</u>	<u>Separate Design Grant</u>
New Construction Grant \$ 292,527.00	Total Design (40% of Grant) \$ 117,011.00
Total State Share (50%) 292,527.00	
District Share (50%) 292,527.00	Total Design \$ <u>117,011.00</u>
Total Estimated Cost \$ 585,054.00	Total State Share (50%) 58,505.50
	District Share (50%) 58,505.50
	District Cash Contribution \$
	Financial Hardship \$ 58,505.50

DESIGN PROJECT FINANCING

<u>State Share</u>	
New Construction Design Grant	\$ 58,505.50
 <u>District Share</u>	
Cash Contribution	
Financial Hardship	58,505.50
Total Design Cost	\$ <u>117,011.00</u>

HISTORY OF PROJECT COST AND APPORTIONMENT

	Fund Code	Proposition	Previously Authorized	Authorized This Action	State Apportionment This Action
<u>State Share</u>					
New Construction Design Grant	951-500	51	\$ 58,505.50	\$ (58,505.50)	
New Construction Design Grant	051-500	51		58,505.50	\$ 58,505.50
<u>District Share</u>					
Cash Contribution					
Financial Hardship	951-500	51	58,505.50	(58,505.50)	
Financial Hardship	051-500	51		58,505.50	58,505.50
Total			<u>\$ 117,011.00</u>	<u>\$ 0.00</u>	<u>\$ 117,011.00</u>

Funding Source: Proposition 51 Bonds/2016-Nov.

The District shall ensure that it is in compliance with all applicable laws, regulations and certifications it made on the program forms.

The District qualifies for financial hardship pursuant to SFP Regulation Section 1859.81(c)(3). The District qualifies as a County Superintendent of Schools and has demonstrated it is financially unable to provide all or a part of the matching funds.

Based on the Board's action on June 5, 2017, this project is subject to the Grant Agreement submittal pursuant to School Facility Program Regulation Section 1859.90.4.

The District is responsible for ensuring the project is compliant with all Prevailing Wage Monitoring and/or Labor Compliance Program requirements at the time construction contracts were executed and/or construction commenced.

SCHOOL DISTRICT DATA

Application No: 50/10587-00-005	County: Yuba
School District: Yuba County Office Of Education	School Name: Special Education #3

PROJECT DATA

Type of Project: Elementary School	Application Filing Basis: District Wide
Pupils Assigned K-6:	Number of Classrooms: 1
7-8:	Existing Acres:
9-12:	Proposed Acres:
Non-Severe:	Facility Hardship (a): No
Severe: 9	Addition to Existing Site: No
Financial Hardship Requested: Yes	

GRANT DATA

<u>Estimated Total Grant</u>	<u>Separate Design Grant</u>
New Construction Grant \$ 292,527.00	Total Design (40% of Grant) \$ 117,011.00
Total State Share (50%) 292,527.00	
District Share (50%) 292,527.00	Total Design \$ <u>117,011.00</u>
Total Estimated Cost \$ 585,054.00	Total State Share (50%) 58,505.50
	District Share (50%) 58,505.50
	District Cash Contribution \$
	Financial Hardship \$ 58,505.50

DESIGN PROJECT FINANCING

<u>State Share</u>	
New Construction Design Grant	\$ 58,505.50
 <u>District Share</u>	
Cash Contribution	
Financial Hardship	58,505.50
Total Design Cost	\$ <u>117,011.00</u>

HISTORY OF PROJECT COST AND APPORTIONMENT

	Fund Code	Proposition	Previously Authorized	Authorized This Action	State Apportionment This Action
<u>State Share</u>					
New Construction Design Grant	951-500	51	\$ 58,505.50	\$ (58,505.50)	
New Construction Design Grant	051-500	51		58,505.50	\$ 58,505.50
<u>District Share</u>					
Cash Contribution					
Financial Hardship	951-500	51	58,505.50	(58,505.50)	
Financial Hardship	051-500	51		58,505.50	58,505.50
Total			<u>\$ 117,011.00</u>	<u>\$ 0.00</u>	<u>\$ 117,011.00</u>

Funding Source: Proposition 51 Bonds/2016-Nov.

The District shall ensure that it is in compliance with all applicable laws, regulations and certifications it made on the program forms.

The District qualifies for financial hardship pursuant to SFP Regulation Section 1859.81(c)(3). The District qualifies as a County Superintendent of Schools and has demonstrated it is financially unable to provide all or a part of the matching funds.

Based on the Board's action on June 5, 2017, this project is subject to the Grant Agreement submittal pursuant to School Facility Program Regulation Section 1859.90.4.

The District is responsible for ensuring the project is compliant with all Prevailing Wage Monitoring and/or Labor Compliance Program requirements at the time construction contracts were executed and/or construction commenced.

SCHOOL DISTRICT DATA

Application No: 50/10587-00-006	County: Yuba
School District: Yuba County Office Of Education	School Name: Special Education #4

PROJECT DATA

Type of Project: Elementary School	Application Filing Basis: District Wide
Pupils Assigned K-6:	Number of Classrooms: 1
7-8:	Existing Acres:
9-12:	Proposed Acres:
Non-Severe:	Facility Hardship (a): No
Severe: 9	Addition to Existing Site: No
Financial Hardship Requested: Yes	

GRANT DATA

<u>Estimated Total Grant</u>	<u>Separate Design Grant</u>
New Construction Grant \$ 292,527.00	Total Design (40% of Grant) \$ 117,011.00
Total State Share (50%) 292,527.00	
District Share (50%) 292,527.00	Total Design \$ <u>117,011.00</u>
Total Estimated Cost \$ 585,054.00	Total State Share (50%) 58,505.50
	District Share (50%) 58,505.50
	District Cash Contribution \$
	Financial Hardship \$ 58,505.50

DESIGN PROJECT FINANCING

<u>State Share</u>	
New Construction Design Grant	\$ 58,505.50
<u>District Share</u>	
Cash Contribution	
Financial Hardship	58,505.50
Total Design Cost	\$ <u>117,011.00</u>

HISTORY OF PROJECT COST AND APPORTIONMENT

	Fund Code	Proposition	Previously Authorized	Authorized This Action	State Apportionment This Action
<u>State Share</u>					
New Construction Design Grant	951-500	51	\$ 58,505.50	\$ (58,505.50)	
New Construction Design Grant	051-500	51		58,505.50	\$ 58,505.50
<u>District Share</u>					
Cash Contribution					
Financial Hardship	951-500	51	58,505.50	(58,505.50)	
Financial Hardship	051-500	51		58,505.50	58,505.50
Total			\$ <u>117,011.00</u>	\$ <u>0.00</u>	\$ <u>117,011.00</u>

Funding Source: Proposition 51 Bonds/2016-Nov.

The District shall ensure that it is in compliance with all applicable laws, regulations and certifications it made on the program forms.

Based on the Board's action on June 5, 2017, this project is subject to the Grant Agreement submittal pursuant to School Facility Program Regulation Section 1859.90.4.

The District qualifies for financial hardship pursuant to SFP Regulation Section 1859.81(c)(3). The District qualifies as a County Superintendent of Schools and has demonstrated it is financially unable to provide all or a part of the matching funds.

The District is responsible for ensuring the project is compliant with all Prevailing Wage Monitoring and/or Labor Compliance Program requirements at the time construction contracts were executed and/or construction commenced.

SCHOOL DISTRICT DATA

Application No: 50/10587-00-007	County: Yuba
School District: Yuba County Office Of Education	School Name: Special Education #5

PROJECT DATA

Type of Project: Elementary School	Application Filing Basis: District Wide
Pupils Assigned K-6:	Number of Classrooms: 1
7-8:	Existing Acres:
9-12:	Proposed Acres:
Non-Severe:	Facility Hardship (a): No
Severe: 9	Addition to Existing Site: No
Financial Hardship Requested: Yes	

GRANT DATA

<u>Estimated Total Grant</u>	<u>Separate Design Grant</u>
New Construction Grant \$ 292,527.00	Total Design (40% of Grant) \$ 117,011.00
Total State Share (50%) 292,527.00	
District Share (50%) 292,527.00	Total Design \$ <u>117,011.00</u>
Total Estimated Cost \$ 585,054.00	Total State Share (50%) 58,505.50
	District Share (50%) 58,505.50
	District Cash Contribution \$
	Financial Hardship \$ 58,505.50

DESIGN PROJECT FINANCING

<u>State Share</u>	
New Construction Design Grant	\$ 58,505.50
 <u>District Share</u>	
Cash Contribution	
Financial Hardship	58,505.50
Total Design Cost	\$ <u>117,011.00</u>

HISTORY OF PROJECT COST AND APPORTIONMENT

	Fund Code	Proposition	Previously Authorized	Authorized This Action	State Apportionment This Action
<u>State Share</u>					
New Construction Design Grant	951-500	51	\$ 58,505.50	\$ (58,505.50)	
<u>District Share</u>					
	051-500	51		58,505.50	\$ 58,505.50
<u>Cash Contribution</u>					
Financial Hardship	951-500	51	58,505.50	(58,505.50)	
Financial Hardship	051-500	51		58,505.50	58,505.50
Total			<u>\$ 117,011.00</u>	<u>\$ 0.00</u>	<u>\$ 117,011.00</u>

Funding Source: Proposition 51 Bonds/2016-Nov.

The District shall ensure that it is in compliance with all applicable laws, regulations and certifications it made on the program forms.

The District qualifies for financial hardship pursuant to SFP Regulation Section 1859.81(c)(3). The District qualifies as a County Superintendent of Schools and has demonstrated it is financially unable to provide all or a part of the matching funds.

Based on the Board's action on June 5, 2017, this project is subject to the Grant Agreement submittal pursuant to School Facility Program Regulation Section 1859.90.4.

The District is responsible for ensuring the project is compliant with all Prevailing Wage Monitoring and/or Labor Compliance Program requirements at the time construction contracts were executed and/or construction commenced.

SCHOOL DISTRICT DATA

Application No: 50/10587-00-008	County: Yuba
School District: Yuba County Office Of Education	School Name: Special Education #6

PROJECT DATA

Type of Project: Middle School	Application Filing Basis: District Wide
Pupils Assigned	Number of Classrooms: 1
K-6:	Existing Acres:
7-8:	Proposed Acres:
9-12:	Facility Hardship (a): No
Non-Severe:	Addition to Existing Site: No
Severe: 7	
Financial Hardship Requested: Yes	

GRANT DATA

<u>Estimated Total Grant</u>	<u>Separate Design Grant</u>
New Construction Grant \$ 227,521.00	Total Design (40% of Grant) \$ 91,008.00
Total State Share (50%) 227,521.00	
District Share (50%) 227,521.00	Total Design \$ <u>91,008.00</u>
Total Estimated Cost \$ 455,042.00	Total State Share (50%) 45,504.00
	District Share (50%) 45,504.00
	District Cash Contribution \$
	Financial Hardship \$ 45,504.00

DESIGN PROJECT FINANCING

<u>State Share</u>	
New Construction Design Grant	\$ 45,504.00
 <u>District Share</u>	
Cash Contribution	
Financial Hardship	45,504.00
Total Design Cost	\$ <u>91,008.00</u>

HISTORY OF PROJECT COST AND APPORTIONMENT

	Fund Code	Proposition	Previously Authorized	Authorized This Action	State Apportionment This Action
<u>State Share</u>					
New Construction Design Grant	951-500	51	\$ 45,504.00	\$ (45,504.00)	
<u>District Share</u>	051-500			45,504.00	45,504.00
Cash Contribution			30,720.00	(30,720.00)	
Financial Hardship	951-500	51	14,784.00	(14,784.00)	
Financial Hardship	051-500			45,504.00	45,504.00
Total			<u>\$ 91,008.00</u>	<u>\$ 0.00</u>	<u>\$ 91,008.00</u>

Funding Source: Proposition 51 Bonds/2016-Nov.

The District shall ensure that it is in compliance with all applicable laws, regulations and certifications it made on the program forms.

The District qualifies for financial hardship pursuant to SFP Regulation Section 1859.81(c)(3). The District qualifies as a County Superintendent of Schools and has demonstrated it is financially unable to provide all or a part of the matching funds.

Based on the Board's action on June 5, 2017, this project is subject to the Grant Agreement submittal pursuant to School Facility Program Regulation Section 1859.90.4.

The District is responsible for ensuring the project is compliant with all Prevailing Wage Monitoring and/or Labor Compliance Program requirements at the time construction contracts were executed and/or construction commenced.

SCHOOL DISTRICT DATA

Application No: 57/68478-00-048 School District: San Francisco Unified	County: San Francisco School Name: Chavez (Cesar) Elementary
---	---

PROJECT DATA

Type of Project: Elementary School Pupils Assigned Under 50 Yrs: K-6: 51 7-8: 9-12: Non-Severe: 1 Severe: Financial Hardship Requested: No Alternative Education School: No	Application Filing Basis: Site Specific Pupils Assigned Over 50 Yrs: K-6: 434 7-8: 9-12: Non-Severe: 17 Severe: Recommended Acres: 7.2 Existing Acres: 1.6
--	---

ADJUSTED GRANT DATA

Modernization Grant - Under 50 Yrs	\$ 233,995.00
Modernization Grant - Over 50 Yrs	2,877,343.00
Fire Detection Alarm	74,107.00
Prevailing Wage Monitoring	6,206.00
Urban/Security/Impacted Site	858,337.00
Accessibility/Fire Code Req.	93,340.00
Total State Share (60%)	4,143,328.00
District Share (40%)	2,762,219.00
Total Project Cost	\$ 6,905,547.00

PROJECT FINANCING

State Share	
This Project	\$ 4,143,328.00
District Share	
Cash Contribution	2,762,219.00
Financial Hardship	
Total Project Cost	\$ 6,905,547.00

HISTORY OF PROJECT COST AND APPORTIONMENT

	Fund Code	Proposition		Previously Authorized	Authorized This Action	State Apportionment This Action
State Share						
Modernization/Additional Grant	951-570	51	\$	4,143,328.00	\$ (4,143,328.00)	
Modernization/Additional Grant	051-570	51			4,143,328.00	\$ 4,143,328.00
District Share						
Cash Contribution				2,762,219.00		
Cash Contribution						
Total				\$ 6,905,547.00	\$ 0.00	\$ 4,143,328.00

Funding Source: Proposition 51 Bonds/2016-Nov.

Pursuant to the Board's action on April 24, 2019, the District is required to submit a complete Fund Release Authorization (Form SAB 50-05) on or before July 23, 2019; otherwise, the apportionment will be rescinded without further Board action and will receive a new Unfunded Approval date of July 23, 2019.

The Form SAB 50-05 submittal must contain an original signature from a designated District Representative and must be physically received by the Office of Public School Construction at 707 Third Street, West Sacramento, CA 95605 prior to the close of business on July 23, 2019.

The District shall ensure that it is in compliance with all applicable laws, regulations and certifications it made on the program forms.

Based on the Board's action on June 5, 2017, this project is subject to the Grant Agreement submittal pursuant to School Facility Program Regulation Section 1859.90.4.

The District is responsible for ensuring that the project is compliant with Prevailing Wage Monitoring and/or Labor Compliance Program requirements at the time construction contracts are executed and/or construction commenced.

SCHOOL DISTRICT DATA

Application No	54/61192-02-003	County	Alameda
School District	Hayward Unified	Charter School	Leadership Public Schools Hayward
		School Name	Leadership Public Schools Hayward

PROJECT DATA

Type of Project:	High School
Pupils Assigned	K-6:
	7-8:
	9-12:
	Non-Severe:
	Severe:
Non-Toilet sq. ft.:	27,367
Toilet sq. ft.:	1,041
Application Filing Basis:	Charter
Number of Classrooms:	15
Master Plan Acres:	
Existing Acres:	9.60
Proposed Acres:	
Recommended Acres:	23.20

PRELIMINARY GRANT DATA

Charter School Base Grant	\$	5,553,670.00
Urban/Security/Impacted Site		1,177,034.00
Elevator		98,056.00
Subtotal		6,828,760.00
Inflator Factor		956,026.00
Total State Project Share (50%)		7,784,786.00
CSFA Lease-Payment Amount		7,784,786.00
Charter School Cash Contribution		0.00
Total Project Cost	\$	<u>15,569,572.00</u>

PROJECT FINANCING

<u>State Share</u>	
This Project	\$ 7,784,786.00
<u>Charter School Share</u>	
CSFA Lease Amount	7,784,786.00
Cash Contribution	
Total Project Cost	<u>\$ 15,569,572.00</u>

HISTORY OF PROJECT COST AND APPORTIONMENT

	Fund Code	Proposition	Previously Authorized	Authorized This Action	State Apportionment This Action
<u>State Share</u>					
Charter School Grant	957-540	1D	\$ 7,784,786.00	\$ (778,478.60)	
Charter School Grant	057-540	1D		778,478.60	\$ 778,478.60
<u>Charter School Share</u>					
CSFA Lease Amount	957-540	1D	7,784,786.00	(778,478.60)	
CSFA Lease Amount	057-540	1D		778,478.60	778,478.60
Cash Contribution					
Total Project Cost			<u>\$ 15,569,572.00</u>	<u>\$ 0.00</u>	<u>\$ 1,556,957.20</u>

Funding Source: Proposition 1D Bonds/2006-Nov.

Pursuant to the Board's action on April 24, 2019, the District is required to submit a complete Fund Release Authorization (Form SAB 50-05) on or before July 23, 2019; otherwise, the apportionment will be rescinded without further Board action and will receive a new Unfunded Approval date of July 23, 2019.

The Form SAB 50-05 submittal must contain an original signature from a designated District or Charter School Representative, depending on the Applicant, and must be physically received by the Office of Public School Construction at 707 Third Street, West Sacramento, CA 95605 prior to the close of business on July 23, 2019.

The Applicant is responsible for ensuring that the project is compliant with Prevailing Wage Monitoring and/or Labor Compliance Program requirements at the time construction contracts are executed and/or construction commenced.

The Applicant shall ensure that it is in compliance with all applicable laws, regulations and certifications it made on the program forms.

Based on the Board's action on June 5, 2017, this project is subject to the Grant Agreement submittal pursuant to School Facility Program Regulation Section 1859.90.4.

The Applicant is receiving \$1,556,957.20 for advance design costs.

SCHOOL DISTRICT DATA

Application No	54/61192-02-004	County	Alameda
School District	Hayward Unified	Charter School	Leadership Public Schools Hayward
		School Name	Leadership Public Schools Hayward

PROJECT DATA

Type of Project: High School

Pupils Assigned

K-6:	
7-8:	
9-12:	162

Non-Severe:

Severe:

Non-Toilet sq. ft.:

Toilet sq. ft.:

Application Filing Basis: Charter

Number of Classrooms: 6

Master Plan Acres:

Existing Acres: 9.60

Proposed Acres:

Recommended Acres: 23.20

PRELIMINARY GRANT DATA

Charter School Base Grant	\$	2,530,764.00
Multilevel Construction		303,692.00
Site Development		672,000.00
Urban Allowance		928,477.00
Subtotal		4,434,933.00
Inflator Factor		620,891.00
Total State Project Share (50%)		5,055,824.00
CSFA Lease-Payment Amount		5,055,824.00
Charter School Cash Contribution		0.00
Total Project Cost	\$	10,111,648.00

PROJECT FINANCING

State Share

This Project \$ 5,055,824.00

Charter School Share

CSFA Lease Amount 5,055,824.00

Cash Contribution

Total Project Cost \$ 10,111,648.00

HISTORY OF PROJECT COST AND APPORTIONMENT

	Fund Code	Proposition	Previously Authorized	Authorized This Action	State Apportionment This Action
<u>State Share</u>					
Charter School Grant	957-540	1D	\$ 5,055,824.00	\$ (505,582.40)	
Charter School Grant	057-540	1D		505,582.40	\$ 505,582.40
<u>Charter School Share</u>					
CSFA Lease Amount	957-540	1D	5,055,824.00	(505,582.40)	
CSFA Lease Amount	057-540	1D		505,582.40	505,582.40
Cash Contribution					
Total Project Cost			\$ 10,111,648.00	\$ 0.00	\$ 1,011,164.80

Funding Source: Proposition 1D Bonds/2006-Nov.

Pursuant to the Board's action on April 24, 2019, the District is required to submit a complete Fund Release Authorization (Form SAB 50-05) on or before July 23, 2019; otherwise, the apportionment will be rescinded without further Board action and will receive a new Unfunded Approval date of July 23, 2019.

The Form SAB 50-05 submittal must contain an original signature from a designated District or Charter School Representative, depending on the Applicant, and must be physically received by the Office of Public School Construction at 707 Third Street, West Sacramento, CA 95605 prior to the close of business on July 23, 2019.

The Applicant is responsible for ensuring that the project is compliant with Prevailing Wage Monitoring and/or Labor Compliance Program requirements at the time construction contracts are executed and/or construction commenced.

The Applicant shall ensure that it is in compliance with all applicable laws, regulations and certifications it made on the program forms.

Based on the Board's action on June 5, 2017, this project is subject to the Grant Agreement submittal pursuant to School Facility Program Regulation Section 1859.90.4.

The Applicant is receiving \$1,011,164.80 for advance design costs.

SCHOOL DISTRICT DATA

Application No: 50/73809-00-004	County: Fresno
School District: Firebaugh-Las Deltas Unified	School Name: Mills (Arthur E.) Intermediate

PROJECT DATA

Type of Project:	Elementary School
K-6:	67
7-8:	
9-12:	
Non-Severe:	
Severe:	
Application Filing Basis:	District Wide
Number of Classrooms:	5
Master Acres:	11.4
Existing Acres:	6.99
Proposed Acres:	
Recommended Acres:	9.8
Facility Hardship (a):	No
Financial Hardship Requested:	No
Alternative Education School:	No
Addition to Existing Site:	Yes

ADJUSTED GRANT DATA

New Construction Grant	\$	774,989.00
Project Assistance		7,074.00
Fire Detection Alarm		938.00
Prevailing Wage Monitoring		1,018.00
Small Size Project		31,000.00
Total State Share (50%)		815,019.00
District Share (50%)		815,019.00
Total Project Cost	\$	1,630,038.00

PROJECT FINANCING

<u>State Share</u>	
This Project	\$ 815,019.00
<u>District Share</u>	
Cash Contribution	815,019.00
Financial Hardship	
Total Project Cost	\$ 1,630,038.00

HISTORY OF PROJECT COST AND APPORTIONMENT

	Fund Code	Proposition	Previously Authorized	Authorized This Action	State Apportionment This Action
<u>State Share</u>					
New Construction/Add. Grant	951-500	51	\$ 815,019.00	\$ (815,019.00)	
New Construction/Add. Grant	051-500	51		815,019.00	\$ 815,019.00
<u>District Share</u>					
Cash Contribution			815,019.00		
Total			\$ 1,630,038.00	\$ 0.00	\$ 815,019.00

Funding Source: Proposition 51 Bonds/2016-Nov.

Pursuant to the Board's action on April 24, 2019, the District is required to submit a complete Fund Release Authorization (Form SAB 50-05) on or before July 23, 2019; otherwise, the apportionment will be rescinded without further Board action and will receive a new Unfunded Approval date of July 23, 2019.

The Form SAB 50-05 submittal must contain an original signature from a designated District or Charter School Representative, depending on the Applicant, and must be physically received by the Office of Public School Construction at 707 Third Street, West Sacramento, CA 95605 prior to the close of business on July 23, 2019.

The District shall ensure that it is in compliance with all applicable laws, regulations and certifications it made on the program forms.

Based on the Board's action on June 5, 2017, this project is subject to the Grant Agreement submittal pursuant to School Facility Program Regulation Section 1859.90.4.

The District is responsible for ensuring that the project is compliant with Prevailing Wage Monitoring and/or Labor Compliance Program requirements at the time construction contracts are executed and/or construction commenced.

SCHOOL DISTRICT DATA

Application No: 57/62265-00-024	County: Fresno
School District: Kings Canyon Joint Unified	School Name: Dunlap Elementary

PROJECT DATA

Type of Project: Elementary School	Application Filing Basis: Site Specific
Pupils Assigned Under 50 Yrs: K-6: 124	
7-8:	
9-12:	
Non-Severe:	
Severe:	
Financial Hardship Requested: No	Recommended Acres: 8.6
Alternative Education School: No	Existing Acres: 12

ADJUSTED GRANT DATA

Modernization Grant - Under 50 Yrs	\$ 546,096.00
Fire Detection Alarm	17,732.00
Prevailing Wage Monitoring	903.00
Small Size Project	21,844.00
Accessibility/Fire Code Req.	16,383.00
Total State Share (60%)	602,958.00
District Share (40%)	401,972.00
Total Project Cost	\$ 1,004,930.00

PROJECT FINANCING

<u>State Share</u>	
This Project	\$ 602,958.00
<u>District Share</u>	
Cash Contribution	401,972.00
Financial Hardship	
Total Project Cost	\$ 1,004,930.00

HISTORY OF PROJECT COST AND APPORTIONMENT

	Fund Code	Proposition	Previously Authorized	Authorized This Action	State Apportionment This Action
<u>State Share</u>					
Modernization/Additional Grant	951-570	51	\$ 602,958.00	\$ (602,958.00)	
Modernization/Additional Grant	051-570	51		602,958.00	\$ 602,958.00
<u>District Share</u>					
Cash Contribution			401,972.00		
Total			\$ 1,004,930.00	\$ 0.00	\$ 602,958.00

Funding Source: Proposition 51 Bonds/2016-Nov.

Pursuant to the Board's action on April 24, 2019, the District is required to submit a complete Fund Release Authorization (Form SAB 50-05) on or before July 23, 2019; otherwise, the apportionment will be rescinded without further Board action and will receive a new Unfunded Approval date of July 23, 2019.

The Form SAB 50-05 submittal must contain an original signature from a designated District or Charter School Representative, depending on the Applicant, and must be physically received by the Office of Public School Construction at 707 Third Street, West Sacramento, CA 95605 prior to the close of business on July 23, 2019.

The District shall ensure that it is in compliance with all applicable laws, regulations and certifications it made on the program forms.

Based on the Board's action on June 5, 2017, this project is subject to the Grant Agreement submittal pursuant to School Facility Program Regulation Section 1859.90.4.

The District is responsible for ensuring that the project is compliant with Prevailing Wage Monitoring and/or Labor Compliance Program requirements at the time construction contracts are executed and/or construction commenced.

SCHOOL DISTRICT DATA

Application No: 57/62117-00-039 County: Fresno
 School District: Clovis Unified School Name: Dry Creek Elementary

PROJECT DATA

Type of Project: Elementary School Application Filing Basis: Site Specific
 Pupils Assigned Under 50 Yrs: K-6: 408
 7-8:
 9-12:
 Non-Severe:
 Severe:
 Financial Hardship Requested: No Recommended Acres: 14.4
 Alternative Education School: No Existing Acres: 17.5

ADJUSTED GRANT DATA

Modernization Grant - Under 50 Yrs	\$ 1,796,832.00
Fire Detection Alarm	58,344.00
Prevailing Wage Monitoring	2,864.00
Accessibility/Fire Code Req.	53,905.00
Total State Share (60%)	1,911,945.00
District Share (40%)	1,274,630.00
Total Project Cost	\$ 3,186,575.00

PROJECT FINANCING

<u>State Share</u>	
This Project	\$ 1,911,945.00
<u>District Share</u>	
Cash Contribution	1,274,630.00
Financial Hardship	
Total Project Cost	\$ 3,186,575.00

HISTORY OF PROJECT COST AND APPORTIONMENT

	Fund Code	Proposition	Previously Authorized	Authorized This Action	State Apportionment This Action
<u>State Share</u>					
Modernization/Additional Grant	951-570	51	\$ 1,911,945.00	\$ (1,911,945.00)	
Modernization/Additional Grant	051-570	51		1,911,945.00	\$ 1,911,945.00
<u>District Share</u>					
Cash Contribution			1,274,630.00		
Total			\$ 3,186,575.00	\$ 0.00	\$ 1,911,945.00

Funding Source: Proposition 51 Bonds/2016-Nov.

Pursuant to the Board's action on April 24, 2019, the District is required to submit a complete Fund Release Authorization (Form SAB 50-05) on or before July 23, 2019; otherwise, the apportionment will be rescinded without further Board action and will receive a new Unfunded Approval date of July 23, 2019.

The Form SAB 50-05 submittal must contain an original signature from a designated District or Charter School Representative, depending on the Applicant, and must be physically received by the Office of Public School Construction at 707 Third Street, West Sacramento, CA 95605 prior to the close of business on July 23, 2019.

The District shall ensure that it is in compliance with all applicable laws, regulations and certifications it made on the program forms.

Based on the Board's action on June 5, 2017, this project is subject to the Grant Agreement submittal pursuant to School Facility Program Regulation Section 1859.90.4.

The District is responsible for ensuring that the project is compliant with Prevailing Wage Monitoring and/or Labor Compliance Program requirements at the time construction contracts are executed and/or construction commenced.

SCHOOL DISTRICT DATA

Application No: 57/62117-00-040 County: Fresno
 School District: Clovis Unified School Name: Tarpey Elementary

PROJECT DATA

Type of Project: Elementary School Application Filing Basis: Site Specific
 Pupils Assigned Under 50 Yrs: K-6: 250
 7-8:
 9-12:
 Non-Severe:
 Severe:
 Financial Hardship Requested: No Recommended Acres: 12.1
 Alternative Education School: No Existing Acres: 11.66

ADJUSTED GRANT DATA

Modernization Grant - Under 50 Yrs	\$ 1,101,000.00
Fire Detection Alarm	35,750.00
Prevailing Wage Monitoring	1,755.00
Accessibility/Fire Code Req.	33,030.00
Total State Share (60%)	1,171,535.00
District Share (40%)	781,023.00
Total Project Cost	\$ 1,952,558.00

PROJECT FINANCING

<u>State Share</u>	
This Project	\$ 1,171,535.00
<u>District Share</u>	
Cash Contribution	781,023.00
Financial Hardship	
Total Project Cost	\$ 1,952,558.00

HISTORY OF PROJECT COST AND APPORTIONMENT

	Fund Code	Proposition	Previously Authorized	Authorized This Action	State Apportionment This Action
<u>State Share</u>					
Modernization/Additional Grant	951-570	51	\$ 1,171,535.00	\$ (1,171,535.00)	
Modernization/Additional Grant	051-570	51		1,171,535.00	\$ 1,171,535.00
<u>District Share</u>					
Cash Contribution			781,023.00		
Total			\$ 1,952,558.00	\$ 0.00	\$ 1,171,535.00

Funding Source: Proposition 51 Bonds/2016-Nov.

Pursuant to the Board's action on April 24, 2019, the District is required to submit a complete Fund Release Authorization (Form SAB 50-05) on or before July 23, 2019; otherwise, the apportionment will be rescinded without further Board action and will receive a new Unfunded Approval date of July 23, 2019.

The Form SAB 50-05 submittal must contain an original signature from a designated District or Charter School Representative, depending on the Applicant, and must be physically received by the Office of Public School Construction at 707 Third Street, West Sacramento, CA 95605 prior to the close of business on July 23, 2019.

The District shall ensure that it is in compliance with all applicable laws, regulations and certifications it made on the program forms.

Based on the Board's action on June 5, 2017, this project is subject to the Grant Agreement submittal pursuant to School Facility Program Regulation Section 1859.90.4.

The District is responsible for ensuring that the project is compliant with Prevailing Wage Monitoring and/or Labor Compliance Program requirements at the time construction contracts are executed and/or construction commenced.

SCHOOL DISTRICT DATA

Application No: 57/75523-00-014 County: Tulare
 School District: Porterville Unified School Name: Roche Elem.

PROJECT DATA

Type of Project: Elementary School Application Filing Basis: Site Specific
 Pupils Assigned Under 50 Yrs: K-6: 50
 7-8:
 9-12:
 Non-Severe:
 Severe:
 Financial Hardship Requested: No Recommended Acres: 6.9
 Alternative Education School: No Existing Acres: 4.65

ADJUSTED GRANT DATA

Modernization Grant - Under 50 Yrs	\$ 220,200.00
Fire Detection Alarm	7,150.00
Prevailing Wage Monitoring	391.00
Small Size Project	26,424.00
Accessibility/Fire Code Req.	6,606.00
Total State Share (60%)	260,771.00
District Share (40%)	173,847.00
Total Project Cost	\$ 434,618.00

PROJECT FINANCING

<u>State Share</u>	
This Project	\$ 260,771.00
<u>District Share</u>	
Cash Contribution	173,847.00
Financial Hardship	
Total Project Cost	\$ 434,618.00

HISTORY OF PROJECT COST AND APPORTIONMENT

	Fund Code	Proposition	Previously Authorized	Authorized This Action	State Apportionment This Action
<u>State Share</u>					
Modernization/Additional Grant	951-570	51	\$ 260,771.00	\$ (260,771.00)	
Modernization/Additional Grant	051-570	51		260,771.00	\$ 260,771.00
<u>District Share</u>					
Cash Contribution				173,847.00	
Total			\$ 260,771.00	\$ 173,847.00	\$ 260,771.00

Funding Source: Proposition 51 Bonds/2016-Nov.

Pursuant to the Board's action on April 24, 2019, the District is required to submit a complete Fund Release Authorization (Form SAB 50-05) on or before July 23, 2019; otherwise, the apportionment will be rescinded without further Board action and will receive a new Unfunded Approval date of July 23, 2019.

The Form SAB 50-05 submittal must contain an original signature from a designated District or Charter School Representative, depending on the Applicant, and must be physically received by the Office of Public School Construction at 707 Third Street, West Sacramento, CA 95605 prior to the close of business on July 23, 2019.

The District shall ensure that it is in compliance with all applicable laws, regulations and certifications it made on the program forms.

Based on the Board's action on June 5, 2017, this project is subject to the Grant Agreement submittal pursuant to School Facility Program Regulation Section 1859.90.4.

The District is responsible for ensuring that the project is compliant with Prevailing Wage Monitoring and/or Labor Compliance Program requirements at the time construction contracts are executed and/or construction commenced.

SCHOOL DISTRICT DATA

Application No: 57/64931-00-006 County: Los Angeles
 School District: Rosemead Elementary School Name: Janson (Mildred B.) Elementary

PROJECT DATA

Type of Project: Elementary School Application Filing Basis: Site Specific
 Pupils Assigned Under 50 Yrs: K-6: 34
 7-8:
 9-12:
 Non-Severe:
 Severe:
 Financial Hardship Requested: No Recommended Acres: 10.2
 Alternative Education School: No Existing Acres: 6.26

ADJUSTED GRANT DATA

Modernization Grant - Under 50 Yrs	\$ 149,736.00
Project Assistance	3,772.00
Fire Detection Alarm	4,862.00
Small Size Project	17,968.00
Accessibility/Fire Code Req.	4,492.00
Total State Share (60%)	180,830.00
District Share (40%)	120,553.00
Total Project Cost	\$ 301,383.00

PROJECT FINANCING

<u>State Share</u>	
This Project	\$ 180,830.00
<u>District Share</u>	
Cash Contribution	120,553.00
Financial Hardship	
Total Project Cost	\$ 301,383.00

HISTORY OF PROJECT COST AND APPORTIONMENT

	Fund Code	Proposition	Previously Authorized	Authorized This Action	State Apportionment This Action
<u>State Share</u>					
Modernization/Additional Grant	951-570	51	\$ 180,830.00	\$ (180,830.00)	
Modernization/Additional Grant	051-570	51		180,830.00	\$ 180,830.00
<u>District Share</u>					
Cash Contribution				120,553.00	
Total			\$ 180,830.00	\$ 120,553.00	\$ 180,830.00

Funding Source: Proposition 51 Bonds/2016-Nov.

Pursuant to the Board's action on April 24, 2019, the District is required to submit a complete Fund Release Authorization (Form SAB 50-05) on or before July 23, 2019; otherwise, the apportionment will be rescinded without further Board action and will receive a new Unfunded Approval date of July 23, 2019.

The Form SAB 50-05 submittal must contain an original signature from a designated District or Charter School Representative, depending on the Applicant, and must be physically received by the Office of Public School Construction at 707 Third Street, West Sacramento, CA 95605 prior to the close of business on July 23, 2019.

The District shall ensure that it is in compliance with all applicable laws, regulations and certifications it made on the program forms.

Based on the Board's action on June 5, 2017, this project is subject to the Grant Agreement submittal pursuant to School Facility Program Regulation Section 1859.90.4.

The District is responsible for ensuring that the project is compliant with Prevailing Wage Monitoring and/or Labor Compliance Program requirements at the time construction contracts are executed and/or construction commenced.

SCHOOL DISTRICT DATA

Application No: 57/64931-00-009	County: Los Angeles
School District: Rosemead Elementary	School Name: Savannah Elementary

PROJECT DATA

Type of Project: Elementary School	Application Filing Basis: Site Specific
Pupils Assigned Under 50 Yrs:	Pupils Assigned Over 50 Yrs:
K-6: 0	K-6: 12
7-8:	7-8:
9-12:	9-12:
Non-Severe: 6	Non-Severe: 3
Severe:	Severe:
Financial Hardship Requested: No	Recommended Acres: 9.9
Alternative Education School: No	Existing Acres: 5.84

ADJUSTED GRANT DATA

Modernization Grant - Under 50 Yrs	\$ 56,346.00
Modernization Grant - Over 50 Yrs	112,551.00
Project Assistance	3,772.00
Fire Detection Alarm	4,092.00
Small Size Project	20,268.00
Urban/Security/Impacted Site	29,005.00
Accessibility/Fire Code Req.	5,067.00
Total State Share (60%)	231,101.00
District Share (40%)	154,067.00
Total Project Cost	\$ 385,168.00

PROJECT FINANCING

<u>State Share</u>	
This Project	\$ 231,101.00
<u>District Share</u>	
Cash Contribution	154,067.00
Financial Hardship	
Total Project Cost	\$ 385,168.00

HISTORY OF PROJECT COST AND APPORTIONMENT

	Fund Code	Proposition	Previously Authorized	Authorized This Action	State Apportionment This Action
<u>State Share</u>					
Modernization/Additional Grant	951-570	51	\$ 231,101.00	\$ (231,101.00)	
Modernization/Additional Grant	051-570	51		231,101.00	\$ 231,101.00
<u>District Share</u>					
Cash Contribution				154,067.00	
Total			\$ 231,101.00	\$ 154,067.00	\$ 231,101.00

Funding Source: Proposition 51 Bonds/2016-Nov.

Pursuant to the Board's action on April 24, 2019, the District is required to submit a complete Fund Release Authorization (Form SAB 50-05) on or before July 23, 2019; otherwise, the apportionment will be rescinded without further Board action and will receive a new Unfunded Approval date of July 23, 2019.

The Form SAB 50-05 submittal must contain an original signature from a designated District or Charter School Representative, depending on the Applicant, and must be physically received by the Office of Public School Construction at 707 Third Street, West Sacramento, CA 95605 prior to the close of business on July 23, 2019.

The District shall ensure that it is in compliance with all applicable laws, regulations and certifications it made on the program forms.

Based on the Board's action on June 5, 2017, this project is subject to the Grant Agreement submittal pursuant to School Facility Program Regulation Section 1859.90.4.

The District is responsible for ensuring that the project is compliant with Prevailing Wage Monitoring and/or Labor Compliance Program requirements at the time construction contracts are executed and/or construction commenced.

SCHOOL DISTRICT DATA

Application No: 57/68478-00-049 County: San Francisco
 School District: San Francisco Unified School Name: Yick Wo Elementary

PROJECT DATA

Type of Project: Elementary School Application Filing Basis: Site Specific
 Pupils Assigned Under 50 Yrs: K-6: 251
 7-8:
 9-12:
 Non-Severe: 12
 Severe: 11
 Financial Hardship Requested: No Recommended Acres: 5.4
 Alternative Education School: No Existing Acres: 0.7

ADJUSTED GRANT DATA

Modernization Grant - Under 50 Yrs	\$ 1,372,503.00
Fire Detection Alarm	43,395.00
Prevailing Wage Monitoring	2,817.00
Urban/Security/Impacted Site	420,686.00
Accessibility/Fire Code Req.	41,175.00
Total State Share (60%)	1,880,576.00
District Share (40%)	1,253,717.00
Total Project Cost	\$ 3,134,293.00

PROJECT FINANCING

<u>State Share</u>	
This Project	\$ 1,880,576.00
<u>District Share</u>	
Cash Contribution	1,253,717.00
Financial Hardship	
Total Project Cost	\$ 3,134,293.00

HISTORY OF PROJECT COST AND APPORTIONMENT

	Fund Code	Proposition	Previously Authorized	Authorized This Action	State Apportionment This Action
<u>State Share</u>					
Modernization/Additional Grant	951-570	51	\$ 1,880,576.00	\$ (1,880,576.00)	
Modernization/Additional Grant	051-570	51		1,880,576.00	\$ 1,880,576.00
<u>District Share</u>					
Cash Contribution				1,253,717.00	
Total			\$ 1,880,576.00	\$ 1,253,717.00	\$ 1,880,576.00

Funding Source: Proposition 51 Bonds/2016-Nov.

Pursuant to the Board's action on April 24, 2019, the District is required to submit a complete Fund Release Authorization (Form SAB 50-05) on or before July 23, 2019; otherwise, the apportionment will be rescinded without further Board action and will receive a new Unfunded Approval date of July 23, 2019.

The District shall ensure that it is in compliance with all applicable laws, regulations and certifications it made on the program forms.

Based on the Board's action on June 5, 2017, this project is subject to the Grant Agreement submittal pursuant to School Facility Program Regulation Section 1859.90.4.

The Form SAB 50-05 submittal must contain an original signature from a designated District or Charter School Representative, depending on the Applicant, and must be physically received by the Office of Public School Construction at 707 Third Street, West Sacramento, CA 95605 prior to the close of business on July 23, 2019.

The District is responsible for ensuring that the project is compliant with Prevailing Wage Monitoring and/or Labor Compliance Program requirements at the time construction contracts are executed and/or construction commenced.

SCHOOL DISTRICT DATA

Application No: 57/76786-00-006 County: Santa Barbara
 School District: Santa Barbara Unified School Name: Adams Elementary

PROJECT DATA

Type of Project:	Elementary School	Application Filing Basis:	Site Specific
Pupils Assigned Under 50 Yrs:	K-6: 22	Pupils Assigned Over 50 Yrs:	K-6: 30
	7-8:		7-8:
	9-12:		9-12:
Non-Severe:		Non-Severe:	
Severe:	2	Severe:	3
Financial Hardship Requested:	No	Recommended Acres:	9.8
Alternative Education School:	No	Existing Acres:	8.15

ADJUSTED GRANT DATA

Modernization Grant - Under 50 Yrs	\$ 124,962.00
Modernization Grant - Over 50 Yrs	242,076.00
Fire Detection Alarm	9,406.00
Prevailing Wage Monitoring	647.00
Small Size Project	44,045.00
Accessibility/Fire Code Req.	11,011.00
Total State Share (60%)	432,147.00
District Share (40%)	288,098.00
Total Project Cost	<u>\$ 720,245.00</u>

PROJECT FINANCING

<u>State Share</u>	
This Project	\$ 432,147.00
<u>District Share</u>	
Cash Contribution	288,098.00
Financial Hardship	
Total Project Cost	<u>\$ 720,245.00</u>

HISTORY OF PROJECT COST AND APPORTIONMENT

	Fund Code	Proposition	Previously Authorized	Authorized This Action	State Apportionment This Action
<u>State Share</u>					
Modernization/Additional Grant	951-570	51	\$ 432,147.00	\$ (432,147.00)	
Modernization/Additional Grant	051-570	51		432,147.00	\$ 432,147.00
<u>District Share</u>					
Cash Contribution				288,098.00	
Total			<u>\$ 432,147.00</u>	<u>\$ 288,098.00</u>	<u>\$ 432,147.00</u>

Funding Source: Proposition 51 Bonds/2016-Nov.

Pursuant to the Board's action on April 24, 2019, the District is required to submit a complete Fund Release Authorization (Form SAB 50-05) on or before July 23, 2019; otherwise, the apportionment will be rescinded without further Board action and will receive a new Unfunded Approval date of July 23, 2019.

The Form SAB 50-05 submittal must contain an original signature from a designated District or Charter School Representative, depending on the Applicant, and must be physically received by the Office of Public School Construction at 707 Third Street, West Sacramento, CA 95605 prior to the close of business on July 23, 2019.

The District shall ensure that it is in compliance with all applicable laws, regulations and certifications it made on the program forms.

Based on the Board's action on June 5, 2017, this project is subject to the Grant Agreement submittal pursuant to School Facility Program Regulation Section 1859.90.4.

The District is responsible for ensuring that the project is compliant with Prevailing Wage Monitoring and/or Labor Compliance Program requirements at the time construction contracts are executed and/or construction commenced.

SCHOOL DISTRICT DATA

Application No: 50/10215-00-001	County: Marin
School District: Marin County Office Of Education	School Name: Marin County Community School

PROJECT DATA

Type of Project:	High School
K-6:	
7-8:	
9-12:	81
Non-Severe:	
Severe:	
Application Filing Basis:	District Wide
Number of Classrooms:	3
Master Acres:	2.2
Existing Acres:	1.25
Proposed Acres:	
Recommended Acres:	2.2
Facility Hardship (a):	No
Financial Hardship Requested:	No
Alternative Education School:	Yes
Addition to Existing Site:	Yes

ADJUSTED GRANT DATA

New Construction Grant	\$	1,260,927.00
Project Assistance		7,074.00
Fire Detection Alarm		2,511.00
Prevailing Wage Monitoring		1,917.00
Service Site		66,316.00
Utilities		45,725.00
Small Size Project		151,311.00
Total State Share (50%)		1,535,781.00
District Share (50%)		1,535,781.00
Total Project Cost	\$	3,071,562.00

PROJECT FINANCING

<u>State Share</u>		
This Project	\$	1,535,781.00
<u>District Share</u>		
Cash Contribution		1,535,781.00
Financial Hardship		
Total Project Cost	\$	3,071,562.00

HISTORY OF PROJECT COST AND APPORTIONMENT

	Fund Code	Proposition	Previously Authorized	Authorized This Action	State Apportionment This Action
<u>State Share</u>					
New Construction/Add. Grant	951-500	51	\$ 1,535,781.00	\$ (1,535,781.00)	
New Construction/Add. Grant	051-500	51		1,535,781.00	\$ 1,535,781.00
<u>District Share</u>					
Cash Contribution				1,535,781.00	
Total			\$ 1,535,781.00	\$ 1,535,781.00	\$ 1,535,781.00

Funding Source: Proposition 51 Bonds/2016-Nov.

Pursuant to the Board's action on April 24, 2019, the District is required to submit a complete Fund Release Authorization (Form SAB 50-05) on or before July 23, 2019; otherwise, the apportionment will be rescinded without further Board action and will receive a new Unfunded Approval date of July 23, 2019.

The Form SAB 50-05 submittal must contain an original signature from a designated District or Charter School Representative, depending on the Applicant, and must be physically received by the Office of Public School Construction at 707 Third Street, West Sacramento, CA 95605 prior to the close of business on July 23, 2019.

The District shall ensure that it is in compliance with all applicable laws, regulations and certifications it made on the program forms.

Based on the Board's action on June 5, 2017, this project is subject to the Grant Agreement submittal pursuant to School Facility Program Regulation Section 1859.90.4.

The District is responsible for ensuring that the project is compliant with Prevailing Wage Monitoring and/or Labor Compliance Program requirements at the time construction contracts are executed and/or construction commenced.

SCHOOL DISTRICT DATA

Application No: 50/63321-00-028	County: Kern
School District: Bakersfield City Elementary	School Name: Dr. Douglas K. Fletcher Elementary

PROJECT DATA

Type of Project: Elementary School

K-6: 70

7-8:

9-12:

Non-Severe:

Severe:

Application Filing Basis: District Wide

Number of Classrooms: 4

Master Acres: 15.9

Existing Acres: 14.11

Proposed Acres:

Recommended Acres: 14.6

Facility Hardship (a): No

Financial Hardship Requested: No

Alternative Education School: No

Addition to Existing Site: Yes

ADJUSTED GRANT DATA

New Construction Grant	\$	809,690.00
Fire Detection Alarm		980.00
Sprinkler System		13,580.00
Prevailing Wage Monitoring		1,173.00
Service Site		17,060.00
Small Size Project		97,163.00
Total State Share (50%)		939,646.00
District Share (50%)		939,646.00
Total Project Cost	\$	1,879,292.00

PROJECT FINANCING

State Share

This Project **\$** 939,646.00

District Share

Cash Contribution 939,646.00

Financial Hardship

Total Project Cost **\$** 1,879,292.00

HISTORY OF PROJECT COST AND APPORTIONMENT

	Fund Code	Proposition	Previously Authorized	Authorized This Action	State Apportionment This Action
<u>State Share</u>					
New Construction/Add. Grant	951-500	51	\$ 939,646.00	\$ (939,646.00)	
New Construction/Add. Grant	051-500	51		939,646.00	\$ 939,646.00
<u>District Share</u>					
Cash Contribution			939,646.00		
Total			\$ 1,879,292.00	\$ 0.00	\$ 939,646.00

Funding Source: Proposition 51 Bonds/2016-Nov.

Pursuant to the Board's action on April 24, 2019, the District is required to submit a complete Fund Release Authorization (Form SAB 50-05) on or before July 23, 2019; otherwise, the apportionment will be rescinded without further Board action and will receive a new Unfunded Approval date of July 23, 2019.

The Form SAB 50-05 submittal must contain an original signature from a designated District or Charter School Representative, depending on the Applicant, and must be physically received by the Office of Public School Construction at 707 Third Street, West Sacramento, CA 95605 prior to the close of business on July 23, 2019.

The District shall ensure that it is in compliance with all applicable laws, regulations and certifications it made on the program forms.

Based on the Board's action on June 5, 2017, this project is subject to the Grant Agreement submittal pursuant to School Facility Program Regulation Section 1859.90.4.

The District is responsible for ensuring that the project is compliant with Prevailing Wage Monitoring and/or Labor Compliance Program requirements at the time construction contracts are executed and/or construction commenced.

SCHOOL DISTRICT DATA

Application No: 50/63321-00-029	County: Kern
School District: Bakersfield City Elementary	School Name: Sequoia Middle

PROJECT DATA

Type of Project:	Middle School
K-6:	
7-8:	163
9-12:	
Non-Severe:	
Severe:	
Application Filing Basis:	District Wide
Number of Classrooms:	10
Master Acres:	21.9
Existing Acres:	9.8
Proposed Acres:	
Recommended Acres:	21.9
Facility Hardship (a):	No
Financial Hardship Requested:	No
Alternative Education School:	No
Addition to Existing Site:	Yes

ADJUSTED GRANT DATA

New Construction Grant	\$	1,994,142.00
Fire Detection Alarm		3,097.00
Prevailing Wage Monitoring		2,497.00
Total State Share (50%)		1,999,736.00
District Share (50%)		1,999,736.00
Total Project Cost	\$	3,999,472.00

PROJECT FINANCING

<u>State Share</u>	
This Project	\$ 1,999,736.00
<u>District Share</u>	
Cash Contribution	1,999,736.00
Financial Hardship	
Total Project Cost	\$ 3,999,472.00

HISTORY OF PROJECT COST AND APPORTIONMENT

	Fund Code	Proposition	Previously Authorized	Authorized This Action		State Apportionment This Action
<u>State Share</u>						
New Construction/Add. Grant	951-500	51	\$ 1,999,736.00	\$ (1,999,736.00)	\$	
New Construction/Add. Grant	051-500	51		1,999,736.00		1,999,736.00
<u>District Share</u>						
Cash Contribution			1,999,736.00			
Total			\$ 3,999,472.00	\$ 0.00	\$	1,999,736.00

Funding Source: Proposition 51 Bonds/2016-Nov.

Pursuant to the Board's action on April 24, 2019, the District is required to submit a complete Fund Release Authorization (Form SAB 50-05) on or before July 23, 2019; otherwise, the apportionment will be rescinded without further Board action and will receive a new Unfunded Approval date of July 23, 2019.

The Form SAB 50-05 submittal must contain an original signature from a designated District or Charter School Representative, depending on the Applicant, and must be physically received by the Office of Public School Construction at 707 Third Street, West Sacramento, CA 95605 prior to the close of business on July 23, 2019.

The District shall ensure that it is in compliance with all applicable laws, regulations and certifications it made on the program forms.

Based on the Board's action on June 5, 2017, this project is subject to the Grant Agreement submittal pursuant to School Facility Program Regulation Section 1859.90.4.

The District is responsible for ensuring that the project is compliant with Prevailing Wage Monitoring and/or Labor Compliance Program requirements at the time construction contracts are executed and/or construction commenced.

SCHOOL DISTRICT DATA

Application No: 50/62265-00-010	County: Fresno
School District: Kings Canyon Joint Unified	School Name: Alta Elementary

PROJECT DATA

Type of Project: Elementary School

K-6: 24

7-8:

9-12:

Non-Severe:

Severe:

Application Filing Basis: District Wide

Number of Classrooms:

Master Acres: 10.2

Existing Acres: 9.83

Proposed Acres:

Recommended Acres: 7.3

Facility Hardship (a): No

Financial Hardship Requested: No

Alternative Education School: No

Addition to Existing Site: Yes

ADJUSTED GRANT DATA

New Construction Grant	\$	277,608.00
Fire Detection Alarm		336.00
Prevailing Wage Monitoring		737.00
Service Site		272,937.00
Utilities		5,173.00
Small Size Project		33,313.00
Total State Share (50%)		590,104.00
District Share (50%)		590,104.00
Total Project Cost	\$	1,180,208.00

PROJECT FINANCING

State Share

This Project \$ 590,104.00

District Share

Cash Contribution 590,104.00

Financial Hardship

Total Project Cost \$ 1,180,208.00

HISTORY OF PROJECT COST AND APPORTIONMENT

	Fund Code	Proposition	Previously Authorized	Authorized This Action	State Apportionment This Action
<u>State Share</u>					
New Construction/Add. Grant	951-500	51	\$ 590,104.00	\$ (590,104.00)	
New Construction/Add. Grant	051-500	51		590,104.00	\$ 590,104.00
<u>District Share</u>					
Cash Contribution			590,104.00		
Total			<u>\$ 1,180,208.00</u>	<u>\$ 0.00</u>	<u>\$ 590,104.00</u>

Funding Source: Proposition 51 Bonds/2016-Nov.

Pursuant to the Board's action on April 24, 2019, the District is required to submit a complete Fund Release Authorization (Form SAB 50-05) on or before July 23, 2019; otherwise, the apportionment will be rescinded without further Board action and will receive a new Unfunded Approval date of July 23, 2019.

The Form SAB 50-05 submittal must contain an original signature from a designated District or Charter School Representative, depending on the Applicant, and must be physically received by the Office of Public School Construction at 707 Third Street, West Sacramento, CA 95605 prior to the close of business on July 23, 2019.

The District shall ensure that it is in compliance with all applicable laws, regulations and certifications it made on the program forms.

This project is a Use of Grants under Regulation Section 1859.77.3(a).

Based on the Board's action on June 5, 2017, this project is subject to the Grant Agreement submittal pursuant to School Facility Program Regulation Section 1859.90.4.

The District is responsible for ensuring that the project is compliant with Prevailing Wage Monitoring and/or Labor Compliance Program requirements at the time construction contracts are executed and/or construction commenced.

SCHOOL DISTRICT DATA

Application No: 50/69062-01-008
School District: Sequoia Union High
High School Attendance Area: Carlmont, Menlo, Sequoia, Redwood

County: San Mateo
School Name: East Palo Alto Academy (Myrtle)

PROJECT DATA

Type of Project: High School
K-6:
7-8:
9-12: 273
Non-Severe:
Severe:
Application Filing Basis: High School Attendance Area
Number of Classrooms: 11
Master Acres: 9.3
Existing Acres: 1.8
Proposed Acres: 0.89
Recommended Acres: 13.4
Facility Hardship (a): No
Financial Hardship Requested: No
Alternative Education School: Yes
Addition to Existing Site: Yes

ADJUSTED GRANT DATA

New Construction Grant	\$	4,249,791.00
Fire Detection Alarm		8,463.00
Sprinkler System		65,520.00
Prevailing Wage Monitoring		11,072.00
Multi-Level Constr.	11Crs.	509,975.00
Site Acquisition		715,624.00
Service Site		437,536.00
Off-Site		31,968.00
Utilities		26,356.00
General Site		198,022.00
Urban/Security/Impacted Site		2,614,616.00
Total State Share (50%)		8,868,943.00
District Share (50%)		8,868,943.00
Total Project Cost	\$	17,737,886.00

PROJECT FINANCING

State Share		
This Project	\$	8,868,943.00
District Share		
Cash Contribution		8,868,943.00
Financial Hardship		
Total Project Cost	\$	17,737,886.00

HISTORY OF PROJECT COST AND APPORTIONMENT

	Fund Code	Proposition	Previously Authorized	Authorized This Action	State Apportionment This Action
State Share					
New Construction/Add. Grant	951-500	51	\$ 8,868,943.00	\$ (8,868,943.00)	
New Construction/Add. Grant	051-500	51		8,868,943.00	\$ 8,868,943.00
District Share					
Cash Contribution			8,868,943.00		
Total			\$ 17,737,886.00	\$ 0.00	\$ 8,868,943.00

Funding Source: Proposition 51 Bonds/2016-Nov.

Pursuant to the Board's action on April 24, 2019, the District is required to submit a complete Fund Release Authorization (Form SAB 50-05) on or before July 23, 2019; otherwise, the apportionment will be rescinded without further Board action and will receive a new Unfunded Approval date of July 23, 2019.

The Form SAB 50-05 submittal must contain an original signature from a designated District or Charter School Representative, depending on the Applicant, and must be physically received by the Office of Public School Construction at 707 Third Street, West Sacramento, CA 95605 prior to the close of business on July 23, 2019.

The District shall ensure that it is in compliance with all applicable laws, regulations and certifications it made on the program forms.

Based on the Board's action on June 5, 2017, this project is subject to the Grant Agreement submittal pursuant to School Facility Program Regulation Section 1859.90.4.

The District is responsible for ensuring that the project is compliant with Prevailing Wage Monitoring and/or Labor Compliance Program requirements at the time construction contracts are executed and/or construction commenced.

SCHOOL DISTRICT DATA

Application No: 50/61804-02-008 County: Contra Costa
 School District: San Ramon Valley Unified School Name: Gale Ranch Middle
 High School Attendance Area: Monte Vista

PROJECT DATA

ADJUSTED GRANT DATA

Type of Project: Middle School
 K-6:
 7-8: 30
 9-12:
 Non-Severe:
 Severe:

New Construction Grant	\$	367,020.00
Prevailing Wage Monitoring		459.00
Total State Share (50%)		367,479.00
District Share (50%)		367,479.00
Total Project Cost	\$	734,958.00

Application Filing Basis: High School Attendance Area
 Number of Classrooms: 3
 Master Acres: 20
 Existing Acres: 15
 Proposed Acres:
 Recommended Acres: 18.1
 Facility Hardship (a): No
 Financial Hardship Requested: No
 Alternative Education School: No
 Addition to Existing Site: Yes

PROJECT FINANCING

State Share
 This Project \$ 367,479.00
District Share
 Cash Contribution 367,479.00
 Financial Hardship
 Total Project Cost \$ 734,958.00

HISTORY OF PROJECT COST AND APPORTIONMENT

	Fund Code	Proposition	Previously Authorized	Authorized This Action	State Apportionment This Action
<u>State Share</u>					
New Construction/Add. Grant	955-500	55	\$ 367,479.00	\$ (367,479.00)	
New Construction/Add. Grant	055-500	55		367,479.00	\$ 367,479.00
<u>District Share</u>					
Cash Contribution			367,479.00		
Total			\$ 734,958.00	\$ 0.00	\$ 367,479.00

Funding Source: Proposition 55 Bonds/2004-Mar.

Pursuant to the Board's action on April 24, 2019, the District is required to submit a complete Fund Release Authorization (Form SAB 50-05) on or before July 23, 2019; otherwise, the apportionment will be rescinded without further Board action and will receive a new Unfunded Approval date of July 23, 2019.

The Form SAB 50-05 submittal must contain an original signature from a designated District Representative and must be physically received by the Office of Public School Construction at 707 Third Street, West Sacramento, CA 95605 prior to the close of business on July 23, 2019.

The District shall ensure that it is in compliance with all applicable laws, regulations and certifications it made on the program forms.

Based on the Board's action on June 5, 2017, this project is subject to the Grant Agreement submittal pursuant to School Facility Program Regulation Section 1859.90.4.

The District is responsible for ensuring that the project is compliant with Prevailing Wage Monitoring and/or Labor Compliance Program requirements at the time construction contracts are executed and/or construction commenced.

SCHOOL DISTRICT DATA

Application No: 50/61804-02-009	County: Contra Costa
School District: San Ramon Valley Unified	School Name: Dougherty Valley High
High School Attendance Area: Monte Vista	

PROJECT DATA

Type of Project:	High School
K-6:	
7-8:	
9-12:	100
Non-Severe:	
Severe:	
Application Filing Basis:	High School Attendance Area
Number of Classrooms:	12
Master Acres:	70.5
Existing Acres:	45.38
Proposed Acres:	
Recommended Acres:	63.3
Facility Hardship (a):	No
Financial Hardship Requested:	No
Alternative Education School:	No
Addition to Existing Site:	Yes

ADJUSTED GRANT DATA

New Construction Grant	\$	1,556,700.00
Prevailing Wage Monitoring		1,946.00
Total State Share (50%)		1,558,646.00
District Share (50%)		1,558,646.00
Total Project Cost	\$	<u>3,117,292.00</u>

PROJECT FINANCING

State Share		
This Project	\$	1,558,646.00
District Share		
Cash Contribution		1,558,646.00
Financial Hardship		
Total Project Cost	\$	<u>3,117,292.00</u>

HISTORY OF PROJECT COST AND APPORTIONMENT

	Fund Code	Proposition	Previously Authorized	Authorized This Action	State Apportionment This Action
State Share					
New Construction/Add. Grant	955-500	55	\$ 1,558,646.00	\$ (1,558,646.00)	
New Construction/Add. Grant	055-500	55		1,558,646.00	\$ 1,558,646.00
District Share					
Cash Contribution			1,558,646.00		
Total			\$ 3,117,292.00	\$ 0.00	\$ 1,558,646.00

Funding Source: Proposition 55 Bonds/2004-Mar.

Pursuant to the Board's action on April 24, 2019, the District is required to submit a complete Fund Release Authorization (Form SAB 50-05) on or before July 23, 2019; otherwise, the apportionment will be rescinded without further Board action and will receive a new Unfunded Approval date of July 23, 2019.

The Form SAB 50-05 submittal must contain an original signature from a designated District Representative and must be physically received by the Office of Public School Construction at 707 Third Street, West Sacramento, CA 95605 prior to the close of business on July 23, 2019.

The District shall ensure that it is in compliance with all applicable laws, regulations and certifications it made on the program forms.

Based on the Board's action on June 5, 2017, this project is subject to the Grant Agreement submittal pursuant to School Facility Program Regulation Section 1859.90.4.

The District is responsible for ensuring that the project is compliant with Prevailing Wage Monitoring and/or Labor Compliance Program requirements at the time construction contracts are executed and/or construction commenced.

SCHOOL DISTRICT DATA

Application No: 57/62810-00-004 County: Humboldt
 School District: Fortuna Union High School Name: East High (Cont)

PROJECT DATA

Type of Project: High School Application Filing Basis: Site Specific
 Pupils Assigned Under 50 Yrs: K-6:
 7-8:
 9-12: 95
 Non-Severe:
 Severe:
 Financial Hardship Requested: No Recommended Acres: 2.2
 Alternative Education School: No Existing Acres: 1

ADJUSTED GRANT DATA

Modernization Grant - Under 50 Yrs	\$ 579,405.00
Project Assistance	3,772.00
Fire Detection Alarm	13,585.00
Prevailing Wage Monitoring	1,219.00
Small Size Project	69,529.00
Urban/Security/Impacted Site	128,674.00
Accessibility/Fire Code Req.	17,382.00
Total State Share (60%)	813,566.00
District Share (40%)	542,377.00
Total Project Cost	<u>\$ 1,355,943.00</u>

PROJECT FINANCING

<u>State Share</u>	
This Project	\$ 813,566.00
<u>District Share</u>	
Cash Contribution	542,377.00
Financial Hardship	
Total Project Cost	<u>\$ 1,355,943.00</u>

HISTORY OF PROJECT COST AND APPORTIONMENT

	Fund Code	Proposition	Previously Authorized	Authorized This Action	State Apportionment This Action
<u>State Share</u>					
Modernization/Additional Grant	951-570	51	\$ 813,566.00	\$ (813,566.00)	
Modernization/Additional Grant	051-570	51		813,566.00	\$ 813,566.00
<u>District Share</u>					
Cash Contribution			542,377.00		
Total			<u>\$ 1,355,943.00</u>	<u>\$ 0.00</u>	<u>\$ 813,566.00</u>

Funding Source: Proposition 51 Bonds/2016-Nov.

Pursuant to the Board's action on April 24, 2019, the District is required to submit a complete Fund Release Authorization (Form SAB 50-05) on or before July 23, 2019; otherwise, the apportionment will be rescinded without further Board action and will receive a new Unfunded Approval date of July 23, 2019.

The Form SAB 50-05 submittal must contain an original signature from a designated District or Charter School Representative, depending on the Applicant, and must be physically received by the Office of Public School Construction at 707 Third Street, West Sacramento, CA 95605 prior to the close of business on July 23, 2019.

The District shall ensure that it is in compliance with all applicable laws, regulations and certifications it made on the program forms.

Based on the Board's action on June 5, 2017, this project is subject to the Grant Agreement submittal pursuant to School Facility Program Regulation Section 1859.90.4.

The District is responsible for ensuring that the project is compliant with Prevailing Wage Monitoring and/or Labor Compliance Program requirements at the time construction contracts are executed and/or construction commenced.

SCHOOL DISTRICT DATA

Application No: 57/68841-00-003 School District: Templeton Unified	County: San Luis Obispo School Name: Templeton Middle
---	--

PROJECT DATA

Type of Project: Middle School Pupils Assigned Under 50 Yrs: K-6: 7-8: 189 9-12: Non-Severe: Severe:	Application Filing Basis: Site Specific Financial Hardship Requested: No Alternative Education School: No	Recommended Acres: 10.7 Existing Acres: 9.6
---	--	--

ADJUSTED GRANT DATA

Modernization Grant - Under 50 Yrs	\$ 880,362.00
Project Assistance	3,772.00
Fire Detection Alarm	27,027.00
Prevailing Wage Monitoring	1,459.00
Small Size Project	35,214.00
Accessibility/Fire Code Req.	26,411.00
Total State Share (60%)	974,245.00
District Share (40%)	649,497.00
Total Project Cost	\$ 1,623,742.00

PROJECT FINANCING

State Share	
This Project	\$ 974,245.00
District Share	
Cash Contribution	649,497.00
Financial Hardship	
Total Project Cost	\$ 1,623,742.00

HISTORY OF PROJECT COST AND APPORTIONMENT

	Fund Code	Proposition		Previously Authorized	Authorized This Action	State Apportionment This Action
State Share						
Modernization/Additional Grant	951-570	51	\$	974,245.00	\$ (974,245.00)	
Modernization/Additional Grant	051-570	51			974,245.00	\$ 974,245.00
District Share						
Cash Contribution				649,497.00		
Total				\$ 1,623,742.00	\$ 0.00	\$ 974,245.00

Funding Source: Proposition 51 Bonds/2016-Nov.

Pursuant to the Board's action on April 24, 2019, the District is required to submit a complete Fund Release Authorization (Form SAB 50-05) on or before July 23, 2019; otherwise, the apportionment will be rescinded without further Board action and will receive a new Unfunded Approval date of July 23, 2019.

The Form SAB 50-05 submittal must contain an original signature from a designated District or Charter School Representative, depending on the Applicant, and must be physically received by the Office of Public School Construction at 707 Third Street, West Sacramento, CA 95605 prior to the close of business on July 23, 2019.

The District shall ensure that it is in compliance with all applicable laws, regulations and certifications it made on the program forms.

Based on the Board's action on June 5, 2017, this project is subject to the Grant Agreement submittal pursuant to School Facility Program Regulation Section 1859.90.4.

The District is responsible for ensuring that the project is compliant with Prevailing Wage Monitoring and/or Labor Compliance Program requirements at the time construction contracts are executed and/or construction commenced.

SCHOOL DISTRICT DATA

Application No: 50/68130-13-006
School District: Grossmont Union High
High School Attendance Area: El Cajon/El Capitan/Santana/Wh

County: San Diego
School Name: Elite Academy

PROJECT DATA

Type of Project: High School
K-6:
7-8:
9-12:
Non-Severe:
Severe: 72
Application Filing Basis: High School Attendance Area
Number of Classrooms: 8
Master Acres: 2.2
Existing Acres: 1.56
Proposed Acres:
Recommended Acres: 2.2
Facility Hardship (a): No
Financial Hardship Requested: No
Alternative Education School: No
Addition to Existing Site: Yes

ADJUSTED GRANT DATA

New Construction Grant	\$ 2,340,216.00
Fire Detection Alarm	4,176.00
Prevailing Wage Monitoring	3,805.00
Service Site	358,114.00
Off-Site	47,103.00
Utilities	13,821.00
Small Size	<u>280,826.00</u>
Total State Share (50%)	3,048,061.00
District Share (50%)	<u>3,048,061.00</u>
Total Project Cost	\$ <u><u>6,096,122.00</u></u>

PROJECT FINANCING

State Share
This Project \$ 3,048,061.00
District Share
Cash Contribution 3,048,061.00
Financial Hardship
Total Project Cost \$ 6,096,122.00

HISTORY OF PROJECT COST AND APPORTIONMENT

	Fund Code	Proposition	Previously Authorized	Authorized This Action	State Apportionment This Action
State Share					
New Construction/Add. Grant	951-500	51	\$ 3,048,061.00	\$ (3,048,061.00)	
New Construction/Add. Grant	051-500	51		3,048,061.00	\$ 3,048,061.00
District Share					
Cash Contribution			<u>3,048,061.00</u>		
Total			\$ <u><u>6,096,122.00</u></u>	\$ <u><u>0.00</u></u>	\$ <u><u>3,048,061.00</u></u>

Funding Source: Proposition 51 Bonds/2016-Nov.

Pursuant to the Board's action on April 24, 2019, the District is required to submit a complete Fund Release Authorization (Form SAB 50-05) on or before July 23, 2019; otherwise, the apportionment will be rescinded without further Board action and will receive a new Unfunded Approval date of July 23, 2019.

The Form SAB 50-05 submittal must contain an original signature from a designated District or Charter School Representative, depending on the Applicant, and must be physically received by the Office of Public School Construction at 707 Third Street, West Sacramento, CA 95605 prior to the close of business on July 23, 2019.

The District shall ensure that it is in compliance with all applicable laws, regulations and certifications it made on the program forms.

Based on the Board's action on June 5, 2017, this project is subject to the Grant Agreement submittal pursuant to School Facility Program Regulation Section 1859.90.4.

The District is responsible for ensuring that the project is compliant with Prevailing Wage Monitoring and/or Labor Compliance Program requirements at the time construction contracts are executed and/or construction commenced.

SCHOOL DISTRICT DATA

Application No: 50/73650-00-020	County: Orange
School District: Irvine Unified	School Name: Irvine High

PROJECT DATA

Type of Project:	High School
K-6:	
7-8:	
9-12:	324
Non-Severe:	
Severe:	
Application Filing Basis:	District Wide
Number of Classrooms:	12
Master Acres:	59.14
Existing Acres:	59.14
Proposed Acres:	
Recommended Acres:	52.7
Facility Hardship (a):	No
Financial Hardship Requested:	No
Alternative Education School:	No
Addition to Existing Site:	Yes

ADJUSTED GRANT DATA

New Construction Grant	\$ 5,043,708.00
Fire Detection Alarm	10,044.00
Service Site	646,692.00
Off-Site	26,058.00
Utilities	107,846.00
Total State Share (50%)	5,834,348.00
District Share (50%)	5,834,348.00
Total Project Cost	\$ 11,668,696.00

PROJECT FINANCING

<u>State Share</u>	
This Project	\$ 5,834,348.00
<u>District Share</u>	
Cash Contribution	5,834,348.00
Financial Hardship	
Total Project Cost	\$ 11,668,696.00

HISTORY OF PROJECT COST AND APPORTIONMENT

	Fund Code	Proposition	Previously Authorized	Authorized This Action	State Apportionment This Action
<u>State Share</u>					
New Construction/Add. Grant	957-500	1D	\$ 5,834,348.00	\$ (5,834,348.00)	
New Construction/Add. Grant	057-500	1D		5,834,348.00	\$ 5,834,348.00
<u>District Share</u>					
Cash Contribution			5,834,348.00		
Total			\$ 11,668,696.00	\$ 0.00	\$ 5,834,348.00

Funding Source: Proposition 1D Bonds/2006-Nov.

Pursuant to the Board's action on April 24, 2019, the District is required to submit a complete Fund Release Authorization (Form SAB 50-05) on or before July 23, 2019; otherwise, the apportionment will be rescinded without further Board action and will receive a new Unfunded Approval date of July 23, 2019.

The Form SAB 50-05 submittal must contain an original signature from a designated District or Charter School Representative, depending on the Applicant, and must be physically received by the Office of Public School Construction at 707 Third Street, West Sacramento, CA 95605 prior to the close of business on July 23, 2019.

The District is responsible for ensuring that the project is compliant with Prevailing Wage Monitoring and/or Labor Compliance Program requirements at the time construction contracts are executed and/or construction commenced.

Based on the Board's action on June 5, 2017, this project is subject to the Grant Agreement submittal pursuant to School Facility Program Regulation Section 1859.90.4.

The District shall ensure that it is in compliance with all applicable laws, regulations and certifications it made on the program forms.

SCHOOL DISTRICT DATA

Application No: 50/62117-00-019	County: Fresno
School District: Clovis Unified	School Name: Clark Intermediate

PROJECT DATA

Type of Project: Middle School

K-6:

7-8: 243

9-12:

Non-Severe:

Severe:

Application Filing Basis: District Wide

Number of Classrooms: 9

Master Acres: 32.8

Existing Acres: 30

Proposed Acres:

Recommended Acres: 31

Facility Hardship (a): No

Financial Hardship Requested: No

Alternative Education School: No

Addition to Existing Site: Yes

ADJUSTED GRANT DATA

New Construction Grant	\$	2,972,862.00
Fire Detection Alarm		4,617.00
Prevailing Wage Monitoring		3,976.00
Service Site		158,260.00
Utilities		45,254.00
Total State Share (50%)		3,184,969.00
District Share (50%)		3,184,969.00
Total Project Cost	\$	6,369,938.00

PROJECT FINANCING

State Share

This Project \$ 3,184,969.00

District Share

Cash Contribution 3,184,969.00

Financial Hardship

Total Project Cost \$ 6,369,938.00

HISTORY OF PROJECT COST AND APPORTIONMENT

	Fund Code	Proposition	Previously Authorized	Authorized This Action	State Apportionment This Action
<u>State Share</u>					
New Construction/Add. Grant	947-500	47	\$ 2,600,000.00	\$ (2,600,000.00)	
New Construction/Add. Grant	047-500	47		2,600,000.00	\$ 2,600,000.00
New Construction/Add. Grant	955-500	55	584,969.00	(584,969.00)	
New Construction/Add. Grant	055-500	55		584,969.00	584,969.00
<u>District Share</u>					
Cash Contribution			3,184,969.00		
Total			\$ 6,369,938.00	\$ 0.00	\$ 3,184,969.00

Funding Sources: Proposition 47 Bonds/2002-Nov.; Proposition 55 Bonds/2004-Mar.

Pursuant to the Board's action on April 24, 2019, the District is required to submit a complete Fund Release Authorization (Form SAB 50-05) on or before July 23, 2019; otherwise, the apportionment will be rescinded without further Board action and will receive a new Unfunded Approval date of July 23, 2019.

The Form SAB 50-05 submittal must contain an original signature from a designated District or Charter School Representative, depending on the Applicant, and must be physically received by the Office of Public School Construction at 707 Third Street, West Sacramento, CA 95605 prior to the close of business on July 23, 2019.

The District shall ensure that it is in compliance with all applicable laws, regulations and certifications it made on the program forms.

The District is responsible for ensuring that the project is compliant with Prevailing Wage Monitoring and/or Labor Compliance Program requirements at the time construction contracts are executed and/or construction commenced.

Based on the Board's action on June 5, 2017, this project is subject to the Grant Agreement submittal pursuant to School Facility Program Regulation Section 1859.90.4.

SCHOOL DISTRICT DATA

Application No: 57/62117-00-041 County: Fresno
 School District: Clovis Unified School Name: Clark Intermediate

PROJECT DATA

Type of Project: Middle School Application Filing Basis: Site Specific
 Pupils Assigned Under 50 Yrs: K-6:
 7-8: 1065
 9-12:
 Non-Severe:
 Severe: 4
 Financial Hardship Requested: No Recommended Acres: 27.7
 Alternative Education School: No Existing Acres: 30

ADJUSTED GRANT DATA

Modernization Grant - Under 50 Yrs	\$ 5,016,918.00
Fire Detection Alarm	153,871.00
Prevailing Wage Monitoring	7,982.00
Accessibility/Fire Code Req.	150,508.00
Total State Share (60%)	5,329,279.00
District Share (40%)	3,552,853.00
Total Project Cost	\$ 8,882,132.00

PROJECT FINANCING

State Share	
This Project	\$ 5,329,279.00
District Share	
Cash Contribution	3,552,853.00
Financial Hardship	
Total Project Cost	\$ 8,882,132.00

HISTORY OF PROJECT COST AND APPORTIONMENT

	Fund Code	Proposition	Previously Authorized	Authorized This Action	State Apportionment This Action
State Share					
Modernization/Additional Grant	951-570	51	\$ 5,329,279.00	\$ (5,329,279.00)	\$
Modernization/Additional Grant	051-570	51		5,329,279.00	5,329,279.00
District Share					
Cash Contribution			3,552,853.00		
Total			\$ 8,882,132.00	\$ 0.00	\$ 5,329,279.00

Funding Source: Proposition 51 Bonds/2016-Nov.

Pursuant to the Board's action on April 24, 2019, the District is required to submit a complete Fund Release Authorization (Form SAB 50-05) on or before July 23, 2019; otherwise, the apportionment will be rescinded without further Board action and will receive a new Unfunded Approval date of July 23, 2019.

The Form SAB 50-05 submittal must contain an original signature from a designated District or Charter School Representative, depending on the Applicant, and must be physically received by the Office of Public School Construction at 707 Third Street, West Sacramento, CA 95605 prior to the close of business on July 23, 2019.

The District shall ensure that it is in compliance with all applicable laws, regulations and certifications it made on the program forms.

Based on the Board's action on June 5, 2017, this project is subject to the Grant Agreement submittal pursuant to School Facility Program Regulation Section 1859.90.4.

The District is responsible for ensuring that the project is compliant with Prevailing Wage Monitoring and/or Labor Compliance Program requirements at the time construction contracts are executed and/or construction commenced.

SCHOOL DISTRICT DATA

Application No: 57/75002-00-007
School District: Ross Valley

County: Marin
School Name: White Hill Middle

PROJECT DATA

Type of Project: Middle School
Application Filing Basis: Site Specific
Pupils Assigned Under 50 Yrs: K-6:
 7-8: 267
 9-12:
Non-Severe:
Severe:
Financial Hardship Requested: No
Recommended Acres: 11.9
Alternative Education School: No
Existing Acres: 12.7

ADJUSTED GRANT DATA

Modernization Grant - Under 50 Yrs	\$ 1,243,686.00
Project Assistance	3,772.00
Fire Detection Alarm	38,181.00
Prevailing Wage Monitoring	2,337.00
Accessibility/Fire Code Req.	37,311.00
Two Stop Elevators	235,334.00
Total State Share (60%)	1,560,621.00
District Share (40%)	1,040,414.00
Total Project Cost	<u>\$ 2,601,035.00</u>

PROJECT FINANCING

<u>State Share</u>	
This Project	\$ 1,560,621.00
<u>District Share</u>	
Cash Contribution	1,040,414.00
Financial Hardship	
Total Project Cost	<u>\$ 2,601,035.00</u>

HISTORY OF PROJECT COST AND APPORTIONMENT

	Fund Code	Proposition	Previously Authorized	Authorized This Action	State Apportionment This Action
<u>State Share</u>					
Modernization/Additional Grant	951-570	51	\$ 1,560,621.00	\$ (1,560,621.00)	
Modernization/Additional Grant	051-570	51		1,560,621.00	\$ 1,560,621.00
<u>District Share</u>					
Cash Contribution				1,040,414.00	
Total			<u>\$ 1,560,621.00</u>	<u>\$ 1,040,414.00</u>	<u>\$ 1,560,621.00</u>

Funding Source: Proposition 51 Bonds/2016-Nov.

Pursuant to the Board's action on April 24, 2019, the District is required to submit a complete Fund Release Authorization (Form SAB 50-05) on or before July 23, 2019; otherwise, the apportionment will be rescinded without further Board action and will receive a new Unfunded Approval date of July 23, 2019.

The Form SAB 50-05 submittal must contain an original signature from a designated District or Charter School Representative, depending on the Applicant, and must be physically received by the Office of Public School Construction at 707 Third Street, West Sacramento, CA 95605 prior to the close of business on July 23, 2019.

The District shall ensure that it is in compliance with all applicable laws, regulations and certifications it made on the program forms.

Based on the Board's action on June 5, 2017, this project is subject to the Grant Agreement submittal pursuant to School Facility Program Regulation Section 1859.90.4.

The District is responsible for ensuring that the project is compliant with Prevailing Wage Monitoring and/or Labor Compliance Program requirements at the time construction contracts are executed and/or construction commenced.

SCHOOL DISTRICT DATA

Application No	54/67447-00-007	County	Sacramento
School District	San Juan Unified	Charter School	California Montessori Project - San Juan Campus (at Orangevale)
		School Name	California Montessori Project - San Juan Campus (at Orangevale)

PROJECT DATA

Type of Project:	Elementary School
Pupils Assigned	K-6:
	7-8:
	9-12:
	Non-Severe:
	Severe:
Non-Toilet sq. ft.:	21,711
Toilet sq. ft.:	844
Application Filing Basis:	Charter
Number of Classrooms:	14
Master Plan Acres:	
Existing Acres:	10.00
Proposed Acres:	
Recommended Acres:	8.90

PRELIMINARY GRANT DATA

Charter School Base Grant	\$	3,906,350.00
Subtotal		3,906,350.00
Inflator Factor		546,889.00
Total State Project Share (50%)		4,453,239.00
Off-set for 57/67447-00-004		-169,057.00
Adjusted State Share (50%)		4,284,182.00
CSFA Lease-Payment Amount		0.00
Charter School Cash Contribution		4,284,182.00
Total Project Cost	\$	<u>8,568,364.00</u>

PROJECT FINANCING

<u>State Share</u>	
This Project	\$ 4,284,182.00
<u>Charter School Share</u>	
CSFA Lease Amount	
Cash Contribution	<u>4,284,182.00</u>
Total Project Cost	\$ <u>8,568,364.00</u>

HISTORY OF PROJECT COST AND APPORTIONMENT

	Fund Code	Proposition	Previously Authorized	Authorized This Action	State Apportionment This Action
<u>State Share</u>					
Charter School Grant	957-540	1D	\$ 4,284,182.00	\$ (428,418.20)	
Charter School Grant	057-540	1D		428,418.20 \$	428,418.20
<u>Charter School Share</u>					
CSFA Lease Amount					
Cash Contribution			<u>4,284,182.00</u>		
Total Project Cost			\$ <u>8,568,364.00</u>	\$ <u>0.00</u>	<u>428,418.20</u>

Funding Source: Proposition 1D Bonds/2006-Nov.

Pursuant to the Board's action on April 24, 2019, the District is required to submit a complete Fund Release Authorization (Form SAB 50-05) on or before July 23, 2019; otherwise, the apportionment will be rescinded without further Board action and will receive a new Unfunded Approval date of July 23, 2019.

The Form SAB 50-05 submittal must contain an original signature from a designated District or Charter School Representative, depending on the Applicant, and must be physically received by the Office of Public School Construction at 707 Third Street, West Sacramento, CA 95605 prior to the close of business on July 23, 2019.

The Applicant is responsible for ensuring the project is compliant with all Prevailing Wage Monitoring and/or Labor Compliance Program requirements at the time construction contracts were executed and/or construction commenced.

The Applicant shall ensure that it is in compliance with all applicable laws, regulations and certifications it made on the program forms.

Based on the Board's action on June 5, 2017, this project is subject to the Grant Agreement submittal pursuant to School Facility Program Regulation Section 1859.90.4.

The Applicant is receiving \$428,418.20 for advance design costs.

APPLICANT DATA

Application No:	59/76869-00-002	Site Name:	Da Vinci Communications High
County:	Los Angeles	Industry Sector:	Arts, Media, and Entertainment
Applicant:	Wiseburn Unified	Pathway:	Production and Managerial Arts

PROJECT DATA

Type of Project:	Modernization
Reservation of Funds:	Y
Loan Requested:	N
Qualifying SFP Project:	n/a
Number of CTE Classrooms:	1
SFP Classroom Allowance Deduction:	n/a

GRANT DATA

Eligible Project Costs (50%)	
Construction:	\$ 37,031.00
Equipment:	358,420.00
Site Development:	-
SFP Deduction:	0.00
Total State Share (50%)	395,451.00
District Share (50%)	395,451.00
Total Project Costs	\$ 790,902.00

PROJECT FINANCING

	Fund Code	Proposition	Previously Authorized	Authorized this Action	State Apportionment this Action
State Share (50%)					
This Project	951-600	51	\$ 395,451.00	\$ (395,451.00)	
This Project	051-600	51		395,451.00	\$ 395,451.00
District Share (50%)					
Cash Contribution			395,451.00		
Total Project Cost			\$ 790,902.00	\$ 0.00	\$ 395,451.00

Funding Source: Proposition 51 Bonds/2016-Nov.

This application is approved as a Reservation of Funds. Pursuant to School Facility Program Regulation Section 1859.197, the Applicant is required to submit the necessary California Department of Education plan approval and the Division of the State Architect approved plans and specifications to the Office of Public School Construction by April 23, 2020. If the required documents are not physically received by this date, the Apportionment shall be rescinded without further Board action.

Pursuant to the Board's action on April 24, 2019 the applicant must submit a valid, complete Fund Release Authorization (Form SAB 50-05) within 90 days of the Office of Public School Construction's receipt of the Division of the State Architect approved plans and specifications and the California Department of Education plan approval. The Form SAB 50-05 submittal must contain an original signature from an authorized District Representative and must be physically received by the Office of Public School Construction at 707 Third Street, West Sacramento, CA 95605 prior to the close of business on the 90th day.

Pursuant to School Facility Program Regulation Section 1859.90.4, the applicant is required to submit a signed Grant Agreement for the project prior to or concurrent with a request for the release of funds.

Pursuant to School Facility Program Regulation Section 1859.199, the State portion of any and all project savings realized from the funding of a Career Technical Education Facilities Program project must be returned to the State.

The Applicant shall ensure that it is in compliance with all applicable laws, regulations and certifications it made on the program forms.

The Applicant is responsible for ensuring that the project is compliant with Prevailing Wage Monitoring and/or Labor Compliance Program requirements at the time construction contracts are executed and/or construction commenced.

SCHOOL DISTRICT DATA

Application No: 57/63883-00-001	County: Kings	Kings
School District: Central Union Elementary	School Name: Akers Elementary	

PROJECT DATA

Type of Project: Elementary School	Application Filing Basis: Site Specific	
Pupils Assigned Under 50 Yrs:	Pupils Assigned Over 50 Yrs:	
K-6: 126	K-6: 349	
7-8: 51	7-8: 143	
9-12: 1	9-12: 4	
Non-Severe: 1	Non-Severe: 4	
Severe: 1	Severe: 4	
Financial Hardship Requested: Yes	Recommended Acres: 16.5	
Alternative Education School: No	Existing Acres: 25.44	

ADJUSTED GRANT DATA

Modernization Grant - Under 50 Yrs	\$	801,853.00
Modernization Grant - Over 50 Yrs		3,113,048.00
Project Assistance		3,772.00
Fire Detection Alarm		96,987.00
Accessibility/Fire Code Req.		117,447.00
Total State Share (60%)		4,133,107.00
District Share (40%)		2,755,405.00
Total Project Cost	\$	6,888,512.00

PROJECT FINANCING

<u>State Share</u>		
This Project	\$	4,133,107.00
<u>District Share</u>		30,908.00
Cash Contribution		2,724,497.00
Financial Hardship		2,724,497.00
Total Project Cost	\$	6,888,512.00

HISTORY OF PROJECT COST AND APPORTIONMENT

	Fund Code	Proposition	Previously Authorized	Authorized This Action	State Apportionment This Action
<u>State Share</u>					
Modernization/Additional Grant	951-570	51	\$ 4,133,107.00	\$ (4,133,107.00)	
	051-570	51		4,133,107.00	\$ 4,133,107.00
<u>District Share</u>					
Cash Contribution			30,908.00		
Financial Hardship	951-570	51	2,724,497.00	(2,724,497.00)	
Financial Hardship	051-570	51		2,724,497.00	2,724,497.00
Total			\$ 6,888,512.00	\$ 0.00	\$ 6,857,604.00

Funding Source: Proposition 51 Bonds/2016-Nov.
Pursuant to the Board's action on April 24, 2019, the District is required to submit a complete Fund Release Authorization (Form SAB 50-05) on or before July 23, 2019; otherwise, the apportionment will be rescinded without further Board action and will receive a new Unfunded Approval date of July 23, 2019.

The Form SAB 50-05 submittal must contain an original signature from a designated District or Charter School Representative, depending on the Applicant, and must be physically received by the Office of Public School Construction at 707 Third Street, West Sacramento, CA 95605 prior to the close of business on July 23, 2019.

Amounts shown for financial hardship assistance are subject to adjustment as a result of a review of the District's financial records pursuant to Regulation Section 1859.81(a) at the time of apportionment.

Based on the Board's action on June 5, 2017, this project is subject to the Grant Agreement submittal pursuant to School Facility Program Regulation Section 1859.90.4.

The District shall ensure that it is in compliance with all applicable laws, regulations and certifications it made on the program forms.

The District qualifies for financial hardship pursuant to SFP Regulation Section 1859.81(c)(5). The District has demonstrated it is financially unable to provide all or a part of the matching funds and is levying the developer fees or equal alternative revenue source justified by law. The District qualifies for financial hardship using "other evidence of reasonable effort as approved by the SAB" on December 11, 2018.

The District is responsible for ensuring that the project is compliant with Prevailing Wage Monitoring and/or Labor Compliance Program requirements at the time construction contracts are executed and/or construction commenced.

SCHOOL DISTRICT DATA

Application No: 57/73965-00-008 County: Fresno
 School District: Central Unified School Name: Madison Elementary

PROJECT DATA

Type of Project: Elementary School Application Filing Basis: Site Specific
 Pupils Assigned Under 50 Yrs: K-6: 700
 7-8:
 9-12:
 Non-Severe:
 Severe:
 Financial Hardship Requested: No Recommended Acres: 12.1
 Alternative Education School: No Existing Acres: 18

ADJUSTED GRANT DATA

Modernization Grant - Under 50 Yrs	\$ 3,082,800.00
Fire Detection Alarm	100,100.00
Accessibility/Fire Code Req.	92,484.00
Total State Share (60%)	3,275,384.00
District Share (40%)	2,183,589.00
Total Project Cost	\$ 5,458,973.00

PROJECT FINANCING

<u>State Share</u>	
This Project	\$ 3,275,384.00
<u>District Share</u>	
Cash Contribution	2,183,589.00
Financial Hardship	
Total Project Cost	\$ 5,458,973.00

HISTORY OF PROJECT COST AND APPORTIONMENT

	Fund Code	Proposition	Previously Authorized	Authorized This Action	State Apportionment This Action
<u>State Share</u>					
Modernization/Additional Grant	951-570	51	\$ 3,275,384.00	\$ (3,275,384.00)	
Modernization/Additional Grant	051-570	51		3,275,384.00	\$ 3,275,384.00
<u>District Share</u>					
Cash Contribution			2,183,589.00		
Total			\$ 5,458,973.00	\$ 0.00	\$ 3,275,384.00

Funding Source: Proposition 51 Bonds/2016-Nov.

Pursuant to the Board's action on April 24, 2019, the District is required to submit a complete Fund Release Authorization (Form SAB 50-05) on or before July 23, 2019; otherwise, the apportionment will be rescinded without further Board action and will receive a new Unfunded Approval date of July 23, 2019.

The Form SAB 50-05 submittal must contain an original signature from a designated District Representative and must be physically received by the Office of Public School Construction at 707 Third Street, West Sacramento, CA 95605 prior to the close of business on July 23, 2019.

The District shall ensure that it is in compliance with all applicable laws, regulations and certifications it made on the program forms.

Based on the Board's action on June 5, 2017, this project is subject to the Grant Agreement submittal pursuant to School Facility Program Regulation Section 1859.90.4.

The District is responsible for ensuring that the project is compliant with Prevailing Wage Monitoring and/or Labor Compliance Program requirements at the time construction contracts are executed and/or construction commenced.

THE WEST CONTRA COSTA UNIFIED SCHOOL DISTRICT/
CONTRA COSTA COUNTY CONSENT ITEM
57/61796-00-048
HAS BEEN WITHDRAWN

THE THREE RIVERS UNION ELEMENTARY SCHOOL DISTRICT/
TULARE COUNTY CONSENT ITEM
57/72207-00-002
HAS BEEN WITHDRAWN

SCHOOL DISTRICT DATA

Application No	54/61259-09-008	County	Alameda
School District	Oakland Unified	Charter School	Leadership Public Schools Oakland R&D Campus
		School Name	Leadership Public Schools Oakland R&D Campus

PROJECT DATA

Type of Project:	High School
Pupils Assigned	K-6:
	7-8:
	9-12:
	Non-Severe:
	Severe:
Non-Toilet sq. ft.:	4,575
Toilet sq. ft.:	225
Application Filing Basis:	Charter
Number of Classrooms:	2
Master Plan Acres:	
Existing Acres:	13.53
Proposed Acres:	
Recommended Acres:	23.20

PRELIMINARY GRANT DATA

Charter School Base Grant	\$	843,588.00
Urban/Security/Impacted Site		131,314.00
Two-Stop Elevator		98,056.00
Additional Stop		17,650.00
Subtotal		1,090,608.00
Inflator Factor		141,779.00
Total State Project Share (50%)		1,232,387.00
CSFA Lease-Payment Amount		1,232,387.00
Charter School Cash Contribution		0.00
Total Project Cost	\$	2,464,774.00

PROJECT FINANCING

<u>State Share</u>	
This Project	\$ 1,232,387.00
<u>Charter School Share</u>	
CSFA Lease Amount	1,232,387.00
Cash Contribution	
Total Project Cost	\$ 2,464,774.00

HISTORY OF PROJECT COST AND APPORTIONMENT

	Fund Code	Proposition	Previously Authorized	Authorized This Action	State Apportionment This Action
<u>State Share</u>					
Charter School Grant	951-540	51	\$ 1,232,387.00	\$ (123,238.70)	
<u>Charter School Share</u>	051-540	51		123,238.70	\$ 123,238.70
CSFA Lease Amount	951-544	51	1,232,387.00	(123,238.70)	
CSFA Lease Amount	051-544	51		123,238.70	123,238.70
Cash Contribution					
Total Project Cost			\$ 2,464,774.00	\$ 0.00	\$ 246,477.40

Funding Source: Proposition 51 Bonds/2016-Nov

Pursuant to the Board's action on April 24, 2019, the District is required to submit a complete Fund Release Authorization (Form SAB 50-05) on or before July 23, 2019; otherwise, the apportionment will be rescinded without further Board action and will receive a new Unfunded Approval date of July 23, 2019.

The Form SAB 50-05 submittal must contain an original signature from a designated District or Charter School Representative, depending on the Applicant, and must be physically received by the Office of Public School Construction at 707 Third Street, West Sacramento, CA 95605 prior to the close of business on July 23, 2019.

The Applicant is responsible for ensuring the project is compliant with all Prevailing Wage Monitoring and/or Labor Compliance Program requirements at the time construction contracts were executed and/or construction commenced.

The Applicant shall ensure that it is in compliance with all applicable laws, regulations and certifications it made on the program forms.

Based on the Board's action on June 5, 2017, this project is subject to the Grant Agreement submittal pursuant to School Facility Program Regulation Section 1859.90.4.

The Applicant is receiving \$246,477.40 for advance design costs.

The Charter School Base Grant was capped at the new construction capacity of the project as required by School Facility Program Regulation Section 1859.163.5.

SCHOOL DISTRICT DATA

Application No	54/61259-09-009	County	Alameda
School District	Oakland Unified	Charter School	Leadership Public Schools Oakland R&D Campus
		School Name	Leadership Public Schools Oakland R&D Campus

PROJECT DATA

Type of Project:	High School
Pupils Assigned	
K-6:	
7-8:	
9-12:	546
Non-Severe:	
Severe:	
Non-Toilet sq. ft.:	
Toilet sq. ft.:	
Application Filing Basis:	Charter
Number of Classrooms:	21
Master Plan Acres:	
Existing Acres:	13.53
Proposed Acres:	0.00
Recommended Acres:	23.20

PRELIMINARY GRANT DATA

Charter School Base Grant	\$	8,529,612.00
Multi-Level Construc.	21 CRs	1,023,553.00
Site Development		350,000.00
Urban/Security/Impacted Site		1,448,516.00
Subtotal		11,351,681.00
Inflator Factor		1,475,719.00
Total State Project Share (50%)		12,827,400.00
CSFA Lease-Payment Amount		12,827,400.00
Charter School Cash Contribution		0.00
Total Project Cost	\$	25,654,800.00

PROJECT FINANCING

<u>State Share</u>	
This Project	\$ 12,827,400.00
<u>Charter School Share</u>	
CSFA Lease Amount	12,827,400.00
Cash Contribution	
Total Project Cost	\$ 25,654,800.00

HISTORY OF PROJECT COST AND APPORTIONMENT

	Fund Code	Proposition	Previously Authorized	Authorized This Action	State Apportionment This Action
<u>State Share</u>					
Charter School Grant	951-540	51	\$ 12,827,400.00	\$ (1,282,740.00)	
<u>Charter School Share</u>	051-540	51		1,282,740.00	\$ 1,282,740.00
CSFA Lease Amount	951-544	51	12,827,400.00	(1,282,740.00)	
CSFA Lease Amount	051-544	51		1,282,740.00	1,282,740.00
Cash Contribution					
Total Project Cost			\$ 25,654,800.00	\$ 0.00	\$ 2,565,480.00

Funding Source: Proposition 51 Bonds/2016-Nov

Pursuant to the Board's action on April 24, 2019, the District is required to submit a complete Fund Release Authorization (Form SAB 50-05) on or before July 23, 2019; otherwise, the apportionment will be rescinded without further Board action and will receive a new Unfunded Approval date of July 23, 2019.

The Form SAB 50-05 submittal must contain an original signature from a designated District or Charter School Representative, depending on the Applicant, and must be physically received by the Office of Public School Construction at 707 Third Street, West Sacramento, CA 95605 prior to the close of business on July 23, 2019.

The Applicant is responsible for ensuring the project is compliant with all Prevailing Wage Monitoring and/or Labor Compliance Program requirements at the time construction contracts were executed and/or construction commenced.

The Applicant shall ensure that it is in compliance with all applicable laws, regulations and certifications it made on the program forms.

Based on the Board's action on June 5, 2017, this project is subject to the Grant Agreement submittal pursuant to School Facility Program Regulation Section 1859.90.4.

The Applicant is receiving \$2,565,480 for advance design costs.

SCHOOL DISTRICT DATA

Application No	54/61259-00-011	County	Alameda
School District	Oakland Unified	Charter School	Aspire Public Schools
		School Name	Aspire Berkely Maynard Academy

PROJECT DATA

Type of Project:	Middle School
Pupils Assigned	K-6:
	7-8:
	9-12:
	Non-Severe:
	Severe:
Non-Toilet sq. ft.:	50,175
Toilet sq. ft.:	1,878
Application Filing Basis:	Charter
Number of Classrooms:	24
Master Plan Acres:	
Existing Acres:	3.12
Proposed Acres:	
Recommended Acres:	14.00

PRELIMINARY GRANT DATA

Charter School Base Grant	\$	7,080,489.00
Urban/Security/Impacted Site		1,950,965.00
Subtotal		9,031,454.00
Inflator Factor		1,174,089.00
Total State Project Share (50%)		10,205,543.00
CSFA Lease-Payment Amount		10,205,543.00
Charter School Cash Contribution		0.00
Total Project Cost	\$	<u>20,411,086.00</u>

PROJECT FINANCING

<u>State Share</u>	
This Project	\$ 10,205,543.00
<u>Charter School Share</u>	
CSFA Lease Amount	10,205,543.00
Cash Contribution	
Total Project Cost	\$ <u>20,411,086.00</u>

HISTORY OF PROJECT COST AND APPORTIONMENT

	Fund Code	Proposition	Previously Authorized	Authorized This Action	State Apportionment This Action
<u>State Share</u>					
Charter School Grant	951-540	51	\$ 10,205,543.00	\$ (1,020,554.30)	
<u>Charter School Share</u>	051-540	51		1,020,554.30	\$ 1,020,554.30
CSFA Lease Amount	951-544	51	10,205,543.00	(1,020,554.30)	
CSFA Lease Amount	051-544	51		1,020,554.30	1,020,554.30
Cash Contribution					
Total Project Cost			\$ <u>20,411,086.00</u>	\$ <u>0.00</u>	\$ <u>2,041,108.60</u>

Funding Source: Proposition 51 Bonds/2016-Nov.

Pursuant to the Board's action on April 24, 2019, the District is required to submit a complete Fund Release Authorization (Form SAB 50-05) on or before July 23, 2019; otherwise, the apportionment will be rescinded without further Board action and will receive a new Unfunded Approval date of July 23, 2019.

The Form SAB 50-05 submittal must contain an original signature from a designated District or Charter School Representative, depending on the Applicant, and must be physically received by the Office of Public School Construction at 707 Third Street, West Sacramento, CA 95605 prior to the close of business on July 23, 2019.

The Applicant is responsible for ensuring the project is compliant with all Prevailing Wage Monitoring and/or Labor Compliance Program requirements at the time construction contracts were executed and/or construction commenced.

The Applicant shall ensure that it is in compliance with all applicable laws, regulations and certifications it made on the program forms.

Based on the Board's action on June 5, 2017, this project is subject to the Grant Agreement submittal pursuant to School Facility Program Regulation Section 1859.90.4.

The Applicant is receiving \$2,041,108.60 for advance design costs.

The Charter School Base Grant was capped at the new construction capacity of the project as required by School Facility Program Regulation Section 1859.163.5.

SCHOOL DISTRICT DATA

Application No	54/61259-00-006	County	Alameda
School District	Oakland Unified	Charter School	Education for Change
		School Name	Achieve Academy

PROJECT DATA

Type of Project:	Elementary School
Pupils Assigned	K-6:
	7-8:
	9-12:
	Non-Severe:
	Severe:
Non-Toilet sq. ft.:	37,447
Toilet sq. ft.:	1,749
Application Filing Basis:	Charter
Number of Classrooms:	27
Master Plan Acres:	
Existing Acres:	3.90
Proposed Acres:	0.00
Recommended Acres:	12.10

PRELIMINARY GRANT DATA

Charter School Base Grant	\$	7,709,590.00
Elevator		98,056.00
Urban/Security/Impacted Site		1,870,146.00
Subtotal		9,677,792.00
Inflator Factor		1,258,113.00
Total State Project Share (50%)		10,935,905.00
CSFA Lease-Payment Amount		10,935,905.00
Charter School Cash Contribution		0.00
Total Project Cost	\$	21,871,810.00

PROJECT FINANCING

<u>State Share</u>	
This Project	\$ 10,935,905.00
<u>Charter School Share</u>	
CSFA Lease Amount	10,935,905.00
Cash Contribution	
Total Project Cost	\$ <u>21,871,810.00</u>

HISTORY OF PROJECT COST AND APPORTIONMENT

	Fund Code	Proposition	Previously Authorized	Authorized This Action	State Apportionment This Action
<u>State Share</u>					
Charter School Grant	951-540	51	\$ 10,935,905.00	\$ (1,093,590.50)	
<u>Charter School Share</u>	051-540	51		1,093,590.50	1,093,590.50
CSFA Lease Amount	951-544	51	10,935,905.00	(1,093,590.50)	
CSFA Lease Amount	051-544	51		1,093,590.50	1,093,590.50
Cash Contribution					
Total Project Cost			\$ <u>21,871,810.00</u>	\$ <u>0.00</u>	\$ <u>2,187,181.00</u>

Funding Source: Proposition 51 Bonds/2016-Nov

Pursuant to the Board's action on April 24, 2019, the District is required to submit a complete Fund Release Authorization (Form SAB 50-05) on or before July 23, 2019; otherwise, the apportionment will be rescinded without further Board action and will receive a new Unfunded Approval date of July 23, 2019.

The Form SAB 50-05 submittal must contain an original signature from a designated District or Charter School Representative, depending on the Applicant, and must be physically received by the Office of Public School Construction at 707 Third Street, West Sacramento, CA 95605 prior to the close of business on July 23, 2019.

The Applicant is responsible for ensuring the project is compliant with all Prevailing Wage Monitoring and/or Labor Compliance Program requirements at the time construction contracts were executed and/or construction commenced.

The Applicant shall ensure that it is in compliance with all applicable laws, regulations and certifications it made on the program forms.

Based on the Board's action on June 5, 2017, this project is subject to the Grant Agreement submittal pursuant to School Facility Program Regulation Section 1859.90.4.

The Applicant is receiving \$2,187,181 for advance design costs.

SCHOOL DISTRICT DATA

Application No	54/61259-09-006	County	Alameda
School District	Oakland Unified	Charter School	East Bay Innovation Academy
		School Name	East Bay Innovation Academy

PROJECT DATA

Type of Project: High School

Pupils Assigned

K-6:	
7-8:	
9-12:	
Non-Severe:	
Severe:	
Non-Toilet sq. ft.:	24,993
Toilet sq. ft.:	1,346

Application Filing Basis: Charter

Number of Classrooms: 12

Master Plan Acres:

Existing Acres: 2.00

Proposed Acres: 0.00

Recommended Acres: 31.30

PRELIMINARY GRANT DATA

Charter School Base Grant	\$	3,000,000.00
Subtotal		3,000,000.00
Total State Project Share (50%)		3,000,000.00
Off-Set for 57/61259-00-022		(622,927.00)
Adjusted Total State Project Share (50%)		2,377,073.00
CSFA Lease-Payment Amount		2,377,073.00
Charter School Cash Contribution		0.00
Total Project Cost	\$	<u>4,754,146.00</u>

PROJECT FINANCING

<u>State Share</u>	
This Project	\$ 2,377,073.00
<u>Charter School Share</u>	
CSFA Lease Amount	2,377,073.00
Cash Contribution	
Total Project Cost	\$ <u>4,754,146.00</u>

HISTORY OF PROJECT COST AND APPORTIONMENT

	Fund Code	Proposition	Previously Authorized	Authorized This Action	State Apportionment This Action
<u>State Share</u>					
Charter School Grant	951-540	51	\$ 2,377,073.00	\$ (237,707.30)	
<u>Charter School Share</u>	051-540	51		237,707.30	237,707.30
CSFA Lease Amount	951-544	51	2,377,073.00	(237,707.30)	
CSFA Lease Amount	051-544	51		237,707.30	237,707.30
Cash Contribution					
Total Project Cost			\$ <u>4,754,146.00</u>	\$ <u>0.00</u>	<u>475,414.60</u>

Funding Source: Proposition 51 Bonds/2016-Nov

Pursuant to the Board's action on April 24, 2019, the District is required to submit a complete Fund Release Authorization (Form SAB 50-05) on or before July 23, 2019; otherwise, the apportionment will be rescinded without further Board action and will receive a new Unfunded Approval date of July 23, 2019.

The Form SAB 50-05 submittal must contain an original signature from a designated District or Charter School Representative, depending on the Applicant, and must be physically received by the Office of Public School Construction at 707 Third Street, West Sacramento, CA 95605 prior to the close of business on July 23, 2019.

The Applicant is responsible for ensuring the project is compliant with all Prevailing Wage Monitoring and/or Labor Compliance Program requirements at the time construction contracts were executed and/or construction commenced.

The Applicant shall ensure that it is in compliance with all applicable laws, regulations and certifications it made on the program forms.

Based on the Board's action on June 5, 2017, this project is subject to the Grant Agreement submittal pursuant to School Facility Program Regulation Section 1859.90.4.

The Applicant is receiving \$475,414.60 for advance design costs.

The Charter School Base Grant was capped at the new construction capacity of the project as required by School Facility Program Regulation Section 1859.163.5.

The Charter School Base Grant was reduced from \$3,988,116 to \$3,000,000 as requested by the Applicant for purposes of financial soundness.

SCHOOL DISTRICT DATA

Application No	54/61259-09-007	County	Alameda
School District	Oakland Unified	Charter School	East Bay Innovation Academy
		School Name	East Bay Innovation Academy

PROJECT DATA

Type of Project: High School

Pupils Assigned

K-6:	
7-8:	
9-12:	432
Non-Severe:	
Severe:	

Non-Toilet sq. ft.:
Toilet sq. ft.:

Application Filing Basis: Charter
Number of Classrooms: 16
Master Plan Acres:
Existing Acres: 2.00
Proposed Acres: 0.00
Recommended Acres: 31.30

PRELIMINARY GRANT DATA

Charter School Base Grant	\$	5,122,927.00
Subtotal		5,122,927.00
Total State Project Share (50%)		5,122,927.00
CSFA Lease-Payment Amount		5,122,927.00
Charter School Cash Contribution		0.00
Total Project Cost	\$	<u>10,245,854.00</u>

PROJECT FINANCING

State Share	
This Project	\$ 5,122,927.00
Charter School Share	
CSFA Lease Amount	5,122,927.00
Cash Contribution	
Total Project Cost	\$ <u>10,245,854.00</u>

HISTORY OF PROJECT COST AND APPORTIONMENT

	Fund Code	Proposition	Previously Authorized	Authorized This Action	State Apportionment This Action
State Share					
Charter School Grant	951-540	51	\$ 5,122,927.00	\$ (512,292.70)	
Charter School Share	051-540	51		512,292.70	\$ 512,292.70
CSFA Lease Amount	951-544	51	5,122,927.00	(512,292.70)	
CSFA Lease Amount	051-544	51		512,292.70	512,292.70
Cash Contribution					
Total Project Cost			<u>\$ 10,245,854.00</u>	<u>\$ 0.00</u>	<u>\$ 1,024,585.40</u>

Funding Source: Proposition 51 Bonds/2016-Nov

Pursuant to the Board's action on April 24, 2019, the District is required to submit a complete Fund Release Authorization (Form SAB 50-05) on or before July 23, 2019; otherwise, the apportionment will be rescinded without further Board action and will receive a new Unfunded Approval date of July 23, 2019.

The Form SAB 50-05 submittal must contain an original signature from a designated District or Charter School Representative, depending on the Applicant, and must be physically received by the Office of Public School Construction at 707 Third Street, West Sacramento, CA 95605 prior to the close of business on July 23, 2019.

The Applicant is responsible for ensuring the project is compliant with all Prevailing Wage Monitoring and/or Labor Compliance Program requirements at the time construction contracts were executed and/or construction commenced.

The Applicant shall ensure that it is in compliance with all applicable laws, regulations and certifications it made on the program forms.

Based on the Board's action on June 5, 2017, this project is subject to the Grant Agreement submittal pursuant to School Facility Program Regulation Section 1859.90.4.

The Applicant is receiving \$1,024,585.40 for advance design costs.

The Charter School Base Grant was reduced from \$6,748,704 to \$5,122,927 as requested by the Applicant for purposes of financial soundness.

SCHOOL DISTRICT DATA

Application No	54/61259-13-005	County	Alameda
School District	Oakland Unified	Charter School	Urban Montessori Charter
		School Name	Urban Montessori Charter

PROJECT DATA

Type of Project:	Middle School
Pupils Assigned	K-6:
	7-8:
	9-12:
	Non-Severe:
	Severe:
Non-Toilet sq. ft.:	2,510
Toilet sq. ft.:	

PRELIMINARY GRANT DATA

Charter School Base Grant	\$	476,900.00
Urban/Security/Impacted Site		<u>139,346.00</u>
Subtotal		616,246.00
Inflator Factor		<u>80,112.00</u>
Total State Project Share (50%)		696,358.00
CSFA Lease-Payment Amount		696,358.00
Charter School Cash Contribution		<u>0.00</u>
Total Project Cost	\$	<u>1,392,716.00</u>

Application Filing Basis:	Charter
Number of Classrooms:	3
Master Plan Acres:	
Existing Acres:	1.75
Proposed Acres:	
Recommended Acres:	10.10

PROJECT FINANCING

<u>State Share</u>	
This Project	\$ 696,358.00
<u>Charter School Share</u>	
CSFA Lease Amount	696,358.00
Cash Contribution	
Total Project Cost	\$ <u>1,392,716.00</u>

HISTORY OF PROJECT COST AND APPORTIONMENT

	Fund Code	Proposition	Previously Authorized	Authorized This Action	State Apportionment This Action
<u>State Share</u>					
Charter School Grant	951-540	51	\$ 696,358.00	\$ (69,635.80)	
Charter School Share	051-540	51		69,635.80	\$ 69,635.80
CSFA Lease Amount	951-544	51	696,358.00	(69,635.80)	
CSFA Lease Amount	051-544	51		69,635.80	69,635.80
Cash Contribution					
Total Project Cost			\$ <u>1,392,716.00</u>	\$ <u>0.00</u>	<u>139,271.60</u>

Funding Source: Proposition 51 Bonds/2016-Nov

Pursuant to the Board's action on April 24, 2019, the District is required to submit a complete Fund Release Authorization (Form SAB 50-05) on or before July 23, 2019; otherwise, the apportionment will be rescinded without further Board action and will receive a new Unfunded Approval date of July 23, 2019.

The Form SAB 50-05 submittal must contain an original signature from a designated District or Charter School Representative, depending on the Applicant, and must be physically received by the Office of Public School Construction at 707 Third Street, West Sacramento, CA 95605 prior to the close of business on July 23, 2019.

The Applicant is responsible for ensuring the project is compliant with all Prevailing Wage Monitoring and/or Labor Compliance Program requirements at the time construction contracts were executed and/or construction commenced.

The Applicant shall ensure that it is in compliance with all applicable laws, regulations and certifications it made on the program forms.

Based on the Board's action on June 5, 2017, this project is subject to the Grant Agreement submittal pursuant to School Facility Program Regulation Section 1859.90.4.

The Applicant is receiving \$139,271.60 for advance design costs.

SCHOOL DISTRICT DATA

Application No	54/61259-13-006	County	Alameda
School District	Oakland Unified	Charter School	Urban Montessori Charter
		School Name	Urban Montessori Charter

PROJECT DATA

Type of Project:	Middle School	
Pupils Assigned	K-6:	25
	7-8:	108
	9-12:	
	Non-Severe:	
	Severe:	
	Non-Toilet sq. ft.:	
	Toilet sq. ft.:	
Application Filing Basis:	Charter	
Number of Classrooms:	5	
Master Plan Acres:		
Existing Acres:	1.75	
Proposed Acres:		
Recommended Acres:	10.10	

PRELIMINARY GRANT DATA

Charter School Base Grant	\$	1,620,022.00
Multilevel Construction	5 CRS	194,403.00
Site Development		122,500.00
Urban/Security/Impacted Site		1,049,583.00
Subtotal		2,986,508.00
Inflator Factor		388,246.00
Total State Project Share (50%)		3,374,754.00
CSFA Lease-Payment Amount		3,374,754.00
Charter School Cash Contribution		0.00
Total Project Cost	\$	6,749,508.00

PROJECT FINANCING

<u>State Share</u>	
This Project	\$ 3,374,754.00
<u>Charter School Share</u>	
CSFA Lease Amount	3,374,754.00
Cash Contribution	
Total Project Cost	\$ 6,749,508.00

HISTORY OF PROJECT COST AND APPORTIONMENT

	Fund Code	Proposition	Previously Authorized	Authorized This Action	State Apportionment This Action
<u>State Share</u>					
Charter School Grant	951-540	51	\$ 3,374,754.00	\$ (337,475.40)	
<u>Charter School Share</u>	051-540	51		337,475.40	\$ 337,475.40
CSFA Lease Amount	951-544	51	3,374,754.00	(337,475.40)	
CSFA Lease Amount	051-544	51		337,475.40	337,475.40
Cash Contribution					
Total Project Cost			\$ 6,749,508.00	\$ 0.00	\$ 674,950.80

Funding Source: Proposition 51 Bonds/2016-Nov

Pursuant to the Board's action on April 24, 2019, the District is required to submit a complete Fund Release Authorization (Form SAB 50-05) on or before July 23, 2019; otherwise, the apportionment will be rescinded without further Board action and will receive a new Unfunded Approval date of July 23, 2019.

The Form SAB 50-05 submittal must contain an original signature from a designated District or Charter School Representative, depending on the Applicant, and must be physically received by the Office of Public School Construction at 707 Third Street, West Sacramento, CA 95605 prior to the close of business on July 23, 2019.

The Applicant is responsible for ensuring the project is compliant with all Prevailing Wage Monitoring and/or Labor Compliance Program requirements at the time construction contracts were executed and/or construction commenced.

The Applicant shall ensure that it is in compliance with all applicable laws, regulations and certifications it made on the program forms.

Based on the Board's action on June 5, 2017, this project is subject to the Grant Agreement submittal pursuant to School Facility Program Regulation Section 1859.90.4.

The Applicant is receiving \$674,950.80 for advance design costs.

SCHOOL DISTRICT DATA

Application No	54/69427-00-005	County	Santa Clara
School District	East Side Union High	Charter School	Luis Valdez Leadership Academy
		School Name	Luis Valdez Leadership Academy

PROJECT DATA

Type of Project:	High School
Pupils Assigned	
K-6:	
7-8:	
9-12:	459
Non-Severe:	
Severe:	
Non-Toilet sq. ft.:	
Toilet sq. ft.:	

PRELIMINARY GRANT DATA

Charter School Base Grant	\$	7,170,498.00
Multilevel Construction 17 CRS		860,460.00
Site Development		93,100.00
Urban/Security/Impacted Site		5,615,489.00
Subtotal		13,739,547.00
Inflator Factor		1,786,141.00
Total State Project Share (50%)		15,525,688.00
CSFA Lease-Payment Amount		15,525,688.00
Charter School Cash Contribution		0.00
Total Project Cost	\$	31,051,376.00

Application Filing Basis:	Charter
Number of Classrooms:	17
Master Plan Acres:	
Existing Acres:	1.33
Proposed Acres:	
Recommended Acres:	23.20

PROJECT FINANCING

State Share	
This Project	\$ 15,525,688.00
Charter School Share	
CSFA Lease Amount	15,525,688.00
Cash Contribution	
Total Project Cost	\$ 31,051,376.00

HISTORY OF PROJECT COST AND APPORTIONMENT

	Fund Code	Proposition		Previously Authorized	Authorized This Action	State Apportionment This Action
State Share						
Charter School Grant	951-540	51	\$	15,525,688.00	(1,552,568.80)	
Charter School Share	051-540	51			1,552,568.80	\$ 1,552,568.80
CSFA Lease Amount	951-544	51		15,525,688.00	(1,552,568.80)	
CSFA Lease Amount	051-544	51			1,552,568.80	1,552,568.80
Cash Contribution						
Total Project Cost			\$	31,051,376.00	0.00	\$ 3,105,137.60

Funding Source: Proposition 51 Bonds/2016-Nov.

Pursuant to the Board's action on April 24, 2019, the District is required to submit a complete Fund Release Authorization (Form SAB 50-05) on or before July 23, 2019; otherwise, the apportionment will be rescinded without further Board action and will receive a new Unfunded Approval date of July 23, 2019.

The Form SAB 50-05 submittal must contain an original signature from a designated District or Charter School Representative, depending on the Applicant, and must be physically received by the Office of Public School Construction at 707 Third Street, West Sacramento, CA 95605 prior to the close of business on July 23, 2019.

The Applicant is responsible for ensuring the project is compliant with all Prevailing Wage Monitoring and/or Labor Compliance Program requirements at the time construction contracts were executed and/or construction commenced.

The Applicant shall ensure that it is in compliance with all applicable laws, regulations and certifications it made on the program forms.

Based on the Board's action on June 5, 2017, this project is subject to the Grant Agreement submittal pursuant to School Facility Program Regulation Section 1859.90.4.

The Applicant is receiving \$3,105,137.60 for advance design costs.

SCHOOL DISTRICT DATA

Application No	54/69427-00-006	County	Santa Clara
School District	East Side Union High	Charter School	Luis Valdez Leadership Academy
		School Name	Luis Valdez Leadership Academy

PROJECT DATA

Type of Project:	High School
Pupils Assigned	K-6:
	7-8:
	9-12:
	Non-Severe:
	Severe:
Non-Toilet sq. ft.:	960
Toilet sq. ft.:	
Application Filing Basis:	Charter
Number of Classrooms:	1
Master Plan Acres:	
Existing Acres:	1.33
Proposed Acres:	
Recommended Acres:	23.20

PRELIMINARY GRANT DATA

Charter School Base Grant	\$	182,400.00
Urban/Security/Impacted Site		60,341.00
Subtotal		242,741.00
Inflator Factor		31,556.00
Total State Project Share (50%)		274,297.00
CSFA Lease-Payment Amount		274,297.00
Charter School Cash Contribution		0.00
Total Project Cost	\$	<u>548,594.00</u>

PROJECT FINANCING

<u>State Share</u>	
This Project	\$ 274,297.00
<u>Charter School Share</u>	
CSFA Lease Amount	274,297.00
Cash Contribution	
Total Project Cost	\$ <u>548,594.00</u>

HISTORY OF PROJECT COST AND APPORTIONMENT

	Fund Code	Proposition	Previously Authorized	Authorized This Action	State Apportionment This Action
<u>State Share</u>					
Charter School Grant	951-540	51	\$ 274,297.00	\$ (27,429.70)	
<u>Charter School Share</u>	051-540	51		27,429.70	\$ 27,429.70
CSFA Lease Amount	951-544	51	274,297.00	(27,429.70)	
CSFA Lease Amount	051-544	51		27,429.70	27,429.70
Cash Contribution					
Total Project Cost			\$ <u>548,594.00</u>	\$ <u>0.00</u>	\$ <u>54,859.40</u>

Funding Source: Proposition 51 Bonds/2016-Nov.

Pursuant to the Board's action on April 24, 2019, the District is required to submit a complete Fund Release Authorization (Form SAB 50-05) on or before July 23, 2019; otherwise, the apportionment will be rescinded without further Board action and will receive a new Unfunded Approval date of July 23, 2019.

The Form SAB 50-05 submittal must contain an original signature from a designated District or Charter School Representative, depending on the Applicant, and must be physically received by the Office of Public School Construction at 707 Third Street, West Sacramento, CA 95605 prior to the close of business on July 23, 2019.

The Applicant is responsible for ensuring the project is compliant with all Prevailing Wage Monitoring and/or Labor Compliance Program requirements at the time construction contracts were executed and/or construction commenced.

The Applicant shall ensure that it is in compliance with all applicable laws, regulations and certifications it made on the program forms.

Based on the Board's action on June 5, 2017, this project is subject to the Grant Agreement submittal pursuant to School Facility Program Regulation Section 1859.90.4.

The Applicant is receiving \$54,859.40 for advance design costs.

REPORT OF THE EXECUTIVE OFFICER
State Allocation Board Meeting, April 24, 2019

SCHOOL FACILITY PROGRAM UNFUNDED APPROVALS
(Lack of AB 55 Loans)

PURPOSE OF REPORT

To present to the State Allocation Board (Board) a list of School Facility Program (SFP) applications for unfunded approval.

DESCRIPTION

At the January 2019 Board meeting, the Board elected to provide an increase adjustment of 5.45 percent to SFP projects for calendar year 2019. The projects listed on the Attachment reflect the Board's action of the adoption of the 5.45 percent increase based on the RS Means Construction Cost Index. In addition, the project applications represent SFP New Construction, Modernization, Charter School and Overcrowding Relief Grant projects in date order of a complete application being received by the Office of Public School Construction (OPSC).

AUTHORITY

SFP Regulation Section 1859.2 defines an Unfunded List (Lack of AB 55 Loans) as an information list of unfunded projects that was created due to the State's inability to provide interim financing from the Pooled Money Investment Account (AB 55 loans) to fund school construction projects as declared in the Department of Finance Budget Letter #33 issued on December 18, 2008.

SFP Regulation Section 1859.95 states:

"When the Board has no funds to apportion ..., the Board will also accept and process applications for apportionment for purposes of developing an Unfunded List based on the date the application is ready for Apportionment, with the exception of New Construction funding applications that utilize eligibility generated by the Alternative Enrollment Projection.

An application for funding included on an Unfunded List is eligible for reimbursement subject to adjustments in the New Construction Grants amount pursuant to Section 1859.77."

BACKGROUND

At the March 11, 2009 SAB meeting, the Board requested that Staff continue to process applications to the Board for unfunded approval, up to the bonding authority. The Attachment reflects applications being presented for unfunded approval, including SFP modernization and new construction projects in date order of a complete application being received by the OPSC. The list also includes health and safety facility hardship applications for funding that have been processed and are ready for approval regardless of received date. The unfunded approval of the applications as reflected on the Attachment does not constitute a guarantee of future funding.

RECOMMENDATIONS

1. Approve the SFP applications as presented on the Attachment.
2. Provide that these unfunded approvals do not constitute a guarantee of future funding.

ATTACHMENT
 UNFUNDED APPROVALS
 (Lack of AB 55 Loans)
 State Allocation Board Meeting, April 24, 2019

County	District	School Site	Application Number	Received Date	Grant Amount
MARIN	ROSS VALLEY	WHITE HILL MIDDLE	50/75002-00-002	10/28/2013	\$2,934,760.00
MERCED	LOS BANOS UNIFIED	NEW MIDDLE SCHOOL #1	50/65755-00-009	12/23/2014	\$16,929,729.50
BUTTE	MANZANITA ELEMENTARY	MANZANITA ELEMENTARY	50/61499-00-002	12/30/2014	\$4,193,258.00
LOS ANGELES	LONG BEACH UNIFIED	JORDAN HIGH	57/64725-00-019	2/5/2015	\$8,332,211.00
ORANGE	ANAHEIM ELEMENTARY	STODDARD ELEMENTARY	57/66423-00-031	2/17/2015	\$5,625,925.00
SAN FRANCISCO	SAN FRANCISCO UNIFIED	MCKINLEY ELEMENTARY	57/68478-00-054	2/17/2015	\$2,378,323.00
KERN	MCFARLAND UNIFIED	NEW ELEMENTARY SCHOOL	50/73908-00-010	2/23/2015	\$5,283,612.00
SAN JOAQUIN	JEFFERSON ELEMENTARY	JEFFERSON ELEMENTARY	57/68544-00-001	3/19/2015	\$2,583,090.00
SACRAMENTO	ELK GROVE UNIFIED	DILLARD ELEMENTARY	50/67314-00-044	3/23/2015	\$6,099,741.00
SACRAMENTO	ELK GROVE UNIFIED	DILLARD ELEMENTARY	57/67314-00-019	3/23/2015	\$1,349,280.00
SANTA CLARA	FREMONT UNION HIGH	HOMESTEAD HIGH	50/69468-04-001	3/25/2015	\$1,862,325.00
SANTA CLARA	FREMONT UNION HIGH	HOMESTEAD HIGH	57/68468-00-016	3/25/2015	\$1,471,457.00
GLENN	CAPAY JOINT UNION ELEMENTARY	CAPAY JOINT UNION ELEMENTARY	57/62554-00-002	3/27/2015	\$1,869,844.00
SAN BERNARDINO	CHAFFEY JOINT UNION HIGH	RANCHO CUCAMONGA HIGH	50/67652-00-016	4/3/2015	\$1,834,990.00
SAN BERNARDINO	CHAFFEY JOINT UNION HIGH	ETIWANDA HIGH	50/67652-00-017	4/3/2015	\$2,416,773.00
KERN	BAKERSFIELD CITY ELEMENTARY	COMPTON JUNIOR HIGH	57/63321-00-016	4/8/2015	\$5,431,830.00
SANTA BARBARA	SANTA MARIA-BONITA	JIMENEZ ELEMENTARY (aka ACQUISTAPACE)	50/69120-00-018	4/10/2015	\$1,938,152.00
SANTA BARBARA	SANTA MARIA-BONITA	TOMMIE KUNST JUNIOR HIGH	50/69120-00-019	4/10/2015	\$3,185,688.00
ORANGE	IRVINE UNIFIED	PORTOLA SPRINGS ELEMENTARY	50/73650-00-022	4/13/2015	\$30,701,042.00
SAN FRANCISCO	SAN FRANCISCO UNIFIED	LONGFELLOW ELEMENTARY	57/68478-00-055	4/14/2015	\$4,547,098.00
LOS ANGELES	SULPHUR SPRINGS UNION ELEMENTARY	VALLEY VIEW ELEMENTARY	50/65045-00-010	4/28/2015	\$5,692,799.00
ORANGE	IRVINE UNIFIED	BEACON PARK SCHOOL	50/73650-00-023	4/29/2015	\$39,693,767.00
SAN BERNARDINO	CHAFFEY JOINT UNION HIGH	ALTA LOMA HIGH	50/67652-00-018	5/1/2015	\$2,815,318.00
SAN FRANCISCO	SAN FRANCISCO UNIFIED	DANIEL WEBSTER ELEMENTARY	57/68478-00-056	5/4/2015	\$3,021,897.00
SAN BERNARDINO	CHAFFEY JOINT UNION HIGH	ONTARIO HIGH	50/67652-00-019	5/7/2015	\$3,543,020.00
SAN DIEGO	SAN DIEGUITO UNION HIGH	PACIFIC TRAILS MIDDLE	50/68346-00-004	5/8/2015	\$15,622,238.00
LOS ANGELES	TEMPLE CITY UNIFIED	CLOVERLY ELEMENTARY	57/65052-00-009	5/14/2015	\$2,507,334.00
FRESNO	BURREL UNION ELEMENTARY	BURREL ELEMENTARY	57/62042-00-001	5/22/2015	\$164,483.00
FRESNO	SANGER UNIFIED	LINCOLN ELEMENTARY	57/62414-00-014	5/28/2015	\$997,535.00
SAN FRANCISCO	SAN FRANCISCO UNIFIED	PAUL REVERE ELEMENTARY	57/68478-00-057	5/29/2015	\$3,933,037.00
RIVERSIDE	PALM SPRINGS UNIFIED	WENZLAFF (EDWARD L.) ELEMENTARY	57/67173-00-009	6/11/2015	\$4,034,846.00
FRESNO	CLOVIS UNIFIED	WELDON ELEMENTARY	57/62117-00-047	6/19/2015	\$3,083,950.00
LOS ANGELES	TEMPLE CITY UNIFIED	DOUGLAS SEARS LEARNING CENTER	50/65052-00-002	6/19/2015	\$213,824.00
TULARE	DINUBA UNIFIED	LINCOLN ELEMENTARY	57/75531-00-010	6/22/2015	\$174,150.00
TULARE	DINUBA UNIFIED	ROOSEVELT ELEMENTARY	57/75531-00-011	6/22/2015	\$100,771.00
IMPERIAL	BRAWLEY ELEMENTARY	HIDALGO/WITTER ELEMENTARY	57/63073-00-002	6/25/2015	\$469,748.00

New Construction: \$144,961,036.50

Modernization: \$52,076,809.00

Total: \$197,037,845.50

SCHOOL DISTRICT DATA

Application No: 50/75002-00-002
 School District: Ross Valley

County: Marin
 School Name: White Hill Middle

PROJECT DATA

Type of Project: Middle School
 K-6: 155
 7-8:
 9-12:
 Non-Severe: 15
 Severe:
 Application Filing Basis: District Wide
 Number of Classrooms: 9
 Master Acres: 14
 Existing Acres: 12.7
 Proposed Acres:
 Recommended Acres: 14
 Facility Hardship (a): No
 Financial Hardship Requested: No
 Alternative Education School: No
 Addition to Existing Site: Yes

ADJUSTED GRANT DATA

New Construction Grant	\$	2,234,365.00
Project Assistance		7,460.00
Fire Detection Alarm		2,970.00
Prevailing Wage Monitoring		3,664.00
Service Site		570,109.00
Off-Site		8,047.00
Utilities		108,145.00
Total State Share (50%)		<u>2,934,760.00</u>
District Share (50%)		<u>2,934,760.00</u>
Total Project Cost	\$	<u>5,869,520.00</u>

PROJECT FINANCING

State Share
 This Project \$ 2,934,760.00
District Share
 Cash Contribution 2,934,760.00
 Financial Hardship
 Total Project Cost \$ 5,869,520.00

HISTORY OF PROJECT COST AND APPORTIONMENT

	Fund Code	Proposition	Previously Authorized	Authorized This Action	Unfunded Approval This Action
<u>State Share</u>					
New Construction/Add. Grant	951-500	51	\$	\$ 2,934,760.00	\$ 2,934,760.00
<u>District Share</u>					
Cash Contribution				<u>2,934,760.00</u>	
Total			\$	<u>5,869,520.00</u>	<u>2,934,760.00</u>

Funding Source: Proposition 51 Bonds/2016-Nov.

Pursuant to the Board's action on March 11, 2009, this application has been approved and placed on the Unfunded List (Lack of AB 55 Loans). This approval does not constitute a guarantee or commitment of future State funding.

The District shall ensure that it is in compliance with all applicable laws, regulations and certifications it made on the program forms.

This project is a Use of Grants under Regulation Section 1859.77.3(b).

The District is responsible for ensuring that the project is compliant with Prevailing Wage Monitoring and/or Labor Compliance Program requirements at the time construction contracts are executed and/or construction commenced.

Based on the Board's action on June 5, 2017, this project is subject to the Grant Agreement submittal pursuant to School Facility Program Regulation Section 1859.90.4.

SCHOOL DISTRICT DATA

Application No: 50/65755-00-009	County: Merced
School District: Los Banos Unified	School Name: New Middle School #1

PROJECT DATA

Type of Project:	Middle School
K-6:	
7-8:	915
9-12:	
Non-Severe:	13
Severe:	
Application Filing Basis:	District Wide
Number of Classrooms:	37
Master Acres:	21.9
Existing Acres:	
Proposed Acres:	15.81
Recommended Acres:	21.9
Facility Hardship (a):	No
Financial Hardship Requested:	No
Alternative Education School:	No
Addition to Existing Site:	No
Core Facilities:	Multi-Purpose/Kitchen, Gymnasium, Library/Media Center, Administration, Toilet

ADJUSTED GRANT DATA

New Construction Grant	\$	12,102,401.00
Fire Detection Alarm		18,859.00
Sprinkler System		227,974.00
Multi-Level Constr.	32Crs.	1,337,576.00
Site Acquisition		790,688.00
Service Site		969,848.00
Off-Site		237,990.00
Utilities		124,119.00
General Site		1,120,274.50
Total State Share (50%)		16,929,729.50
District Share (50%)		16,929,729.50
Total Project Cost	\$	33,859,459.00

PROJECT FINANCING

<u>State Share</u>	
This Project	\$ 16,929,729.50
<u>District Share</u>	
Cash Contribution	16,929,729.50
Financial Hardship	
Total Project Cost	\$ 33,859,459.00

HISTORY OF PROJECT COST AND APPORTIONMENT

	Fund Code	Proposition	Previously Authorized	Authorized This Action	Unfunded Approval This Action
<u>State Share</u>					
New Construction/Add. Grant	951-500	51	\$	\$ 16,929,729.50	\$ 16,929,729.50
<u>District Share</u>					
Cash Contribution				16,929,729.50	
Total			\$	\$ 33,859,459.00	\$ 16,929,729.50

Funding Source: Proposition 51 Bonds/2016-Nov.

Pursuant to the Board's action on March 11, 2009, this application has been approved and placed on the Unfunded List (Lack of AB 55 Loans). This approval does not constitute a guarantee or commitment of future State funding.

The District shall ensure that it is in compliance with all applicable laws, regulations and certifications it made on the program forms.

Based on the Board's action on June 5, 2017, this project is subject to the Grant Agreement submittal pursuant to School Facility Program Regulation Section 1859.90.4.

The District is responsible for ensuring that the project is compliant with Prevailing Wage Monitoring and/or Labor Compliance Program requirements at the time construction contracts are executed and/or construction commenced.

SCHOOL DISTRICT DATA

Application No: 50/61499-00-002
School District: Manzanita Elementary

County: Butte
School Name: Manzanita Elementary

PROJECT DATA

Type of Project: Elementary School
 K-6: 165
 7-8: 18
 9-12:
 Non-Severe:
 Severe:
Application Filing Basis: District Wide
Number of Classrooms: 8
Master Acres: 14.3
Existing Acres: 15.86
Proposed Acres:
Recommended Acres: 12.8
Facility Hardship (a): No
Financial Hardship Requested: Yes
Alternative Education School: No
Addition to Existing Site: Yes

ADJUSTED GRANT DATA

New Construction Grant	\$	2,244,723.00
Project Assistance		7,460.00
Fire Detection Alarm		2,835.00
Service Site		307,052.00
Utilities		33,427.00
Total State Share (50%)		2,595,497.00
District Share (50%)		2,595,497.00
Total Project Cost	\$	5,190,994.00

PROJECT FINANCING

State Share
This Project **\$** 2,595,497.00
District Share
Cash Contribution 281,374.00
Financial Hardship 2,314,123.00
Total Project Cost **\$** **5,190,994.00**

HISTORY OF PROJECT COST AND APPORTIONMENT

	Fund Code	Proposition	Previously Authorized	Authorized This Action	Unfunded Approval This Action
State Share					
New Construction/Add. Grant	055-500	55	\$ 358,906.00		
New Construction/Add. Grant	951-500	51		\$ 2,236,591.00	\$ 2,236,591.00
District Share					
Cash Contribution			1,450.00	279,924.00	
Financial Hardship	055-500	55	357,456.00		
Financial Hardship	951-500	51		1,956,667.00	1,956,667.00
Total			\$ 717,812.00	\$ 4,473,182.00	\$ 4,193,258.00

Funding Sources: Proposition 55 Bonds/2004-Mar.; Proposition 51 Bonds/2016-Nov.
Pursuant to the Board's action on March 11, 2009, this application has been approved and placed on the Unfunded List (Lack of AB 55 Loans). This approval does not constitute a guarantee or commitment of future State funding.

Amounts shown for financial hardship assistance are subject to adjustment as a result of a review of the District's financial records pursuant to Regulation Section 1859.81(a) at the time of apportionment.

The District shall ensure that it is in compliance with all applicable laws, regulations and certifications it made on the program forms.

Based on the Board's action on June 5, 2017, this project is subject to the Grant Agreement submittal pursuant to School Facility Program Regulation Section 1859.90.4.

The District is responsible for ensuring that the project is compliant with Prevailing Wage Monitoring and/or Labor Compliance Program requirements at the time construction contracts are executed and/or construction commenced.

Pursuant to Education Code Section 17072.25, valid Division of the State Architect approval must be obtained for the project prior to receiving and Apportionment. Otherwise, the project will receive an occurrence for non-participation pursuant to School Facility Program Regulation Section 1859.90.3.

The District qualifies for financial hardship pursuant to SFP Regulation Section 1859.81(c)(4). The District has demonstrated it is financially unable to provide all or a part of the matching funds and is levying the developer fees or equal alternative revenue source justified by law. The District's total bonding capacity (as of March 12, 2019) is \$5 million or less.

SCHOOL DISTRICT DATA

Application No: 57/64725-00-019 County: Los Angeles
 School District: Long Beach Unified School Name: Jordan High

PROJECT DATA

Type of Project:	High School	Application Filing Basis:	Site Specific
Pupils Assigned Under 50 Yrs:		Pupils Assigned Over 50 Yrs:	
K-6:		K-6:	
7-8:		7-8:	
9-12:	223	9-12:	479
Non-Severe:	8	Non-Severe:	18
Severe:		Severe:	
Financial Hardship Requested:	No	Recommended Acres:	70.9
Alternative Education School:	No	Existing Acres:	26.89

ADJUSTED GRANT DATA

Modernization Grant - Under 50 Yrs	\$ 1,513,337.00
Modernization Grant - Over 50 Yrs	4,526,443.00
Fire Detection Alarm	113,230.00
Prevailing Wage Monitoring	12,480.00
Urban/Security/Impacted Site	1,350,453.00
Site Development	262,835.00
Accessibility/Fire Code Req.	181,193.00
Two Stop Elevators	372,240.00
Total State Share (60%)	8,332,211.00
District Share (40%)	5,554,807.00
Total Project Cost	<u>\$ 13,887,018.00</u>

PROJECT FINANCING

<u>State Share</u>	
This Project	\$ 8,332,211.00
<u>District Share</u>	
Cash Contribution	5,554,807.00
Financial Hardship	
Total Project Cost	<u>\$ 13,887,018.00</u>

HISTORY OF PROJECT COST AND APPORTIONMENT

	Fund Code	Proposition	Previously Authorized	Authorized This Action	Unfunded Approval This Action
<u>State Share</u>					
Modernization/Additional Grant	951-570	51	\$	\$ 8,332,211.00	\$ 8,332,211.00
<u>District Share</u>					
Cash Contribution				5,554,807.00	
Total			\$	<u>\$ 13,887,018.00</u>	<u>\$ 8,332,211.00</u>

Funding Source: Proposition 51 Bonds/2016-Nov.

Pursuant to the Board's action on March 11, 2009, this application has been approved and placed on the Unfunded List (Lack of AB 55 Loans). This approval does not constitute a guarantee or commitment of future State funding.

The District shall ensure that it is in compliance with all applicable laws, regulations and certifications it made on the program forms.

Based on the Board's action on June 5, 2017, this project is subject to the Grant Agreement submittal pursuant to School Facility Program Regulation Section 1859.90.4.

The District is responsible for ensuring that the project is compliant with Prevailing Wage Monitoring and/or Labor Compliance Program requirements at the time construction contracts are executed and/or construction commenced.

Pursuant to Education Code Section 17070.50, valid California Department of Education approvals must be obtained for the project prior to receiving and Apportionment. Otherwise, the project will receive an occurrence for non-participation pursuant to School Facility Program Regulation Section 1859.90.3.

SCHOOL DISTRICT DATA

Application No: 57/66423-00-031 County: Orange
 School District: Anaheim Elementary School Name: Stoddard Elementary

PROJECT DATA

Type of Project:	Elementary School	Application Filing Basis:	Site Specific
Pupils Assigned Under 50 Yrs:	K-6: 225	Pupils Assigned Over 50 Yrs:	K-6: 500
	7-8:		7-8:
	9-12:		9-12:
	Non-Severe:		Non-Severe:
	Severe:		Severe:
Financial Hardship Requested:	No	Recommended Acres:	12.5
Alternative Education School:	No	Existing Acres:	4.4

ADJUSTED GRANT DATA

Modernization Grant - Under 50 Yrs	\$ 1,044,900.00
Modernization Grant - Over 50 Yrs	3,226,000.00
Fire Detection Alarm	109,475.00
Urban/Security/Impacted Site	993,343.00
Accessibility/Fire Code Req.	128,127.00
Two Stop Elevators	124,080.00
Total State Share (60%)	5,625,925.00
District Share (40%)	3,750,617.00
Total Project Cost	<u>\$ 9,376,542.00</u>

PROJECT FINANCING

<u>State Share</u>	
This Project	\$ 5,625,925.00
<u>District Share</u>	
Cash Contribution	3,750,617.00
Financial Hardship	
Total Project Cost	<u>\$ 9,376,542.00</u>

HISTORY OF PROJECT COST AND APPORTIONMENT

	Fund Code	Proposition	Previously Authorized	Authorized This Action	Unfunded Approval This Action
<u>State Share</u>					
Modernization/Additional Grant	951-570	51	\$	\$ 5,625,925.00	\$ 5,625,925.00
<u>District Share</u>					
Cash Contribution				3,750,617.00	
Total			\$	<u>\$ 9,376,542.00</u>	<u>\$ 5,625,925.00</u>

Funding Source: Proposition 51 Bonds/2016-Nov.

Pursuant to the Board's action on March 11, 2009, this application has been approved and placed on the Unfunded List (Lack of AB 55 Loans). This approval does not constitute a guarantee or commitment of future State funding.

The District shall ensure that it is in compliance with all applicable laws, regulations and certifications it made on the program forms.

The District is responsible for ensuring that the project is compliant with Prevailing Wage Monitoring and/or Labor Compliance Program requirements at the time construction contracts are executed and/or construction commenced.

Based on the Board's action on June 5, 2017, this project is subject to the Grant Agreement submittal pursuant to School Facility Program Regulation Section 1859.90.4.

SCHOOL DISTRICT DATA

Application No: 57/68478-00-054	County: San Francisco
School District: San Francisco Unified	School Name: McKinley Elementary

PROJECT DATA

Type of Project: Elementary School	Application Filing Basis: Site Specific
Pupils Assigned Under 50 Yrs:	
K-6: 332	
7-8:	
9-12:	
Non-Severe: 21	
Severe: 1	
Financial Hardship Requested: No	Recommended Acres: 7.3
Alternative Education School: No	Existing Acres: 1.4

ADJUSTED GRANT DATA

Modernization Grant - Under 50 Yrs	\$ 1,764,573.00
Fire Detection Alarm	56,385.00
Urban/Security/Impacted Site	504,428.00
Accessibility/Fire Code Req.	52,937.00
Total State Share (60%)	2,378,323.00
District Share (40%)	1,585,549.00
Total Project Cost	\$ 3,963,872.00

PROJECT FINANCING

State Share	
This Project	\$ 2,378,323.00
District Share	
Cash Contribution	1,585,549.00
Financial Hardship	
Total Project Cost	\$ 3,963,872.00

HISTORY OF PROJECT COST AND APPORTIONMENT

	Fund Code	Proposition	Previously Authorized	Authorized This Action	Unfunded Approval This Action
State Share					
Modernization/Additional Grant	951-570	51	\$	\$ 2,378,323.00	\$ 2,378,323.00
District Share					
Cash Contribution				1,585,549.00	
Total			\$	\$ 3,963,872.00	\$ 2,378,323.00

Funding Source: Proposition 51 Bonds/2016-Nov.

Pursuant to the Board's action on March 11, 2009, this application has been approved and placed on the Unfunded List (Lack of AB 55 Loans). This approval does not constitute a guarantee or commitment of future State funding.

The District shall ensure that it is in compliance with all applicable laws, regulations and certifications it made on the program forms.

The District is responsible for ensuring that the project is compliant with Prevailing Wage Monitoring and/or Labor Compliance Program requirements at the time construction contracts are executed and/or construction commenced.

Based on the Board's action on June 5, 2017, this project is subject to the Grant Agreement submittal pursuant to School Facility Program Regulation Section 1859.90.4.

SCHOOL DISTRICT DATA

Application No: 50/73908-00-010	County: Kern
School District: McFarland Unified	School Name: New Elementary School

PROJECT DATA

Type of Project:	Elementary School
K-6:	259
7-8:	
9-12:	
Non-Severe:	
Severe:	
Application Filing Basis:	District Wide
Number of Classrooms:	20
Master Acres:	11.8
Existing Acres:	
Proposed Acres:	14
Recommended Acres:	11.8
Facility Hardship (a):	No
Financial Hardship Requested:	No
Alternative Education School:	No
Addition to Existing Site:	No

ADJUSTED GRANT DATA

New Construction Grant	\$	3,159,023.00
Fire Detection Alarm		3,885.00
Sprinkler System		53,095.00
Site Acquisition		194,104.00
Service Site		869,009.00
Off-Site		518,777.00
Utilities		66,625.00
General Site		419,094.00
Total State Share (50%)		5,283,612.00
District Share (50%)		5,283,612.00
Total Project Cost	\$	10,567,224.00

PROJECT FINANCING

<u>State Share</u>		
This Project	\$	5,283,612.00
<u>District Share</u>		
Cash Contribution		5,283,612.00
Financial Hardship		
Total Project Cost	\$	10,567,224.00

HISTORY OF PROJECT COST AND APPORTIONMENT

	Fund Code	Proposition	Previously Authorized	Authorized This Action		Unfunded Approval This Action
<u>State Share</u>						
New Construction/Add. Grant	951-500	51	\$	\$ 5,283,612.00	\$	5,283,612.00
<u>District Share</u>						
Cash Contribution				5,283,612.00		
Total			\$	10,567,224.00	\$	5,283,612.00

Funding Source: Proposition 51 Bonds/2016-Nov.
 Pursuant to the Board's action on March 11, 2009, this application has been approved and placed on the Unfunded List (Lack of AB 55 Loans). This approval does not constitute a guarantee or commitment of future State funding.

The District shall ensure that it is in compliance with all applicable laws, regulations and certifications it made on the program forms.

Based on the Board's action on June 5, 2017, this project is subject to the Grant Agreement submittal pursuant to School Facility Program Regulation Section 1859.90.4.

The District is responsible for ensuring that the project is compliant with Prevailing Wage Monitoring and/or Labor Compliance Program requirements at the time construction contracts are executed and/or construction commenced.

SCHOOL DISTRICT DATA

Application No: 57/68544-00-001 County: San Joaquin
 School District: Jefferson Elementary School Name: Jefferson Elementary

PROJECT DATA

Type of Project: Elementary School Pupils Assigned Under 50 Yrs: <table border="0" style="margin-left: 20px;"> <tr><td>K-6:</td><td>85</td></tr> <tr><td>7-8:</td><td>102</td></tr> <tr><td>9-12:</td><td></td></tr> </table> Non-Severe: Severe:	K-6:	85	7-8:	102	9-12:		Application Filing Basis: Site Specific Pupils Assigned Over 50 Yrs: <table border="0" style="margin-left: 20px;"> <tr><td>K-6:</td><td>94</td></tr> <tr><td>7-8:</td><td>113</td></tr> <tr><td>9-12:</td><td></td></tr> </table> Non-Severe: Severe:	K-6:	94	7-8:	113	9-12:	
K-6:	85												
7-8:	102												
9-12:													
K-6:	94												
7-8:	113												
9-12:													
Financial Hardship Requested: No	Recommended Acres: 8.1												
Alternative Education School: No	Existing Acres: 12.5												

ADJUSTED GRANT DATA

Modernization Grant - Under 50 Yrs	\$ 895,764.00
Modernization Grant - Over 50 Yrs	1,377,600.00
Project Assistance	3,978.00
Fire Detection Alarm	59,494.00
Prevailing Wage Monitoring	3,869.00
Site Development	174,184.00
Accessibility/Fire Code Req.	68,201.00
Total State Share (60%)	2,583,090.00
District Share (40%)	1,722,060.00
Total Project Cost	<u>\$ 4,305,150.00</u>

PROJECT FINANCING

<u>State Share</u>	
This Project	\$ 2,583,090.00
<u>District Share</u>	
Cash Contribution	1,722,060.00
Financial Hardship	
Total Project Cost	<u>\$ 4,305,150.00</u>

HISTORY OF PROJECT COST AND APPORTIONMENT

	Fund Code	Proposition	Previously Authorized	Authorized This Action	Unfunded Approval This Action
<u>State Share</u>					
Modernization/Additional Grant	951-570	51	\$	\$ 2,583,090.00	\$ 2,583,090.00
<u>District Share</u>					
Cash Contribution				1,722,060.00	
Total			\$	<u>\$ 4,305,150.00</u>	<u>\$ 2,583,090.00</u>

Funding Source: Proposition 51 Bonds/2016-Nov.

Pursuant to the Board's action on March 11, 2009, this application has been approved and placed on the Unfunded List (Lack of AB 55 Loans). This approval does not constitute a guarantee or commitment of future State funding.

The District shall ensure that it is in compliance with all applicable laws, regulations and certifications it made on the program forms.

The District is responsible for ensuring that the project is compliant with Prevailing Wage Monitoring and/or Labor Compliance Program requirements at the time construction contracts are executed and/or construction commenced.

Based on the Board's action on June 5, 2017, this project is subject to the Grant Agreement submittal pursuant to School Facility Program Regulation Section 1859.90.4.

SCHOOL DISTRICT DATA

Application No: 50/67314-00-044
School District: Elk Grove Unified

County: Sacramento
School Name: Dillard Elementary

PROJECT DATA

Type of Project: Elementary School
 K-6: 350
 7-8:
 9-12:
 Non-Severe:
 Severe:
Application Filing Basis: District Wide
Number of Classrooms: 14
Master Acres: 13.8
Existing Acres: 10.44
Proposed Acres:
Recommended Acres: 9.6
Facility Hardship (a): No
Financial Hardship Requested: No
Alternative Education School: No
Addition to Existing Site: Yes

ADJUSTED GRANT DATA

New Construction Grant	\$	4,268,950.00
Fire Detection Alarm		5,250.00
Prevailing Wage Monitoring		7,615.00
Service Site		243,809.00
Off-Site		2,471.00
Utilities		1,571,646.00
Total State Share (50%)		6,099,741.00
District Share (50%)		6,099,741.00
Total Project Cost	\$	12,199,482.00

PROJECT FINANCING

State Share
This Project **\$** 6,099,741.00
District Share
Cash Contribution 6,099,741.00
Financial Hardship
Total Project Cost **\$** 12,199,482.00

HISTORY OF PROJECT COST AND APPORTIONMENT

	Fund Code	Proposition	Previously Authorized	Authorized This Action	Unfunded Approval This Action
State Share					
New Construction/Add. Grant	951-500	51	\$	\$ 6,099,741.00	\$ 6,099,741.00
District Share					
Cash Contribution				6,099,741.00	
Total			\$	\$ 12,199,482.00	\$ 6,099,741.00

Funding Source: Proposition 51 Bonds/2016-Nov.

Pursuant to the Board's action on March 11, 2009, this application has been approved and placed on the Unfunded List (Lack of AB 55 Loans). This approval does not constitute a guarantee or commitment of future State funding.

The District shall ensure that it is in compliance with all applicable laws, regulations and certifications it made on the program forms.

The District is responsible for ensuring that the project is compliant with Prevailing Wage Monitoring and/or Labor Compliance Program requirements at the time construction contracts are executed and/or construction commenced.

Based on the Board's action on June 5, 2017, this project is subject to the Grant Agreement submittal pursuant to School Facility Program Regulation Section 1859.90.4.

SCHOOL DISTRICT DATA

Application No: 57/67314-00-019 County: Sacramento
 School District: Elk Grove Unified School Name: Dillard Elementary

PROJECT DATA

Type of Project:	Elementary School	Application Filing Basis:	Site Specific
Pupils Assigned Under 50 Yrs:	K-6: 95	Pupils Assigned Over 50 Yrs:	K-6: 111
	7-8:		7-8:
	9-12:		9-12:
	Non-Severe:		Non-Severe:
	Severe:		Severe:
Financial Hardship Requested:	No	Recommended Acres:	9.6
Alternative Education School:	No	Existing Acres:	10.44

ADJUSTED GRANT DATA

Modernization Grant - Under 50 Yrs	\$ 441,180.00
Modernization Grant - Over 50 Yrs	716,172.00
Fire Detection Alarm	31,106.00
Prevailing Wage Monitoring	2,021.00
Accessibility/Fire Code Req.	34,721.00
Two Stop Elevators	124,080.00
Total State Share (60%)	1,349,280.00
District Share (40%)	899,520.00
Total Project Cost	<u>\$ 2,248,800.00</u>

PROJECT FINANCING

<u>State Share</u>	
This Project	\$ 1,349,280.00
<u>District Share</u>	
Cash Contribution	899,520.00
Financial Hardship	
Total Project Cost	<u>\$ 2,248,800.00</u>

HISTORY OF PROJECT COST AND APPORTIONMENT

	Fund Code	Proposition	Previously Authorized	Authorized This Action	Unfunded Approval This Action
<u>State Share</u>					
Modernization/Additional Grant	951-570	51	\$	\$ 1,349,280.00	\$ 1,349,280.00
<u>District Share</u>					
Cash Contribution				899,520.00	
Total			\$	<u>\$ 2,248,800.00</u>	<u>\$ 1,349,280.00</u>

Funding Source: Proposition 51 Bonds/2016-Nov.

Pursuant to the Board's action on March 11, 2009, this application has been approved and placed on the Unfunded List (Lack of AB 55 Loans). This approval does not constitute a guarantee or commitment of future State funding.

The District shall ensure that it is in compliance with all applicable laws, regulations and certifications it made on the program forms.

Based on the Board's action on June 5, 2017, this project is subject to the Grant Agreement submittal pursuant to School Facility Program Regulation Section 1859.90.4.

The District is responsible for ensuring that the project is compliant with Prevailing Wage Monitoring and/or Labor Compliance Program requirements at the time construction contracts are executed and/or construction commenced.

SCHOOL DISTRICT DATA

Application No: 50/69468-04-001
School District: Fremont Union High
High School Attendance Area: Fremont Union High – Homestead

County: Santa Clara
School Name: Homestead High

PROJECT DATA

Type of Project: High School
K-6:
7-8:
9-12: 81
Non-Severe:
Severe:
Application Filing Basis: High School Attendance Area
Number of Classrooms: 3
Master Acres:
Existing Acres: 36
Proposed Acres:
Recommended Acres: 60.9
Facility Hardship (a): No
Financial Hardship Requested: No
Alternative Education School: No
Addition to Existing Site: Yes

ADJUSTED GRANT DATA

New Construction Grant	\$	1,329,615.00
Fire Detection Alarm		2,673.00
Prevailing Wage Monitoring		2,325.00
Service Site		328,872.00
Utilities		39,286.00
Small Size Project		159,554.00
Total State Share (50%)		<u>1,862,325.00</u>
District Share (50%)		<u>1,862,325.00</u>
Total Project Cost	\$	<u>3,724,650.00</u>

PROJECT FINANCING

State Share
This Project \$ 1,862,325.00
District Share
Cash Contribution 1,862,325.00
Financial Hardship
Total Project Cost \$ 3,724,650.00

HISTORY OF PROJECT COST AND APPORTIONMENT

	Fund Code	Proposition	Previously Authorized	Authorized This Action	Unfunded Approval This Action
State Share					
New Construction/Add. Grant	951-500	51	\$	\$ 1,862,325.00	\$ 1,862,325.00
District Share					
Cash Contribution				<u>1,862,325.00</u>	
Total			\$	<u>3,724,650.00</u>	<u>1,862,325.00</u>

Funding Source: Proposition 51 Bonds/2016-Nov.

Pursuant to the Board's action on March 11, 2009, this application has been approved and placed on the Unfunded List (Lack of AB 55 Loans). This approval does not constitute a guarantee or commitment of future State funding.

The District shall ensure that it is in compliance with all applicable laws, regulations and certifications it made on the program forms.

Based on the Board's action on June 5, 2017, this project is subject to the Grant Agreement submittal pursuant to School Facility Program Regulation Section 1859.90.4.

The District is responsible for ensuring that the project is compliant with Prevailing Wage Monitoring and/or Labor Compliance Program requirements at the time construction contracts are executed and/or construction commenced.

SCHOOL DISTRICT DATA

Application No: 57/69468-00-016 County: Santa Clara
 School District: Fremont Union High School Name: Homestead High

PROJECT DATA

Type of Project: High School Application Filing Basis: Site Specific
 Pupils Assigned Over 50 Years: K-6:
 7-8:
 9-12: 132
 Non-Severe:
 Severe:
 Financial Hardship Requested: No Recommended Acres: 60.9
 Alternative Education School: No Existing Acres: 36

ADJUSTED GRANT DATA

Modernization Grant - Over 50 Yrs	\$ 1,179,156.00
Fire Detection Alarm	19,932.00
Prevailing Wage Monitoring	2,204.00
Small Size Project	47,166.00
Urban/Security/Impacted Site	187,624.00
Accessibility/Fire Code Req.	35,375.00
Total State Share (60%)	1,471,457.00
District Share (40%)	980,971.00
Total Project Cost	<u>\$ 2,452,428.00</u>

PROJECT FINANCING

<u>State Share</u>	
This Project	\$ 1,471,457.00
<u>District Share</u>	
Cash Contribution	980,971.00
Financial Hardship	
Total Project Cost	<u>\$ 2,452,428.00</u>

HISTORY OF PROJECT COST AND APPORTIONMENT

	Fund Code	Proposition	Previously Authorized	Authorized This Action	Unfunded Approval This Action
<u>State Share</u>					
Modernization/Additional Grant	957-570	1D	\$	\$ 1,471,457.00	\$ 1,471,457.00
<u>District Share</u>					
Cash Contribution				980,971.00	
Total			<u>\$</u>	<u>\$ 2,452,428.00</u>	<u>\$ 1,471,457.00</u>

Funding Source: Proposition 1D Bonds/2006-Nov.
 Pursuant to the Board's action on March 11, 2009, this application has been approved and placed on the Unfunded List (Lack of AB 55 Loans). This approval does not constitute a guarantee or commitment of future State funding.
 The District shall ensure that it is in compliance with all applicable laws, regulations and certifications it made on the program forms.
 The District is responsible for ensuring that the project is compliant with Prevailing Wage Monitoring and/or Labor Compliance Program requirements at the time construction contracts are executed and/or construction commenced.
 Based on the Board's action on June 5, 2017, this project is subject to the Grant Agreement submittal pursuant to School Facility Program Regulation Section 1859.90.4.

SCHOOL DISTRICT DATA

Application No: 57/62554-00-002 County: Glenn
 School District: Capay Joint Union Elementary School Name: Capay Joint Union Elementary

PROJECT DATA

Type of Project: Elementary School Pupils Assigned Under 50 Yrs: <table border="0" style="margin-left: 20px;"> <tr><td>K-6:</td><td>21</td></tr> <tr><td>7-8:</td><td>37</td></tr> <tr><td>9-12:</td><td></td></tr> </table> Non-Severe: Severe:	K-6:	21	7-8:	37	9-12:		Application Filing Basis: Site Specific Pupils Assigned Over 50 Yrs: <table border="0" style="margin-left: 20px;"> <tr><td>K-6:</td><td>126</td></tr> <tr><td>7-8:</td><td>6</td></tr> <tr><td>9-12:</td><td></td></tr> </table> Non-Severe: Severe:	K-6:	126	7-8:	6	9-12:	
K-6:	21												
7-8:	37												
9-12:													
K-6:	126												
7-8:	6												
9-12:													
Financial Hardship Requested: Yes	Recommended Acres: 6.6												
Alternative Education School: No	Existing Acres: 9.2												

ADJUSTED GRANT DATA

Modernization Grant - Under 50 Yrs	\$ 279,268.00
Modernization Grant - Over 50 Yrs	853,896.00
Project Assistance	3,978.00
Fire Detection Alarm	28,690.00
Small Size Project	45,327.00
Accessibility/Fire Code Req.	64,425.00
Total State Share (60%)	1,275,584.00
District Share (40%)	850,389.00
Total Project Cost	<u>\$ 2,125,973.00</u>

PROJECT FINANCING

<u>State Share</u>	
This Project	\$ 1,275,584.00
<u>District Share</u>	
Cash Contribution	35,967.00
Financial Hardship	814,422.00
Total Project Cost	<u>\$ 2,125,973.00</u>

HISTORY OF PROJECT COST AND APPORTIONMENT

	Fund Code	Proposition	Previously Authorized	Authorized This Action	Unfunded Approval This Action
<u>State Share</u>					
Modernization/Additional Grant	057-570	1D	\$ 132,885.00		
Modernization/Additional Grant	951-570	51		\$ 1,142,699.00	\$ 1,142,699.00
<u>District Share</u>					
Cash Contribution			1,313.00	34,654.00	
Financial Hardship	057-570	1D	87,277.00		
Financial Hardship	951-570	51		727,145.00	727,145.00
Total			<u>\$ 221,475.00</u>	<u>\$ 1,904,498.00</u>	<u>\$ 1,869,844.00</u>

Funding Sources: Proposition 1D Bonds/2006-Nov.; Proposition 51 Bonds/2016-Nov.
 Pursuant to the Board's action on March 11, 2009, this application has been approved and placed on the Unfunded List (Lack of AB 55 Loans). This approval does not constitute a guarantee or commitment of future State funding.

Amounts shown for financial hardship assistance are subject to adjustment as a result of a review of the District's financial records pursuant to Regulation Section 1859.81(a) at the time of apportionment.
 The District shall ensure that it is in compliance with all applicable laws, regulations and certifications it made on the program forms.

Based on the Board's action on June 5, 2017, this project is subject to the Grant Agreement submittal pursuant to School Facility Program Regulation Section 1859.90.4.

The District is responsible for ensuring that the project is compliant with Prevailing Wage Monitoring and/or Labor Compliance Program requirements at the time construction contracts are executed and/or construction commenced.

The District qualifies for financial hardship pursuant to SFP Regulation Section 1859.81(c)(4). The District has demonstrated it is financially unable to provide all or a part of the matching funds and is levying the developer fees or equal alternative revenue source justified by law. The District's total bonding capacity (as of February 6, 2019) is \$5 million or less.

SCHOOL DISTRICT DATA

Application No: 50/67652-00-016
School District: Chaffey Joint Union High

County: San Bernardino
School Name: Rancho Cucamonga High

PROJECT DATA

Type of Project: High School
K-6:
7-8:
9-12: 54
Non-Severe:
Severe:
Application Filing Basis: District Wide
Number of Classrooms: 2
Master Acres: 73.4
Existing Acres: 39
Proposed Acres:
Recommended Acres: 73.4
Facility Hardship (a): No
Financial Hardship Requested: No
Alternative Education School: No
Addition to Existing Site: Yes

ADJUSTED GRANT DATA

New Construction Grant	\$	886,410.00
Fire Detection Alarm		1,782.00
Service Site		810,133.00
Utilities		30,296.00
Small Size Project		106,369.00
Total State Share (50%)		<u>1,834,990.00</u>
District Share (50%)		<u>1,834,990.00</u>
Total Project Cost	\$	<u><u>3,669,980.00</u></u>

PROJECT FINANCING

State Share
This Project \$ 1,834,990.00
District Share
Cash Contribution 1,834,990.00
Financial Hardship
Total Project Cost \$ 3,669,980.00

HISTORY OF PROJECT COST AND APPORTIONMENT

	Fund Code	Proposition	Previously Authorized	Authorized This Action	Unfunded Approval This Action
State Share					
New Construction/Add. Grant	957-500	1D	\$	\$ 1,834,990.00	\$ 1,834,990.00
District Share					
Cash Contribution				<u>1,834,990.00</u>	
Total			\$	<u><u>3,669,980.00</u></u>	<u><u>1,834,990.00</u></u>

Funding Source: Proposition 1D Bonds/2006-Nov.

Pursuant to the Board's action on March 11, 2009, this application has been approved and placed on the Unfunded List (Lack of AB 55 Loans). This approval does not constitute a guarantee or commitment of future State funding.

The District shall ensure that it is in compliance with all applicable laws, regulations and certifications it made on the program forms.

Based on the Board's action on June 5, 2017, this project is subject to the Grant Agreement submittal pursuant to School Facility Program Regulation Section 1859.90.4.

The District is responsible for ensuring that the project is compliant with Prevailing Wage Monitoring and/or Labor Compliance Program requirements at the time construction contracts are executed and/or construction commenced.

SCHOOL DISTRICT DATA

Application No: 50/67652-00-017
School District: Chaffey Joint Union High

County: San Bernardino
School Name: Etiwanda High

PROJECT DATA

Type of Project: High School
K-6:
7-8:
9-12: 54
Non-Severe:
Severe:
Application Filing Basis: District Wide
Number of Classrooms: 2
Master Acres: 70.5
Existing Acres: 49.56
Proposed Acres:
Recommended Acres: 70.5
Facility Hardship (a): No
Financial Hardship Requested: No
Alternative Education School: No
Addition to Existing Site: Yes

ADJUSTED GRANT DATA

New Construction Grant	\$	886,410.00
Fire Detection Alarm		1,782.00
Service Site		1,375,189.00
Utilities		47,023.00
Small Size Project		106,369.00
Total State Share (50%)		<u>2,416,773.00</u>
District Share (50%)		<u>2,416,773.00</u>
Total Project Cost	\$	<u>4,833,546.00</u>

PROJECT FINANCING

State Share
This Project \$ 2,416,773.00
District Share
Cash Contribution 2,416,773.00
Financial Hardship
Total Project Cost \$ 4,833,546.00

HISTORY OF PROJECT COST AND APPORTIONMENT

	Fund Code	Proposition	Previously Authorized	Authorized This Action	Unfunded Approval This Action
State Share					
New Construction/Add. Grant	951-500	51	\$	\$ 2,416,773.00	\$ 2,416,773.00
District Share					
Cash Contribution				<u>2,416,773.00</u>	
Total			\$	<u>4,833,546.00</u>	<u>2,416,773.00</u>

Funding Source: Proposition 51 Bonds/2016-Nov.

Pursuant to the Board's action on March 11, 2009, this application has been approved and placed on the Unfunded List (Lack of AB 55 Loans). This approval does not constitute a guarantee or commitment of future State funding.

The District shall ensure that it is in compliance with all applicable laws, regulations and certifications it made on the program forms.

Based on the Board's action on June 5, 2017, this project is subject to the Grant Agreement submittal pursuant to School Facility Program Regulation Section 1859.90.4.

The District is responsible for ensuring that the project is compliant with Prevailing Wage Monitoring and/or Labor Compliance Program requirements at the time construction contracts are executed and/or construction commenced.

SCHOOL DISTRICT DATA

Application No: 57/63321-00-016 School District: Bakersfield City Elementary	County: Kern School Name: Compton Junior High
---	--

PROJECT DATA

Type of Project: Middle School Pupils Assigned Under 50 Yrs: K-6: 7-8: 92 9-12: Non-Severe: 1 Severe:	Application Filing Basis: Site Specific Pupils Assigned Over 50 Yrs: K-6: 7-8: 647 9-12: Non-Severe: 14 Severe: 4	
Financial Hardship Requested: No Alternative Education School: No	Recommended Acres: 10.7 Existing Acres: 9.9	

ADJUSTED GRANT DATA

Modernization Grant - Under 50 Yrs	\$ 461,807.00
Modernization Grant - Over 50 Yrs	4,689,916.00
Fire Detection Alarm	117,419.00
Prevailing Wage Monitoring	8,136.00
Accessibility/Fire Code Req.	154,552.00
Total State Share (60%)	5,431,830.00
District Share (40%)	3,621,220.00
Total Project Cost	\$ 9,053,050.00

PROJECT FINANCING

<u>State Share</u>	
This Project	\$ 5,431,830.00
<u>District Share</u>	
Cash Contribution	3,621,220.00
Financial Hardship	
Total Project Cost	\$ 9,053,050.00

HISTORY OF PROJECT COST AND APPORTIONMENT

	Fund Code	Proposition	Previously Authorized	Authorized This Action	Unfunded Approval This Action
<u>State Share</u>					
Modernization/Additional Grant	951-570	51	\$	\$ 5,431,830.00	\$ 5,431,830.00
<u>District Share</u>					
Cash Contribution				3,621,220.00	
Total			\$	\$ 9,053,050.00	\$ 5,431,830.00

Funding Source: Proposition 51 Bonds/2016-Nov.

Pursuant to the Board's action on March 11, 2009, this application has been approved and placed on the Unfunded List (Lack of AB 55 Loans). This approval does not constitute a guarantee or commitment of future State funding.

The District shall ensure that it is in compliance with all applicable laws, regulations and certifications it made on the program forms.

Based on the Board's action on June 5, 2017, this project is subject to the Grant Agreement submittal pursuant to School Facility Program Regulation Section 1859.90.4.

The District is responsible for ensuring that the project is compliant with Prevailing Wage Monitoring and/or Labor Compliance Program requirements at the time construction contracts are executed and/or construction commenced.

SCHOOL DISTRICT DATA

Application No: 50/69120-00-018	County: Santa Barbara
School District: Santa Maria-Bonita	School Name: Jimenez Elementary (Aka Acquistapace)

PROJECT DATA

Type of Project: Elementary School

K-6: 150

7-8:

9-12:

Non-Severe:

Severe:

Application Filing Basis: District Wide

Number of Classrooms: 6

Master Acres: 13.5

Existing Acres: 11.2

Proposed Acres:

Recommended Acres:

Facility Hardship (a): No

Financial Hardship Requested: No

Alternative Education School: No

Addition to Existing Site: Yes

ADJUSTED GRANT DATA

New Construction Grant	\$	1,829,550.00
Fire Detection Alarm		2,250.00
Sprinkler System		30,750.00
Prevailing Wage Monitoring		2,420.00
Small Size Project		73,182.00
Total State Share (50%)		1,938,152.00
District Share (50%)		1,938,152.00
Total Project Cost	\$	3,876,304.00

PROJECT FINANCING

State Share

This Project \$ 1,938,152.00

District Share

Cash Contribution 1,938,152.00

Financial Hardship

Total Project Cost \$ 3,876,304.00

HISTORY OF PROJECT COST AND APPORTIONMENT

	Fund Code	Proposition	Previously Authorized	Authorized This Action	Unfunded Approval This Action
<u>State Share</u>					
New Construction/Add. Grant	951-500	51	\$	\$ 1,938,152.00	\$ 1,938,152.00
<u>District Share</u>					
Cash Contribution				1,938,152.00	
Total			\$	\$ 3,876,304.00	\$ 1,938,152.00

Funding Source: Proposition 51 Bonds/2016-Nov.

Pursuant to the Board's action on March 11, 2009, this application has been approved and placed on the Unfunded List (Lack of AB 55 Loans). This approval does not constitute a guarantee or commitment of future State funding.

The District shall ensure that it is in compliance with all applicable laws, regulations and certifications it made on the program forms.

Based on the Board's action on June 5, 2017, this project is subject to the Grant Agreement submittal pursuant to School Facility Program Regulation Section 1859.90.4.

The District is responsible for ensuring that the project is compliant with Prevailing Wage Monitoring and/or Labor Compliance Program requirements at the time construction contracts are executed and/or construction commenced.

SCHOOL DISTRICT DATA

Application No: 50/69120-00-019	County: Santa Barbara
School District: Santa Maria-Bonita	School Name: Tommie Kunst Junior High

PROJECT DATA

Type of Project: Middle School

K-6:

7-8: 242

9-12:

Non-Severe:

Severe:

Application Filing Basis: District Wide

Number of Classrooms: 12

Master Acres: 23.1

Existing Acres: 15.92

Proposed Acres:

Recommended Acres: 23.1

Facility Hardship (a): No

Financial Hardship Requested: No

Alternative Education School: No

Addition to Existing Site: Yes

ADJUSTED GRANT DATA

New Construction Grant	\$	3,122,042.00
Fire Detection Alarm		4,840.00
Sprinkler System		58,806.00
Total State Share (50%)		3,185,688.00
District Share (50%)		3,185,688.00
Total Project Cost	\$	6,371,376.00

PROJECT FINANCING

State Share

This Project **\$** 3,185,688.00

District Share

Cash Contribution 3,185,688.00

Financial Hardship

Total Project Cost **\$** 6,371,376.00

HISTORY OF PROJECT COST AND APPORTIONMENT

	Fund Code	Proposition	Previously Authorized	Authorized This Action	Unfunded Approval This Action
<u>State Share</u>					
New Construction/Add. Grant	951-500	51	\$	\$ 3,185,688.00	\$ 3,185,688.00
<u>District Share</u>					
Cash Contribution				3,185,688.00	
Total			\$	\$ 6,371,376.00	\$ 3,185,688.00

Funding Source: Proposition 51 Bonds/2016-Nov.

Pursuant to the Board's action on March 11, 2009, this application has been approved and placed on the Unfunded List (Lack of AB 55 Loans). This approval does not constitute a guarantee or commitment of future State funding.

The District shall ensure that it is in compliance with all applicable laws, regulations and certifications it made on the program forms.

Based on the Board's action on June 5, 2017, this project is subject to the Grant Agreement submittal pursuant to School Facility Program Regulation Section 1859.90.4.

The District is responsible for ensuring that the project is compliant with Prevailing Wage Monitoring and/or Labor Compliance Program requirements at the time construction contracts are executed and/or construction commenced.

SCHOOL DISTRICT DATA

Application No: 50/73650-00-022	County: Orange
School District: Irvine Unified	School Name: Portola Springs Elementary

PROJECT DATA

Type of Project:	Elementary School
K-6:	550
7-8:	
9-12:	
Non-Severe:	
Severe:	27
Application Filing Basis:	District Wide
Number of Classrooms:	26
Master Acres:	13.7
Existing Acres:	
Proposed Acres:	14.13
Recommended Acres:	10.1
Facility Hardship (a):	No
Financial Hardship Requested:	No
Alternative Education School:	No
Addition to Existing Site:	No

ADJUSTED GRANT DATA

New Construction Grant	\$	7,633,748.00
Fire Detection Alarm		9,897.00
Sprinkler System		130,192.00
Prevailing Wage Monitoring		38,328.00
Site Acquisition		20,345,541.00
Service Site		1,718,921.00
Off-Site		34,528.00
Utilities		65,641.00
General Site		724,246.00
Total State Share (50%)		30,701,042.00
District Share (50%)		30,701,042.00
Total Project Cost	\$	61,402,084.00

PROJECT FINANCING

<u>State Share</u>	
This Project	\$ 30,701,042.00
<u>District Share</u>	
Cash Contribution	30,701,042.00
Financial Hardship	
Total Project Cost	\$ 61,402,084.00

HISTORY OF PROJECT COST AND APPORTIONMENT

	Fund Code	Proposition	Previously Authorized	Authorized This Action	Unfunded Approval This Action
<u>State Share</u>					
New Construction/Add. Grant	951-500	51	\$	\$ 30,701,042.00	\$ 30,701,042.00
<u>District Share</u>					
Cash Contribution				30,701,042.00	
Total			\$	\$ 61,402,084.00	\$ 30,701,042.00

Funding Source: Proposition 51 Bonds/2016-Nov.

Pursuant to the Board's action on March 11, 2009, this application has been approved and placed on the Unfunded List (Lack of AB 55 Loans). This approval does not constitute a guarantee or commitment of future State funding.

The District shall ensure that it is in compliance with all applicable laws, regulations and certifications it made on the program forms.

Based on the Board's action on June 5, 2017, this project is subject to the Grant Agreement submittal pursuant to School Facility Program Regulation Section 1859.90.4.

The District is responsible for ensuring that the project is compliant with Prevailing Wage Monitoring and/or Labor Compliance Program requirements at the time construction contracts are executed and/or construction commenced.

SCHOOL DISTRICT DATA

Application No: 57/68478-00-055 County: San Francisco
 School District: San Francisco Unified School Name: Longfellow Elementary

PROJECT DATA

Type of Project:	Elementary School	Application Filing Basis:	Site Specific
Pupils Assigned Under 50 Yrs:	K-6: 136	Pupils Assigned Over 50 Yrs:	K-6: 344
	7-8:		7-8:
	9-12:		9-12:
	Non-Severe: 6		Non-Severe: 18
	Severe: 1		Severe: 5
Financial Hardship Requested:	No	Recommended Acres:	11.1
Alternative Education School:	No	Existing Acres:	2.04

ADJUSTED GRANT DATA

Modernization Grant - Under 50 Yrs	\$ 705,804.00
Modernization Grant - Over 50 Yrs	2,569,849.00
Fire Detection Alarm	81,642.00
Urban/Security/Impacted Site	945,118.00
Accessibility/Fire Code Req.	98,270.00
Two Stop Elevators	124,080.00
Additional Elev. Stops	22,335.00
Total State Share (60%)	4,547,098.00
District Share (40%)	3,031,399.00
Total Project Cost	<u>\$ 7,578,497.00</u>

PROJECT FINANCING

<u>State Share</u>	
This Project	\$ 4,547,098.00
<u>District Share</u>	
Cash Contribution	3,031,399.00
Financial Hardship	
Total Project Cost	<u>\$ 7,578,497.00</u>

HISTORY OF PROJECT COST AND APPORTIONMENT

	Fund Code	Proposition	Previously Authorized	Authorized This Action	Unfunded Approval This Action
<u>State Share</u>					
Modernization/Additional Grant	951-570	51	\$	\$ 4,547,098.00	\$ 4,547,098.00
<u>District Share</u>					
Cash Contribution				3,031,399.00	
Total			\$	<u>\$ 7,578,497.00</u>	<u>\$ 4,547,098.00</u>

Funding Source: Proposition 51 Bonds/2016-Nov.

Pursuant to the Board's action on March 11, 2009, this application has been approved and placed on the Unfunded List (Lack of AB 55 Loans). This approval does not constitute a guarantee or commitment of future State funding.

The District shall ensure that it is in compliance with all applicable laws, regulations and certifications it made on the program forms.

The District is responsible for ensuring that the project is compliant with Prevailing Wage Monitoring and/or Labor Compliance Program requirements at the time construction contracts are executed and/or construction commenced.

Based on the Board's action on June 5, 2017, this project is subject to the Grant Agreement submittal pursuant to School Facility Program Regulation Section 1859.90.4.

SCHOOL DISTRICT DATA

Application No: 50/65045-00-010	County: Los Angeles
School District: Sulphur Springs Union Elementary	School Name: Valley View Elementary

PROJECT DATA

Type of Project: Elementary School

K-6:	320
7-8:	
9-12:	
Non-Severe:	
Severe:	26

Application Filing Basis: District Wide

Number of Classrooms: 20

Master Acres: 10.2

Existing Acres: 10

Proposed Acres:

Recommended Acres: 10.2

Facility Hardship (a): No

Financial Hardship Requested: No

Alternative Education School: No

Addition to Existing Site: Yes

ADJUSTED GRANT DATA

New Construction Grant	\$	4,794,164.00
Fire Detection Alarm		6,386.00
Service Site		892,249.00
Total State Share (50%)		5,692,799.00
District Share (50%)		5,692,799.00
Total Project Cost	\$	<u>11,385,598.00</u>

PROJECT FINANCING

State Share

This Project \$ 5,692,799.00

District Share

Cash Contribution 5,692,799.00

Financial Hardship

Total Project Cost \$ 11,385,598.00

HISTORY OF PROJECT COST AND APPORTIONMENT

	Fund Code	Proposition	Previously Authorized	Authorized This Action	Unfunded Approval This Action
<u>State Share</u>					
New Construction/Add. Grant	951-500	51	\$	\$ 5,692,799.00	\$ 5,692,799.00
<u>District Share</u>					
Cash Contribution				5,692,799.00	
Total			\$	<u>11,385,598.00</u>	<u>5,692,799.00</u>

Funding Source: Proposition 51 Bonds/2016-Nov.
 Pursuant to the Board's action on March 11, 2009, this application has been approved and placed on the Unfunded List (Lack of AB 55 Loans). This approval does not constitute a guarantee or commitment of future State funding.

The District shall ensure that it is in compliance with all applicable laws, regulations and certifications it made on the program forms.

Based on the Board's action on June 5, 2017, this project is subject to the Grant Agreement submittal pursuant to School Facility Program Regulation Section 1859.90.4.

The District is responsible for ensuring that the project is compliant with Prevailing Wage Monitoring and/or Labor Compliance Program requirements at the time construction contracts are executed and/or construction commenced.

SCHOOL DISTRICT DATA

Application No: 50/73650-00-023	County: Orange
School District: Irvine Unified	School Name: Beacon Park School

PROJECT DATA

Type of Project:	Elementary School
K-6:	450
7-8:	351
9-12:	
Non-Severe:	
Severe:	9
Application Filing Basis:	District Wide
Number of Classrooms:	32
Master Acres:	20.5
Existing Acres:	
Proposed Acres:	13
Recommended Acres:	16.9
Facility Hardship (a):	No
Financial Hardship Requested:	No
Alternative Education School:	No
Addition to Existing Site:	No

ADJUSTED GRANT DATA

New Construction Grant	\$	10,325,367.00
Fire Detection Alarm		14,319.00
Sprinkler System		183,357.00
Site Acquisition		27,243,680.00
Service Site		889,527.00
Off-Site		118,090.00
Utilities		29,955.00
General Site		889,472.00
Total State Share (50%)		39,693,767.00
District Share (50%)		39,693,767.00
Total Project Cost	\$	79,387,534.00

PROJECT FINANCING

<u>State Share</u>	
This Project	\$ 39,693,767.00
<u>District Share</u>	
Cash Contribution	39,693,767.00
Financial Hardship	
Total Project Cost	\$ 79,387,534.00

HISTORY OF PROJECT COST AND APPORTIONMENT

	Fund Code	Proposition	Previously Authorized	Authorized This Action	Unfunded Approval This Action
<u>State Share</u>					
New Construction/Add. Grant	951-500	51	\$	\$ 39,693,767.00	\$ 39,693,767.00
<u>District Share</u>					
Cash Contribution				39,693,767.00	
Total			\$	\$ 79,387,534.00	\$ 39,693,767.00

Funding Source: Proposition 51 Bonds/2016-Nov.

Pursuant to the Board's action on March 11, 2009, this application has been approved and placed on the Unfunded List (Lack of AB 55 Loans). This approval does not constitute a guarantee or commitment of future State funding.

The District shall ensure that it is in compliance with all applicable laws, regulations and certifications it made on the program forms.

Based on the Board's action on June 5, 2017, this project is subject to the Grant Agreement submittal pursuant to School Facility Program Regulation Section 1859.90.4.

The District is responsible for ensuring that the project is compliant with Prevailing Wage Monitoring and/or Labor Compliance Program requirements at the time construction contracts are executed and/or construction commenced.

SCHOOL DISTRICT DATA

Application No: 50/67652-00-018	County: San Bernardino
School District: Chaffey Joint Union High	School Name: Alta Loma High

PROJECT DATA

Type of Project: High School

K-6:

7-8:

9-12: 54

Non-Severe:

Severe:

Application Filing Basis: District Wide

Number of Classrooms: 2

Master Acres: 63.3

Existing Acres: 43

Proposed Acres:

Recommended Acres: 63.3

Facility Hardship (a): No

Financial Hardship Requested: No

Alternative Education School: No

Addition to Existing Site: Yes

Core Facilities: Multi-Purpose/Kitchen,
Gymnasium,
Library/Media Center,
Administration, Toilet,

ADJUSTED GRANT DATA

New Construction Grant	\$	886,410.00
Fire Detection Alarm		1,782.00
Service Site		1,820,757.00
Small Size Project		106,369.00
Total State Share (50%)		2,815,318.00
District Share (50%)		2,815,318.00
Total Project Cost	\$	5,630,636.00

PROJECT FINANCING

State Share

This Project \$ 2,815,318.00

District Share

Cash Contribution 2,815,318.00

Financial Hardship

Total Project Cost \$ 5,630,636.00

HISTORY OF PROJECT COST AND APPORTIONMENT

	Fund Code	Proposition	Previously Authorized	Authorized This Action	Unfunded Approval This Action
<u>State Share</u>					
New Construction/Add. Grant	951-500	51	\$	\$ 2,815,318.00	\$ 2,815,318.00
<u>District Share</u>					
Cash Contribution				2,815,318.00	
Total			\$	\$ 5,630,636.00	\$ 2,815,318.00

Funding Source: Proposition 51 Bonds/2016-Nov.

Pursuant to the Board's action on March 11, 2009, this application has been approved and placed on the Unfunded List (Lack of AB 55 Loans). This approval does not constitute a guarantee or commitment of future State funding.

The District shall ensure that it is in compliance with all applicable laws, regulations and certifications it made on the program forms.

The District is responsible for ensuring that the project is compliant with Prevailing Wage Monitoring and/or Labor Compliance Program requirements at the time construction contracts are executed and/or construction commenced.

Based on the Board's action on June 5, 2017, this project is subject to the Grant Agreement submittal pursuant to School Facility Program Regulation Section 1859.90.4.

SCHOOL DISTRICT DATA

Application No: 57/68478-00-056 County: San Francisco
 School District: San Francisco Unified School Name: Daniel Webster Elementary

PROJECT DATA

Type of Project:	Elementary School	Application Filing Basis:	Site Specific
Pupils Assigned Under 50 Yrs:	K-6: 364	Pupils Assigned Over 50 Yrs:	K-6: 74
	7-8:		7-8:
	9-12:		9-12:
	Non-Severe:		Non-Severe:
	Severe:		Severe:
Financial Hardship Requested:	No	Recommended Acres:	5.7
Alternative Education School:	No	Existing Acres:	1.26

ADJUSTED GRANT DATA

Modernization Grant - Under 50 Yrs	\$ 1,690,416.00
Modernization Grant - Over 50 Yrs	477,448.00
Fire Detection Alarm	66,138.00
Urban/Security/Impacted Site	598,779.00
Accessibility/Fire Code Req.	65,036.00
Two Stop Elevators	124,080.00
Total State Share (60%)	3,021,897.00
District Share (40%)	2,014,598.00
Total Project Cost	<u>\$ 5,036,495.00</u>

PROJECT FINANCING

<u>State Share</u>	
This Project	\$ 3,021,897.00
<u>District Share</u>	
Cash Contribution	2,014,598.00
Financial Hardship	
Total Project Cost	<u>\$ 5,036,495.00</u>

HISTORY OF PROJECT COST AND APPORTIONMENT

	Fund Code	Proposition	Previously Authorized	Authorized This Action	Unfunded Approval This Action
<u>State Share</u>					
Modernization/Additional Grant	957-570	1D	\$	\$ 3,021,897.00	\$ 3,021,897.00
<u>District Share</u>					
Cash Contribution				2,014,598.00	
Total			\$	<u>\$ 5,036,495.00</u>	<u>\$ 3,021,897.00</u>

Funding Source: Proposition 1D Bonds/2006-Nov.

Pursuant to the Board's action on March 11, 2009, this application has been approved and placed on the Unfunded List (Lack of AB 55 Loans). This approval does not constitute a guarantee or commitment of future State funding.

The District shall ensure that it is in compliance with all applicable laws, regulations and certifications it made on the program forms.

The District is responsible for ensuring that the project is compliant with Prevailing Wage Monitoring and/or Labor Compliance Program requirements at the time construction contracts are executed and/or construction commenced.

Based on the Board's action on June 5, 2017, this project is subject to the Grant Agreement submittal pursuant to School Facility Program Regulation Section 1859.90.4.

SCHOOL DISTRICT DATA

Application No: 50/67652-00-019	County: San Bernardino
School District: Chaffey Joint Union High	School Name: Ontario High

PROJECT DATA

Type of Project: High School

K-6:

7-8:

9-12: 54

Non-Severe:

Severe:

Application Filing Basis: District Wide

Number of Classrooms: 2

Master Acres: 63.3

Existing Acres: 34.3

Proposed Acres:

Recommended Acres: 63.3

Facility Hardship (a): No

Financial Hardship Requested: No

Alternative Education School: No

Addition to Existing Site: Yes

Core Facilities: Multi-Purpose/Kitchen,
Gymnasium,
Library/Media Center,
Administration, Toilet,

ADJUSTED GRANT DATA

New Construction Grant	\$	886,410.00
Fire Detection Alarm		1,782.00
Service Site		2,140,207.00
Off-Site		6,068.00
Utilities		402,184.00
Small Size Project		106,369.00
Total State Share (50%)		3,543,020.00
District Share (50%)		3,543,020.00
Total Project Cost	\$	<u>7,086,040.00</u>

PROJECT FINANCING

State Share

This Project \$ 3,543,020.00

District Share

Cash Contribution 3,543,020.00

Financial Hardship

Total Project Cost \$ 7,086,040.00

HISTORY OF PROJECT COST AND APPORTIONMENT

	Fund Code	Proposition	Previously Authorized	Authorized This Action		Unfunded Approval This Action
<u>State Share</u>						
New Construction/Add. Grant	951-500	51	\$	\$ 3,543,020.00	\$	3,543,020.00
<u>District Share</u>						
Cash Contribution				3,543,020.00		
Total			\$	<u>7,086,040.00</u>	\$	<u>3,543,020.00</u>

Funding Source: Proposition 51 Bonds/2016-Nov.

Pursuant to the Board's action on March 11, 2009, this application has been approved and placed on the Unfunded List (Lack of AB 55 Loans). This approval does not constitute a guarantee or commitment of future State funding.

The District shall ensure that it is in compliance with all applicable laws, regulations and certifications it made on the program forms.

Based on the Board's action on June 5, 2017, this project is subject to the Grant Agreement submittal pursuant to School Facility Program Regulation Section 1859.90.4.

The District is responsible for ensuring that the project is compliant with Prevailing Wage Monitoring and/or Labor Compliance Program requirements at the time construction contracts are executed and/or construction commenced.

SCHOOL DISTRICT DATA

Application No: 50/68346-00-004	County: San Diego
School District: San Dieguito Union High	School Name: Pacific Trails Middle

PROJECT DATA

Type of Project:	Middle School
K-6:	
7-8:	594
9-12:	
Non-Severe:	
Severe:	
Application Filing Basis:	District Wide
Number of Classrooms:	24
Master Acres:	21.9
Existing Acres:	
Proposed Acres:	15.19
Recommended Acres:	18.4
Facility Hardship (a):	No
Financial Hardship Requested:	No
Alternative Education School:	No
Addition to Existing Site:	No
Core Facilities:	Multi-Purpose/Kitchen, Gymnasium, Library/Media Center, Administration, Toilet

ADJUSTED GRANT DATA

New Construction Grant	\$	7,663,194.00
Fire Detection Alarm		11,880.00
Sprinkler System		144,342.00
Prevailing Wage Monitoring		19,503.00
Site Acquisition		5,487,474.00
Site Other		219,499.00
Service Site		485,827.00
Utilities		829,160.00
General Site		761,359.00
Total State Share (50%)		15,622,238.00
District Share (50%)		15,622,238.00
Total Project Cost	\$	31,244,476.00

PROJECT FINANCING

<u>State Share</u>	
This Project	\$ 15,622,238.00
<u>District Share</u>	
Cash Contribution	15,622,238.00
Financial Hardship	
Total Project Cost	\$ 31,244,476.00

HISTORY OF PROJECT COST AND APPORTIONMENT

	Fund Code	Proposition	Previously Authorized	Authorized This Action	Unfunded Approval This Action
<u>State Share</u>					
New Construction/Add. Grant	951-500	51	\$	\$ 15,622,238.00	\$ 15,622,238.00
<u>District Share</u>					
Cash Contribution				15,622,238.00	
Total			\$	\$ 31,244,476.00	\$ 15,622,238.00

Funding Source: Proposition 51 Bonds/2016-Nov.

Pursuant to the Board's action on March 11, 2009, this application has been approved and placed on the Unfunded List (Lack of AB 55 Loans). This approval does not constitute a guarantee or commitment of future State funding.

The District shall ensure that it is in compliance with all applicable laws, regulations and certifications it made on the program forms.

Based on the Board's action on June 5, 2017, this project is subject to the Grant Agreement submittal pursuant to School Facility Program Regulation Section 1859.90.4.

The District is responsible for ensuring that the project is compliant with Prevailing Wage Monitoring and/or Labor Compliance Program requirements at the time construction contracts are executed and/or construction commenced.

SCHOOL DISTRICT DATA

Application No: 57/65052-00-009 County: Los Angeles
 School District: Temple City Unified School Name: Cloverly Elementary

PROJECT DATA

Type of Project: Elementary School Pupils Assigned Under 50 Yrs: K-6: 52 7-8: 9-12: Non-Severe: Severe:	Application Filing Basis: Site Specific Pupils Assigned Over 50 Yrs: K-6: 279 7-8: 9-12: Non-Severe: Severe:
Financial Hardship Requested: No Alternative Education School: No	Recommended Acres: 10.2 Existing Acres: 5.4

ADJUSTED GRANT DATA

Modernization Grant - Under 50 Yrs	\$ 241,488.00
Modernization Grant - Over 50 Yrs	1,800,108.00
Fire Detection Alarm	49,981.00
Urban/Security/Impacted Site	354,509.00
Accessibility/Fire Code Req.	<u>61,248.00</u>
Total State Share (60%)	2,507,334.00
District Share (40%)	<u>1,671,556.00</u>
Total Project Cost	\$ 4,178,890.00

PROJECT FINANCING

<u>State Share</u>	
This Project	\$ 2,507,334.00
<u>District Share</u>	
Cash Contribution	1,671,556.00
Financial Hardship	
Total Project Cost	\$ 4,178,890.00

HISTORY OF PROJECT COST AND APPORTIONMENT

	Fund Code	Proposition	Previously Authorized	Authorized This Action	Unfunded Approval This Action
<u>State Share</u>					
Modernization/Additional Grant	951-570	51	\$	\$ 2,507,334.00	\$ 2,507,334.00
<u>District Share</u>					
Cash Contribution				<u>1,671,556.00</u>	
Total			\$	\$ 4,178,890.00	\$ 2,507,334.00

Funding Source: Proposition 51 Bonds/2016-Nov.

Pursuant to the Board's action on March 11, 2009, this application has been approved and placed on the Unfunded List (Lack of AB 55 Loans). This approval does not constitute a guarantee or commitment of future State funding.

The District shall ensure that it is in compliance with all applicable laws, regulations and certifications it made on the program forms.

Pursuant to Education Code Section 17072.25, valid Division of the State Architect approval must be obtained for the project prior to receiving and Apportionment. Otherwise, the project will receive an occurrence for non-participation pursuant to School Facility Program Regulation Section 1859.90.3.

Based on the Board's action on June 5, 2017, this project is subject to the Grant Agreement submittal pursuant to School Facility Program Regulation Section 1859.90.4.

The District is responsible for ensuring that the project is compliant with Prevailing Wage Monitoring and/or Labor Compliance Program requirements at the time construction contracts are executed and/or construction commenced.

SCHOOL DISTRICT DATA

Application No: 57/62042-00-001	County: Fresno
School District: Burrel Union Elementary	School Name: Burrel Elementary

PROJECT DATA

Type of Project: Middle School	Application Filing Basis: Site Specific
Pupils Assigned Under 50	
K-6: 111	
7-8: 29	
9-12:	
Non-Severe:	
Severe:	
Financial Hardship Requested: Yes	

GRANT DATA

<u>Estimated Total Grant</u>		<u>Separate Design Grant</u>	
Modernization Grant	\$ 657,932.00	Total Design (25% of Grant)	\$ 164,483.00
Total State Share (60%)	657,932.00	Design State Share (60%)	98,690.00
Total District Share (40%)	438,621.00	Design District Share (40%)	65,793.00
Total Estimated Grant	\$ 1,096,553.00	District Cash Contribution	\$
		Financial Hardship	\$ 65,793.00

DESIGN PROJECT FINANCING

State Share

Modernization Design \$ 98,690.00

District Share

Cash Contribution

Financial Hardship

Total Design Cost \$ 164,483.00

HISTORY OF PROJECT COST AND APPORTIONMENT

	Fund Code		Previously Authorized	Authorized This Action	Unfunded Approval This Action
<u>State Share</u>					
Modernization Design Grant	951-570	51	\$	\$ 98,690.00	\$ 98,690.00
<u>District Share</u>					
Cash Contribution					
Financial Hardship	951-570	51		65,793.00	65,793.00
Total			\$	\$ 164,483.00	\$ 164,483.00

Funding Source: Proposition 51 Bonds/2016-Nov.

Pursuant to the Board's action on March 11, 2009, this application has been approved and placed on the Unfunded List (Lack of AB 55 Loans). This approval does not constitute a guarantee or commitment of future State funding.

Amounts shown for financial hardship assistance are subject to adjustment as a result of a review of the district's financial records pursuant to Regulation Section 1859.81(a) at the time of apportionment.

The District shall ensure that it is in compliance with all applicable laws, regulations and certifications it made on the program forms.

The District is responsible for ensuring that the project is compliant with Prevailing Wage Monitoring and/or Labor Compliance Program requirements at the time construction contracts are executed and/or construction commenced.

The District qualifies for financial hardship pursuant to SFP Regulation Section 1859.81(c)(4). The District has demonstrated it is financially unable to provide all or a part of the matching funds and islevying the developer fees or equal alternative revenue source justified by total bonding capacity (as of April 4, 2019) is \$5 million or less.

SCHOOL DISTRICT DATA

Application No: 57/62414-00-014 County: Fresno
 School District: Sanger Unified School Name: Lincoln Elementary

PROJECT DATA

Type of Project: Elementary School Pupils Assigned Under 50 Yrs: <table border="0" style="margin-left: 20px;"> <tr><td>K-6:</td><td>122</td></tr> <tr><td>7-8:</td><td></td></tr> <tr><td>9-12:</td><td></td></tr> <tr><td>Non-Severe:</td><td>12</td></tr> <tr><td>Severe:</td><td></td></tr> </table> Financial Hardship Requested: No Alternative Education School: No	K-6:	122	7-8:		9-12:		Non-Severe:	12	Severe:		Application Filing Basis: Site Specific Pupils Assigned Over 50 Yrs: <table border="0" style="margin-left: 20px;"> <tr><td>K-6:</td><td>34</td></tr> <tr><td>7-8:</td><td></td></tr> <tr><td>9-12:</td><td></td></tr> <tr><td>Non-Severe:</td><td>2</td></tr> <tr><td>Severe:</td><td></td></tr> </table> Recommended Acres: 7.3 Existing Acres: 5.78	K-6:	34	7-8:		9-12:		Non-Severe:	2	Severe:	
K-6:	122																				
7-8:																					
9-12:																					
Non-Severe:	12																				
Severe:																					
K-6:	34																				
7-8:																					
9-12:																					
Non-Severe:	2																				
Severe:																					

ADJUSTED GRANT DATA

Modernization Grant - Under 50 Yrs	\$ 685,404.00
Modernization Grant - Over 50 Yrs	246,872.00
Small Size Project	37,291.00
Accessibility/Fire Code Req.	27,968.00
Total State Share (60%)	997,535.00
District Share (40%)	665,023.00
Total Project Cost	<u>\$ 1,662,558.00</u>

PROJECT FINANCING

<u>State Share</u>	
This Project	\$ 997,535.00
<u>District Share</u>	
Cash Contribution	665,023.00
Financial Hardship	
Total Project Cost	<u>\$ 1,662,558.00</u>

HISTORY OF PROJECT COST AND APPORTIONMENT

	Fund Code	Proposition	Previously Authorized	Authorized This Action	Unfunded Approval This Action
<u>State Share</u>					
Modernization/Additional Grant	957-570	1D	\$	\$ 997,535.00	\$ 997,535.00
<u>District Share</u>					
Cash Contribution				665,023.00	
Total			\$	<u>\$ 1,662,558.00</u>	<u>\$ 997,535.00</u>

Funding Source: Proposition 1D Bonds/2006-Nov.

Pursuant to the Board's action on March 11, 2009, this application has been approved and placed on the Unfunded List (Lack of AB 55 Loans). This approval does not constitute a guarantee or commitment of future State funding.

The District shall ensure that it is in compliance with all applicable laws, regulations and certifications it made on the program forms.

The District is responsible for ensuring that the project is compliant with Prevailing Wage Monitoring and/or Labor Compliance Program requirements at the time construction contracts are executed and/or construction commenced.

Based on the Board's action on June 5, 2017, this project is subject to the Grant Agreement submittal pursuant to School Facility Program Regulation Section 1859.90.4.

SCHOOL DISTRICT DATA

Application No: 57/68478-00-057 School District: San Francisco Unified	County: San Francisco School Name: Paul Revere Elementary
---	--

PROJECT DATA

Type of Project: Elementary School Pupils Assigned Under 50 Yrs: K-6: 195 7-8: 9-12: Non-Severe: 26 Severe: 6 Financial Hardship Requested: No Alternative Education School: No	Application Filing Basis: Site Specific Pupils Assigned Over 50 Yrs: K-6: 183 7-8: 9-12: Non-Severe: 25 Severe: 7 Recommended Acres: 10.1 Existing Acres: 1.8
--	--

ADJUSTED GRANT DATA

Modernization Grant - Under 50 Yrs	\$ 1,251,870.00
Modernization Grant - Over 50 Yrs	1,668,471.00
Fire Detection Alarm	76,651.00
Urban/Security/Impacted Site	848,435.00
Accessibility/Fire Code Req.	87,610.00
Total State Share (60%)	3,933,037.00
District Share (40%)	2,622,025.00
Total Project Cost	\$ 6,555,062.00

PROJECT FINANCING

<u>State Share</u>	
This Project	\$ 3,933,037.00
<u>District Share</u>	
Cash Contribution	2,622,025.00
Financial Hardship	
Total Project Cost	\$ 6,555,062.00

HISTORY OF PROJECT COST AND APPORTIONMENT

	Fund Code	Proposition	Previously Authorized	Authorized This Action	Unfunded Approval This Action
<u>State Share</u>					
Modernization/Additional Grant	951-570	51	\$	\$ 3,933,037.00	\$ 3,933,037.00
<u>District Share</u>					
Cash Contribution				2,622,025.00	
Total			\$	\$ 6,555,062.00	\$ 3,933,037.00

Funding Source: Proposition 51 Bonds/2016-Nov.

Pursuant to the Board's action on March 11, 2009, this application has been approved and placed on the Unfunded List (Lack of AB 55 Loans). This approval does not constitute a guarantee or commitment of future State funding.

The District shall ensure that it is in compliance with all applicable laws, regulations and certifications it made on the program forms.

The District is responsible for ensuring that the project is compliant with Prevailing Wage Monitoring and/or Labor Compliance Program requirements at the time construction contracts are executed and/or construction commenced.

Based on the Board's action on June 5, 2017, this project is subject to the Grant Agreement submittal pursuant to School Facility Program Regulation Section 1859.90.4.

SCHOOL DISTRICT DATA

Application No: 57/67173-00-009 County: Riverside
 School District: Palm Springs Unified School Name: Wenzlaff (Edward L.) Elementary

PROJECT DATA

Type of Project: Elementary School Application Filing Basis: Site Specific
 Pupils Assigned Under 50 Yrs: K-6: 750
 7-8:
 9-12:
 Non-Severe: 13
 Severe:
 Financial Hardship Requested: No Recommended Acres: 10.94
 Alternative Education School: No Existing Acres: 9.48

ADJUSTED GRANT DATA

Modernization Grant - Under 50 Yrs	\$ 3,611,739.00
Fire Detection Alarm	116,864.00
Prevailing Wage Monitoring	6,043.00
Geographic Index Factor 5 %	191,848.00
Accessibility/Fire Code Req.	<u>108,352.00</u>
Total State Share (60%)	4,034,846.00
District Share (40%)	<u>2,689,897.00</u>
Total Project Cost	<u>\$ 6,724,743.00</u>

PROJECT FINANCING

<u>State Share</u>	
This Project	\$ 4,034,846.00
<u>District Share</u>	
Cash Contribution	2,689,897.00
Financial Hardship	
Total Project Cost	<u>\$ 6,724,743.00</u>

HISTORY OF PROJECT COST AND APPORTIONMENT

	Fund Code	Proposition	Previously Authorized	Authorized This Action	Unfunded Approval This Action
<u>State Share</u>					
Modernization/Additional Grant	951-570	51	\$	\$ 4,034,846.00	\$ 4,034,846.00
<u>District Share</u>					
Cash Contribution				<u>2,689,897.00</u>	
Total			<u>\$</u>	<u>\$ 6,724,743.00</u>	<u>\$ 4,034,846.00</u>

Funding Source: Proposition 51 Bonds/2016-Nov.

Pursuant to the Board's action on March 11, 2009, this application has been approved and placed on the Unfunded List (Lack of AB 55 Loans). This approval does not constitute a guarantee or commitment of future State funding.

The District shall ensure that it is in compliance with all applicable laws, regulations and certifications it made on the program forms.

Based on the Board's action on June 5, 2017, this project is subject to the Grant Agreement submittal pursuant to School Facility Program Regulation Section 1859.90.4.

The District is responsible for ensuring that the project is compliant with Prevailing Wage Monitoring and/or Labor Compliance Program requirements at the time construction contracts are executed and/or construction commenced.

SCHOOL DISTRICT DATA

Application No: 57/62117-00-047 County: Fresno
 School District: Clovis Unified School Name: Weldon Elementary

PROJECT DATA

Type of Project: Elementary School Application Filing Basis: Site Specific
 Pupils Assigned Under 50 Yrs: K-6: 625
 7-8:
 9-12:
 Non-Severe:
 Severe:
 Financial Hardship Requested: No Recommended Acres: 10.2
 Alternative Education School: No Existing Acres: 8.82

ADJUSTED GRANT DATA

Modernization Grant - Under 50 Yrs	\$ 2,902,500.00
Fire Detection Alarm	94,375.00
Accessibility/Fire Code Req.	87,075.00
Total State Share (60%)	3,083,950.00
District Share (40%)	2,055,967.00
Total Project Cost	<u>\$ 5,139,917.00</u>

PROJECT FINANCING

<u>State Share</u>	
This Project	\$ 3,083,950.00
<u>District Share</u>	
Cash Contribution	2,055,967.00
Financial Hardship	
Total Project Cost	<u>\$ 5,139,917.00</u>

HISTORY OF PROJECT COST AND APPORTIONMENT

	Fund Code	Proposition	Previously Authorized	Authorized This Action	Unfunded Approval This Action
<u>State Share</u>					
Modernization/Additional Grant	951-570	51	\$	\$ 3,083,950.00	\$ 3,083,950.00
<u>District Share</u>					
Cash Contribution				2,055,967.00	
Total			\$	<u>\$ 5,139,917.00</u>	<u>\$ 3,083,950.00</u>

Funding Source: Proposition 51 Bonds/2016-Nov.

Pursuant to the Board's action on March 11, 2009, this application has been approved and placed on the Unfunded List (Lack of AB 55 Loans). This approval does not constitute a guarantee or commitment of future State funding.

The District shall ensure that it is in compliance with all applicable laws, regulations and certifications it made on the program forms.

Based on the Board's action on June 5, 2017, this project is subject to the Grant Agreement submittal pursuant to School Facility Program Regulation Section 1859.90.4.

The School District is responsible for ensuring the project is compliant with all Prevailing Wage Monitoring and/or Labor Compliance Program requirements at the time construction contracts were executed and/or construction commenced.

SCHOOL DISTRICT DATA

Application No: 50/65052-00-002	County: Los Angeles
School District: Temple City Unified	School Name: Douglas Sears Learning Center

PROJECT DATA

Type of Project: High School

K-6:

7-8:

9-12: 13

Non-Severe:

Severe:

Application Filing Basis: District Wide

Number of Classrooms: 1

Master Acres: 1

Existing Acres: 0.75

Proposed Acres:

Recommended Acres: 1

Facility Hardship (a): No

Financial Hardship Requested: No

Alternative Education School: No

Addition to Existing Site: Yes

ADJUSTED GRANT DATA

New Construction Grant	\$	213,395.00
Fire Detection Alarm		429.00
Total State Share (50%)		213,824.00
District Share (50%)		213,824.00
Total Project Cost	\$	427,648.00

PROJECT FINANCING

State Share

This Project **\$** 213,824.00

District Share

Cash Contribution 213,824.00

Financial Hardship

Total Project Cost **\$** 427,648.00

HISTORY OF PROJECT COST AND APPORTIONMENT

	Fund Code	Proposition	Previously Authorized	Authorized This Action	Unfunded Approval This Action
<u>State Share</u>					
New Construction/Add. Grant	951-500	51	\$	\$ 213,824.00	\$ 213,824.00
<u>District Share</u>					
Cash Contribution				213,824.00	
Total			\$	\$ 427,648.00	\$ 213,824.00

Funding Source: Proposition 51 Bonds/2016-Nov.

Pursuant to the Board's action on March 11, 2009, this application has been approved and placed on the Unfunded List (Lack of AB 55 Loans). This approval does not constitute a guarantee or commitment of future State funding.

The District shall ensure that it is in compliance with all applicable laws, regulations and certifications it made on the program forms.

Based on the Board's action on June 5, 2017, this project is subject to the Grant Agreement submittal pursuant to School Facility Program Regulation Section 1859.90.4.

The District is responsible for ensuring that the project is compliant with Prevailing Wage Monitoring and/or Labor Compliance Program requirements at the time construction contracts are executed and/or construction commenced.

SCHOOL DISTRICT DATA

Application No: 57/75531-00-010 County: Tulare
 School District: Dinuba Unified School Name: Lincoln Elementary

PROJECT DATA

Type of Project: Elementary School Application Filing Basis: Site Specific
 Pupils Assigned Under 50 Yrs: K-6: 150
 7-8:
 9-12:
 Non-Severe:
 Severe:
 Financial Hardship Requested: Yes

GRANT DATA

<u>Estimated Total Grant</u>		<u>Separate Design Grant</u>	
Modernization Grant	\$ 696,600.00	Total Design (25% of Grant)	\$ 174,150.00
Total State Share (60%)	<u>696,600.00</u>	Design State Share (60%)	<u>104,490.00</u>
Total District Share (40%)	<u>464,400.00</u>	Design District Share (40%)	<u>69,660.00</u>
Total Estimated Grant	<u>\$ 1,161,000.00</u>	District Cash Contribution	\$
		Financial Hardship	\$ 69,660.00

DESIGN PROJECT FINANCING

State Share

Modernization Design	\$ 104,490.00
----------------------	---------------

District Share

Cash Contribution	
Financial Hardship	<u>69,660.00</u>
Total Design Cost	<u>\$ 174,150.00</u>

HISTORY OF PROJECT COST AND APPORTIONMENT

	Fund Code		Previously Authorized	Authorized This Action	Unfunded Approval This Action
<u>State Share</u>					
Modernization Design Grant	951-570	51	\$	\$ 104,490.00	\$ 104,490.00
<u>District Share</u>					
Cash Contribution					
Financial Hardship	951-570	51		<u>69,660.00</u>	<u>69,660.00</u>
Total			<u>\$</u>	<u>\$ 174,150.00</u>	<u>\$ 174,150.00</u>

Funding Source: Proposition 51 Bonds/2016-Nov.
 Pursuant to the Board's action on March 11, 2009, this application has been approved and placed on the Unfunded List (Lack of AB 55 Loans). This approval does not constitute a guarantee or commitment of future State funding.

Amounts shown for financial hardship assistance are subject to adjustment as a result of a review of the district's financial records pursuant to Regulation Section 1859.81(a) at the time of apportionment.

The District shall ensure that it is in compliance with all applicable laws, regulations and certifications it made on the program forms.

The District qualifies for financial hardship pursuant to SFP Regulation Section 1859.81(c)(1). The District has demonstrated it is financially unable to provide all or a part of the matching funds and is levying the developer fees or equal alternative revenue source justified by law. The District's outstanding bonded indebtedness (as of April 4, 2019) is at least 60 percent of its total bonding capacity.

Based on the Board's action on June 5, 2017, this project is subject to the Grant Agreement submittal pursuant to School Facility Program Regulation Section 1859.90.4.

The District is responsible for ensuring that the project is compliant with Prevailing Wage Monitoring and/or Labor Compliance Program requirements at the time construction contracts are executed and/or construction commenced.

SCHOOL DISTRICT DATA

Application No: 57/75531-00-011 County: Tulare
 School District: Dinuba Unified School Name: Roosevelt Elementary

PROJECT DATA

Type of Project: Elementary School Application Filing Basis: Site Specific
 Pupils Assigned Under 50 Yrs: K-6: 120
 7-8:
 9-12:
 Non-Severe:
 Severe:

Financial Hardship Requested: Yes

GRANT DATA

<u>Estimated Total Grant</u>		<u>Separate Design Grant</u>	
Modernization Grant	\$ 557,280.00	Total Design (25% of Grant)	\$ 139,320.00
Total State Share (60%)	557,280.00	Design State Share (60%)	83,592.00
Total District Share (40%)	371,520.00	Design District Share (40%)	55,728.00
Total Estimated Grant	<u>\$ 928,800.00</u>	District Cash Contribution	\$ 38,549.00
		Financial Hardship	\$ 17,179.00

DESIGN PROJECT FINANCING

<u>State Share</u>	
Modernization Design	\$ 83,592.00
 <u>District Share</u>	
Cash Contribution	38,549.00
Financial Hardship	17,179.00
Total Design Cost	<u>\$ 139,320.00</u>

HISTORY OF PROJECT COST AND APPORTIONMENT

	Fund Code	Previously Authorized	Authorized This Action	Unfunded Approval This Action
<u>State Share</u>				
Modernization Design Grant	951-570	51	\$ 83,592.00	\$ 83,592.00
<u>District Share</u>				
Cash Contribution			38,549.00	
Financial Hardship	951-570	51	17,179.00	17,179.00
Total			<u>\$ 139,320.00</u>	<u>\$ 100,771.00</u>

Funding Source: Proposition 51 Bonds/2016-Nov.
 Pursuant to the Board's action on March 11, 2009, this application has been approved and placed on the Unfunded List (Lack of AB 55 Loans). This approval does not constitute a guarantee or commitment of future State funding.

Amounts shown for financial hardship assistance are subject to adjustment as a result of a review of the district's financial records pursuant to Regulation Section 1859.81(a) at the time of apportionment.

The District shall ensure that it is in compliance with all applicable laws, regulations and certifications it made on the program forms.

The District qualifies for financial hardship pursuant to SFP Regulation Section 1859.81(c)(1). The District has demonstrated it is financially unable to provide all or a part of the matching funds and is levying the developer fees or equal alternative revenue source justified by law. The District's outstanding bonded indebtedness (as of April 4, 2019) is at least 60 percent of its total bonding capacity.

Based on the Board's action on June 5, 2017, this project is subject to the Grant Agreement submittal pursuant to School Facility Program Regulation Section 1859.90.4.

The District is responsible for ensuring that the project is compliant with Prevailing Wage Monitoring and/or Labor Compliance Program requirements at the time construction contracts are executed and/or construction commenced.

SCHOOL DISTRICT DATA

Application No: 57/63073-00-002 County: Imperial
 School District: Brawley Elementary School Name: Hidalgo/Witter Elementary

PROJECT DATA

Type of Project: Elementary School Application Filing Basis: Site Specific
 Pupils Assigned Under 50 Yrs: K-6: 101
 7-8:
 9-12:
 Non-Severe:
 Severe:
 Financial Hardship Requested: No Recommended Acres: 12.9
 Alternative Education School: No Existing Acres: 5.89

ADJUSTED GRANT DATA

Modernization Grant - Under 50 Yrs	\$ 469,044.00
Prevailing Wage Monitoring	704.00
Total State Share (60%)	469,748.00
District Share (40%)	313,165.00
Total Project Cost	<u>\$ 782,913.00</u>

PROJECT FINANCING

<u>State Share</u>	
This Project	\$ 469,748.00
<u>District Share</u>	
Cash Contribution	313,165.00
Financial Hardship	
Total Project Cost	<u>\$ 782,913.00</u>

HISTORY OF PROJECT COST AND APPORTIONMENT

	Fund Code	Proposition	Previously Authorized	Authorized This Action	Unfunded Approval This Action
<u>State Share</u>					
Modernization/Additional Grant	955-570	55	\$	\$ 469,748.00	\$ 469,748.00
<u>District Share</u>					
Cash Contribution				313,165.00	
Total			\$	<u>\$ 782,913.00</u>	<u>\$ 469,748.00</u>

Funding Source: Proposition 55 Bonds/2004-Mar.

Pursuant to the Board's action on March 11, 2009, this application has been approved and placed on the Unfunded List (Lack of AB 55 Loans). This approval does not constitute a guarantee or commitment of future State funding.

The District shall ensure that it is in compliance with all applicable laws, regulations and certifications it made on the program forms.

Based on the Board's action on June 5, 2017, this project is subject to the Grant Agreement submittal pursuant to School Facility Program Regulation Section 1859.90.4.

The District is responsible for ensuring that the project is compliant with Prevailing Wage Monitoring and/or Labor Compliance Program requirements at the time construction contracts are executed and/or construction commenced.

SCHOOL DISTRICT DATA

Application No: 57/61531-00-003 County: Butte
 School District: Paradise Unified School Name: Paradise Senior High

PROJECT DATA

Type of Project:	High School	Application Filing Basis:	Site Specific
Pupils Assigned Under 50 Yrs:		Pupils Assigned Over 50 Yrs:	
K-6:		K-6:	
7-8:		7-8:	
9-12:	246	9-12:	306
Non-Severe:	25	Non-Severe:	7
Severe:	19	Severe:	5
Financial Hardship Requested:	No	Recommended Acres:	35.5
Alternative Education School:	No	Existing Acres:	24.4

ADJUSTED GRANT DATA

Modernization Grant - Under 50 Yrs	\$ 2,110,839.00
Modernization Grant - Over 50 Yrs	2,932,587.00
Fire Detection Alarm	102,208.00
Accessibility/Fire Code Req.	151,303.00
Total State Share (60%)	5,296,937.00
District Share (40%)	3,531,291.00
Total Project Cost	<u>\$ 8,828,228.00</u>

PROJECT FINANCING

<u>State Share</u>	
This Project	\$ 5,296,937.00
<u>District Share</u>	
Cash Contribution	3,531,291.00
Financial Hardship	
Total Project Cost	<u>\$ 8,828,228.00</u>

HISTORY OF PROJECT COST AND APPORTIONMENT

	Fund Code	Proposition	Previously Authorized	Authorized This Action	State Apportionment This Action
<u>State Share</u>					
Modernization/Additional Grant	051-570	51	\$	\$ 5,296,937.00	\$ 5,296,937.00
<u>District Share</u>					
Cash Contribution				3,531,291.00	
Total			\$	<u>\$ 8,828,228.00</u>	<u>\$ 5,296,937.00</u>

Funding Source: Proposition 51 Bonds/2016-Nov.

The District shall ensure that it is in compliance with all applicable laws, regulations and certifications it made on the program forms.

The District is required to submit a valid Fund Release Authorization (Form SAB 50-05) within 18 months of the date of the apportionment; otherwise, the apportionment will be rescinded without further Board action.

Based on the Board's action on June 5, 2017, this project is subject to the Grant Agreement submittal pursuant to School Facility Program Regulation Section 1859.90.4.

The District is responsible for ensuring that the project is compliant with Prevailing Wage Monitoring and/or Labor Compliance Program requirements at the time construction contracts are executed and/or construction commenced.

REPORT OF THE EXECUTIVE OFFICER
State Allocation Board Meeting, April 24, 2019

SCHOOL DISTRICT DATA

School District:OAKLAND UNIFIED County:.....ALAMEDA
Application Number:.....54/61259-09-001 School Name.OAKLAND UNITY HIGH

PURPOSE OF REPORT

To present a Charter School Facilities Program (CSFP) project for partial rescission.

DESCRIPTION

The CSFP permits a charter school or school district filing on behalf of a charter to apply for a Preliminary Charter School Apportionment for new construction projects and rehabilitation of district owned existing facilities that are at least 15 years old. The Preliminary Charter School Apportionment for a CSFP project must be converted within a four-year period to an adjusted grant apportionment meeting all the School Facility Program (SFP) criteria, unless a single one-year extension is granted. This item rescinds a Preliminary Charter School Apportionment.

AUTHORITY

See Attachment A.

BACKGROUND

The Unity Schools (Charter School) received a new construction Preliminary Charter School Apportionment for the Oakland Unity High School project at the May 28, 2008 State Allocation Board meeting. Due to the Charter School's conversion timeline being frozen during the fiscal crisis and a request for a one-time, one-year extension, the Charter School's deadline to convert to an adjusted grant apportionment was November 13, 2016. The Charter School was approved to hold title to the project site on August 24, 2011. Advanced funding for design costs were released on December 16, 2011, and for site acquisition costs on June 22, 2012. The Charter School purchased a site and began designing the project, but was unable to receive DSA approval for the project by the conversion deadline.

STAFF ANALYSIS/STATEMENTS

The Charter School is rescinding the advance funding for site acquisition costs. Prior to returning the funds received for site acquisition, the Charter School had to sell the site that was acquired. Escrow for the sale of the site closed on March 29, 2019. At that time, the Charter School returned to the state \$6,759,957.86, which was the CSFP Lease and state grant amounts received for site acquisition, plus interest, which was charged from the date site acquisition funds were released to the date escrow closed. The Charter School also elected to return \$661,821.40 for the CSFP Lease portion of the design advance. The state grant portion of the design advance will be reduced to eligible costs incurred at a later board.

The state has received \$7,421,779.26 from the Charter School. The total amount of funds received will be returned to the corresponding Charter School Facilities Account and may be used for charter school purposes.

Design CSFP Lease Amount	Site CSFP Lease Amount	Site State Share Amount	Interest on Site Loan and State Share Amount	Total Amount Returned
\$661,821.40	\$3,300,000.00	\$3,299,999.55	\$159,958.31	\$7,421,779.26

RECOMMENDATIONS

1. Rescind the design advance CSFP Lease amount of \$661,821.40 [Bond/2006-Nov.; 057-540] from \$661,821.40 to \$0.
2. Rescind the site advance SFP State Share and CSFP Lease amount of \$6,599,999.55 [Bond/2006-Nov.; 057-540] from \$6,599,999.55 to \$0.
3. Return interest in the amount of \$159,958.31 to the Charter School Facilities Account [Bond/2006-Nov.; 057-540].

ATTACHMENT A

AUTHORITY

School Facility Program Regulation Section 1859.107. Amending and Withdrawal of Applications.

A funding application that received an apportionment under Chapter 12 or Chapter 12.5 may not be rescinded and re-approved under the provisions of any amended law or administrative regulation unless specifically authorized by other applicable law.

A funding application, with the exception of funding applications identified in Subsection (a) below, that has received an approval pursuant to Section 1859.95, but has not received an apportionment, may receive an adjustment as allowed under Sections 1859.71, 1859.71.2(c), 1859.78.4(b) or 1859.78 at the time the apportionment is made. If the adjustment is a result of Sections 1859.71.2(c) or 1859.78.4(b), the district must submit an amended Form SAB 50-04. The amended application shall retain its OPSC processing date. No other adjustments may be made, including those resulting from changes to the regulations prior to final funding by the SAB. As an alternative, the application may be withdrawn and resubmitted for SAB approval under the provisions of any amended or new regulation that becomes effective prior to the apportionment for the project. The district must first request from the OPSC that the application be withdrawn and removed from the Unfunded List. The district may then resubmit the application to the OPSC under the provisions of the amended or new regulation once it is effective. The resubmitted application will receive a new processing date by the OPSC. School districts that have already received a site apportionment under Section 1859.81.1(a) may withdraw the application and file as an environmental hardship pursuant to Section 1859.75.1 without forfeiting their original site apportionment, provided that the new application does not exceed the amount already apportioned.

A funding application, with the exception of funding applications identified in Subsection (a) below, submitted to the OPSC that has not received an approval will receive funding under the provisions of the regulations that were in effect when the application was submitted to the OPSC and any funding adjustment authorized by Sections 1859.71.2(c) or 1859.78.4(b). If the funding adjustment is a result of Sections 1859.71.2(c) or 1859.78.4(b), the district must submit an amended Form SAB 50-04. The amended application shall retain its OPSC processing date.

At the option of the district, a funding application submitted to the OPSC that has not received an approval may be withdrawn and resubmitted for SAB approval under the provisions of any amended or new regulation once it is effective. The district must request that the application be withdrawn and removed from the OPSC workload list.

The resubmitted application will receive a new processing date by the OPSC.

At the option of the district, an Approved Application for Career Technical Education Facilities Project Funding submitted to OPSC prior to January 1, 2012 may be resubmitted for the purpose of requesting the funding as prescribed in Section 1859.71.6 or Section 1859.77.4, as applicable. To request that funding, the district must submit an amended Form SAB 50-10 at least 90 days prior to requesting an Apportionment pursuant to Section 1859.90.1 or 1859.90.2 or receiving an Apportionment pursuant to Section 1859.195. The amended application shall retain its original OPSC processing date.

- (a) A district that submitted an Approved Application request for either a Modernization Adjusted Grant or a Separate Design Apportionment for a modernization project pursuant to Section 1859.81.1 that meets the criteria in (1) and (2) below must submit a new Form SAB 50-04 that meets the criteria in Subsections (b) or (c) no later than 60 calendar days after the effective date (September 16, 2002) of this Subsection:
- (1) The Approved Application was received by the OPSC after April 29, 2002 but no later than the date this Subsection becomes effective (September 16, 2002).
 - (2) The Approved Application has not received an approval or has received an approval pursuant to Section 1859.95, but has not received an apportionment.
- (b) The new Form SAB 50-04 identifies the same number of pupils assigned to the original project or a lesser amount that is not less than 37.5 percent of the pupils originally assigned to the project (round up). In this case, the district will be required to contribute additional funds to the project to meet the 40 percent district contribution required pursuant to Section 1859.79(b). If the project was approved as a financial hardship project under the provisions of Section 1859.81, the project shall maintain its financial hardship status, however, the district will be subject to a financial review pursuant to Section 1859.81(a) to determine if there are additional district funds available for the project.

ATTACHMENT A

AUTHORITY (cont.)

- (c) The new Form SAB 50-04 identifies a lesser number of pupils assigned to the project that does not exceed an amount determined by multiplying the pupils assigned to the original project by 37.5 percent (round down). In this case, the district will not be required to contribute additional funds to the project to meet the 40 percent district contribution required pursuant to Section 1859.79(b).
- (d) If a new Form SAB 50-04 is submitted under the provisions of subsection (b), the Architect of Record or Design Professional certification made on the original Form SAB 50-04 will be accepted as satisfying the requirements of the new Form SAB 50-04.
- (e) Any Approved Application request that meets the requirements of Subsection (a) will be withdrawn 60 calendar days after the date Subsection (a) becomes effective (September 16, 2002) if the district does not submit a new Form SAB 50-04 conforming to either Subsections (b) or (c).

Any application for eligibility determination that has received an approval may be amended to comply with provisions of an amended or new regulation once it is effective. The amended application will receive a new processing date by the OPSC.

Any application for eligibility determination that has not received an approval may be amended at any time to conform to an amended or new regulation. The application shall retain its OPSC processing date.

Any application for new construction eligibility determination that has received an approval must be amended to conform to Regulation Section 1859.51(l) prior to submittal of Form SAB 50-04.

Any application for new construction eligibility determination that has not received an approval must be amended to conform to Form SAB 50-02 and Form SAB 50-03 prior to submittal of Form SAB 50-04.

Any application for modernization eligibility determination that has received an approval must be amended to conform to Regulation Section 1859.61(g) prior to submittal of Form SAB 50-04.

Any application for modernization eligibility determination that has not received an approval must be amended to conform to Form SAB 50-03 prior to submittal of Form SAB 50-04.

Districts that have received an approval of eligibility on a HSAA or Super HSAA are not required to re-establish eligibility under the provisions of Section 1859.41(a).

Districts that have requested eligibility determination on a HSAA or Super HSAA that have not received an approval must comply with the provisions of Section 1859.41(a) prior to submittal of Form SAB 50-04. The amended eligibility application shall retain its original OPSC processing date.

A district that has received an approval of its eligibility determination on a district-wide, HSAA or Super HSAA basis, but received no New Construction Grant(s), may re-file on another eligibility determination basis provided it withdraws all previously submitted Form SAB 50-04 requests for New Construction Grant(s), including those on the Unfunded List.

Note: Authority cited: Sections 17070.35 and 17078.72(l), Education Code.
Reference: Sections 17070.35, 17070.63, 17074.15, 17074.16 and 17074.56, Education Code.

Section 1859.167.2. Preliminary Apportionment Rescissions.

- (a) For projects apportioned on or before February 23, 2005 that are rescinded by the Board for purposes other than those outlined in Section 1859.166, the following will occur upon rescission:
 - (1) the SFP New Construction Eligibility will be increased for the pupils assigned to the Preliminary Charter School Application for the school district that physically contains the Charter School within its geographical boundaries.
 - (2) Those projects that have received an advanced release of funds as provided in Section 1859.164.2(a), shall be reduced to costs incurred and closed-out pursuant to Section 1859.106 with a corresponding SFP new construction baseline eligibility adjustment for the pupils assigned to the Preliminary Charter School Application.

ATTACHMENT A

AUTHORITY (cont.)

- (b) For projects apportioned on July 2, 2003 that are rescinded by the Board for purposes other than those outlined in Section 1859.166, the funds shall be returned to the program as follows:
- (1) A fund shall be established within the 2002 Charter School Facilities Account to be known as the Conversion Increase Fund. An amount equal to \$16,634,364 from Preliminary Charter School Apportionments rescinded on or before April 25, 2007 shall be transferred, on a one time basis, from the Unrestricted Charter School Fund to the Conversion Increase Fund established within that same account. The Conversion Increase Fund shall be used for the purposes outlined in Section 1859.167(b)(4).
 - (2) Funds available due to projects that rescind after April 25, 2007 shall be transferred to the Unrestricted Charter School Fund within the 2002 Charter School Facilities Account.
- (c) For projects apportioned on February 23, 2005 that are rescinded by the Board for purposes other than those outlined in Section 1859.166, the funds shall be returned to the program as follows:
- (1) A fund shall be established within the 2004 Charter School Facilities Account to be known as the Conversion Increase Fund. This fund shall be used for the purposes outlined in Section 1859.167(b)(4). This fund shall include all amounts from Preliminary Charter School Apportionments rescinded from the 2004 Charter School Facilities Account on or before April 25, 2007, plus the amounts initially reserved for the DTSC/Relocation Fund and the Hazardous Material/Waste Removal Fund established in Section 1859.163.3.
 - (2) Funds available due to project rescissions after April 25, 2007 including both the Preliminary Apportionment reservation and any amount available pursuant to subsection (c)(1) above that is not needed for a Final Charter School Apportionment, shall first be used to replenish the DTSC/Relocation Fund and the Hazardous Material/Waste Removal Fund until the cumulative deposits made back into the funds total the amount of funds initially reserved. Once these funds have been replenished, future rescinded amounts shall be returned to the Unrestricted Charter School Fund.
- (d) The maximum amount available for each individual Final Charter School Apportionment from the 2002 and/or 2004 Conversion Increase Fund shall be equal to the ratio of the project's Preliminary Charter School Apportionment to the total value of preliminary charter school apportionments awarded on February 23, 2005, for those recipients eligible for these Conversion Increase Fund funds, multiplied by the sum of the amount of funds available for the Conversion Increase Fund in both the 2002 and 2004 Charter School Facilities Accounts.
- (e) For projects apportioned after February 23, 2005 any rescinded amounts shall be transferred into the Unrestricted Charter School Fund in the appropriate Charter School Facilities Account. Projects shall be rescinded pursuant to the process described in subsection (a) above with the exception that any adjustments to the baseline eligibility shall be based on the ratio of the number of unhoused pupils pursuant to Section 1859.162.2 and the project capacity which generated the project funding to the eligible expenditures.

Any funds released are subject to the fifty percent local matching share requirement as required by Education Code Section 17078.54(d).

Note: Authority cited: Sections 17070.35 and 17078.64, Education Code.

Reference: Section 17078.54, Education Code.

REPORT OF THE EXECUTIVE OFFICER
State Allocation Board Meeting, April 24, 2019

CHARTER SCHOOL FACILITIES PROGRAM
EXTENSION TO CONVERSION DEADLINE

PURPOSE OF REPORT

To present Aspire Public School's request for a one-year extension to the conversion deadline for its Charter School Facilities Program (CSFP) new construction project.

DESCRIPTION

Charter schools participating in the CSFP must convert a preliminary apportionment (PA) within a four-year period pursuant to School Facility Program (SFP) Regulation Section 1859.166. This item requests a one-year extension to the conversion deadline for Aspire Public School's (Charter School) new construction project at ERES Academy (application number 54/61259-13-002), pursuant to SFP Regulation Section 1859.166.1.

AUTHORITY

See Attachment A.

BACKGROUND

The CSFP provides PAs (reservations of bond authority) for new construction and rehabilitation projects. The PA for a CSFP project must be converted within a four-year period to an adjusted grant apportionment meeting all the SFP Regulation requirements, unless a single one-year extension is granted by the State Allocation Board (Board).

Charter schools may request the Board to approve a one-year extension. The request will be approved when a charter school meets one of the following sets of criteria:

- The charter school has provided evidence of both of the following:
 - The California Department of Education (CDE) has made a contingent or final approval of the proposed site; and,
 - The Division of the State Architect (DSA) has confirmed that the final plans for the project have been submitted to the DSA for review and approval.
- Other evidence satisfactory to the Board justifying the extension.

STAFF ANALYSIS/COMMENTS

The Charter School's project consists of the construction of a new school on three parcels. The Charter School has received final plan approval from DSA and CDE and final site approval from CDE and is finalizing the land purchase for one of the parcels. The Charter School plans to submit a conversion application after the site purchase is finalized. If approved, the new conversion deadline would be May 27, 2020.

Staff has reviewed the Charter School's request (Attachment B) and determined that it provides satisfactory evidence to justify the extension. Staff supports the Charter School's request for a one-year extension to the conversion deadline.

RECOMMENDATION

Approve the Charter School's request for a one-year extension to the conversion deadline. Require that the PA for application number 54/61259-13-002 be converted to a final apportionment by May 27, 2020, or the PA will be rescinded and the bond authority returned to the CSFP.

ATTACHMENT A

AUTHORITY

School Facility Program (SFP) Section 1859.166. Time Limit on Preliminary Charter School Apportionment.

(a) A complete request to convert a Preliminary Charter School Apportionment to a Final Charter School Apportionment pursuant to Section 1859.165 shall be made within four years of the date of the Preliminary Charter School Apportionment unless the Charter School received approval of an extension pursuant to Section 1859.166.1.

(b) If (a) is not met, and the Charter School has not received an advance release of funds as provided in Section 1859.164.2, the following will occur:

(1) the Preliminary Charter School Apportionment shall be rescinded and any remaining Preliminary Charter School Apportionment, not released to the Charter School, shall be transferred to the Unrestricted Charter School Fund within the appropriate Charter School Facility Account, and;

(2) the SFP New Construction Eligibility will be increased by the number of unhoused pupils pursuant to Section 1859.162.2 for the school district that physically contains the Charter School within its geographical boundaries.

(c) If (a) is not met, and the Charter School has received an advance release of funds as provided in Section 1859.164.2, the following will occur:

(1) The Preliminary Charter School Apportionment shall be rescinded and any remaining Preliminary Charter School Apportionment, not released to the Charter School, shall be transferred to the Unrestricted Charter School Fund within the appropriate Charter School Facility Account, and;

(2) Funds released pursuant to Section 1859.164.2(a) shall be reduced to cost incurred and closed-out pursuant to Section 1859.106 with a corresponding SFP new construction baseline eligibility adjustment for the pupils assigned to the Preliminary Charter School Application. The adjustment to the baseline eligibility shall be based on the ratio of the number of unhoused pupils pursuant to Section 1859.162.2 and the project capacity which generated the project funding to the eligible expenditures. Any funds released are subject to the fifty percent local matching share requirement as required by EC 17078.54(d). Funds returned pursuant to Section 1859.106 shall be transferred to the Unrestricted Charter School Fund within the appropriate Charter School Facility Account, and;

(3) Funds released pursuant to Section 1859.164.2(b) shall be subject to the provisions of Section 1859.171.

SFP Section 1859.166.1. Preliminary Charter School Apportionment Time Limit Extension.

A Charter School that has received a Preliminary Charter School Apportionment may request a single one-year extension of the time limit prescribed in Section 1859.166(a). The Board shall approve the request provided the criteria in (a) or (b) are met:

(a) The Charter School has provided evidence of both of the following:

(1) The CDE has made a contingent or final approval of the proposed site; and,

(2) The DSA has confirmed that the final plans for the project have been submitted to the DSA for review and approval.

(b) Other evidence satisfactory to the Board justifying the extension.



March 13, 2019

Ms. Erin Cunneen
Project Manager
Office of Public School Construction
707 Third Street
West Sacramento, CA 95605

Subject: **Aspire Public Schools - ERES Academy
Charter School Facilities Program Project
Application Number 54/61259-13-002 – Request for One Year Extension**

Dear Ms. Cunneen,


Pursuant to School Facility Program (SFP) Regulation Section 1859.166.1, please accept Aspire Public Schools request for a single one-year extension of the time limit prescribed in 1859.166(a) for the Charter School Facilities Program New Construction Project (Project) at ERES Academy (54/61259-13-002).

The Project consists of the construction of a new school facility on a small property consisting of four parcels. The project received Division of the State Architect approval in January 2017. The project received Final Site Approval and Final Plan Approval by the California Department of Education in April 2018. The four year deadline to convert to a Final Apportionment for this project is May 27, 2019.

At this time, Aspire is experiencing delays in finalizing the land purchase for one of the parcels. At this time we respectfully request the one-year extension in order to accommodate these unforeseen delays. The District plans to submit the conversion to a Final Charter School Apportionment as soon as possible after the site purchase is finalized.

Please feel free to contact me should you have any further questions. Thank you very much.

Sincerely,


Jeanine Hawk, EdD | Chief Financial Officer
Aspire Public Schools • College for Certain
1001 22nd Avenue, Oakland, CA 94606
Office: 510-434-5036
Mobile: 408-590-5834

REPORT OF THE EXECUTIVE OFFICER
State Allocation Board Meeting, April 24, 2019

SCHOOL FACILITY PROGRAM
SUBSTANTIAL PROGRESS REDUCTION TO COSTS INCURRED

PURPOSE OF REPORT

To present School Facility Program (SFP) project apportionments to be reduced to eligible costs incurred.

DESCRIPTION

The SFP projects listed on the Attachment are for a financial hardship County Office of Education (COE) that received a separate design and site fund release. The COE has either requested to have their projects reduced to costs incurred or has not met the substantial progress requirement or has indicated that they will be unable to move forward with the SFP projects listed on the Attachment. The COE has requested that their apportionments be reduced to costs incurred to recognize eligible costs for the separate design or site grant phase.

AUTHORITY

Pursuant to Education Code Section 17076.10(b), sufficient evidence of substantial progress for the design, site and adjusted grant apportionments shall be due 18 months from the date any funds were released to the district. The SFP Regulation Section 1859.105 requires that when an apportionment is reduced to project costs incurred or rescinded, all State funds not used to finance eligible expenditures are to be returned to the State Allocation Board (SAB). The SFP Regulations also stipulate that interest earned on State funds, which is not used to finance eligible expenditures, is due to the SAB.

RECOMMENDATIONS

1. Find that the COE is unable to meet the substantial progress requirements or indicated that they will be unable to move forward with the project listed on the Attachment.
2. Reduce the funded apportionment to costs incurred for the project listed on the Attachment.
3. Direct Staff to adjust the COE baseline eligibility, according to the increases (identified in the "Pupils Returned to the District's Baseline" column) on the Attachment.

**ATTACHMENT
SCHOOL FACILITY PROGRAM
SUBSTANTIAL PROGRESS REDUCTION TO COSTS INCURRED
State Allocation Board Meeting, April 24, 2019**

	District/ County/ Application Number	Pupil Grant Adjustments			Grant Adjustments				
		Type of Pupils	Number of Pupils	Pupils Returned to the District's Baseline Number of Pupils	State Contribution	District Contribution	Interest	Amount of Eligible Expenditures	Reduction in Apportionment
Design Grant	San Bernardino County Office of Education ^A San Bernardino 50/10363-03-054	9-12	135	106	\$436,644.00	\$0.00	\$0.00	\$473,888.19	\$37,244.19
	San Bernardino County Office of Education ^B San Bernardino 50/10363-03-055	Severe	54	43	\$402,062.00	\$0.00	\$0.00	\$400,473.87	\$1,588.13
	San Bernardino County Office of Education ^C San Bernardino 50/10363-03-059	Severe	72	48	\$361,282.00	\$0.00	\$0.00	\$619,137.34	\$257,855.34
	San Bernardino County Office of Education ^D San Bernardino 50/10363-03-081	Severe	27	25	\$268,207.00	\$0.00	\$12,533.37	\$109,790.00	\$170,950.37
Site Grant	San Bernardino County Office of Education ^E San Bernardino 50/10363-03-054	N/A	N/A	N/A	\$552,128.00	\$950.00	\$75,873.05	\$589,548.40	\$39,402.65
	San Bernardino County Office of Education ^F San Bernardino 50/10363-03-055	N/A	N/A	N/A	\$269,500.00	\$0.00	\$50,623.75	\$293,717.10	\$25,977.70
	San Bernardino County Office of Education ^G San Bernardino 50/10363-03-059	N/A	N/A	N/A	\$921,500.00	\$0.00	\$49,607.22	\$984,844.26	\$13,737.04
TOTAL:									\$546,755.42

- A This is a Financial Hardship project and the net overspent amount of \$37,244.19 must be returned to the State to reduce the Financial Hardship contribution on this project.
- B This is a Financial Hardship project and the net savings amount of \$1,588.13 must be returned to the State to reduce the State and Financial Hardship contribution on this project.
- C This is a Financial Hardship project and the net overspent amount of \$247,855.34 must be returned to the State to reduce the Financial Hardship contribution on this project. The Design grant was decreased by \$10,000 for the reported construction related costs. The net Reduction in Apportionment is \$257,855.34.
- D This is a Financial Hardship project and the net savings amount of \$170,950.37 must be returned to the State to reduce the State and Financial Hardship contribution on this project.
- E Pupil grants are not assigned to Site grants. This is a Financial Hardship project and the net savings amount of \$39,402.65 must be returned to the State to reduce the State and Financial Hardship contribution on this project.
- F Pupil grants are not assigned to Site grants. The Reduction in Apportionment is \$26,406.65. The DTSC fee apportionment was increased by \$428.95. The net Reduction in Apportionment is \$25,977.70. This is a Financial Hardship project and the net savings amount of \$25,977.70 must be returned to the State to reduce the State and Financial Hardship contribution on this project.
- G Pupil grants are not assigned to Site grants. This is a Financial Hardship project and the net overspent amount of \$13,737.04 must be returned to the State to reduce the Financial Hardship contribution on this project.

Facility Hardship / Rehabilitation Program

REPORT OF THE EXECUTIVE OFFICER
State Allocation Board Meeting, April 24, 2019

SCHOOL DISTRICT DATA

School District:BEVERLY HILLS UNIFIED	County:.....LOS ANGELES
Application Number:..... 51/64311-00-006	School Name:.....BEVERLY HILLS HIGH
Total District Enrollment:.....3,773	Project Grade Level:.....9-12
Financial Hardship:.....NO

PURPOSE OF REPORT

Type of Request	State Allocation Board (Board) approval for placement on the Unfunded List (Lack of AB 55 Loans) for a School Facility Program (SFP) Facility Hardship Seismic Mitigation Program (SMP) Replacement project.
Total Project Cost	\$24,841,620.00
Cost to the State	\$12,420,810.00

DESCRIPTION

Description of Health and Safety Threat	A Structural Evaluation Report by Saiful/Bouquet Structural Engineers dated December 2, 2013 identified that Building B on the Beverly Hills High School site is a Category 2 “Most Vulnerable” building type eligible for seismic upgrades through the Seismic Mitigation Program. The report outlined critical deficiencies associated with having a high potential for local or global collapse in the event of seismic activity. Due to its historic and cultural significance, the Beverly Hills High School site meets the eligibility requirements of a Qualified Historical School Building per California Code of Regulations, Title 24, Part 8 and thus qualifies for funding as a new construction project for this rehabilitation work under Section 1859.82(a)(1)(A)(3).
Scope of Project	The project consists of the seismic rehabilitation of Building B1 (Domestic Science) and Building B2 (Administration and Classrooms) at the Beverly Hills High School site.
Status of School Site	The District awarded the construction contract and notice to proceed on May 18, 2018.

QUALIFYING CRITERIA

Government/State Level Concurrence	Division of the State Architect (DSA) provided concurrence that Buildings B1 and B2 are eligible for the Seismic Mitigation Program on December 1, 2014.
Staff Supports the District’s Request	Yes
Site Visit Completed by Staff	A site visit was completed by staff on June 9, 2015.

AUTHORITY

See Attachment A

RECOMMENDATIONS

1. Approve the District's request for an unfunded approval for replacement funding of the seismic rehabilitation of Buildings B1 at Beverly Hills High School, pursuant to the SFP Regulation Section 1859.82(a)(1)(A)1.b. as shown on Attachment B.
2. Provide that the State portion of any and all project savings realized from the funding of this Rehabilitation project must be returned to the State.
3. Provide that the District's modernization eligibility will be reset for Buildings B1 and B2 to 12 months from the DSA approval for this project which was on August 21, 2017 for DSA application number 03-116437.

ATTACHMENT A

AUTHORITY

Education Code (EC) Section 17075.10(a) states:

A school district may apply for hardship assistance in cases of extraordinary circumstances. Extraordinary circumstances may include, but are not limited to, the need to repair, reconstruct, or replace the most vulnerable school facilities that are identified as a Category 2 building, as defined in the report submitted pursuant to Section 17317, determined by the department to pose an unacceptable risk of injury to its occupants in the event of a seismic event.

SFP Regulation Section 1859.82 states, "A district is eligible for facility hardship funding to repair, replace, or construct new classrooms and related facilities if the district demonstrates there is an unmet need for pupil housing or the condition of the facilities, or the lack of facilities, is a threat to the health and safety of the pupils."

SFP Regulation Section 1859.82(a)(1) provides for Facility Hardship grant funding when:

The facilities are needed to ensure the health and safety of the pupils if the district can demonstrate to the satisfaction of the Board that the health and safety of the pupils is at risk. Factors to be considered by the Board shall include the close proximity to a major freeway, airport, electrical facility, high power transmission lines, dam, pipeline, industrial facility, adverse air quality emission or other health and safety risks, including structural deficiencies required by the DSA to be repaired, seismic mitigation of the Most Vulnerable Category 2 Buildings as verified by the DSA, traffic safety or because the pupils reside in remote areas of the district and transportation to existing facilities is not possible or poses a health and safety risk.

SFP Regulation Section 1859.82(a)(1)(A)(2) states, "If the total cost to remain in the classroom or related facility is greater than 50 percent of the Current Replacement Cost and the Application is for replacement facilities, the district may qualify for a grant for a new or replacement school or replacement facilities as a new construction project."

SFP Regulation Section (a)(1)(C) states,

The seismic mitigation projects must meet all of the following requirements:

1. The construction contract was executed on or after May 20, 2006;
2. The project funding provided shall be for the minimum work necessary to obtain DSA approval;
3. The building is designed for occupancy by students and staff; and
4. The DSA concurs with a report by a structural engineer, which identifies structural deficiencies that pose an unacceptable risk of injury to its occupants in a seismic event. If the unacceptable risk of injury is due to the presence of faulting, liquefaction or landslide, these hazards must be documented by a geologic hazards report prepared by an engineering geologist in accordance with California Building Code, Part 2, Chapter 18, section 1803A and with the concurrence of the California Geological Survey.

SFP Regulation Section 1859.82 further states, "If the district qualifies for repair of a Qualified Historical School Building pursuant to (a)(1)(A)3. or replacement facilities on the same site pursuant to either (a)(1)(A)2. or (a)(2) above, the district is eligible for funding as a new construction project. Replacement facilities and square footage amounts used to determine funding for a Qualified Historical School Building shall be allowed in accordance with the square footage amounts provided in the chart in Section (b) below...The square footage provided, after accounting for all useable facilities on the site, shall not exceed the following:"

<i>Facility</i>	<i>Elementary School Pupils</i>	<i>Middle School Pupils</i>	<i>High School Pupils</i>
Multi-Purpose (includes food service)	5.3 sq. ft. per pupil minimum 4,000 sq. ft.	5.3 sq. ft. per pupil minimum 5,000 sq. ft.	6.3 sq. ft. per pupil minimum 8,200 sq. ft.
Toilet	3 sq. ft. per pupil minimum 300 sq. ft.	4 sq. ft. per pupil minimum 300 sq. ft.	5 sq. ft. per pupil minimum 300 sq. ft.
Gymnasium (includes shower/locker)	N/A	12.9 sq. ft. per pupil minimum 6,828 sq. ft. maximum 16,000 sq. ft.	15.3 sq. ft. per pupil minimum 8,380 sq. ft. maximum 18,000 sq. ft.
School Administration	3 sq. ft. per pupil minimum 600 sq. ft.	3 sq. ft. per pupil minimum 600 sq. ft.	4 sq. ft. per pupil minimum 800 sq. ft.
Library/Media Center	2.3 sq. ft. per pupil plus 600 sq. ft.	3.3 sq. ft. per pupil plus 600 sq. ft.	4.3 sq. ft. per pupil plus 600 sq. ft.

SCHOOL DISTRICT DATA

Application No: 51/64311-00-006
School District: Beverly Hills Unified

County: Los Angeles
School Name: Beverly Hills High

PROJECT DATA

Type of Project: High School
K-6:
7-8:
9-12:
Non-Severe:
Severe:
Application Filing Basis: District Wide
Number of Classrooms:
Master Acres:
Existing Acres: 25.05
Proposed Acres:
Recommended Acres: 41.2
Facility Hardship (a): No
Financial Hardship Requested: No
Alternative Education School: No
Addition to Existing Site: Yes
Core Facilities: Administration, Toilet, 46003

ADJUSTED GRANT DATA

Service Site	\$	3,220,210.00
Fac. Hardship Other 46003 Sq. Ft.		9,200,600.00
Total State Share (50%)		12,420,810.00
District Share (50%)		12,420,810.00
Total Project Cost	\$	24,841,620.00

PROJECT FINANCING

State Share
This Project \$ 12,420,810.00
District Share
Cash Contribution 12,420,810.00
Financial Hardship
Total Project Cost \$ 24,841,620.00

PROJECT COST AND APPORTIONMENT

	Fund Code	Proposition	Previously Authorized	Authorized This Action	Unfunded Approval This Action
State Share					
New Construction/Add. Grant	957-505	1D	\$	\$ 194,828.38	\$ 194,828.38
New Construction/Add. Grant	951-505	51		12,225,981.62	12,225,981.62
District Share					
Cash Contribution				12,420,810.00	
Total			\$	24,841,620.00	12,420,810.00

Funding Sources: Proposition 1D Bonds/2006-Nov.; Proposition 51 Bonds/2016-Nov.
 Pursuant to the Board's action on March 11, 2009, this application has been approved and placed on the Unfunded List (Lack of AB 55 Loans). This approval does not constitute a guarantee or commitment of future State funding.

The District shall ensure that it is in compliance with all applicable laws, regulations and certifications it made on the program forms.

Based on the Board's action on June 5, 2017, this project is subject to the Grant Agreement submittal pursuant to School Facility Program Regulation Section 1859.90.4.

The District is responsible for ensuring that the project is compliant with Prevailing Wage Monitoring and/or Labor Compliance Program requirements at the time construction contracts are executed and/or construction commenced.

REPORT OF THE EXECUTIVE OFFICER
State Allocation Board Meeting, April 24, 2019

SCHOOL DISTRICT DATA

School District:.....MONTEREY PENINSULA UNIFIED	County:.....MONTEREY
Application Number:.....58/66092-00-006	School Name:.....SEASIDE HIGH
Total District Enrollment:.....10,685	Project Grade Level:.....9-12
Financial Hardship:.....NO

PURPOSE OF REPORT

Type of Request	State Allocation Board (Board) approval for placement on the Unfunded List (Lack of AB 55 Loans) for a School Facility Program (SFP) Facility Hardship rehabilitation project.
-----------------	--

Total Project Cost	\$2,082,370.78
--------------------	----------------

Cost to the State	\$1,249,422.47
-------------------	----------------

DESCRIPTION

Description of Health and Safety Threat	The Seaside High School campus is a multi-building site that consists primarily of cast-in-place and precast reinforced concrete frame and shear wall structures constructed in 1961. Due to the local coastal environment causing extensive corrosion, damage has occurred to the concrete on the exterior stairs, and balconies for Building J. Additionally, the concrete walkway between Buildings H and J has been damaged. A corrosion evaluation was conducted by Cornerstone Structural Engineering Group on May 16, 2017 confirming the necessity of these repairs as they present a health and safety threat to students and staff.
---	---

Scope of Project	The scope of this project consists of fixing elevated concrete walkways, balconies, stairways and columns due to corrosion.
------------------	---

Status of School Site	Construction contracts were awarded on July 26, 2018 and the notice to proceed was issued on August 2, 2018. The project is under construction and it is scheduled to be completed on April 30, 2019.
-----------------------	---

QUALIFYING CRITERIA

Government/State Level Concurrence	Division of the State Architect provided written concurrence that supports the industry specialist's findings and recommended work to mitigate the health and safety threat.
------------------------------------	--

Staff Supports the District's Request	Yes
---------------------------------------	-----

Site Visit Completed by Staff	Staff accepted detailed reports from qualified firms and photographs in lieu of a site visit.
-------------------------------	---

AUTHORITY

See Attachment A

RECOMMENDATIONS

1. Approve the District's request for an unfunded approval to rehabilitate the elevated concrete walkways, corroded balconies, stairways and columns at the Seaside High School site, pursuant to the SFP Regulation Section 1859.83(e) as shown on Attachment B.
2. Provide that any and all savings realized from this rehabilitation project be returned to the State.

ATTACHMENT A

AUTHORITY

Education Code (EC) Section 17075.10(a) states:

A school district may apply for hardship assistance in cases of extraordinary circumstances. Extraordinary circumstances may include, but are not limited to, the need to repair, reconstruct, or replace the most vulnerable school facilities that are identified as a Category 2 building, as defined in the report submitted pursuant to Section 17317, determined by the department to pose an unacceptable risk of injury to its occupants in the event of a seismic event.

SFP Regulation Section 1859.82 states, "A district is eligible for facility hardship funding to replace or construct new classrooms and related facilities if the district demonstrates there is an unmet need for pupil housing or the condition of the facilities, or the lack of facilities, is a threat to the health and safety of the pupils."

SFP Regulation Section 1859.82(a)(1) provides for Facility Hardship grant funding when:

The facilities are needed to ensure the health and safety of the pupils if the district can demonstrate to the satisfaction of the Board that the health and safety of the pupils is at risk. Factors to be considered by the Board shall include the close proximity to a major freeway, airport, electrical facility, high power transmission lines, dam, pipeline, industrial facility, adverse air quality emission or other health and safety risks, including structural deficiencies required by the DSA to be repaired, seismic mitigation of the Most Vulnerable Category 2 Buildings as verified by the DSA, traffic safety or because the pupils reside in remote areas of the district and transportation to existing facilities is not possible or poses a health and safety risk.

SFP Regulation Section 1859.82(a)(1)(A)(1) states,

If the total cost to remain in the classroom or related facility is 50 percent or less than the Current Replacement Cost, the district may qualify for either grant below, as applicable:

- a. Modernization Excessive Cost Hardship Grant for Rehabilitation Costs pursuant to Section 1859.83(e),
or
- b. A grant not to exceed 50 percent of the cost estimate that has been reviewed and approved by the OPSC and approved by the Board for seismic repair.

Regulation Section 1859.83(e) states:

Excessive Cost for rehabilitation of facilities the Board has determined are a health and safety risk to the pupils pursuant to Section 1859.82(a)(1) and the cost/benefit analysis to mitigate the problem and remain in the facility is less than 50 percent of the Current Replacement Cost of the facility. The cost/benefit analysis shall not include increased costs associated with high performance related costs or components, with the exception of those high performance components that were pre-existing in the classroom or related facility. If the district qualifies, the district is eligible for funding of Rehabilitation Costs as a modernization project. If the Approved Application is received on or before April 29, 2002, the grant amount provided is 80 percent of the amount of the cost estimate required in Section 1859.82(a)(1) that has been reviewed by the OPSC and approved by the Board. If the Approved Application is received after April 29, 2002, the grant amount provided is 60 percent of the amount of the cost estimate required in Section 1859.82(a)(1) that has been reviewed by the OPSC and approved by the Board. An additional grant may be provided for high performance incentive pursuant to Section 1859.77.4 provided that the high performance points attained are related to the scope of the Facility Hardship project. For any project funded in whole or in part from Proposition 47 or Proposition 55 for which the construction contract is awarded prior to January 1, 2012, the district may be eligible for the funding provided to initiate and enforce a LCP as prescribed in Section 1859.78.1(a). For any project for which the construction contract is awarded on January 1, 2012 through June 19, 2014, the grant may be adjusted in the manner prescribed in Section 1859.78.1(b) and subject to the limitations established in Section 1859.78.1(c).

SAB Meeting: April 24, 2019

Modernization - Adjusted Grant Approval

SCHOOL DISTRICT DATA

Application No: 58/66092-00-006 County: Monterey
 School District: Monterey Peninsula Unified School Name: Seaside High

PROJECT DATA

Type of Project: High School Application Filing Basis: Site Specific
 Pupils Assigned Under 50 Yrs: K-6:
 7-8:
 9-12:
 Non-Severe:
 Severe:
 Financial Hardship Requested: No Recommended Acres: 36.00
 Alternative Education School: No Existing Acres: 56.38

ADJUSTED GRANT DATA

Rehabilitation	\$ 1,249,422.47
Total State Share (60%)	1,249,422.47
District Share (40%)	832,948.31
Total Project Cost	\$ 2,082,370.78

PROJECT FINANCING

<u>State Share</u>	
This Project	\$ 1,249,422.47
<u>District Share</u>	
Cash Contribution	832,948.31
Financial Hardship	
Total Project Cost	\$ 2,082,370.78

HISTORY OF PROJECT COST AND APPORTIONMENT

	Fund Code	Proposition	Previously Authorized	Authorized This Action	Unfunded Approval This Action
<u>State Share</u>					
Modernization/Additional Grant	951-570	51	\$	\$ 1,249,422.47	\$ 1,249,422.47
<u>District Share</u>					
Cash Contribution				832,948.31	
Total			\$	\$ 2,082,370.78	\$ 1,249,422.47

Funding Source: Proposition 51 Bonds/2016-Nov.

Pursuant to the Board's action on March 11, 2009, this application has been approved and placed on the Unfunded List (Lack of AB 55 Loans). This approval does not constitute a guarantee or commitment of future State funding.

The District shall ensure that it is in compliance with all applicable laws, regulations and certifications it made on the program forms.

Based on the Board's action on June 5, 2017, this project is subject to the Grant Agreement submittal pursuant to School Facility Program Regulation Section 1859.90.4.

The District is responsible for ensuring that the project is compliant with Prevailing Wage Monitoring and/or Labor Compliance Program requirements at the time construction contracts are executed and/or construction commenced.

THIS PAGE INTENTIONALLY LEFT BLANK

Unused Sites Program

REPORT OF THE EXECUTIVE OFFICER
State Allocation Board Meeting, April 24, 2019

UNUSED SITES

EXHIBIT/APPL. NO. 92/69393-00-00

Campbell Union Elementary – Santa Clara County

PURPOSE OF REPORT:

To present the District's request for the State Allocation Board (Board) to grant a refund of the 2017/18 Fiscal Year Unused Site Assessment fees.

DESCRIPTION

The District was assessed an unused site fee of \$80,605 for the 2017/18 Fiscal Year at the December 11, 2018 Board meeting. The fees will be deducted from the District's State School Fund apportionment during the months of February through May 2019. The District recently submitted documentation indicating the unused sites are being leased to a tenant who is paying property taxes equal to the taxes that would have been paid if the sites had been sold. Therefore, the District is entitled to a refund of the unused site assessment fees that will be withheld for the 2017/18 Fiscal Year.

<u>Site</u>	<u>Year</u>	<u>Withheld</u>	<u>Recommendation</u>
Dover (9501270)	2017/18	\$42,972	Refund
Hamilton (9501271)	2017/18	\$37,633	Refund

AUTHORITY

Pursuant to Education Code Section 17219(f), nonuse payments shall not be required for any year with respect to a schoolsite that was leased at least one-half of the days in that year in a manner that subjected the site to property taxes equal to the taxes that would have been paid if the site had been sold.

STAFF COMMENTS

The District has provided documentation to support its request and staff has verified the information.

RECOMMENDATION

Approve the District's request for a refund of the 2017/18 Fiscal Year unused site assessment fee of \$80,605 and notify the State Controller's Office to not deduct the unused site assessment fee as indicated.

REPORT OF THE EXECUTIVE OFFICER
State Allocation Board Meeting, April 24, 2019

UNUSED SITES

EXHIBIT/APPL. NO. 92/66480-00-00

Cypress Elementary – Orange County

PURPOSE OF REPORT:

To present the District's request for the State Allocation Board (Board) to grant a refund of the 2017/18 Fiscal Year Unused Site Assessment fees.

DESCRIPTION

The District was assessed an unused site fee of \$39,081 for the 2017/18 Fiscal Year at the December 11, 2018 Board meeting. The fees will be deducted from the District's State School Fund apportionment during the months of February through May 2019. The District recently submitted documentation indicating the unused sites are being leased to a tenant who is paying property taxes equal to the taxes that would have been paid if the sites had been sold. Therefore, the District is entitled to a refund of the unused site assessment fees that will be withheld for the 2017/18 Fiscal Year.

<u>Site</u>	<u>Year</u>	<u>Withheld</u>	<u>Recommendation</u>
Cawthon (6027866)	2017/18	\$2,281	Refund
Damron (9703209)	2017/18	\$36,800	Refund

AUTHORITY

Pursuant to Education Code Section 17219(f), nonuse payments shall not be required for any year with respect to a schoolsite that was leased at least one-half of the days in that year in a manner that subjected the site to property taxes equal to the taxes that would have been paid if the site had been sold.

STAFF COMMENTS

The District has provided documentation to support its request and staff has verified the information.

RECOMMENDATION

Approve the District's request for a refund of the 2017/18 Fiscal Year unused site assessment fee of \$39,081 and notify the State Controller's Office to not deduct the unused site assessment fee as indicated.

REPORT OF THE EXECUTIVE OFFICER
State Allocation Board Meeting, April 24, 2019

UNUSED SITES

EXHIBIT/APPL. NO. 92/69591-00-00

Mountain View Whisman School District – Santa Clara County

PURPOSE OF REPORT

To present the District's request for the State Allocation Board (Board) to grant a refund of the 2017/2018 Fiscal Year unused site assessment fee.

DESCRIPTION

The District was assessed an unused site fee of \$121,631 for the 2017/2018 Fiscal Year at the December 11, 2018 Board meeting, and is scheduled to be deducted from the District's State School Fund Apportionment during the months of February through May 2019. The District recently submitted documentation indicating that this site was utilized for public school purposes. Therefore, the District is eligible for a refund for the unused site assessment fee withheld for the 2017/2018 Fiscal Year.

<u>Site</u>	<u>Year</u>	<u>Annual Payment</u>	<u>Recommendation</u>
O.J. Cooper	2017/2018	\$121,631	Refund

AUTHORITY

Pursuant to Education Code Section (EC) 17219(e), nonuse payments shall not be required "for any year with respect to a schoolsite that for one-half or more of the number of days of that year has been utilized for any of the following purposes: ... (3) By the school district, or by any other public or private entity pursuant to agreement with the school district, for the operation of a child care program."

BACKGROUND

EC Section 17219(e) allows for districts to receive a waiver if the site is used for a child care program by a public entity. The District recently submitted documentation certifying that the O.J. Cooper site is being used for a childcare center, which is an allowable waiver and, therefore, should not be charged an unused site assessment fee on this site.

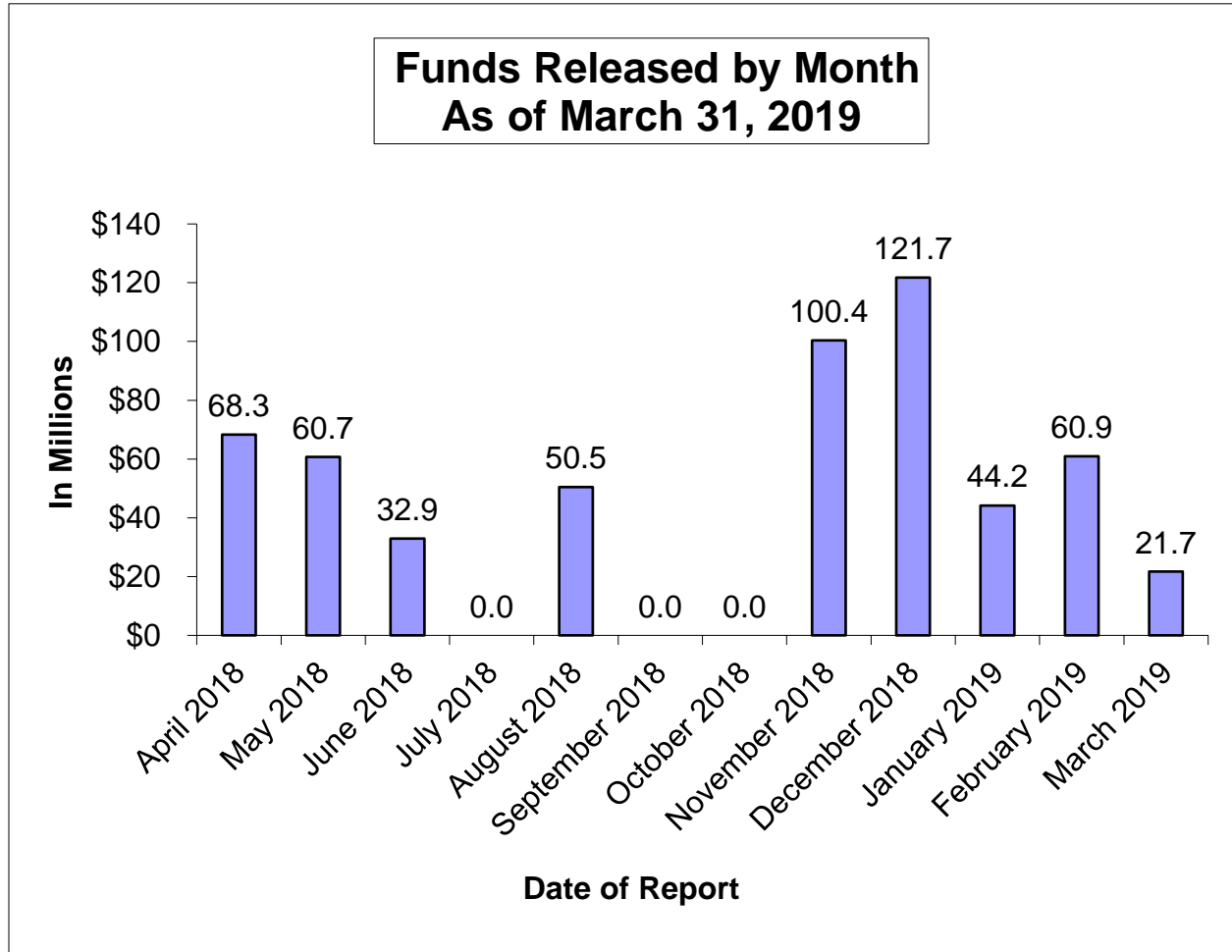
STAFF ANALYSIS/STATEMENTS

The District has provided documentation to support its request.

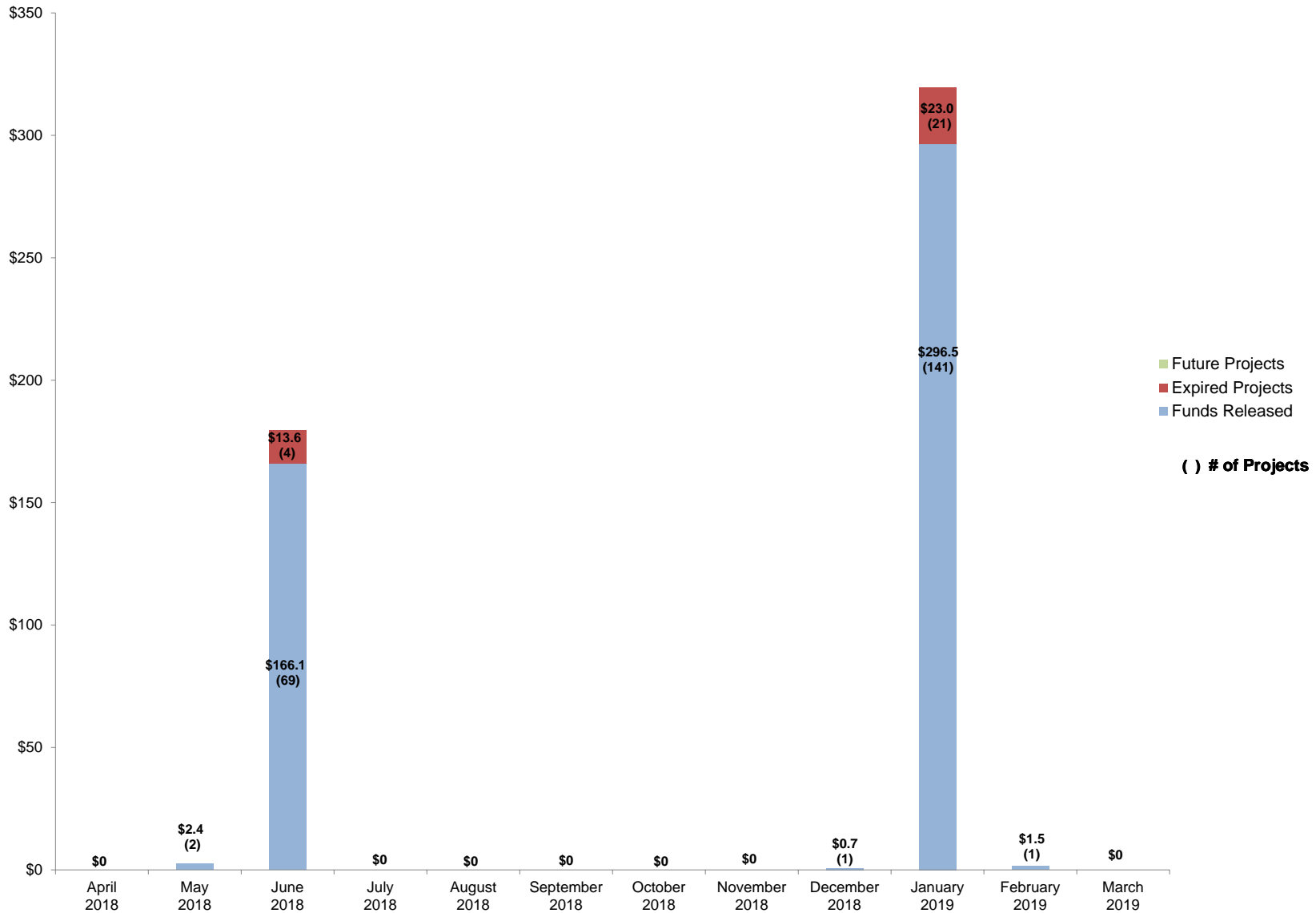
RECOMMENDATION

Approve the District's request for a refund of the 2017/2018 Fiscal Year unused site assessment fee in the amount of \$121,631 and notify the State Controller's Office to refund the Annual Payment.

STATUS OF FUND RELEASES



**Status of School Facility Program Apportionments Set to Expire
due to Time Limit on Fund Release, as of March 27, 2019 SAB
(in millions of dollars)**



*There is 1 project (55/68841-00-001) for \$1.2 million that was apportioned at the 10/24/2018 SAB; The TLOFR date is 04/25/2019
 *There are 3 projects (54/64733-00-101; 54/67439-00-008; 54/64733-00-102) for \$32.7 Million that were apportioned at the 10/24/2018 SAB, the TLOFR date is 05/02/2019
 *There are 5 projects (51/62901-00-006, 51/62901-00-010, 51/62901-00-012, 50/62901-00-013, and 51/62901-00-014) for \$23.7 million that were apportioned at the 12/6/2017 SAB; the TLOFR date is 6/6/2019.
 * There is 1 project (55/71639-00-001) for \$1.5 million that was apportioned at the 10/24/2018 SAB, The TLOFR date is 06/04/2019
 *There is 1 project (51/71662-00-001) for \$12.8 million that was apportioned at the 04/25/2018 SAB ; the TLOFR date is 09/25/2019
 *There is 1 project (51/75028-00-001) for \$10.3 million that was apportioned at the 05/23/2018 SAB; the TLOFR date is 10/23/2019
 *There are 39 projects for \$77 million that were apportioned at the 10/24/2018 SAB; the TLOFR date is 10/24/2019
 *There is 1 project (51/63610-00-002) for \$2.4 million that was apportioned at the 08/15/2018 SAB; The TLOFR date is 02/15/2020
 *There are 2 projects (51/75028-00-001 and 51/75028-00-002) for \$19.2 million that were apportioned at the 1/23/2019 SAB; The TLOFR date is 07/23/2020
 * There is 1 project (51/75028-00-002) for \$5 million that was apportioned at the 02/27/2019 SAB, The TLOFR date is 08/27/2020
 These projects will be added to the TLOFR chart at a later date

SCHOOL FACILITY PROGRAM

Available Funds (in Millions) As of April 24, 2019

Program	Original Bond Allocation	Remaining Bond Authority as of March 27, 2019	Estimated Approvals for April 24, 2019	Special Items/PIF	Remaining Bond Authority as of April 24, 2019 (excludes Unfunded Approvals)	Accumulated Unfunded Approvals as of March 27, 2019	Estimated Unfunded Approvals for April 24, 2019	Special Items/PIF	Remaining Bond Authority as of April 24, 2019 (includes Unfunded Approvals)
Prop. 51 - \$7 Billion - November 2016									
New Construction	\$3,000.0	\$2,570.2		-\$94.5	\$2,475.7	-\$339.9	-\$155.3	\$94.5	\$2,075.0
Modernization	3,000.0	2,632.3	-\$5.3	-70.4	2,556.6	-138.7	-47.4	70.4	2,440.9
Career Technical Education	500.0	390.3		-13.6	376.7	-13.7		13.6	376.6
Charter School	500.0	444.7		-21.4	423.3	-437		21.4	7.7
SUBTOTAL	\$7,000.0	\$6,037.5	-\$5.3	-\$199.9	\$5,832.3^A	-\$929.3	-\$202.7	\$199.9	\$4,900.2

Prop. 1D - \$7.3 Billion - November 2006									
New Construction	\$1,900.0	\$11.0		-\$7.6	\$3.4	-\$7.6	-\$1.8	\$7.6	\$1.6
Seismic Repair		4.2		-1.2	3.0	-3.9	-0.2	1.2	0.1
Modernization	3,300.0	11.3		-4.9	6.4	-5.4	-5.5	4.9	0.4 ^F
Career Technical Education	500.0	12.2			12.2				12.2 ^F
High Performance Schools	100.0	0.4			0.4				0.4
Overcrowding Relief	1,000.0	9.0			9.0				9.0
Charter School	500.0	152.7	\$7.3	-3.0	157.0	-129.4		3.0	30.6
Joint Use	57.5 ^B	0.0			0.0				0.0
SUBTOTAL	\$7,357.5	\$200.8	\$7.3	-\$16.7	\$191.4^A	-\$146.3	-\$7.5	\$16.7	\$54.3

Prop. 55 - \$10 Billion - March 2004									
New Construction	\$4,965.8 ^C	\$3.5 ^D	\$0.2	-\$2.6	\$1.1	-\$2.6		\$2.6	\$1.1 ^F
Modernization	2,250.0	0.7			0.7		-\$0.5		0.2
Critically Overcrowded Schools	2,440.0	0.0			0.0				0.0
Charter School	300.0	26.3			26.3	-20.2			6.1 ^F
Joint Use	66.7 ^E	0.0			0.0				0.0
SUBTOTAL	\$10,022.5	\$30.5	\$0.2	-\$2.6	\$28.1^A	-\$22.8	-\$0.5	\$2.6	\$7.4
TOTAL PAGE 1	\$24,380.0	\$6,268.8	\$2.2	-\$219.2	\$6,051.8	-\$1,098.4	-\$210.7	\$219.2	\$4,961.9

A Balance of bonding authority excludes unfunded approvals.

B The original bond allocation of \$29 million augmented by \$21 million from Prior Bond Funds to Joint Use at the 06/27/07 SAB meeting and \$7.5 million at the 7/23/08 SAB meeting pursuant to Assembly Bill 127, Chapter 35, Statutes of 2006 (Perata/Nunez).

C The original bond allocation of \$4,960,000,000 augmented by \$5,831,911 from Prior Bonds at the 10/6/2010 SAB meeting.

D It includes the transfer of Critically Overcrowded School Facilities Program Funds to New Construction (transfers in Prop. 55 includes: \$268.8 million approved at the 1/25/2006 SAB meeting, \$318.3 million approved at the 9/23/2009 SAB meeting, \$225 million approved at the 8/4/2010 SAB meeting, \$211.7 million approved at the 12/15/2010 SAB meeting, \$145 million at the 4/25/2012 SAB meeting, \$30.4 million after the 3/20/2013 SAB meeting, and \$32,297 after the 3/26/2014 SAB meeting per SFP Regulation Sections 1859.154 (c)).

E Original bond allocation of \$50,000,000 augmented by \$15,547,233 from the State School Building Aid Fund at the 2/28/2007 SAB meeting and by \$1,232,224 from Prior Bonds at the 10/6/2010 SAB meeting.

F Total authority is not available at this time. There are outstanding accounts receivables of \$1,525 for Modernization, \$22,561 for CTE, and \$139,870 for Charter in Proposition 1D; \$211,557 for New Construction and \$985,169 for Charter in Proposition 55.

SCHOOL FACILITY PROGRAM

Available Funds (in Millions) As of April 24, 2019

Program	Original Bond Allocation	Remaining Bond Authority as of March 27, 2019	Estimated Approvals for April 24, 2019	Special Items/PIF	Miscellaneous Adjustments for April 24, 2019	Remaining Bond Authority as of April 24, 2019 (excludes Unfunded Approvals)	Accumulated Unfunded Approvals as of March 27, 2019	Estimated Unfunded Approvals for April 24, 2019	Special Items/PIF	Remaining Bond Authority as of April 24, 2019 (includes Unfunded Approvals)
Prop. 47 - \$11.4 Billion - November 2002										
New Construction	\$6,250.0	\$2.7	\$0.3	-\$2.6		\$0.4	-\$2.6		\$2.6	\$0.4 ^B
Modernization	3,300.0	0.2				0.2	-0.1			0.1
Critically Overcrowded Schools	1,700.0	0.0				0.0				0.0
Charter School	100.0	6.9				6.9	-4.0			2.9
Joint Use	50.0	0.0				0.0				0.0
SUBTOTAL	\$11,400.0	\$9.8	\$0.3	-\$2.6	\$0.0	\$7.5^A	-\$6.7	\$0.0	\$2.6	\$3.4
Prop. 1A - \$6.7 Billion - November 1998										
New Construction	\$2,900.0	\$0.5				\$0.5				\$0.5
Modernization	2,100.0	0.0				0.0				0.0
Hardship	1,000.0	0.8				0.8	-\$0.4			0.4
Class Size Reduction	700.0	0.0				0.0				0.0
SUBTOTAL	\$6,700.0	\$1.3	\$0.0	\$0.0	\$0.0	\$1.3^A	-\$0.4	\$0.0	\$0.0	\$0.9
TOTAL PAGE 2	\$18,100.0	\$11.1	\$0.3	-\$2.6	\$0.0	\$8.8	-\$7.1	\$0.0	\$2.6	\$4.3
TOTAL FROM PAGE 1	\$24,380.0	\$6,268.8	\$2.2	-\$219.2	\$0.0	\$6,051.8	-\$1,098.4	-\$210.7	\$219.2	\$4,961.9
GRAND TOTAL	\$42,480.0	\$6,279.9	\$2.5	-\$221.8	\$0.0	\$6,060.6	-\$1,105.5	-\$210.7	\$221.8	\$4,966.2

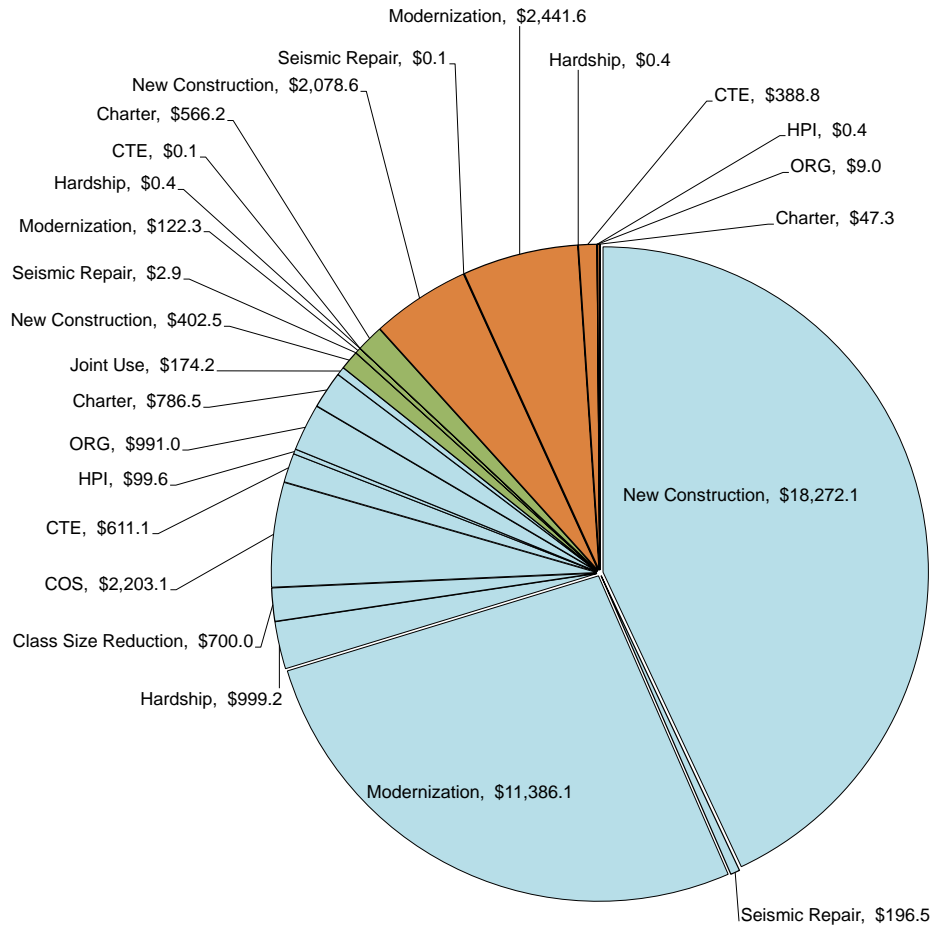
Full-Day Kindergarten Facilities Grant Program (FDKFGP)

Program	Appropriation	Remaining Authority as of March 27, 2019	Estimated Approvals for April 24, 2019	Miscellaneous Adjustments for April 24, 2019	Remaining Authority as of April 24, 2019
Chapter 32, Statutes 2018 (AB 1808)					
Full-Day Kindergarten	\$100.0	\$97.5			\$97.5
TOTAL	\$100.0	\$97.5	\$0.0	\$0.0	\$97.5

A Balance of bonding authority excludes unfunded approvals.

B Total authority is not available at this time. There are outstanding account receivables of \$352,726 for New Construction in Proposition 47.

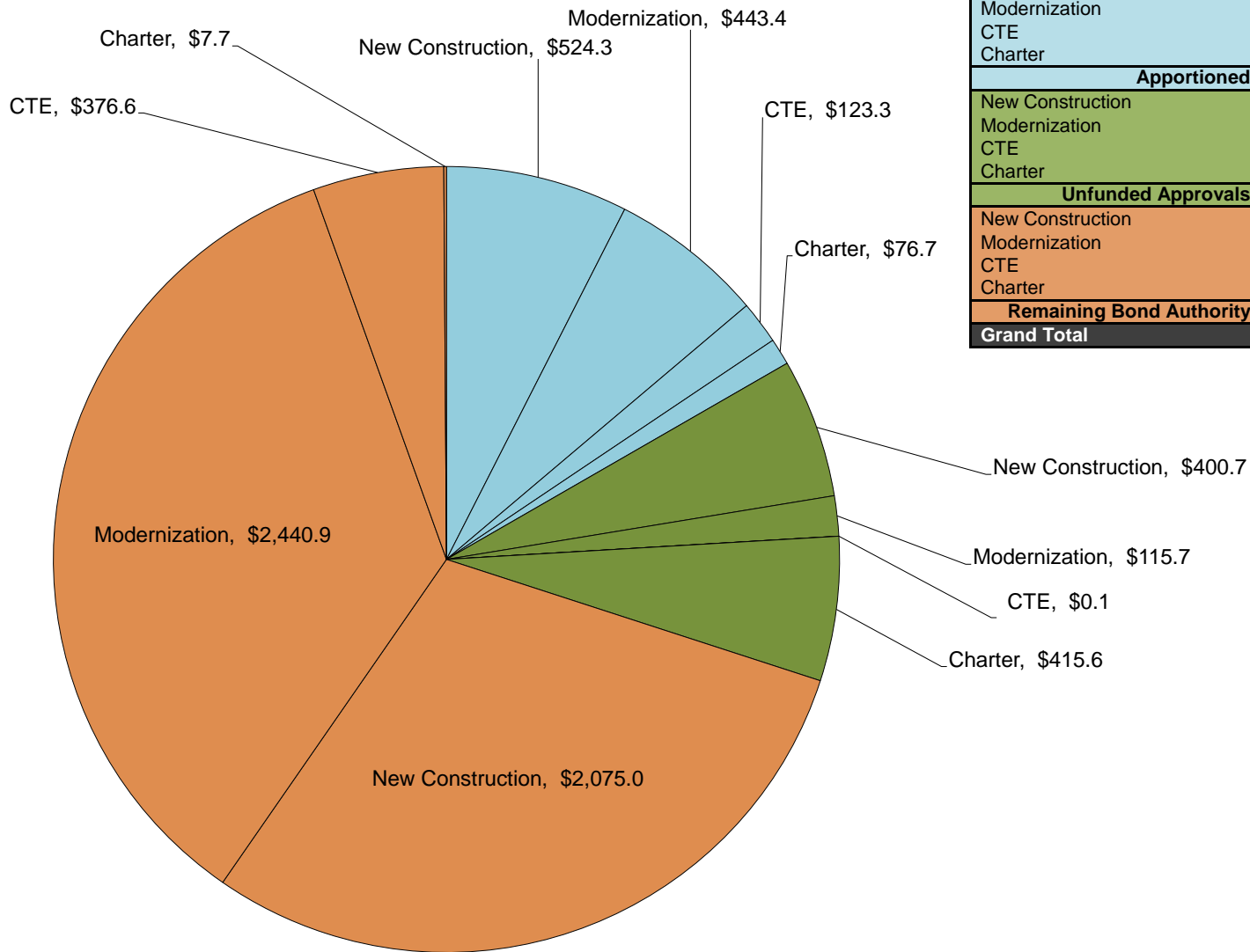
Proposition 51, 1D, 55, 47, and 1A Bond Authority - \$42.480 billion (in millions of dollars)



Proposition 51, 1D, 55, 47, and 1A Totals		
New Construction*	\$	18,272.1
Seismic Repair	\$	196.5
Modernization	\$	11,386.1
Hardship	\$	999.2
Class Size Reduction	\$	700.0
COS	\$	2,203.1
CTE	\$	611.1
HPI	\$	99.6
ORG	\$	991.0
Charter	\$	786.5
Joint Use	\$	174.2
Apportioned	\$	36,419.4
		85.7%
New Construction	\$	402.5
Seismic Repair	\$	2.9
Modernization	\$	122.3
Hardship	\$	0.4
Class Size Reduction	\$	-
COS	\$	-
CTE	\$	0.1
HPI	\$	-
ORG	\$	-
Charter	\$	566.2
Joint Use	\$	-
Unfunded Approvals	\$	1,094.4
		2.6%
New Construction	\$	2,078.6
Seismic Repair	\$	0.1
Modernization	\$	2,441.6
Hardship	\$	0.4
Class Size Reduction	\$	-
COS	\$	-
CTE	\$	388.8
HPI	\$	0.4
ORG	\$	9.0
Charter	\$	47.3
Joint Use	\$	-
Remaining Bond Authority	\$	4,966.2
		11.7%
Grand Total	\$	42,480
		100.0%

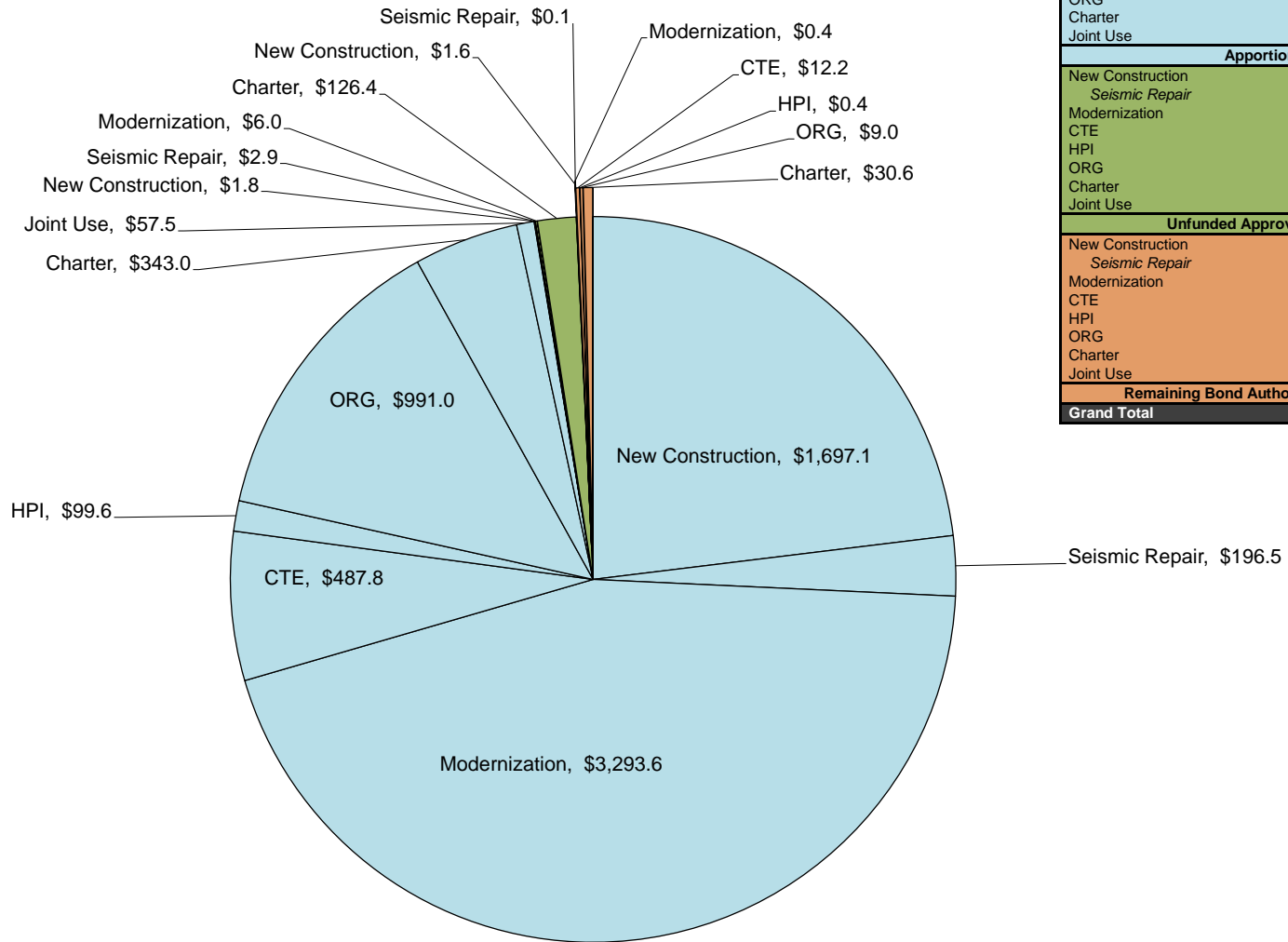
*Includes Energy Efficiency, Small High Schools, Seismic Repair, and the transfer of Critically Overcrowded School Facilities Program Funds to New Construction (\$700 million and \$68.1 million from Prop. 47; \$268.8 million, \$318.3 million, \$225 million, \$211.7 million, \$145 million, and \$30.4 million from Prop. 55). Also, Prop 55 includes \$5.8 million from the Lease Purchase Program on October 6, 2010.

Proposition 51 Bond Authority - \$7.000 billion (in millions of dollars)



Proposition 51 Totals		
New Construction	\$	524.3
Modernization	\$	443.4
CTE	\$	123.3
Charter	\$	76.7
Apportioned	\$	1,167.7
		16.7%
New Construction	\$	400.7
Modernization	\$	115.7
CTE	\$	0.1
Charter	\$	415.6
Unfunded Approvals	\$	932.1
		13.3%
New Construction	\$	2,075.0
Modernization	\$	2,440.9
CTE	\$	376.6
Charter	\$	7.7
Remaining Bond Authority	\$	4,900.2
		70.0%
Grand Total	\$	7,000
		100.0%

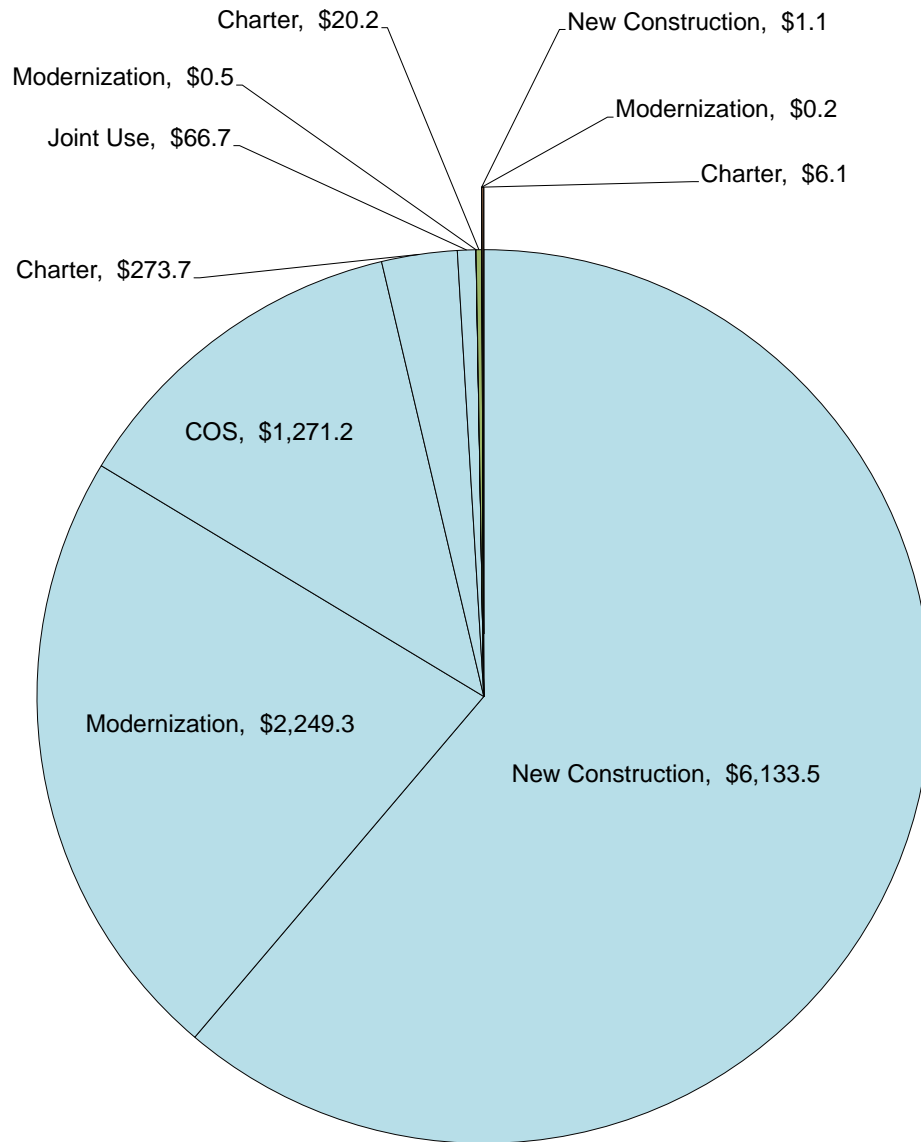
Proposition 1D Bond Authority - \$7.358 billion (in millions of dollars)



Proposition 1D Totals		
New Construction	\$	1,697.1
<i>Seismic Repair</i>	\$	196.5
Modernization	\$	3,293.6
CTE	\$	487.8
HPI	\$	99.6
ORG	\$	991.0
Charter	\$	343.0
Joint Use	\$	57.5
Apportioned	\$	7,166.1
		97.4%
New Construction	\$	1.8
<i>Seismic Repair</i>	\$	2.9
Modernization	\$	6.0
CTE	\$	-
HPI	\$	-
ORG	\$	-
Charter	\$	126.4
Joint Use	\$	-
Unfunded Approvals	\$	137.1
		1.9%
New Construction	\$	1.6
<i>Seismic Repair</i>	\$	0.1
Modernization	\$	0.4
CTE	\$	12.2
HPI	\$	0.4
ORG	\$	9.0
Charter	\$	30.6
Joint Use	\$	-
Remaining Bond Authority	\$	54.3
		0.7%
Grand Total	\$	7,358
		100.0%

Proposition 55 Bond Authority - \$10.023 billion

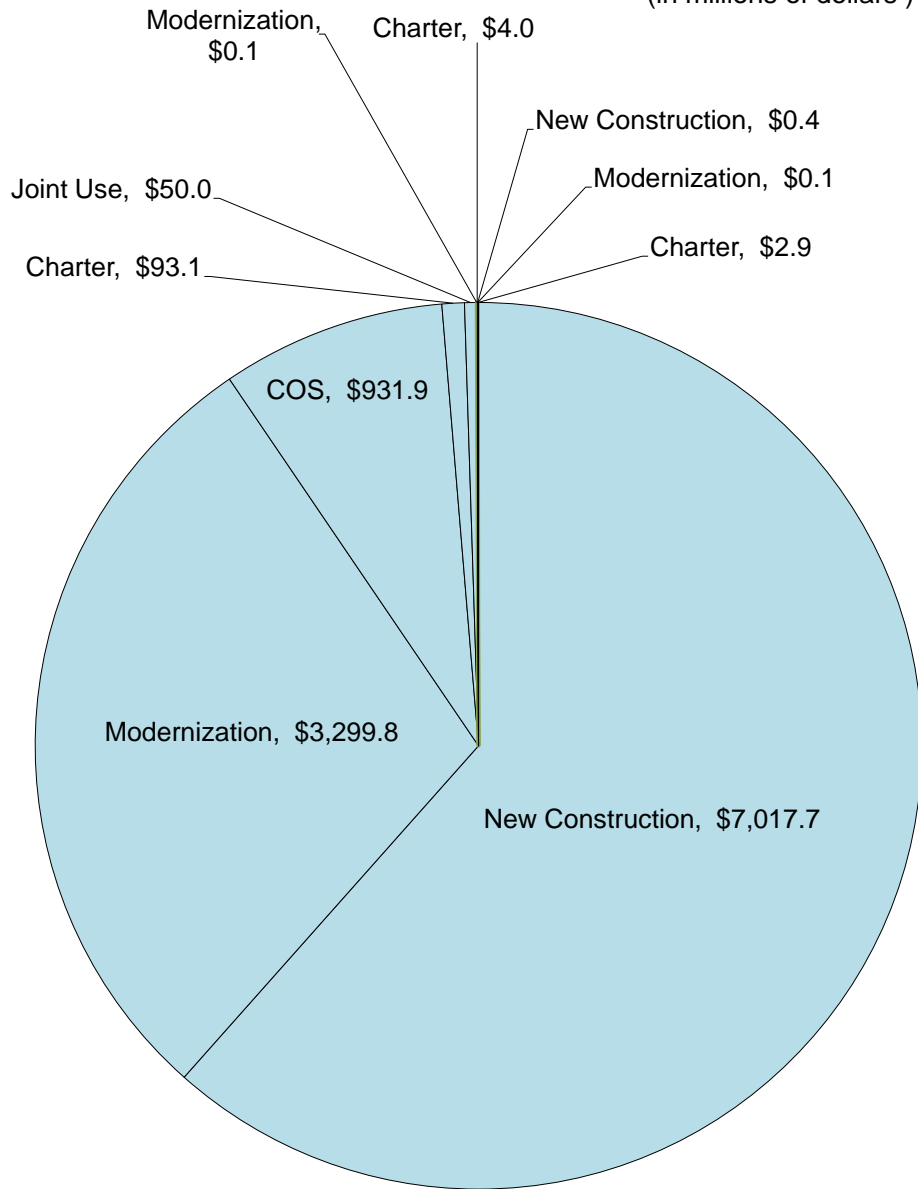
(in millions of dollars)



Proposition 55 Totals		
New Construction	\$ 6,133.5	
Modernization	\$ 2,249.3	
COS	\$ 1,271.2	
Charter	\$ 273.7	
Joint Use	\$ 66.7	
Apportioned	\$ 9,994.4	99.7%
New Construction	\$ -	
Modernization	\$ 0.5	
COS	\$ -	
Charter	\$ 20.2	
Joint Use	\$ -	
Unfunded Approvals	\$ 20.7	0.2%
New Construction	\$ 1.1	
Modernization	\$ 0.2	
COS	\$ -	
Charter	\$ 6.1	
Joint Use	\$ -	
Remaining Bond Authority	\$ 7.4	0.1%
Grand Total	\$ 10,023	100.0%

Proposition 47 Bond Authority - \$11.400 billion

(in millions of dollars)

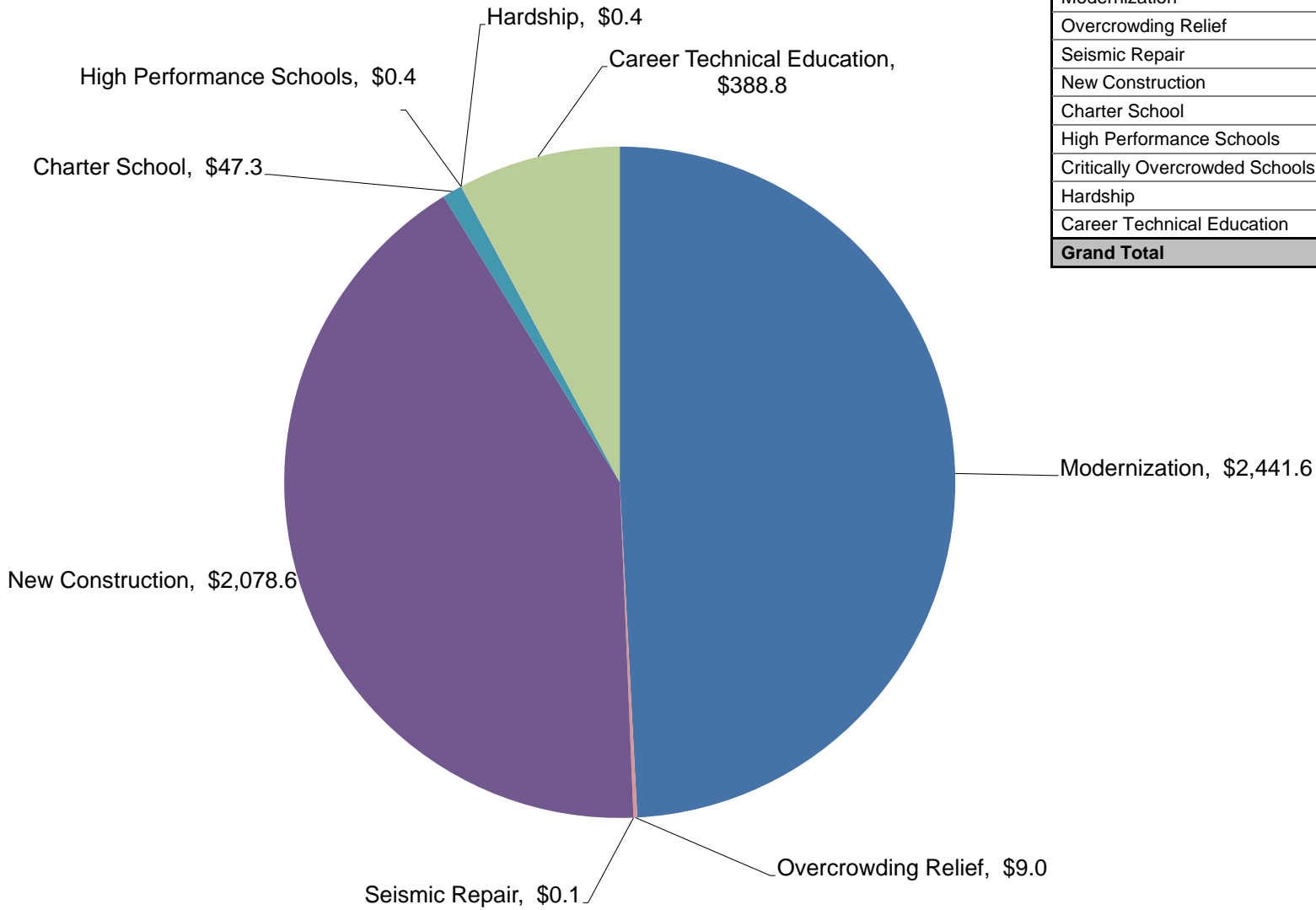


Proposition 47 Totals		
New Construction	\$ 7,017.7	
Modernization	\$ 3,299.8	
COS	\$ 931.9	
Charter	\$ 93.1	
Joint Use	\$ 50.0	
Apportioned	\$ 11,392.5	99.9%
New Construction	\$ -	
Modernization	\$ 0.1	
COS	\$ -	
Charter	\$ 4.0	
Joint Use	\$ -	
Unfunded Approvals	\$ 4.1	0.0%
New Construction	\$ 0.4	
Modernization	\$ 0.1	
COS	\$ -	
Charter	\$ 2.9	
Joint Use	\$ -	
Remaining Bond Authority	\$ 3.4	0.0%
Grand Total	\$ 11,400	100.0%

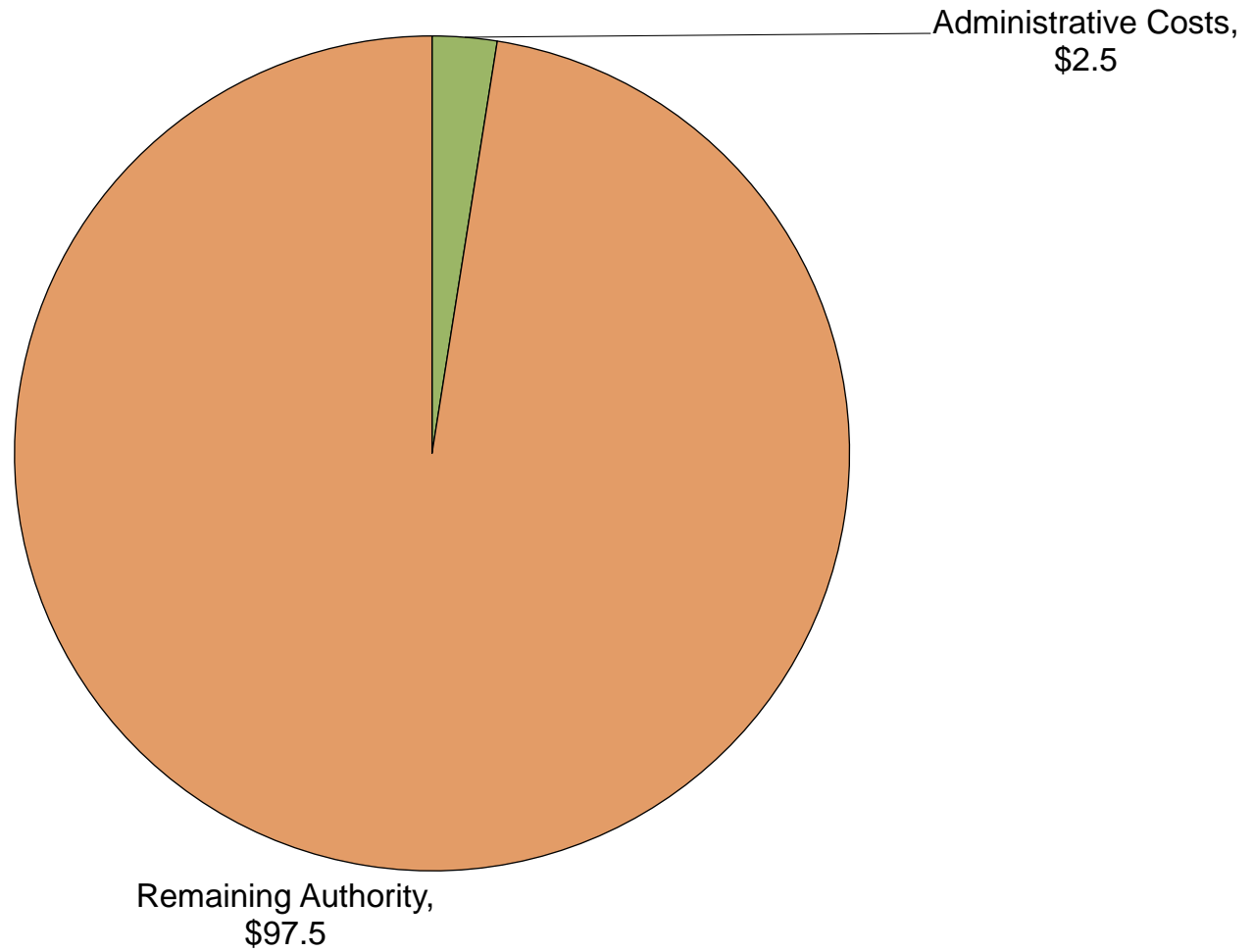
Remaining Bond Authority - \$4,966.2 million

(by program, in millions)
As of April 24, 2019 SAB

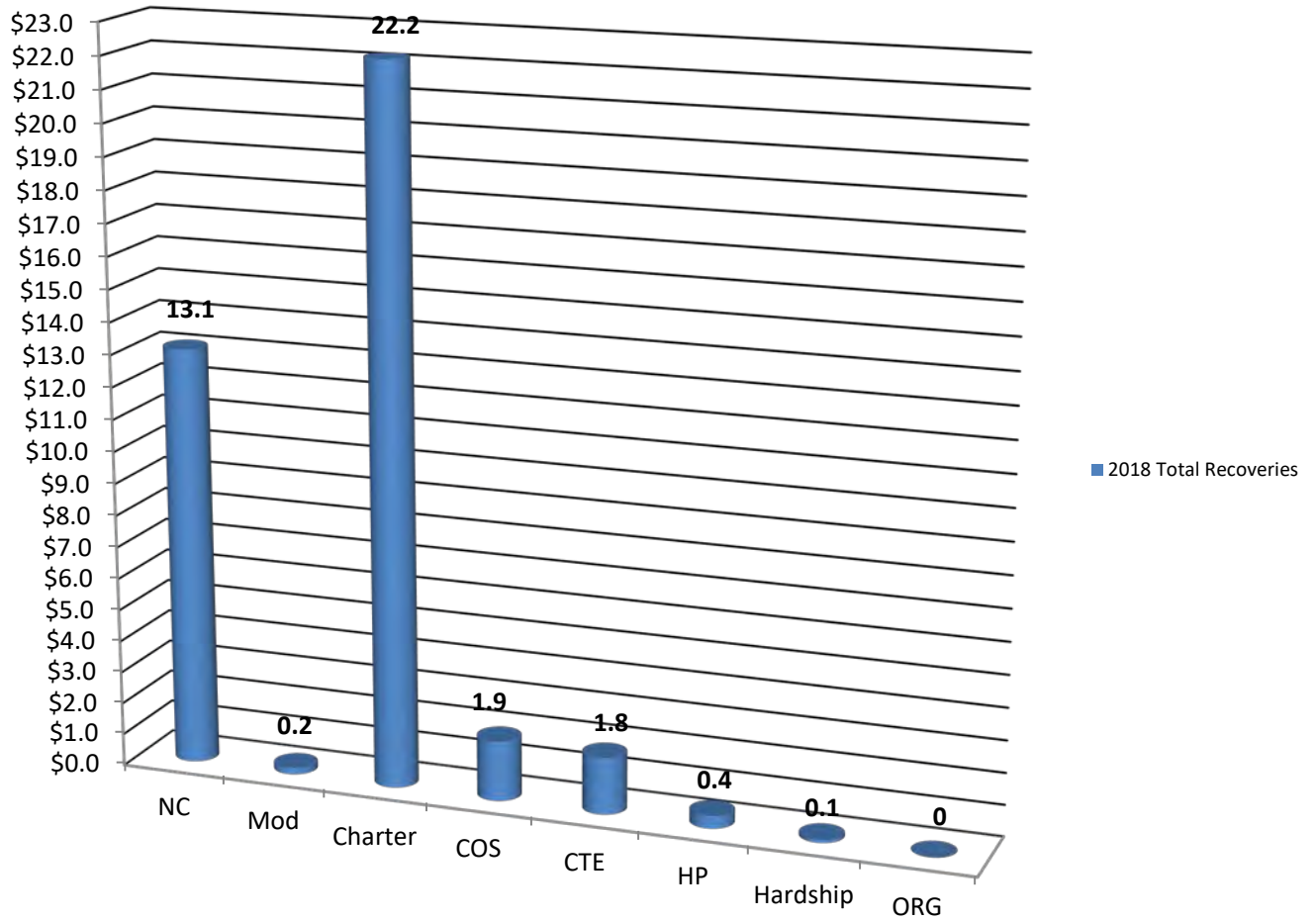
Remaining Bond Authority (in millions)	
Modernization	\$ 2,441.6
Overcrowding Relief	\$ 9.0
Seismic Repair	\$ 0.1
New Construction	\$ 2,078.6
Charter School	\$ 47.3
High Performance Schools	\$ 0.4
Critically Overcrowded Schools	\$ -
Hardship	\$ 0.4
Career Technical Education	\$ 388.8
Grand Total	\$ 4,966.2



Full-Day Kindergarten Facilities Grant Program (FDKFGP) Authority - \$100 million



Fund Recoveries* – 2018
(Totals represented in millions of dollars)

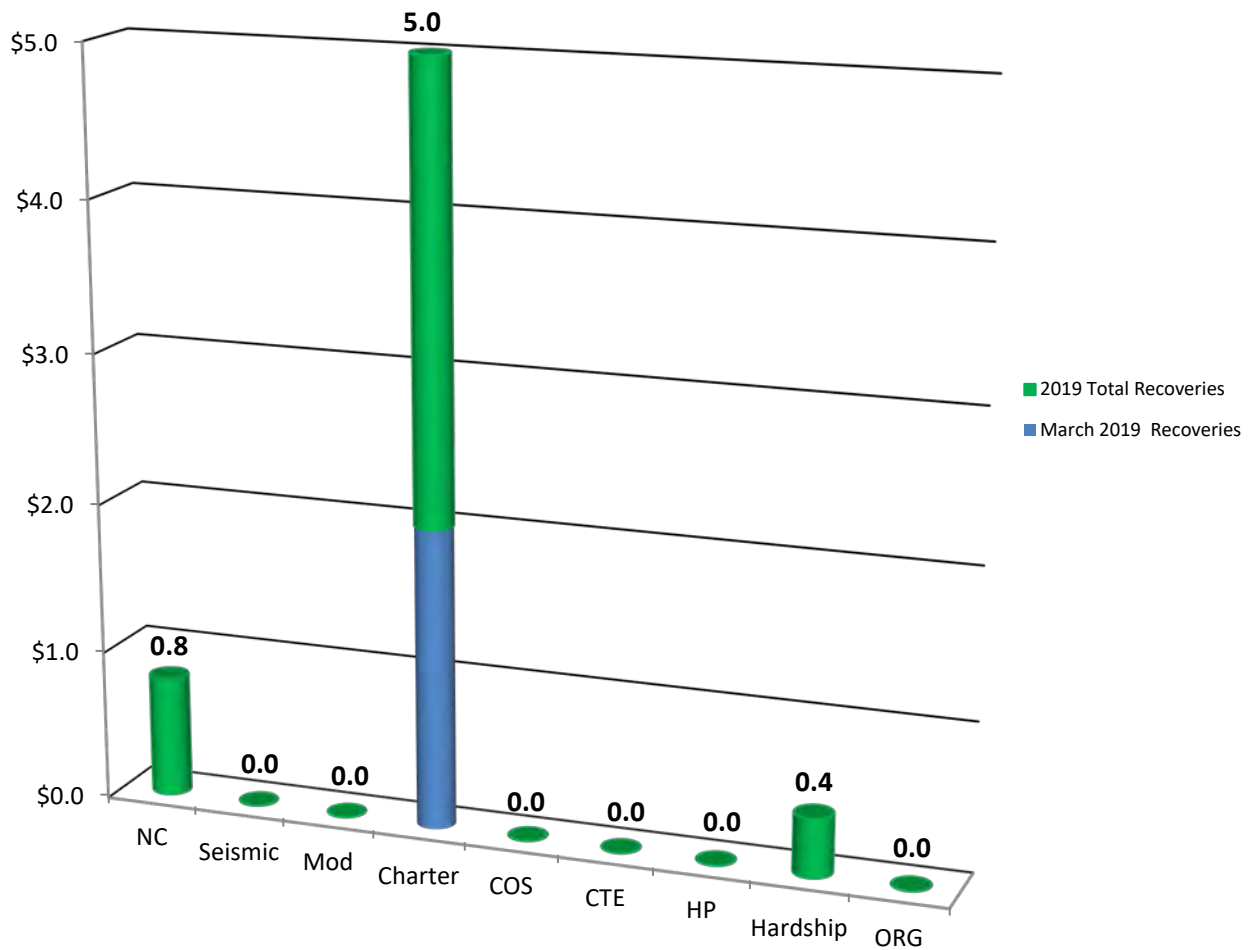


	2018 Totals**
NC	\$13,146,376
Modernization	\$233,753
Charter	\$22,247,096
COS	\$1,926,175
CTE	\$1,826,773
HP	\$358,288
Hardship	\$132,284
ORG	\$0
Total	\$39,870,746

*Includes bond proceeds returned (authority may not be available) to the program through reductions to cost incurred, close-outs, loan repayments, rescissions and special education local plan area transfers.

** 2018 Totals does not reflect any reallocation of authority. For current availability of bond authority, see Status of Funds.

Fund Recoveries* – as of March 27, 2019 SAB
(Totals represented in millions of dollars)



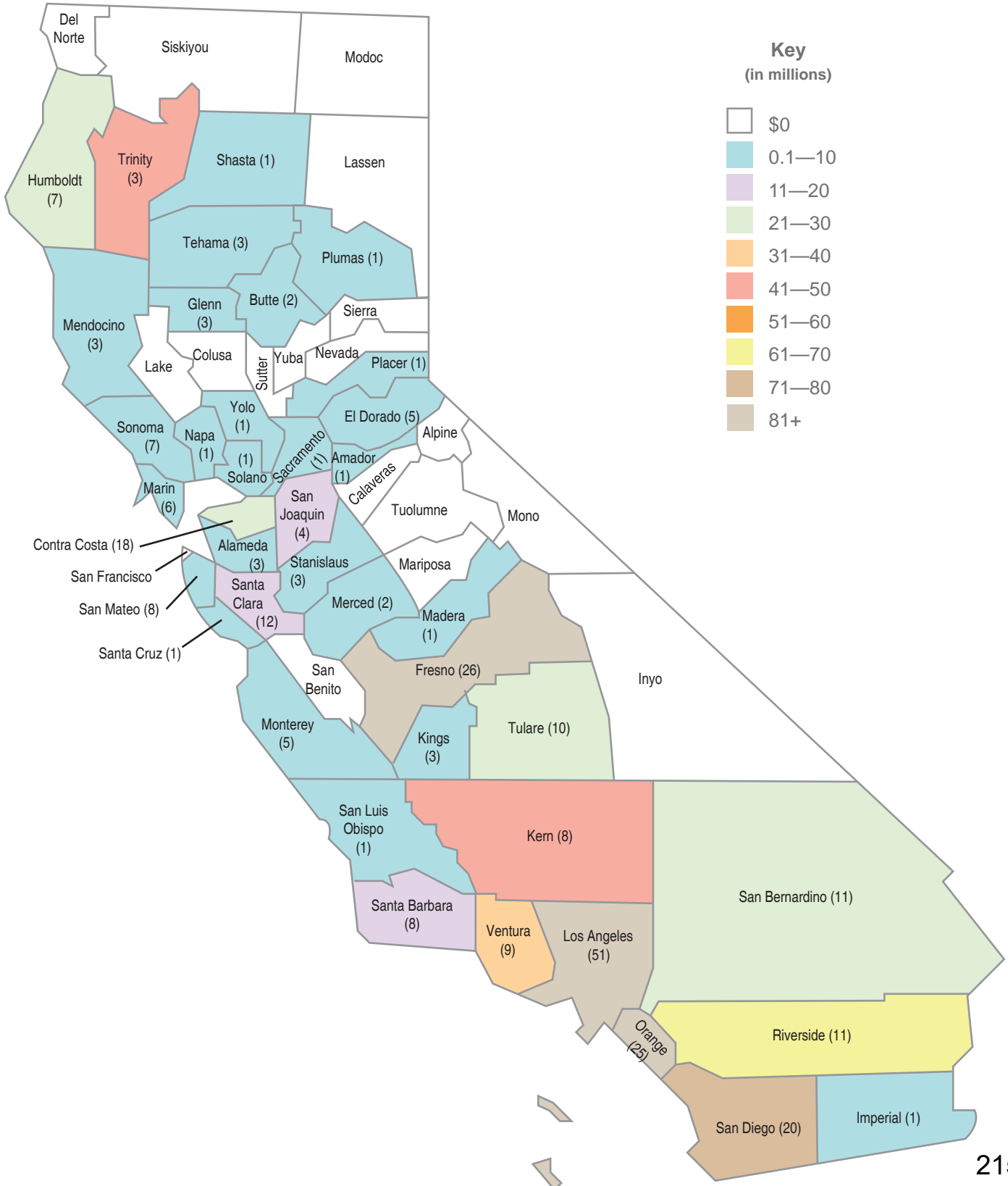
March 2019	1A	47	55	1D	51	March Totals	2019 Totals**
NC	\$0	\$30,060	\$0	\$0	\$0	\$30,060	\$777,523
Seismic	\$0	\$0	\$0	\$0	\$0	\$0	\$0
Modernization	\$0	\$0	\$0	\$1,525	\$0	\$1,525	\$1,525
Charter	\$0	\$693,754	\$650,513	\$692,074	\$0	\$2,036,342	\$4,986,539
COS	\$0	\$0	\$0	\$0	\$0	\$0	\$0
CTE	\$0	\$0	\$0	\$22,561	\$0	\$22,561	\$22,561
HP	\$0	\$0	\$0	\$0	\$0	\$0	\$0
Hardship	\$0	\$0	\$0	\$0	\$0	\$0	\$368,398
ORG	\$0	\$0	\$0	\$0	\$0	\$0	\$0
Total						\$2,090,488	\$6,156,546

*Includes bond proceeds returned (authority may not be available) to the program through reductions to cost incurred, close-outs, loan repayments, rescissions and special education local plan area transfers.

** 2019 Totals does not reflect any reallocation of authority. For current availability of bond authority, see Status of Funds.

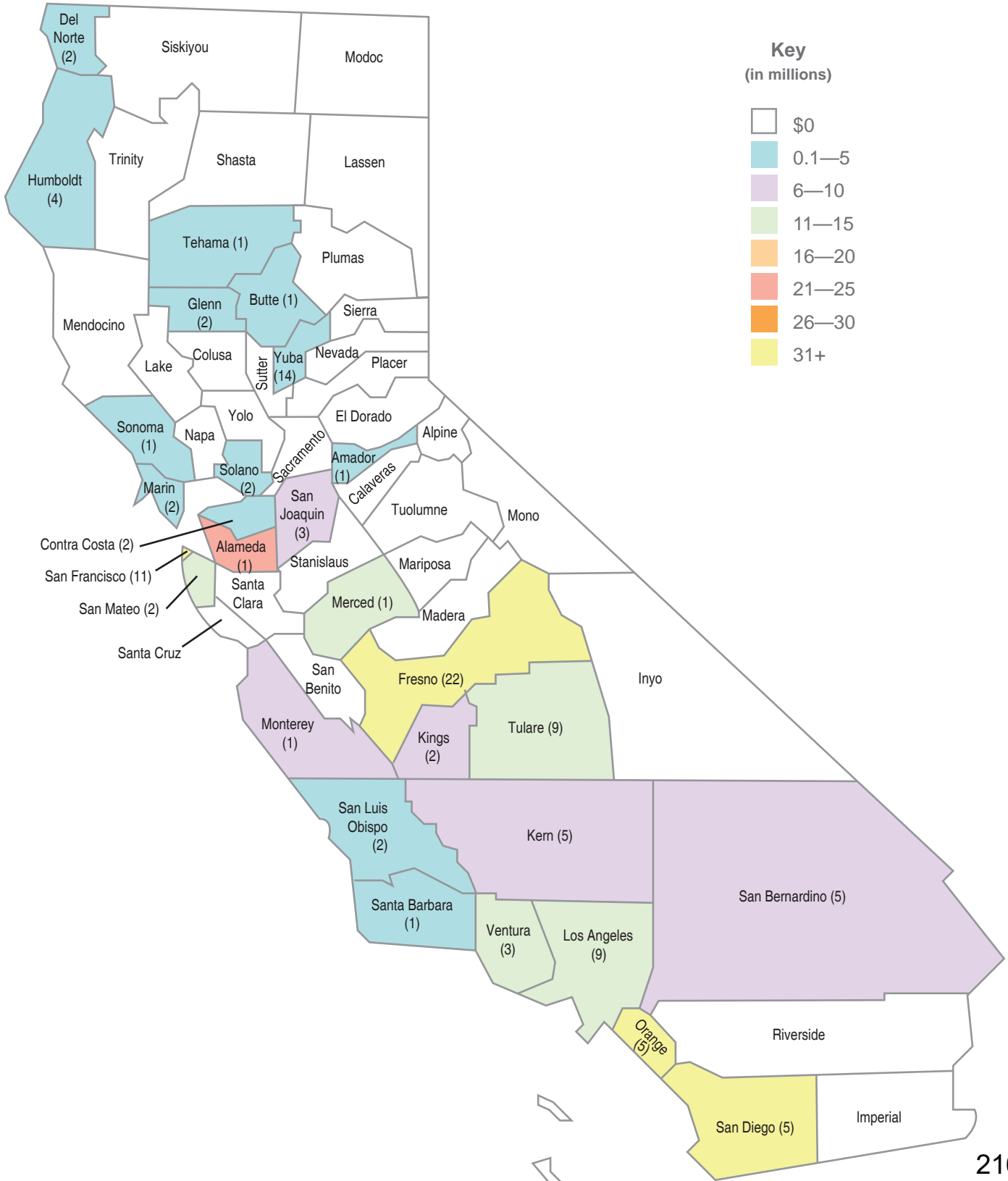
School Facility Program Proposition 51 Apportionments by County

The graphic below displays the amount Apportioned (\$797.0 million) for 288 School Facility Program projects from 134 school districts as of March 31, 2019. The data includes only bond authority provided by Proposition 51 approved by voters in November 2016.



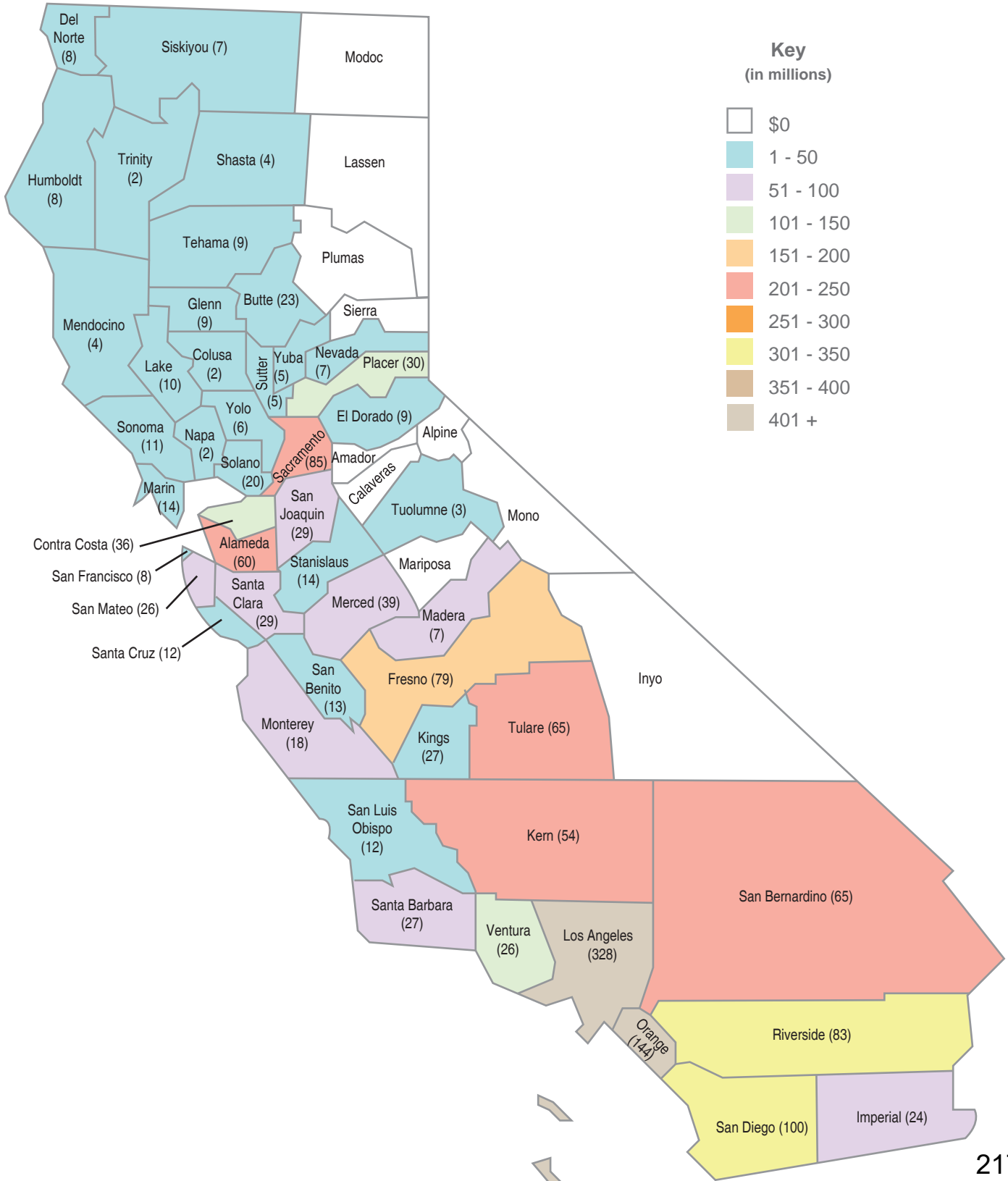
School Facility Program Proposition 51 Unfunded Approvals by County

The graphic below displays the amount of Unfunded Approvals (\$478.6 million) for 121 School Facility Program projects from 63 school districts as of March 31, 2019. The data includes only bond authority provided by Proposition 51 approved by voters in November 2016.



School Facility Program Proposition 51 Current Workload by County

The graphic below displays the Office of Public School Construction's Workload List for New Construction and Modernization (\$4,887.9 million) for 1,608 School Facility Program projects from 367 school districts as of March 31, 2019. The projects are anticipated to be allocated from bond authority provided by Proposition 51 approved by voters in November 2016.



**Proposition 51 Distribution
As of March 31, 2019**

County	Apportioned		Unfunded		Workload List	
	Project Count	Dollar Amount	Project Count	Dollar Amount	Project Count	Dollar Amount
Alameda	3	\$ 3,858,136.00	1	\$ 28,232,500.00	60	\$ 208,773,970.00
Alpine	0	\$ -	0	\$ -	0	\$ -
Amador	1	\$ 2,263,714.00	1	\$ 3,628,527.00	0	\$ -
Butte	2	\$ 3,667,607.00	1	\$ 2,170,392.00	23	\$ 37,991,554.00
Calaveras	0	\$ -	0	\$ -	0	\$ -
Colusa	0	\$ -	0	\$ -	2	\$ 3,251,881.80
Contra Costa	18	\$ 25,276,447.00	2	\$ 249,198.00	36	\$ 107,314,226.80
Del Norte	0	\$ -	2	\$ 520,227.00	8	\$ 3,274,037.55
El Dorado	5	\$ 4,657,914.00	0	\$ -	9	\$ 19,416,400.00
Fresno	26	\$ 83,997,848.00	22	\$ 74,984,082.00	79	\$ 180,059,939.20
Glenn	3	\$ 2,923,935.00	2	\$ 4,461,220.00	9	\$ 14,578,655.40
Humboldt	7	\$ 24,926,726.00	4	\$ 5,259,281.00	8	\$ 7,635,402.65
Imperial	1	\$ 51,890.00	0	\$ -	24	\$ 65,284,274.60
Inyo	0	\$ -	0	\$ -	0	\$ -
Kern	8	\$ 46,131,914.00	5	\$ 8,864,836.00	54	\$ 236,070,321.15
Kings	3	\$ 5,131,273.00	2	\$ 7,497,883.00	27	\$ 47,549,199.35
Lake	0	\$ -	0	\$ -	10	\$ 12,212,485.00
Lassen	0	\$ -	0	\$ -	0	\$ -
Los Angeles	51	\$ 128,358,869.00	9	\$ 14,662,085.00	328	\$ 882,155,432.80
Madera	1	\$ 41,985.00	0	\$ -	7	\$ 65,682,646.70
Marin	6	\$ 7,847,413.00	3	\$ 4,823,864.00	14	\$ 21,712,844.00
Mariposa	0	\$ -	0	\$ -	0	\$ -
Mendocino	3	\$ 939,142.00	0	\$ -	4	\$ 5,782,582.00
Merced	2	\$ 5,204,285.00	1	\$ 12,247,514.00	39	\$ 85,964,393.00
Modoc	0	\$ -	0	\$ -	0	\$ -
Mono	0	\$ -	0	\$ -	0	\$ -
Monterey	5	\$ 1,152,753.00	1	\$ 7,727,903.00	18	\$ 82,884,331.20
Napa	1	\$ 442,693.00	0	\$ -	2	\$ 1,806,378.60
Nevada	0	\$ -	0	\$ -	7	\$ 6,996,559.95
Orange	25	\$ 84,436,056.00	5	\$ 137,798,332.00	144	\$ 564,529,360.40
Placer	1	\$ 822,519.00	0	\$ -	30	\$ 143,311,725.15
Plumas	1	\$ 526,164.00	0	\$ -	0	\$ -
Riverside	11	\$ 62,719,247.00	0	\$ -	83	\$ 340,446,328.00
Sacramento	1	\$ 454,883.00	0	\$ -	85	\$ 232,956,070.60
San Benito	0	\$ -	0	\$ -	13	\$ 48,972,828.20
San Bernardino	11	\$ 30,995,344.00	5	\$ 9,971,318.00	65	\$ 209,671,049.10
San Diego	20	\$ 79,533,799.00	5	\$ 49,759,290.00	100	\$ 327,310,292.30
San Francisco	0	\$ -	11	\$ 53,149,842.00	8	\$ 19,593,424.20
San Joaquin	4	\$ 19,440,719.00	3	\$ 7,503,755.00	29	\$ 98,854,772.65
San Luis Obispo	1	\$ 3,219,642.00	2	\$ 1,476,579.00	12	\$ 30,793,298.80
San Mateo	8	\$ 9,273,664.00	2	\$ 11,721,012.00	26	\$ 86,930,079.40
Santa Barbara	8	\$ 14,419,338.00	2	\$ 1,209,566.00	27	\$ 97,719,685.20
Santa Clara	12	\$ 17,984,263.00	0	\$ -	29	\$ 60,950,691.00
Santa Cruz	1	\$ 308,740.00	0	\$ -	12	\$ 16,582,394.25
Shasta	1	\$ 451,339.00	0	\$ -	4	\$ 4,965,296.20
Sierra	0	\$ -	0	\$ -	0	\$ -
Siskiyou	0	\$ -	0	\$ -	7	\$ 7,058,593.40
Solano	1	\$ 157,007.00	2	\$ 789,364.00	20	\$ 39,943,003.56
Sonoma	7	\$ 8,394,668.00	1	\$ 198,831.00	11	\$ 19,410,269.80
Stanislaus	3	\$ 6,107,998.00	0	\$ -	14	\$ 23,937,875.30
Sutter	0	\$ -	0	\$ -	5	\$ 24,376,064.80
Tehama	3	\$ 6,537,378.00	1	\$ 276,430.00	9	\$ 19,110,319.55
Trinity	3	\$ 47,146,095.00	0	\$ -	2	\$ 4,053,760.80
Tulare	10	\$ 22,850,065.00	9	\$ 14,812,216.00	65	\$ 245,822,134.70
Tuolumne	0	\$ -	0	\$ -	3	\$ 5,417,993.40
Ventura	9	\$ 33,333,635.00	3	\$ 12,774,864.00	26	\$ 107,830,874.55
Yolo	1	\$ 1,053,910.00	0	\$ -	6	\$ 6,482,883.00
Yuba	0	\$ -	14	\$ 1,789,976.00	5	\$ 4,441,023.80

Total	288	\$ 797,041,017.00	121	\$ 478,560,887.00	1,608	\$ 4,887,869,607.86
--------------	------------	--------------------------	------------	--------------------------	--------------	----------------------------

School Facility Program Bond Authority from Proposition 51

(in millions of dollars, as of March 31, 2019)

New Construction

Legend

Small School Districts – ADA < 2,500 pupils

Medium School Districts – ADA > 2,500 pupils < 10,000 pupils

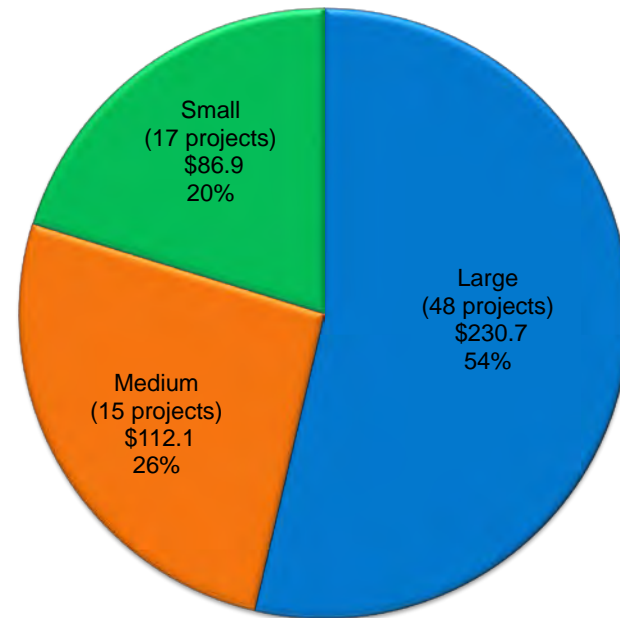
Large School Districts – ADA > 10,000 pupils

District Size (based on 2017/18 Enrollment)

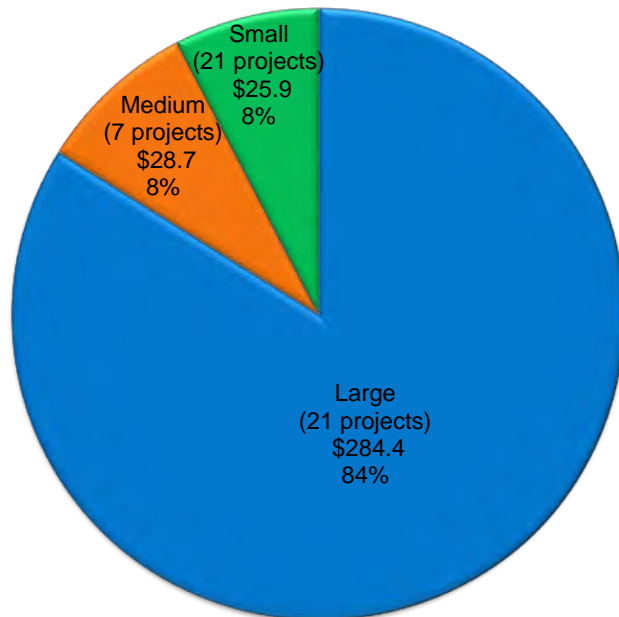
(# of projects)

(in millions)

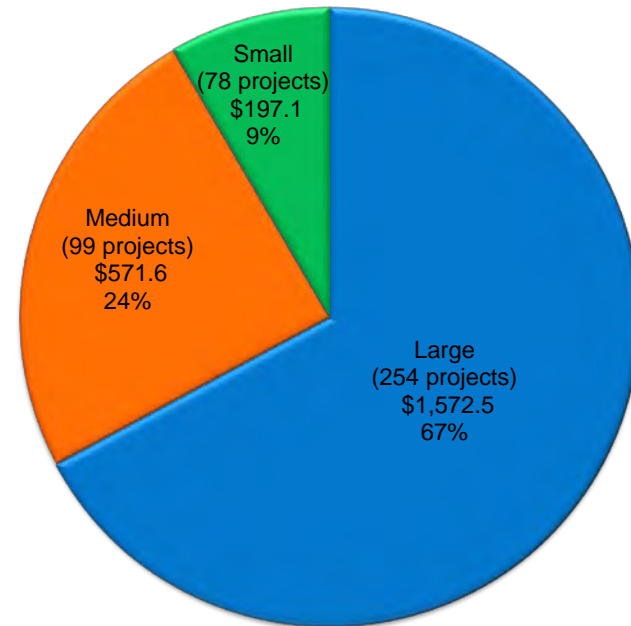
APPORTIONED



UNFUNDED



CURRENT WORKLOAD



School Facility Program Bond Authority from Proposition 51

(in millions of dollars, as of March 31, 2019)

Modernization

Legend

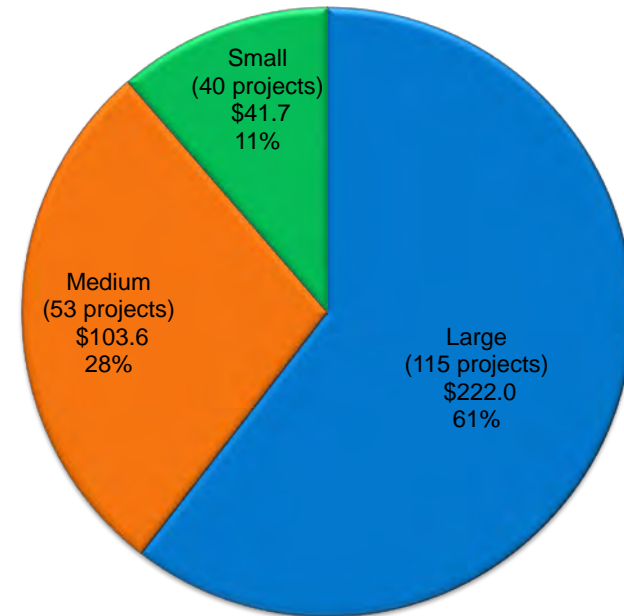
Small School Districts – ADA < 2,500 pupils

Medium School Districts – ADA > 2,500 pupils < 10,000 pupils

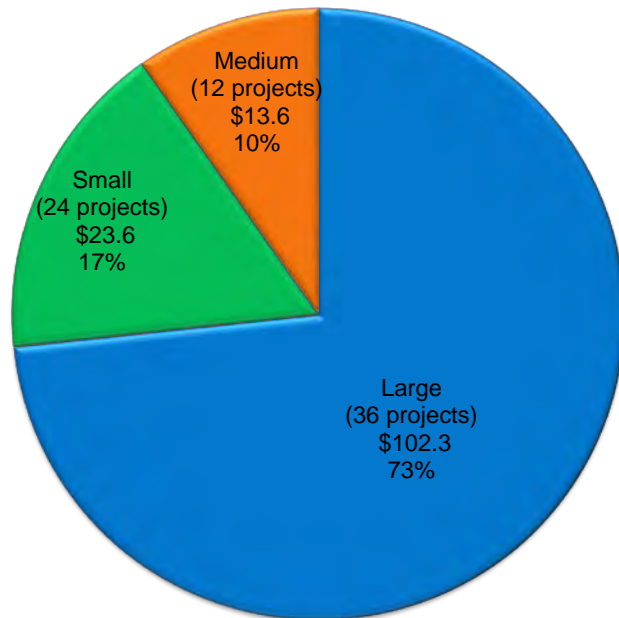
Large School Districts – ADA > 10,000 pupils

District Size (based on 2017/18 Enrollment)
 (# of projects)
 (in millions)

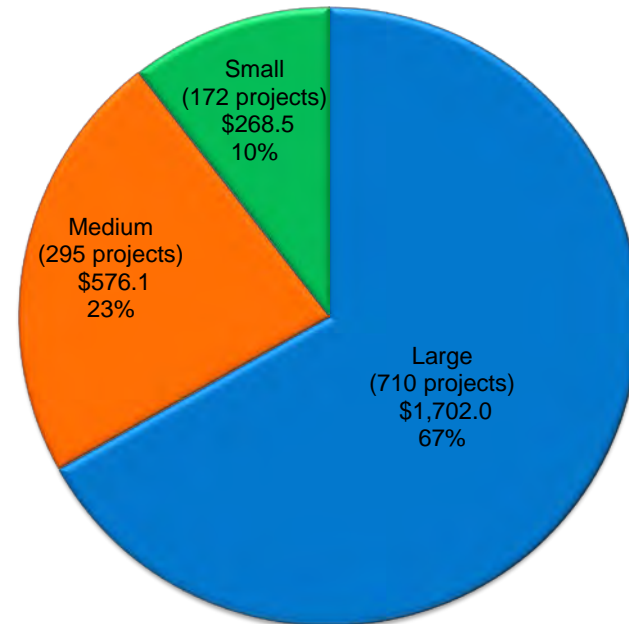
APPORTIONED



UNFUNDED



CURRENT WORKLOAD



Unique School Districts Receiving Proposition 51 Funds (As of March 31, 2019)

New Construction

2017/18 Enrollment	School Districts Statewide		
	#	%	Enrollment
Small – ADA < 2,500 pupils	583	57%	417,039
Medium – ADA > 2,500 pupils < 10,000 pupils	269	26%	1,378,383
Large – ADA > 10,000 pupils	174	17%	4,448,656
	1,024	100%	6,244,078

Apportioned					
#	Enrollment	\$ Amount	By Size*	Size vs. All**	Students***
11	8,694	\$ 86,925,849	20.8%	1.1%	0.1%
14	71,164	\$ 112,141,019	26.4%	1.4%	1.1%
28	1,346,573	\$ 230,733,027	52.8%	2.7%	21.6%
53	1,426,431	\$ 429,799,894	100.0%	5.2%	22.8%

Unfunded					
#	Enrollment	\$ Amount	By Size*	Size vs. All**	Students***
12	10,215	\$ 25,888,064	37.5%	1.2%	0.2%
4	14,656	\$ 28,680,118	12.5%	0.4%	0.2%
16	847,626	\$ 284,398,738	50.0%	1.6%	13.6%
32	872,497	\$ 338,966,919	100.0%	3.1%	14.0%

Workload					
#	Enrollment	\$ Amount	By Size*	Size vs. All**	Students***
57	56,082	\$ 197,111,036	30.2%	5.6%	0.9%
60	307,100	\$ 571,621,680	31.7%	5.9%	4.9%
72	2,296,587	\$ 1,572,530,947	38.1%	7.0%	36.8%
189	2,659,769	\$ 2,341,263,663	100.0%	18.5%	42.6%

Modernization

2017/18 Enrollment	School Districts Statewide		
	#	%	Enrollment
Small – ADA < 2,500 pupils	583	57%	417,039
Medium – ADA > 2,500 pupils < 10,000 pupils	269	26%	1,378,383
Large – ADA > 10,000 pupils	174	17%	4,448,656
	1,024	100%	6,244,078

Apportioned					
#	Enrollment	\$ Amount	By Size*	Size vs. All**	Students***
32	25,523	\$ 41,650,625	30.5%	3.1%	0.4%
29	154,120	\$ 103,604,119	27.6%	2.8%	2.5%
44	1,819,869	\$ 221,986,379	41.9%	4.3%	29.1%
105	1,999,512	\$ 367,241,123	100.0%	10.3%	32.0%

Unfunded					
#	Enrollment	\$ Amount	By Size*	Size vs. All**	Students***
15	15,380	\$ 23,615,662	38.5%	1.5%	0.2%
9	46,923	\$ 13,630,556	23.1%	0.9%	0.8%
15	970,728	\$ 102,347,750	38.5%	1.5%	15.5%
39	1,033,031	\$ 139,593,968	100.0%	3.8%	16.5%

Workload					
#	Enrollment	\$ Amount	By Size*	Size vs. All**	Students***
108	102,740	\$ 268,469,924	35.5%	10.5%	1.6%
100	528,067	\$ 576,086,980	32.9%	9.8%	8.5%
96	3,139,749	\$ 1,702,049,041	31.6%	9.4%	50.3%
304	3,770,556	\$ 2,546,605,944	100.0%	29.7%	60.4%

*Percentage of funding to small, medium or large school districts

** Percentage of funding to small, medium, and large school district vs. all school districts

***Percentage of students statewide

THE LOS ANGELES UNIFIED SCHOOL DISTRICT/
LOS ANGELES COUNTY APPEAL ITEM
58/64733-00-004
HAS BEEN WITHDRAWN FROM THIS AGENDA

Tentative Workload

May 2019

ACTION ITEMS

Career Technical Education Facilities Program Future Filing Rounds

REPORTS, DISCUSSION and INFORMATION ITEMS

Standard Information Items

FINANCIAL REPORTS

Status of Fund Releases

Status of Funds

Tentative Workload

June 2019

ACTION ITEMS

REPORTS, DISCUSSION and INFORMATION ITEMS

Standard Information Items

FINANCIAL REPORTS

Status of Fund Releases

Status of Funds

Tentative Workload

July 2019

ACTION ITEMS

REPORTS, DISCUSSION and INFORMATION ITEMS

Standard Information Items

FINANCIAL REPORTS

Status of Fund Releases

Status of Funds

APPEALS Received as of March 31, 2019

Appeal Received Date	District/County	Tentative SAB Date*	Description
3/19/18	Farmersville Unified School District/Tulare	5/2019	District is requesting to retain savings from a Financial Hardship funded Facility Hardship project.
4/12/18	San Bernardino City Unified School District/San Bernardino	5/2019	District is requesting to retain savings from a Financial Hardship funded Overcrowding Relief Grant project.
11/1/18	Klamath-Trinity Joint Unified School District/Humboldt	5/2019	District requests site development costs previously disallowed.
1/10/19	Biggs Unified School District/Butte	5/2019	District is requesting Financial Hardship status based on "Other Evidence"
1/25/19	Pixley Union Elementary School District/Tulare	5/2019	District requests to use new construction eligibility at the time the funding application was originally submitted.
3/25/19	Solano County Office of Education/Solano	7/2019	District requests reinstatement of two applications rescinded due to non participation in Priority Funding.

*Please note: Tentative SAB Date is not a guaranteed meeting date and may be subject to change.

STATE ALLOCATION BOARD MEETING DATES

The State Allocation Board (SAB) meeting dates for the 2019 calendar year are as follows:

<u>Board Date</u>	<u>Type of Meeting</u>
May 22, 2019*	Monthly (Consent/Appeals/Action)
June 26, 2019*	Monthly (Consent/Appeals/Action)
July 24, 2019*	Monthly (Consent/Appeals/Action)
August 28, 2019*	Monthly (Consent/Appeals/Action)
September 25, 2019*	Monthly (Consent/Appeals/Action)
October 23, 2019*	Monthly (Consent/Appeals/Action)
December 2019*	Monthly (Consent/Appeals/Action)

*The projected dates and time will be determined upon the discussion with the Vice-Chair and Chair based on workload.

The SAB meets in different rooms within the State Capitol at 4:00 p.m. when the State Legislature is in session and at 2:00 p.m. when the State Legislature is out on recess. Due to scheduling changes within the Legislature, some of the SAB meetings may be canceled or changed with short notice.

INFORMATION ITEM

SCHOOL FACILITY PROGRAM NEW CONSTRUCTION AND MODERNIZATION UNDFUNDED LIST (as of March 27, 2019)

The New Construction and Modernization projects on this list have received an “unfunded” approval by the State Allocation Board (SAB). Note that an “unfunded” approval does not guarantee a future apportionment by the SAB.

Published monthly in the SAB Agenda.

This report is also on the OPSC Web site at:
www.dgs.ca.gov/opsc

Unfunded Approvals as of
March 27, 2019 SAB

County	School District	Application Number	Program	Approval	Received Date	SAB Unfunded Approval	Financial Hardship Apportionment	Loan	State Share	Total Apportionment	Cumulative Amount	Submitted Certification Letter November 2018	Grant Agreement Received as of 04/07/2019
KERN	SIERRA SANDS UNIFIED	58/73742-00-004	Rehabilitation	G	11/15/2016	2/28/2018	0.00	0.00	182,369.00	182,369.00	182,369.00	Yes	Yes
ORANGE	GARDEN GROVE UNIFIED	51/66522-00-003	Facility Hardship	G	9/6/2017	5/23/2018	0.00	0.00	5,250,146.00	5,250,146.00	5,432,515.00	Yes	Yes
ORANGE	GARDEN GROVE UNIFIED	51/66522-00-004	Facility Hardship	G	9/25/2017	5/23/2018	0.00	0.00	5,380,996.00	5,380,996.00	10,813,511.00	Yes	Yes
SAN BERNARDINO	NEEDLES UNIFIED	51/67801-00-001	Facility Hardship	G	3/18/2008	6/27/2018	28,243.00	0.00	28,243.00	56,486.00	10,869,997.00	Yes	N/A
LOS ANGELES	LOS ANGELES UNIFIED	51/64733-00-002	Facility Hardship	G	2/24/2016	9/26/2018	\$0.00	0.00	\$2,951,576.00	2,951,576.00	13,821,573.00	Yes	No
TEHAMA	LOS MOLINOS UNIFIED	58/71571-00-002	Rehabilitation	G	5/21/2018	9/26/2018	\$94,633.29	0.00	\$181,797.00	276,430.29	14,098,003.29	Yes	Yes
HUMBOLDT	SCOTIA UNION ELEMENTARY	58/63024-00-006	Rehabilitation	G	6/19/2018	9/26/2018	\$684,566.00	0.00	\$1,296,486.00	1,981,052.00	16,079,055.29	Yes	Yes
LOS ANGELES	LOS ANGELES UNIFIED	58/64733-00-003	Rehabilitation	G	6/27/2018	10/24/2018	\$0.00	0.00	\$800,593.00	800,593.00	16,879,648.29	No	No
DEL NORTE	DEL NORTE COUNTY UNIFIED	58/61820-00-001	Rehabilitation	G	7/13/2018	10/24/2018	\$0.00	0.00	\$216,068.00	216,068.00	17,095,716.29	Yes	Yes
DEL NORTE	DEL NORTE COUNTY UNIFIED	58/61820-00-003	Rehabilitation	G	7/20/2018	10/24/2018	\$0.00	0.00	\$304,159.00	304,159.00	17,399,875.29	Yes	Yes
SAN DIEGO	FALLBROOK UNION ELEMENTARY	51/68114-00-003	Facility Hardship	G	8/9/2017	12/11/2018	0.00	0.00	769,514.00	769,514.00	18,169,389.29	Yes	Yes
HUMBOLDT	KLAMATH-TRINITY JOINT UNIFIED	51/62901-00-015	Facility Hardship	G	4/16/2018	12/11/2018	1,048,571.00	0.00	1,048,571.00	2,097,142.00	20,266,531.29	Yes	No
HUMBOLDT	KLAMATH-TRINITY JOINT UNIFIED	51/62901-00-016	Facility Hardship	G	4/26/2018	12/11/2018	183,760.50	0.00	183,760.50	367,521.00	20,634,052.29	Yes	No
KERN	SIERRA SANDS UNIFIED	58/73742-00-005	Rehabilitation	G	7/31/2018	12/11/2018	0.00	0.00	988,025.00	988,025.00	21,622,077.29	Yes	No
SOLANO	VACAVILLE UNIFIED	58/70573-00-001	Rehabilitation	G	8/22/2018	12/11/2018	0.00	0.00	474,438.00	474,438.00	22,096,515.29	Yes	No
SAN DIEGO	FALLBROOK UNION ELEMENTARY	51/68114-00-004	Facility Hardship	G	9/12/2018	12/11/2018	0.00	0.00	11,105,406.00	11,105,406.00	33,201,921.29	Yes	Yes
HUMBOLDT	FORTUNA UNION HIGH	58/62810-00-001	Rehabilitation	G	8/17/2017	1/22/2019	0.00	0.00	2,713,111.00	2,713,111.00	35,915,032.29	N/A	Yes
SAN DIEGO	ESCONDIDO UNION ELEMENTARY	58/68098-00-001	Rehabilitation	G	9/14/2017	1/22/2019	0.00	0.00	536,180.88	536,180.88	36,451,213.17	N/A	No
ORANGE	ANAHEIM UNION HIGH	51/66431-00-001	Facility Hardship	G	10/17/2018	3/27/2019	0.00	0.00	2,531,711.56	2,531,711.56	38,982,924.73	N/A	No
TULARE	PIXLEY UNION ELEMENTARY	58/72041-00-001	Rehabilitation	G	11/16/2018	3/27/2019	203,460.00	0.00	305,190.00	508,650.00	39,491,574.73	N/A	No
ALAMEDA	OAKLAND UNIFIED	54/61259-09-010	Charter	D	6/5/2017	1/24/2018	0.00	200,206.10	200,206.10	400,412.20	39,891,986.93	No	No
ALAMEDA	OAKLAND UNIFIED	54/61259-09-011	Charter	D	6/5/2017	1/24/2018	0.00	2,150,284.80	2,150,284.80	4,300,569.60	44,192,556.53	No	No
SACRAMENTO	NATOMAS UNIFIED	54/75283-00-008	Charter	D	5/26/2017	2/28/2018	0.00	0.00	285,982.90	285,982.90	44,478,539.43	No	No
ALAMEDA	OAKLAND UNIFIED	54/61259-00-010	Charter	D	6/5/2017	2/28/2018	0.00	1,136,442.50	1,136,442.50	2,272,885.00	46,751,424.43	No	No
FRESNO	RAISIN CITY ELEMENTARY	57/62380-00-001	Modernization	G	11/20/2013	4/25/2018	715,308.00	0.00	1,126,261.00	1,841,569.00	48,592,993.43	Yes	Yes
FRESNO	RAISIN CITY ELEMENTARY	57/62380-00-001	Modernization	G	11/20/2013	2/27/2019	309,152.00	0.00	463,727.00	772,879.00	49,365,872.43	Yes	Yes
GLENN	LAKE ELEMENTARY	50/62596-00-001	New Construction	G	12/20/2013	5/23/2018	2,094,563.00	0.00	2,107,987.00	4,202,550.00	53,568,422.43	Yes	No
SACRAMENTO	NATOMAS UNIFIED	54/75283-00-006	Charter	G	5/25/2017	5/23/2018	0.00	0.00	2,075,955.00	2,075,955.00	55,644,377.43	Yes	No
SACRAMENTO	NATOMAS UNIFIED	54/75283-00-007	Charter	G	5/25/2017	5/23/2018	0.00	0.00	4,114,640.00	4,114,640.00	59,759,017.43	Yes	No
SACRAMENTO	ELK GROVE UNIFIED	55/67314-00-004	Career Tech New Construction	G	2/16/2018	5/23/2018	0.00	0.00	1,588,345.00	1,588,345.00	61,347,362.43	Yes	No
SACRAMENTO	ELK GROVE UNIFIED	55/67314-00-005	Career Tech New Construction	G	2/16/2018	5/23/2018	0.00	0.00	2,078,653.00	2,078,653.00	63,426,015.43	Yes	No
BUTTE	CHICO UNIFIED	55/61424-00-004	Career Tech New Construction	G	2/21/2018	5/23/2018	0.00	0.00	3,000,000.00	3,000,000.00	66,426,015.43	Yes	No
LOS ANGELES	DOWNEY UNIFIED	55/64451-00-002	Career Tech New Construction	G	2/21/2018	5/23/2018	0.00	0.00	1,948,793.00	1,948,793.00	68,374,808.43	Yes	No
LOS ANGELES	LOS ANGELES UNIFIED	59/64733-00-029	Career Tech Rehabilitation	G	2/21/2018	5/23/2018	0.00	0.00	1,500,000.00	1,500,000.00	69,874,808.43	Yes	No
SANTA CLARA	ALUM ROCK UNION ELEMENTARY	54/69369-00-002	Charter	D	5/30/2014	6/19/2018	0.00	440,359.70	440,359.70	880,719.40	70,755,527.83	No	No
SANTA CLARA	ALUM ROCK UNION ELEMENTARY	54/69369-00-003	Charter	D	5/30/2014	6/19/2018	0.00	25,675.55	25,675.55	51,351.10	70,806,878.93	No	No
KINGS	ISLAND UNION ELEMENTARY	57/63933-00-001	Modernization	G	4/24/2014	6/27/2018	256,111.00	0.00	384,168.00	640,279.00	71,447,157.93	No	No
SOLANO	SOLANO COUNTY OFFICE OF EDUCATION	57/10488-00-022	Modernization	G	4/28/2014	6/27/2018	292,000.00	0.00	438,000.00	730,000.00	72,177,157.93	No	Yes
SOLANO	SOLANO COUNTY OFFICE OF EDUCATION	57/10488-00-022	Modernization	G	4/28/2014	9/26/2018	23,746.00	0.00	35,618.00	59,364.00	72,236,521.93	No	Yes
SONOMA	WILMAR UNION ELEMENTARY	57/71019-00-002	Modernization	G	5/5/2014	6/27/2018	0.00	0.00	198,831.00	198,831.00	72,435,352.93	Yes	Yes
AMADOR	AMADOR COUNTY OFFICE OF EDUCATION	50/10033-00-002	New Construction	G	5/12/2014	6/27/2018	1,814,263.50	0.00	1,814,263.50	3,628,527.00	76,063,879.93	Yes	No
KERN	MCFARLAND UNIFIED	57/73908-00-006	Modernization	G	5/12/2014	6/27/2018	0.00	0.00	1,200,683.00	1,200,683.00	77,264,562.93	No	Yes
SAN FRANCISCO	SAN FRANCISCO UNIFIED	57/68478-00-043	Modernization	G	5/14/2014	6/27/2018	0.00	0.00	7,308,412.00	7,308,412.00	84,572,974.93	Yes	No
TULARE	WOODLAKE UNIFIED	57/76794-00-002	Modernization	G	5/14/2014	6/27/2018	0.00	0.00	2,594,328.00	2,594,328.00	87,167,302.93	No	No
YUBA	YUBA COUNTY OFFICE OF EDUCATION	57/10587-00-001	Modernization	D	5/15/2014	6/27/2018	0.00	0.00	59,657.00	59,657.00	87,226,959.93	Yes	Yes
YUBA	YUBA COUNTY OFFICE OF EDUCATION	57/10587-00-002	Modernization	D	5/15/2014	6/27/2018	15,441.00	0.00	23,161.00	38,602.00	87,265,561.93	Yes	Yes
YUBA	YUBA COUNTY OFFICE OF EDUCATION	57/10587-00-003	Modernization	D	5/15/2014	6/27/2018	26,670.00	0.00	40,006.00	66,676.00	87,332,237.93	Yes	Yes
YUBA	YUBA COUNTY OFFICE OF EDUCATION	57/10587-00-004	Modernization	D	5/15/2014	6/27/2018	11,230.00	0.00	16,844.00	28,074.00	87,360,311.93	Yes	Yes
YUBA	YUBA COUNTY OFFICE OF EDUCATION	57/10587-00-005	Modernization	D	5/15/2014	6/27/2018	80,011.00	0.00	120,016.00	200,027.00	87,560,338.93	Yes	Yes
YUBA	YUBA COUNTY OFFICE OF EDUCATION	57/10587-00-006	Modernization	D	5/15/2014	6/27/2018	16,844.00	0.00	25,267.00	42,111.00	87,602,449.93	Yes	Yes
BUTTE	CHICO UNIFIED	59/61424-00-005	Career Tech Rehabilitation	G	2/21/2018	5/23/2018	0.00	0.00	1,201,901.00	1,201,901.00	88,804,350.93	Yes	No
BUTTE	CHICO UNIFIED	59/61424-00-005	Career Tech Rehabilitation	G	2/21/2018	6/27/2018	0.00	0.00	29,846.00	29,846.00	88,834,196.93	Yes	No
FRESNO	FRESNO UNIFIED	50/62166-00-029	New Construction	G	5/21/2014	8/15/2018	0.00	0.00	636,277.00	636,277.00	89,470,473.93	Yes	No
SAN MATEO	SEQUOIA UNION HIGH	50/69062-01-004	New Construction	G	5/21/2014	8/15/2018	0.00	0.00	2,852,069.00	2,852,069.00	92,322,542.93	Yes	Yes
TULARE	LIBERTY ELEMENTARY	50/71985-00-002	New Construction	G	5/23/2014	8/15/2018	0.00	0.00	691,774.00	691,774.00	93,014,316.93	Yes	Yes
TULARE	WOODLAKE UNIFIED	57/76794-00-001	Modernization	G	5/23/2014	8/15/2018	0.00	0.00	264,152.00	264,152.00	93,278,468.93	Yes	Yes
LOS ANGELES	PASADENA UNIFIED	57/64881-00-035	Modernization	G	6/2/2014	8/15/2018	0.00	0.00	181,799.00	181,799.00	93,460,267.93	No	Yes
ORANGE	PLACENTIA-YORBA LINDA UNIFIED	57/66647-00-036	Modernization	G	6/6/2014	8/15/2018	0.00	0.00	1,612,559.00	1,612,559.00	95,072,826.93	Yes	Yes
SAN FRANCISCO	SAN FRANCISCO UNIFIED	57/68478-00-044	Modernization	G	6/9/2014	8/15/2018	0.00	0.00	1,836,595.00	1,836,595.00	96,909,421.93	Yes	Yes
SAN DIEGO	GROSSMONT UNION HIGH	57/68130-00-021	Modernization	G	6/12/2014	8/15/2018	0.00	0.00	9,202,126.00	9,202,126.00	106,111,547.93	Yes	No
SAN JOAQUIN	LINCOLN UNIFIED	57/68569-00-013	Modernization	G	6/12/2014	8/15/2018	0.00	0.00	260,771.00	260,771.00	106,372,318.93	No	Yes
SAN JOAQUIN	LINCOLN UNIFIED	57/68569-00-014	Modernization	G	6/12/2014	8/15/2018	0.00	0.00	676,118.00	676,118.00	107,048,436.93	No	Yes
SAN LUIS OBISPO	SAN LUIS COASTAL UNIFIED	54/68809-00-001	Charter	G	4/13/2018	8/15/2018	0.00	0.00	2,680,652.00	2,680,652.00	109,729,088.93	Yes	Yes
FRESNO	MENDOTA UNIFIED	57/75127-00-005	Modernization	G	6/13/2014	9/26/2018	0.00	0.00	2,046,511.00	2,046,511.00	111,775,599.93	Yes	No
FRESNO	MENDOTA UNIFIED	57/75127-00-006	Modernization	G	6/13/2014	9/26/2018	0.00	0.00	1,368,721.00	1,368,721.00	113,144,320.93	Yes	No
SAN FRANCISCO	SAN FRANCISCO UNIFIED	57/68478-00-045	Modernization	G	6/17/2014	9/26/2018	0.00	0.00	1,725,865.00	1,725,865.00	114,870,185.93	Yes	No
SAN FRANCISCO	SAN FRANCISCO UNIFIED	57/68478-00-046	Modernization	G	6/19/2014	9/26/2018	0.00	0.00	2,836,882.00	2,836,882.00	117,707,067.93	Yes	No
TULARE	PORTERVILLE UNIFIED	57/75523-00-013	Modernization	G	6/23/2014	9/26/2018	0.00	0.00	2,110,130.00	2,110,130.00	119,817,197.93	Yes	Yes
FRESNO	KINGS CANYON JOINT UNIFIED	50/62265-00-008	New Construction	G	6/25/2014	9/26/2018	0.00	0.00	478,661.00	478,661.00	120,295,858.93	Yes	No
FRESNO	KINGS CANYON JOINT UNIFIED	50/62265-00-009	New Construction	G	7/9/2014	9/26/2018	0.00	0.00	1,483,672.00	1,483,672.00	121,779,530.93	Yes	No
SAN DIEGO	POWAY UNIFIED	50/68296-00-021	New Construction	G	7/3/2014	9/26/2018	0.00	0.00	27,672,923.00	27,672,923.00	149,452,453.93	Yes	Yes
FRESNO	FRESNO UNIFIED	59/62166-00-001	Career Tech Rehabilitation	G	2/20/2018	9/26/2018	0.00	0.00	603,332.00	603,332.00	150,055,785.93	Yes	No
ORANGE	ANAHEIM UNION HIGH	59/66431-05-001	Career Tech Rehabilitation	G	2/21/2018	9/26/2018	0.00	0.00	1,302,330.00	1,302,330.00	151,358,115.93	Yes	No
LOS ANGELES	LOS ANGELES UNIFIED	53/64733-00-048	Critically Overcrowded Schools	L	1								

Unfunded Approvals as of
March 27, 2019 SAB

County	School District	Application Number	Program	Approval	Received Date	SAB Unfunded Approval	Financial Hardship Apportionment	Loan	State Share	Total Apportionment	Cumulative Amount	Submitted Certification Letter November 2018	Grant Agreement Received as of 04/07/2019
CONTRA COSTA	JOHN SWETT UNIFIED	50/61697-00-002	New Construction	L	11/15/2010	10/24/2018	0.00	0.00	152,545.56	152,545.56	151,564,747.61	N/A	N/A
LOS ANGELES	LOS ANGELES UNIFIED	56/64733-00-015	Overcrowding Relief Grant	L	3/1/2012	10/24/2018	0.00	0.00	548.18	548.18	151,565,295.79	N/A	N/A
MERCED	LOS BANOS UNIFIED	50/65755-00-008	New Construction	G	7/11/2014	10/24/2018	0.00	0.00	12,247,514.00	12,247,514.00	163,812,809.79	Yes	Yes
KERN	NORRIS	57/63693-00-001	Modernization	G	7/11/2014	10/24/2018	0.00	0.00	4,542,402.00	4,542,402.00	168,355,211.79	Yes	Yes
SAN LUIS OBISPO	ATASCADERO UNIFIED	57/68700-00-003	Modernization	G	7/18/2014	10/24/2018	0.00	0.00	502,334.00	502,334.00	168,857,545.79	Yes	No
SAN FRANCISCO	SAN FRANCISCO UNIFIED	57/68478-00-047	Modernization	G	7/21/2014	10/24/2018	0.00	0.00	3,292,313.00	3,292,313.00	172,149,858.79	Yes	No
YUBA	YUBA COUNTY OFFICE OF EDUCATION	50/10587-00-001	New Construction	D	7/22/2014	10/24/2018	237,732.00	0.00	237,732.00	237,732.00	172,625,322.79	Yes	No
YUBA	YUBA COUNTY OFFICE OF EDUCATION	50/10587-00-002	New Construction	D	7/22/2014	10/24/2018	117,011.00	0.00	117,011.00	234,022.00	172,859,344.79	Yes	No
YUBA	YUBA COUNTY OFFICE OF EDUCATION	50/10587-00-003	New Construction	D	7/22/2014	10/24/2018	58,505.50	0.00	58,505.50	117,011.00	172,976,355.79	Yes	No
YUBA	YUBA COUNTY OFFICE OF EDUCATION	50/10587-00-004	New Construction	D	7/22/2014	10/24/2018	58,505.50	0.00	58,505.50	117,011.00	173,093,366.79	Yes	No
YUBA	YUBA COUNTY OFFICE OF EDUCATION	50/10587-00-005	New Construction	D	7/22/2014	10/24/2018	58,505.50	0.00	58,505.50	117,011.00	173,210,377.79	Yes	No
YUBA	YUBA COUNTY OFFICE OF EDUCATION	50/10587-00-006	New Construction	D	7/22/2014	10/24/2018	58,505.50	0.00	58,505.50	117,011.00	173,327,388.79	Yes	No
YUBA	YUBA COUNTY OFFICE OF EDUCATION	50/10587-00-007	New Construction	D	7/22/2014	10/24/2018	58,505.50	0.00	58,505.50	117,011.00	173,444,399.79	Yes	No
YUBA	YUBA COUNTY OFFICE OF EDUCATION	50/10587-00-008	New Construction	D	7/22/2014	10/24/2018	14,784.00	0.00	45,504.00	60,288.00	173,504,687.79	Yes	No
SAN FRANCISCO	SAN FRANCISCO UNIFIED	57/68478-00-048	Modernization	G	7/28/2014	10/24/2018	0.00	0.00	4,143,328.00	4,143,328.00	177,648,015.79	Yes	No
ALAMEDA	HAYWARD UNIFIED	54/61192-02-003	Charter	D	6/5/2017	10/24/2018	0.00	778,478.60	778,478.60	1,556,957.20	179,204,972.99	Yes	No
ALAMEDA	HAYWARD UNIFIED	54/61192-02-004	Charter	D	6/5/2017	10/24/2018	0.00	505,582.40	505,582.40	1,011,164.80	180,216,137.79	Yes	No
LOS ANGELES	LOS ANGELES UNIFIED	50/64733-00-044	New Construction	L	6/26/2002	12/11/2018	0.00	0.00	1,284.82	1,284.82	180,217,422.61	N/A	N/A
FRESNO	FIREBAUGH-LAS DELTAS UNIFIED	50/73809-00-004	New Construction	G	7/31/2014	12/11/2018	0.00	0.00	815,019.00	815,019.00	181,032,441.61	Yes	Yes
FRESNO	KINGS CANYON JOINT UNIFIED	57/62265-00-024	Modernization	G	8/5/2014	12/11/2018	0.00	0.00	602,958.00	602,958.00	181,635,399.61	Yes	No
FRESNO	CLOVIS UNIFIED	57/62117-00-039	Modernization	G	8/7/2014	12/11/2018	0.00	0.00	1,911,945.00	1,911,945.00	183,547,344.61	Yes	No
FRESNO	CLOVIS UNIFIED	57/62117-00-040	Modernization	G	8/7/2014	12/11/2018	0.00	0.00	1,171,535.00	1,171,535.00	184,718,879.61	Yes	No
TULARE	PORTERVILLE UNIFIED	57/75523-00-014	Modernization	G	8/8/2014	12/11/2018	0.00	0.00	260,771.00	260,771.00	184,979,650.61	Yes	Yes
LOS ANGELES	ROSEMEAD ELEMENTARY	57/64931-00-006	Modernization	G	8/12/2014	12/11/2018	0.00	0.00	180,830.00	180,830.00	185,160,480.61	Yes	No
LOS ANGELES	ROSEMEAD ELEMENTARY	57/64931-00-009	Modernization	G	8/12/2014	12/11/2018	0.00	0.00	231,101.00	231,101.00	185,391,581.61	Yes	No
SAN FRANCISCO	SAN FRANCISCO UNIFIED	57/68478-00-049	Modernization	G	8/12/2014	12/11/2018	0.00	0.00	1,880,576.00	1,880,576.00	187,272,157.61	Yes	No
SANTA BARBARA	SANTA BARBARA UNIFIED	57/76786-00-006	Modernization	G	8/13/2014	12/11/2018	0.00	0.00	432,147.00	432,147.00	187,704,304.61	Yes	Yes
MARIN	MARIN COUNTY OFFICE OF EDUCATION	50/10215-00-001	New Construction	G	8/14/2014	12/11/2018	0.00	0.00	1,535,781.00	1,535,781.00	189,240,085.61	Yes	Yes
KERN	BAKERSFIELD CITY ELEMENTARY	50/63321-00-028	New Construction	G	8/14/2014	12/11/2018	0.00	0.00	939,646.00	939,646.00	190,179,731.61	Yes	Yes
KERN	BAKERSFIELD CITY ELEMENTARY	50/63321-00-029	New Construction	G	8/14/2014	12/11/2018	0.00	0.00	1,999,736.00	1,999,736.00	192,179,467.61	Yes	Yes
FRESNO	KINGS CANYON JOINT UNIFIED	50/62265-00-010	New Construction	G	8/15/2014	12/11/2018	0.00	0.00	590,104.00	590,104.00	192,769,571.61	Yes	No
SAN MATEO	SEQUOIA UNION HIGH	50/69062-01-008	New Construction	G	8/18/2014	12/11/2018	0.00	0.00	8,868,943.00	8,868,943.00	201,638,514.61	Yes	Yes
CONTRA COSTA	SAN RAMON VALLEY UNIFIED	50/61804-02-008	New Construction	G	8/20/2014	12/11/2018	0.00	0.00	367,479.00	367,479.00	202,005,993.61	Yes	No
CONTRA COSTA	SAN RAMON VALLEY UNIFIED	50/61804-02-009	New Construction	G	8/20/2014	12/11/2018	0.00	0.00	1,558,646.00	1,558,646.00	203,564,639.61	Yes	No
HUMBOLDT	FORTUNA UNION HIGH	57/62810-00-004	Modernization	G	8/20/2014	12/11/2018	0.00	0.00	813,566.00	813,566.00	204,378,205.61	Yes	Yes
SAN LUIS OBISPO	TEMPLETON UNIFIED	57/68841-00-003	Modernization	G	8/20/2014	12/11/2018	0.00	0.00	974,245.00	974,245.00	205,352,450.61	Yes	Yes
SAN DIEGO	GROSSMONT UNION HIGH	50/68130-13-006	New Construction	G	9/2/2014	12/11/2018	0.00	0.00	3,048,061.00	3,048,061.00	208,400,511.61	Yes	No
ORANGE	IRVINE UNIFIED	50/73650-00-020	New Construction	G	9/2/2014	12/11/2018	0.00	0.00	5,834,348.00	5,834,348.00	214,234,859.61	Yes	No
FRESNO	CLOVIS UNIFIED	50/62117-00-019	New Construction	G	9/5/2014	12/11/2018	0.00	0.00	3,184,969.00	3,184,969.00	217,418,828.61	Yes	No
FRESNO	CLOVIS UNIFIED	57/62117-00-041	Modernization	G	9/5/2014	12/11/2018	0.00	0.00	5,329,279.00	5,329,279.00	222,749,107.61	Yes	Yes
MARIN	ROSS VALLEY	57/75002-00-007	Modernization	G	9/5/2014	12/11/2018	0.00	0.00	1,560,621.00	1,560,621.00	224,309,728.61	Yes	No
ALAMEDA	SAN LORENZO UNIFIED	54/61309-00-003	Charter	D	6/5/2017	12/11/2018	0.00	845,455.40	845,455.40	1,690,910.80	226,000,639.41	No	No
SACRAMENTO	SAN JUAN UNIFIED	54/67447-00-007	Charter	D	6/5/2017	12/11/2018	0.00	0.00	428,418.20	428,418.20	226,429,057.61	Yes	No
LOS ANGELES	WISEBURN UNIFIED	59/78689-00-002	Career Tech Rehabilitation	G	2/21/2018	12/11/2018	0.00	0.00	395,451.00	395,451.00	226,824,508.61	Yes	No
KINGS	CENTRAL UNION ELEMENTARY	57/63883-00-001	Modernization	G	8/22/2018	12/11/2018	2,724,497.00	0.00	4,133,107.00	6,857,604.00	233,682,112.61	Yes	Yes
FRESNO	CENTRAL UNIFIED	57/73965-00-008	Modernization	G	11/1/2013	1/22/2019	0.00	0.00	3,275,384.00	3,275,384.00	236,957,496.61	Yes	No
CONTRA COSTA	WEST CONTRA COSTA UNIFIED	57/61796-00-048	Modernization	G	11/4/2013	1/22/2019	0.00	0.00	96,652.00	96,652.00	237,054,148.61	N/A	No
TULARE	THREE RIVERS UNION ELEMENTARY	57/72207-00-002	Modernization	G	4/11/2014	1/22/2019	0.00	0.00	1,033,272.00	1,033,272.00	238,087,420.61	N/A	No
ALAMEDA	OAKLAND UNIFIED	54/61259-09-008	Charter	D	5/26/2017	1/22/2019	0.00	123,238.70	123,238.70	246,477.40	238,333,898.01	Yes	No
ALAMEDA	OAKLAND UNIFIED	54/61259-09-009	Charter	D	5/26/2017	1/22/2019	0.00	1,282,740.00	1,282,740.00	2,565,480.00	240,899,378.01	Yes	No
ALAMEDA	OAKLAND UNIFIED	54/61259-12-005	Charter	D	5/26/2017	1/22/2019	0.00	185,933.00	185,933.00	371,866.00	241,271,244.01	N/A	No
ALAMEDA	OAKLAND UNIFIED	54/61259-12-006	Charter	D	5/26/2017	1/22/2019	0.00	189,067.00	189,067.00	378,134.00	241,649,378.01	N/A	No
ALAMEDA	OAKLAND UNIFIED	54/61259-00-011	Charter	D	6/2/2017	1/22/2019	0.00	1,020,554.30	1,020,554.30	2,041,108.60	243,690,486.61	Yes	No
ALAMEDA	OAKLAND UNIFIED	54/61259-00-006	Charter	D	6/5/2017	1/22/2019	0.00	1,093,590.50	1,093,590.50	2,187,181.00	245,877,667.61	Yes	No
ALAMEDA	OAKLAND UNIFIED	54/61259-09-006	Charter	D	6/5/2017	1/22/2019	0.00	237,707.30	237,707.30	475,414.60	246,353,082.21	Yes	Yes
ALAMEDA	OAKLAND UNIFIED	54/61259-09-007	Charter	D	6/5/2017	1/22/2019	0.00	512,292.70	512,292.70	1,024,585.40	247,377,667.61	Yes	No
ALAMEDA	OAKLAND UNIFIED	54/61259-13-005	Charter	D	6/5/2017	1/22/2019	0.00	69,635.80	69,635.80	139,271.60	247,516,939.21	Yes	No
ALAMEDA	OAKLAND UNIFIED	54/61259-13-006	Charter	D	6/5/2017	1/22/2019	0.00	337,475.40	337,475.40	674,950.80	248,191,890.01	Yes	No
SAN BERNARDINO	SAN BERNARDINO CITY UNIFIED	54/67876-00-004	Charter	D	6/5/2017	1/22/2019	0.00	229,399.00	229,399.00	458,798.00	248,650,688.01	N/A	No
SAN DIEGO	CAJON VALLEY UNION ELEMENTARY	54/67991-00-002	Charter	D	6/5/2017	1/22/2019	0.00	262,883.30	262,883.30	525,766.60	249,176,454.61	N/A	No
SAN DIEGO	CAJON VALLEY UNION ELEMENTARY	54/67991-00-003	Charter	D	6/5/2017	1/22/2019	0.00	174,177.90	174,177.90	348,355.80	249,524,810.41	N/A	No
SANTA CLARA	EAST SIDE UNION HIGH	54/69427-00-005	Charter	D	6/5/2017	1/22/2019	0.00	1,552,568.80	1,552,568.80	3,105,137.60	252,629,948.01	Yes	No
SANTA CLARA	EAST SIDE UNION HIGH	54/69427-00-006	Charter	D	6/5/2017	1/22/2019	0.00	27,429.70	27,429.70	54,859.40	252,684,807.41	Yes	No
FRESNO	FRESNO UNIFIED	53/62166-00-007	Critically Overcrowded Schools	L	10/31/2011	1/23/2019	0.00	0.00	104,426.07	104,426.07	252,789,233.48	N/A	N/A
FRESNO	WASHINGTON COLONY ELEMENTARY	50/62513-00-001	New Construction	G	8/20/2014	2/27/2019	720,898.07	0.00	0.00	1,573,863.07	254,363,096.55	N/A	Yes
FRESNO	CLOVIS UNIFIED	57/62117-00-042	Modernization	G	9/16/2014	2/27/2019	0.00	0.00	695,814.00	695,814.00	255,058,910.55	N/A	Yes
FRESNO	CLOVIS UNIFIED	57/62117-00-043	Modernization	G	9/16/2014	2/27/2019	0.00	0.00	1,007,271.00	1,007,271.00			

Unfunded Approvals as of
March 27, 2019 SAB

County	School District	Application Number	Program	Approval	Received Date	SAB Unfunded Approval	Financial Hardship Apportionment	Loan	State Share	Total Apportionment	Cumulative Amount	Submitted Certification Letter November 2018	Grant Agreement Received as of 04/07/2019
FRESNO	CLOVIS UNIFIED	57/62117-00-045	Modernization	G	10/6/2014	2/27/2019	0.00	0.00	2,460,977.00	2,460,977.00	303,991,205.55	N/A	Yes
SANTA BARBARA	SANTA BARBARA UNIFIED	57/76786-00-007	Modernization	G	10/8/2014	2/27/2019	0.00	0.00	777,419.00	777,419.00	304,768,624.55	N/A	Yes
SAN FRANCISCO	SAN FRANCISCO UNIFIED	57/68478-26-005	Modernization	G	10/10/2014	2/27/2019	0.00	0.00	20,675,197.00	20,675,197.00	325,443,821.55	N/A	No
SAN FRANCISCO	SAN FRANCISCO UNIFIED	57/68478-00-051	Modernization	G	10/22/2014	2/27/2019	0.00	0.00	6,334,251.00	6,334,251.00	331,778,072.55	N/A	No
SAN BERNARDINO	ETIWANDA ELEMENTARY	50/67702-00-014	New Construction	G	10/23/2014	2/27/2019	0.00	0.00	1,691,195.00	1,691,195.00	333,469,267.55	N/A	Yes
SOLANO	SOLANO COUNTY OFFICE OF EDUCATION	57/10488-00-024	Modernization	G	10/23/2014	2/27/2019	217,896.00	0.00	326,844.00	544,740.00	334,014,007.55	N/A	No
SAN DIEGO	CHULA VISTA ELEMENTARY	54/68023-00-002	Charter	G	10/24/2018	2/27/2019	0.00	0.00	2,865,666.00	2,865,666.00	336,879,673.55	N/A	No
VENTURA	SIMI VALLEY UNIFIED	57/72603-00-033	Modernization	G	10/29/2014	2/27/2019	0.00	0.00	1,996,455.00	1,996,455.00	338,876,128.55	N/A	No
LOS ANGELES	NEWHALL ELEMENTARY	50/64832-00-005	New Construction	G	10/30/2014	2/27/2019	0.00	0.00	5,214,730.00	5,214,730.00	344,090,858.55	N/A	Yes
LOS ANGELES	NEWHALL ELEMENTARY	50/64832-00-006	New Construction	G	10/30/2014	2/27/2019	0.00	0.00	5,046,085.00	5,046,085.00	349,136,943.55	N/A	Yes
VENTURA	OXNARD ELEMENTARY	57/72538-00-026	Modernization	G	11/13/2014	2/27/2019	0.00	0.00	1,097,886.00	1,097,886.00	350,234,829.55	N/A	No
VENTURA	OXNARD ELEMENTARY	50/72538-00-011	New Construction	G	11/14/2014	2/27/2019	0.00	0.00	9,680,523.00	9,680,523.00	359,915,352.55	N/A	No
GLENN	PLAZA ELEMENTARY	50/62638-00-002	New Construction	D	12/3/2014	2/27/2019	129,287.00	0.00	129,383.00	258,670.00	360,174,022.55	N/A	Yes
TULARE	LIBERTY ELEMENTARY	50/71985-00-003	New Construction	D	12/3/2014	2/27/2019	676,272.00	0.00	749,181.00	1,425,453.00	361,599,475.55	N/A	Yes
TULARE	VISALIA UNIFIED	50/72256-00-028	New Construction	G	12/3/2014	2/27/2019	0.00	0.00	5,721,022.00	5,721,022.00	367,320,497.55	N/A	No
TULARE	VISALIA UNIFIED	57/72256-00-021	Modernization	G	12/3/2014	2/27/2019	0.00	0.00	711,314.00	711,314.00	368,031,811.55	N/A	No
SAN JOAQUIN	TRACY JOINT UNIFIED	54/75499-00-003	Charter	G	7/13/2018	2/27/2019	0.00	0.00	2,486,180.40	2,486,180.40	370,517,991.95	N/A	Yes
SAN JOAQUIN	TRACY JOINT UNIFIED	54/75499-00-004	Charter	G	7/13/2018	2/27/2019	0.00	0.00	2,365,810.30	2,365,810.30	372,883,802.25	N/A	Yes
RIVERSIDE	LAKE ELSINORE UNIFIED	50/75176-00-020	New Construction	L	8/23/2011	3/27/2019	0.00	0.00	1,962.00	1,962.00	372,885,764.25	N/A	No
FRESNO	CENTRAL UNIFIED	50/73965-00-018	New Construction	G	10/31/2014	3/27/2019	0.00	0.00	41,273,291.00	41,273,291.00	414,159,055.25	N/A	No
MARIN	MILL VALLEY ELEMENTARY	57/65391-00-009	Modernization	G	12/5/2014	3/27/2019	0.00	0.00	1,727,462.00	1,727,462.00	415,886,517.25	N/A	No
FRESNO	CLOVIS UNIFIED	57/62117-00-046	Modernization	G	12/23/2014	3/27/2019	0.00	0.00	3,207,308.00	3,207,308.00	419,093,825.25	N/A	No
SAN FRANCISCO	SAN FRANCISCO UNIFIED	57/68478-00-052	Modernization	G	12/23/2014	3/27/2019	0.00	0.00	2,418,650.00	2,418,650.00	421,512,475.25	N/A	No
SAN FRANCISCO	SAN FRANCISCO UNIFIED	57/68478-00-053	Modernization	G	12/23/2014	3/27/2019	0.00	0.00	4,617,773.00	4,617,773.00	426,130,248.25	N/A	No
MONTEREY	MONTEREY COUNTY OFFICE OF EDUCATION	50/10272-00-011	New Construction	G	12/30/2014	3/27/2019	3,776,117.00	0.00	3,951,786.00	7,727,903.00	433,858,151.25	N/A	No
BUTTE	MANZANITA ELEMENTARY	57/61499-00-001	Modernization	G	12/30/2014	3/27/2019	706,127.00	0.00	1,464,265.00	2,170,392.00	436,028,543.25	N/A	No
ORANGE	IRVINE UNIFIED	50/73650-00-021	New Construction	G	1/8/2015	3/27/2019	\$0.00	0.00	\$123,022,919.00	123,022,919.00	559,051,462.25	N/A	No
Total							17,511,721.86	13,381,178.45	528,158,561.94	559,051,462.25			

*This Unfunded List (Lack of AB 55 Loans) includes \$27.5 million for 25 projects for Charter School Facilities Program Preliminary Apportionments for Design and Site Funding.

Unfunded Charter Preliminary
As of March 27, 2019 SAB

County	School District	Application Number	Program	Approval	Received Date	SAB Date	Financial Hardship Apportionment	Loan	State Share	Total Apportionment	Prop. 47	Prop. 55	Prop. 1D	Prop. 51	
Unfunded Charter PA's															
ALAMEDA	OAKLAND UNIFIED	54/61259-00-004	Charter	P	5/30/2014	11/25/2014	0.00	5,499,728.10	5,499,728.10	10,999,456.20	0.00	10,999,456.20	0.00	0.00	
BUTTE	CHICO UNIFIED	54/61424-00-005	Charter	P	4/1/2014	4/15/2015	0.00	249,318.00	249,318.00	498,636.00	0.00	0.00	498,636.00	0.00	
SONOMA	SANTA ROSA HIGH	54/70920-00-004	Charter	P	4/1/2014	4/15/2015	0.00	4,603,432.50	4,603,432.50	9,206,865.00	0.00	0.00	9,206,865.00	0.00	
SONOMA	SANTA ROSA HIGH	54/70920-00-003	Charter	P	4/3/2014	4/15/2015	0.00	319,127.40	319,127.40	638,254.80	0.00	0.00	638,254.80	0.00	
SANTA CLARA	ALUM ROCK UNION ELEMENTARY	54/69369-00-002	Charter	P	5/30/2014	4/15/2015	0.00	3,963,237.30	3,963,237.30	7,926,474.60	0.00	0.00	7,926,474.60	0.00	
ALAMEDA	OAKLAND UNIFIED	54/61259-13-002	Charter	P	5/28/2014	5/27/2015	0.00	2,916,055.40	2,916,055.40	5,832,110.80	0.00	0.00	5,832,110.80	0.00	
ALAMEDA	OAKLAND UNIFIED	54/61259-13-002	Charter	P	5/28/2014	8/26/2015	0.00	8,558,059.50	8,558,059.50	17,116,119.00	0.00	0.00	17,116,119.00	0.00	
SANTA CLARA	ALUM ROCK UNION ELEMENTARY	54/69369-00-003	Charter	P	5/30/2014	12/9/2015	0.00	231,079.95	231,079.95	462,159.90	0.00	10,660.00	451,499.90	0.00	
SAN DIEGO	SAN DIEGO UNIFIED	54/68338-00-003	Charter	P	5/18/2017	1/24/2018	0.00	0.00	5,223,938.40	5,223,938.40	0.00	0.00	0.00	5,223,938.40	
SAN DIEGO	SAN DIEGO UNIFIED	54/68338-00-005	Charter	P	5/18/2017	1/24/2018	0.00	0.00	1,852,054.20	1,852,054.20	0.00	0.00	1,852,054.20	0.00	
ALAMEDA	OAKLAND UNIFIED	54/61259-09-008	Charter	P	5/26/2017	1/24/2018	0.00	1,109,148.30	1,109,148.30	2,218,296.60	0.00	0.00	2,218,296.60	0.00	
ALAMEDA	OAKLAND UNIFIED	54/61259-09-009	Charter	P	5/26/2017	1/24/2018	0.00	11,544,660.00	11,544,660.00	23,089,320.00	0.00	0.00	23,089,320.00	0.00	
SANTA BARBARA	LOMPOC UNIFIED	54/69229-00-001	Charter	P	6/1/2017	1/24/2018	0.00	135,120.30	331,062.30	466,182.60	0.00	0.00	466,182.60	0.00	
SAN DIEGO	SAN DIEGO UNIFIED	54/68338-00-006	Charter	P	6/2/2017	1/24/2018	0.00	0.00	23,036,581.80	23,036,581.80	0.00	0.00	23,036,581.80	0.00	
SAN DIEGO	SAN DIEGO UNIFIED	54/68338-00-007	Charter	P	6/2/2017	1/24/2018	0.00	0.00	11,742,390.90	11,742,390.90	0.00	0.00	11,742,390.90	0.00	
ALAMEDA	OAKLAND UNIFIED	54/61259-00-006	Charter	P	6/5/2017	1/24/2018	0.00	9,842,314.50	9,842,314.50	19,684,629.00	0.00	0.00	19,684,629.00	0.00	
ALAMEDA	OAKLAND UNIFIED	54/61259-09-006	Charter	P	6/5/2017	1/24/2018	0.00	2,139,365.70	2,139,365.70	4,278,731.40	0.00	0.00	4,278,731.40	0.00	
ALAMEDA	OAKLAND UNIFIED	54/61259-09-007	Charter	P	6/5/2017	1/24/2018	0.00	4,610,634.30	4,610,634.30	9,221,268.60	0.00	0.00	9,221,268.60	0.00	
ALAMEDA	OAKLAND UNIFIED	54/61259-09-010	Charter	P	6/5/2017	1/24/2018	0.00	1,801,854.90	1,801,854.90	3,603,709.80	0.00	0.00	3,603,709.80	0.00	
ALAMEDA	OAKLAND UNIFIED	54/61259-09-011	Charter	P	6/5/2017	1/24/2018	0.00	19,352,563.20	19,352,563.20	38,705,126.40	0.00	0.00	38,705,126.40	0.00	
ALAMEDA	OAKLAND UNIFIED	54/61259-13-005	Charter	P	6/5/2017	1/24/2018	0.00	626,722.20	626,722.20	1,253,444.40	0.00	0.00	1,253,444.40	0.00	
ALAMEDA	OAKLAND UNIFIED	54/61259-13-006	Charter	P	6/5/2017	1/24/2018	0.00	3,037,278.60	3,037,278.60	6,074,557.20	0.00	0.00	6,074,557.20	0.00	
CONTRA COSTA	WEST CONTRA COSTA UNIFIED	54/61796-04-001	Charter	P	6/5/2017	1/24/2018	0.00	6,658,852.50	6,658,852.50	13,317,705.00	0.00	0.00	13,317,705.00	0.00	
CONTRA COSTA	WEST CONTRA COSTA UNIFIED	54/61796-04-002	Charter	P	6/5/2017	1/24/2018	0.00	5,037,607.80	5,037,607.80	10,075,215.60	0.00	0.00	10,075,215.60	0.00	
MARIPOSA	MARIPOSA COUNTY UNIFIED	54/65532-00-001	Charter	P	6/5/2017	1/24/2018	0.00	0.00	1,092,709.80	1,092,709.80	0.00	0.00	1,092,709.80	0.00	
SACRAMENTO	SAN JUAN UNIFIED	54/67447-00-005	Charter	P	6/5/2017	1/24/2018	0.00	0.00	5,974,846.20	5,974,846.20	0.00	0.00	5,974,846.20	0.00	
TULARE	VISALIA UNIFIED	54/72256-00-001	Charter	P	6/5/2017	1/24/2018	0.00	3,378,707.10	3,378,707.10	6,757,414.20	0.00	0.00	6,757,414.20	0.00	
TULARE	VISALIA UNIFIED	54/72256-00-002	Charter	P	6/5/2017	1/24/2018	0.00	5,195,620.80	5,195,620.80	10,391,241.60	0.00	0.00	10,391,241.60	0.00	
TULARE	VISALIA UNIFIED	54/72256-00-003	Charter	P	6/5/2017	1/24/2018	0.00	2,169,537.30	2,169,537.30	4,339,074.60	0.00	0.00	4,339,074.60	0.00	
TULARE	VISALIA UNIFIED	54/72256-00-004	Charter	P	6/5/2017	1/24/2018	0.00	753,290.10	753,290.10	1,506,580.20	0.00	0.00	1,506,580.20	0.00	
SOLANO	VALLEJO CITY UNIFIED	54/70581-00-006	Charter	P	5/22/2016	2/28/2018	0.00	13,277,356.90	13,277,356.90	26,554,713.80	590,900.00	2,315,550.00	12,651,864.00	10,996,399.80	
SOLANO	VALLEJO CITY UNIFIED	54/70581-00-007	Charter	P	5/22/2016	2/28/2018	0.00	452,842.20	452,842.20	905,684.40	0.00	0.00	905,684.40	0.00	
SAN DIEGO	SAN DIEGO UNIFIED	54/68338-00-004	Charter	P	5/18/2017	2/28/2018	0.00	0.00	5,649,357.60	5,649,357.60	0.00	0.00	5,649,357.60	0.00	
ALAMEDA	OAKLAND UNIFIED	54/61259-12-005	Charter	P	5/26/2017	2/28/2018	0.00	1,673,397.00	1,673,397.00	3,346,794.00	0.00	0.00	3,346,794.00	0.00	
ALAMEDA	OAKLAND UNIFIED	54/61259-12-006	Charter	P	5/26/2017	2/28/2018	0.00	1,701,603.00	1,701,603.00	3,403,206.00	0.00	0.00	3,403,206.00	0.00	
SACRAMENTO	NATOMAS UNIFIED	54/75283-00-008	Charter	P	5/26/2017	2/28/2018	0.00	0.00	2,573,846.10	2,573,846.10	0.00	0.00	2,573,846.10	0.00	
LOS ANGELES	LOS ANGELES UNIFIED	54/64733-00-101	Charter	P	6/2/2017	2/28/2018	0.00	13,850,962.20	13,850,962.20	27,701,924.40	0.00	0.00	27,701,924.40	0.00	
ALAMEDA	OAKLAND UNIFIED	54/61259-00-011	Charter	P	6/2/2017	2/28/2018	0.00	9,184,988.70	9,184,988.70	18,369,977.40	0.00	0.00	18,369,977.40	0.00	
SAN DIEGO	SAN DIEGO UNIFIED	54/68338-00-008	Charter	P	6/2/2017	2/28/2018	0.00	0.00	15,156,028.80	15,156,028.80	0.00	0.00	15,156,028.80	0.00	
SANTA CLARA	MORGAN HILL UNIFIED	54/69583-00-002	Charter	P	6/5/2017	2/28/2018	0.00	6,209,740.80	6,209,740.80	12,419,481.60	0.00	0.00	12,419,481.60	0.00	
SAN DIEGO	CAJON VALLEY UNION ELEMENTARY	54/67991-00-002	Charter	P	6/5/2017	2/28/2018	0.00	2,365,949.70	2,365,949.70	4,731,899.40	0.00	0.00	4,731,899.40	0.00	
SAN DIEGO	CAJON VALLEY UNION ELEMENTARY	54/67991-00-003	Charter	P	6/5/2017	2/28/2018	0.00	1,567,601.10	1,567,601.10	3,135,202.20	0.00	0.00	3,135,202.20	0.00	
SANTA CLARA	EAST SIDE UNION HIGH	54/69427-00-005	Charter	P	6/5/2017	2/28/2018	0.00	13,973,119.20	13,973,119.20	27,946,238.40	0.00	0.00	27,946,238.40	0.00	
SANTA CLARA	EAST SIDE UNION HIGH	54/69427-00-006	Charter	P	6/5/2017	2/28/2018	0.00	246,867.30	246,867.30	493,734.60	0.00	0.00	493,734.60	0.00	
SAN DIEGO	CAJON VALLEY UNION ELEMENTARY	54/67991-00-001	Charter	P	6/5/2017	2/28/2018	0.00	4,381,450.20	4,381,450.20	8,762,900.40	0.00	0.00	8,762,900.40	0.00	
ALAMEDA	OAKLAND UNIFIED	54/61259-00-010	Charter	P	6/5/2017	2/28/2018	0.00	10,227,982.50	10,227,982.50	20,455,965.00	0.00	0.00	20,455,965.00	0.00	
SACRAMENTO	SAN JUAN UNIFIED	54/67447-00-006	Charter	P	6/5/2017	2/28/2018	0.00	0.00	5,701,526.10	5,701,526.10	0.00	0.00	5,701,526.10	0.00	
ALAMEDA	OAKLAND UNIFIED	54/61259-13-003	Charter	P	6/5/2017	2/28/2018	0.00	1,103,925.60	1,103,925.60	2,207,851.20	0.00	0.00	2,207,851.20	0.00	
ALAMEDA	OAKLAND UNIFIED	54/61259-13-004	Charter	P	6/5/2017	2/28/2018	0.00	1,176,715.80	1,176,715.80	2,353,431.60	0.00	0.00	2,353,431.60	0.00	
SAN BERNARDINO	SAN BERNARDINO CITY UNIFIED	54/67876-00-004	Charter	P	6/5/2017	2/28/2018	0.00	2,064,591.00	2,064,591.00	4,129,182.00	0.00	0.00	4,129,182.00	0.00	
SACRAMENTO	SACRAMENTO CITY UNIFIED	54/67439-00-007	Charter	P	6/5/2017	2/28/2018	0.00	5,049,542.70	5,049,542.70	10,099,085.40	0.00	0.00	10,099,085.40	0.00	
SACRAMENTO	SACRAMENTO CITY UNIFIED	54/67439-00-008	Charter	P	6/5/2017	2/28/2018	0.00	6,288,725.20	6,288,725.20	12,577,450.40	0.00	0.00	12,577,450.40	0.00	
SOLANO	VALLEJO CITY UNIFIED	54/70581-00-004	Charter	P	5/22/2017	05/23/2018	0.00	200,755.80	200,755.80	401,511.60	401,511.60	0.00	0.00	0.00	
SOLANO	VALLEJO CITY UNIFIED	54/70581-00-005	Charter	P	5/22/2017	05/23/2018	0.00	8,001,594.70	8,001,594.70	16,003,189.40	2,076,164.03	6,036,845.61	7,820,113.01	70,066.75	
LOS ANGELES	LOS ANGELES UNIFIED	54/64733-00-102	Charter	P	6/1/2017	05/23/2018	0.00	5,109,828.80	5,109,828.80	10,219,657.60	0.00	0.00	10,219,657.60	0.00	
SAN JOAQUIN	TRACY JOINT UNIFIED	54/75499-00-005	Charter	P	6/5/2017	05/23/2018	0.00	0.00	2,341,304.10	2,341,304.10	900,000.00	839,855.10	601,449.00	0.00	
ALAMEDA	HAYWARD UNIFIED	54/61192-02-003	Charter	P	6/5/2017	10/24/2018	0.00	7,006,307.40	7,006,307.40	14,012,614.80	0.00	0.00	14,012,614.80	0.00	
ALAMEDA	HAYWARD UNIFIED	54/61192-02-004	Charter	P	6/5/2017	10/24/2018	0.00	4,550,241.60	4,550,241.60	9,100,483.20	0.00	0.00	9,100,483.20	0.00	
ALAMEDA	SAN LORENZO UNIFIED	54/61309-00-003	Charter	P	6/5/2017	12/11/2018	0.00	7,608,998.60	7,608,998.60	15,217,997.20	0.00	0.00	15,217,997.20	0.00	
SACRAMENTO	SAN JUAN UNIFIED	54/67447-00-007	Charter	P	6/5/2017	12/11/2018	0.00	0.00	3,855,763.80	3,855,7					

INFORMATION ITEM

SCHOOL FACILITY PROGRAM OFFICE OF PUBLIC SCHOOL CONSTRUCTION FUNDING WORKLOAD LISTING (Applications Received Through March 31, 2019)

The New Construction and Modernization projects on this list represent completed applications awaiting the Office of Public School Construction processing and scheduling to the State Allocation Board.

This list includes future workload that is identified as:

- Pending reflects workload that has been processed by the OPSC but awaiting further information/documentation from the district.
- Reviewing reflects currently being processed by the OPSC.

Pursuant to SFP Regulation Section 1859.95.1, this list also includes applications that were received, but not reviewed by the Office of Public School Construction (OPSC). This list is presented to the State Allocation Board for acknowledgement.

This list is also available on the Internet and is updated on the first and third Fridays of each month.

www.dgs.ca.gov/opsc

SFP APPLICATIONS
New Construction and Charter School Facilities Program
- Workload as of March 31, 2019 -

District	County	Site Name	Application Number	OPSC Date Received	Estimated State Grant (a)	Financial Hardship (b)	Notification Occurred**
Ross Valley	Marin	White Hill Middle	50/75002-00-002	10/28/13	\$ 3,231,322	\$ -	12/4/2017
Island Union Elementary	Kings	Island Elementary	50/63933-00-001	04/24/14	\$ 5,935,897	\$ 5,935,897	
Irvine Unified	Orange	Northwood High (Culinary Arts)	50/73650-00-024	07/22/15	\$ 453,283	\$ -	2/4/2019
Irvine Unified	Orange	Creekside High (Culinary Arts)	50/73650-00-025	07/22/15	\$ 499,337	\$ -	2/4/2019
Sequoia Union High	San Mateo	Menlo-Atherton High	50/69062-01-006	07/29/15	\$ 2,396,850	\$ -	2/4/2019
Alisal Union	Monterey	Bardin Elementary	50/65961-00-009	07/30/15	\$ 1,072,281	\$ 1,072,281	2/4/2019
Solano County Office of Education	Solano	Armijo High	50/10488-00-029	08/03/15	\$ 971,682	\$ 971,682	2/4/2019
Palm Springs Unified	Riverside	Cielo Vista Charter	50/67173-00-004	08/03/15	\$ 964,455	\$ -	2/4/2019
Oxnard Union High	Ventura	Rancho Campana High	50/72546-00-001	08/03/15	\$ 19,776,228	\$ -	2/4/2019
San Marcos Unified	San Diego	Double Peak	50/73791-00-015	08/03/15	\$ 34,823,016	\$ -	2/4/2019
Irvine Unified	Orange	Jeffrey Trail Middle	50/73650-00-026	08/05/15	\$ 1,149,226	\$ -	2/4/2019
Irvine Unified	Orange	Cypress Village Elementary	50/73650-00-027	08/05/15	\$ 1,300,562	\$ -	2/4/2019
Santa Maria Joint Union High	Santa Barbara	Santa Maria High	50/69310-00-005	08/06/15	\$ 1,396,468	\$ -	2/4/2019
Downey Unified	Los Angeles	Warren High	50/64451-00-012	08/12/15	\$ 904,943	\$ -	2/4/2019
Fresno Unified	Fresno	Baird Middle	50/62166-00-030	08/17/15	\$ 1,600,107	\$ -	2/4/2019
Merced City Elementary	Merced	Charles Wright Elementary	50/65771-00-017	08/17/15	\$ 189,225	\$ -	2/4/2019
Merced City Elementary	Merced	John Muir Elementary	50/65771-00-018	08/17/15	\$ 400,829	\$ -	2/4/2019
Merced City Elementary	Merced	Burbank Elementary	50/65771-00-019	08/17/15	\$ 378,450	\$ -	2/4/2019
Merced City Elementary	Merced	Rivera Elementary	50/65771-00-020	08/17/15	\$ 5,328,632	\$ -	2/4/2019
Sanger Unified	Fresno	Sanger High	50/62414-00-015	08/19/15	\$ 978,373	\$ -	2/4/2019
Brawley Elementary	Imperial	Barbara Worth Junior High	50/63073-00-001	08/25/15	\$ 2,012,933	\$ -	2/4/2019
Larkspur Elementary	Marin	The Cove	50/65367-00-001	08/28/15	\$ 1,545,351	\$ -	2/4/2019
Dehesa	San Diego	Dehesa Elementary	50/68049-00-001	08/31/15	\$ 2,450,571	\$ -	2/4/2019
Fremont Unified	Alameda	Azeveda (Joseph) Elementary	50/61176-00-005	09/18/15	\$ 1,352,221	\$ -	2/4/2019
Fremont Unified	Alameda	Mattos (John G.) Elementary	50/61176-00-006	09/18/15	\$ 1,391,882	\$ -	2/4/2019
Santa Maria Joint Union High	Santa Barbara	Pioneer Valley High	50/69310-00-006	09/18/15	\$ 3,300,368	\$ -	2/4/2019
Clovis Unified	Fresno	Temperance Clinton Elementary	50/62117-00-021	09/22/15	\$ 11,554,700	\$ -	2/4/2019
Newport-Mesa Unified	Orange	Newport Harbor High	50/66597-00-019	09/22/15	\$ 2,006,783	\$ -	2/4/2019
Victor Elementary	San Bernardino	Arrowhead Elementary	50/67918-00-010	09/28/15	\$ 8,890,173	\$ -	2/4/2019
Grossmont Union High	San Diego	Monte Vista High	50/68130-12-007	10/01/15	\$ 2,497,982	\$ -	2/4/2019
Riverdale Joint Unified	Fresno	Riverdale High	50/75408-00-001	10/01/15	\$ 1,916,025	\$ -	2/4/2019
Sanger Unified	Fresno	Madison Elementary	50/62414-00-016	10/05/15	\$ 1,117,400	\$ -	2/4/2019
Ventura County Office Of Education	Ventura	Gateway Community	50/10561-00-004	10/09/15	\$ 621,901	\$ 621,901	2/4/2019
Shiloh Elementary	Stanislaus	Shiloh Elementary	50/71274-00-001	10/19/15	\$ 2,637,229	\$ 2,637,229	2/4/2019
Fremont Unified	Alameda	Irvington High	50/61176-00-007	10/29/15	\$ 4,926,653	\$ -	2/4/2019
Grossmont Union High	San Diego	Valhala High	50/68130-12-008	10/29/15	\$ 3,858,896	\$ -	2/4/2019
Chico Unified	Butte	Marsh (Harry M.) Junior High	50/61424-00-004	10/30/15	\$ 1,359,460	\$ -	2/4/2019
Chico Unified	Butte	Marsh (Harry M.) Junior High	50/61424-00-005	10/30/15	\$ 779,623	\$ -	2/4/2019
Chico Unified	Butte	Chico Junior High	50/61424-00-006	10/30/15	\$ 1,349,660	\$ -	2/4/2019
Salinas Union High	Monterey	New High #5	50/66159-00-006	10/30/15	\$ 29,477,632	\$ -	2/4/2019
Palm Springs Unified	Riverside	Raymond Cree Middle	50/67173-00-005	10/30/15	\$ 2,932,202	\$ -	2/4/2019
Elk Grove Unified	Sacramento	Anatolia II Elementary	50/67314-00-045	10/30/15	\$ 11,103,115	\$ -	2/4/2019
Orange County Office of Education	Orange	Community School #9	50/10306-00-019	11/02/15	\$ 8,467,056	\$ 8,467,056	2/4/2019
Grossmont Union High	San Diego	Granite Hills High	50/68130-12-009	11/02/15	\$ 2,051,438	\$ -	2/4/2019
Centinela Valley Union High	Los Angeles	Lawndale High	50/64352-00-005	11/13/15	\$ 4,589,460	\$ -	2/4/2019
Sundale Union Elementary	Tulare	Sundale Elementary	50/72173-00-006	11/20/15	\$ 655,814	\$ 655,814	2/4/2019
Oak Valley Union Elementary	Tulare	Oak Valley Elementary	50/72017-00-005	12/01/15	\$ 154,982	\$ 154,982	2/4/2019
Rocklin Unified	Placer	Granite Oaks Middle	50/75085-00-013	12/29/15	\$ 3,481,565	\$ -	2/4/2019

SFP APPLICATIONS
New Construction and Charter School Facilities Program
- Workload as of March 31, 2019 -

District	County	Site Name	Application Number	OPSC Date Received	Estimated State Grant (a)	Financial Hardship (b)	Notification Occurred**
Roseville City Elementary	Placer	W-70 Elementary	50/66910-00-014	01/27/16	\$ 9,632,057	\$ -	2/4/2019
Raisin City Elementary	Fresno	Raisin City Elementary	50/62380-00-001	03/10/16	\$ 3,535,707	\$ 3,535,707	2/4/2019
Visalia Unified	Tulare	New Visalia Middle	50/72256-00-029	03/29/16	\$ 15,096,058	\$ -	2/4/2019
Porterville Unified	Tulare	Bellevue Elementary	50/75523-00-007	03/29/16	\$ 3,236,061	\$ -	2/4/2019
Sequoia Union High	San Mateo	Sequoia High	50/69062-00-014	04/05/16	\$ 453,283	\$ -	2/4/2019
Sequoia Union High	San Mateo	Carlmont High	50/69062-00-015	04/06/16	\$ 5,162,761	\$ -	2/4/2019
Clay Joint Elementary	Fresno	Clay Elementary	50/62109-00-002	04/11/16	\$ 28,870	\$ 28,870	2/4/2019
Natomas Unified	Sacramento	Natomas Star Academy Charter	50/75283-00-015	04/12/16	\$ 8,792,567	\$ -	2/4/2019
San Ramon Valley Unified	Contra Costa	Dougherty Valley High	50/61804-00-041	04/14/16	\$ 4,048,034	\$ -	2/4/2019
Sanger Unified	Fresno	John Wash	50/62414-00-017	04/25/16	\$ 2,221,535	\$ -	2/4/2019
Downey Unified	Los Angeles	Warren High	50/64451-00-013	04/25/16	\$ 1,390,932	\$ -	2/4/2019
San Ramon Valley Unified	Contra Costa	Bella Vista Elementary	50/61804-00-040	05/06/16	\$ 10,890,387	\$ -	2/4/2019
Chaffey Joint Union High	San Bernardino	Chaffey High	50/67652-00-020	05/12/16	\$ 13,256,842	\$ -	2/4/2019
Irvine Unified	Orange	Portola Springs Elementary	50/73650-00-028	06/01/16	\$ 1,421,676	\$ -	2/4/2019
Santa Rita Union Elementary	Monterey	Kantro K-8 Site	50/66191-00-008	06/02/16	\$ 1,110,400	\$ 1,110,400	2/4/2019
Santa Rita Union Elementary	Monterey	Sbrana K-5 Site	50/66191-00-009	06/02/16	\$ 721,760	\$ 721,760	2/4/2019
Sequoia Union High	San Mateo	Sequoia High	50/69062-00-016	06/28/16	\$ 6,806,310	\$ -	2/4/2019
Santa Rita Union Elementary	Monterey	Bolsa Knolls Middle	50/66191-00-010	07/01/16	\$ 1,806,969	\$ 1,806,969	2/4/2019
Sequoia Union High	San Mateo	Menlo-Atherton High	50/69062-01-007	07/14/16	\$ 5,589,541	\$ -	2/4/2019
Alisal Union	Monterey	Frank Paul Elementary	50/65961-00-010	07/18/16	\$ 3,651,342	\$ -	2/4/2019
Atwater Elementary	Merced	Thomas Olaeta Elementary	50/65631-00-003	07/22/16	\$ 294,744	\$ -	2/4/2019
Atwater Elementary	Merced	Shaffer Elementary	50/65631-00-004	07/22/16	\$ 315,430	\$ -	2/4/2019
Elk Grove Unified	Sacramento	Laguna Ridge North Elementary	50/67314-00-046	07/22/16	\$ 14,169,483	\$ -	2/4/2019
Bonsall Unified	San Diego	Norman L. Sullivan Middle	50/76851-00-001	07/22/16	\$ 3,649,982	\$ -	2/4/2019
William S. Hart Union High	Los Angeles	Canyon High	50/65136-00-011	07/25/16	\$ 2,169,718	\$ -	2/4/2019
Fresno Unified	Fresno	Figarden Elementary	50/62166-00-031	07/27/16	\$ 5,565,448	\$ -	2/4/2019
Irvine Unified	Orange	Cypress Village Elementary	50/73650-00-029	08/01/16	\$ 876,147	\$ -	2/4/2019
Irvine Unified	Orange	PA 5B Elementary	50/73650-00-030	08/01/16	\$ 49,184,798	\$ -	2/4/2019
Temple City Unified	Los Angeles	Temple City High	50/65052-00-003	08/02/16	\$ 4,985,620	\$ -	2/4/2019
Palm Springs Unified	Riverside	Katherine Finchy Elementary	50/67173-00-006	08/03/16	\$ 419,780	\$ -	2/4/2019
Palm Springs Unified	Riverside	Landau Elementary	50/67173-00-007	08/03/16	\$ 1,735,747	\$ -	2/4/2019
Palm Springs Unified	Riverside	Rio Vista Elementary	50/67173-00-008	08/03/16	\$ 319,070	\$ -	2/4/2019
Palm Springs Unified	Riverside	Sunny Sands Elementary	50/67173-00-009	08/03/16	\$ 773,042	\$ -	2/4/2019
Palm Springs Unified	Riverside	Cabot Yerxa Elementary	50/67173-00-010	08/03/16	\$ 356,574	\$ -	2/4/2019
Palm Springs Unified	Riverside	Cathedral City Elementary	50/67173-00-011	08/03/16	\$ 695,316	\$ -	2/4/2019
Palm Springs Unified	Riverside	Bella Vista Elementary	50/67173-00-012	08/03/16	\$ 531,104	\$ -	2/4/2019
Perris Elementary	Riverside	Clearwater Elementary	50/67199-00-012	08/05/16	\$ 13,608,405	\$ -	2/4/2019
Bakersfield City Elementary	Kern	Voorhies Elementary	50/63321-00-030	08/11/16	\$ 3,229,377	\$ -	2/4/2019
Azusa Unified	Los Angeles	Ellington (Alice M.) Elementary	50/64279-00-001	08/11/16	\$ 70,113	\$ -	2/4/2019
Fairfield-Suisun Unified	Solano	Public Safety Academy	50/70540-00-026	08/11/16	\$ 1,885,017	\$ -	2/4/2019
Palm Springs Unified	Riverside	Two Bunch Palms Elementary	50/67173-00-013	08/12/16	\$ 334,328	\$ -	3/5/2019
Panama-Buena Vista Union	Kern	Sing Lum Elementary	50/63362-00-040	08/15/16	\$ 8,988,375	\$ -	3/5/2019
Etiwanda Elementary	San Bernardino	Elementary #13	50/67702-00-015	08/15/16	\$ 15,179,007	\$ -	3/5/2019
Guadalupe Union Elementary	Santa Barbara	New Middle	50/69203-00-001	08/15/16	\$ 9,470,146	\$ 9,470,146	3/5/2019
Natomas Unified	Sacramento	Bannon Creek Elementary	50/75283-00-016	08/16/16	\$ 5,341,955	\$ -	3/5/2019
Burlingame	San Mateo	Burlingame Intermediate	50/68882-00-003	08/18/16	\$ 4,337,469	\$ -	3/5/2019
Burlingame	San Mateo	Hoover Elementary	50/68882-00-004	08/18/16	\$ 5,995,695	\$ -	3/5/2019
Riverside Unified	Riverside	Riverside STEM Academy	50/67215-00-026	08/24/16	\$ 452,717	\$ -	3/5/2019

SFP APPLICATIONS
New Construction and Charter School Facilities Program
- Workload as of March 31, 2019 -

District	County	Site Name	Application Number	OPSC Date Received	Estimated State Grant (a)	Financial Hardship (b)	Notification Occurred**
Riverside Unified	Riverside	Jefferson Elementary	50/67215-00-027	08/24/16	\$ 311,237	\$ -	3/5/2019
Riverside Unified	Riverside	Castle View Elementary	50/67215-00-028	08/24/16	\$ 311,237	\$ -	3/5/2019
Fremont Unified	Alameda	Warm Springs Elementary	50/61176-00-008	08/29/16	\$ 4,143,412	\$ -	3/5/2019
Liberty Union High	Contra Costa	Liberty High	50/61721-00-006	09/14/16	\$ 2,748,797	\$ -	3/5/2019
Whittier City Elementary	Los Angeles	Wallen L. Andrews Elementary	50/65110-00-009	09/15/16	\$ 2,325,066	\$ -	3/5/2019
Whittier City Elementary	Los Angeles	Phelan (Daniel) Elementary	50/65110-00-010	09/16/16	\$ 680,996	\$ -	3/5/2019
Kerman Unified	Fresno	Kerman Middle	50/73999-00-008	09/21/16	\$ 296,785	\$ -	3/5/2019
Madera Unified	Madera	New K-6 Elementary	50/65243-00-010	09/29/16	\$ 11,445,005	\$ -	3/5/2019
Capistrano Unified	Orange	San Clemente High	50/66464-00-020	10/25/16	\$ 8,592,144	\$ -	3/5/2019
Capistrano Unified	Orange	San Juan Hills High	50/66464-00-021	10/25/16	\$ 8,115,189	\$ -	3/5/2019
Pioneer Union Elementary	Kings	Pioneer Elementary	50/63990-00-003	10/26/16	\$ 4,337,647	\$ -	4/2/2019
Merced City Elementary	Merced	Peterson Elementary	50/65771-00-021	10/26/16	\$ 713,510	\$ -	4/2/2019
Bayshore Elementary	San Mateo	Bayshore Elementary	50/68858-00-001	10/26/16	\$ 2,660,831	\$ 2,660,831	4/2/2019
Los Banos Unified	Merced	Merced Springs Elementary	50/65755-00-010	10/27/16	\$ 4,733,373	\$ -	4/2/2019
Chaffey Joint Union High	San Bernardino	Rancho Cucamonga High	50/67652-00-021	10/27/16	\$ 1,619,213	\$ -	4/2/2019
Fresno Unified	Fresno	Turner Elementary	50/62166-00-032	10/28/16	\$ 2,681,414	\$ -	4/2/2019
Sanger Unified	Fresno	Sanger Academy Charter	50/62414-00-018	10/28/16	\$ 1,519,111	\$ -	4/2/2019
Manteca Unified	San Joaquin	Shasta Elementary	50/68593-00-024	10/28/16	\$ 2,210,445	\$ -	4/2/2019
Manteca Unified	San Joaquin	Lathrop Elementary	50/68593-00-025	10/28/16	\$ 2,782,724	\$ -	4/2/2019
Manteca Unified	San Joaquin	Sequoia Elementary	50/68593-00-026	10/28/16	\$ 2,302,306	\$ -	4/2/2019
Central Union High	Imperial	Phoenix Rising High	50/63115-00-001	10/31/16	\$ 469,996	\$ -	4/2/2019
Heber Elementary	Imperial	Dogwood Elementary	50/63131-00-005	10/31/16	\$ 1,938,209	\$ 1,938,209	4/2/2019
Sequoia Union High	San Mateo	Menlo-Atherton High	50/69062-00-017	10/31/16	\$ 3,032,044	\$ -	4/2/2019
Windsor Unified	Sonoma	Windsor Oaks Academy	50/75358-00-016	10/31/16	\$ 2,167,755	\$ -	4/2/2019
Dinuba Unified	Tulare	New High	50/75531-00-006	10/31/16	\$ 5,179,575	\$ 5,179,575	4/2/2019
Lancaster Elementary	Los Angeles	Endeavour Middle	50/64667-00-010	11/01/16	\$ 1,402,297	\$ -	4/2/2019
Tipton Elementary	Tulare	Tipton Elementary	50/72215-00-002	11/22/16	\$ 2,548,113	\$ 2,548,113	
Long Beach Unified	Los Angeles	Browning High	50/64725-00-019	12/12/16	\$ 14,094,276	\$ -	
Santa Maria-Bonita	Santa Barbara	Ida Redmond Taylor Elementary	50/69120-00-020	12/19/16	\$ 1,732,224	\$ -	
Santa Maria-Bonita	Santa Barbara	Liberty Elementary	50/69120-00-021	12/19/16	\$ 1,732,224	\$ -	
William S. Hart Union High	Los Angeles	Castaic High	50/65136-00-012	12/29/16	\$ 64,405,723	\$ -	
Folsom-Cordova Unified	Sacramento	Sundahl (Carl H.) Elementary	50/67330-21-009	01/06/17	\$ 6,088,796	\$ -	
Greenfield Union Elementary	Monterey	Apple Avenue Elementary	50/66035-00-002	01/07/17	\$ 2,345,428	\$ 2,345,428	
Corcoran Joint Unified	Kings	John Muir Middle	50/63891-00-001	01/13/17	\$ 750,830	\$ -	
Natomas Unified	Sacramento	Westlake K-8 Charter	50/75283-00-017	01/13/17	\$ 17,136,100	\$ -	
Perris Union High	Riverside	High School #4	50/67207-00-010	01/19/17	\$ 51,487,315	\$ -	
Pacific Elementary	Santa Cruz	Pacific Elementary	50/69781-00-001	01/20/17	\$ 111,040	\$ 111,040	
Pacific Elementary	Santa Cruz	Pacific Elementary	50/69781-00-002	01/20/17	\$ 111,040	\$ 111,040	
Arvin Union Elementary	Kern	Sierra Vista Elementary	50/63313-00-003	01/26/17	\$ 3,734,020	\$ -	
Visalia Unified	Tulare	Riverway Elementary	50/72256-00-030	01/26/17	\$ 11,114,715	\$ -	
Natomas Unified	Sacramento	Heron Elementary	50/75283-00-018	02/03/17	\$ 3,124,919	\$ -	
Natomas Unified	Sacramento	Discovery High	50/75283-00-019	02/03/17	\$ 518,124	\$ -	
Pomona Unified	Los Angeles	Philadelphia Elementary	50/64907-00-032	02/06/17	\$ 2,330,783	\$ -	
Corcoran Joint Unified	Kings	Mark Twain Elementary	50/63891-00-002	02/07/17	\$ 1,327,950	\$ -	
Los Molinos Unified	Tehama	Los Molinos Elementary	50/71571-00-001	02/07/17	\$ 553,824	\$ 553,824	
Stockton Unified	San Joaquin	El Dorado Elementary	50/68676-04-002	02/09/17	\$ 423,811	\$ -	
Sequoia Union Elementary	Tulare	Sequoia Elementary	50/72116-00-002	02/24/17	\$ 427,885	\$ 427,885	
Jurupa Unified	Riverside	New K-8 School #5	50/67090-00-012	03/07/17	\$ 15,507,131	\$ -	

SFP APPLICATIONS
New Construction and Charter School Facilities Program
- Workload as of March 31, 2019 -

District	County	Site Name	Application Number	OPSC Date Received	Estimated State Grant (a)	Financial Hardship (b)	Notification Occurred**
William S. Hart Union High	Los Angeles	Saugus High	50/65136-00-013	03/10/17	\$ 1,505,563	\$ -	
Buena Vista Elementary	Tulare	Buena Vista Elementary	50/71829-00-003	03/15/17	\$ 2,966,043	\$ 2,966,043	
Capistrano Unified	Orange	Esencia K-8	50/66464-00-022	03/22/17	\$ 35,047,431	\$ -	
Scotts Valley Unified	Santa Cruz	Scotts Valley Middle	50/75432-00-001	04/20/17	\$ 5,317,001	\$ -	
Downey Unified	Los Angeles	Stauffer Middle	50/64451-00-014	04/21/17	\$ 2,784,640	\$ -	
Elk Grove Unified	Sacramento	East Franklin Elementary	50/67314-00-047	04/24/17	\$ 14,783,137	\$ -	
Chula Vista Elementary	San Diego	Saburo Muraoka Elementary	50/68023-00-012	04/26/17	\$ 17,912,631	\$ -	
Capistrano Unified	Orange	Tesoro High	50/66464-00-023	05/05/17	\$ 7,841,392	\$ -	
Brittan Elementary	Sutter	Brittan Elementary	50/71357-00-002	05/05/17	\$ 4,097,432	\$ 4,097,432	
Downey Unified	Los Angeles	Stauffer Middle	50/64451-00-015	05/08/17	\$ 2,332,553	\$ -	
Kern High	Kern	Foothill High	50/63529-00-009	05/17/17	\$ 968,944	\$ -	
Los Angeles Unified	Los Angeles	Rise Kohyang Middle	54/64733-00-103	05/30/17	\$ 13,500,000	\$ -	
Lammersville Joint Unified	San Joaquin	Peter Hansen Elementary	50/76760-00-007	06/07/17	\$ 11,873,345	\$ -	
Ackerman Elementary	Placer	Bowman Elementary	50/66761-00-003	06/16/17	\$ 1,068,193	\$ -	
Standard Elementary	Kern	Standard Middle	50/63792-00-002	06/22/17	\$ 2,065,579	\$ -	
Farmersville Unified	Tulare	Farmersville High	50/75325-00-008	06/23/17	\$ 1,926,790	\$ 1,926,790	
Imperial Unified	Imperial	Cross Elementary	50/63164-00-006	07/03/17	\$ 11,889,879	\$ -	
Palm Springs Unified	Riverside	Agua Caliente Elementary	50/67173-00-014	07/06/17	\$ 4,873,871	\$ -	
Pierce Joint Unified	Colusa	Pierce High	50/61614-00-004	07/07/17	\$ 1,480,857	\$ -	
Jurupa Unified	Riverside	Sunnyslope Elementary	50/67090-00-013	07/12/17	\$ 2,722,065	\$ -	
Oxnard Elementary	Ventura	Lemonwood Elementary	50/72538-00-013	07/19/17	\$ 12,225,183	\$ -	
Sacramento County Office of Education	Sacramento	New Community School	50/10348-00-003	07/25/17	\$ 404,846	\$ 404,846	
Dublin Unified	Alameda	Dougherty Elementary	50/75093-00-011	07/28/17	\$ 1,998,741	\$ -	
Poway Unified	San Diego	Stone Ranch Elementary	50/68296-00-022	08/01/17	\$ 6,508,805	\$ -	
Riverside Unified	Riverside	John F. Kennedy Elementary	50/67215-00-029	08/02/17	\$ 315,887	\$ -	
Riverside Unified	Riverside	Emerson Elementary	50/67215-00-030	08/02/17	\$ 315,887	\$ -	
Chawanakee Unified	Madera	Hillside Elementary	50/75606-00-002	08/02/17	\$ 12,565,858	\$ -	
Menifee Union Elementary	Riverside	Elementary School #10	50/67116-00-014	08/03/17	\$ 14,544,346	\$ -	
Sequoia Union High	San Mateo	Redwood High	50/69062-00-018	08/03/17	\$ 2,218,255	\$ -	
Irvine Unified	Orange	Portola Springs Elementary	50/73650-00-031	08/03/17	\$ 948,994	\$ -	
Dublin Unified	Alameda	Cottonwood Creek Elementary	50/75093-00-012	08/07/17	\$ 22,789,083	\$ -	
Corona-Norco Unified	Riverside	Augustine Ramirez Intermediate	50/67033-00-040	08/08/17	\$ 1,009,935	\$ -	
William S. Hart Union High	Los Angeles	Placerita Junior High	50/65136-00-014	08/09/17	\$ 2,890,803	\$ -	
Alisal Union	Monterey	Fremont Elementary	50/65961-00-011	08/10/17	\$ 7,231,447	\$ -	
Hesperia Unified	San Bernardino	Maple Elementary	50/75044-00-035	08/10/17	\$ 648,182	\$ -	
Murrieta Valley Unified	Riverside	Vista Murrieta High	50/75200-00-024	08/11/17	\$ 5,794,403	\$ -	
Porterville Unified	Tulare	Porterville High	50/75523-00-008	08/11/17	\$ 906,565	\$ -	
Porterville Unified	Tulare	Monache High	50/75523-00-009	08/11/17	\$ 2,525,778	\$ -	
Lamont Elementary	Kern	Myrtle Avenue Elementary	50/63560-00-001	08/14/17	\$ 248,990	\$ -	
Western Placer Unified	Placer	Lincoln High	50/66951-00-009	08/14/17	\$ 2,965,340	\$ -	
Sanger Unified	Fresno	Ronald W. Reagan Elementary	50/62414-00-019	08/15/17	\$ 576,555	\$ -	
Sanger Unified	Fresno	Sequoia Elementary	50/62414-00-020	08/15/17	\$ 972,351	\$ -	
Sanger Unified	Fresno	Washington Academic Middle	50/62414-00-021	08/15/17	\$ 83,348	\$ -	
Bakersfield City Elementary	Kern	Voorhies Elementary	50/63321-00-031	08/15/17	\$ 1,330,267	\$ -	
Escondido Union Elementary	San Diego	Mission Middle	50/68098-00-007	08/15/17	\$ 3,500,559	\$ -	
Old Adobe Union Elementary	Sonoma	Loma Vista Immersion Academy	50/70847-00-003	08/15/17	\$ 1,363,324	\$ -	
Natomas Unified	Sacramento	Natomas Park Elementary	50/75283-00-020	08/15/17	\$ 3,086,656	\$ -	
Martinez Unified	Contra Costa	Alhambra Senior High	50/61739-00-003	08/16/17	\$ 2,742,337	\$ -	

SFP APPLICATIONS
New Construction and Charter School Facilities Program
- Workload as of March 31, 2019 -

District	County	Site Name	Application Number	OPSC Date Received	Estimated State Grant (a)	Financial Hardship (b)	Notification Occurred**
Escondido Union	San Diego	Quantum Academy	50/68098-00-008	08/16/17	\$ 1,410,545	\$ -	
Fremont Unified	Alameda	Brookvale Elementary	50/61176-00-009	08/17/17	\$ 2,518,817	\$ -	
Fremont Unified	Alameda	Patterson Elementary	50/61176-00-010	08/17/17	\$ 2,526,392	\$ -	
Alameda City Unified	Alameda	Frank Otis Elementary	50/61119-00-001	08/18/17	\$ 2,195,724	\$ -	
McCabe Union Elementary	Imperial	Corfman Middle	50/63180-00-004	08/18/17	\$ 706,996	\$ -	
Natomas Unified	Sacramento	Natomas Pacific Pathways Prep Middle	50/75283-00-021	08/18/17	\$ 3,948,395	\$ -	
Jurupa Unified	Riverside	New K-8 School #5	50/67090-00-014	08/23/17	\$ 3,581,554	\$ -	
Placer Union High	Placer	Del Oro High	50/66894-00-006	08/24/17	\$ 14,245,259	\$ -	
Cutler-Orosi Joint Unified	Tulare	Orosi High	50/71860-00-006	08/24/17	\$ 3,431,530	\$ -	
Irvine Unified	Orange	Rancho San Joaquin Middle	50/73650-00-032	08/24/17	\$ 10,223,148	\$ 10,223,148	
Merced City Elementary	Merced	Ada Givens Elementary	50/65771-00-022	08/25/17	\$ 1,205,026	\$ -	
Sacramento City Unified	Sacramento	Kit Carson Middle	50/67439-00-004	08/30/17	\$ 1,970,132	\$ -	
Capay Joint Union Elementary	Glenn	Capay Joint Union Elementary	50/62554-00-001	09/01/17	\$ 2,070,382	\$ 2,070,382	
Palo Verde Union Elementary	Tulare	Palo Verde Elementary	50/72033-00-004	09/01/17	\$ 61,069	\$ 61,069	
Irvine Unified	Orange	Heritage Field K-8	50/73650-00-033	09/06/17	\$ 41,372,337	\$ -	
Bakersfield City Elementary	Kern	Stella Hills Elementary	50/63321-00-032	09/14/17	\$ 3,229,025	\$ -	
Bakersfield City Elementary	Kern	Evergreen Elementary	50/63321-00-033	09/15/17	\$ 1,457,130	\$ -	
Weaver Union	Merced	Weaver Middle	50/65862-00-002	09/15/17	\$ 4,595,737	\$ -	
Heber Elementary	Imperial	Heber Elementary	50/63131-00-007	09/18/17	\$ 3,014,314	\$ -	
Raymond-Knowles Union Elementary	Madera	Raymond-Knowles Elementary	50/65276-00-001	09/19/17	\$ 197,883	\$ 197,883	
Burbank Unified	Los Angeles	Bret Harte Elementary	50/64337-00-003	09/21/17	\$ 630,828	\$ -	
Saugus Union	Los Angeles	West Creek Academy	50/64998-00-019	09/27/17	\$ 3,699,651	\$ -	
Maple Elementary	Kern	Maple Elementary	50/63610-00-002	09/29/17	\$ 1,023,481	\$ 1,023,481	
Banta Elementary	San Joaquin	Banta Elementary	50/68486-00-003	09/29/17	\$ 196,978	\$ 196,978	
Hanford Elementary	Kings	Monroe Elementary	50/63917-00-003	10/03/17	\$ 448,984	\$ -	
Greenfield Union Elementary	Monterey	Mary Chapa Literacy and Technology Academy	50/66035-00-003	10/03/17	\$ 749,769	\$ 749,769	
Antelope Elementary	Tehama	Antelope Elementary	50/71472-00-001	10/06/17	\$ 38,695	\$ -	
Antelope Elementary	Tehama	Antelope Elementary	50/71472-00-002	10/06/17	\$ 38,695	\$ -	
Antelope Elementary	Tehama	Antelope Elementary	50/71472-00-003	10/06/17	\$ 38,695	\$ -	
Antelope Elementary	Tehama	Antelope Elementary	50/71472-00-004	10/06/17	\$ 218,001	\$ -	
Palo Alto Unified	Santa Clara	Henry M. Gunn High	50/69641-00-003	10/11/17	\$ 3,238,427	\$ -	
Milpitas Unified	Santa Clara	Mabel Mattos Elementary	50/73387-00-001	10/12/17	\$ 16,845,997	\$ -	
Firebaugh-Las Deltas Joint Unified	Fresno	Arthur E. Mills Intermediate	50/73809-00-005	10/12/17	\$ 397,254	\$ -	
Panama-Buena Vista Union	Kern	Dolores S. Whitley Elementary	50/63362-00-041	10/16/17	\$ 12,071,259	\$ -	
Folsom-Cordova Unified	Sacramento	Sutter Middle	50/67330-21-010	10/16/17	\$ 6,584,059	\$ -	
Folsom-Cordova Unified	Sacramento	Oak Chan Elementary	50/67330-21-011	10/16/17	\$ 8,445,042	\$ -	
Lancaster Elementary	Los Angeles	Linda Verde Elementary	50/64667-00-011	10/17/17	\$ 1,115,805	\$ -	
Southern Humboldt Joint Unified	Humboldt	South Fork Junior - Senior High	50/63040-00-001	10/18/17	\$ 1,360,522	\$ -	
Southern Humboldt Joint Unified	Humboldt	Redway Elementary	50/63040-00-002	10/18/17	\$ 896,296	\$ -	
Greenfield Union Elementary	Monterey	Apple Avenue Elementary	50/66035-00-002	10/19/17	\$ 9,381,712	\$ 9,381,712	
Central Unified	Fresno	Hahn Phan Tilley	50/73965-00-019	10/23/17	\$ 11,679,644	\$ -	
Hollister Elementary	San Benito	Santana Ranch Elementary TK-8	50/67470-00-003	10/26/17	\$ 2,061,901	\$ 2,061,901	
Santa Paula Unified	Ventura	East Area 1	50/76828-00-001	10/27/17	\$ 24,572,839	\$ -	
Fremont Unified	Alameda	Lila Bringham Elementary	50/61176-00-011	10/31/17	\$ 32,667,294	\$ -	
San Benito High	San Benito	San Benito High	50/67538-00-002	10/31/17	\$ 5,002,975	\$ -	
San Marcos Unified	San Diego	Alvin M Dunn Elementary	50/73791-00-016	10/31/17	\$ 8,926,096	\$ -	
Dinuba Unified	Tulare	New High	50/75531-00-007	10/31/17	\$ 1,195,768	\$ 1,195,768	
Wisburn Unified	Los Angeles	Wisburn High	50/76869-00-001	10/31/17	\$ 963,069	\$ -	

SFP APPLICATIONS
New Construction and Charter School Facilities Program
- Workload as of March 31, 2019 -

District	County	Site Name	Application Number	OPSC Date Received	Estimated State Grant (a)	Financial Hardship (b)	Notification Occurred**
San Marcos Unified	San Diego	Alvin M Dunn Elementary	50/73791-00-017	11/03/17	\$ 433,316	\$ -	
Oxnard Elementary	Ventura	Thurgood Marshall Elementary	50/72538-00-014	11/13/17	\$ 4,113,728	\$ -	
Lammersville Joint Unified	San Joaquin	Mountain House High	50/76760-00-008	11/29/17	\$ 4,515,588	\$ -	
Millville Elementary	Shasta	Millville Elementary	50/70052-00-002	12/04/17	\$ 387,910	\$ 387,910	
Hollister Elementary	San Benito	Sunnyslope Elementary	50/67470-00-004	12/07/17	\$ 5,060,372	\$ -	
Wasco Union Elementary	Kern	Teresa Burke Elementary	50/63842-00-004	12/11/17	\$ 926,805	\$ -	
Ceres Unified	Stanislaus	Central Valley High	50/71043-00-034	12/14/17	\$ 2,348,896	\$ -	
Beaumont Unified	Riverside	Starlight Elementary	50/66993-00-019	12/19/17	\$ 13,448,499	\$ -	
Kerman Unified	Fresno	Kerman High	50/73999-00-009	12/19/17	\$ 8,430,953	\$ -	
Santa Maria Joint Union High	Santa Barbara	Ernest Righetti High	50/69310-00-007	12/21/17	\$ 16,425,817	\$ -	
Irvine Unified	Orange	Stone Creek Elementary	50/73650-00-034	12/26/17	\$ 681,602	\$ -	
Fremont Unified	Alameda	American High	50/61176-00-012	01/02/18	\$ 8,941,241	\$ -	
Merced City Elementary	Merced	Franklin Elementary	50/65771-00-023	01/04/18	\$ 1,254,719	\$ -	
Butteville Union Elementary	Siskiyou	Butteville Elementary	50/70201-00-002	01/08/18	\$ 794,536	\$ -	
Menifee Union Elementary	Riverside	Elementary #14	50/67116-00-015	01/10/18	\$ 13,764,919	\$ -	
Rio Elementary	Ventura	Rio Steam K-8	50/72561-00-006	01/12/18	\$ 12,743,164	\$ -	
Redondo Beach Unified	Los Angeles	Redondo Union High	50/75341-00-001	01/16/18	\$ 2,646,278	\$ -	
San Ramon Valley Unified	Contra Costa	Stone Valley Middle	50/61804-00-042	01/17/18	\$ 2,259,928	\$ -	
Monson-Sultana Joint Union Elementary	Tulare	Monson-Sultana Elementary	50/72009-00-002	01/22/18	\$ 189,699	\$ 189,699	
Escondido Union	San Diego	Central Elementary	50/68098-00-009	01/23/18	\$ 3,704,661	\$ -	
Fairfield-Suisun Unified	Solano	Public Safety Academy	50/70540-00-027	01/25/18	\$ 4,803,198	\$ -	
Irvine Unified	Orange	Creekside High	50/73650-00-035	01/25/18	\$ 1,579,717	\$ -	
Irvine Unified	Orange	Sierra Vista Middle	50/73650-00-036	01/25/18	\$ 1,572,100	\$ -	
Irvine Unified	Orange	South Lake Middle	50/73650-00-037	01/25/18	\$ 870,227	\$ -	
Southern Kern Unified	Kern	Hamilton Elementary	50/63776-00-002	02/13/18	\$ 11,736,558	\$ 11,736,558	
West Park Elementary	Fresno	West Park Elementary	50/62539-00-001	02/15/18	\$ 528,065	\$ 528,065	
Beaumont Unified	Riverside	Beaumont Senior High	50/66993-00-020	02/20/18	\$ 965,901	\$ -	
Carpinteria Unified	Santa Barbara	Carpinteria Family	50/69146-00-002	02/27/18	\$ 1,382,615	\$ -	
Carpinteria Unified	Santa Barbara	Canalino Elementary	50/69146-00-003	02/27/18	\$ 1,252,982	\$ -	
Irvine Unified	Orange	Eastshore Elementary	50/73650-00-038	03/02/18	\$ 835,854	\$ -	
Irvine Unified	Orange	Venado Middle	50/73650-00-039	03/02/18	\$ 2,231,969	\$ -	
Corona-Norco Unified	Riverside	John Adams Elementary	50/67033-00-041	03/06/18	\$ 3,086,390	\$ -	
Roseville Joint Union High	Placer	New High School #6	50/66928-00-008	03/12/18	\$ 26,629,500	\$ -	
Tulare City	Tulare	Alpine Vista Elementary	50/72231-00-005	03/13/18	\$ 3,969,972	\$ -	
Gerber Union Elementary	Tehama	Gerber Elementary	50/71548-00-001	03/15/18	\$ 468,016	\$ 468,016	
Newman-Crows Landing Unified	Stanislaus	Hurd Barrington Elementary	50/73601-00-005	03/16/18	\$ 578,350	\$ -	
Snowline Joint Unified	San Bernardino	New Elementary	50/73957-00-016	03/19/18	\$ 1,850,720	\$ 1,850,720	
Snowline Joint Unified	San Bernardino	New Elementary	50/73957-00-017	03/19/18	\$ 84,062	\$ 84,062	
Snowline Joint Unified	San Bernardino	New Elementary	50/73957-00-018	03/19/18	\$ 84,062	\$ 84,062	
San Jacinto Unified	Riverside	New Middle School	50/67249-00-017	03/21/18	\$ 25,322,444	\$ -	
Irvine Unified	Orange	Loma Ridge Elementary	50/73650-00-040	03/21/18	\$ 33,872,655	\$ -	
Livingston Union	Merced	Campus Park Elementary	50/65748-00-003	03/28/18	\$ 2,247,743	\$ -	
Livingston Union	Merced	Selma Herndon Elementary	50/65748-00-004	03/28/18	\$ 1,101,192	\$ -	
Livingston Union	Merced	Yamato Colony Elementary	50/65748-00-005	03/28/18	\$ 774,268	\$ -	
Victor Elementary	San Bernardino	Elementary School #20	50/67918-00-011	03/30/18	\$ 10,935,579	\$ -	
Madera Unified	Madera	Matilda Torres High	50/65243-00-011	04/03/18	\$ 36,161,659	\$ -	
San Jose Unified	Santa Clara	San Jose High	50/69666-00-001	04/06/18	\$ 471,583	\$ -	
Corona-Norco Unified	Riverside	Lincoln Alternative Elementary	50/67033-00-042	04/10/18	\$ 1,641,187	\$ -	

SFP APPLICATIONS
New Construction and Charter School Facilities Program
- Workload as of March 31, 2019 -

District	County	Site Name	Application Number	OPSC Date Received	Estimated State Grant (a)	Financial Hardship (b)	Notification Occurred**
Irvine Unified	Orange	Rancho San Joaquin Middle	50/73650-00-041	04/11/18	\$ 1,108,967	\$ -	
Coalinga-Huron Unified	Fresno	Huron Elementary	50/62125-00-005	04/13/18	\$ 3,166,987	\$ -	
Coalinga-Huron Unified	Fresno	Henry F Bishop Elementary	50/62125-00-006	04/13/18	\$ 2,601,786	\$ -	
Coalinga-Huron Unified	Fresno	Nell Dawson Elementary	50/62125-00-007	04/13/18	\$ 3,397,140	\$ -	
Coalinga-Huron Unified	Fresno	Huron Middle	50/62125-00-008	04/13/18	\$ 3,304,410	\$ -	
Santa Maria Joint Union High	Santa Barbara	Ag Ed & Career Tech Center	50/69310-00-008	04/17/18	\$ 4,547,024	\$ -	
San Marcos Unified	San Diego	San Marcos Middle	50/73791-00-018	04/17/18	\$ 9,500,378	\$ -	
Clay Joint Elementary	Fresno	Clay Elementary	50/62109-00-003	04/19/18	\$ 1,422,476	\$ 1,422,476	
Buckeye Union Elementary	El Dorado	Charter Montessori Valley View Campus	50/61838-00-008	04/23/18	\$ 2,289,961	\$ -	
Oxnard	Ventura	Elm Street Elementary	50/72538-00-015	04/30/18	\$ 8,595,811	\$ -	
Oakley Union Elementary	Contra Costa	Summer Lake Elementary	50/61762-00-011	05/03/18	\$ 11,345,343	\$ 11,345,343	
Centinela Valley Union High	Los Angeles	Lawndale High	50/64352-00-006	05/04/18	\$ 5,840,880	\$ -	
Sutter Union High	Sutter	Sutter High	50/71449-00-003	05/08/18	\$ 6,127,663	\$ 6,127,663	
Sanger Unified	Fresno	Sanger Educational Complex	50/62414-00-022	05/11/18	\$ 24,284,563	\$ -	
Wasco Union Elementary	Kern	Palm Avenue Elementary	50/63842-00-005	05/21/18	\$ 1,363,433	\$ 1,363,433	
Visalia Unified	Tulare	Denton Elementary	50/72256-00-031	05/21/18	\$ 9,966,124	\$ -	
Jurupa Unified	Riverside	Glen Avon Elementary	50/67090-00-015	05/22/18	\$ 914,157	\$ -	
San Dieguito Union High	San Diego	Pacific Trails Middle	50/68346-00-005	05/29/18	\$ 6,239,976	\$ -	
Bakersfield City	Kern	Noble Elementary	50/63321-00-034	05/31/18	\$ 1,584,750	\$ -	
Konocti Unified	Lake	Lower Lake High	50/64022-00-001	05/31/18	\$ 478,657	\$ -	
Kern High	Kern	Independence High	50/63529-00-010	06/05/18	\$ 9,406,276	\$ -	
Caruthers Unified	Fresno	Caruthers Elementary	50/75598-00-001	06/05/18	\$ 1,702,182	\$ -	
Brea-Olinda Unified	Orange	Olinda Elementary	50/66449-00-002	06/08/18	\$ 867,837	\$ -	
Woodland Joint Unified	Yolo	Spring Lake Elementary	50/72710-00-006	06/08/18	\$ 4,633,025	\$ -	
Corona-Norco Unified	Riverside	Norco Elementary	50/67033-00-043	06/12/18	\$ 1,937,594	\$ -	
Riverdale Joint Unified	Fresno	Riverdale Elementary	50/75408-00-002	06/14/18	\$ 1,719,374	\$ -	
Fairfield-Suisun Unified	Solano	Grange Middle	50/70540-00-028	06/18/18	\$ 2,732,268	\$ -	
Walnut Valley Unified	Los Angeles	Quail Summit Elementary	50/73460-00-010	06/20/18	\$ 324,226	\$ -	
Lemoore Union High	Kings	Lemoore High	50/63982-00-002	06/22/18	\$ 1,221,650	\$ -	
Tulare Joint Union High	Tulare	Tulare Western High	50/72249-00-003	06/22/18	\$ 602,300	\$ -	
San Marcos Unified	San Diego	La Costa Meadows Elementary	50/73791-00-019	06/25/18	\$ 1,622,639	\$ -	
San Marcos Unified	San Diego	La Costa Meadows Elementary	50/73791-00-020	06/25/18	\$ 981,918	\$ -	
Dinuba Unified	Tulare	New High	50/75531-00-006	06/27/18	\$ 48,607,132	\$ 48,607,132	
Bakersfield City	Kern	Leo G Pauly Elementary	50/63321-00-035	06/28/18	\$ 1,464,460	\$ -	
Bakersfield City	Kern	Leo G Pauly Elementary	50/63321-00-036	06/28/18	\$ 1,692,826	\$ -	
Western Placer Unified	Placer	Glen Edwards Middle	50/66951-00-010	06/29/18	\$ 4,168,288	\$ -	
Fowler Unified	Fresno	Fowler High	50/62158-00-002	07/05/18	\$ 1,662,406	\$ -	
Guadalupe Union Elementary	Santa Barbara	Kermit McKenzie Junior High	50/69203-00-002	07/06/18	\$ 1,692,026	\$ -	
Irvine Unified	Orange	Cypress Village Elementary	50/73650-00-042	07/06/18	\$ 1,394,110	\$ -	
Irvine Unified	Orange	Woodbridge High	50/73650-00-043	07/06/18	\$ 3,041,419	\$ -	
Bakersfield City	Kern	Hort Elementary	50/63321-00-037	07/10/18	\$ 2,574,301	\$ -	
Bakersfield City	Kern	Bessie E Owens Intermediate	50/63321-00-038	07/12/18	\$ 1,416,427	\$ -	
Bakersfield City	Kern	Evergreen Elementary	50/63321-00-039	07/13/18	\$ 1,381,396	\$ -	
Merced City Elementary	Merced	Rudolph Rivera Elementary	50/65771-00-024	07/13/18	\$ 744,286	\$ -	
Imperial County Office of Education	Imperial	La Paloma Elementary	50/10132-01-005	07/16/18	\$ 117,011	\$ 117,011	
Imperial County Office of Education	Imperial	Cross Elementary	50/10132-02-002	07/16/18	\$ 234,022	\$ 234,022	
Imperial County Office of Education	Imperial	Calexico High	50/10132-03-006	07/16/18	\$ 234,022	\$ 234,022	
Imperial County Office of Education	Imperial	La Victoria Elementary	50/10132-03-007	07/16/18	\$ 351,032	\$ 351,032	

SFP APPLICATIONS
New Construction and Charter School Facilities Program
- Workload as of March 31, 2019 -

District	County	Site Name	Application Number	OPSC Date Received	Estimated State Grant (a)	Financial Hardship (b)	Notification Occurred**
Imperial County Office of Education	Imperial	De Anza 9th Grade Academy	50/10132-03-008	07/16/18	\$ 351,032	\$ 351,032	
Fairfield-Suisun Unified	Solano	Fairview Elementary	50/70540-00-029	07/16/18	\$ 2,577,077	\$ -	
Liberty Elementary	Tulare	Liberty Elementary	50/71985-00-004	07/16/18	\$ 3,015,213	\$ -	
Gustine Unified	Merced	Gustine High	50/73619-00-006	07/16/18	\$ 2,092,598	\$ 2,092,598	
Hanford Elementary	Kings	Martin Luther King Jr Elementary	50/63917-00-004	07/19/18	\$ 2,798,162	\$ -	
Sequoia Union High	San Mateo	TIDE Academy	50/69062-01-009	07/19/18	\$ 17,996,168	\$ -	
Oxnard	Ventura	Emilie Ritche Elementary	50/72538-00-016	07/19/18	\$ 808,227	\$ -	
Oxnard	Ventura	Norman R Brekke Elementary	50/72538-00-017	07/19/18	\$ 645,848	\$ -	
Oxnard	Ventura	Christa McAuliffe Elementary	50/72538-00-018	07/19/18	\$ 863,865	\$ -	
Lucia Mar Unified	San Luis Obispo	Oceano Elementary	50/68759-00-008	07/25/18	\$ 3,960,355	\$ -	
Gustine Unified	Merced	Romero Elementary	50/73619-00-007	07/26/18	\$ 1,420,047	\$ 1,420,047	
Ripon Unified	San Joaquin	Colony Oak Elementary	50/68650-00-007	07/27/18	\$ 8,081,016	\$ -	
Oxnard	Ventura	Lemonwood Elementary	50/72538-00-019	07/27/18	\$ 1,937,447	\$ -	
Oxnard	Ventura	Elm Street Elementary	50/72538-00-020	07/27/18	\$ 832,824	\$ -	
Oxnard	Ventura	Thurgood Marshall Elementary	50/72538-00-021	07/27/18	\$ 957,376	\$ -	
Oxnard	Ventura	McKinna Elementary	50/72538-00-022	07/27/18	\$ 10,247,550	\$ -	
Oxnard	Ventura	McKinna Elementary	50/72538-00-023	07/27/18	\$ 960,061	\$ -	
Kern High	Kern	Frontier High	50/63529-00-011	07/30/18	\$ 4,390,293	\$ -	
Oxnard	Ventura	Ramona Elementary	50/72538-00-024	07/30/18	\$ 660,882	\$ -	
Irvine Unified	Orange	Springbrook Elementary	50/73650-00-044	07/30/18	\$ 1,626,156	\$ -	
Konocti Unified	Lake	Lower Lake Elementary	50/64022-00-002	08/06/18	\$ 350,352	\$ -	
Redlands Unified	San Bernardino	Mission Elementary	50/67843-00-009	08/06/18	\$ 532,726	\$ -	
Clovis Unified	Fresno	Reagan Elementary	50/62117-00-022	08/07/18	\$ 440,947	\$ -	
Clovis Unified	Fresno	Reyburn Intermediate	50/62117-00-023	08/07/18	\$ 441,108	\$ -	
Clovis Unified	Fresno	James S Fugman Elementary	50/62117-00-024	08/07/18	\$ 254,782	\$ -	
Atwater Elementary	Merced	Peggy Heller Elementary	50/65631-00-005	08/07/18	\$ 2,312,887	\$ -	
Tustin Unified	Orange	Robert Heideman Elementary	50/73643-00-022	08/07/18	\$ 1,447,625	\$ -	
Los Banos Unified	Merced	Pacheco High	50/65755-00-011	08/08/18	\$ 1,492,303	\$ -	
Southern Kern Unified	Kern	Tropico Middle	50/63776-00-004	08/09/18	\$ 11,870,062	\$ 11,870,062	
Los Banos Unified	Merced	Volta Elementary	50/65755-00-012	08/09/18	\$ 1,076,430	\$ -	
Pajaro Valley Unified	Santa Cruz	Aptos Junior High	50/69799-00-009	08/09/18	\$ 2,254,552	\$ -	
Pajaro Valley Unified	Santa Cruz	Valencia Elementary	50/69799-00-010	08/09/18	\$ 1,457,285	\$ -	
Chico Unified	Butte	Neal Dow Elementary	50/61424-00-007	08/10/18	\$ 1,589,066	\$ -	
Chico Unified	Butte	Marigold Elementary	50/61424-00-008	08/10/18	\$ 656,036	\$ -	
Chico Unified	Butte	Loma Vista	50/61424-00-009	08/10/18	\$ 667,338	\$ -	
Chico Unified	Butte	Shasta Elementary	50/61424-00-010	08/10/18	\$ 1,691,974	\$ -	
Albany City Unified	Alameda	Albany Middle	50/61127-00-003	08/13/18	\$ 4,492,118	\$ -	
Bakersfield City	Kern	New Elementary	50/63321-00-040	08/15/18	\$ 14,612,348	\$ 14,612,348	
Roberts Ferry Union Elementary	Stanislaus	Roberts Ferry Union Elementary	50/71233-00-002	08/15/18	\$ 537,066	\$ 537,066	
Monson-Sultana Joint Union Elementary	Tulare	Monson-Sultana Elementary	50/72009-00-003	08/15/18	\$ 1,324,540	\$ 1,324,540	
Willows Unified	Glenn	Murdock Elementary	50/62661-00-001	08/17/18	\$ 1,303,978	\$ -	
Centinela Valley Union High	Los Angeles	Hawthorne High	50/64352-00-007	08/17/18	\$ 1,122,890	\$ -	
Anaheim Union High	Orange	Dale Junior High	50/66431-05-002	08/17/18	\$ 2,491,096	\$ -	
Anaheim Union High	Orange	Oxford Academy	50/66431-05-003	08/17/18	\$ 1,470,799	\$ -	
Corona-Norco Unified	Riverside	Dr Bernice Jameson Todd Academy	50/67033-00-044	08/17/18	\$ 5,996,385	\$ -	
Templeton Unified	San Luis Obispo	Templeton High	50/68841-00-002	08/17/18	\$ 3,406,620	\$ -	
Gustine Unified	Merced	Gustine Middle	50/73619-00-008	08/17/18	\$ 1,458,100	\$ 1,458,100	
Gustine Unified	Merced	Gustine Elementary	50/73619-00-009	08/17/18	\$ 1,433,571	\$ 1,433,571	

SFP APPLICATIONS
New Construction and Charter School Facilities Program
- Workload as of March 31, 2019 -

District	County	Site Name	Application Number	OPSC Date Received	Estimated State Grant (a)	Financial Hardship (b)	Notification Occurred**
Irvine Unified	Orange	Canyon View Elementary	50/73650-00-045	08/17/18	\$ 932,595	\$ -	
Yuba County Office of Education	Yuba	Virginia School	50/10587-00-004	08/22/18	\$ 613,950	\$ 613,950	
Yuba County Office of Education	Yuba	Virginia School	50/10587-00-005	08/22/18	\$ 382,468	\$ 382,468	
Corona-Norco Unified	Riverside	Rondo Elementary	50/67033-00-045	08/22/18	\$ 16,832,543	\$ -	
San Dieguito Union High	San Diego	San Dieguito High Academy	50/68346-00-006***	08/23/18	\$ 6,836,372	\$ -	
Rocklin Unified	Placer	Elementary #12	50/75085-00-014***	08/23/18	\$ 16,135,519	\$ -	
San Carlos Elementary	San Mateo	San Carlos Charter Learning Center	50/69021-00-001***	08/24/18	\$ 5,939,528	\$ -	
Irvine Unified	Orange	Meadow Park Elementary	50/73650-00-046***	08/24/18	\$ 1,149,109	\$ -	
Irvine Unified	Orange	Brywood Elementary	50/73650-00-047***	08/24/18	\$ 1,094,082	\$ -	
Roseville City Elementary	Placer	Riego Creek Elementary	50/66910-00-015***	08/29/18	\$ 13,101,726	\$ -	
Tahoe-Truckee Unified	Placer	Kings Beach Elementary	50/66944-00-006***	08/29/18	\$ 1,810,817	\$ -	
Tahoe-Truckee Unified	Placer	Tahoe Truckee High	50/66944-00-007***	08/29/18	\$ 7,839,397	\$ -	
Tahoe-Truckee Unified	Placer	Donner Trail Elementary	50/66944-00-008***	08/29/18	\$ 564,411	\$ -	
Los Angeles Unified	Los Angeles	Castlebay Lane Elementary	50/64733-00-144***	08/30/18	\$ 2,539,262	\$ -	
Los Angeles Unified	Los Angeles	Latona Avenue Elementary	50/64733-00-145***	08/30/18	\$ 2,758,524	\$ -	
Los Angeles Unified	Los Angeles	Porter Ranch Community	50/64733-00-146***	08/30/18	\$ 3,054,672	\$ -	
Los Angeles Unified	Los Angeles	Normont Elementary	50/64733-00-147***	08/30/18	\$ 2,467,384	\$ -	
Los Angeles Unified	Los Angeles	Multnomah Street Elementary	50/64733-34-001***	08/30/18	\$ 2,490,317	\$ -	
Galt Joint Union High	Sacramento	Galt High	50/67355-00-006***	09/04/18	\$ 2,262,821	\$ -	
Los Angeles Unified	Los Angeles	Berendo Middle	50/64733-00-148***	09/05/18	\$ 2,756,321	\$ -	
Sacramento County Office of Education	Sacramento	New Community School	50/10348-00-004***	09/06/18	\$ 675,200	\$ 675,200	
Robla Elementary	Sacramento	Main Avenue Elementary	50/67421-00-001***	09/06/18	\$ 2,737,939	\$ -	
Robla Elementary	Sacramento	Main Avenue Elementary	50/67421-00-002***	09/06/18	\$ 1,707,611	\$ -	
Jacoby Creek Elementary	Humboldt	Jacoby Creek	50/62893-00-001***	09/07/18	\$ 347,010	\$ 347,010	
Tulare Joint Union High	Tulare	Tulare Union High	50/72249-00-004***	09/07/18	\$ 3,358,975	\$ -	
Stockton Unified	San Joaquin	Kennedy Elementary	50/68676-01-003***	09/10/18	\$ 6,750,094	\$ -	
Sanger Unified	Fresno	Ronald W Reagan Elementary	50/62414-00-023***	09/12/18	\$ 429,395	\$ -	
Brawley Elementary	Imperial	La Paloma	50/63073-00-002***	09/12/18	\$ 12,914,632	\$ -	
Los Angeles Unified	Los Angeles	Porter Ranch Community	50/64733-00-149***	09/12/18	\$ 3,478,337	\$ -	
Oakland Unified	Alameda	Lazear Charter Academy	54/61259-00-004	11/16/18	\$ 6,803,720	\$ -	
Oakland Unified	Alameda	Education for Change - Lazear Academy	54/61259-13-003	11/16/18	\$ 877,949	\$ -	
Oakland Unified	Alameda	Education for Change - Lazear Academy	54/61259-13-004	11/16/18	\$ 712,667	\$ -	
Muroc Joint Unified	Kern	Desert Junior-Senior High	51/63685-00-001	02/11/19	\$ 395,332	\$ -	
					\$ 2,008,345,729	\$ 211,873,059	
					\$	2,220,218,787	

NEW CONSTRUCTION FUNDING SUB-TOTALS	\$ 1,986,056,061	\$ 211,873,059
NEW CONSTRUCTION FACILITY HARDSHIP - NON SEISMIC	\$ 395,332	\$ -
NEW CONSTRUCTION FUNDING TOTAL	\$	2,198,324,452
NEW CONSTRUCTION FACILITY HARDSHIP - SEISMIC	\$ -	\$ -
CHARTER SCHOOLS	\$ 21,894,336	\$ -

(a) Represents estimated state share of project including excessive cost grants. Amounts shown have not been reviewed by OPSC for compliance with all School Facility Program

(b) Represents estimated financial hardship. Amounts shown have not been reviewed by OPSC for compliance with all School Facility Program requirements.

*Facility Hardship project requesting Seismic Mitigation Program funding.

** School districts have been notified that the Office of Public School Construction will begin processing the district's application in the near future.

*** These applications exceed the available bond authority. The applications were submitted prior to OPSC's notification to school districts to submit a school board resolution with the application.

THIS PAGE INTENTIONALLY LEFT BLANK

SFP APPLICATIONS
 Modernization School Facilities Program
 - Workload as of March 31, 2019 -

District	County	Site Name	Application Number	OPSC Date Received	Estimated State Grant (a)	Financial Hardship (b)	Notification Occurred**
Lindsay Unified	Tulare	Lincoln Elementary	57/71993-00-006	07/18/14	\$ 1,607,265	\$ -	
Lindsay Unified	Tulare	Jefferson Elementary	57/71993-00-007	07/18/14	\$ 347,127	\$ -	1/16/2018
Lindsay Unified	Tulare	Washington Elementary	57/71993-00-008	07/18/14	\$ 122,588	\$ -	1/16/2018
Ripon Unified	San Joaquin	Weston Elementary	57/68650-00-003	10/23/14	\$ 493,432	\$ -	
Temple City Unified	Los Angeles	La Rosa Elementary	57/65052-00-010	06/26/15	\$ 1,832,671	\$ -	2/4/2019
Culver City Unified	Los Angeles	Farragut Elementary	57/64444-00-011	07/27/15	\$ 614,317	\$ -	2/4/2019
Solano County Office of Education	Solano	Armijo High	57/10488-00-020	08/03/15	\$ 298,050	\$ 198,700	2/4/2019
Solano County Office of Education	Solano	Grange Middle	57/10488-00-028	08/03/15	\$ 134,334	\$ 89,556	2/4/2019
Twin Rivers Unified	Sacramento	Del Paso Heights Elementary	57/76505-00-041	08/06/15	\$ 288,086	\$ -	2/4/2019
Clovis Unified	Fresno	Kastner Intermediate	57/62117-00-048	08/07/15	\$ 1,159,067	\$ -	2/4/2019
Culver City Unified	Los Angeles	Culver City Middle	57/64444-00-012	08/11/15	\$ 200,887	\$ -	2/4/2019
Pomona Unified	Los Angeles	Lexington Elementary	57/64907-00-026	09/02/15	\$ 1,366,745	\$ -	2/4/2019
Pomona Unified	Los Angeles	Philadelphia Elementary	57/64907-00-027	09/02/15	\$ 1,334,580	\$ -	2/4/2019
Newport-Mesa Unified	Orange	Newport Harbor High	57/66597-00-036	09/22/15	\$ 1,216,878	\$ -	2/4/2019
Taft City Elementary	Kern	Jefferson Elementary	57/63800-00-005	09/28/15	\$ 1,033,800	\$ -	2/4/2019
Taft City Elementary	Kern	Conley Elementary	57/63800-00-006	09/30/15	\$ 751,266	\$ -	2/4/2019
Grossmont Union High	San Diego	Monte Vista High	57/68130-00-022	10/01/15	\$ 317,017	\$ -	2/4/2019
Alta Vista Elementary	Tulare	Alta Vista Elementary	57/71811-00-003	10/02/15	\$ 168,601	\$ 112,400	2/4/2019
Sanger Unified	Fresno	Madison Elementary	57/62414-00-015	10/05/15	\$ 1,757,634	\$ -	2/4/2019
Ventura County Office of Education	Ventura	Gateway Community	57/10561-00-005	10/09/15	\$ 86,069	\$ 57,379	2/4/2019
Culver City Unified	Los Angeles	Culver City High	57/64444-00-013	10/19/15	\$ 486,107	\$ -	2/4/2019
Newman Crows Landing Unified	Stanislaus	Bonita Elementary	57/73601-00-003	10/23/15	\$ 458,633	\$ -	2/4/2019
Saddleback Valley Unified	Orange	La Tierra Elementary	57/73635-00-035	10/26/15	\$ 1,735,471	\$ -	2/4/2019
Chico Unified	Butte	Bidwell Junior High	57/61424-00-005	10/30/15	\$ 593,784	\$ -	2/4/2019
San Juan Unified	Sacramento	Winston Churchill Middle	57/67447-00-059	10/30/15	\$ 1,039,484	\$ -	2/4/2019
Central Elementary	San Bernardino	Valle Vista Elementary	57/67645-00-005	11/03/15	\$ 2,476,386	\$ -	2/4/2019
Pomona Unified	Los Angeles	Ganesha Senior High	57/64907-00-028	11/23/15	\$ 2,389,047	\$ -	2/4/2019
Santa Barbara Unified	Santa Barbara	Goleta Valley Junior High	57/76786-00-008	11/30/15	\$ 284,177	\$ -	2/4/2019
Oak Valley Union Elementary	Tulare	Oak Valley Elementary	57/72017-00-003	12/01/15	\$ 142,695	\$ 95,130	2/4/2019
Placentia-Yorba Linda Unified	Orange	Valencia High	57/66647-00-037	12/07/15	\$ 2,322,798	\$ -	2/4/2019
Tipton Elementary	Tulare	Tipton Elementary	57/72215-00-002	01/05/16	\$ 202,310	\$ 134,873	2/4/2019
Antioch Unified	Contra Costa	Antioch High	57/61648-00-012	01/22/16	\$ 1,076,782	\$ -	2/4/2019
San Ramon Unified	Contra Costa	Armstrong Elementary	57/61804-00-023	01/29/16	\$ 798,221	\$ -	2/4/2019
Grossmont Union High	San Diego	Mt. Miguel High	57/68130-00-023	02/10/16	\$ 787,613	\$ -	2/4/2019
Grossmont Union High	San Diego	Grossmont High	57/68130-00-024	02/11/16	\$ 10,715,765	\$ -	2/4/2019
Happy Valley Elementary	Santa Cruz	Happy Valley Elementary	57/69757-00-001	02/24/16	\$ 112,108	\$ 74,739	2/4/2019
Sanger Unified	Fresno	John Wash Elementary	57/62414-00-016	02/25/16	\$ 557,282	\$ -	2/4/2019
Reef-Sunset Unified	Kings	Avenal Elementary	57/73932-00-005	02/26/16	\$ 328,290	\$ 218,860	2/4/2019
Reef-Sunset Unified	Kings	Avenal High	57/73932-00-006	02/26/16	\$ 108,987	\$ 72,658	2/4/2019
Reef-Sunset Unified	Kings	Kettleman City Elementary	57/73932-00-007	02/26/16	\$ 127,423	\$ 84,949	2/4/2019
Reef-Sunset Unified	Kings	Reef Sunset Middle	57/73932-00-008	02/26/16	\$ 216,775	\$ 144,517	2/4/2019
Reef-Sunset Unified	Kings	Sunrise High	57/73932-00-009	02/26/16	\$ 25,469	\$ 16,980	2/4/2019
Culver City Unified	Los Angeles	La Ballona Elementary	57/64444-00-014	03/07/16	\$ 468,989	\$ -	2/4/2019
Azusa Unified	Los Angeles	Sierra Continuation High	57/64279-00-014	03/17/16	\$ 47,444	\$ -	2/4/2019
San Francisco Unified	San Francisco	Frank McCoppin Elementary	57/68478-63-004	04/04/16	\$ 1,793,422	\$ -	2/4/2019
Clay Joint Elementary	Fresno	Clay Elementary	57/62109-00-002	04/11/16	\$ 71,482	\$ 47,655	2/4/2019
San Francisco Unified	San Francisco	Chin (John Yehall) Elementary	57/68478-79-003	04/13/16	\$ 1,672,436	\$ -	2/4/2019
Downey Unified	Los Angeles	Warren High	57/64451-00-026	04/14/16	\$ 8,133,313	\$ -	2/4/2019

SFP APPLICATIONS
 Modernization School Facilities Program
 - Workload as of March 31, 2019 -

District	County	Site Name	Application Number	OPSC Date Received	Estimated State Grant (a)	Financial Hardship (b)	Notification Occurred**
Perris Elementary	Riverside	Innovative Horizons Charter (Nan Saunders)	57/67199-00-002	04/20/16	\$ 1,197,581	\$ -	2/4/2019
Southern Trinity Joint Unified	Trinity	Van Duzen Elementary	57/73833-00-003	04/27/16	\$ 334,253	\$ -	2/4/2019
Newhall Elementary	Los Angeles	Newhall Elementary	57/64832-00-004	04/29/16	\$ 1,892,817	\$ -	2/4/2019
Sequoia Union High	San Mateo	Sequoia High	57/69062-00-036	05/09/16	\$ 909,374	\$ -	2/4/2019
Downey Unified	Los Angeles	Warren High	57/64451-00-027	05/11/16	\$ 1,063,285	\$ -	2/4/2019
West Contra Costa Unified	Contra Costa	Pinole Valley High	57/61796-00-051	05/13/16	\$ 16,502,885	\$ -	2/4/2019
Dinuba Unified	Tulare	Lincoln Elementary	57/75531-00-012	05/13/16	\$ 817,533	\$ -	2/4/2019
Pomona Unified	Los Angeles	Garey High	57/64907-00-029	05/24/16	\$ 2,832,407	\$ -	2/4/2019
Tulare City Elementary	Tulare	Roosevelt Elementary	57/72231-00-009	06/15/16	\$ 471,463	\$ -	2/4/2019
Tulare City Elementary	Tulare	Garden Elementary	57/72231-00-010	06/15/16	\$ 630,173	\$ -	2/4/2019
Tulare Joint Union High	Tulare	Tulare Union High	57/72249-00-005	06/15/16	\$ 1,827,766	\$ -	2/4/2019
Pomona Unified	Los Angeles	Lincoln Elementary	57/64907-00-030	06/22/16	\$ 680,501	\$ -	2/4/2019
Temecula Valley Unified	Riverside	Margarita Middle	57/75192-00-005	06/27/16	\$ 3,315,233	\$ -	2/4/2019
Temecula Valley Unified	Riverside	Nicolas Valley Elementary	57/75192-00-006	06/27/16	\$ 2,354,369	\$ -	2/4/2019
Temecula Valley Unified	Riverside	Temecula Valley High	57/75192-00-007	06/27/16	\$ 12,709,360	\$ -	2/4/2019
Azusa Unified	Los Angeles	Gladstone High	57/64279-00-015	07/05/16	\$ 145,479	\$ -	2/4/2019
Azusa Unified	Los Angeles	Slauson Intermediate	57/64279-00-016	07/05/16	\$ 924,453	\$ -	2/4/2019
Stockton Unified	San Joaquin	Roosevelt Elementary	57/68676-00-036	07/06/16	\$ 3,455,202	\$ -	2/4/2019
Scott Valley Unified	Siskiyou	Scott Valley Junior High	57/76455-00-005	07/08/16	\$ 1,148,215	\$ -	2/4/2019
Stockton Unified	San Joaquin	Victory Elementary	57/68676-00-037	07/12/16	\$ 3,939,628	\$ -	2/4/2019
Scott Valley Unified	Siskiyou	Etna Elementary	57/76455-00-006	07/12/16	\$ 1,724,802	\$ -	2/4/2019
Scott Valley Unified	Siskiyou	Fort Jones Elementary	57/76455-00-007	07/12/16	\$ 1,004,356	\$ -	2/4/2019
Clovis Unified	Fresno	Mickey Cox Elementary	57/62117-00-049	07/18/16	\$ 464,931	\$ -	2/4/2019
Jurupa Unified	Riverside	Jurupa Valley High	57/67090-00-007	07/20/16	\$ 2,971,531	\$ -	2/4/2019
Garden Grove Unified	Orange	Ralston Intermediate	57/66522-00-074	07/21/16	\$ 570,440	\$ -	2/4/2019
William S. Hart Union High	Los Angeles	Canyon High	57/65136-00-009	07/25/16	\$ 1,124,552	\$ -	2/4/2019
Clovis Unified	Fresno	Fancher Creek Elementary	57/62117-00-050	07/28/16	\$ 1,911,896	\$ -	2/4/2019
Natomas Unified	Sacramento	Natomas High	57/75283-00-002	07/28/16	\$ 2,600,476	\$ -	2/4/2019
Clovis Unified	Fresno	Cedarwood Elementary	57/62117-00-051	08/02/16	\$ 1,213,249	\$ -	2/4/2019
Temple City Unified	Los Angeles	Temple City High	57/65052-00-011	08/02/16	\$ 12,286,483	\$ -	2/4/2019
Redondo Beach Unified	Los Angeles	Parras Middle	57/75341-00-023	08/02/16	\$ 2,277,716	\$ -	2/4/2019
Redondo Beach Unified	Los Angeles	Adams Middle	57/75341-00-024	08/02/16	\$ 989,484	\$ -	2/4/2019
Redondo Beach Unified	Los Angeles	Alta Vista Elementary	57/75341-00-025	08/02/16	\$ 412,032	\$ -	2/4/2019
San Juan Unified	Sacramento	Bella Vista High	57/67447-00-060	08/05/16	\$ 843,232	\$ -	2/4/2019
Panama-Buena Vista Union	Kern	Sing Lum Elementary	57/63362-00-005	08/15/16	\$ 3,498,119	\$ -	3/5/2019
Jurupa Unified	Riverside	Jurupa Unified	57/67090-00-008	08/18/16	\$ 2,553,407	\$ -	3/5/2019
Clovis Unified	Fresno	Gateway High	57/62117-00-052	08/19/16	\$ 179,130	\$ -	3/5/2019
Downey Unified	Los Angeles	Downey High	57/64451-00-028	08/24/16	\$ 9,094,046	\$ -	3/5/2019
Long Beach Unified	Los Angeles	Polytechnic High	57/64725-00-020	08/25/16	\$ 3,582,592	\$ -	3/5/2019
Laytonville Unified	Mendocino	Laytonville Elementary	57/73916-00-001	08/25/16	\$ 1,412,168	\$ -	3/5/2019
Colton Joint Unified	San Bernardino	Washington Alternative High	57/67686-00-022	08/26/16	\$ 749,615	\$ -	3/5/2019
Azusa Unified	Los Angeles	Center Middle	57/64279-00-017	09/06/16	\$ 1,149,748	\$ -	3/5/2019
Newport-Mesa Unified	Orange	Adams Elementary	57/66597-00-037	09/07/16	\$ 596,195	\$ -	3/5/2019
Newport-Mesa Unified	Orange	Sonora Elementary	57/66597-00-038	09/07/16	\$ 510,780	\$ -	3/5/2019
Newport-Mesa Unified	Orange	Paularino Elementary	57/66597-00-039	09/07/16	\$ 392,692	\$ -	3/5/2019
Desert Sands Unified	Riverside	Hoover (Herbert) Elementary	57/67058-00-018	09/08/16	\$ 374,940	\$ -	3/5/2019
Lincoln Unified	San Joaquin	Lincoln High	57/68569-00-015	09/14/16	\$ 2,007,010	\$ -	3/5/2019
Winters Joint Unified	Yolo	Winters Middle	57/72702-00-006	09/16/16	\$ 698,675	\$ -	3/5/2019

SFP APPLICATIONS
 Modernization School Facilities Program
 - Workload as of March 31, 2019 -

District	County	Site Name	Application Number	OPSC Date Received	Estimated State Grant (a)	Financial Hardship (b)	Notification Occurred**
San Dieguito Union High	San Diego	Earl Warren Middle	57/68346-00-006	09/23/16	\$ 3,725,385	\$ -	3/5/2019
Natomas Unified	Sacramento	Leroy Greene Academy	57/75283-00-003	09/23/16	\$ 918,611	\$ -	3/5/2019
Newport-Mesa Unified	Orange	Early College High	57/66597-00-040	09/27/16	\$ 3,051,952	\$ -	3/5/2019
Corcoran Joint Unified	Kings	John C. Fremont Elementary	57/63891-00-009	09/30/16	\$ 2,037,856	\$ -	3/5/2019
Corcoran Joint Unified	Kings	Bret Hart Elementary	57/63891-00-010	09/30/16	\$ 278,912	\$ -	3/5/2019
Anaheim Union High	Orange	Katella High	57/66431-00-015	10/10/16	\$ 6,595,880	\$ -	3/5/2019
Stockton Unified	San Joaquin	Stockton Unified Early College Academy	57/68676-00-038	10/11/16	\$ 5,214,348	\$ -	3/5/2019
Long Beach Unified	Los Angeles	Renaissance High School for the Arts	57/64725-00-021	10/13/16	\$ 7,452,532	\$ -	3/5/2019
Pioneer Union Elementary	Kings	Pioneer Elementary	57/63990-00-003	10/26/16	\$ 1,894,686	\$ -	4/2/2019
Colton Joint Unified	San Bernardino	Colton High	57/67686-00-023	10/26/16	\$ 1,525,061	\$ -	4/2/2019
Sanger Unified	Fresno	Sanger Academy Charter	57/62414-00-017	10/28/16	\$ 725,853	\$ -	4/2/2019
Manteca Unified	San Joaquin	Golden West Elementary	57/68593-00-011	10/28/16	\$ 1,579,503	\$ -	4/2/2019
Manteca Unified	San Joaquin	Shasta Elementary	57/68593-00-012	10/28/16	\$ 1,532,202	\$ -	4/2/2019
Manteca Unified	San Joaquin	Lathrop Elementary	57/68593-00-013	10/28/16	\$ 3,749,688	\$ -	4/2/2019
Manteca Unified	San Joaquin	Sequoia Elementary	57/68593-00-014	10/28/16	\$ 3,529,162	\$ -	4/2/2019
Manteca Unified	San Joaquin	Lincoln Elementary	57/68593-00-015	10/28/16	\$ 2,754,052	\$ -	4/2/2019
Saddleback Valley Unified	Orange	Trabuco Mesa Elementary	57/73635-00-036	10/28/16	\$ 2,694,648	\$ -	4/2/2019
Saddleback Valley Unified	Orange	Cielo Vista Elementary	57/73635-00-037	10/28/16	\$ 3,555,938	\$ -	4/2/2019
San Ramon Valley Unified	Contra Costa	Walt Disney Elementary	57/61804-00-024	10/31/16	\$ 785,930	\$ -	4/2/2019
Clovis Unified	Fresno	Mountain View Elementary	57/62117-00-053	10/31/16	\$ 1,831,518	\$ -	4/2/2019
San Ramon Valley Unified	Contra Costa	Monte Vista High	57/61804-00-025	11/03/16	\$ 985,056	\$ -	4/2/2019
Saugus Union	Los Angeles	James Foster Elementary	57/64998-00-008	11/04/16	\$ 629,801	\$ -	4/2/2019
Saugus Union	Los Angeles	Charles Helmers Elementary	57/64998-00-009	11/04/16	\$ 3,152,965	\$ -	4/2/2019
Garden Grove Unified	Orange	Leo Carrillo Elementary	57/66522-00-075	11/04/16	\$ 494,934	\$ -	4/2/2019
Garden Grove Unified	Orange	Post Elementary	57/66522-00-076	11/04/16	\$ 637,489	\$ -	4/2/2019
Garden Grove Unified	Orange	Sarah McGarvin Intermediate	57/66522-00-077	11/04/16	\$ 287,838	\$ -	4/2/2019
Garden Grove Unified	Orange	Clinton-Mendenhall Elementary	57/66522-00-078	11/04/16	\$ 601,582	\$ -	4/2/2019
Garden Grove Unified	Orange	Edward Russell Elementary	57/66522-00-079	11/04/16	\$ 481,663	\$ -	4/2/2019
Garden Grove Unified	Orange	Garden Grove High	57/66522-00-080	11/04/16	\$ 1,933,679	\$ -	4/2/2019
Garden Grove Unified	Orange	Patton Elementary	57/66522-00-081	11/04/16	\$ 352,124	\$ -	4/2/2019
Garden Grove Unified	Orange	Louis Lake Intermediate	57/66522-00-082	11/04/16	\$ 285,627	\$ -	4/2/2019
Garden Grove Unified	Orange	Leroy L Doig Intermediate	57/66522-00-083	11/04/16	\$ 687,631	\$ -	4/2/2019
Garden Grove Unified	Orange	Dwight D Eisenhower Elementary	57/66522-00-084	11/04/16	\$ 1,061,123	\$ -	4/2/2019
Garden Grove Unified	Orange	Bolsa Grande High	57/66522-00-085	11/04/16	\$ 1,025,169	\$ -	4/2/2019
Sonora Elementary	Tuolumne	Sonora Elementary	57/72371-00-004	11/08/16	\$ 1,360,167	\$ -	
Sonora Elementary	Tuolumne	Sonora Elementary	57/72371-00-003	11/09/16	\$ 2,067,799	\$ -	
Rosemead Elementary	Los Angeles	Janson Elementary	57/64931-00-010	11/16/16	\$ 2,582,808	\$ -	
Rosemead Elementary	Los Angeles	Janson Elementary	57/64931-00-011	11/16/16	\$ 2,586,682	\$ -	
Rosemead Elementary	Los Angeles	Encinita Elementary	57/64931-00-012	11/16/16	\$ 1,556,508	\$ -	
Grossmont Union High	San Diego	Chaparral High	57/68130-00-025	11/17/16	\$ 2,162,636	\$ -	
Santa Paula Unified	Ventura	Renaissance High	57/76828-00-001	11/17/16	\$ 735,739	\$ -	
Azusa Unified	Los Angeles	Paramount Elementary	57/64279-00-018	11/18/16	\$ 2,861,302	\$ -	
Culver City Unified	Los Angeles	El Marino Elementary	57/64444-00-015	11/18/16	\$ 1,354,409	\$ -	
Duarte Unified	Los Angeles	Northview Intermediate	57/64469-00-011	11/22/16	\$ 3,232,275	\$ -	
Alvord Unified	Riverside	Norte Vista Hihh	57/66977-00-015	11/22/16	\$ 2,222,641	\$ -	
Traver Joint Elementary	Tulare	Traver Elementary	57/72223-00-002	11/22/16	\$ 105,143	\$ 70,096	
Saddleback Valley Unified	Orange	Mission Viejo High	57/73635-00-038	11/23/16	\$ 4,096,931	\$ -	
Saddleback Valley Unified	Orange	Trabuco Hills High	57/73635-00-039	11/29/16	\$ 2,199,511	\$ -	

SFP APPLICATIONS
 Modernization School Facilities Program
 - Workload as of March 31, 2019 -

District	County	Site Name	Application Number	OPSC Date Received	Estimated State Grant (a)	Financial Hardship (b)	Notification Occurred**
Santa Barbara Unified	Santa Barbara	La Colina Junior High	57/76786-00-009	11/29/16	\$ 964,894	\$ -	
Princeton Joint Unified	Glenn	Princeton Junior-Senior High	57/62646-00-001	12/01/16	\$ 1,050,884	\$ -	
Princeton Joint Unified	Glenn	Princeton Elementary	57/62646-00-002	12/01/16	\$ 344,816	\$ -	
Placer Union High	Placer	Placer High	57/66894-00-010	12/01/16	\$ 3,190,203	\$ -	
Torrance Unified	Los Angeles	Torrance High	57/65060-00-035	12/06/16	\$ 4,209,195	\$ -	
Merced City Elementary	Merced	Hoover Middle	57/65771-00-012	12/07/16	\$ 3,805,712	\$ -	
Stockton Unified	San Joaquin	Edison Senior High	57/68676-00-039	12/07/16	\$ 16,101,918	\$ -	
Newport-Mesa Unified	Orange	Corona Del Mar High	57/66597-00-041	12/12/16	\$ 5,555,425	\$ -	
Palm Springs Unified	Riverside	Raymond Cree Middle	57/67173-00-010	12/12/16	\$ 588,722	\$ -	
Franklin-McKinley Elementary	Santa Clara	Franklin Elementary	57/69450-00-010	12/14/16	\$ 2,358,216	\$ -	
Placer Union High	Placer	Del Oro High	57/66894-00-011	12/15/16	\$ 2,787,304	\$ -	
Garden Grove Unified	Orange	Marie Hare Continuation High	57/66522-00-086	12/21/16	\$ 894,001	\$ -	
Moreno Valley Unified	Riverside	Edgemont Elementary	57/67124-00-009	12/23/16	\$ 1,059,890	\$ -	
Moreno Valley Unified	Riverside	Moreno Valley High	57/67124-00-010	12/23/16	\$ 1,667,764	\$ -	
Alvord Unified	Riverside	Crista S. McAuliffe Elementary	57/66977-00-016	12/28/16	\$ 840,231	\$ -	
Alvord Unified	Riverside	La Sierra High	57/66977-00-017	12/28/16	\$ 2,715,598	\$ -	
Alvord Unified	Riverside	Foothill Elementary	57/66977-00-018	12/28/16	\$ 1,508,459	\$ -	
Jurupa Unified	Riverside	Peralta Elementary	57/67090-00-009	12/29/16	\$ 690,106	\$ -	
Folsom-Cordova Unified	Sacramento	Sundahl (Carl H.) Elementary	57/67330-21-005	01/06/17	\$ 1,900,623	\$ -	
Woodville Elementary	Tulare	Woodville Elementary	57/72298-00-002	01/06/17	\$ 173,771	\$ 115,847	
Lancaster Elementary	Los Angeles	Joshua Elementary	57/64667-00-008	01/11/17	\$ 1,514,346	\$ -	
Hollister Elementary	San Benito	Cerra Vista Elementary	57/67470-00-001	01/11/17	\$ 1,097,653	\$ -	
Hollister Elementary	San Benito	Calaveras Elementary	57/67470-00-002	01/11/17	\$ 1,120,146	\$ -	
Torrance Unified	Los Angeles	North High	57/65060-00-036	01/12/17	\$ 2,283,123	\$ -	
Corcoran Joint Unified	Kings	John Muir Middle	57/63891-00-011	01/13/17	\$ 2,251,630	\$ -	
Merced City Elementary	Merced	Chenoweth Elementary	57/65771-00-013	01/17/17	\$ 1,341,801	\$ -	
Merced City Elementary	Merced	Chenoweth Elementary	57/65771-00-014	01/17/17	\$ 667,044	\$ -	
Rincon Valley Union Elementary	Sonoma	Binkley Elementary	57/70896-00-009	01/17/17	\$ 1,397,839	\$ -	
Rincon Valley Union Elementary	Sonoma	Madrone Elementary	57/70896-00-010	01/17/17	\$ 592,830	\$ -	
Colton Joint Unified	San Bernardino	Bloomington High	57/67686-00-024	01/18/17	\$ 1,674,492	\$ -	
Pacific Elementary	Santa Cruz	Pacific Elementary	57/69781-00-001	01/20/17	\$ 47,565	\$ 31,710	
Westside Union Elementary	Los Angeles	Cottonwood Elementary	57/65102-00-004	01/24/17	\$ 2,226,796	\$ -	
Gridley Unified	Butte	Sycamore Middle	57/75507-00-001	01/24/17	\$ 669,187	\$ -	
Gridley Unified	Butte	Sycamore Middle	57/75507-00-002	01/24/17	\$ 662,920	\$ -	
Gridley Unified	Butte	Wilson Elementary	57/75507-00-003	01/24/17	\$ 995,603	\$ -	
Gridley Unified	Butte	Wilson Elementary	57/75507-00-004	01/24/17	\$ 892,537	\$ -	
Gridley Unified	Butte	McKinley Elementary	57/75507-00-005	01/24/17	\$ 1,397,840	\$ -	
Pollock Pines Elementary	El Dorado	Pinewood Elementary	57/61960-00-001	01/25/17	\$ 1,147,329	\$ -	
Pollock Pines Elementary	El Dorado	Sierra Ridge Middle	57/61960-00-002	01/25/17	\$ 1,339,531	\$ -	
Atascadero Unified	San Luis Obispo	Santa Rosa Academy	57/68700-00-004	01/25/17	\$ 3,603,262	\$ -	
Arvin Union Elementary	Kern	Haven Drive Middle	57/63313-00-001	01/26/17	\$ 1,572,811	\$ -	
Pixley Union Elementary	Tulare	Pixley Union Elementary	57/72041-00-001	01/26/17	\$ 3,570,061	\$ 2,380,041	
Atascadero Unified	San Luis Obispo	San Gabriel Elementary	57/68700-00-005	02/01/17	\$ 2,680,991	\$ -	
San Carlos Elementary	San Mateo	Tierra Linda Middle	57/69021-00-011	02/01/17	\$ 4,135,922	\$ -	
Jurupa Unified	Riverside	Ina Arbuckle Elementary	57/67090-00-010	02/03/17	\$ 2,565,897	\$ -	
San Juan Unified	Sacramento	Citrus Heights Elementary	57/67447-00-061	02/03/17	\$ 310,415	\$ -	
Corcoran Joint Unified	Kings	Mark Twain Elementary	57/63891-00-012	02/07/17	\$ 2,019,861	\$ -	
Newcastle Elementary	Placer	Newcastle Elementary	57/66852-00-002	02/07/17	\$ 80,508	\$ 53,672	

SFP APPLICATIONS
 Modernization School Facilities Program
 - Workload as of March 31, 2019 -

District	County	Site Name	Application Number	OPSC Date Received	Estimated State Grant (a)	Financial Hardship (b)	Notification Occurred**
Grossmont Union High	San Diego	El Capitan High	57/68130-00-026	02/07/17	\$ 242,388	\$ -	
Tahoe-Truckee Joint Unified	Placer	Kings Beach Elementary	57/66944-00-011	02/13/17	\$ 1,044,412	\$ -	
Tahoe-Truckee Joint Unified	Placer	Glenshire Elementary	57/66944-00-013	02/13/17	\$ 1,042,848	\$ -	
Tracy Unified	San Joaquin	South West Park Elementary	57/75499-00-011	02/14/17	\$ 2,659,552	\$ -	
Azusa Unified	Los Angeles	Center Middle	57/64279-00-019	02/15/17	\$ 3,296,598	\$ -	
Alameda Unified	Alameda	Alameda High	57/61119-01-001	02/23/17	\$ 1,679,127	\$ -	
Banta Elementary	San Joaquin	Banta Elementary	57/68486-00-002	02/23/17	\$ 80,632	\$ 53,755	
Sequoia Union Elementary	Tulare	Sequoia Elementary	57/72116-00-002	02/24/17	\$ 168,807	\$ 112,538	
Jurupa Unified	Riverside	Jurupa Valley High	57/67090-00-011	02/27/17	\$ 1,595,262	\$ -	
San Juan Unified	Sacramento	Bella Vista High	57/67447-00-062	02/27/17	\$ 741,237	\$ -	
Southern Humboldt Joint Unified	Humboldt	South Fork High	57/63040-00-001	03/03/17	\$ 2,114,533	\$ -	
Atascadero Unified	San Luis Obispo	Atascadero Junior High	57/68700-00-006	03/03/17	\$ 5,164,441	\$ -	
Desert Sands Unified	Riverside	La Quinta Middle	57/67058-00-019	03/06/17	\$ 2,566,440	\$ -	
Palm Springs Unified	Riverside	Agua Caliente Elementary	57/67173-00-011	03/07/17	\$ 1,179,108	\$ -	
Sierra Sands Unified	Kern	Burroughs High	57/73742-00-009	03/07/17	\$ 8,093,864	\$ 5,395,909	
San Ramon Valley Unified	Contra Costa	Bollinger Canyon Elementary	57/61804-00-026	03/13/17	\$ 502,912	\$ -	
San Ramon Valley Unified	Contra Costa	Los Cerros Middle	57/61804-00-027	03/13/17	\$ 1,001,109	\$ -	
Sierra Sands Unified	Kern	Murray Middle	57/73742-00-010	03/13/17	\$ 4,810,926	\$ 3,207,284	
Azusa Unified	Los Angeles	Slauson Middle	57/64279-00-020	03/15/17	\$ 4,694,932	\$ -	
San Ramon Valley Unified	Contra Costa	Pine Valley Middle	57/61804-00-028	03/16/17	\$ 858,187	\$ -	
San Ramon Valley Unified	Contra Costa	Tassajara Hills Elementary	57/61804-00-029	03/16/17	\$ 670,550	\$ -	
Dinuba Unified	Tulare	Dinuba High	57/75531-00-013	03/16/17	\$ 840,068	\$ 560,046	
Dinuba Unified	Tulare	Jefferson Elementary	57/75531-00-014	03/16/17	\$ 190,260	\$ 126,840	
Dinuba Unified	Tulare	Lincoln Elementary	57/75531-00-015	03/16/17	\$ 100,240	\$ 66,827	
Torrance Unified	Los Angeles	Calle Mayor Middle School	57/65060-00-037	03/22/17	\$ 1,326,473	\$ -	
Downey Unified	Los Angeles	Stauffer Middle	57/64451-00-029	03/23/17	\$ 7,237,121	\$ -	
Central Elementary	San Bernardino	Dona Merced Elementary	57/67645-00-006	03/28/17	\$ 700,193	\$ -	
Central Elementary	San Bernardino	Bear Gulch Elementary	57/67645-00-007	03/28/17	\$ 826,805	\$ -	
Clovis Unified	Fresno	Red Bank Elementary	57/62117-00-055	04/04/17	\$ 3,090,137	\$ -	
Twin Rivers Unified	Sacramento	Frontier Elementary	57/76505-00-042	04/05/17	\$ 798,413	\$ -	
Twin Rivers Unified	Sacramento	Castori Elementary	57/76505-00-043	04/05/17	\$ 625,660	\$ -	
Twin Rivers Unified	Sacramento	Northwood Elementary	57/76505-00-044	04/05/17	\$ 676,898	\$ -	
Potter Valley Community Unified	Mendocino	Potter Valley High	57/73866-00-001	04/07/17	\$ 1,812,691	\$ -	
Scotts Valley Unified	Santa Cruz	Scotts Valley Middle	57/75432-00-002	04/20/17	\$ 4,228,965	\$ -	
Central Elementary	San Bernardino	Central Elementary	57/67645-00-008	04/24/17	\$ 809,201	\$ -	
Menlo Park City Elementary	San Mateo	Laurel Elementary	57/68965-00-006	04/24/17	\$ 1,812,907	\$ -	
Fullerton Joint Union High	Orange	Sunny Hills High	57/66514-00-016	04/26/17	\$ 2,230,396	\$ -	
San Francisco Unified	San Francisco	Redding Elementary	57/68478-79-004	04/26/17	\$ 1,649,358	\$ -	
San Benito High	San Benito	San Benito High	57/67538-00-002	04/27/17	\$ 1,033,724	\$ -	
San Benito High	San Benito	San Benito High	57/67538-00-003	04/27/17	\$ 3,781,733	\$ -	
San Benito High	San Benito	San Benito High	57/67538-00-004	04/27/17	\$ 797,124	\$ -	
Snowline Joint Unified	San Bernardino	Pinon Hills Elementary	57/73957-00-001	05/01/17	\$ 307,916	\$ 205,278	
Snowline Joint Unified	San Bernardino	Serrano High	57/73957-00-002	05/01/17	\$ 1,802,099	\$ 1,201,400	
Snowline Joint Unified	San Bernardino	Baldy Elementary	57/73957-00-003	05/01/17	\$ 542,518	\$ 361,679	
Snowline Joint Unified	San Bernardino	Chaparral Continuation High	57/73957-00-004	05/01/17	\$ 126,468	\$ 84,312	
Snowline Joint Unified	San Bernardino	Phelan Elementary	57/73957-00-005	05/01/17	\$ 390,288	\$ 260,192	
Snowline Joint Unified	San Bernardino	Quail Valley Middle	57/73957-00-006	05/01/17	\$ 235,451	\$ 156,967	
Snowline Joint Unified	San Bernardino	Wrightwood Elementary	57/73957-00-007	05/01/17	\$ 258,119	\$ 172,080	

SFP APPLICATIONS
 Modernization School Facilities Program
 - Workload as of March 31, 2019 -

District	County	Site Name	Application Number	OPSC Date Received	Estimated State Grant (a)	Financial Hardship (b)	Notification Occurred**
Snowline Joint Unified	San Bernardino	Pinon Mesa Middle	57/73957-00-008	05/01/17	\$ 515,478	\$ 343,652	
Escalon Unified	San Joaquin	Escalon High	57/68502-00-003	05/04/17	\$ 195,585	\$ -	
Taft City Elementary	Kern	Lincoln Junior High	57/63800-00-007	05/09/17	\$ 3,922,144	\$ -	
Konocti Unified	Lake	Lower Lake High	57/64022-00-010	05/09/17	\$ 759,579	\$ -	
Konocti Unified	Lake	Lower Lake Elementary	57/64022-00-011	05/09/17	\$ 702,458	\$ -	
Kern High	Kern	Foothill High	57/63529-00-011	05/17/17	\$ 1,668,200	\$ -	
Pomona Unified	Los Angeles	Fremont Academy	57/64907-00-031	05/23/17	\$ 190,358	\$ -	
San Jacinto Unified	Riverside	De Anza Elementary	57/67249-00-006	05/23/17	\$ 2,730,216	\$ -	
San Jacinto Unified	Riverside	Park Hill	57/67249-00-007	05/23/17	\$ 2,557,969	\$ -	
San Ramon Valley Unified	Contra Costa	Iron Horse Middle	57/61804-00-030	05/26/17	\$ 903,361	\$ -	
Whittier City Elementary	Los Angeles	Dexter Middle	57/65110-00-013	06/02/17	\$ 5,030,095	\$ -	
Los Angeles Unified	Los Angeles	Drew (Charles) Middle	57/64733-00-600	06/06/17	\$ 4,199,849	\$ -	
Los Angeles Unified	Los Angeles	Kittridge Elementary	57/64733-00-601	06/06/17	\$ 1,095,503	\$ -	
Los Angeles Unified	Los Angeles	Hamasaki (Riggin) Elementary	57/64733-00-602	06/06/17	\$ 1,287,581	\$ -	
Los Angeles Unified	Los Angeles	Loyola Village Elementary	57/64733-00-603	06/06/17	\$ 1,649,253	\$ -	
Los Angeles Unified	Los Angeles	Graham Elementary	57/64733-00-610	06/06/17	\$ 3,852,882	\$ -	
Los Angeles Unified	Los Angeles	Tenth Street Elementary	57/64733-00-611	06/06/17	\$ 3,555,182	\$ -	
Los Angeles Unified	Los Angeles	Belmont Senior High	57/64733-11-013	06/06/17	\$ 1,992,944	\$ -	
Los Angeles Unified	Los Angeles	Loreto Street Elementary	57/64733-00-604	06/12/17	\$ 969,228	\$ -	
Los Angeles Unified	Los Angeles	West Vernon Avenue Elementary	57/64733-00-605	06/12/17	\$ 3,129,659	\$ -	
Los Angeles Unified	Los Angeles	Alphonso B Perez Special Education Center	57/64733-00-606	06/12/17	\$ 2,182,080	\$ -	
Los Angeles Unified	Los Angeles	Loren Miller Elementary	57/64733-00-607	06/12/17	\$ 2,062,559	\$ -	
Los Angeles Unified	Los Angeles	Marvin Elementary	57/64733-00-608	06/12/17	\$ 1,761,910	\$ -	
Los Angeles Unified	Los Angeles	Fairfax Senior High	57/64733-00-609	06/12/17	\$ 2,391,709	\$ -	
Cucamonga Elementary	San Bernardino	The Ontario Center	57/67694-00-004	06/15/17	\$ 2,691,763	\$ -	
Ackerman Elementary	Placer	Bowman Elementary	57/66761-00-004	06/16/17	\$ 2,019,694	\$ -	
Ceres Unified	Stanislaus	Ceres High	57/71043-00-014	06/19/17	\$ 1,693,230	\$ -	
Los Angeles Unified	Los Angeles	Burton Street Elementary	57/64733-00-612	06/20/17	\$ 2,776,042	\$ -	
Los Angeles Unified	Los Angeles	State Street Elementary	57/64733-00-613	06/20/17	\$ 2,176,320	\$ -	
Los Angeles Unified	Los Angeles	Sherman Oaks Center for Enriched Studies	57/64733-00-614	06/20/17	\$ 2,125,578	\$ -	
Los Angeles Unified	Los Angeles	Parthenia Street Elementary	57/64733-00-615	06/20/17	\$ 2,387,217	\$ -	
Los Angeles Unified	Los Angeles	James Monroe High	57/64733-00-616	06/20/17	\$ 1,784,276	\$ -	
Los Angeles Unified	Los Angeles	Robert Louis Stevenson Middle	57/64733-05-017	06/20/17	\$ 1,225,590	\$ -	
Los Angeles Unified	Los Angeles	Montague Charter Academy	57/64733-38-023	06/20/17	\$ 1,849,493	\$ -	
Twin Rivers Unified	Sacramento	Foothill High	57/76505-00-045	06/21/17	\$ 215,624	\$ -	
Twin Rivers Unified	Sacramento	Woodlake Elementary	57/76505-00-047	06/21/17	\$ 936,133	\$ -	
Twin Rivers Unified	Sacramento	Orchard Elementary	57/76505-00-048	06/21/17	\$ 677,836	\$ -	
Twin Rivers Unified	Sacramento	D. W. Babcock Elementary	57/76505-02-001	06/21/17	\$ 12,100	\$ -	
Twin Rivers Unified	Sacramento	Hagginwood Elementary	57/76505-02-003	06/21/17	\$ 477,469	\$ -	
Fullerton Joint Union High	Orange	Troy High	57/66514-00-017	06/22/17	\$ 3,425,704	\$ -	
Jurupa Unified	Riverside	Rubidoux High	57/67090-00-012	06/22/17	\$ 4,876,717	\$ -	
San Ramon Valley Unified	Contra Costa	Charlotte Wood Middle	57/61804-00-031	06/29/17	\$ 1,162,640	\$ -	
Los Angeles Unified	Los Angeles	Elizabeth Learning Center	57/64733-00-617	07/06/17	\$ 1,635,587	\$ -	
Los Angeles Unified	Los Angeles	Sylmar Senior High	57/64733-00-618	07/06/17	\$ 3,027,167	\$ -	
Los Angeles Unified	Los Angeles	Griffith Middle	57/64733-00-619	07/06/17	\$ 3,023,576	\$ -	
Chaffey Joint Union High	San Bernardino	Rancho Cucamonga High	57/67652-00-004	07/12/17	\$ 9,398,565	\$ -	
Gustine Unified	Stanislaus	Gustine High	57/73619-00-005	07/13/17	\$ 1,279,608	\$ -	
Brawley Elementary	Imperial	Barbara Worth Junior High	57/63073-00-003	07/14/17	\$ 1,076,419	\$ -	

SFP APPLICATIONS
 Modernization School Facilities Program
 - Workload as of March 31, 2019 -

District	County	Site Name	Application Number	OPSC Date Received	Estimated State Grant (a)	Financial Hardship (b)	Notification Occurred**
Chaffey Joint Union High	San Bernardino	Etiwanda High	57/67652-00-005	07/14/17	\$ 19,425,446	\$ -	
La Habra City Elementary	Orange	Walnut Elementary	57/66563-00-009	07/17/17	\$ 2,669,971	\$ -	
Lincoln Unified	San Joaquin	Claudia Landeen Elementary	57/68569-00-016	07/17/17	\$ 1,012,180	\$ -	
Lincoln Unified	San Joaquin	Lincoln Elementary	57/68569-00-017	07/17/17	\$ 798,973	\$ -	
Los Angeles Unified	Los Angeles	Hoover Street Elementary	57/64733-00-620	07/18/17	\$ 2,493,434	\$ -	
Los Angeles Unified	Los Angeles	Griffin Avenue Elementary	57/64733-00-621	07/18/17	\$ 1,748,486	\$ -	
Los Angeles Unified	Los Angeles	El Sereno Middle	57/64733-34-016	07/18/17	\$ 467,371	\$ -	
Los Angeles Unified	Los Angeles	Reseda High	57/64733-39-008	07/18/17	\$ 1,622,731	\$ -	
Central Union High	Imperial	Southwest High	57/63115-00-003	07/25/17	\$ 2,983,443	\$ -	
Los Angeles Unified	Los Angeles	Kennedy (John F.) High	57/64733-00-622	07/25/17	\$ 1,378,141	\$ -	
Los Angeles Unified	Los Angeles	Hale Charter School Academy	57/64733-00-623	07/25/17	\$ 4,231,576	\$ -	
Los Angeles Unified	Los Angeles	Dana (Richard Henry) Middle	57/64733-20-019	07/25/17	\$ 1,049,442	\$ -	
Larkspur Elementary	Marin	Hall Middle	57/65367-00-006	07/26/17	\$ 855,664	\$ -	
Santa Paula Unified	Ventura	McKevett Elementary	57/76828-00-002	07/26/17	\$ 1,300,289	\$ -	
Torrance Unified	Los Angeles	Bert M. Lynn Middle	57/65060-00-038	07/28/17	\$ 741,833	\$ -	
Torrance Unified	Los Angeles	Edison Elementary	57/65060-00-039	07/28/17	\$ 326,165	\$ -	
Torrance Unified	Los Angeles	Evelyn Carr Elementary	57/65060-00-040	07/28/17	\$ 73,359	\$ -	
Torrance Unified	Los Angeles	Casimir Middle	57/65060-00-041	07/28/17	\$ 274,729	\$ -	
Torrance Unified	Los Angeles	Jefferson Middle	57/65060-00-042	07/28/17	\$ 811,892	\$ -	
Temecula Valley Unified	Riverside	Temecula Elementary	57/75192-00-008	07/28/17	\$ 712,375	\$ -	
Twin Rivers Unified	Sacramento	Norralto Elementary	57/76505-00-050	07/28/17	\$ 912,660	\$ -	
Torrance Unified	Los Angeles	Riviera Elementary	57/65060-00-043	07/31/17	\$ 522,319	\$ -	
Los Angeles Unified	Los Angeles	White Point Elementary	57/64733-00-624	08/01/17	\$ 1,863,739	\$ -	
Placer Union High	Placer	Tower High	57/66894-00-012	08/01/17	\$ 464,452	\$ -	
Torrance Unified	Los Angeles	Towers Elementary	57/65060-00-044	08/02/17	\$ 654,453	\$ -	
Sequoia Union High	San Mateo	Redwood High	57/69062-00-037	08/03/17	\$ 560,989	\$ -	
Los Angeles Unified	Los Angeles	Chatsworth Senior High	57/64733-00-625	08/08/17	\$ 1,777,658	\$ -	
Los Angeles Unified	Los Angeles	Leland Street Elementary	57/64733-00-626	08/08/17	\$ 811,630	\$ -	
Los Angeles Unified	Los Angeles	Van Nuys Elementary	57/64733-00-627	08/08/17	\$ 2,651,877	\$ -	
Los Angeles Unified	Los Angeles	Stagg Street Elementary	57/64733-00-628	08/08/17	\$ 1,593,293	\$ -	
Azusa Unified	Los Angeles	Henry Dalton Elementary	57/64279-00-021	08/11/17	\$ 2,870,170	\$ -	
Porterville Unified	Tulare	Porterville High	57/75523-00-015	08/11/17	\$ 6,176,901	\$ -	
Porterville Unified	Tulare	Monache High	57/75523-00-016	08/11/17	\$ 3,199,635	\$ -	
Larkspur Elementary	Marin	Neil Cummins Elementary	57/65367-00-007	08/14/17	\$ 754,398	\$ -	
Rincon Valley Union Elementary	Sonoma	Village Elementary Charter	57/70896-00-011	08/14/17	\$ 1,634,597	\$ -	
Los Angeles Unified	Los Angeles	Coldwater Canyon Elementary	57/64733-00-629	08/16/17	\$ 2,719,964	\$ -	
Los Angeles Unified	Los Angeles	San Fernando Senior High	57/64733-73-005	08/16/17	\$ 4,443,145	\$ -	
Escondido Union	San Diego	Quantum Academy	57/68098-00-013	08/16/17	\$ 985,189	\$ -	
Merced River Union Elementary	Merced	Washington Elementary	57/73726-00-001	08/17/17	\$ 112,778	\$ 75,186	
McSwain Union Elementary	Merced	McSwain Elementary	57/65763-00-003	08/18/17	\$ 161,469	\$ 107,646	
Natomas Unified	Sacramento	Natomas Pacific Pathways Prep Middle	57/75283-00-004	08/18/17	\$ 2,479,644	\$ -	
Caruthers Unified	Fresno	Caruthers High	57/75598-00-003	08/21/17	\$ 2,758,739	\$ -	
Burbank Unified	Los Angeles	Thomas Jefferson Elementary	57/64337-00-018	08/22/17	\$ 138,270	\$ -	
Irvine Unified	Orange	Santiago Hills Elementary	57/73650-00-021	08/23/17	\$ 335,448	\$ -	
Irvine Unified	Orange	College Park Elementary	57/73650-00-022	08/23/17	\$ 470,630	\$ -	
Irvine Unified	Orange	Culverdale Elementary	57/73650-00-023	08/23/17	\$ 597,498	\$ -	
Washington Unified	Fresno	West Fresno Elementary	57/76778-00-004	08/29/17	\$ 688,283	\$ -	
Los Angeles Unified	Los Angeles	Markham (Edwin) Middle	57/64733-00-630	08/30/17	\$ 1,804,655	\$ -	

SFP APPLICATIONS
 Modernization School Facilities Program
 - Workload as of March 31, 2019 -

District	County	Site Name	Application Number	OPSC Date Received	Estimated State Grant (a)	Financial Hardship (b)	Notification Occurred**
Los Angeles Unified	Los Angeles	Bell Senior High	57/64733-00-631	08/30/17	\$ 2,084,470	\$ -	
Sacramento City Unified	Sacramento	Kit Carson Middle	57/67439-00-075	08/30/17	\$ 38,707	\$ -	
Rincon Valley Union Elementary	Sonoma	Matanzas Elementary	57/70896-00-012	08/31/17	\$ 666,550	\$ -	
Central Union Elementary	Kings	Akers Elementary	57/63883-00-001	09/01/17	\$ 434,796	\$ 289,864	
Torrance Unified	Los Angeles	West High	57/65060-00-045	09/01/17	\$ 3,338,116	\$ -	
Palo Verde Union Elementary	Tulare	Palo Verde Elementary	57/72033-00-002	09/01/17	\$ 30,247	\$ 20,164	
North Monterey County Unified	Monterey	North Monterey County High	57/73825-00-010	09/07/17	\$ 3,519,183	\$ -	
Sweetwater Union High	San Diego	Sweetwater High	57/68411-00-043	09/08/17	\$ 3,597,141	\$ -	
Sweetwater Union High	San Diego	Hilltop Middle	57/68411-00-044	09/08/17	\$ 1,611,256	\$ -	
Sweetwater Union High	San Diego	Chula Vista Senior High	57/68411-00-045	09/08/17	\$ 3,194,421	\$ -	
Sweetwater Union High	San Diego	Mar Vista Middle	57/68411-00-046	09/08/17	\$ 1,406,447	\$ -	
Sweetwater Union High	San Diego	Mar Vista Senior High	57/68411-00-047	09/08/17	\$ 2,037,649	\$ -	
Sweetwater Union High	San Diego	Castle Park Senior High	57/68411-00-048	09/08/17	\$ 2,157,524	\$ -	
Twin Rivers Unified	Sacramento	Woodridge Elementary	57/76505-00-052	09/08/17	\$ 573,298	\$ -	
Twin Rivers Unified	Sacramento	Grant Union High	57/76505-00-054	09/08/17	\$ 1,915,763	\$ -	
Los Angeles Unified	Los Angeles	Robert Frost Middle	57/64733-00-632	09/13/17	\$ 5,038,547	\$ -	
Los Angeles Unified	Los Angeles	Hart Street Elementary	57/64733-00-633	09/13/17	\$ 676,654	\$ -	
Los Angeles Unified	Los Angeles	Alta Loma Elementary	57/64733-10-003	09/13/17	\$ 820,154	\$ -	
Escondido Union	San Diego	Mission Middle	57/68098-00-014	09/14/17	\$ 3,201,633	\$ -	
Weaver Union	Merced	Weaver Middle	57/65862-00-002	09/15/17	\$ 2,210,240	\$ -	
Los Angeles Unified	Los Angeles	Capistrano Avenue Elementary	57/64733-00-634	09/20/17	\$ 1,204,765	\$ -	
Newport-Mesa Unified	Orange	Roy O. Andersen Elementary	57/66597-00-042	09/20/17	\$ 255,268	\$ -	
Burbank Unified	Los Angeles	Bret Harte Elementary	57/64337-00-019	09/21/17	\$ 138,270	\$ -	
Victor Elementary	San Bernardino	Village Elementary	57/67918-00-006	09/25/17	\$ 871,723	\$ -	
Victor Elementary	San Bernardino	Mojave Vista Elementary	57/67918-00-007	09/25/17	\$ 904,696	\$ -	
Yreka Union High	Siskiyou	Yreka High	57/70516-00-003	09/25/17	\$ 750,864	\$ 500,576	
Maple Elementary	Kern	Maple Elementary	57/63610-00-003	09/29/17	\$ 1,658,089	\$ 1,105,393	
Norwalk-La Mirada Unified	Los Angeles	John H. Glenn High	57/64840-00-027	10/04/17	\$ 1,520,177	\$ -	
Norwalk-La Mirada Unified	Los Angeles	Corvallis Middle	57/64840-00-028	10/06/17	\$ 1,587,197	\$ -	
Norwalk-La Mirada Unified	Los Angeles	Reginald M. Benton Middle	57/64840-00-029	10/06/17	\$ 784,751	\$ -	
Los Angeles Unified	Los Angeles	Emelita Street Elementary	57/64733-00-635	10/11/17	\$ 1,075,775	\$ -	
Escondido Union	San Diego	Orange Glen Elementary	57/68098-00-015	10/12/17	\$ 2,211,945	\$ -	
Firebaugh-Las Deltas Joint Unified	Fresno	Arthur E. Mills Intermediate	57/73809-00-005	10/12/17	\$ 937,217	\$ -	
Cutler-Orosi Joint Unified	Tulare	Orosi High	57/71860-00-009	10/16/17	\$ 505,872	\$ 337,248	
Burbank Unified	Los Angeles	R. L. Stevenson Elementary	57/64337-00-020	10/17/17	\$ 605,944	\$ -	
Los Angeles Unified	Los Angeles	Palms Middle	57/64733-00-636	10/17/17	\$ 3,047,951	\$ -	
Southern Humboldt Joint Unified	Humboldt	Redway Elementary	57/63040-00-002	10/18/17	\$ 1,701,739	\$ -	
Newhall Elementary	Los Angeles	Peachland Avenue Elementary	57/64832-00-005	10/19/17	\$ 1,460,819	\$ -	
Columbia Elementary	Shasta	Columbia Elementary	57/69948-00-002	10/20/17	\$ 2,262,817	\$ -	
Los Angeles Unified	Los Angeles	Broadous Elementary	57/64733-00-637	10/25/17	\$ 713,401	\$ -	
Anaheim Union High	Orange	Anaheim High	57/66431-00-016	10/25/17	\$ 6,422,590	\$ -	
Anaheim Union High	Orange	Cypress High	57/66431-00-017	10/25/17	\$ 3,942,420	\$ -	
Downey Unified	Los Angeles	Rio Hondo Elementary	57/64451-00-030	10/27/17	\$ 1,879,657	\$ -	
San Marcos Unified	San Diego	Alvin M. Dunn Elementary	57/73791-00-006	10/31/17	\$ 749,808	\$ -	
Los Angeles Unified	Los Angeles	Olive Vista Middle	57/64733-00-638	11/01/17	\$ 6,669,152	\$ -	
San Benito High	San Benito	San Benito High	57/67538-00-005	11/01/17	\$ 8,893,601	\$ -	
San Benito High	San Benito	San Benito High	57/67538-00-006	11/03/17	\$ 11,291,330	\$ -	
San Marcos Unified	San Diego	Alvin M. Dunn Elementary	57/73791-00-007	11/03/17	\$ 2,716,054	\$ -	

SFP APPLICATIONS
 Modernization School Facilities Program
 - Workload as of March 31, 2019 -

District	County	Site Name	Application Number	OPSC Date Received	Estimated State Grant (a)	Financial Hardship (b)	Notification Occurred**
Jurupa Unified	Riverside	Mission Bell Elementary	57/67090-00-013	11/09/17	\$ 1,435,563	\$ -	
Chaffey Joint Union High	San Bernardino	Chaffey High	57/67652-00-006	11/09/17	\$ 21,161,925	\$ -	
Armona Union Elementary	Kings	Armona Elementary	57/63875-00-002	11/13/17	\$ 366,389	\$ 244,260	
Romoland Elementary	Riverside	Romoland Elementary	57/67231-00-002	11/14/17	\$ 2,021,328	\$ -	
Visalia Unified	Tulare	Mineral King Elementary	57/72256-00-022	11/16/17	\$ 4,085,803	\$ -	
Muroc Joint Unified	Kern	Bailey Avenue Elementary	57/63685-00-009	11/22/17	\$ 348,035	\$ 232,023	
Elk Grove Unified	Sacramento	Franklin High	57/67314-00-020	11/28/17	\$ 1,131,367	\$ -	
San Jacinto Unified	Riverside	San Jacinto High	57/67249-00-008	11/29/17	\$ 2,089,406	\$ -	
Corona-Norco Unified	Riverside	Centennial High	57/67033-00-017	11/30/17	\$ 1,344,548	\$ -	
Fullerton Joint Union High	Orange	Fullerton Union High	57/66514-00-018	12/01/17	\$ 981,045	\$ -	
Millville Elementary	Shasta	Millville Elementary	57/70052-00-003	12/04/17	\$ 678,155	\$ 452,103	
Los Angeles Unified	Los Angeles	La Salle Avenue Elementary	57/64733-00-639	12/05/17	\$ 3,367,284	\$ -	
Elk Grove Unified	Sacramento	Laguna Creek High	57/67314-00-021	12/05/17	\$ 3,491,746	\$ -	
Buena Park Elementary	Orange	Buena Park Junior High	57/66456-00-008	12/07/17	\$ 2,068,018	\$ -	
Buena Park Elementary	Orange	Carl E. Gilbert Elementary	57/66456-00-009	12/07/17	\$ 1,114,370	\$ -	
Buena Park Elementary	Orange	James A. Whitaker Elementary	57/66456-00-010	12/07/17	\$ 1,570,372	\$ -	
Buena Park Elementary	Orange	Charles G. Emery Elementary	57/66456-00-011	12/07/17	\$ 997,188	\$ -	
Buena Park Elementary	Orange	Mabel L. Pendleton Elementary	57/66456-00-012	12/07/17	\$ 1,104,993	\$ -	
Centralia Elementary	Orange	Centralia Elementary	57/66472-00-010	12/07/17	\$ 1,644,013	\$ -	
San Bernardino City Unified	San Bernardino	Muscoy Elementary	57/67876-00-106	12/07/17	\$ 509,155	\$ -	
San Ysidro Elementary	San Diego	Smythe Elementary	57/68379-00-002	12/07/17	\$ 3,108,949	\$ -	
San Ysidro Elementary	San Diego	La Mirada Elementary	57/68379-00-003	12/07/17	\$ 2,652,962	\$ -	
Santa Ynez Valley Union High	Santa Barbara	Santa Ynez Valley Union High	57/69328-00-001	12/07/17	\$ 9,557,589	\$ -	
Buena Park Elementary	Orange	Arthur F. Corey Elementary	57/66456-00-013	12/15/17	\$ 1,132,892	\$ -	
Buena Park Elementary	Orange	Gordon H. Beatty Elementary	57/66456-00-014	12/15/17	\$ 1,300,307	\$ -	
Trinity Alps Unified	Trinity	Trinity High	57/76513-00-001	12/15/17	\$ 3,719,508	\$ -	
Downey Unified	Los Angeles	Gauldin Elementary	57/64451-00-031	12/18/17	\$ 1,809,488	\$ -	
San Marino Unified	Los Angeles	Huntington Middle	57/64964-00-008	12/20/17	\$ 2,431,828	\$ -	
Del Mar Union Elementary	San Diego	Carmel Del Mar Elementary	57/68056-00-004	12/22/17	\$ 2,376,647	\$ -	
Lowell Joint	Los Angeles	Olita Elementary	57/64766-00-001	12/26/17	\$ 3,060,024	\$ -	
Irvine Unified	Orange	Stone Creek Elementary	57/73650-00-024	12/26/17	\$ 1,411,210	\$ -	
Hayward Unified	Alameda	Hayward High	57/61192-00-003	12/28/17	\$ 9,871,566	\$ -	
Hayward Unified	Alameda	Tennyson High	57/61192-00-004	12/28/17	\$ 2,954,628	\$ -	
Hayward Unified	Alameda	Mt Eden High	57/61192-00-005	12/28/17	\$ 10,564,457	\$ -	
Clovis Unified	Fresno	Buchanan High	57/62117-00-056	01/02/18	\$ 10,402,026	\$ -	
Cypress Elementary	Orange	Margaret Landell Elementary	57/66480-00-006	01/02/18	\$ 988,220	\$ -	
Elk Grove Unified	Sacramento	Valley High	57/67314-00-022	01/04/18	\$ 1,570,493	\$ -	
Jurupa Unified	Riverside	Rubidoux High	57/67090-00-014	01/08/18	\$ 5,548,044	\$ -	
Buellton Union Elementary	Santa Barbara	Jonata Middle	57/69138-00-002	01/08/18	\$ 1,405,957	\$ -	
Butteville Union Elementary	Siskiyou	Butteville Elementary	57/70201-00-002	01/08/18	\$ 93,592	\$ 62,394	
Paradise Unified	Butte	Paradise Senior High	57/61531-00-003	01/12/18	\$ 4,482,717	\$ -	
William S. Hart Union High	Los Angeles	Placerita Junior High	57/65136-00-010	01/16/18	\$ 1,492,386	\$ -	
Alhambra Unified	Los Angeles	Repetto Elementary	57/75713-00-028	01/16/18	\$ 2,931,994	\$ -	
Alhambra Unified	Los Angeles	Monterey Highlands Elementary	57/75713-00-029	01/16/18	\$ 1,706,453	\$ -	
San Ramon Valley Unified	Contra Costa	Stone Valley Middle	57/61804-00-032	01/17/18	\$ 4,133,251	\$ -	
Monson-Sultana Joint Union Elementary	Tulare	Monson-Sultana Elementary	57/72009-00-002	01/22/18	\$ 118,375	\$ 78,917	
Elk Grove Unified	Sacramento	Sierra-Enterprise Elementary	57/67314-00-023	01/24/18	\$ 1,549,084	\$ -	
Merced City Elementary	Merced	Luther Burbank Elementary	57/65771-00-015	01/25/18	\$ 1,852,259	\$ -	

SFP APPLICATIONS
 Modernization School Facilities Program
 - Workload as of March 31, 2019 -

District	County	Site Name	Application Number	OPSC Date Received	Estimated State Grant (a)	Financial Hardship (b)	Notification Occurred**
Elk Grove Unified	Sacramento	Florin High	57/67314-00-024	01/25/18	\$ 5,258,009	\$ -	
Irvine Unified	Orange	Irvine High	57/73650-00-025	01/25/18	\$ 3,874,257	\$ -	
Irvine Unified	Orange	University High	57/73650-00-026	01/25/18	\$ 654,092	\$ -	
Los Angeles Unified	Los Angeles	George Washington Carver Middle	57/64733-00-640	02/07/18	\$ 4,864,058	\$ -	
Los Angeles Unified	Los Angeles	Harrison Street Elementary	57/64733-00-641	02/12/18	\$ 1,904,407	\$ -	
Los Angeles Unified	Los Angeles	First Street Elementary	57/64733-00-642	02/12/18	\$ 2,634,671	\$ -	
Los Angeles Unified	Los Angeles	Main Street Elementary	57/64733-00-643	02/12/18	\$ 8,234,489	\$ -	
San Diego Unified	San Diego	University City High	57/68338-00-230	02/13/18	\$ 12,621,539	\$ -	
Temecula Valley Unified	Riverside	Temecula Middle	57/75192-00-009	02/13/18	\$ 5,317,887	\$ -	
Atwater Elementary	Merced	Mitchell Intermediate	57/65631-00-007	02/15/18	\$ 5,526,380	\$ -	
Atwater Elementary	Merced	Bellevue Elementary	57/65631-00-008	02/15/18	\$ 467,043	\$ -	
Grossmont Union High	San Diego	Granite Hills High	57/68130-00-027	02/15/18	\$ 619,301	\$ -	
Twin Rivers Unified	Sacramento	Warren A Allison Elementary	57/76505-00-055	02/16/18	\$ 644,619	\$ -	
Twin Rivers Unified	Sacramento	Westside Elementary	57/76505-00-056	02/16/18	\$ 1,170,571	\$ -	
Los Angeles Unified	Los Angeles	Nobel Junior Magnet Center	57/64733-00-644	02/20/18	\$ 2,641,139	\$ -	
Los Angeles Unified	Los Angeles	Wilmington Middle	57/64733-00-645	02/20/18	\$ 1,404,708	\$ -	
Los Angeles Unified	Los Angeles	Haddon Avenue Elementary	57/64733-00-646	02/20/18	\$ 536,406	\$ -	
Los Angeles Unified	Los Angeles	Albion Street Elementary	57/64733-00-647	02/20/18	\$ 2,199,699	\$ -	
Los Angeles Unified	Los Angeles	Edwin Markham Middle	57/64733-00-648	02/20/18	\$ 2,487,925	\$ -	
Los Angeles Unified	Los Angeles	Florence Nightingale Middle	57/64733-08-007	02/20/18	\$ 2,028,913	\$ -	
Los Angeles Unified	Los Angeles	Glenn Hammond Curtiss Middle	57/64733-32-023	02/20/18	\$ 930,225	\$ -	
Los Angeles Unified	Los Angeles	Jordan High School Magnet	57/64733-68-008	02/20/18	\$ 2,284,577	\$ -	
Twin Rivers Unified	Sacramento	Rio Linda High	57/76505-00-057	02/20/18	\$ 1,687,709	\$ -	
Kentfield Elementary	Marin	Adaline E Kent Middle	57/65334-00-003	02/26/18	\$ 1,206,043	\$ -	
Los Angeles Unified	Los Angeles	Robert F Kennedy Elementary	57/64733-00-649	02/27/18	\$ 526,280	\$ -	
Los Angeles Unified	Los Angeles	Sixty-Eighth Street Elementary	57/64733-00-650	02/27/18	\$ 1,012,789	\$ -	
Los Angeles Unified	Los Angeles	Ulysses S Grant Senior High	57/64733-00-651	02/27/18	\$ 2,313,254	\$ -	
Los Angeles Unified	Los Angeles	Bell Senior High	57/64733-00-652	02/27/18	\$ 2,904,452	\$ -	
San Ramon Valley Unified	Contra Costa	California High	57/61804-00-033	03/01/18	\$ 920,156	\$ -	
Irvine Unified	Orange	Eastshore Elementary	57/73650-00-027	03/02/18	\$ 694,305	\$ -	
Irvine Unified	Orange	Springbrook Elementary	57/73650-00-028	03/02/18	\$ 3,097,577	\$ -	
Irvine Unified	Orange	Westpark Elementary	57/73650-00-029	03/02/18	\$ 3,415,758	\$ -	
Los Angeles Unified	Los Angeles	Rowan Avenue Elementary	57/64733-00-653	03/07/18	\$ 3,054,459	\$ -	
Los Angeles Unified	Los Angeles	Kester Avenue Elementary	57/64733-00-654	03/07/18	\$ 837,340	\$ -	
Los Angeles Unified	Los Angeles	Chandler Elementary School	57/64733-00-655	03/07/18	\$ 552,849	\$ -	
Los Angeles Unified	Los Angeles	Locke High School	57/64733-00-656	03/07/18	\$ 2,788,345	\$ -	
Los Angeles Unified	Los Angeles	Eagle Rock High	57/64733-00-657	03/07/18	\$ 5,881,556	\$ -	
Los Angeles Unified	Los Angeles	Woodrow Wilson Senior High	57/64733-00-658	03/07/18	\$ 3,778,899	\$ -	
Los Angeles Unified	Los Angeles	John F Kennedy High	57/64733-00-659	03/07/18	\$ 1,186,141	\$ -	
Los Angeles Unified	Los Angeles	John Marshall Senior High	57/64733-12-010	03/07/18	\$ 2,007,360	\$ -	
Los Angeles Unified	Los Angeles	Western Avenue Elementary	57/64733-25-011	03/07/18	\$ 3,032,859	\$ -	
Los Angeles Unified	Los Angeles	Gault Street Elementary	57/64733-37-007	03/07/18	\$ 370,632	\$ -	
Los Angeles Unified	Los Angeles	Bonita Street Elementary	57/64733-54-026	03/07/18	\$ 572,611	\$ -	
South San Francisco Unified	San Mateo	Monte Verde Elementary	57/69070-00-016	03/09/18	\$ 983,845	\$ -	
Delano Union Elementary	Kern	Del Vista Elementary	57/63404-00-003	03/13/18	\$ 3,013,353	\$ 2,008,902	
Dinuba Unified	Tulare	Roosevelt Elementary	57/75531-00-011	03/13/18	\$ 1,548,789	\$ 1,032,526	
Los Angeles Unified	Los Angeles	McKinley Avenue Elementary	57/64733-00-660	03/14/18	\$ 348,676	\$ -	
Los Angeles Unified	Los Angeles	Taft (William Howard) High	57/64733-00-661	03/14/18	\$ 721,067	\$ -	

SFP APPLICATIONS
 Modernization School Facilities Program
 - Workload as of March 31, 2019 -

District	County	Site Name	Application Number	OPSC Date Received	Estimated State Grant (a)	Financial Hardship (b)	Notification Occurred**
Los Angeles Unified	Los Angeles	Benjamin Franklin Senior High	57/64733-00-662	03/14/18	\$ 797,799	\$ -	
Los Angeles Unified	Los Angeles	Hollywood Senior High	57/64733-00-663	03/14/18	\$ 6,482,058	\$ -	
Los Angeles Unified	Los Angeles	Reseda Elementary	57/64733-00-664	03/14/18	\$ 1,482,368	\$ -	
Los Angeles Unified	Los Angeles	James Monroe High	57/64733-00-665	03/14/18	\$ 2,292,973	\$ -	
Los Angeles Unified	Los Angeles	South Gate Middle	57/64733-16-012	03/14/18	\$ 1,154,193	\$ -	
Los Angeles Unified	Los Angeles	Van Nuys Senior High	57/64733-27-010	03/14/18	\$ 6,339,910	\$ -	
Los Angeles Unified	Los Angeles	Grover Cleveland High	57/64733-41-007	03/14/18	\$ 4,262,185	\$ -	
Los Angeles Unified	Los Angeles	Pacific Boulevard	57/64733-74-002	03/14/18	\$ 747,956	\$ -	
Gerber Union Elementary	Tehama	Gerber Elementary	57/71548-00-002	03/15/18	\$ 116,939	\$ 77,959	
Twin Rivers Unified	Sacramento	Madison Elementary	57/76505-00-058	03/15/18	\$ 1,189,769	\$ -	
Temecula Valley Unified	Riverside	Paloma Elementary	57/75192-00-010	03/20/18	\$ 1,520,714	\$ -	
Temecula Valley Unified	Riverside	Red Hawk Elementary	57/75192-00-011	03/20/18	\$ 2,813,360	\$ -	
Temecula Valley Unified	Riverside	Pauba Valley Elementary	57/75192-00-012	03/20/18	\$ 1,520,714	\$ -	
Long Beach Unified	Los Angeles	Roosevelt Elementary	57/64725-05-001	03/21/18	\$ 6,227,165	\$ -	
Los Angeles Unified	Los Angeles	Belmont Senior High	57/64733-00-666	03/21/18	\$ 2,606,931	\$ -	
Los Angeles Unified	Los Angeles	Balboa Gifted/High Ability Magnet Elementary	57/64733-00-667	03/21/18	\$ 784,830	\$ -	
Los Angeles Unified	Los Angeles	Millikan Middle	57/64733-00-668	03/21/18	\$ 956,714	\$ -	
Los Angeles Unified	Los Angeles	Lull Special Education	57/64733-00-669	03/21/18	\$ 696,153	\$ -	
Los Angeles Unified	Los Angeles	52nd Street Elementary	57/64733-00-670	03/21/18	\$ 2,152,602	\$ -	
Mother Lode Union Elementary	El Dorado	Indian Creek Elementary	57/61929-00-005	03/22/18	\$ 2,336,628	\$ -	
Waugh Elementary	Sonoma	Meadow Elementary	57/70995-00-001	03/22/18	\$ 1,033,178	\$ -	
Benicia Unified	Solano	Joe Henderson Elementary	57/70524-00-010	03/23/18	\$ 724,721	\$ -	
Benicia Unified	Solano	Benicia Middle	57/70524-00-011	03/26/18	\$ 830,584	\$ -	
Benicia Unified	Solano	Matthew Turner Elementary	57/70524-00-012	03/26/18	\$ 787,575	\$ -	
Los Angeles Unified	Los Angeles	El Camino Real High	57/64733-44-006	03/28/18	\$ 1,071,828	\$ -	
Livingston Union	Merced	Campus Park Elementary	57/65748-00-003	03/28/18	\$ 1,398,819	\$ -	
Livingston Union	Merced	Selma Herndon Elementary	57/65748-00-004	03/28/18	\$ 1,233,166	\$ -	
Livingston Union	Merced	Yamato Colony Elementary	57/65748-00-005	03/28/18	\$ 2,686,921	\$ -	
Cutler-Orosi Joint Unified	Tulare	Palm Elementary	57/71860-00-010	03/28/18	\$ 1,020,048	\$ -	
Cutler-Orosi Joint Unified	Tulare	Golden Valley Elementary	57/71860-00-011	03/28/18	\$ 3,172,443	\$ -	
Cutler-Orosi Joint Unified	Tulare	El Monte Middle	57/71860-00-012	03/28/18	\$ 1,744,081	\$ -	
Dublin Unified	Alameda	Dublin High	57/75093-00-010	03/28/18	\$ 9,246,629	\$ -	
Temple City Unified	Los Angeles	Longden Elementary	57/65052-00-012	03/30/18	\$ 4,207,743	\$ -	
Alvord Unified	Riverside	Valley View Elementary	57/66977-00-019	03/30/18	\$ 1,134,030	\$ -	
Santa Ynez Valley Union High	Santa Barbara	Santa Ynez Valley Union High	57/69328-00-002	03/30/18	\$ 9,690,985	\$ -	
Delano Union Elementary	Kern	Albany Park Elementary	57/63404-00-004	04/02/18	\$ 2,143,037	\$ 1,428,691	
Delano Union Elementary	Kern	Nueva Vista Language Academy	57/63404-00-005	04/02/18	\$ 2,479,934	\$ 1,653,289	
Standard Elementary	Kern	Standard Middle	57/63792-00-002	04/02/18	\$ 6,160,251	\$ -	
Buckeye Union Elementary	El Dorado	Blue Oak Elementary	57/61838-00-008	04/03/18	\$ 2,975,476	\$ -	
Los Angeles Unified	Los Angeles	Venice Senior High	57/64733-00-671	04/04/18	\$ 7,404,266	\$ -	
Los Angeles Unified	Los Angeles	San Fernando Middle	57/64733-28-016	04/04/18	\$ 2,280,771	\$ -	
Benicia Unified	Solano	Mary Farmar Elementary	57/70524-00-013	04/05/18	\$ 728,292	\$ -	
Benicia Unified	Solano	Robert Semple Elementary	57/70524-00-014	04/05/18	\$ 728,292	\$ -	
Los Angeles Unified	Los Angeles	Los Angeles Center for Enriched Studies	57/64733-00-672	04/11/18	\$ 3,988,704	\$ -	
San Bernardino City Unified	San Bernardino	San Andreas High	57/67876-00-107	04/11/18	\$ 646,695	\$ -	
Irvine Unified	Orange	Rancho San Joaquin Middle	57/73650-00-030	04/11/18	\$ 543,617	\$ -	
Mujroc Joint Unified	Kern	Bailey Avenue Elementary	57/63685-00-009	04/12/18	\$ 3,160,473	\$ 2,106,982	
Coalinga-Huron Unified	Fresno	Huron Elementary	57/62125-00-008	04/13/18	\$ 3,663,751	\$ -	

SFP APPLICATIONS
 Modernization School Facilities Program
 - Workload as of March 31, 2019 -

District	County	Site Name	Application Number	OPSC Date Received	Estimated State Grant (a)	Financial Hardship (b)	Notification Occurred**
Davis Joint Unified	Yolo	Davis Senior High	57/72678-00-014	04/13/18	\$ 1,399,278	\$ -	
Benicia Unified	Solano	Benicia High	57/70524-00-015	04/16/18	\$ 3,765,446	\$ -	
Fullerton Joint Union High	Orange	Sunny Hills High	57/66514-00-019	04/17/18	\$ 98,846	\$ -	
Fullerton Joint Union High	Orange	Troy High	57/66514-00-020	04/17/18	\$ 1,713,218	\$ -	
Los Angeles Unified	Los Angeles	Chatsworth High	57/64733-00-673	04/18/18	\$ 4,929,033	\$ -	
Los Angeles Unified	Los Angeles	Lorena Street Elementary	57/64733-00-674	04/18/18	\$ 1,037,103	\$ -	
Los Angeles Unified	Los Angeles	Banning (Phineas) Senior High	57/64733-32-024	04/18/18	\$ 1,041,187	\$ -	
Clay Joint Elementary	Fresno	Clay Elementary	57/62109-00-003	04/19/18	\$ 772,104	\$ -	
Elk Grove Unified	Sacramento	Elk Grove Elementary	57/67314-00-025	04/23/18	\$ 1,016,091	\$ -	
Tahoe-Truckee Unified	Placer	Glenshire Elementary	57/66944-00-014	04/24/18	\$ 837,536	\$ -	
Sacramento City Unified	Sacramento	C K McClatchy High	57/67439-00-076	04/24/18	\$ 2,545,153	\$ -	
South San Francisco Unified	San Mateo	South San Francisco High	57/69070-00-017	04/24/18	\$ 746,113	\$ -	
Cupertino Union	Santa Clara	Cupertino Middle	57/69419-00-026	04/24/18	\$ 3,096,480	\$ -	
Cupertino Union	Santa Clara	Manuel De Vargas Elementary	57/69419-00-027	04/24/18	\$ 632,641	\$ -	
Cupertino Union	Santa Clara	Montclair Elementary	57/69419-00-028	04/24/18	\$ 647,975	\$ -	
Golden Plains Unified	Fresno	Tranquillity High	57/75234-00-005	04/24/18	\$ 1,386,105	\$ -	
Los Angeles Unified	Los Angeles	Verdugo Hills Senior High	57/64733-00-675	04/25/18	\$ 2,416,917	\$ -	
Los Angeles Unified	Los Angeles	Gridley Street Elementary	57/64733-00-676	04/25/18	\$ 1,095,306	\$ -	
Los Angeles Unified	Los Angeles	Sylmar Senior High	57/64733-00-677	04/25/18	\$ 866,850	\$ -	
Los Angeles Unified	Los Angeles	Taft (William Howard) Senior High	57/64733-00-678	04/25/18	\$ 1,124,582	\$ -	
Los Angeles Unified	Los Angeles	Reseda Elementary	57/64733-00-679	04/25/18	\$ 685,352	\$ -	
Los Angeles Unified	Los Angeles	Coldwater Canyon Elementary	57/64733-00-680	04/25/18	\$ 3,245,312	\$ -	
Los Angeles Unified	Los Angeles	Thomas Jefferson Senior High	57/64733-13-010	04/25/18	\$ 1,883,555	\$ -	
Los Angeles Unified	Los Angeles	Carson Senior High	57/64733-54-027	04/25/18	\$ 6,125,746	\$ -	
Lakeport Unified	Lake	Clear Lake High	57/64030-00-008	04/26/18	\$ 784,683	\$ -	
Black Butte Union Elementary	Shasta	Black Butte Elementary	57/69880-00-003	05/01/18	\$ 796,401	\$ -	
Los Angeles Unified	Los Angeles	Annalee Avenue Elementary	57/64733-00-681	05/02/18	\$ 668,195	\$ -	
Los Angeles Unified	Los Angeles	Alexander Hamilton Senior High	57/64733-00-682	05/02/18	\$ 1,207,579	\$ -	
Los Angeles Unified	Los Angeles	Walter Reed Middle	57/64733-00-683	05/02/18	\$ 1,630,748	\$ -	
Los Angeles Unified	Los Angeles	Downtown Business High	57/64733-00-684	05/02/18	\$ 5,096,247	\$ -	
Los Angeles Unified	Los Angeles	Joseph Le Conte Middle	57/64733-00-685	05/02/18	\$ 609,079	\$ -	
Las Virgenes Unified	Los Angeles	Lupin Hill Elementary	57/64683-00-010	05/03/18	\$ 907,224	\$ -	
Centinela Valley Union High	Los Angeles	Lawndale High	57/64352-00-007	05/04/18	\$ 1,666,540	\$ -	
Golden Plains Unified	Fresno	Helm Elementary	57/75234-00-006	05/04/18	\$ 273,216	\$ -	
South San Francisco Unified	San Mateo	Spruce Elementary	57/69070-00-018	05/07/18	\$ 963,293	\$ -	
South San Francisco Unified	San Mateo	Ponderosa Elementary	57/69070-00-019	05/07/18	\$ 667,709	\$ -	
Cupertino Union	Santa Clara	Nelson S Dilworth Elementary	57/69419-00-029	05/07/18	\$ 510,003	\$ -	
Soquel Union Elementary	Santa Cruz	Soquel Elementary	57/69849-00-006	05/07/18	\$ 227,584	\$ -	
Soquel Union Elementary	Santa Cruz	Santa Cruz Gardens Elementary	57/69849-00-007	05/07/18	\$ 45,993	\$ -	
Soquel Union Elementary	Santa Cruz	Main Street Elementary	57/69849-00-008	05/07/18	\$ 484,424	\$ -	
Kelseyville Unified	Lake	Kelseyville High	57/64014-00-002	05/08/18	\$ 3,235,923	\$ -	
Visalia Unified	Tulare	Goshen Elementary	57/72256-00-023	05/08/18	\$ 1,637,692	\$ -	
Visalia Unified	Tulare	Mt Whitney High	57/72256-00-024	05/08/18	\$ 1,606,243	\$ -	
Visalia Unified	Tulare	Redwood High	57/72256-00-025	05/08/18	\$ 673,562	\$ -	
Visalia Unified	Tulare	Royal Oaks Elementary	57/72256-00-026	05/08/18	\$ 859,384	\$ -	
Norwalk-La Mirada Unified	Los Angeles	Julia B Morrison Elementary	57/64840-00-030	05/10/18	\$ 178,787	\$ -	
Oxnard	Ventura	Harrington Elementary	57/72538-00-027	05/10/18	\$ 584,890	\$ -	
Irvine Unified	Orange	Brywood Elementary	57/73650-00-031	05/10/18	\$ 2,870,668	\$ -	

SFP APPLICATIONS
 Modernization School Facilities Program
 - Workload as of March 31, 2019 -

District	County	Site Name	Application Number	OPSC Date Received	Estimated State Grant (a)	Financial Hardship (b)	Notification Occurred**
Hollister	San Benito	Rancho San Justo	57/67470-00-003	05/11/18	\$ 1,567,920	\$ -	
Willows Unified	Glenn	Willows High	57/62661-00-005	05/15/18	\$ 2,842,688	\$ -	
Los Angeles Unified	Los Angeles	Logan Street Elementary	57/64733-00-686	05/15/18	\$ 656,134	\$ -	
Los Angeles Unified	Los Angeles	Humphreys Avenue Elementary	57/64733-00-687	05/15/18	\$ 6,897,346	\$ -	
Los Angeles Unified	Los Angeles	Audubon Middle	57/64733-00-688	05/15/18	\$ 3,835,933	\$ -	
Los Angeles Unified	Los Angeles	Francisco Bravo Medical Magnet High	57/64733-00-689	05/15/18	\$ 1,895,608	\$ -	
Los Angeles Unified	Los Angeles	Loyola Village Elementary	57/64733-00-690	05/15/18	\$ 561,038	\$ -	
Los Angeles Unified	Los Angeles	Theodore Roosevelt Senior High	57/64733-05-018	05/15/18	\$ 2,530,954	\$ -	
Barstow Unified	San Bernardino	Skyline North Elementary	57/67611-00-002	05/16/18	\$ 2,775,233	\$ -	
Twin Rivers Unified	Sacramento	Pacific Career and Technology High	57/76505-00-059	05/16/18	\$ 2,455,163	\$ -	
Twin Rivers Unified	Sacramento	Hazel Strauch Elementary	57/76505-00-060	05/16/18	\$ 1,475,739	\$ -	
Twin Rivers Unified	Sacramento	Sierra View Elementary	57/76505-00-061	05/16/18	\$ 662,000	\$ -	
Twin Rivers Unified	Sacramento	Pioneer Elementary	57/76505-00-062	05/16/18	\$ 1,116,763	\$ -	
Twin Rivers Unified	Sacramento	Kohler Elementary	57/76505-00-063	05/16/18	\$ 540,891	\$ -	
Coalinga-Huron Unified	Fresno	Sunset Elementary	57/62125-00-009	05/17/18	\$ 1,901,985	\$ -	
Coalinga-Huron Unified	Fresno	Henry F Bishop Elementary	57/62125-00-010	05/17/18	\$ 654,137	\$ -	
Hollister	San Benito	Gabilan Hills	57/67470-00-004	05/17/18	\$ 896,187	\$ -	
Gravenstein Union Elementary	Sonoma	Gravenstein Elementary	57/70714-00-003	05/17/18	\$ 2,144,261	\$ -	
Wasco Union Elementary	Kern	Palm Avenue Elementary	57/63842-00-004	05/21/18	\$ 949,748	\$ 633,165	
Elk Grove Unified	Sacramento	Union House Elementary	57/67314-00-026	05/21/18	\$ 1,603,056	\$ -	
Tustin Unified	Orange	Robert Heideman Elementary	57/73643-00-022	05/21/18	\$ 2,913,416	\$ -	
Konocti Unified	Lake	Konocti Education Center	57/64022-00-012	05/22/18	\$ 872,113	\$ -	
Los Angeles Unified	Los Angeles	Charles Maclay Middle	57/64733-00-691	05/22/18	\$ 2,688,503	\$ -	
Los Angeles Unified	Los Angeles	Forty-Ninth Street Elementary	57/64733-00-692	05/22/18	\$ 551,314	\$ -	
Los Angeles Unified	Los Angeles	Apperson Street Elementary	57/64733-00-693	05/22/18	\$ 838,001	\$ -	
Los Angeles Unified	Los Angeles	Los Angeles High	57/64733-00-694	05/22/18	\$ 3,975,731	\$ -	
Los Angeles Unified	Los Angeles	Garden Grove Elementary	57/64733-00-695	05/22/18	\$ 711,536	\$ -	
Round Valley Unified	Mendocino	Round Valley High	57/65607-00-001	05/22/18	\$ 1,003,579	\$ -	
Round Valley Unified	Mendocino	Round Valley Elementary	57/65607-00-002	05/22/18	\$ 1,554,144	\$ -	
Jurupa Unified	Riverside	Glen Avon Elementary	57/67090-00-015	05/22/18	\$ 3,271,033	\$ -	
Grossmont Union High	San Diego	Valhalla High	57/68130-12-001	05/22/18	\$ 424,477	\$ -	
San Dieguito Union High	San Diego	Torrey Pines High	57/68346-00-007	05/22/18	\$ 13,663,077	\$ -	
Morgan Hill Unified	Santa Clara	Paradise Valley Engineering Academy	57/69583-00-012	05/22/18	\$ 2,318,970	\$ -	
Morgan Hill Unified	Santa Clara	Paradise Valley Engineering Academy	57/69583-00-013	05/22/18	\$ 614,091	\$ -	
Oxnard	Ventura	Lemonwood Elementary	57/72538-00-028	05/24/18	\$ 818,846	\$ -	
Elk Grove Unified	Sacramento	John Reith Elementary	57/67314-00-027	05/25/18	\$ 2,635,486	\$ -	
Los Angeles Unified	Los Angeles	Emerson (Ralph Waldo) Junior M	57/64733-00-696	05/29/18	\$ 1,002,746	\$ -	
Los Angeles Unified	Los Angeles	Johnnie Cochran, Jr, Middle	57/64733-00-697	05/29/18	\$ 2,116,017	\$ -	
Los Angeles Unified	Los Angeles	North Hollywood Senior High	57/64733-22-014	05/29/18	\$ 3,567,845	\$ -	
West Covina Unified	Los Angeles	West Covina High	57/65094-00-014	05/30/18	\$ 4,443,279	\$ -	
San Juan Unified	Sacramento	Fair Oaks Elementary	57/67447-00-063	05/30/18	\$ 1,347,587	\$ -	
Hollister	San Benito	R O Hardin Elementary	57/67470-00-005	05/30/18	\$ 4,306,262	\$ -	
Atascadero Unified	San Luis Obispo	Santa Margarita Elementary	57/68700-00-007	05/30/18	\$ 2,043,520	\$ -	
Santa Ana Unified	Orange	Washington Elementary	57/66670-00-053	05/31/18	\$ 4,236,001	\$ -	
Cambrian	Santa Clara	Ida Price Middle	57/69385-00-014	06/04/18	\$ 2,259,551	\$ -	
Cambrian	Santa Clara	Steindorf STEAM K-8 Magnet	57/69385-00-015	06/04/18	\$ 2,739,367	\$ -	
Cambrian	Santa Clara	Bagby Elementary	57/69385-00-016	06/04/18	\$ 410,783	\$ -	
Cambrian	Santa Clara	Farnham Elementary	57/69385-00-017	06/04/18	\$ 874,369	\$ -	

SFP APPLICATIONS
 Modernization School Facilities Program
 - Workload as of March 31, 2019 -

District	County	Site Name	Application Number	OPSC Date Received	Estimated State Grant (a)	Financial Hardship (b)	Notification Occurred**
Cambrian	Santa Clara	Fammatre Elementary	57/69385-00-018	06/04/18	\$ 884,080	\$ -	
Dublin Unified	Alameda	Murray Elementary	57/75093-00-011	06/05/18	\$ 2,238,407	\$ -	
Clovis Unified	Fresno	Lincoln Elementary	57/62117-00-057	06/06/18	\$ 616,620	\$ -	
Dublin Unified	Alameda	Wells Middle	57/75093-00-012	06/06/18	\$ 1,048,020	\$ -	
Dublin Unified	Alameda	Wells Middle	57/75093-00-013	06/06/18	\$ 1,870,401	\$ -	
Dublin Unified	Alameda	Dublin Elementary	57/75093-00-014	06/06/18	\$ 2,924,401	\$ -	
Galt Joint Union High	Sacramento	Galt High	57/67355-00-002	06/08/18	\$ 4,162,983	\$ -	
San Bernardino City Unified	San Bernardino	San Bernardino High	57/67876-00-108	06/12/18	\$ 2,511,541	\$ -	
Los Angeles Unified	Los Angeles	Cienega Elementary	57/64733-00-698	06/13/18	\$ 1,370,920	\$ -	
Los Angeles Unified	Los Angeles	Canoga Park Senior High	57/64733-00-699	06/13/18	\$ 4,964,944	\$ -	
Los Angeles Unified	Los Angeles	Harrison Street Elementary	57/64733-00-700	06/13/18	\$ 1,024,516	\$ -	
Riverdale Joint Unified	Fresno	Riverdale Elementary	57/75408-00-006	06/14/18	\$ 690,356	\$ -	
Tracy Joint Unified	San Joaquin	Central Elementary	57/75499-00-012	06/14/18	\$ 2,987,345	\$ -	
Solana Beach Elementary	San Diego	Solana Highlands Elementary	57/68387-00-003	06/15/18	\$ 2,573,516	\$ -	
Barstow Unified	San Bernardino	Barstow Fine Arts Academy (formerly Barstow Inte	57/67611-00-003	06/18/18	\$ 4,053,288	\$ -	
Pleasant View Elementary	Tulare	Pleasant View Elementary	57/72058-00-002	06/18/18	\$ 1,278,676	\$ 852,451	
Twin Rivers Unified	Sacramento	Harmon Johnson Elementary	57/76505-00-064	06/19/18	\$ 4,102,973	\$ -	
Centralia Elementary	Orange	George B Miller Elementary	57/66472-00-011	06/22/18	\$ 332,218	\$ -	
Centralia Elementary	Orange	Raymond Temple Elementary	57/66472-00-012	06/22/18	\$ 687,831	\$ -	
Grossmont Union High	San Diego	El Cajon Valley High	57/68130-00-028	06/22/18	\$ 3,143,831	\$ -	
Sweetwater Union High	San Diego	Bonita Vista Middle	57/68411-00-049	06/25/18	\$ 1,419,295	\$ -	
San Marcos Unified	San Diego	La Costa Meadows Elementary	57/73791-00-008	06/25/18	\$ 4,494,708	\$ -	
Colton Joint Unified	San Bernardino	Michael D'Arcy Elementary	57/67686-00-025	06/26/18	\$ 607,820	\$ -	
San Ramon Valley Unified	Contra Costa	California High	57/61804-00-034	06/28/18	\$ 3,194,794	\$ -	
Clovis Unified	Fresno	Alta Sierra Intermediate	57/62117-00-058	06/28/18	\$ 4,357,733	\$ -	
Santa Ana Unified	Orange	Garfield Elementary	57/66670-00-054	06/28/18	\$ 3,245,002	\$ -	
Grossmont Union High	San Diego	West Hills High	57/68130-00-029	06/28/18	\$ 6,613,614	\$ -	
Rescue Union Elementary	El Dorado	Lake Forest Elementary	57/61978-00-004	06/29/18	\$ 1,988,626	\$ -	
Western Placer Unified	Placer	Glen Edwards Middle	57/66951-00-003	06/29/18	\$ 5,187,814	\$ -	
Wright Elementary	Sonoma	J X Wilson Elementary	57/71035-00-003	07/03/18	\$ 290,190	\$ -	
Hydesville Elementary	Humboldt	Hydesville Elementary	57/62885-00-001	07/06/18	\$ 259,295	\$ -	
Elk Grove Unified	Sacramento	Samuel Jackman Middle	57/67314-00-028	07/09/18	\$ 3,294,373	\$ -	
Elk Grove Unified	Sacramento	Eddy Middle School	57/67314-00-029	07/09/18	\$ 4,124,718	\$ -	
Elk Grove Unified	Sacramento	David Reese Elementary	57/67314-00-030	07/09/18	\$ 1,585,986	\$ -	
Elk Grove Unified	Sacramento	Jackson Elementary	57/67314-00-031	07/09/18	\$ 1,792,428	\$ -	
Elk Grove Unified	Sacramento	Florin Elementary	57/67314-00-032	07/10/18	\$ 2,821,509	\$ -	
Los Angeles Unified	Los Angeles	Dodson Middle School	57/64733-20-020	07/11/18	\$ 2,394,270	\$ -	
Muroc Joint Unified	Kern	Boron Junior-Senior High	57/63685-00-010	07/12/18	\$ 3,108,287	\$ -	
Del Norte County Unified	Del Norte	Joe Hamilton Elementary	57/61820-00-007	07/13/18	\$ 500,295	\$ -	
Golden Plains Unified	Fresno	San Joaquin Elementary	57/75234-00-007	07/13/18	\$ 3,776,997	\$ -	
Imperial County Office of Education	Imperial	De Anza 9th Grade Academy	57/10132-00-002	07/16/18	\$ 319,723	\$ 213,149	
Elk Grove Unified	Sacramento	Florin High	57/67314-00-033	07/16/18	\$ 6,021,182	\$ -	
Solana Beach Elementary	San Diego	Skyline Elementary	57/68387-00-004	07/17/18	\$ 591,537	\$ -	
Firebaugh-Las Deltas Unified	Fresno	Firebaugh Middle	57/73809-00-006	07/17/18	\$ 513,079	\$ -	
Norwalk-La Mirada Unified	Los Angeles	Los Alisos Middle	57/64840-00-031	07/18/18	\$ 1,508,943	\$ -	
Fountain Valley Elementary	Orange	Masuda (Kazuo) Middle	57/66498-00-012	07/19/18	\$ 2,829,122	\$ -	
La Honda-Pescadero Unified	San Mateo	La Honda Elementary	57/68940-00-001	07/19/18	\$ 769,626	\$ -	
Sequoia Union High	San Mateo	Sequoia High	57/69062-00-038	07/19/18	\$ 2,850,756	\$ -	

SFP APPLICATIONS
 Modernization School Facilities Program
 - Workload as of March 31, 2019 -

District	County	Site Name	Application Number	OPSC Date Received	Estimated State Grant (a)	Financial Hardship (b)	Notification Occurred**
Franklin-McKinley Elementary	Santa Clara	Windmill Springs Elementary	57/69450-00-011	07/19/18	\$ 2,646,603	\$ -	
Franklin-McKinley Elementary	Santa Clara	Windmill Springs Elementary	57/69450-00-012	07/19/18	\$ 577,483	\$ -	
Torrance Unified	Los Angeles	Edward J Richardson Middle	57/65060-00-046	07/20/18	\$ 855,104	\$ -	
Ocean View Elementary	Orange	Westmont Elementary	57/66613-00-023	07/20/18	\$ 148,414	\$ -	
William S. Hart Union High	Los Angeles	Sierra Vista Junior High	57/65136-00-011	07/24/18	\$ 121,354	\$ -	
Fullerton Joint Union High	Orange	La Habra High	57/66514-00-021	07/24/18	\$ 964,915	\$ -	
Atascadero Unified	San Luis Obispo	Atascadero High	57/68700-00-008	07/24/18	\$ 1,343,650	\$ -	
Fairfield-Suisun Unified	Solano	Fairview Elementary	57/70540-00-018	07/24/18	\$ 2,802,793	\$ -	
Fairfield-Suisun Unified	Solano	Grange Middle	57/70540-00-019	07/24/18	\$ 1,245,177	\$ -	
Dublin Unified	Alameda	Dublin Elementary	57/75093-00-015	07/24/18	\$ 1,034,478	\$ -	
Norwalk-La Mirada Unified	Los Angeles	Arlie F Hutchinson Middle	57/64840-00-032	07/26/18	\$ 790,339	\$ -	
Norwalk-La Mirada Unified	Los Angeles	Gardenhill Elementary	57/64840-00-033	07/26/18	\$ 197,889	\$ -	
Garden Grove Unified	Orange	Merton E Hill Elementary	57/66522-00-087	07/26/18	\$ 228,917	\$ -	
Garden Grove Unified	Orange	C C Violette Elementary	57/66522-00-088	07/26/18	\$ 697,426	\$ -	
Garden Grove Unified	Orange	Heritage Elementary	57/66522-00-089	07/26/18	\$ 794,110	\$ -	
Oxnard Elementary	Ventura	Elm Street Elementary	57/72538-00-029	07/27/18	\$ 404,879	\$ -	
Oxnard Elementary	Ventura	McKinna Elementary	57/72538-00-030	07/27/18	\$ 467,912	\$ -	
Healdsburg Unified	Sonoma	Healdsburg Junior High	57/75390-00-003	07/30/18	\$ 2,573,598	\$ -	
Healdsburg Unified	Sonoma	Healdsburg High	57/75390-00-004	07/30/18	\$ 5,546,148	\$ -	
Barstow Unified	San Bernardino	Barstow Junior High	57/67611-00-004	07/31/18	\$ 5,061,294	\$ -	
Natomas Unified	Sacramento	Jefferson Elementary	57/75283-00-005	07/31/18	\$ 2,663,525	\$ -	
Los Angeles Unified	Los Angeles	Walnut Park Elementary	57/64733-00-701	08/01/18	\$ 454,404	\$ -	
Los Angeles Unified	Los Angeles	Fairfax Senior High	57/64733-00-702	08/01/18	\$ 1,160,178	\$ -	
Anaheim Union High	Orange	John F Kennedy High	57/66431-00-018	08/02/18	\$ 1,533,622	\$ -	
Anaheim Union High	Orange	John F Kennedy High	57/66431-00-019	08/02/18	\$ 1,942,357	\$ -	
Exeter Unified	Tulare	Wilson Middle	57/76836-00-001	08/02/18	\$ 988,148	\$ -	
Konocti Unified	Lake	Lower Lake Elementary	57/64022-00-013	08/06/18	\$ 2,618,613	\$ -	
Pomona Unified	Los Angeles	Alcott Elementary	57/64907-00-032	08/06/18	\$ 583,195	\$ -	
Pomona Unified	Los Angeles	Washington Elementary	57/64907-00-033	08/07/18	\$ 1,677,895	\$ -	
Newcastle Elementary	Placer	Newcastle Elementary	57/66852-00-002	08/07/18	\$ 756,513	\$ 504,342	
Los Nietos Elementary	Los Angeles	Los Nietos Middle	57/64758-00-005	08/08/18	\$ 4,492,891	\$ -	
Whittier City Elementary	Los Angeles	Walter F Dexter Middle	57/65110-00-014	08/08/18	\$ 4,321,829	\$ -	
Saddleback Valley Unified	Orange	Portola Hills Elementary	57/73635-00-040	08/08/18	\$ 4,443,161	\$ -	
Berkeley Unified	Alameda	John Muir Elementary	57/61143-00-018	08/09/18	\$ 2,594,312	\$ -	
Chico Unified	Butte	Neal Dow Elementary	57/61424-00-006	08/10/18	\$ 2,038,050	\$ -	
Chico Unified	Butte	Marigold Elementary	57/61424-00-007	08/10/18	\$ 2,585,715	\$ -	
Chico Unified	Butte	Loma Vista	57/61424-00-008	08/10/18	\$ 246,682	\$ -	
Chico Unified	Butte	Shasta Elementary	57/61424-00-009	08/10/18	\$ 2,133,364	\$ -	
San Antonio Union Elementary	Monterey	San Antonio Elementary	57/66167-00-002	08/13/18	\$ 196,390	\$ -	
Fruitvale Elementary	Kern	Discovery Elementary	57/63479-00-003	08/14/18	\$ 3,053,627	\$ -	
Fruitvale Elementary	Kern	Quailwood Elementary	57/63479-00-004	08/14/18	\$ 98,944	\$ -	
Fruitvale Elementary	Kern	Fruitvale Junior High	57/63479-00-005	08/14/18	\$ 944,020	\$ -	
Roberts Ferry Union Elementary	Stanislaus	Roberts Ferry Union Elementary	57/71233-00-002	08/15/18	\$ 53,085	\$ 35,390	
Los Angeles Unified	Los Angeles	Widney (Joseph Pomeroy) High	58/64733-00-004*	08/15/18	\$ 464,881	\$ -	
Willows Unified	Glenn	Willows Intermediate	57/62661-00-006	08/17/18	\$ 587,603	\$ -	
Willows Unified	Glenn	Murdock Elementary	57/62661-00-007	08/17/18	\$ 2,003,968	\$ -	
Santa Ana Unified	Orange	George Washington Carver Elementary	57/66670-00-055	08/17/18	\$ 2,972,873	\$ -	
Irvine Unified	Orange	Canyon View Elementary	57/73650-00-032	08/17/18	\$ 1,671,074	\$ -	

SFP APPLICATIONS
 Modernization School Facilities Program
 - Workload as of March 31, 2019 -

District	County	Site Name	Application Number	OPSC Date Received	Estimated State Grant (a)	Financial Hardship (b)	Notification Occurred**
Hughson Unified	Stanislaus	Emilie J Ross Middle	57/75549-00-004	08/17/18	\$ 422,593	\$ -	
Hughson Unified	Stanislaus	Hughson Elementary	57/75549-00-005	08/17/18	\$ 1,813,478	\$ -	
Central Union Elementary	Kings	Akers Elementary	57/63883-00-001	08/22/18	\$ 3,604,760	\$ 2,403,173	
Central Union Elementary	Kings	R J Neutra Elementary	57/63883-00-002	08/22/18	\$ 334,924	\$ 223,283	
Central Union Elementary	Kings	Central Elementary	57/63883-00-003	08/22/18	\$ 210,870	\$ 140,580	
Central Union Elementary	Kings	Stratford Elementary	57/63883-00-004	08/22/18	\$ 204,582	\$ 136,388	
San Dieguito Union High	San Diego	San Dieguito High Academy	57/68346-00-008	08/23/18	\$ 5,284,508	\$ -	
Ballico-Cressey Elementary	Merced	Ballico Elementary	57/65649-00-001	08/24/18	\$ 1,457,146	\$ 971,431	
Ballico-Cressey Elementary	Merced	Cressey Elementary	57/65649-00-002	08/24/18	\$ 796,291	\$ 530,861	
Huntington Beach City Elementary	Orange	Ralph E Hawes Elementary	57/66530-00-019	08/24/18	\$ 878,806	\$ -	
Tahoe-Truckee Unified	Placer	Kings Beach Elementary	57/66944-00-015	08/29/18	\$ 1,334,568	\$ -	
Irvine Unified	Orange	Meadow Park Elementary	57/73650-00-033	08/29/18	\$ 2,526,142	\$ -	
Lake Elementary	Glenn	Lake Elementary	57/62596-00-002	08/30/18	\$ 199,611	\$ 133,074	
Rescue Union Elementary	El Dorado	Marina Village Middle	57/61978-00-005	08/31/18	\$ 3,517,807	\$ -	
Nevada Joint Union High	Nevada	Bear River High	57/66357-00-011	08/31/18	\$ 1,701,785	\$ -	
Nevada Joint Union High	Nevada	Nevada Union High	57/66357-00-012	08/31/18	\$ 2,688,984	\$ -	
Galt Joint Union High	Sacramento	Galt High	57/67355-00-003	09/04/18	\$ 6,409,302	\$ -	
Golden Plains Unified	Fresno	Tranquillity Elementary	57/75234-00-008	09/04/18	\$ 292,319	\$ -	
Anaheim Union High	Orange	Dale Junior High	57/66431-00-020	09/05/18	\$ 2,140,488	\$ -	
Alta Loma Elementary	San Bernardino	Hermosa Elementary	57/67595-00-007	09/05/18	\$ 2,690,494	\$ -	
Alta Loma Elementary	San Bernardino	Deer Canyon Elementary	57/67595-00-008	09/05/18	\$ 2,877,659	\$ -	
Central Union High	Imperial	Southwest High	57/63115-00-004	09/06/18	\$ 1,517,899	\$ -	
Robla Elementary	Sacramento	Main Avenue Elementary	57/67421-00-002	09/06/18	\$ 1,349,608	\$ -	
Campbell Union High	Santa Clara	Branham High	57/69401-00-022	09/06/18	\$ 1,886,758	\$ -	
Jacoby Creek Elementary	Humboldt	Jacoby Creek	57/62893-00-002	09/07/18	\$ 226,432	\$ 150,955	
Twin Rivers Unified	Sacramento	Vineland Elementary	57/76505-00-065	09/07/18	\$ 987,407	\$ -	
Clovis Unified	Fresno	Liberty Elementary	57/62117-00-059	09/10/18	\$ 2,193,297	\$ -	
Ripon Unified	San Joaquin	Colony Oak Elementary	57/68650-00-004	09/10/18	\$ 2,462,491	\$ -	
South San Francisco Unified	San Mateo	Westborough Middle	57/69070-00-020	09/12/18	\$ 304,412	\$ -	
Gilroy Unified	Santa Clara	Gilroy High	57/69484-00-009	09/12/18	\$ 919,980	\$ -	
Anaheim Union High	Orange	Savanna High	57/66431-00-022	09/13/18	\$ 3,673,572	\$ -	
Tahoe-Truckee Unified	Placer	Donner Trail Elementary	57/66944-00-016	09/13/18	\$ 326,254	\$ -	
Berkeley Unified	Alameda	Berkeley High	57/61143-00-019	09/14/18	\$ 17,680,064	\$ -	
Berkeley Unified	Alameda	Jefferson Elementary	57/61143-00-020	09/14/18	\$ 841,012	\$ -	
Burbank Unified	Los Angeles	George Washington Elementary	57/64337-00-021	09/14/18	\$ 565,643	\$ -	
Burbank Unified	Los Angeles	Theodore Roosevelt Elementary	57/64337-00-022	09/14/18	\$ 1,282,669	\$ -	
Castro Valley Unified	Alameda	Canyon Middle	57/61150-00-025	09/17/18	\$ 1,369,317	\$ -	
Colton Joint Unified	San Bernardino	Colton Middle	57/67686-00-026	09/17/18	\$ 2,585,057	\$ -	
Franklin-McKinley Elementary	Santa Clara	G W Hellyer Elementary	57/69450-00-013	09/17/18	\$ 1,394,725	\$ -	
Washington Colony Elementary	Fresno	Washington Colony Elementary	57/62513-00-002	09/18/18	\$ 169,187	\$ 112,791	
Elk Grove Unified	Sacramento	Union House Elementary	57/67314-00-034	09/18/18	\$ 1,338,228	\$ -	
Kings River Union Elementary	Tulare	Kings River Elementary	57/71969-00-002	09/18/18	\$ 192,184	\$ 128,122	
Anaheim Union High	Orange	Oxford Academy	57/66431-00-023	09/19/18	\$ 2,216,299	\$ -	
Twin Rivers Unified	Sacramento	Fredrick Joyce Elementary	57/76505-00-066	09/19/18	\$ 3,874,280	\$ -	
Yuba County Office of Education	Yuba	Goldfield School (Sdl)	57/10587-00-003	09/20/18	\$ 367,576	\$ 245,051	
Live Oak Unified	Sutter	Live Oak Middle	57/71399-00-002	09/21/18	\$ 1,003,548	\$ -	
Live Oak Unified	Sutter	Luther Elementary	57/71399-00-003	09/21/18	\$ 610,682	\$ -	
Clear Creek Elementary	Nevada	Clear Creek Elementary	57/66324-00-002	09/24/18	\$ 39,656	\$ 26,437	

SFP APPLICATIONS
 Modernization School Facilities Program
 - Workload as of March 31, 2019 -

District	County	Site Name	Application Number	OPSC Date Received	Estimated State Grant (a)	Financial Hardship (b)	Notification Occurred**
Anaheim Elementary	Orange	Marshall (John) Elementary	57/66423-00-032	09/24/18	\$ 8,260,797	\$ -	
Berkeley Unified	Alameda	Willard Middle	57/61143-00-021	09/25/18	\$ 1,854,825	\$ -	
Monroe Elementary	Fresno	Monroe Elementary	57/62323-00-001	09/25/18	\$ 153,017	\$ 102,011	
Lakeport Unified	Lake	Terrace Middle	57/64030-00-009	09/25/18	\$ 1,743,589	\$ -	
Fairfield-Suisun Unified	Solano	Dan O Root Elementary	57/70540-00-020	09/25/18	\$ 3,261,347	\$ -	
Riverside Unified	Riverside	Polytechnic High	57/67215-00-035	09/26/18	\$ 3,692,426	\$ -	
Pomona Unified	Los Angeles	Diamond Point Elementary	57/64907-00-034	09/27/18	\$ 468,070	\$ -	
Pomona Unified	Los Angeles	Montvue Elementary	57/64907-00-035	09/27/18	\$ 472,591	\$ -	
Folsom-Cordova Unified	Sacramento	Oak Chan Elementary	57/67330-21-006	09/28/18	\$ 2,362,326	\$ -	
Ripon Unified	San Joaquin	Weston Elementary	57/68650-00-005	09/28/18	\$ 2,288,270	\$ -	
Roseville Joint Union High	Placer	Oakmont High	57/66928-00-004	10/01/18	\$ 2,152,365	\$ -	
San Ramon Valley Unified	Contra Costa	Montevideo Elementary	57/61804-00-035	10/02/18	\$ 2,858,942	\$ -	
Norwalk-La Mirada Unified	Los Angeles	Norwalk High	57/64840-00-034	10/03/18	\$ 1,726,535	\$ -	
San Ramon Valley Unified	Contra Costa	Green Valley Elementary	57/61804-00-036	10/04/18	\$ 3,312,817	\$ -	
Grossmont Union High	San Diego	Grossmont High	57/68130-00-030	10/05/18	\$ 3,110,103	\$ -	
Grossmont Union High	San Diego	Helix High	57/68130-00-031	10/08/18	\$ 3,895,700	\$ -	
Alameda Unified	Alameda	Edison Elementary	57/61119-00-020	10/09/18	\$ 974,685	\$ -	
San Ramon Valley Unified	Contra Costa	Golden View Elementary	57/61804-00-037	10/09/18	\$ 3,191,788	\$ -	
Westside Elementary	Fresno	Westside Elementary	57/62547-00-001	10/09/18	\$ 160,144	\$ 106,763	
Compton Unified	Los Angeles	Centennial High	57/73437-01-042	10/10/18	\$ 855,992	\$ -	
Compton Unified	Los Angeles	Dominguez High	57/73437-01-043	10/10/18	\$ 1,833,817	\$ -	
San Ramon Valley Unified	Contra Costa	Rancho Romero Elementary	57/61804-00-038	10/12/18	\$ 659,074	\$ -	
Alvina Elementary	Fresno	Alvina Elementary Charter	57/61994-00-001	10/12/18	\$ 125,412	\$ 83,608	
Grossmont Union High	San Diego	Granite Hills High	57/68130-00-032	10/12/18	\$ 1,031,181	\$ -	
San Marcos Unified	San Diego	San Marcos Middle	57/73791-00-009	10/15/18	\$ 2,917,239	\$ -	
Alview-Dairyland Union Elementary	Madera	Alview Elementary	57/65177-00-003	10/16/18	\$ 126,175	\$ 84,116	
Alview-Dairyland Union Elementary	Madera	Dairyland Elementary	57/65177-00-004	10/16/18	\$ 137,620	\$ 91,747	
San Diego Unified	San Diego	Logan K-8	57/68338-00-231	10/16/18	\$ 2,655,019	\$ -	
Nevada Joint Union High	Nevada	Bear River High	57/66357-00-013	10/17/18	\$ 894,488	\$ -	
Nevada Joint Union High	Nevada	Bear River High	57/66357-00-014	10/17/18	\$ 1,538,138	\$ -	
Anaheim Union High	Orange	Polaris High (Alternative)	57/66431-00-024	10/17/18	\$ 3,621,798	\$ -	
Visalia Unified	Tulare	Ivanhoe Elementary	57/72256-00-027	10/17/18	\$ 2,980,599	\$ -	
Visalia Unified	Tulare	Washington Elementary	57/72256-00-028	10/17/18	\$ 1,855,395	\$ -	
Visalia Unified	Tulare	Crowley Elementary	57/72256-00-029	10/17/18	\$ 3,280,063	\$ -	
Contra Costa County Office of Education	Contra Costa	Liberty High	57/10074-00-004	10/18/18	\$ 160,969	\$ 107,312	
Chicago Park Elementary	Nevada	Chicago Park Elementary	57/66316-00-002	10/18/18	\$ 21,527	\$ 14,351	
Chicago Park Elementary	Nevada	Chicago Park Community Charter	57/66316-00-003	10/18/18	\$ 42,717	\$ 28,478	
Rescue Union Elementary	El Dorado	Green Valley Elementary	57/61978-00-006	10/22/18	\$ 2,690,494	\$ -	
Alta Loma Elementary	San Bernardino	Vineyard Junior High	57/67595-00-009	10/22/18	\$ 3,973,736	\$ -	
Alta Loma Elementary	San Bernardino	Victoria Groves Elementary	57/67595-00-010	10/23/18	\$ 2,716,628	\$ -	
Long Beach Unified	Los Angeles	Webster Elementary	57/64725-00-022	10/24/18	\$ 4,070,543	\$ -	
Davis Joint Unified	Yolo	Cesar Chavez Elementary	57/72678-00-015	10/24/18	\$ 1,251,636	\$ -	
Lafayette Elementary	Contra Costa	M H Stanley Middle	57/61713-00-005	10/25/18	\$ 3,057,118	\$ -	
Lafayette Elementary	Contra Costa	Lafayette Elementary	57/61713-00-006	10/25/18	\$ 201,590	\$ -	
Lafayette Elementary	Contra Costa	Happy Valley Elementary	57/61713-00-007	10/25/18	\$ 802,496	\$ -	
Long Beach Unified	Los Angeles	Mann Elementary	57/64725-00-023	10/25/18	\$ 1,187,052	\$ -	
Long Beach Unified	Los Angeles	Lindsey Academy	57/64725-00-024	10/25/18	\$ 2,263,506	\$ -	
Long Beach Unified	Los Angeles	Garfield Elementary	57/64725-00-025	10/25/18	\$ 2,719,384	\$ -	

SFP APPLICATIONS
 Modernization School Facilities Program
 - Workload as of March 31, 2019 -

District	County	Site Name	Application Number	OPSC Date Received	Estimated State Grant (a)	Financial Hardship (b)	Notification Occurred**
Long Beach Unified	Los Angeles	Stephens Middle	57/64725-00-026	10/25/18	\$ 3,365,831	\$ -	
Long Beach Unified	Los Angeles	Rogers Middle	57/64725-00-027	10/25/18	\$ 1,501,644	\$ -	
Long Beach Unified	Los Angeles	Lowell Elementary	57/64725-00-028	10/25/18	\$ 6,454,309	\$ -	
Long Beach Unified	Los Angeles	Kettering Elementary	57/64725-00-029	10/25/18	\$ 2,974,945	\$ -	
Long Beach Unified	Los Angeles	Jefferson Leadership Academies	57/64725-00-030	10/25/18	\$ 10,307,408	\$ -	
Long Beach Unified	Los Angeles	McKinley Elementary	57/64725-00-031	10/25/18	\$ 4,860,576	\$ -	
Napa Valley Unified	Napa	River Charter	57/66266-00-031	10/25/18	\$ 725,438	\$ -	
Cupertino Union	Santa Clara	John F Kennedy Middle	57/69419-00-030	10/26/18	\$ 1,171,653	\$ -	
Sylvan Union Elementary	Stanislaus	Orchard Elementary	57/71290-00-009	10/26/18	\$ 2,920,825	\$ -	
Sylvan Union Elementary	Stanislaus	Sylvan Elementary	57/71290-00-010	10/26/18	\$ 2,914,989	\$ -	
Castro Valley Unified	Alameda	Castro Valley High	57/61150-00-026	10/29/18	\$ 2,534,802	\$ -	
Dixie Elementary	Marin	Dixie Elementary	57/65318-00-005	10/29/18	\$ 1,046,163	\$ -	
Dixie Elementary	Marin	Mary E Silveira Elementary	57/65318-00-006	10/29/18	\$ 1,672,947	\$ -	
Dixie Elementary	Marin	Vallecito Elementary	57/65318-00-007	10/29/18	\$ 2,100,176	\$ -	
Grossmont Union High	San Diego	Monte Vista High	57/68130-00-033	10/29/18	\$ 182,570	\$ -	
Monterey Peninsula Unified	Monterey	Central Coast High	57/66092-00-027	10/30/18	\$ 753,791	\$ -	
Orange Unified	Orange	Orange High	57/66621-00-054	10/30/18	\$ 4,111,981	\$ -	
Tahoe-Truckee Unified	Placer	Truckee Elementary	57/66944-00-017	10/30/18	\$ 2,843,377	\$ -	
South San Francisco Unified	San Mateo	Junipero Serra Elementary	57/69070-00-021	10/30/18	\$ 719,036	\$ -	
Coalinga-Huron Unified	Fresno	Coalinga High	57/62125-00-011	10/31/18	\$ 2,081,923	\$ -	
Central Union High	Imperial	Central Union High	57/63115-00-005	10/31/18	\$ 7,303,418	\$ 4,868,945	
McSwain Union Elementary	Merced	McSwain Elementary	57/65763-00-004	10/31/18	\$ 1,413,052	\$ 942,035	
San Juan Unified	Sacramento	Dyer-Kelly Elementary	57/67447-00-064	10/31/18	\$ 941,416	\$ -	
San Juan Unified	Sacramento	Greer Elementary	57/67447-00-065	10/31/18	\$ 731,760	\$ -	
San Ramon Valley Unified	Contra Costa	Vista Grande Elementary	57/61804-00-039	11/01/18	\$ 650,568	\$ -	
Centralia Elementary	Orange	Buena Terra Elementary	57/66472-00-013	11/02/18	\$ 102,941	\$ -	
Corcoran Joint Unified	Kings	Corcoran High	57/63891-00-013	11/05/18	\$ 1,150,070	\$ -	
Long Beach Unified	Los Angeles	Lakewood High	57/64725-00-032	11/06/18	\$ 2,119,315	\$ -	
Long Beach Unified	Los Angeles	Riley Elementary	57/64725-00-033	11/06/18	\$ 5,656,656	\$ -	
Long Beach Unified	Los Angeles	MacArthur Elementary	57/64725-00-034	11/06/18	\$ 4,787,307	\$ -	
Caruthers Unified	Fresno	Caruthers Elementary	57/75598-00-004	11/06/18	\$ 4,296,680	\$ -	
Clovis Unified	Fresno	Clovis East High	57/62117-00-060	11/07/18	\$ 4,150,531	\$ -	
Clovis Unified	Fresno	Reyburn Intermediate	57/62117-00-061	11/07/18	\$ 2,134,400	\$ -	
Carpinteria Unified	Santa Barbara	Carpinteria Senior High	57/69146-00-005	11/08/18	\$ 2,701,648	\$ -	
Carpinteria Unified	Santa Barbara	Carpinteria Senior High	57/69146-00-006	11/08/18	\$ 4,918,787	\$ -	
Fairfield-Suisun Unified	Solano	E Ruth Sheldon Academy of Innovative Learning	57/70540-00-021	11/08/18	\$ 2,257,059	\$ -	
Jurupa Unified	Riverside	West Riverside Elementary	57/67090-00-016	11/09/18	\$ 3,725,685	\$ -	
Val Verde Unified	Riverside	Rancho Verde High	57/75242-00-003	11/09/18	\$ 12,507,420	\$ -	
Galt Joint Union Elementary	Sacramento	Valley Oaks Elementary	57/67348-00-002	11/13/18	\$ 3,144,369	\$ -	
Mountain View Whisman	Santa Clara	Gabriela Mistral Elementary	57/69591-00-005	11/13/18	\$ 2,919,174	\$ -	
Centralia Elementary	Orange	Danbrook Elementary	57/66472-00-014	11/14/18	\$ 193,776	\$ -	
Santa Ana Unified	Orange	Valley High	57/66670-00-056	11/14/18	\$ 2,414,147	\$ -	
Western Placer Unified	Placer	Lincoln High	57/66951-00-004	11/14/18	\$ 5,731,319	\$ -	
San Rafael City High	Marin	San Rafael High	57/65466-00-005	11/16/18	\$ 1,721,260	\$ -	
Chino Valley Unified	San Bernardino	Oak Ridge Elementary	57/67678-00-024	11/16/18	\$ 3,248,313	\$ -	
Chino Valley Unified	San Bernardino	Gerald F Litel Elementary	57/67678-00-025	11/16/18	\$ 2,769,885	\$ -	
Chino Valley Unified	San Bernardino	Howard Cattle Elementary	57/67678-00-026	11/16/18	\$ 3,393,365	\$ -	
Carpinteria Unified	Santa Barbara	Carpinteria Senior High	57/69146-00-007	11/16/18	\$ 728,598	\$ -	

SFP APPLICATIONS
 Modernization School Facilities Program
 - Workload as of March 31, 2019 -

District	County	Site Name	Application Number	OPSC Date Received	Estimated State Grant (a)	Financial Hardship (b)	Notification Occurred**
Cutler-Orosi Joint Unified	Tulare	Cutler Elementary	57/71860-00-013	11/19/18	\$ 2,648,382	\$ -	
Twin Rivers Unified	Sacramento	Creative Connections Arts Academy	57/76505-00-067	11/19/18	\$ 214,532	\$ -	
Long Beach Unified	Los Angeles	Cleveland Elementary	57/64725-00-035	11/20/18	\$ 1,198,670	\$ -	
Long Beach Unified	Los Angeles	Longfellow Elementary	57/64725-00-036	11/20/18	\$ 1,748,164	\$ -	
Carpinteria Unified	Santa Barbara	Aliso Elementary	57/69146-00-008	11/20/18	\$ 491,094	\$ -	
Ramona City Unified	San Diego	James Dukes Elementary	57/68304-00-005	11/26/18	\$ 347,419	\$ 231,613	
Ramona City Unified	San Diego	Barnett Elementary	57/68304-00-006	11/26/18	\$ 347,419	\$ 231,613	
Ramona City Unified	San Diego	Olive Peirce Middle	57/68304-00-007	11/26/18	\$ 653,129	\$ 435,420	
Ramona City Unified	San Diego	Mt Woodson Elementary	57/68304-00-008	11/26/18	\$ 387,631	\$ 258,420	
Lucia Mar Unified	San Luis Obispo	Arroyo Grande High	57/68759-00-013	11/27/18	\$ 1,978,891	\$ -	
West Contra Costa Unified	Contra Costa	Helms Middle	57/61796-00-052	11/28/18	\$ 4,133,414	\$ -	
William S. Hart Union High	Los Angeles	William S Hart High	57/65136-00-012	11/29/18	\$ 6,141,672	\$ -	
Carpinteria Unified	Santa Barbara	Canalino Elementary	57/69146-00-009	11/29/18	\$ 3,842,590	\$ -	
Ocean View	Ventura	Ocean View Junior High	57/72512-00-005	11/29/18	\$ 1,787,081	\$ -	
Charter Oak Unified	Los Angeles	Willow Elementary	57/64378-00-012	11/30/18	\$ 903,779	\$ -	
San Juan Unified	Sacramento	Ottomon Way Elementary	57/67447-00-066	12/03/18	\$ 1,837,923	\$ -	
San Juan Unified	Sacramento	Carriage Drive Elementary	57/67447-00-067	12/03/18	\$ 2,938,487	\$ -	
San Juan Unified	Sacramento	Twin Lakes Elementary	57/67447-00-068	12/03/18	\$ 2,502,662	\$ -	
Big Springs Union Elementary	Siskiyou	Big Springs Elementary	57/70185-00-002	12/03/18	\$ 587,555	\$ 391,703	
Inglewood Unified	Los Angeles	Monroe (Albert F) Magnet Middle School	57/64634-00-003	12/04/18	\$ 2,832,675	\$ -	
San Rafael City High	Marin	Terra Linda High	57/65466-00-006	12/04/18	\$ 2,142,720	\$ -	
Kings Canyon Joint Unified	Fresno	Jefferson Elementary	57/62265-00-025	12/05/18	\$ 1,871,766	\$ -	
Kings Canyon Joint Unified	Fresno	Dunlap Elementary	57/62265-00-026	12/05/18	\$ 1,162,498	\$ -	
Lafayette Elementary	Contra Costa	Springhill Elementary	57/61713-00-008	12/06/18	\$ 504,351	\$ -	
Chino Valley Unified	San Bernardino	Ruben S Ayala High	57/67678-00-027	12/06/18	\$ 2,428,639	\$ -	
Los Angeles Unified	Los Angeles	Reseda High	57/64733-39-009	12/10/18	\$ 948,526	\$ -	
Los Angeles Unified	Los Angeles	Wilshire Crest Elementary	57/64733-31-008	12/11/18	\$ 1,707,891	\$ -	
Newport-Mesa Unified	Orange	Mariners Elementary	57/66597-00-043	12/12/18	\$ 853,087	\$ -	
Alta Loma Elementary	San Bernardino	Floyd M Stork Elementary	57/67595-00-011	12/12/18	\$ 3,041,428	\$ -	
Alta Loma Elementary	San Bernardino	Floyd M Stork Elementary	57/67595-00-012	12/12/18	\$ 2,899,744	\$ -	
San Francisco Unified	San Francisco	Wells (Ida B) High	57/68478-63-005	12/13/18	\$ 1,522,603	\$ -	
Konocti Unified	Lake	Konocti Education Center	57/64022-00-014	12/17/18	\$ 666,518	\$ -	
Los Angeles Unified	Los Angeles	Lassen Elementary	57/64733-00-703	12/17/18	\$ 906,125	\$ -	
Monterey Peninsula Unified	Monterey	Seaside High	57/66092-00-028	12/17/18	\$ 420,057	\$ -	
East Side Union High	Santa Clara	James Lick High	57/69427-00-036	12/17/18	\$ 204,961	\$ -	
Santa Monica-Malibu Unified	Los Angeles	Franklin Elementary	57/64980-00-016	12/18/18	\$ 604,818	\$ -	
Campbell Union High	Santa Clara	Westmont High	57/69401-00-023	12/18/18	\$ 441,170	\$ -	
Santa Monica-Malibu Unified	Los Angeles	Webster Elementary	57/64980-00-017	12/19/18	\$ 146,832	\$ -	
Santa Monica-Malibu Unified	Los Angeles	Roosevelt Elementary	57/64980-00-018	12/19/18	\$ 733,608	\$ -	
Santa Monica-Malibu Unified	Los Angeles	McKinley Elementary	57/64980-00-019	12/19/18	\$ 359,546	\$ -	
Tahoe-Truckee Unified	Placer	Tahoe Lake Elementary	57/66944-00-018	12/19/18	\$ 742,372	\$ -	
Solvang Elementary	Santa Barbara	Solvang Elementary	57/69336-00-003	12/20/18	\$ 686,194	\$ -	
Ontario-Montclair	San Bernardino	Euclid Elementary	57/67819-00-031	12/21/18	\$ 306,982	\$ -	
Ontario-Montclair	San Bernardino	Lehigh Elementary	57/67819-00-032	12/21/18	\$ 1,222,986	\$ -	
Ontario-Montclair	San Bernardino	Central Language Academy	57/67819-00-033	12/21/18	\$ 2,554,618	\$ -	
Santa Barbara Unified	Santa Barbara	McKinley Elementary	57/76786-00-010	12/21/18	\$ 2,115,033	\$ -	
Santa Barbara Unified	Santa Barbara	San Marcos Senior High	57/76786-00-011	12/21/18	\$ 1,017,157	\$ -	
Banning Unified	Riverside	Banning High	57/66985-00-006	12/24/18	\$ 7,016,067	\$ -	

SFP APPLICATIONS
 Modernization School Facilities Program
 - Workload as of March 31, 2019 -

District	County	Site Name	Application Number	OPSC Date Received	Estimated State Grant (a)	Financial Hardship (b)	Notification Occurred**
Liberty Union High	Contra Costa	Liberty High	57/61721-00-003	12/26/18	\$ 2,120,240	\$ -	
Los Angeles Unified	Los Angeles	Kenter Canyon Elementary	57/64733-47-011	12/26/18	\$ 2,840,465	\$ -	
Ontario-Montclair	San Bernardino	Vina Danks Middle	57/67819-00-034	12/26/18	\$ 296,984	\$ -	
Knights Ferry Elementary	Stanislaus	Knights Ferry Elementary	57/71142-00-001	12/26/18	\$ 103,460	\$ 68,973	
Orange Unified	Orange	El Modena High	57/66621-00-055	01/02/19	\$ 10,356,704	\$ -	
Orange Unified	Orange	Fletcher Elementary	57/66621-00-056	01/02/19	\$ 444,804	\$ -	
Santa Barbara Unified	Santa Barbara	Harding University Partnership	57/76786-00-012	01/02/19	\$ 212,713	\$ -	
Humboldt County Office of Education	Humboldt	Glen Paul	57/10124-00-001	01/03/19	\$ 138,966	\$ 92,644	
San Ramon Valley Unified	Contra Costa	John Baldwin Elementary	57/61804-00-040	01/07/19	\$ 136,084	\$ -	
Alameda Unified	Alameda	Franklin Elementary	57/61119-00-021	01/09/19	\$ 890,102	\$ -	
Los Angeles Unified	Los Angeles	Pio Pico Middle	57/64733-00-704	01/09/19	\$ 2,295,835	\$ -	
Los Angeles Unified	Los Angeles	President Avenue Elementary	57/64733-29-016	01/09/19	\$ 1,297,297	\$ -	
Alta Loma Elementary	San Bernardino	Alta Loma Junior High	57/67595-00-013	01/09/19	\$ 4,606,096	\$ -	
Ocean View	Ventura	Mar Vista Elementary	57/72512-00-006	01/10/19	\$ 373,353	\$ -	
Berkeley Unified	Alameda	Longfellow Arts and Technology Middle	57/61143-00-022	01/11/19	\$ 985,988	\$ -	
Fremont Unified	Alameda	Irvington High	57/61176-00-038	01/11/19	\$ 1,839,676	\$ -	
Fremont Unified	Alameda	Washington High	57/61176-00-039	01/11/19	\$ 351,297	\$ -	
Fremont Unified	Alameda	Oliveira Elementary	57/61176-00-040	01/11/19	\$ 517,558	\$ -	
Fremont Unified	Alameda	Patterson Elementary	57/61176-00-041	01/11/19	\$ 562,478	\$ -	
Fremont Unified	Alameda	Parkmont Elementary	57/61176-00-042	01/11/19	\$ 730,776	\$ -	
Santa Ana Unified	Orange	Century High	57/66670-00-057	01/11/19	\$ 12,511,940	\$ -	
Santa Ana Unified	Orange	Santa Ana High	57/66670-00-058	01/11/19	\$ 14,050,434	\$ -	
East Side Union High	Santa Clara	Mt Pleasant High	57/69427-00-037	01/11/19	\$ 677,533	\$ -	
Dixon Unified	Solano	Dixon High	57/70532-00-005	01/11/19	\$ 3,378,143	\$ -	
Ceres Unified	Stanislaus	Carroll Fowler Elementary	57/71043-00-015	01/11/19	\$ 2,643,935	\$ -	
Los Angeles Unified	Los Angeles	Menlo Avenue Elementary	57/64733-00-705	01/14/19	\$ 4,440,414	\$ -	
Los Angeles Unified	Los Angeles	Elizabeth Learning Center	57/64733-00-706	01/14/19	\$ 6,683,235	\$ -	
Los Angeles Unified	Los Angeles	Twenty-Eighth Street Elementary	57/64733-00-707	01/14/19	\$ 10,035,126	\$ -	
Los Angeles Unified	Los Angeles	Madison Elementary	57/64733-00-708	01/14/19	\$ 1,053,241	\$ -	
Los Angeles Unified	Los Angeles	Revere (Paul) Junior Midsite	57/64733-21-034	01/14/19	\$ 1,219,332	\$ -	
Lemoore Union High	Kings	Lemoore High	57/63982-00-004	01/15/19	\$ 1,004,112	\$ -	
Duarte Unified	Los Angeles	Royal Oaks STEAM Academy (K-8)	57/64469-00-012	01/15/19	\$ 1,258,856	\$ -	
South Whittier Elementary	Los Angeles	Lake Marie Elementary	57/65037-00-009	01/15/19	\$ 297,658	\$ -	
South Whittier Elementary	Los Angeles	Los Altos Elementary	57/65037-00-010	01/15/19	\$ 143,827	\$ -	
Galt Joint Union Elementary	Sacramento	River Oaks Elementary	57/67348-00-003	01/15/19	\$ 878,806	\$ -	
Wheatland Union High	Yuba	Wheatland Union High	57/72769-00-001	01/15/19	\$ 1,769,188	\$ -	
Capistrano Unified	Orange	Capistrano Valley High	57/66464-00-019	01/16/19	\$ 1,608,184	\$ -	
Lucia Mar Unified	San Luis Obispo	Grover Beach Elementary	57/68759-00-014	01/16/19	\$ 2,234,152	\$ -	
Lucia Mar Unified	San Luis Obispo	Harloe Elementary	57/68759-00-015	01/16/19	\$ 2,311,485	\$ -	
El Centro Elementary	Imperial	Harding Elementary	57/63123-00-015	01/18/19	\$ 1,700,340	\$ -	
South Pasadena Unified	Los Angeles	South Pasadena Senior High	57/65029-00-006	01/18/19	\$ 3,031,556	\$ -	
Chaffey Joint Union High	San Bernardino	Rancho Cucamonga High	57/67652-00-007	01/18/19	\$ 2,602,347	\$ -	
Hope Elementary	Tulare	Hope Elementary	57/71944-00-002	01/18/19	\$ 113,636	\$ 75,757	
Capistrano Unified	Orange	Dana Hills High	57/66464-00-020	01/22/19	\$ 1,832,693	\$ -	
Capistrano Unified	Orange	San Clemente High	57/66464-00-021	01/22/19	\$ 1,501,778	\$ -	
Capistrano Unified	Orange	Tesoro High	57/66464-00-022	01/22/19	\$ 1,938,922	\$ -	
Corona-Norco Unified	Riverside	John Adams Elementary	57/67033-00-018	01/22/19	\$ 1,565,633	\$ -	
Corona-Norco Unified	Riverside	Garretson Elementary	57/67033-00-019	01/22/19	\$ 1,169,780	\$ -	

SFP APPLICATIONS
 Modernization School Facilities Program
 - Workload as of March 31, 2019 -

District	County	Site Name	Application Number	OPSC Date Received	Estimated State Grant (a)	Financial Hardship (b)	Notification Occurred**
Corona-Norco Unified	Riverside	Lincoln Fundamental Elementary	57/67033-00-020	01/22/19	\$ 1,169,780	\$ -	
Corona-Norco Unified	Riverside	Norco Elementary	57/67033-00-021	01/22/19	\$ 753,650	\$ -	
Temecula Valley Unified	Riverside	Rancho Vista High	57/75192-00-013	01/22/19	\$ 1,464,893	\$ -	
Temecula Valley Unified	Riverside	Susan H Nelson	57/75192-00-014	01/22/19	\$ 1,040,845	\$ -	
Pierce Joint Unified	Colusa	Arbuckle Elementary	57/61614-00-008	01/23/19	\$ 1,771,025	\$ -	
Pajaro Valley Unified	Santa Cruz	H A Hyde Elementary	57/69799-00-025	01/23/19	\$ 1,856,309	\$ -	
Ventura County Office of Education	Ventura	Dean Triggs School	57/10561-00-007	01/24/19	\$ 17,762	\$ 11,842	
Fremont Unified	Alameda	Steven Millard Elementary	57/61176-00-043	01/24/19	\$ 582,885	\$ -	
Fremont Unified	Alameda	Mission San Jose Elementary	57/61176-00-044	01/24/19	\$ 1,448,830	\$ -	
Duarte Unified	Los Angeles	Beardslee Dual Language Immersion Academy (PK	57/64469-00-013	01/24/19	\$ 1,899,981	\$ -	
Anaheim Elementary	Orange	Roosevelt (Theodore) Elementary	57/66423-00-033	01/24/19	\$ 6,206,326	\$ -	
Chino Valley Unified	San Bernardino	Rolling Ridge Elementary	57/67678-00-028	01/24/19	\$ 3,126,978	\$ -	
Chino Valley Unified	San Bernardino	Country Springs Elementary	57/67678-00-029	01/24/19	\$ 3,261,560	\$ -	
Del Norte County Unified	Del Norte	Crescent Elk Middle	57/61820-00-008	01/25/19	\$ 1,243,880	\$ -	
Lemoore Union High	Kings	Lemoore High	57/63982-00-005	01/25/19	\$ 1,410,412	\$ -	
Madera Unified	Madera	Madera South High	57/65243-00-007	01/25/19	\$ 4,674,702	\$ -	
Kentfield Elementary	Marin	Anthony G Bacich Elementary	57/65334-00-004	01/25/19	\$ 1,263,559	\$ -	
Huntington Beach City Elementary	Orange	Ethel Dwyer Middle	57/66530-00-020	01/25/19	\$ 2,955,708	\$ -	
San Diego Unified	San Diego	Boone Elementary	57/68338-00-232	01/25/19	\$ 9,903	\$ -	
San Diego Unified	San Diego	Hickman Elementary	57/68338-00-233	01/25/19	\$ 1,434,996	\$ -	
San Diego Unified	San Diego	Penn Elementary	57/68338-00-234	01/25/19	\$ 1,578,960	\$ -	
San Diego Unified	San Diego	Spreckels Elementary	57/68338-00-235	01/25/19	\$ 821,988	\$ -	
San Diego Unified	San Diego	De Portola Middle	57/68338-00-236	01/25/19	\$ 3,561,465	\$ -	
San Diego Unified	San Diego	Bethune K-8	57/68338-00-237	01/25/19	\$ 3,189,468	\$ -	
San Diego Unified	San Diego	La Jolla High	57/68338-00-238	01/25/19	\$ 4,024,308	\$ -	
San Diego Unified	San Diego	Riley	57/68338-00-239	01/25/19	\$ 1,999,658	\$ -	
San Diego Unified	San Diego	Emerson Bandini Elementary	57/68338-00-240	01/25/19	\$ 4,168,015	\$ -	
San Diego Unified	San Diego	Zamorano Elementary	57/68338-00-241	01/25/19	\$ 1,843,377	\$ -	
San Diego Unified	San Diego	Sandburg Elementary	57/68338-00-242	01/25/19	\$ 1,750,788	\$ -	
San Diego Unified	San Diego	Serra High	57/68338-00-243	01/25/19	\$ 3,050,850	\$ -	
San Diego Unified	San Diego	Mira Mesa High	57/68338-00-244	01/25/19	\$ 7,499,848	\$ -	
San Diego Unified	San Diego	Standley Middle	57/68338-00-245	01/25/19	\$ 1,655,344	\$ -	
San Diego Unified	San Diego	Pacific View (Lee) Elementary	57/68338-00-246	01/25/19	\$ 1,068,120	\$ -	
San Diego Unified	San Diego	Mira Mesa High	57/68338-00-247	01/25/19	\$ 1,864,990	\$ -	
San Diego Unified	San Diego	Morse High	57/68338-00-248	01/25/19	\$ 726,703	\$ -	
San Diego Unified	San Diego	Miramar Ranch Elementary	57/68338-00-249	01/25/19	\$ 766,260	\$ -	
San Diego Unified	San Diego	Franklin Elementary	57/68338-00-250	01/25/19	\$ 1,202,796	\$ -	
San Diego Unified	San Diego	Vista Grande Elementary	57/68338-00-251	01/25/19	\$ 520,128	\$ -	
San Diego Unified	San Diego	De Portola Middle	57/68338-00-252	01/25/19	\$ 3,561,465	\$ -	
San Diego Unified	San Diego	Doyle Elementary	57/68338-00-253	01/25/19	\$ 445,824	\$ -	
San Diego Unified	San Diego	University City High	57/68338-00-254	01/25/19	\$ 2,778,192	\$ -	
San Diego Unified	San Diego	Iftin Charter	57/68338-00-255	01/25/19	\$ 2,674,944	\$ -	
Garden Grove Unified	Orange	Thomas Paine Elementary	57/66522-00-090	01/28/19	\$ 1,038,367	\$ -	
Sonora Elementary	Tuolumne	Sonora Elementary	57/72371-00-005	01/28/19	\$ 1,990,027	\$ -	
Benicia Unified	Solano	Benicia High School	58/70524-00-001	01/28/19	\$ 1,499,802	\$ -	
Duarte Unified	Los Angeles	Duarte High	57/64469-00-014	01/29/19	\$ 804,640	\$ -	
San Rafael City Elementary	Marin	Laurel Dell Elementary	57/65458-00-013	01/29/19	\$ 1,725,432	\$ -	
Fairfield-Suisun Unified	Solano	K I Jones Elementary	57/70540-00-022	01/29/19	\$ 3,272,209	\$ -	

SFP APPLICATIONS
 Modernization School Facilities Program
 - Workload as of March 31, 2019 -

District	County	Site Name	Application Number	OPSC Date Received	Estimated State Grant (a)	Financial Hardship (b)	Notification Occurred**
Waukena Joint Union Elementary	Tulare	Waukena Joint Union Elementary	57/72264-00-001	01/29/19	\$ 170,358	\$ 113,572	
Rescue Union Elementary	El Dorado	Rescue Elementary	57/61978-00-007	01/30/19	\$ 1,130,547	\$ -	
Los Angeles Unified	Los Angeles	Ninety-Third Street Elementary	57/64733-00-709	01/30/19	\$ 3,491,576	\$ -	
Fremont Unified	Alameda	Harvey Green Elementary	57/61176-00-045	01/31/19	\$ 620,916	\$ -	
Fremont Unified	Alameda	Forest Park Elementary	57/61176-00-046	01/31/19	\$ 641,798	\$ -	
Fremont Unified	Alameda	J Haley Durham Elementary	57/61176-00-047	01/31/19	\$ 638,231	\$ -	
Fremont Unified	Alameda	Joshua Chadbourne Elementary	57/61176-00-048	01/31/19	\$ 829,945	\$ -	
Wasco Union High	Kern	Wasco High	57/63859-00-001	01/31/19	\$ 1,200,674	\$ -	
Brittan Elementary	Sutter	Brittan Elementary	57/71357-00-003	01/31/19	\$ 1,386,987	\$ 924,658	
Fremont Unified	Alameda	Warwick Elementary	57/61176-00-049	02/01/19	\$ 836,828	\$ -	
West Contra Costa Unified	Contra Costa	Crespi Junior High	57/61796-00-053	02/01/19	\$ 3,482,164	\$ -	
Edison Elementary	Kern	Orangewood Elementary	57/63438-00-003	02/01/19	\$ 69,429	\$ 46,286	
Edison Elementary	Kern	Edison Middle	57/63438-00-004	02/01/19	\$ 4,563,812	\$ -	
Newport-Mesa Unified	Orange	College Park Elementary	57/66597-00-044	02/01/19	\$ 1,189,179	\$ -	
Newport-Mesa Unified	Orange	Pomona Elementary	57/66597-00-045	02/01/19	\$ 1,357,631	\$ -	
Santa Ana Unified	Orange	Martin Luther King Jr Elementary	57/66670-00-059	02/01/19	\$ 1,006,950	\$ -	
San Diego Unified	San Diego	Foster Elementary	57/68338-00-256	02/01/19	\$ 292,572	\$ -	
San Diego Unified	San Diego	Chesterton Elementary	57/68338-00-257	02/01/19	\$ 2,509,653	\$ -	
San Diego Unified	San Diego	Garfield Elementary	57/68338-00-258	02/01/19	\$ 3,189,468	\$ -	
San Diego Unified	San Diego	Bethune K-8	57/68338-00-259	02/01/19	\$ 2,544,969	\$ -	
San Diego Unified	San Diego	Millennial Tech Middle	57/68338-00-260	02/01/19	\$ 1,864,990	\$ -	
San Diego Unified	San Diego	Mira Mesa High	57/68338-00-261	02/01/19	\$ 154,698	\$ -	
San Diego Unified	San Diego	Oak Park Elementary	57/68338-00-262	02/01/19	\$ 250,776	\$ -	
San Diego Unified	San Diego	Perry Elementary	57/68338-00-263	02/01/19	\$ 2,544,969	\$ -	
San Diego Unified	San Diego	Millennial Tech Middle	57/68338-00-264	02/01/19	\$ 1,086,696	\$ -	
San Diego Unified	San Diego	Holmes Elementary	57/68338-00-265	02/01/19	\$ 928,800	\$ -	
Livermore Valley Joint Unified	Alameda	Emma C Smith Elementary	57/61200-00-021	02/04/19	\$ 806,840	\$ -	
Livermore Valley Joint Unified	Alameda	Sunset Elementary	57/61200-00-022	02/04/19	\$ 954,394	\$ -	
Livermore Valley Joint Unified	Alameda	Livermore High	57/61200-00-023	02/04/19	\$ 6,138,167	\$ -	
Livermore Valley Joint Unified	Alameda	Granada High	57/61200-00-024	02/04/19	\$ 14,488,238	\$ -	
Livermore Valley Joint Unified	Alameda	Junction K-8	57/61200-00-025	02/04/19	\$ 1,042,102	\$ -	
Livermore Valley Joint Unified	Alameda	Rancho Las Positas Elementary	57/61200-00-026	02/04/19	\$ 731,931	\$ -	
Livermore Valley Joint Unified	Alameda	Jackson Avenue Elementary	57/61200-00-027	02/04/19	\$ 425,578	\$ -	
Livermore Valley Joint Unified	Alameda	Leo R Croce Elementary	57/61200-00-028	02/04/19	\$ 1,635,895	\$ -	
Livermore Valley Joint Unified	Alameda	Arroyo Seco Elementary	57/61200-00-029	02/04/19	\$ 1,029,485	\$ -	
Los Angeles Unified	Los Angeles	Alain Leroy Locke College Preparatory Academy	57/64733-00-710	02/04/19	\$ 567,652	\$ -	
Los Angeles Unified	Los Angeles	Serrania Avenue Elementary	57/64733-00-711	02/04/19	\$ 3,722,787	\$ -	
Los Angeles Unified	Los Angeles	Thirty-Second Street USC Performing Arts	57/64733-00-712	02/04/19	\$ 7,480,405	\$ -	
Los Angeles Unified	Los Angeles	Belvedere Middle	57/64733-09-011	02/04/19	\$ 2,652,764	\$ -	
Los Angeles Unified	Los Angeles	Palisades Charter Elementary	57/64733-47-012	02/04/19	\$ 1,028,847	\$ -	
San Bernardino City Unified	San Bernardino	Sierra High	57/67876-00-109	02/04/19	\$ 1,263,683	\$ -	
Fremont Unified	Alameda	Tom Maloney Elementary	57/61176-00-050	02/05/19	\$ 619,428	\$ -	
Fremont Unified	Alameda	Cabrillo Elementary	57/61176-00-051	02/05/19	\$ 590,224	\$ -	
Los Angeles Unified	Los Angeles	Chatsworth Charter High	57/64733-00-713	02/05/19	\$ 3,303,498	\$ -	
William S. Hart Union High	Los Angeles	William S Hart High	57/65136-00-013	02/05/19	\$ 2,375,446	\$ -	
San Diego Unified	San Diego	Tierrasanta Elementary	57/68338-00-266	02/05/19	\$ 3,742,898	\$ -	
Lucia Mar Unified	San Luis Obispo	Nipomo Elementary	57/68759-00-016	02/05/19	\$ 694,190	\$ -	
Garden Grove Unified	Orange	Bryant Elementary	57/66522-00-091	02/06/19	\$ 645,227	\$ -	

SFP APPLICATIONS
 Modernization School Facilities Program
 - Workload as of March 31, 2019 -

District	County	Site Name	Application Number	OPSC Date Received	Estimated State Grant (a)	Financial Hardship (b)	Notification Occurred**
Garden Grove Unified	Orange	Woodbury Elementary	57/66522-00-092	02/06/19	\$ 856,739	\$ -	
San Juan Unified	Sacramento	Del Paso Manor Elementary	57/67447-00-069	02/06/19	\$ 492,636	\$ -	
Morgan Hill Unified	Santa Clara	Lewis H Britton Middle	57/69583-00-014	02/06/19	\$ 806,252	\$ -	
Alameda Unified	Alameda	Lincoln Middle	57/61119-00-022	02/08/19	\$ 338,327	\$ -	
Fountain Valley Elementary	Orange	Plavan (Urbain H) Elementary	57/66498-00-013	02/08/19	\$ 410,145	\$ -	
Red Bluff Joint Union High	Tehama	Red Bluff High	57/71639-00-003	02/08/19	\$ 8,377,107	\$ -	
Temecula Valley Unified	Riverside	Vail Elementary	57/75192-00-015	02/08/19	\$ 2,704,612	\$ -	
Berkeley Unified	Alameda	Washington Elementary	57/61143-00-023	02/11/19	\$ 1,601,011	\$ -	
Bakersfield City	Kern	Voorhies Elementary	57/63321-00-017	02/11/19	\$ 412,895	\$ 275,263	
Los Angeles Unified	Los Angeles	Northridge Middle	57/64733-00-714	02/11/19	\$ 4,850,619	\$ -	
Los Angeles Unified	Los Angeles	Sylmar High	57/64733-00-715	02/11/19	\$ 539,095	\$ -	
Los Angeles Unified	Los Angeles	Carpenter Community Charter	57/64733-00-716	02/11/19	\$ 8,172,218	\$ -	
Los Angeles Unified	Los Angeles	John Muir Middle	57/64733-14-004	02/11/19	\$ 1,985,912	\$ -	
Corning Union High	Tehama	Corning High	57/71506-00-002	02/11/19	\$ 8,160,549	\$ -	
Davis Joint Unified	Yolo	North Davis Elementary	57/72678-00-016	02/11/19	\$ 669,113	\$ -	
Davis Joint Unified	Yolo	Valley Oak Elementary	57/72678-00-017	02/11/19	\$ 951,148	\$ -	
Muroc Joint Unified	Kern	Desert Junior-Senior High	58/63685-00-001*	02/11/19	\$ 494,566	\$ -	
Del Norte County Unified	Del Norte	Pine Grove Elementary	57/61820-00-009	02/12/19	\$ 156,735	\$ 104,490	
Del Norte County Unified	Del Norte	Bess Maxwell Elementary	57/61820-00-010	02/12/19	\$ 193,436	\$ 128,957	
Del Norte County Unified	Del Norte	Mary Peacock Elementary	57/61820-00-011	02/12/19	\$ 248,274	\$ 165,516	
Monterey Peninsula Unified	Monterey	Los Arboles Middle	57/66092-00-029	02/12/19	\$ 157,663	\$ -	
Etiwanda Elementary	San Bernardino	Caryn Elementary	57/67702-00-002	02/12/19	\$ 2,676,097	\$ -	
Fremont Unified	Alameda	Niles Elementary	57/61176-00-052	02/14/19	\$ 525,412	\$ -	
Fresno Unified	Fresno	Irwin O Addicott Elementary	57/62166-00-142	02/14/19	\$ 889,302	\$ -	
Fresno Unified	Fresno	Fresno High	57/62166-00-143	02/14/19	\$ 417,237	\$ -	
Monterey Peninsula Unified	Monterey	Central Coast High	57/66092-00-030	02/14/19	\$ 828,437	\$ -	
Monterey Peninsula Unified	Monterey	Stilwell (Joseph W) Elementary	57/66092-00-031	02/14/19	\$ 621,034	\$ -	
Redwood City Elementary	San Mateo	North Star Academy	57/69005-00-006	02/14/19	\$ 480,530	\$ -	
East Side Union High	Santa Clara	Foothill High	57/69427-00-038	02/14/19	\$ 5,996,563	\$ -	
Brawley Elementary	Imperial	Barbara Worth Junior High	57/63073-00-004	02/15/19	\$ 259,394	\$ 172,929	
Brawley Elementary	Imperial	Miguel Hidalgo Elementary	57/63073-00-005	02/15/19	\$ 107,415	\$ 71,610	
Brawley Elementary	Imperial	Phil D Swing Elementary	57/63073-00-006	02/15/19	\$ 323,175	\$ 215,450	
Brawley Elementary	Imperial	Myron D Witter Elementary	57/63073-00-007	02/15/19	\$ 738,805	\$ 492,537	
Brawley Elementary	Imperial	J W Oakley Elementary	57/63073-00-008	02/15/19	\$ 4,528,560	\$ -	
Napa Valley Unified	Napa	El Centro Elementary	57/66266-00-032	02/15/19	\$ 1,080,941	\$ -	
San Bernardino City Unified	San Bernardino	North Park Elementary	57/67876-00-110	02/15/19	\$ 1,727,012	\$ -	
Davis Joint Unified	Yolo	Oliver Wendell Holmes Junior High	57/72678-00-018	02/15/19	\$ 1,513,033	\$ -	
Temecula Valley Unified	Riverside	James L Day Middle	57/75192-00-016	02/15/19	\$ 3,086,295	\$ -	
Del Norte County Unified	Del Norte	Mountain Elementary	57/61820-00-012	02/19/19	\$ 81,194	\$ 54,130	
Del Norte County Unified	Del Norte	Redwood Elementary	57/61820-00-013	02/19/19	\$ 132,303	\$ 88,202	
Del Norte County Unified	Del Norte	Smith River Elementary	57/61820-00-014	02/19/19	\$ 105,975	\$ 70,650	
Centinela Valley Union High	Los Angeles	Hawthorne High	57/64352-00-008	02/19/19	\$ 2,440,923	\$ -	
Downey Unified	Los Angeles	Rio San Gabriel Elementary	57/64451-00-032	02/19/19	\$ 3,102,815	\$ -	
Los Angeles Unified	Los Angeles	Corona Avenue Elementary	57/64733-00-717	02/19/19	\$ 853,629	\$ -	
Los Angeles Unified	Los Angeles	Manchester Avenue Elementary	57/64733-00-718	02/19/19	\$ 5,588,324	\$ -	
Moreno Valley Unified	Riverside	Landmark Middle	57/67124-00-011	02/19/19	\$ 2,343,802	\$ -	
Atascadero Unified	San Luis Obispo	Creston Elementary	57/68700-00-009	02/19/19	\$ 1,371,741	\$ -	
Dublin Unified	Alameda	Frederiksen Elementary	57/75093-00-016	02/19/19	\$ 532,488	\$ -	

SFP APPLICATIONS
 Modernization School Facilities Program
 - Workload as of March 31, 2019 -

District	County	Site Name	Application Number	OPSC Date Received	Estimated State Grant (a)	Financial Hardship (b)	Notification Occurred**
West Park Elementary	Fresno	West Park Elementary	57/62539-00-001	02/20/19	\$ 591,616	\$ 394,410	
Wasco Union High	Kern	Westside High (Continuation)	57/63859-00-002	02/20/19	\$ 900,114	\$ -	
Fountain Valley Elementary	Orange	Cox (James H) Elementary	57/66498-00-014	02/20/19	\$ 684,338	\$ -	
Fountain Valley Elementary	Orange	Oka (Isojiro) Elementary	57/66498-00-015	02/20/19	\$ 513,322	\$ -	
Ocean View	Orange	College View Elementary	57/66613-00-024	02/20/19	\$ 4,421,914	\$ -	
South San Francisco Unified	San Mateo	Alta Loma Middle	57/69070-00-022	02/20/19	\$ 3,465,601	\$ 2,310,401	
Montecito Union Elementary	Santa Barbara	Montecito Union	57/69252-00-001	02/20/19	\$ 1,048,606	\$ -	
Rosemead Elementary	Los Angeles	Emma W Shuey Elementary	57/64931-00-013	02/21/19	\$ 2,744,406	\$ -	
Rosemead Elementary	Los Angeles	Encinita Elementary	57/64931-00-014	02/21/19	\$ 4,608,312	\$ -	
San Rafael City Elementary	Marin	James B Davidson Middle	57/65458-00-014	02/21/19	\$ 1,342,919	\$ -	
Wheatland Union High	Yuba	Wheatland Union High	58/72769-00-001*	02/21/19	\$ 66,373	\$ -	
Castro Valley Unified	Alameda	Castro Valley High	57/61150-00-027	02/22/19	\$ 4,392,880	\$ -	
Los Angeles Unified	Los Angeles	Christopher Columbus Middle	57/64733-00-719	02/22/19	\$ 5,499,604	\$ -	
Los Angeles Unified	Los Angeles	Phineas Banning Senior High	57/64733-00-720	02/22/19	\$ 13,126,327	\$ -	
Westminster Elementary	Orange	DeMille Elementary	57/66746-00-019	02/22/19	\$ 9,190,283	\$ -	
San Diego Unified	San Diego	Pacific Beach Middle	57/68338-00-267	02/22/19	\$ 3,593,476	\$ -	
San Diego Unified	San Diego	Longfellow K-8	57/68338-00-268	02/22/19	\$ 609,289	\$ -	
Wasco Union High	Kern	Wasco High	58/63859-00-001*	02/22/19	\$ 45,982	\$ -	
Los Angeles Unified	Los Angeles	San Pedro Senior High	57/64733-20-021	02/25/19	\$ 14,715,719	\$ -	
Los Angeles Unified	Los Angeles	University High	57/64733-21-035	02/25/19	\$ 696,398	\$ -	
Garden Grove Unified	Orange	Brookhurst Elementary	57/66522-00-093	02/25/19	\$ 2,214,508	\$ -	
Roseville Joint Union High	Placer	Roseville High	57/66928-00-005	02/25/19	\$ 6,394,314	\$ -	
Barstow Unified	San Bernardino	Montara Elementary	57/67611-00-005	02/25/19	\$ 2,595,452	\$ -	
Roseville Joint Union High	Placer	Roseville High	58/66928-00-001*	02/25/19	\$ 4,175,785	\$ -	
San Rafael City Elementary	Marin	San Pedro Elementary	57/65458-00-015	02/26/19	\$ 1,104,890	\$ -	
Chula Vista Elementary	San Diego	Harborside Elementary	57/68023-00-018	02/26/19	\$ 1,603,654	\$ -	
Chula Vista Elementary	San Diego	Sunnyside Elementary	57/68023-00-019	02/26/19	\$ 171,453	\$ -	
Grossmont Union High	San Diego	Mount Miguel High	57/68130-00-034	02/26/19	\$ 334,368	\$ -	
San Ramon Valley Unified	Contra Costa	San Ramon Valley High	57/61804-00-042	02/27/19	\$ 1,466,180	\$ -	
Newport-Mesa Unified	Orange	Newport Heights Elementary	57/66597-00-046	02/27/19	\$ 137,761	\$ -	
Riverside Unified	Riverside	Highgrove Elementary	57/67215-00-036	02/27/19	\$ 3,154,346	\$ -	
Ceres Unified	Stanislaus	Caswell Elementary	57/71043-00-016	02/27/19	\$ 1,533,448	\$ -	
Reef-Sunset Unified	Kings	Reef Sunset Middle	57/73932-00-010	02/27/19	\$ 1,683,520	\$ 1,122,347	
Castro Valley Unified	Alameda	Palomares Elementary	57/61150-00-028	02/28/19	\$ 219,553	\$ -	
San Ramon Valley Unified	Contra Costa	California High	57/61804-00-041	02/28/19	\$ 1,593,117	\$ -	
Sanger Unified	Fresno	Washington Academic Middle	57/62414-00-018	02/28/19	\$ 1,338,565	\$ -	
Los Angeles Unified	Los Angeles	Crenshaw Senior High	57/64733-00-721	02/28/19	\$ 530,839	\$ -	
Los Angeles Unified	Los Angeles	San Fernando Senior High	57/64733-73-006	02/28/19	\$ 6,818,888	\$ -	
Mountain View Elementary	Los Angeles	Baker Elementary	57/64816-00-001	02/28/19	\$ 2,822,355	\$ -	
Mountain View Elementary	Los Angeles	Willard F Payne Elementary	57/64816-00-002	02/28/19	\$ 3,924,977	\$ -	
Mountain View Elementary	Los Angeles	Parkview Elementary	57/64816-00-003	02/28/19	\$ 4,447,828	\$ -	
Mountain View Elementary	Los Angeles	Maxson Elementary	57/64816-00-004	02/28/19	\$ 2,991,065	\$ -	
Mountain View Elementary	Los Angeles	Alfred S Madrid Middle	57/64816-00-005	02/28/19	\$ 2,713,876	\$ -	
Mountain View Elementary	Los Angeles	Twin Lakes Elementary	57/64816-00-006	02/28/19	\$ 1,803,109	\$ -	
Mountain View Elementary	Los Angeles	La Primaria Elementary	57/64816-00-007	02/28/19	\$ 3,198,061	\$ -	
Mountain View Elementary	Los Angeles	Jerry Voorhis Elementary	57/64816-00-008	02/28/19	\$ 2,236,172	\$ -	
Manhattan Beach Unified	Los Angeles	Mira Costa High	57/75333-00-007	02/28/19	\$ 2,548,471	\$ -	
Lewiston Elementary	Trinity	Lewiston Elementary	58/71746-00-001	03/01/19	\$ 43,674	\$ -	

SFP APPLICATIONS
 Modernization School Facilities Program
 - Workload as of March 31, 2019 -

District	County	Site Name	Application Number	OPSC Date Received	Estimated State Grant (a)	Financial Hardship (b)	Notification Occurred**
West Contra Costa Unified	Contra Costa	Crespi Junior High	58/61796-00-003*	03/22/19	\$ 1,796,628	\$ -	
Ontario-Montclair	San Bernardino	Euclid Elementary	58/67819-00-001*	03/28/19	\$ 3,212,875	\$ -	
Ontario-Montclair	San Bernardino	Euclid Elementary	58/67819-00-002*	03/28/19	\$ 3,027,611	\$ -	
					\$ 2,439,839,796	\$ 50,542,044	
					\$	2,490,381,840	

MODERNIZATION FUNDING SUBTOTALS	\$ 2,425,011,620	\$ 50,542,044
MODERNIZATION FACILITY HARDSHIP - NON SEISMIC	\$ 1,543,476	\$ -
TOTAL MODERNIZATION FUNDING	\$	2,477,097,140
MODERNIZATION FACILITY HARDSHIP - SEISMIC	\$ 13,284,700	\$ -

(a) Represents estimated 60% state share of project including excessive cost grants. Sesimic Mitigation Program projects represents the estimated 50% state share of project. Amounts shown have not been reviewed by OPSC for compliance with all School Facility Program requirements.

(b) Represents estimated financial hardship. Amounts shown have not been reviewed by OPSC for compliance with all School Facility Program requirements.

*Facility Hardship project requesting Seismic Mitigation Program funding.

**School districts have been notified that the Office of Public School Construction will begin processing the district's application in the near future.

CHARTER SCHOOL FACILITIES PROGRAM (CSFP)
 Remaining Unfunded In-House CSFP Applications as of March 31, 2018
 Listed in Alphabetical Order by County

County	District	Charter School	Received Date	Status
Alameda	Hayward Unified	Golden Oak Montessori of Hayward*	06/05/17	Beyond Authority
Alameda	Hayward Unified	Golden Oak Montessori of Hayward*	06/05/17	Beyond Authority
Alameda	Hayward Unified	Silver Oak High*	06/05/17	Beyond Authority
Alameda	Oakland Unified	American Indian Public High*	06/05/17	Beyond Authority
Alameda	Oakland Unified	Aspire Public Schools - Aspire College Academy*	06/01/17	Beyond Authority
Alameda	Oakland Unified	Envision Education - Envision Academy of Arts and Technology*	06/05/17	Beyond Authority
Alameda	Oakland Unified	Oakland School for the Arts*	06/05/17	Beyond Authority
Alameda	Oakland Unified	Oakland Unity High*	05/26/17	Beyond Authority
Alameda	San Lorenzo Unified	KIPP Summit Academy*	06/05/17	Beyond Authority
Butte	Chico Unified	Inspire School of Arts and Sciences*	05/30/17	Beyond Authority
Butte	Chico Unified	Inspire School of Arts and Sciences*	05/30/17	Beyond Authority
Butte	Oroville City Elementary	STREAM Charter *	06/05/17	Beyond Authority
El Dorado	Camino Union	Camino Science and Natural Resources Charter*	06/02/17	Beyond Authority
El Dorado	Camino Union	Camino Science and Natural Resources Charter*	06/02/17	Beyond Authority
Fresno	Clovis Unified	Clovis Online Charter (Sunnyside-Herndon)*	06/05/17	Beyond Authority
Fresno	Clovis Unified	Clovis Online Charter (Sunnyside-Herndon)*	06/05/17	Beyond Authority
Fresno	Clovis Unified	Clovis Online Charter (Fowler-Herndon)*	06/05/17	Beyond Authority
Fresno	Clovis Unified	Clovis Online Charter (Fowler-Herndon)*	06/05/17	Beyond Authority
Fresno	Kings Canyon Unified	Reedley Middle College High *	06/05/17	Beyond Authority
Fresno	Sanger Unified	Hallmark Charter*	06/05/17	Beyond Authority
Fresno	Sanger Unified	Hallmark Charter*	06/05/17	Beyond Authority
Imperial	Imperial County Office of Education	Imperial Pathways Charter - Del Rio Campus*	06/05/17	Beyond Authority
Imperial	Imperial County Office of Education	Imperial Pathways Charter - Valley Campus*	06/05/17	Beyond Authority
Kings	Lemoore Union High	Lemoore Middle College High*	06/05/17	Beyond Authority
Los Angeles	Inglewood Unified	ICEF Inglewood Elementary Charter*	06/05/17	Beyond Authority
Los Angeles	Inglewood Unified	ICEF Inglewood Middle Charter*	06/05/17	Beyond Authority
Los Angeles	Inglewood Unified	Today's Fresh Start - Inglewood*	06/05/17	Beyond Authority
Los Angeles	Los Angeles Unified	Academia Avance*	06/05/17	Beyond Authority
Los Angeles	Los Angeles Unified	Aspire Public Schools - Aspire Centennial College Preparatory*	06/01/17	Beyond Authority
Los Angeles	Los Angeles Unified	Birmingham Community Charter High*	05/31/17	Beyond Authority
Los Angeles	Los Angeles Unified	Bright Star Secondary Charter Academy*	05/30/17	Beyond Authority
Los Angeles	Los Angeles Unified	Citizens of the World 2 (Silver Lake)*	06/05/17	Beyond Authority
Los Angeles	Los Angeles Unified	Citizens of the World 3 (Mar Vista)*	06/05/17	Beyond Authority
Los Angeles	Los Angeles Unified	Citizens of the World Hollywood Charter*	06/05/17	Beyond Authority
Los Angeles	Los Angeles Unified	City Charter*	06/05/17	Beyond Authority
Los Angeles	Los Angeles Unified	Colfax Elementary*	06/05/17	Beyond Authority
Los Angeles	Los Angeles Unified	Extera Public Schools #1*	06/05/17	Beyond Authority
Los Angeles	Los Angeles Unified	Extera Public Schools #2*	06/05/17	Beyond Authority
Los Angeles	Los Angeles Unified	Gabriella Charter*	06/05/17	Beyond Authority
Los Angeles	Los Angeles Unified	Gabriella Charter #2*	06/05/17	Beyond Authority
Los Angeles	Los Angeles Unified	Granada Hills Charter (Devonshire Campus)*	06/05/17	Beyond Authority
Los Angeles	Los Angeles Unified	Granada Hills Charter (New Media Center)*	06/05/17	Beyond Authority
Los Angeles	Los Angeles Unified	Grover Cleveland Charter High*	06/05/17	Beyond Authority
Los Angeles	Los Angeles Unified	ICEF Vista Elementary Charter Academy*	06/05/17	Beyond Authority
Los Angeles	Los Angeles Unified	ICEF Vista Middle Charter Academy*	06/05/17	Beyond Authority
Los Angeles	Los Angeles Unified	LA Promise Fund High*	06/05/17	Beyond Authority
Los Angeles	Los Angeles Unified	Magnolia Science Academy - 2*	06/05/17	Beyond Authority
Los Angeles	Los Angeles Unified	Magnolia Science Academy - 3*	06/05/17	Beyond Authority
Los Angeles	Los Angeles Unified	Magnolia Science Academy - 5*	06/05/17	Beyond Authority
Los Angeles	Los Angeles Unified	Marquez Charter*	06/05/17	Beyond Authority
Los Angeles	Los Angeles Unified	New Heights Charter*	05/31/17	Beyond Authority
Los Angeles	Los Angeles Unified	Palisades Charter High*	05/30/17	Beyond Authority
Los Angeles	Los Angeles Unified	Stella Elementary Charter Academy*	05/30/17	Beyond Authority
Los Angeles	Los Angeles Unified	Stella Middle Charter Academy*	05/30/17	Beyond Authority
Los Angeles	Los Angeles Unified	Synergy Charter Academy*	05/30/17	Beyond Authority
Los Angeles	Los Angeles Unified	Synergy Charter Kinetic*	05/30/17	Beyond Authority
Los Angeles	Los Angeles Unified	Synergy Charter Quantum Academy*	05/30/17	Beyond Authority
Los Angeles	Los Angeles Unified	Taft Charter High*	06/05/17	Beyond Authority
Los Angeles	Los Angeles Unified	Today's Fresh Start - Compton*	06/05/17	Beyond Authority
Los Angeles	Los Angeles Unified	USC College Preparatory - Blue Campus*	06/02/17	Beyond Authority
Los Angeles	Los Angeles Unified	USC College Preparatory - Orange Campus*	06/02/17	Beyond Authority
Los Angeles	Los Angeles Unified	Valor Academy Elementary*	05/30/17	Beyond Authority
Los Angeles	Los Angeles Unified	Vaughn Elementary School Arts Center*	04/12/17	Beyond Authority
Los Angeles	Los Angeles Unified	Vaughn High School Arts Center*	04/12/17	Beyond Authority
Los Angeles	Los Angeles Unified	Vaughn Middle School Arts Center*	04/12/17	Beyond Authority
Los Angeles	Los Angeles Unified	Westside Innovative School House Charter Community School*	06/05/17	Beyond Authority
Los Angeles	Los Angeles Unified	Westside Innovative School House Charter High*	06/05/17	Beyond Authority
Los Angeles	Long Beach Unified	Intellectual Virtues Academy High*	06/05/17	Beyond Authority
Madera	Chawanakee Unified	Minarets Charter High*	06/01/17	Beyond Authority
Napa	Napa Valley Unified	River Charter*	06/05/17	Beyond Authority
Napa	Napa Valley Unified	River Charter*	06/05/17	Beyond Authority

CHARTER SCHOOL FACILITIES PROGRAM (CSFP)
 Remaining Unfunded In-House CSFP Applications as of March 31, 2018
 Listed in Alphabetical Order by County

Napa	Napa Valley Unified	Stone Bridge Charter*	06/05/17	Beyond Authority
Nevada	Grass Valley Elementary	Grass Valley Charter*	06/05/17	Beyond Authority
Nevada	Grass Valley Elementary	Grass Valley Charter*	06/05/17	Beyond Authority
Nevada	Grass Valley Elementary	Nevada City School of the Arts*	06/01/17	Beyond Authority
Orange	Orange Unified	El Rancho Charter*	04/20/17	Beyond Authority
Riverside	Perris Elementary	Innovative Horizons Charter School at Nan Sanders*	06/05/17	Beyond Authority
Riverside	Perris Elementary	Innovative Horizons Charter School at Nan Sanders*	06/05/17	Beyond Authority
Riverside	Riverside County Office of Education	Riverside County Education Academy*	06/05/17	Beyond Authority
Sacramento	Elk Grove Unified	Elk Grove Charter School*	06/05/17	Beyond Authority
Sacramento	Natomas Unified	Westlake K-8 Charter*	05/22/17	Beyond Authority
Sacramento	Sacramento City Unified	Aspire Public Schools - Aspire Capitol Heights Academy*	06/01/17	Beyond Authority
Sacramento	Sacramento City Unified	Capitol Collegiate Academy*	06/05/17	Beyond Authority
Sacramento	San Juan Unified	California Montessori Project - San Juan Campus (Orangevale)*	06/05/17	Beyond Authority
Sacramento	San Juan Unified	Golden Valley Orchard Charter*	06/05/17	Beyond Authority
Sacramento	San Juan Unified	Golden Valley River Charter*	06/05/17	Beyond Authority
Sacramento	Twin Rivers Unified	Creative Connections Arts Academy*	06/05/17	Beyond Authority
Sacramento	Twin Rivers Unified	Creative Connections Arts Academy*	06/05/17	Beyond Authority
Sacramento	Twin Rivers Unified	Smythe Academy*	06/05/17	Beyond Authority
Sacramento	Twin Rivers Unified	Smythe Academy*	06/05/17	Beyond Authority
Sacramento	Twin Rivers Unified	Westside Preparatory Academy*	06/05/17	Beyond Authority
Sacramento	Twin Rivers Unified	Westside Preparatory Academy*	06/05/17	Beyond Authority
San Benito	Hollister Elementary	Navigator Schools - Hollister Preparatory*	06/05/17	Beyond Authority
San Benito	Hollister Elementary	Navigator Schools - Hollister Preparatory*	06/05/17	Beyond Authority
San Diego	Chula Vista Elementary	Arroyo Vista Charter*	06/05/17	Beyond Authority
San Diego	Chula Vista Elementary	Chula Vista Learning Community*	06/05/17	Beyond Authority
San Diego	Chula Vista Elementary	Chula Vista Learning Community*	06/05/17	Beyond Authority
San Diego	Chula Vista Elementary	Discovery Charter*	06/05/17	Beyond Authority
San Diego	Chula Vista Elementary	Discovery Charter*	06/05/17	Beyond Authority
San Diego	Chula Vista Elementary	Feaster Charter*	06/05/17	Beyond Authority
San Diego	Chula Vista Elementary	Feaster Charter*	06/05/17	Beyond Authority
San Diego	Chula Vista Elementary	Mueller Charter*	06/05/17	Beyond Authority
San Diego	Chula Vista Elementary	Mueller Charter*	06/05/17	Beyond Authority
San Diego	Grossmont Union High	Liberty Charter High *	06/05/17	Beyond Authority
San Diego	San Diego Unified	Health Sciences High and Middle College*	05/18/17	Beyond Authority
San Diego	San Diego Unified	Innovations Academy*	05/18/17	Beyond Authority
San Diego	San Diego Unified	Museum School*	05/18/17	Beyond Authority
San Diego	South Bay Union	Nestor Charter*	06/05/17	Beyond Authority
San Joaquin	New Jerusalem Elementary	Delta Charter School*	06/05/17	Beyond Authority
San Joaquin	Stockton Unified	Aspire Public School - Aspire APEX Academy*	06/01/17	Beyond Authority
San Joaquin	Tracy Unified	Tracy Learning Center - Discovery Charter*	06/05/17	Beyond Authority
San Mateo	San Carlos Elementary	Charter Learning Center*	06/02/17	Beyond Authority
San Mateo	San Carlos Elementary	Charter Learning Center*	06/02/17	Beyond Authority
Santa Clara	East Side Union High	Alpha Public Schools - Cindy Avitia High *	06/05/17	Beyond Authority
Santa Clara	Gilroy Unified	Navigator Schools - Gilroy Preparatory*	06/05/17	Beyond Authority
Shasta	Enterprise Elementary	Pace Academy*	06/05/17	Beyond Authority
Shasta	Enterprise Elementary	Pace Academy*	06/05/17	Beyond Authority
Solano	Vallejo Unified	MIT Academy Middle School *	05/22/17	Beyond Authority
Solano	Vallejo Unified	MIT Academy Middle School *	05/22/17	Beyond Authority
Sonoma	Old Adobe Union	Loma Vista Immersion Academy*	06/05/17	Beyond Authority
Sonoma	Petaluma City Elementary	Live Oak Charter*	06/05/17	Beyond Authority
Sonoma	Sebastopol Union	Sebastopol Independent Charter*	06/05/17	Beyond Authority
Sonoma	Twin Hills Union	Twin Hills Charter Middle School*	05/26/17	Beyond Authority
Sonoma	Windsor Unified	Cali Calmecac Language Academy*	05/25/17	Beyond Authority
Sonoma	Windsor Unified	Cali Calmecac Language Academy *	05/25/17	Beyond Authority
Ventura	Ventura Unified	Ventura Charter School*	05/26/17	Beyond Authority
Yolo	Washington Unified	Washington Middle College High School*	06/05/17	Beyond Authority

*CSFP applications that did not receive a Preliminary Charter School Apportionment will be retained through the end of 2018 to enable the Board to continue awarding Preliminary Charter School Apportionments during that time, provided additional bond authority returns. Applications on this list will require a complete review by OPSC and the California School Finance Authority to be eligible for funding.

SFP APPLICATIONS
Career Technical Education Facilities Program
- Workload as of March 31, 2019 -

District	County	Site Name	Application Number*	OPSC Date Received	Estimated State Grant (a)	Requested Loan Amount
Castro Valley Unified	Alameda	Castro Valley High	55/61150-00-001	2/14/2019	\$ 3,000,000	
Oakland Unified	Alameda	Madison Middle	55/61259-00-001	2/15/2019	\$ 2,520,623	
Chico Unified	Butte	Inspire School Of Arts And Sciences	55/61424-00-006	2/14/2019	\$ 835,527	
Chico Unified	Butte	Pleasant Valley Senior High	55/61424-00-007	2/14/2019	\$ 665,040	
Pierce Joint Unified	Colusa	Pierce High	55/61614-00-001	2/14/2019	\$ 1,201,012	
Liberty Union High	Contra Costa	Heritage High	55/61721-00-001	1/31/2019	\$ 1,745,384	
West Contra Costa Unified	Contra Costa	De Anza Senior High	55/61796-01-001	2/14/2019	\$ 462,307	
West Contra Costa Unified	Contra Costa	De Anza Senior High	55/61796-01-002	2/14/2019	\$ 1,223,971	
West Contra Costa Unified	Contra Costa	El Cerrito Senior High	55/61796-02-001	2/14/2019	\$ 1,037,417	
Clovis Unified	Fresno	Buchanan High	55/62117-00-013	2/14/2019	\$ 938,536	
Clovis Unified	Fresno	Clovis East High	55/62117-00-014	2/14/2019	\$ 1,698,156	
Fowler Unified	Fresno	Fowler High	55/62158-00-001	2/15/2019	\$ 1,118,257	
Fresno Unified	Fresno	Edison High	55/62166-00-007	2/14/2019	\$ 3,000,000	
Fresno Unified	Fresno	Edison High	55/62166-00-008	2/14/2019	\$ 1,584,180	
Fresno Unified	Fresno	Fresno High	55/62166-00-009	2/14/2019	\$ 1,887,745	
Fresno Unified	Fresno	Duncan (Erma) Polytechnical High	55/62166-00-010	2/14/2019	\$ 3,000,000	
Fresno Unified	Fresno	Sunnyside High	55/62166-00-011	2/14/2019	\$ 3,000,000	
Fresno Unified	Fresno	Edison High	55/62166-00-012	2/14/2019	\$ 1,500,406	
Kings Canyon Joint Unified	Fresno	Reedley Middle College High	55/62265-00-003	2/13/2019	\$ 1,191,901	
Imperial Unified	Imperial	Imperial High	55/63164-00-001	2/14/2019	\$ 2,099,710	
Imperial Unified	Imperial	Imperial High	55/63164-00-002	2/14/2019	\$ 2,820,479	
Kern High	Kern	Mira Monte High	55/63529-00-018	2/15/2019	\$ 1,040,424	
Kern High	Kern	Kern Valley High	55/63529-00-019	2/15/2019	\$ 453,790	
Muroc Joint Unified	Kern	Desert Junior-Senior High	55/63685-00-001	1/29/2019	\$ 3,000,000	
Muroc Joint Unified	Kern	Desert Junior-Senior High	55/63685-00-002	1/29/2019	\$ 3,000,000	
Hanford Joint Union High	Kings	Sierra Pacific High	55/63925-00-003	2/14/2019	\$ 1,294,929	
Kelseyville Unified	Lake	Kelseyville High	55/64014-00-001	2/14/2019	\$ 2,992,540	
Centinela Valley Union High	Los Angeles	Hawthorne High	55/64352-00-004	2/14/2019	\$ 3,000,000	
Centinela Valley Union High	Los Angeles	Leuzinger High	55/64352-00-005	2/14/2019	\$ 2,029,092	
Centinela Valley Union High	Los Angeles	Hawthorne High	55/64352-00-006	2/14/2019	\$ 1,977,864	
Downey Unified	Los Angeles	Warren High	55/64451-00-003	2/15/2019	\$ 2,037,565	
Glendale Unified	Los Angeles	Clark Magnet High	55/64568-00-001	2/20/2019	\$ 3,000,000	
Long Beach Unified	Los Angeles	Jordan High	55/64725-00-003	2/15/2019	\$ 1,492,540	
Long Beach Unified	Los Angeles	Millikan Senior High	55/64725-00-004	2/15/2019	\$ 1,537,435	
Long Beach Unified	Los Angeles	Browning High School	55/64725-00-005	2/2/2019	\$ 1,399,179	
Long Beach Unified	Los Angeles	Renaissance High School For The Arts	55/64725-00-006	2/15/2019	\$ 1,492,540	
Long Beach Unified	Los Angeles	Jordan High	55/64725-00-007	2/15/2019	\$ 2,029,800	
Long Beach Unified	Los Angeles	Jordan High	55/64725-00-008	2/15/2019	\$ 1,500,000	
Los Angeles Unified	Los Angeles	Boyle Heights Stem High	55/64733-00-019	2/13/2019	\$ 2,048,949	
Los Angeles Unified	Los Angeles	Monroe (James) High	55/64733-00-020	2/13/2019	\$ 3,000,000	
Los Angeles Unified	Los Angeles	Monroe (James) High	55/64733-00-021	2/13/2019	\$ 3,000,000	
Los Angeles Unified	Los Angeles	Grant (Ulysses S.) Senior High	55/64733-00-022	2/13/2019	\$ 3,000,000	
Los Angeles Unified	Los Angeles	Grant (Ulysses S.) Senior High	55/64733-00-023	2/13/2019	\$ 2,842,391	
Los Angeles Unified	Los Angeles	Sherman Oaks Center For Enriched Studies	55/64733-00-024	2/13/2019	\$ 1,434,430	
Los Angeles Unified	Los Angeles	Sherman Oaks Center For Enriched Studies	55/64733-00-025	2/13/2019	\$ 1,543,627	

SFP APPLICATIONS
Career Technical Education Facilities Program
- Workload as of March 31, 2019 -

District	County	Site Name	Application Number*	OPSC Date Received	Estimated State Grant (a)	Requested Loan Amount
Los Angeles Unified	Los Angeles	Monroe (James) High	55/64733-00-026	2/13/2019	\$ 3,000,000	
Los Angeles Unified	Los Angeles	Cleveland (Grover) High	55/64733-00-027	2/13/2019	\$ 1,472,948	
Los Angeles Unified	Los Angeles	Huntington Park Senior High	55/64733-00-028	2/13/2019	\$ 2,722,723	
Torrance Unified	Los Angeles	North High	55/65060-00-004	2/11/2019	\$ 3,000,000	
Torrance Unified	Los Angeles	West High	55/65060-00-005	2/11/2019	\$ 3,000,000	
Torrance Unified	Los Angeles	South High	55/65060-00-006	2/11/2019	\$ 3,000,000	
West Covina Unified	Los Angeles	Edgewood High	55/65094-00-003	2/14/2019	\$ 3,000,000	
West Covina Unified	Los Angeles	West Covina High	55/65094-00-004	2/14/2019	\$ 3,000,000	
William S. Hart Union High	Los Angeles	Castaic High	55/65136-00-002	2/14/2019	\$ 2,067,032	
Madera Unified	Madera	Matilda Torres High	55/65243-00-005	2/8/2019	\$ 1,091,133	
Madera Unified	Madera	Matilda Torres High	55/65243-00-006	2/8/2019	\$ 2,206,809	
Madera Unified	Madera	Matilda Torres High	55/65243-00-007	2/8/2019	\$ 697,962	
Novato Unified	Marin	San Marin High	55/65417-00-002	2/12/2019	\$ 1,428,805	
Hilmar Unified	Merced	Hilmar Senior High	55/65698-00-001	2/14/2019	\$ 854,120	
Napa Valley Unified	Napa	Vintage High	55/66266-00-005	2/14/2019	\$ 1,681,466	
Napa Valley Unified	Napa	Vintage High	55/66266-00-006	2/14/2019	\$ 3,000,000	
Anaheim Union High	Orange	Magnolia High	55/66431-00-001	2/15/2019	\$ 2,992,540	
Placentia-Yorba Linda Unified	Orange	El Dorado High	55/66647-00-001	2/15/2019	\$ 2,568,735	
Santa Ana Unified	Orange	Valley High	55/66670-00-001	2/12/2019	\$ 3,000,000	
Santa Ana Unified	Orange	Seegerstrom High	55/66670-00-002	2/12/2019	\$ 3,000,000	
Santa Ana Unified	Orange	Valley High	55/66670-00-003	2/12/2019	\$ 3,000,000	
Tahoe-Truckee Unified	Placer	Truckee High School	55/66944-00-002	2/15/2019	\$ 1,485,634	
Tahoe-Truckee Unified	Placer	North Tahoe High	55/66944-00-003	2/15/2019	\$ 666,979	
Tahoe-Truckee Unified	Placer	Truckee High School	55/66944-00-004	2/15/2019	\$ 1,683,700	
Tahoe-Truckee Unified	Placer	Truckee High School	55/66944-00-005	2/15/2019	\$ 1,968,341	
Banning Unified	Riverside	Banning High	55/66985-00-002	2/15/2019	\$ 3,000,000	\$ 3,000,000
Moreno Valley Unified	Riverside	Moreno Valley High	55/67124-00-001	2/14/2019	\$ 3,000,000	
Moreno Valley Unified	Riverside	Vista Del Lago High	55/67124-00-002	2/14/2019	\$ 3,000,000	
Moreno Valley Unified	Riverside	Vista Del Lago High	55/67124-00-003	2/14/2019	\$ 3,000,000	
Palm Springs Unified	Riverside	Desert Hot Springs High	55/67173-00-001	2/11/2019	\$ 2,608,891	
Palm Springs Unified	Riverside	Desert Hot Springs High	55/67173-00-002	2/11/2019	\$ 2,607,547	
Perris Union High	Riverside	Perris High	55/67207-00-004	2/11/2019	\$ 3,000,000	
Perris Union High	Riverside	Perris High	55/67207-00-005	2/11/2019	\$ 3,000,000	
Riverside Unified	Riverside	Riverside Stem Academy	55/67215-00-001	2/13/2019	\$ 3,000,000	
Elk Grove Unified	Sacramento	Pleasant Grove High	55/67314-00-006	2/15/2019	\$ 999,758	
Elk Grove Unified	Sacramento	Florin High	55/67314-00-007	2/15/2019	\$ 2,992,540	
Elk Grove Unified	Sacramento	Elk Grove High	55/67314-00-008	2/15/2019	\$ 2,371,110	
Elk Grove Unified	Sacramento	Pleasant Grove High	55/67314-00-009	2/15/2019	\$ 2,747,095	
Elk Grove Unified	Sacramento	Elk Grove High	55/67314-00-010	2/15/2019	\$ 2,387,530	
Elk Grove Unified	Sacramento	Cosumnes Oaks High	55/67314-00-011	2/15/2019	\$ 1,375,808	
Elk Grove Unified	Sacramento	Florin High	55/67314-00-012	2/15/2019	\$ 1,897,627	
Folsom-Cordova Unified	Sacramento	Folsom High	55/67330-21-004	2/7/2019	\$ 3,000,000	
Folsom-Cordova Unified	Sacramento	Folsom High	55/67330-21-005	2/7/2019	\$ 3,000,000	
San Bernardino City Unified	San Bernardino	Pacific High	55/67876-00-002	2/15/2019	\$ 3,000,000	
San Bernardino City Unified	San Bernardino	San Gorgonio High	55/67876-00-003	2/15/2019	\$ 3,000,000	

SFP APPLICATIONS
Career Technical Education Facilities Program
- Workload as of March 31, 2019 -

District	County	Site Name	Application Number*	OPSC Date Received	Estimated State Grant (a)	Requested Loan Amount
Vista Unified	San Diego	Rancho Buena Vista High	55/68452-00-001	2/11/2019	\$ 1,374,914	
Vista Unified	San Diego	Rancho Buena Vista High	55/68452-00-002	2/11/2019	\$ 1,374,914	
Vista Unified	San Diego	Vista High	55/68452-00-003	2/11/2019	\$ 3,000,000	
Lodi Unified	San Joaquin	Bear Creek High	55/68585-00-002	2/14/2019	\$ 1,834,513	
Manteca Unified	San Joaquin	East Union High	55/68593-00-005	2/12/2019	\$ 3,000,000	
Santa Maria Joint Union High	Santa Barbara	Cte Center/Ag Farm	55/69310-00-003	2/14/2019	\$ 1,082,371	
Santa Maria Joint Union High	Santa Barbara	Cte Center/Ag Farm	55/69310-00-004	2/14/2019	\$ 1,153,479	
Santa Ynez Valley Union High	Santa Barbara	Santa Ynez Valley Union High	55/69328-00-001	2/14/2019	\$ 3,000,000	
Campbell Union High	Santa Clara	Westmont High	55/69401-00-010	2/15/2019	\$ 2,472,522	\$ 2,472,522
Campbell Union High	Santa Clara	Prospect High	55/69401-00-011	2/15/2019	\$ 2,455,157	\$ 2,455,157
Campbell Union High	Santa Clara	Leigh High	55/69401-00-012	2/15/2019	\$ 2,397,889	\$ 2,397,889
Fremont Union High	Santa Clara	Homestead High	55/69468-01-003	2/13/2019	\$ 2,608,734	
Fremont Union High	Santa Clara	Homestead High	55/69468-01-004	2/13/2019	\$ 1,158,511	
Morgan Hill Unified	Santa Clara	Ann Sobrato High	55/69583-00-001	2/11/2019	\$ 3,000,000	
Morgan Hill Unified	Santa Clara	Ann Sobrato High	55/69583-00-002	2/11/2019	\$ 3,000,000	
San Lorenzo Valley Unified	Santa Cruz	San Lorenzo Valley High	55/69807-00-002	2/13/2019	\$ 1,493,738	\$ 1,493,738
San Lorenzo Valley Unified	Santa Cruz	San Lorenzo Valley High	55/69807-00-003	2/13/2019	\$ 1,495,666	\$ 1,495,666
Benicia Unified	Solano	Benicia High	55/70524-00-002	2/8/2019	\$ 2,783,348	
Santa Rosa High	Sonoma	Santa Rosa High	55/70920-00-003	2/14/2019	\$ 1,154,970	
Denair Unified	Stanislaus	Denair High	55/71068-00-001	2/8/2019	\$ 1,985,239	
Modesto City High	Stanislaus	Modesto High	55/71175-00-004	2/14/2019	\$ 1,161,267	
Patterson Joint Unified	Stanislaus	Patterson High	55/71217-00-002	2/11/2019	\$ 2,992,540	
Corning Union High	Tehama	Corning High	55/71506-00-001	2/14/2019	\$ 669,200	
Red Bluff Joint Union High	Tehama	Red Bluff High	55/71639-00-002	2/8/2019	\$ 2,992,540	
Lindsay Unified	Tulare	Lindsay Senior High	55/71993-00-002	2/8/2019	\$ 3,000,000	
Fillmore Unified	Ventura	Fillmore Senior High	55/72454-00-002	2/14/2019	\$ 3,000,000	
Simi Valley Unified	Ventura	Santa Susana High	55/72603-00-002	2/14/2019	\$ 2,992,540	
Wheatland Union High	Yuba	Wheatland Union High	55/72769-00-001	2/14/2019	\$ 2,992,540	\$ 2,992,540
Compton Unified	Los Angeles	Compton High	55/73437-00-001	2/14/2019	\$ 3,000,000	
Compton Unified	Los Angeles	Compton High	55/73437-00-002	2/14/2019	\$ 2,141,231	
Compton Unified	Los Angeles	Compton High	55/73437-00-003	2/14/2019	\$ 624,053	
Tustin Unified	Orange	Arnold O. Beckman High	55/73643-00-002	2/14/2019	\$ 3,000,000	
Irvine Unified	Orange	Woodbridge High	55/73650-00-005	2/14/2019	\$ 2,044,800	
Firebaugh-Las Deltas Unified	Fresno	Firebaugh High	55/73809-00-002	2/14/2019	\$ 1,091,250	\$ 1,091,249
Firebaugh-Las Deltas Unified	Fresno	Firebaugh High	55/73809-00-004	2/14/2019	\$ 2,992,540	\$ 2,992,540
Los Alamitos Unified	Orange	Los Alamitos High	55/73924-00-001	2/13/2019	\$ 1,445,589	
Pleasanton Unified	Alameda	Foothill High	55/75101-00-005	2/15/2019	\$ 3,000,000	
Pleasanton Unified	Alameda	Foothill High	55/75101-00-006	2/15/2019	\$ 3,000,000	
Val Verde Unified	Riverside	Orange Vista High	55/75242-00-001	2/15/2019	\$ 880,801	
Val Verde Unified	Riverside	Orange Vista High	55/75242-02-002	2/15/2019	\$ 880,801	
Farmersville Unified	Tulare	Farmersville High	55/75325-00-002	1/31/2019	\$ 856,431	
Porterville Unified	Tulare	Monache High	55/75523-00-005	2/14/2019	\$ 2,992,541	
Dinuba Unified	Tulare	Dinuba High	55/75531-00-004	2/15/2019	\$ 3,000,000	\$ 3,000,000
Dinuba Unified	Tulare	Dinuba High	55/75531-00-005	2/15/2019	\$ 3,000,000	\$ 3,000,000
Waterford Unified	Stanislaus	Waterford High	55/75572-00-001	2/15/2019	\$ 166,562	

SFP APPLICATIONS
Career Technical Education Facilities Program
- Workload as of March 31, 2019 -

District	County	Site Name	Application Number*	OPSC Date Received	Estimated State Grant (a)	Requested Loan Amount
Golden Valley Unified	Madera	Liberty High	55/75580-00-004	2/14/2019	\$ 262,273	
Golden Valley Unified	Madera	Liberty High	55/75580-00-005	2/14/2019	\$ 2,992,540	
Caruthers Unified	Fresno	Caruthers Union High Alternative Ed	55/75598-00-001	2/15/2019	\$ 1,543,695	
Alhambra Unified	Los Angeles	Mark Keppel High	55/75713-00-002	2/14/2019	\$ 1,578,000	
Scott Valley Unified	Siskiyou	Etna Union Senior High	55/76455-00-001	2/7/2019	\$ 500,000	\$ 500,000
Santa Barbara Unified	Santa Barbara	Dos Pueblos Senior High	55/76786-00-003	2/13/2019	\$ 1,870,955	
Oakland Unified	Alameda	Fremont High	59/61259-00-002	2/15/2019	\$ 1,500,000	
Oakland Unified	Alameda	Fremont High	59/61259-00-003	2/15/2019	\$ 1,500,000	
Chico Unified	Butte	Chico Senior High	59/61424-00-008	2/14/2019	\$ 363,922	
Chico Unified	Butte	Pleasant Valley Senior High	59/61424-00-009	2/14/2019	\$ 1,002,117	
Chico Unified	Butte	Pleasant Valley Senior High	59/61424-00-010	2/14/2019	\$ 1,500,000	
Williams Unified	Colusa	Williams High	59/61622-00-001	2/14/2019	\$ 1,496,022	
John Swett Unified	Contra Costa	John Swett High	59/61697-00-002	2/8/2019	\$ 716,429	
Fresno Unified	Fresno	Hoover High	59/62166-00-005	2/14/2019	\$ 848,442	
Fresno Unified	Fresno	Hoover High	59/62166-05-001	2/14/2019	\$ 848,442	
Kings Canyon Joint Unified	Fresno	Reedley High	59/62265-00-002	2/13/2019	\$ 429,188	
Northern Humboldt Union High	Humboldt	McKinleyville High	59/62687-00-004	2/12/2019	\$ 204,540	
Northern Humboldt Union High	Humboldt	Arcata High	59/62687-00-005	2/12/2019	\$ 85,569	
Northern Humboldt Union High	Humboldt	Arcata High	59/62687-00-006	2/12/2019	\$ 1,178,675	
Culver City Unified	Los Angeles	Culver City Senior High	59/64444-00-002	2/11/2019	\$ 1,500,000	
El Monte Union High	Los Angeles	Mountain View High	59/64519-00-007	2/13/2019	\$ 1,402,694	
Los Angeles Unified	Los Angeles	Dorsey (Susan Miller) Senior H	59/64733-00-030	2/13/2019	\$ 795,493	
Los Angeles Unified	Los Angeles	Sun Valley High	59/64733-00-031	2/13/2019	\$ 1,500,000	
Lynwood Unified	Los Angeles	Lynwood High (Aka Lynwood Middle)	59/64774-00-001	2/14/2019	\$ 248,946	
Lynwood Unified	Los Angeles	Lynwood High (Aka Lynwood Middle)	59/64774-00-002	2/14/2019	\$ 447,994	
South Monterey County High	Monterey	Greenfield High	59/66068-00-001	2/8/2019	\$ 725,760	
South Monterey County High	Monterey	King City High	59/66068-00-002	2/8/2019	\$ 1,500,000	
Monterey Peninsula Unified	Monterey	Marina High	59/66092-00-002	2/14/2019	\$ 1,324,942	
Monterey Peninsula Unified	Monterey	Marina High	59/66092-00-003	2/14/2019	\$ 741,626	
Orange Unified	Orange	El Modena High	59/66621-00-005	2/15/2019	\$ 1,500,000	
Santa Ana Unified	Orange	Saddleback High	59/66670-00-008	2/12/2019	\$ 1,500,000	
Santa Ana Unified	Orange	Century High	59/66670-00-009	2/12/2019	\$ 1,345,256	
Tahoe-Truckee Unified	Placer	Sierra Continuation High	59/66944-00-001	2/15/2019	\$ 256,250	
Alvord Unified	Riverside	La Sierra High	59/66977-00-001	2/14/2019	\$ 1,500,000	
Jurupa Unified	Riverside	Jurupa Valley High	59/67090-00-003	2/14/2019	\$ 1,252,727	
Jurupa Unified	Riverside	Rubidoux High	59/67090-00-004	2/14/2019	\$ 122,769	
San Juan Unified	Sacramento	Casa Roble Fundamental High	59/67447-00-003	2/14/2019	\$ 1,500,000	
San Bernardino City Unified	San Bernardino	Indian Springs High	59/67876-00-002	2/15/2019	\$ 750,000	
San Diego Unified	San Diego	Mission Bay Senior High	59/68338-00-010	2/13/2019	\$ 390,081	
San Diego Unified	San Diego	San Diego Science And Technolo	59/68338-00-011	2/13/2019	\$ 1,416,060	
San Diego Unified	San Diego	Serra Senior High	59/68338-00-012	2/13/2019	\$ 1,500,000	
San Diego Unified	San Diego	Serra Senior High	59/68338-00-013	2/13/2019	\$ 1,500,000	
San Diego Unified	San Diego	Hoover Senior High	59/68338-00-014	2/13/2019	\$ 475,457	
San Diego Unified	San Diego	Kearny Senior High	59/68338-00-015	2/13/2019	\$ 1,500,000	
San Diego Unified	San Diego	Mission Bay Senior High	59/68338-00-016	2/13/2019	\$ 1,500,000	

SFP APPLICATIONS
 Career Technical Education Facilities Program
 - Workload as of March 31, 2019 -

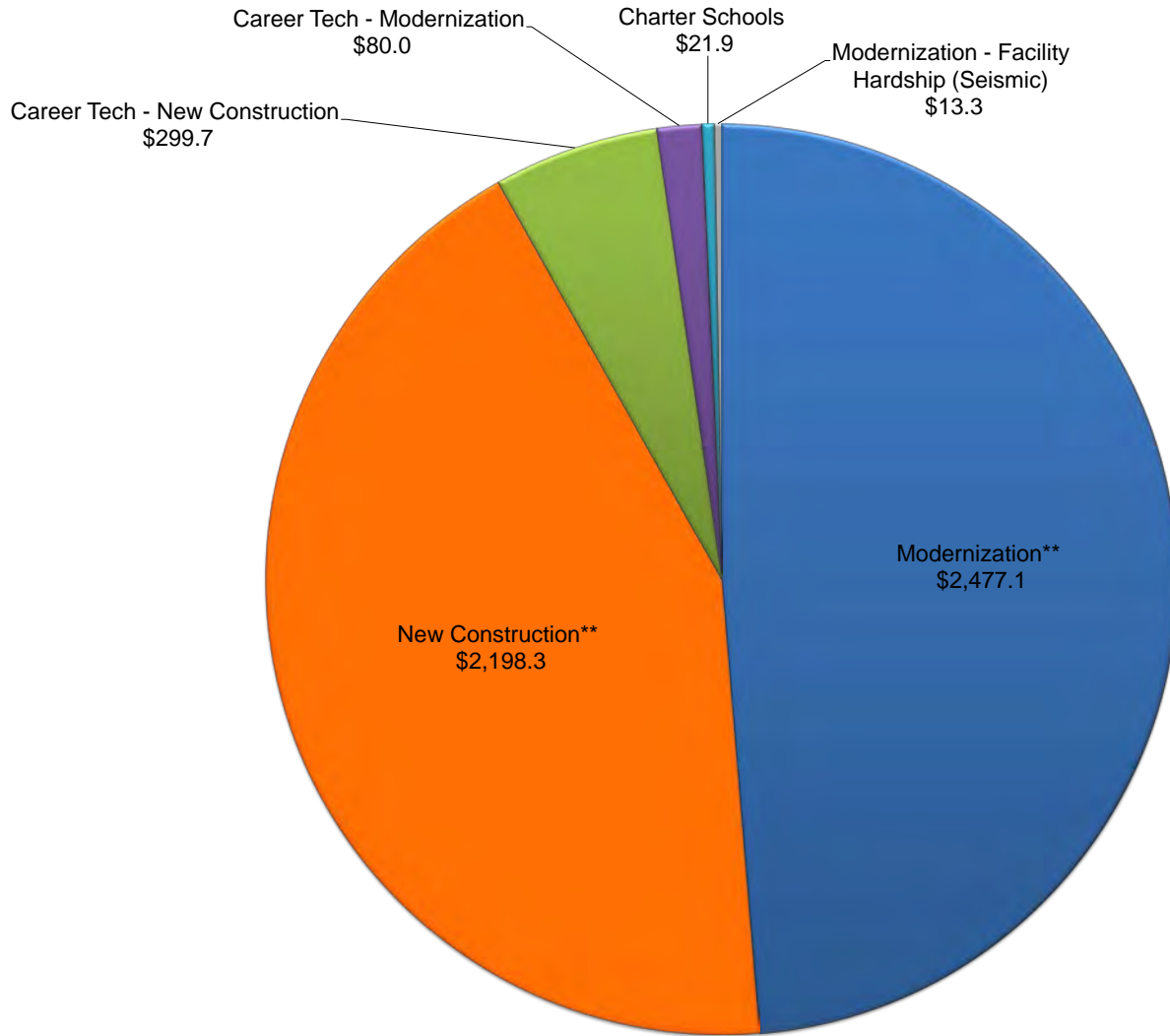
District	County	Site Name	Application Number*	OPSC Date Received	Estimated State Grant (a)	Requested Loan Amount
					MODERNIZATION	\$ 79,953,512
					TOTAL CTEFP	\$ 379,698,745
* Career Technical Education Facilities Program applications received by OPSC for the February 2019 Filing Round. OPSC has not yet reviewed the total grant requested and the total number of projects may exceed available bond authority. Placement on this list does not confirm funding.						

SFP APPLICATIONS
 Overcrowding Relief Grant - School Facilities Program
 - Workload as of March 31, 2019 -

District	County	Site	Application Number	50-04 Date Received	ORG State Share	Status
Covina Valley Unified	Riverside	Sierra Vista Middle	56/64436-01-001*	7/29/2013	\$ 4,311,517	Beyond Authority
Chaffey Joint Union	San Bernardino	Ontario High	56/67652-00-003*	7/25/2013	\$ 8,739,582	Beyond Authority
					\$ 13,051,099	

* Overcrowding Relief Grant applications received by OPSC for the 2013 Filing Round. OPSC has not yet reviewed the total grant requested and the total number of projects exceed available bond authority. Placement on this list does not confirm funding.

School Facility Program Applications within Bond Authority*
- in millions of dollars, as of March 31, 2019-



*The projects on this report only represents completed applications that are awaiting Office of Public School Construction (OPSC) processing and scheduling to the State Allocation Board. It does not reflect the OPSC's complete workload or guarantee the project is within available bond authority.

** Includes Facility Hardship Non-Seismic applications.

This list includes future workload that is identified as:

- Pending reflects workload that has been processed by OPSC but awaiting further information/documentation from the district.
- Reviewing reflects currently being processed by OPSC.

INFORMATION ITEM

FULL-DAY KINDERGARTEN FACILITIES GRANT PROGRAM (as of March 31, 2019)

The applications on this list represent Full-Day Kindergarten Facilities Grant Program projects in date order received through March 31, 2019. These applications have been received and are currently being reviewed by the Office of Public School Construction.

Published monthly in the SAB Agenda.

This report is also on the OPSC Web site at:
www.dgs.ca.gov/opsc

Full-Day Kindergarten Facilities Grant Program
- Workload as of March 31, 2019 -

District	County	Site Name	Application Number	OPSC Date Received	Estimated State Grant (a)	Financial Hardship (b)	Estimated SAB Date
Alvord Unified	Riverside	Valley View Elementary	70/66977-00-001	1/4/2019	\$ 1,251,446	TBD	5/22/2019
Alvord Unified	Riverside	Foothill Elementary	70/66977-00-002	1/4/2019	\$ 1,251,446	TBD	5/22/2019
Alvord Unified	Riverside	McAuliffe Elementary	70/66977-00-003	1/4/2019	\$ 1,668,595	TBD	5/22/2019
Alvord Unified	Riverside	Promenade Elementary	70/66977-00-004	1/4/2019	\$ 1,251,446	TBD	5/22/2019
Alvord Unified	Riverside	Terrace Elementary	70/66977-00-005	1/4/2019	\$ 1,668,595	TBD	5/22/2019
Alvord Unified	Riverside	Orenmaa Elementary	70/66977-00-006	1/4/2019	\$ 834,298	TBD	5/22/2019
Alvord Unified	Riverside	Myra Linn Elementary	70/66977-00-007	1/4/2019	\$ 834,298	TBD	5/22/2019
Alvord Unified	Riverside	Rosemary Kennedy Elementary	70/66977-00-008	1/4/2019	\$ 834,298	TBD	5/22/2019
Alvord Unified	Riverside	Arlanza Elementary	70/66977-00-009	1/4/2019	\$ 834,298	TBD	5/22/2019
Alvord Unified	Riverside	Collett Elementary	70/66977-00-010	1/4/2019	\$ 1,251,446	TBD	5/22/2019
Alvord Unified	Riverside	Lake Hills Elementary	70/66977-00-011	1/4/2019	\$ 1,251,446	TBD	5/22/2019
Alvord Unified	Riverside	La Granada Elementary	70/66977-00-012	1/4/2019	\$ 1,251,446	TBD	5/22/2019
Alvord Unified	Riverside	Twinhill Elementary	70/66977-00-013	1/4/2019	\$ 834,298	TBD	5/22/2019
Oxnard Elementary	Ventura	Marina West Elementary	70/72538-00-001	1/9/2019	\$ 2,085,744	TBD	5/22/2019
Oxnard Elementary	Ventura	Ramona Elementary	70/72538-00-003	1/9/2019	\$ 834,298	TBD	5/22/2019
Oxnard Elementary	Ventura	Sierra Linda	70/72538-00-004	1/9/2019	\$ 2,502,893	TBD	5/22/2019
Oxnard Elementary	Ventura	Rose Avenue Elementary	70/72538-00-002	1/10/2019	\$ 1,668,595	TBD	5/22/2019
Selma Unified	Fresno	Andrew Jackson Elementary	70/62430-00-001	1/11/2019	\$ 2,085,744	TBD	5/22/2019
Selma Unified	Fresno	Theodore Roosevelt Elementary	70/62430-00-002	1/11/2019	\$ 1,668,595	TBD	5/22/2019
Selma Unified	Fresno	George Washington Elementary	70/62430-00-003	1/11/2019	\$ 1,668,595	TBD	5/22/2019
Selma Unified	Fresno	Woodrow Wilson Elementary	70/62430-00-004	1/11/2019	\$ 834,298	TBD	5/22/2019
Selma Unified	Fresno	Indianola Elementary	70/62430-00-005	1/11/2019	\$ 834,298	TBD	5/22/2019
Selma Unified	Fresno	Garfield Elementary	70/62430-00-006	1/11/2019	\$ 417,149	TBD	5/22/2019
Selma Unified	Fresno	Terry Elementary	70/62430-00-007	1/11/2019	\$ 417,149	TBD	5/22/2019
Delano Union Elementary	Kern	Fremont Elementary	70/63404-00-001	1/11/2019	\$ 834,298	TBD	5/22/2019
Delano Union Elementary	Kern	Morningside Elementary	70/63404-00-002	1/11/2019	\$ 834,298	TBD	5/22/2019
Delano Union Elementary	Kern	Terrace Elementary	70/63404-00-003	1/11/2019	\$ 417,149	TBD	5/22/2019
Delano Union Elementary	Kern	Princeton Street Elementary	70/63404-00-004	1/11/2019	\$ 417,149	TBD	5/22/2019
Lamont Elementary	Kern	Lamont Elementary	70/63560-00-001	1/11/2019	\$ 3,337,190	TBD	5/22/2019
Lamont Elementary	Kern	Alicante Avenue Elementary	70/63560-00-002	1/11/2019	\$ 2,920,041	TBD	5/22/2019
Robla Elementary	Sacramento	Bell Avenue Elementary	70/67421-00-001	1/11/2019	\$ 1,258,520	TBD	5/22/2019
Robla Elementary	Sacramento	Taylor Street	70/67421-00-002	1/11/2019	\$ 841,758	TBD	5/22/2019
Needles Unified	San Bernardino	Vista Colorado Elementary	70/67801-00-001	1/11/2019	\$ 1,258,906	TBD	5/22/2019
Lindsay Unified	Tulare	Washington Elementary	70/71993-00-001	1/11/2019	\$ 2,085,744	TBD	5/22/2019
Lindsay Unified	Tulare	Lincoln Elementary	70/71993-00-002	1/11/2019	\$ 1,251,446	TBD	5/22/2019
Lindsay Unified	Tulare	Jefferson Elementary	70/71993-00-003	1/11/2019	\$ 834,298	TBD	5/22/2019
Lindsay Unified	Tulare	Reagan Elementary	70/71993-00-004	1/11/2019	\$ 834,298	TBD	5/22/2019
Lindsay Unified	Tulare	Kennedy Elementary	70/71993-00-005	1/11/2019	\$ 417,149	TBD	5/22/2019
Center Joint Unified	Sacramento	Oak Hill Elementary	70/73973-00-001	1/11/2019	\$ 1,251,446	TBD	5/22/2019
Center Joint Unified	Sacramento	North County Elementary	70/73973-00-002	1/11/2019	\$ 1,251,446	TBD	5/22/2019
Center Joint Unified	Sacramento	Arthur Dudley Elementary	70/73973-00-003	1/11/2019	\$ 834,298	TBD	5/22/2019
Center Joint Unified	Sacramento	Cyril Spinelli Elementary	70/73973-00-004	1/11/2019	\$ 834,298	TBD	5/22/2019
Upper Lake Unified	Lake	Upper Lake Elementary	70/76976-00-001	1/11/2019	\$ 1,258,906	TBD	5/22/2019
Centraillia Elementary	Orange	Los Coyotes Elementary	70/66472-00-001	1/14/2019	\$ 417,149	TBD	5/22/2019
Centraillia Elementary	Orange	George B. Miller Elementary	70/66472-00-003	1/14/2019	\$ 417,149	TBD	5/22/2019
Centraillia Elementary	Orange	Dysinger Elementary	70/66472-00-004	1/14/2019	\$ 417,149	TBD	5/22/2019
Centraillia Elementary	Orange	San Marino Elementary	70/66472-00-005	1/14/2019	\$ 417,149	TBD	5/22/2019
Centraillia Elementary	Orange	Raymond Temple Elementary	70/66472-00-002	1/14/2019	\$ 1,251,446	TBD	5/22/2019
Centraillia Elementary	Orange	Danbrook Elementary	71/66472-00-001	1/14/2019	\$ 711,700	TBD	5/22/2019
Fowler Unified	Fresno	Marshall Elementary	70/62158-00-001	1/16/2019	\$ 2,920,041	TBD	5/22/2019
Fowler Unified	Fresno	Malaga Elementary	70/62158-00-002	1/16/2019	\$ 834,298	TBD	5/22/2019
Southern Kern Unified	Kern	Rosamond Elementary	70/63776-00-001	1/16/2019	\$ 2,502,893	TBD	5/22/2019
Southern Kern Unified	Kern	Westpark Elementary	70/63776-00-002	1/16/2019	\$ 1,668,595	TBD	5/22/2019
La Habra City Elementary	Orange	Ladera Palma Elementary	70/66563-00-001	1/16/2019	\$ 2,502,893	TBD	5/22/2019
La Habra City Elementary	Orange	Las Positas Elementary	70/66563-00-002	1/16/2019	\$ 1,668,595	TBD	5/22/2019
La Habra City Elementary	Orange	Sierra Vista Elementary	70/66563-00-003	1/16/2019	\$ 1,668,595	TBD	5/22/2019
La Habra City Elementary	Orange	Walnut Elementary	70/66563-00-004	1/16/2019	\$ 1,668,595	TBD	5/22/2019
La Habra City Elementary	Orange	Las Lomas Elementary	70/66563-00-005	1/16/2019	\$ 1,668,595	TBD	5/22/2019
La Habra City Elementary	Orange	El Cerrito Elementary	70/66563-00-006	1/16/2019	\$ 1,668,595	TBD	5/22/2019
La Habra City Elementary	Orange	Arbolita Elementary	70/66563-00-007	1/16/2019	\$ 1,251,446	TBD	5/22/2019
Luther Burbank Elementary	Santa Clara	Luther Burbank Elementary	70/69542-00-001	1/16/2019	\$ 1,258,906	TBD	5/22/2019
Gonzales Unified	Monterey	La Gloria Elementary	70/75473-00-001	1/16/2019	\$ 2,927,501	TBD	5/22/2019
Sulphur Springs Unified	Los Angeles	Pinetree Community	70/65045-00-001	1/22/2019	\$ 2,085,744	TBD	5/22/2019
Sulphur Springs Unified	Los Angeles	Mitchell Community	70/65045-00-002	1/22/2019	\$ 2,085,744	TBD	5/22/2019
Sulphur Springs Unified	Los Angeles	Sulphur Springs Community	70/65045-00-003	1/22/2019	\$ 1,668,595	TBD	5/22/2019
Sulphur Springs Unified	Los Angeles	Leona Cox Community	70/65045-00-004	1/22/2019	\$ 1,251,446	TBD	5/22/2019
Sulphur Springs Unified	Los Angeles	Canyon Springs Community	70/65045-00-005	1/22/2019	\$ 1,251,446	TBD	5/22/2019
Sulphur Springs Unified	Los Angeles	Mint Canyon Community	70/65045-00-006	1/22/2019	\$ 1,251,446	TBD	5/22/2019
Sulphur Springs Unified	Los Angeles	Fair Oaks Ranch Community	70/65045-00-007	1/22/2019	\$ 2,920,041	TBD	5/22/2019
Sulphur Springs Unified	Los Angeles	Golden Oak Community	70/65045-00-008	1/22/2019	\$ 1,251,446	TBD	5/22/2019
Sulphur Springs Unified	Los Angeles	Valley View Community	70/65045-00-009	1/22/2019	\$ 711,700	TBD	5/22/2019
Pixley Unified	Tulare	Pixley Elementary	70/72041-00-001	1/22/2019	\$ 1,258,906	TBD	5/22/2019
Martinez Unified	Contra Costa	John Muir Elementary	70/61739-00-001	1/23/2019	\$ 834,298	TBD	5/22/2019
Kelseyville Unified	Lake	Kelseyville Elementary	70/64014-00-001	1/23/2019	\$ 2,093,204	TBD	5/22/2019
Kelseyville Unified	Lake	Kelseyville Elementary	71/64014-00-001	1/23/2019	\$ 787,447	TBD	5/22/2019
Edison Elementary	Kern	Orangewood Elementary	70/63438-00-001	1/24/2019	\$ 1,676,055	TBD	5/22/2019
Lucia Mar Unified	San Luis Obispo	Dorthea Lange Elementary	70/68759-00-001	1/24/2019	\$ 834,298	TBD	5/22/2019
Morgan Hill Unified	Santa Clara	Nordstrom Elementary	70/69583-00-001	1/24/2019	\$ 2,085,744	TBD	5/22/2019
Morgan Hill Unified	Santa Clara	Jackson Academy	70/69583-00-002	1/24/2019	\$ 1,251,446	TBD	5/22/2019
Morgan Hill Unified	Santa Clara	San Martin/Gwinn Elementary	70/69583-00-003	1/24/2019	\$ 1,251,446	TBD	5/22/2019
Santa Barbara Unified	Santa Barbara	Adams Elementary	70/76786-00-001	1/24/2019	\$ 1,251,446	TBD	5/22/2019
Morgan Hill Unified	Santa Clara	El Toro Elementary	71/69583-00-001	1/24/2019	\$ 348,300	TBD	5/22/2019
Morgan Hill Unified	Santa Clara	Los Paseos Elementary	71/69583-00-002	1/24/2019	\$ 464,400	TBD	5/22/2019
Morgan Hill Unified	Santa Clara	Paradise Valley Elementary	71/69583-00-003	1/24/2019	\$ 232,200	TBD	5/22/2019
Morgan Hill Unified	Santa Clara	P.A. Walsh Elementary	71/69583-00-004	1/24/2019	\$ 464,400	TBD	5/22/2019
Morgan Hill Unified	Santa Clara	Barrett Elementary	71/69583-00-005	1/24/2019	\$ 116,100	TBD	5/22/2019
Standard Elementary	Kern	Standard Elementary	70/63792-00-001	1/25/2019	\$ 417,149	TBD	5/22/2019
Standard Elementary	Kern	Wingland Elementary	70/63792-00-002	1/25/2019	\$ 1,668,595	TBD	5/22/2019
Standard Elementary	Kern	Highland Elementary	70/63792-00-003	1/25/2019	\$ 1,668,595	TBD	5/22/2019
Armona Union Elementary	Kings	Armona Elementary	70/63875-00-001	1/25/2019	\$ 1,219,700	TBD	5/22/2019
Hanford Elementary	Kings	Lincoln Elementary	70/63917-00-001	1/25/2019	\$ 914,775	TBD	5/22/2019
Hanford Elementary	Kings	Monroe Elementary	70/63917-00-002	1/25/2019	\$ 609,850	TBD	5/22/2019
Island Union Elementary	Kings	Island Union Elementary	70/63933-00-001	1/25/2019	\$ 304,925	TBD	5/22/2019
Kit Carson Unified	Kings	Kit Carson Elementary	70/63958-00-001	1/25/2019	\$ 304,925	TBD	5/22/2019
Lucia Mar Unified	San Luis Obispo	Dana Elementary	70/68759-00-002	1/25/2019	\$ 834,298	TBD	5/22/2019
Ceres Unified	Stanislaus	Sam Vaughn Elementary	70/71043-00-001	1/25/2019	\$ 824,048	TBD	5/22/2019
Alta Vista Elementary	Tulare	Alta Vista Elementary	70/71811-00-001	1/25/2019	\$ 914,775	TBD	5/22/2019
Cutler-Orosi Joint Unified	Tulare	Golden Valley Elementary	70/71860-00-001	1/25/2019	\$ 2,134,475	TBD	5/22/2019
Cutler-Orosi Joint Unified	Tulare	Palm Elementary	70/71860-00-002	1/25/2019	\$ 1,829,550	TBD	5/22/2019
Cutler-Orosi Joint Unified	Tulare	Cutler Elementary	70/71860-00-003	1/25/2019	\$ 1,829,550	TBD	5/22/2019
Hope Elementary	Tulare	Hope Elementary	70/71944-00-001	1/25/2019	\$ 609,850	TBD	5/22/2019

Full-Day Kindergarten Facilities Grant Program
- Workload as of March 31, 2019 -

District	County	Site Name	Application Number	OPSC Date Received	Estimated State Grant (a)	Financial Hardship (b)	Estimated SAB Date
Liberty Elementary	Tulare	Liberty Elementary	70/71985-00-001	1/25/2019	\$ 304,925	TBD	5/22/2019
Traver Joint Elementary	Tulare	Traver Elementary	70/72223-00-001	1/25/2019	\$ 609,850	TBD	5/22/2019
Woodville Union Elementary	Tulare	Woodville Elementary	70/72298-00-001	1/25/2019	\$ 914,775	TBD	5/22/2019
Bakersfield City	Kern	Bessie Owens Primary	70/63321-00-001	1/28/2019	\$ 2,502,893	TBD	5/22/2019
San Rafael City Schools	Marin	San Pedro Elementary	70/65458-00-001	1/28/2019	\$ 1,668,595	TBD	5/22/2019
Alisal Unified	Monterey	Oscar F. Loya Elementary	70/65961-00-001	1/28/2019	\$ 1,251,446	TBD	5/22/2019
Alisal Unified	Monterey	Cesar E. Chavez Elementary	70/65961-00-002	1/28/2019	\$ 1,251,446	TBD	5/22/2019
Alisal Unified	Monterey	Creekside Elementary	70/65961-00-003	1/28/2019	\$ 1,251,446	TBD	5/22/2019
Alisal Unified	Monterey	Virginia Rocca Barton Elementary	70/65961-00-004	1/28/2019	\$ 1,251,446	TBD	5/22/2019
Alisal Unified	Monterey	Dr. Martin Luther King, Jr. Academy	70/65961-00-005	1/28/2019	\$ 834,298	TBD	5/22/2019
Alisal Unified	Monterey	John E. Steinbeck Elementary	70/65961-00-006	1/28/2019	\$ 834,298	TBD	5/22/2019
Alisal Unified	Monterey	Monte Bella Elementary	70/65961-00-007	1/28/2019	\$ 417,149	TBD	5/22/2019
Alisal Unified	Monterey	Alisal Community	70/65961-00-008	1/28/2019	\$ 417,149	TBD	5/22/2019
Twin Ridges Elementary	Nevada	Grizzly Hill Elementary	70/66415-00-001	1/28/2019	\$ 419,484	TBD	5/22/2019
Santa Ana Unified	Orange	Thomas Jefferson Elementary	70/66670-00-001	1/28/2019	\$ 2,085,744	TBD	5/22/2019
Santa Ana Unified	Orange	George Washington Elementary	70/66670-00-002	1/28/2019	\$ 2,502,893	TBD	5/22/2019
Santa Ana Unified	Orange	Martin Luther King Jr. Elementary	70/66670-00-003	1/28/2019	\$ 417,149	TBD	5/22/2019
Santa Ana Unified	Orange	Thomas A. Edison Elementary	70/66670-00-004	1/28/2019	\$ 1,668,595	TBD	5/22/2019
Santa Ana Unified	Orange	John Muir Elementary	70/66670-00-005	1/28/2019	\$ 834,298	TBD	5/22/2019
Santa Ana Unified	Orange	Pio Pico Elementary	70/66670-00-006	1/28/2019	\$ 834,298	TBD	5/22/2019
Santa Ana Unified	Orange	Jim Thorpe Fundamental Elementary	70/66670-00-007	1/28/2019	\$ 1,251,446	TBD	5/22/2019
Santa Ana Unified	Orange	Walker Elementary	70/66670-00-008	1/28/2019	\$ 417,149	TBD	5/22/2019
Santa Ana Unified	Orange	James A. Garfield Elementary	70/66670-00-009	1/28/2019	\$ 1,251,446	TBD	5/22/2019
Santa Ana Unified	Orange	Greenville Fundamental Elementary	70/66670-00-010	1/28/2019	\$ 2,920,041	TBD	5/22/2019
Santa Ana Unified	Orange	Abraham Lincoln Elementary	70/66670-00-011	1/28/2019	\$ 1,668,595	TBD	5/22/2019
Santa Ana Unified	Orange	Monte Vista Elementary	70/66670-00-012	1/28/2019	\$ 834,298	TBD	5/22/2019
Santa Ana Unified	Orange	Theodore Roosevelt Elementary	70/66670-00-013	1/28/2019	\$ 834,298	TBD	5/22/2019
Santa Ana Unified	Orange	Sepulveda Elementary	70/66670-00-014	1/28/2019	\$ 417,149	TBD	5/22/2019
Greenfield Union Elementary	Monterey	Mary Chapa Academy	71/66035-00-001	1/28/2019	\$ 1,605,303	TBD	5/22/2019
Santa Ana Unified	Orange	Spurgeon Romero-Cruz Dual Language Academy	71/66670-00-001	1/28/2019	\$ 242,393	TBD	5/22/2019
Santa Ana Unified	Orange	Andrew Jackson Elementary	71/66670-00-002	1/28/2019	\$ 889,625	TBD	5/22/2019
Santa Ana Unified	Orange	George Washington Carver Elementary	71/66670-00-003	1/28/2019	\$ 242,393	TBD	5/22/2019
Santa Ana Unified	Orange	Martin R. Heninger Elementary	71/66670-00-004	1/28/2019	\$ 363,589	TBD	5/22/2019
Santa Ana Unified	Orange	John Adams Elementary	71/66670-00-005	1/28/2019	\$ 242,393	TBD	5/22/2019
Santa Ana Unified	Orange	John Muir Elementary	71/66670-00-006	1/28/2019	\$ 363,589	TBD	5/22/2019
Santa Ana Unified	Orange	Santiago Elementary	71/66670-00-007	1/28/2019	\$ 533,775	TBD	5/22/2019
Santa Ana Unified	Orange	John C. Fremont Elementary	71/66670-00-008	1/28/2019	\$ 121,196	TBD	5/22/2019
Santa Ana Unified	Orange	Heroes Elementary	71/66670-00-009	1/28/2019	\$ 121,196	TBD	5/22/2019
Santa Ana Unified	Orange	John F. Kennedy	71/66670-00-010	1/28/2019	\$ 484,785	TBD	5/22/2019
Santa Ana Unified	Orange	James Madison Elementary	71/66670-00-011	1/28/2019	\$ 1,245,475	TBD	5/22/2019
Santa Ana Unified	Orange	Glenn L. Martin Elementary	71/66670-00-012	1/28/2019	\$ 484,785	TBD	5/22/2019
Santa Ana Unified	Orange	William Howard Taft Elementary	71/66670-00-013	1/28/2019	\$ 121,196	TBD	5/22/2019
Santa Ana Unified	Orange	Wallace R. Davis Elementary	71/66670-00-014	1/28/2019	\$ 355,850	TBD	5/22/2019
Santa Ana Unified	Orange	Diamond Elementary	71/66670-00-015	1/28/2019	\$ 355,850	TBD	5/22/2019
Santa Ana Unified	Orange	Carl Harvey Elementary	71/66670-00-016	1/28/2019	\$ 121,196	TBD	5/22/2019
Santa Ana Unified	Orange	Herbet Hoover Elementary	71/66670-00-017	1/28/2019	\$ 121,196	TBD	5/22/2019
Santa Ana Unified	Orange	James Russell Lowell	71/66670-00-018	1/28/2019	\$ 605,981	TBD	5/22/2019
Santa Ana Unified	Orange	James Monroe Elementary	71/66670-00-019	1/28/2019	\$ 121,196	TBD	5/22/2019
Chico Unified	Butte	Emma Wilson Elementary	70/61424-00-001	1/29/2019	\$ 1,251,446	TBD	5/22/2019
Chico Unified	Butte	Rosedale Elementary	70/61424-00-002	1/29/2019	\$ 1,668,595	TBD	5/22/2019
Chico Unified	Butte	Marigold Elementary	70/61424-00-003	1/29/2019	\$ 1,668,595	TBD	5/22/2019
Chico Unified	Butte	Neal Dow Elementary	70/61424-00-004	1/29/2019	\$ 417,149	TBD	5/22/2019
Chico Unified	Butte	Sierra View Elementary	70/61424-00-005	1/29/2019	\$ 1,251,446	TBD	5/22/2019
Chico Unified	Butte	Hooker Oak Elementary	70/61424-00-006	1/29/2019	\$ 1,251,446	TBD	5/22/2019
Washington Colony Elementary	Fresno	Washington Colony Elementary	70/62513-00-001	1/29/2019	\$ 841,758	TBD	5/22/2019
Santa Ana Unified	Orange	Woodrow Wilson Elementary	70/66670-00-015	1/29/2019	\$ 1,668,595	TBD	5/22/2019
Jamul Dulzura Union Elementary	San Diego	Jamul Primary	70/68155-00-001	1/29/2019	\$ 1,258,906	TBD	5/22/2019
Solana Beach Elementary	San Diego	Solana Vista Elementary	70/68387-00-001	1/29/2019	\$ 1,668,595	TBD	5/22/2019
Fairfield-Suisun Unified	Solano	Suisun Elementary	70/70540-00-001	1/29/2019	\$ 834,298	TBD	5/22/2019
Fairfield-Suisun Unified	Solano	David Weir Elementary	70/70540-00-002	1/29/2019	\$ 417,149	TBD	5/22/2019
Richgrove Elementary	Tulare	Richgrove Elementary	70/72082-00-001	1/29/2019	\$ 424,609	TBD	5/22/2019
Los Nietos Elementary	Los Angeles	Nelson Elementary	71/64758-00-001	1/29/2019	\$ 359,828	TBD	5/22/2019
Fresno Unified	Fresno	Ericson Elementary	70/62166-00-001	1/30/2019	\$ 1,251,446	TBD	5/22/2019
Fresno Unified	Fresno	Addams Elementary	70/62166-00-002	1/30/2019	\$ 834,298	TBD	5/22/2019
Fresno Unified	Fresno	Del Mar Elementary	70/62166-00-003	1/30/2019	\$ 1,251,446	TBD	5/22/2019
Fresno Unified	Fresno	Ewing Elementary	70/62166-00-004	1/30/2019	\$ 1,668,595	TBD	5/22/2019
Sanger Unified	Fresno	Madison Elementary	70/62414-00-001	1/30/2019	\$ 834,298	TBD	5/22/2019
Sanger Unified	Fresno	Lincoln Elementary	70/62414-00-002	1/30/2019	\$ 834,298	TBD	5/22/2019
Sanger Unified	Fresno	John Walsh Elementary	70/62414-00-003	1/30/2019	\$ 834,298	TBD	5/22/2019
Sanger Unified	Fresno	Wilson Elementary	70/62414-00-004	1/30/2019	\$ 834,298	TBD	5/22/2019
Planada Elementary	Merced	Planada Elementary	70/65821-00-001	1/30/2019	\$ 1,258,906	TBD	5/22/2019
Moreno Valley Unified	Riverside	Butterfield Elementary	70/67124-00-001	1/30/2019	\$ 1,668,595	TBD	5/22/2019
Moreno Valley Unified	Riverside	Honey Hollow Elementary	70/67124-00-002	1/30/2019	\$ 1,251,446	TBD	5/22/2019
Moreno Valley Unified	Riverside	North Ridge Elementary	70/67124-00-003	1/30/2019	\$ 1,251,446	TBD	5/22/2019
Moreno Valley Unified	Riverside	Ridge Crest Elementary	70/67124-00-004	1/30/2019	\$ 834,298	TBD	5/22/2019
Moreno Valley Unified	Riverside	Seneca Elementary	70/67124-00-005	1/30/2019	\$ 834,298	TBD	5/22/2019
Moreno Valley Unified	Riverside	Serrano Elementary	70/67124-00-006	1/30/2019	\$ 834,298	TBD	5/22/2019
Moreno Valley Unified	Riverside	Bear Valley Elementary	70/67124-00-007	1/30/2019	\$ 417,149	TBD	5/22/2019
Moreno Valley Unified	Riverside	Cloverdale Elementary	70/67124-00-008	1/30/2019	\$ 417,149	TBD	5/22/2019
Rialto Unified	Riverside	Casey Elementary	70/67850-00-001	1/30/2019	\$ 1,251,446	TBD	5/22/2019
Rialto Unified	Riverside	LM Preston Elementary	70/67850-00-002	1/30/2019	\$ 417,149	TBD	5/22/2019
Rialto Unified	Riverside	Trapp Elementary	70/67850-00-003	1/30/2019	\$ 417,149	TBD	5/22/2019
Dehesa Elementary	San Diego	Dehesa Elementary	70/68049-00-001	1/30/2019	\$ 841,758	TBD	5/22/2019
Santee Elementary	San Diego	Sycamore Canyon Elementary	70/68361-00-001	1/30/2019	\$ 834,298	TBD	5/22/2019
Santee Elementary	San Diego	PRIDE Academy	70/68361-00-002	1/30/2019	\$ 841,758	TBD	5/22/2019
Sonora Elementary	Toulumne	Sonora Elementary	70/72371-00-001	1/30/2019	\$ 824,048	TBD	5/22/2019
Moreno Valley Unified	Riverside	Butterfield Elementary	71/67124-00-002	1/30/2019	\$ 242,393	TBD	5/22/2019
Moreno Valley Unified	Riverside	Bear Valley Elementary	71/67124-00-003	1/30/2019	\$ 363,589	TBD	5/22/2019
Moreno Valley Unified	Riverside	Cloverdale Elementary	71/67124-00-004	1/30/2019	\$ 363,589	TBD	5/22/2019
Moreno Valley Unified	Riverside	Creekside Elementary	71/67124-00-004	1/30/2019	\$ 481,530	TBD	5/22/2019
Moreno Valley Unified	Riverside	Hendrick Ranch Elementary	71/67124-00-005	1/30/2019	\$ 481,530	TBD	5/22/2019
Moreno Valley Unified	Riverside	Hidden Springs Elementary	71/67124-00-006	1/30/2019	\$ 321,020	TBD	5/22/2019
Rialto Unified	Riverside	LM Preston Elementary	71/67850-00-002	1/30/2019	\$ 355,850	TBD	5/22/2019
Rialto Unified	Riverside	Dollahan Elementary	71/67850-00-002	1/30/2019	\$ 363,589	TBD	5/22/2019
Rialto Unified	Riverside	Morgan Elementary	71/67850-00-003	1/30/2019	\$ 363,589	TBD	5/22/2019
Rialto Unified	Riverside	Morris Elementary	71/67850-00-004	1/30/2019	\$ 363,589	TBD	5/22/2019
Rialto Unified	Riverside	Dunn Elementary	71/67850-00-005	1/30/2019	\$ 242,393	TBD	5/22/2019
Rialto Unified	Riverside	J.C. Boyd	71/67850-00-006	1/30/2019	\$ 242,393	TBD	5/22/2019
Rialto Unified	Riverside	Lida M Henry Elementary	71/67850-00-007	1/30/2019	\$ 121,196	TBD	5/22/2019
Santee Elementary	San Diego	Sycamore Canyon Elementary	71/68361-00-002	1/30/2019	\$ 363,589	TBD	5/22/2019
El Centro Elementary	Imperial	Lincoln Elementary	70/63123-00-001	1/31/2019	\$ 834,298	TBD	5/22/2019

Full-Day Kindergarten Facilities Grant Program
- Workload as of March 31, 2019 -

District	County	Site Name	Application Number	OPSC Date Received	Estimated State Grant (a)	Financial Hardship (b)	Estimated SAB Date
El Centro Elementary	Imperial	Hedrick Elementary	70/63123-00-002	1/31/2019	\$ 834,298	TBD	5/22/2019
El Centro Elementary	Imperial	Hardin Elementary	70/63123-00-003	1/31/2019	\$ 834,298	TBD	5/22/2019
Hollister Elementary	San Benito	Calaveras Elementary	70/67470-00-001	1/31/2019	\$ 1,668,595	TBD	5/22/2019
Hollister Elementary	San Benito	RO Hardin Elementary	70/67470-00-002	1/31/2019	\$ 1,668,595	TBD	5/22/2019
Hollister Elementary	San Benito	Gabilan Hills Elementary	70/67470-00-003	1/31/2019	\$ 2,085,744	TBD	5/22/2019
Hollister Elementary	San Benito	Cerra Vista Elementary	70/67470-00-004	1/31/2019	\$ 2,085,744	TBD	5/22/2019
Fontana Unified	San Bernadino	Kathy Binks Elementary	70/67710-00-001	1/31/2019	\$ 1,668,595	TBD	5/22/2019
Fontana Unified	San Bernadino	Locust Elementary	70/67710-00-002	1/31/2019	\$ 417,149	TBD	5/22/2019
Fontana Unified	San Bernadino	Primrose Elementary	70/67710-00-003	1/31/2019	\$ 834,298	TBD	5/22/2019
Fontana Unified	San Bernadino	Dorothy Grant Elementary	70/67710-00-004	1/31/2019	\$ 417,149	TBD	5/22/2019
Fontana Unified	San Bernadino	Hemlock Elementary	70/67710-00-005	1/31/2019	\$ 834,298	TBD	5/22/2019
Fontana Unified	San Bernadino	Poplar Elementary	70/67710-00-006	1/31/2019	\$ 834,298	TBD	5/22/2019
Fontana Unified	San Bernadino	Sierra Lakes Elementary	70/67710-00-007	1/31/2019	\$ 417,149	TBD	5/22/2019
Fontana Unified	San Bernadino	Oleander Elementary	70/67710-00-008	1/31/2019	\$ 1,668,595	TBD	5/22/2019
Fontana Unified	San Bernadino	Porter Elementary	70/67710-00-009	1/31/2019	\$ 1,251,446	TBD	5/22/2019
Fontana Unified	San Bernadino	Beech Elementary	70/67710-00-010	1/31/2019	\$ 834,298	TBD	5/22/2019
Fontana Unified	San Bernadino	Palmetto Elementary	70/67710-00-011	1/31/2019	\$ 1,251,446	TBD	5/22/2019
Fontana Unified	San Bernadino	Date Elementary	70/67710-00-012	1/31/2019	\$ 1,251,446	TBD	5/22/2019
Fontana Unified	San Bernadino	Randall Pepper Elementary	70/67710-00-013	1/31/2019	\$ 834,298	TBD	5/22/2019
Fontana Unified	San Bernadino	Citrus Elementary	70/67710-00-014	1/31/2019	\$ 834,298	TBD	5/22/2019
Fontana Unified	San Bernadino	Cypress Elementary	70/67710-00-015	1/31/2019	\$ 1,251,446	TBD	5/22/2019
Fontana Unified	San Bernadino	Canyon Crest Elementary	70/67710-00-016	1/31/2019	\$ 834,298	TBD	5/22/2019
Fontana Unified	San Bernadino	Live Oak Elementary	70/67710-00-017	1/31/2019	\$ 834,298	TBD	5/22/2019
Fontana Unified	San Bernadino	West Randall Elementary	70/67710-00-018	1/31/2019	\$ 417,149	TBD	5/22/2019
Fontana Unified	San Bernadino	N. Tamarind Elementary	70/67710-00-019	1/31/2019	\$ 417,149	TBD	5/22/2019
Mountain Empire Elementary	San Diego	Campo Elementary	70/68213-00-001	1/31/2019	\$ 609,850	TBD	5/22/2019
Mountain Empire Elementary	San Diego	Clover Flat Elementary	70/68213-00-002	1/31/2019	\$ 304,925	TBD	5/22/2019
Mountain Empire Elementary	San Diego	Descanso Elementary	70/68213-00-003	1/31/2019	\$ 304,925	TBD	5/22/2019
Mountain Empire Elementary	San Diego	Potrero Elementary	70/68213-00-004	1/31/2019	\$ 609,850	TBD	5/22/2019
Santee Elementary	San Diego	Chet F. Harritt Elementary	70/68361-00-003	1/31/2019	\$ 834,298	TBD	5/22/2019
Santee Elementary	San Diego	Carlton Hills Elementary	70/68361-00-004	1/31/2019	\$ 417,149	TBD	5/22/2019
Santee Elementary	San Diego	Cajon Park Elementary	70/68361-00-005	1/31/2019	\$ 417,149	TBD	5/22/2019
Guadalupe Union Elementary	Santa Barbara	May Buren Elementary	70/69203-00-001	1/31/2019	\$ 2,920,041	TBD	5/22/2019
Vacaville Unified	Solano	Edwin Markham Elementary	70/70573-00-001	1/31/2019	\$ 2,060,119	TBD	5/22/2019
Burton Elementary	Tulare	Summit Charter Academy Mathew	70/71837-00-001	1/31/2019	\$ 609,850	TBD	5/22/2019
Tulare City Elementary	Tulare	Roosevelt Elementary	70/72231-00-001	1/31/2019	\$ 1,829,550	TBD	5/22/2019
Visalia Unified	Tulare	Goshen Elementary	70/72256-00-001	1/31/2019	\$ 1,219,700	TBD	5/22/2019
Farmersville Unified	Tulare	Hester Elementary	70/75325-00-001	1/31/2019	\$ 1,524,625	TBD	5/22/2019
Porterville Unified	Tulare	Santa Fe Elementary	70/75523-00-001	1/31/2019	\$ 1,219,700	TBD	5/22/2019
Whittier City	Los Angeles	Jackson Elementary	71/65110-00-001	1/31/2019	\$ 242,393	TBD	5/22/2019
Whittier City	Los Angeles	Mill Elementary	71/65110-00-002	1/31/2019	\$ 121,196	TBD	5/22/2019
Fontana Unified	San Bernadino	Locust Elementary	71/67710-00-001	1/31/2019	\$ 242,393	TBD	5/22/2019
Fontana Unified	San Bernadino	Primrose Elementary	71/67710-00-002	1/31/2019	\$ 242,393	TBD	5/22/2019
Fontana Unified	San Bernadino	Juniper Elementary	71/67710-00-003	1/31/2019	\$ 355,850	TBD	5/22/2019
Fontana Unified	San Bernadino	Oak Park Elementary	71/67710-00-004	1/31/2019	\$ 121,196	TBD	5/22/2019
Fontana Unified	San Bernadino	Tokay Elementary	71/67710-00-005	1/31/2019	\$ 355,850	TBD	5/22/2019
Fontana Unified	San Bernadino	Randall Pepper Elementary	71/67710-00-006	1/31/2019	\$ 242,393	TBD	5/22/2019
Fontana Unified	San Bernadino	South Tamarind Elementary	71/67710-00-007	1/31/2019	\$ 533,775	TBD	5/22/2019
Fontana Unified	San Bernadino	Chaparral Elementary	71/67710-00-008	1/31/2019	\$ 121,196	TBD	5/22/2019
Fontana Unified	San Bernadino	Shadow Hills Elementary	71/67710-00-009	1/31/2019	\$ 121,196	TBD	5/22/2019
Fontana Unified	San Bernadino	Maple Elementary	71/67710-00-010	1/31/2019	\$ 533,775	TBD	5/22/2019
Fontana Unified	San Bernadino	Almond Elementary	71/67710-00-011	1/31/2019	\$ 121,196	TBD	5/22/2019
Santee Elementary	San Diego	Chet F. Harritt Elementary	71/68361-00-002	1/31/2019	\$ 355,850	TBD	5/22/2019
Santee Elementary	San Diego	Carlton Hills Elementary	71/68361-00-003	1/31/2019	\$ 355,850	TBD	5/22/2019
Santee Elementary	San Diego	Carlton Oaks Elementary	71/68361-00-004	1/31/2019	\$ 889,625	TBD	5/22/2019
Santee Elementary	San Diego	Cajon Park Elementary	71/68361-00-005	1/31/2019	\$ 355,850	TBD	5/22/2019
Santee Elementary	San Diego	Hill Creek Elementary	71/68361-00-006	1/31/2019	\$ 889,625	TBD	5/22/2019
Santee Elementary	San Diego	Rio Seco Elementary	71/68361-00-007	1/31/2019	\$ 889,625	TBD	5/22/2019

	NEW CONSTRUCTION	\$ 234,260,213	\$ -
	RETROFIT	\$ 23,988,403	\$ -
	FULL-DAY KINDERGARTEN TOTAL*	\$ 258,248,616	

* Full-Day Kindergarten Facilities Grant Program applications received by OPSC for the January 2019 Filing Round. OPSC has not yet reviewed the total grant requested and the total number of projects may exceed available expenditure authority. Placement on this list does not confirm funding.

INFORMATION ITEM

SCHOOL FACILITY PROGRAM APPLICATIONS RECEIVED BEYOND BOND AUTHORITY LIST (as of March 31, 2019)

The applications on this list represent School Facility Program (SFP) New Construction and Modernization projects in date order received that were received on or after September 13, 2018 through March 31, 2019. These applications have been received, but not reviewed, by the Office of Public School Construction (OPSC). This list is presented to the State Allocation Board for acknowledgment, but not approval pursuant to SFP Regulation Section 1859.95.1.

Published monthly in the SAB Agenda.

This report is also on the OPSC Web site at:

www.dgs.ca.gov/opsc

SFP APPLICATIONS
New Construction Acknowledged Applications Received Past Existing Authority as of March 31, 2019

District	County	Site Name	DSA Number	50-04 Date Received	Estimated State Grant (a)	Estimated Financial Hardship (b)
Imperial County Office of Education	Imperial	La Paloma Middle	04-116828	09/14/18	\$ 1,442,651	\$ 1,442,651
Winters Joint Unified	Yolo	Winters High	02-115475	09/14/18	\$ 2,188,077	\$ -
Plaza Elementary	Glenn	Plaza Elementary	02-116764	09/18/18	\$ 2,672,913	\$ 2,672,913
Gustine Unified	Merced	Gustine High	02-116135	09/19/18	\$ 4,814,849	\$ 4,814,849
Corona-Norco Unified	Riverside	Roosevelt High	04-115480	09/21/18	\$ 15,085,368	\$ -
Round Valley Unified	Mendocino	Round Valley High	01-117277	09/24/18	\$ 2,353,745	\$ 2,353,745
Live Oak Unified	Sutter	Live Oak Middle	02-116511	09/24/18	\$ 1,776,402	\$ -
Corona-Norco Unified	Riverside	Garretson Elementary	04-115277	10/01/18	\$ 3,682,897	\$ -
Lammersville Joint Unified	San Joaquin	Cordes Elementary	02-116707	10/04/18	\$ 14,117,100	\$ -
San Benito High	San Benito	San Benito High	01-117136	10/08/18	\$ 6,418,818	\$ -
Fairfield-Suisun Unified	Solano	E Ruth Sheldon Academy of Innovative Learning	02-116436	10/10/18	\$ 1,574,262	\$ -
Grossmont Union High	San Diego	Granite Hills High	04-116776	10/12/18	\$ 966,051	\$ -
El Centro Elementary	Imperial	Harding Elementary	04-117257	10/15/18	\$ 1,656,420	\$ -
Wasco Union Elementary	Kern	James A Forrest Elementary	03-117605	10/15/18	\$ 11,839,197	\$ 11,839,197
Alview-Dairyland Union Elementary	Madera	Alview Elementary	Site/Design	10/16/18	\$ 122,877	\$ 122,877
Alview-Dairyland Union Elementary	Madera	Dairyland Elementary	Site/Design	10/16/18	\$ 122,877	\$ 122,877
Kings River Union Elementary	Tulare	Kings River Elementary	Site/Design	10/16/18	\$ 1,869,396	\$ 1,869,396
Fremont Union High	Santa Clara	Homestead High	01-116560	10/23/18	\$ 3,185,692	\$ -
Fremont Unified	Alameda	G M Walters Junior High	01-115744	10/24/18	\$ 7,741,378	\$ -
Grossmont Union High	San Diego	El Capitan High	04-116979	10/25/18	\$ 2,379,500	\$ -
Corning Union High	Tehama	Corning High	02-116489	10/26/18	\$ 3,546,223	\$ -
Castro Valley Unified	Alameda	Castro Valley High	01-116720	10/29/18	\$ 1,380,830	\$ -
Castro Valley Unified	Alameda	Castro Valley High	01-116816	10/29/18	\$ 1,625,897	\$ -
Grossmont Union High	San Diego	Monte Vista High	04-116978	10/29/18	\$ 1,536,016	\$ -
West Park Elementary	Fresno	West Park Elementary	02-116848	10/30/18	\$ 3,948,406	\$ 3,948,406
Campbell Union High	Santa Clara	Leigh High	01-117171	10/30/18	\$ 4,203,090	\$ -
Central Union High	Imperial	Central Union High	04-116825	10/31/18	\$ 11,738,874	\$ 11,738,874
Pajaro Valley Unified	Santa Cruz	Pajaro Valley High	01-116514	10/31/18	\$ 1,905,424	\$ -
Fairfield-Suisun Unified	Solano	E Ruth Sheldon Academy of Innovative Learning	02-116436	10/31/18	\$ 4,711,065	\$ -
Fresno County Office of Education	Fresno	Selma High	02-116799	11/06/18	\$ 295,279	\$ -
Jurupa Unified	Riverside	West Riverside Elementary	04-115786	11/09/18	\$ 4,338,436	\$ -
Sunnyside Union Elementary	Tulare	Sunnyside Elementary	Site/Design	11/14/18	\$ 4,562,914	\$ 4,562,914
Santa Maria-Bonita	Santa Barbara	Measure T Elementary	03-118839	11/16/18	\$ 11,229,282	\$ -
Williams Unified	Colusa	Williams Elementary	Site/Design	11/19/18	\$ 867,525	\$ 867,525
Williams Unified	Colusa	Williams High	Site/Design	11/19/18	\$ 1,429,051	\$ 1,429,051
Pierce Joint Unified	Colusa	Arbuckle Elementary	02-116802	11/20/18	\$ 1,941,453	\$ -
Los Angeles Unified	Los Angeles	International Studies Learning Center	03-117730	11/26/18	\$ 8,212,769	\$ -
William S. Hart Union High	Los Angeles	William S Hart High	03-118530	11/29/18	\$ 9,813,917	\$ -
Oxnard	Ventura	Seabridge Elementary	03-118672	12/07/18	\$ 13,517,344	\$ -
Oxnard	Ventura	Seabridge Elementary	03-118672	12/07/18	\$ 786,556	\$ -
Porterville Unified	Tulare	Porterville Military Academy	02-115851	12/07/18	\$ 2,092,468	\$ -
Arvin Union	Kern	Bear Mountain Elementary	03-119081	12/14/18	\$ 3,118,320	\$ -
Meadows Union Elementary	Imperial	Meadows Elementary	04-116690	12/20/18	\$ 2,874,742	\$ -

SFP APPLICATIONS
New Construction Acknowledged Applications Received Past Existing Authority as of March 31, 2019

District	County	Site Name	DSA Number	50-04 Date Received	Estimated State Grant (a)	Estimated Financial Hardship (b)
Blochman Union Elementary	Santa Barbara	Benjamin Foxen Elementary	03-119221	12/21/18	\$ 1,308,316	\$ -
Sanger Unified	Fresno	Washington Academic Middle	02-117046	12/24/18	\$ 560,664	\$ -
Etiwanda Elementary	San Bernardino	John L Golden Elementary	04-116718	01/15/19	\$ 1,331,474	\$ -
Tulare Joint Union High	Tulare	Tulare Union High	02-116884	01/15/19	\$ 4,426,098	\$ -
Lemoore Union High	Kings	Lemoore High	02-116535	01/18/19	\$ 5,710,055	\$ -
South Pasadena Unified	Los Angeles	South Pasadena Senior High	03-117509	01/18/19	\$ 1,814,372	\$ -
South Pasadena Unified	Los Angeles	South Pasadena Senior High	03-118006	01/18/19	\$ 478,063	\$ -
Etiwanda Elementary	San Bernardino	David W Long Elementary	04-117113	01/18/19	\$ 1,296,904	\$ -
Hope Elementary	Tulare	Hope Elementary	Site/Design	01/18/19	\$ 885,316	\$ 885,316
Kings Canyon Joint Unified	Fresno	Reedley Middle College High	02-115465	01/28/19	\$ 3,851,979	\$ -
Etiwanda Elementary	San Bernardino	Caryn Elementary	04-117369	02/12/19	\$ 1,366,064	\$ -
Hanford Elementary	Kings	Lincoln Elementary	02-117050	02/27/19	\$ 1,641,316	\$ -
Ceres Unified	Stanislaus	Caswell Elementary	02-116128	02/27/19	\$ 1,519,834	\$ -
Ceres Unified	Stanislaus	Caswell Elementary	02-116128	02/27/19	\$ 714,666	\$ -
Sanger Unified	Fresno	Sanger High	02-117029	03/12/19	\$ 453,990	\$ -
Huntington Beach City Elementary	Orange	Ethel Dwyer Middle	04-116716	03/13/19	\$ 1,602,035	\$ -
Elk Grove Unified	Sacramento	Pleasant Grove High	02-116618	03/14/19	\$ 1,089,046	\$ -
William S. Hart Union High	Los Angeles	Sierra Vista Junior High	03-117759	03/19/19	\$ 3,277,471	\$ -
Robla Elementary	Sacramento	Taylor Street Elementary	02-116689	03/19/19	\$ 1,493,548	\$ -
Sonora Elementary	Tuolumne	Sonora Elementary	02-114452	03/19/19	\$ 1,799,125	\$ -
Soquel Union Elementary	Santa Cruz	New Brighton Middle	01-117113	03/21/19	\$ 1,199,142	\$ -
Pittsburg Unified	Contra Costa	Parkside Elementary	01-117089	03/28/19	\$ 3,724,122	\$ -
					\$ 227,229,951	\$ 48,670,591
					\$ 275,900,542	

SFP APPLICATIONS
 Modernization Acknowledged Applications Received Past Existing Authority as of March 31, 2019

District	County	Site Name	DSA Number	50-04 Date Received	Estimated State Grant (a)	Estimated Financial Hardship (b)
Moreno Valley Unified	Riverside	Moreno Valley High	04-114833	03/01/19	\$ 7,827,616	\$ -
Atascadero Unified	San Luis Obispo	Atascadero High	03-117825	03/01/19	\$ 7,108,925	\$ -
Los Angeles Unified	Los Angeles	One Hundred Thirty-Fifth Street Elementary	03-118219	03/04/19	\$ 2,209,982	\$ -
Garden Grove Unified	Orange	Excelsior Elementary	04-116422	03/04/19	\$ 422,067	\$ -
Franklin-McKinley Elementary	Santa Clara	Santee Elementary	01-117034	03/04/19	\$ 519,956	\$ -
Fresno Unified	Fresno	Slater Elementary	02-115550	03/05/19	\$ 5,193,147	\$ -
Stockton Unified	San Joaquin	Edison High	02-115414	03/06/19	\$ 944,567	\$ -
Temecula Valley Unified	Riverside	Vail Ranch Middle	04-117890	03/06/19	\$ 5,073,700	\$ -
Los Angeles Unified	Los Angeles	Thomas A Edison Middle	03-116609	03/07/19	\$ 9,317,708	\$ -
Garden Grove Unified	Orange	Genevieve M Crosby Elementary	04-116372	03/08/19	\$ 887,314	\$ -
Garden Grove Unified	Orange	Alamitos Intermediate	04-114039	03/08/19	\$ 319,123	\$ -
Atascadero Unified	San Luis Obispo	Fine Arts Academy	03-117570	03/08/19	\$ 1,152,837	\$ -
Los Angeles Unified	Los Angeles	David Starr Jordan Senior High	03-118627	03/11/19	\$ 3,876,338	\$ -
Visalia Unified	Tulare	Redwood High	02-113431	03/13/19	\$ 1,463,385	\$ -
Reef-Sunset Unified	Kings	Kettleman City Elementary	02-116806	03/13/19	\$ 1,028,235	\$ 685,490
Culver City Unified	Los Angeles	El Marino Elementary	03-117814	03/15/19	\$ 741,980	\$ -
Fountain Valley Elementary	Orange	Courreges (Roch) Elementary	04-116586	03/18/19	\$ 608,684	\$ -
Fountain Valley Elementary	Orange	Fulton (Harry C) Middle	04-117590	03/18/19	\$ 2,686,984	\$ -
Robla Elementary	Sacramento	Taylor Street Elementary	02-116689	03/19/19	\$ 2,097,086	\$ -
Moreno Valley Unified	Riverside	Sunnymead Middle	04-117813	03/20/19	\$ 6,321,857	\$ -
Sonora Elementary	Tuolumne	Sonora Elementary	02-114452	03/20/19	\$ 1,993,496	\$ -
Santa Paula Unified	Ventura	Isbell Middle	03-117726	03/20/19	\$ 5,947,976	\$ -
Williams Unified	Colusa	Williams Junior Senior High	Site/Design	03/21/19	\$ 3,405,269	\$ 2,270,179
Novato Unified	Marin	San Jose Middle	01-117262	03/21/19	\$ 1,326,577	\$ -
Soquel Union Elementary	Santa Cruz	Capitola Elementary	01-117113	03/21/19	\$ 1,293,610	\$ -
Soquel Union Elementary	Santa Cruz	Capitola Elementary	01-117113	03/21/19	\$ 3,326,753	\$ -
Glendale Unified	Los Angeles	Crescenta Valley High	03-115497	03/22/19	\$ 4,988,862	\$ -
Pope Valley Union Elementary	Napa	Pope Valley Elementary	01-117294	03/22/19	\$ 322,239	\$ -
Fairfield-Suisun Unified	Solano	Suisun Valley Elementary	02-115701	03/25/19	\$ 2,430,878	\$ -
Azusa Unified	Los Angeles	Center Middle	03-118262	03/27/19	\$ 2,285,349	\$ -
Azusa Unified	Los Angeles	Charles H Lee Elementary	03-118035	03/27/19	\$ 6,076,635	\$ -
Pittsburg Unified	Contra Costa	Parkside Elementary	01-117089	03/28/19	\$ 2,120,250	\$ -
					\$ 95,319,384	\$ 2,955,669
					\$	98,275,053

INFORMATION ITEM

**FACILITY HARDSHIP/REHABILITATION APPROVALS WITHOUT
FUNDING**

As of March 27, 2019

FACILITY HARDSHIP/REHABILITATION APPROVALS WITHOUT FUNDING

As of March 27, 2019 State Allocation Board

FACILITY HARDSHIP

<i>School District</i>	<i>County</i>	<i>Program</i>	<i>Application Number</i>	<i>School Site Name</i>	<i>SAB Approval Date</i>	<i>Funding Application Due Date</i>	<i>Estimated State Grant</i>
Muroc JUSD	Kern	Facility Hardship	51/63685-00-001	Desert Junior-Senior High	6/23/2018	11/25/2019	\$5,955,850 *
Estimated Total Need (State Share)							\$ 5,955,850

REHABILITATION

<i>School District</i>	<i>County</i>	<i>Program</i>	<i>Application Number</i>	<i>School Site Name</i>	<i>SAB Approval Date</i>	<i>Funding Application Due Date</i>	<i>Estimated State Grant</i>
Muroc JUSD	Kern	Seismic Mitigation	58/63685-00-001	Desert Junior-Senior High	6/23/2018	11/25/2019	\$ 961,580 *
Estimated Total Need (State Share)							\$ 961,580

Facility Hardship and Rehabilitation Estimated Total Need (State Share)							\$ 6,917,430
--	--	--	--	--	--	--	--------------

*These projects have received design apportionments which are included in the Estimated State Grant amount. The funding applications (Form SAB 50-04 were received on 2/11/19.

Section 1859.81. Financial Hardship.

Except for Joint-Use Projects and Career Technical Education Facilities Projects, a district is eligible for financial hardship to fund all or a portion of its matching share requirement after demonstrating the requirements of (a), (c), and (d) below:

- (a) The district is financially unable to provide all necessary matching funds for an eligible project. To determine this, an analysis shall be made of the district's financial records by the OPSC including data and records maintained by the CDE and the County Office of Education. The analysis shall consist of a review of the district's latest Independent Audit regarding funds available from all capital facility accounts, including, but not limited to, developer fees, funds generated from capital facility certificates of participation, federal grants, redevelopment funds, sale proceeds from surplus property, the appraised value of facilities approved for replacement pursuant to Section 1859.82, bond funds either encumbered, unencumbered or authorized but unsold, and savings from other SFP projects. All funds thus identified that have not been expended or encumbered by a contractual agreement for a specific capital outlay purpose prior to the initial request for financial hardship status shall be deemed available as a matching contribution.

After the initial request for financial hardship status is granted, no further encumbrances will be approved by the OPSC and all prospective revenue made available to the district's capital facility accounts shall be deemed available as matching contribution on the subsequent financial hardship review, with the exception of:

- (1) Approved interim housing expenditures.
- (2) Funding to pay for previously recognized multi-year encumbrances approved at the initial financial hardship approval.
- (3) Funding that is transferred into a Special Reserve Fund and is used for the express purpose of the Federal Renovation Program when the amount expended out of that fund does not exceed the maximum Federal Renovation Grant amount.
- (4) Funding that is transferred into a Special Reserve Fund and is used for the express purpose of the School Facilities Needs Assessment Grant Program or Emergency Repair Program when the amount expended out of that fund does not exceed the maximum grant amount apportioned.
- (5) Funding that is transferred into a Special Reserve Fund and is used for the express purpose of the Career Technical Education Facilities Program when the amount expended out of that fund does not exceed the applicant's share of the maximum grant amount apportioned.
- (6) Funding that is transferred into a Special Reserve Fund and used for the express purpose of the Overcrowding Relief Grant when the amount expended out of that fund does not exceed the amount of the site acquisition and design costs of the project and the district has submitted an approved Form SAB 50-11.
- (7) Funding that is used for the express purpose of reimbursing the State a proportionate share of financial hardship received when there has been a transfer of a special education program and title to the facility. In addition, the funding was used within five years of the title transfer.
- (8) Funding to pay for obtaining a structural report pursuant to Section 1859.82 for an approvable and funded seismic mitigation project.
- (9) All other capital facility funding for a period of three years when no subsequent financial hardship request is made during this period, with the exception of the funding identified in (6). The three-year period begins with the date of the most recent financial hardship new construction or modernization adjusted grant funding apportionment.

When Overcrowding Relief Grant funding is set aside pursuant to (6) and the School District has not submitted, or the OPSC has not accepted, a Form SAB 50-04 for an Overcrowding Relief Grant within three years from the date of deposit into the Special Reserve Fund, or the School District has not met the requirements in Sections 1859.90 or 1859.105, remaining funds plus interest accrued at the Pooled Money Investment Board rate at that time period shall be deemed available as matching contribution on a subsequent financial hardship project or be captured through an audit adjustment pursuant to Section 1859.106.

The financial hardship analysis is subject to approval by the Board.

- (b) From the funds deemed available as a matching contribution, the district may retain \$19,776 per classroom in each enrollment reporting period for the cost to provide interim housing for the currently unhoused pupils of the district. The amount shown shall be adjusted annually in the manner prescribed in Section 1859.71. The number of classrooms needed for interim housing for the currently unhoused pupils shall be the sum of the positive numbers determined in (b)(7) as follows:
- (1) Determine the current enrollment of the district by grade level as shown on the latest Form SAB 50-01.
 - (2) Determine the New Construction Grants apportioned by grade level for all SFP projects and LPP funded under the provisions of Sections 1859.12 or 1859.13 where the district has submitted Form SAB 50-06 indicating that the project is 100 percent complete.
 - (3) Subtract (b)(2) from (b)(1).
 - (4) Determine the number of classrooms by grade level reported in Part 1, Line 8 on Form SAB 50-02.
 - (5) Multiply the classrooms determined in (b)(4) by 25 for K-6, 27 for 7-12, 13 for Non-Severe and 9 for Severe.
 - (6) Subtract the product determined in (b)(5) from the difference determined in (b)(3) by grade level.
 - (7) Divide the difference by grade level determined in (b)(6) by 25 for K-6, 27 for 7-12, 13 for Non-Severe and 9 for Severe and round up to the nearest whole number.

From the funds deemed available as a matching contribution, the district may also retain \$19,776 per portable toilet unit in each reporting period for the cost to provide necessary interim toilet facilities for the currently unhoused pupils of the district. The amount shown shall be adjusted annually in the manner prescribed in Section 1859.71. The number of toilet facilities needed for interim housing shall be the sum of the positive numbers determined in (b)(7) divided by eight rounded up to the nearest whole number.

From the funds deemed available as a matching contribution, the district may also retain \$19,776 per classroom in each reporting period for the cost to provide necessary interim housing for the currently unhoused pupils displaced as a result of a SAB approved seismic mitigation project pursuant to Section 1859.82. The amount shown shall be adjusted annually in the manner prescribed in Section 1859.71. The number of classrooms needed for interim housing shall be the quotient of the displaced pupils by 25 for K-6, 27 for 7-12, 13 for Non-Severe and 9 for Severe and round up to the nearest whole number.

If the district's available funds, as determined by the OPSC analysis less costs for interim housing, is less than its matching share, the district will be deemed to have met the requirements of this Subsection.

- (c) The district has made all reasonable efforts to fund its matching share of the project by demonstrating it is levying the developer fee justified under law or an alternative revenue source equal to or greater than the developer fee otherwise justified under law at the time of request for hardship and the district meets at least one of the following:
- (1) The current outstanding bonded indebtedness of the district issued for the purpose of constructing school facilities in accordance with Education Code Section 17072.35 or 17074.25 as appropriate, at the time of request for financial hardship status, is at least 60 percent of the district's total bonding capacity. Outstanding bonded indebtedness includes that part of general obligation bonds, Mello-Roos Bonds, School Facility Improvement District Bonds and certificates of participation which the district is paying a debt service that was issued for capital outlay school facility purposes.
 - (2) The district had a successful registered voter bond election for at least the maximum amount allowed under Proposition 39 within the previous two years from the date of request for financial hardship status. The proceeds from the bond election that represent the maximum amount allowed under the provisions of Proposition 39 must be used to fund the district's matching share requirement for SFP project(s).
 - (3) It is a County Superintendent of Schools.
 - (4) The district's total bonding capacity at the time of the request for financial hardship status is \$5 million or less.
 - (5) Other evidence of reasonable effort as approved by the SAB.

If the district's request for financial hardship status is denied by the Board, the district may be deemed eligible for rental payments of \$2,000 per year per classroom under the Emergency School Classroom Law of 1979 for a two year period when

relocatable classroom buildings are available and the district provides financial documentation that it is unable to afford the full rental amount and any other information satisfactory to the Board that the rental reduction is necessary. The number of classrooms eligible for the \$2,000 rental payments shall be the sum of the numbers determined in (c)(5)(B) as follows:

- (A) Determine the number of pupils by grade level that the district requested a New Construction Grant on the Form SAB 50-04 that were denied financial hardship status.
- (B) Divide the number by grade level determined in (c)(5)(A) by 25 for K-6, 27 for 7-12, 13 for Non-Severe and 9 for Severe and round up to the nearest whole number.
- (d) The district has not signed a contract for acquisition or construction of classrooms that replace existing facility(ies), which were included in the determination of the district's new construction eligibility pursuant to Education Code Section 17071.75, in a locally funded project during the five-year period immediately preceding the district's application for financial hardship assistance. This restriction may be lifted if the Board finds that unforeseen and extenuating circumstances existed that required the district to use local funds to replace the facility(ies).
- (e) If the district meets the financial hardship requirements in this Section, the amount of financial hardship is equal to the district's matching share less funds deemed available in (a).
- (1) Once a district has been notified by OPSC that it meets the requirements of financial hardship in this Section, the district may file Form SAB 50-04 under the provisions of financial hardship anytime within a period of 180 calendar days from the date of the OPSC notification.
- (2) If the district does not submit Form SAB 50-04 under the provisions of financial hardship within 180 calendar days of the OPSC notification of approval of financial hardship status, the district must re-qualify for financial hardship status under the provisions of this Section by submittal of a new request for financial hardship status.
- (3) If the project(s) has been included on an unfunded list for more than 180 calendar days, a review of the district's funds pursuant to (a) will be made to determine if additional district funds are available to fund the district's matching share of the project(s).

Financial hardship approval status by the OPSC for a separate design and/or site apportionment does not apply to any subsequent funding for the project(s).

- (f) If the district submits Form SAB 50-04 within 180 calendar days of the OPSC notification of approval of financial hardship and the project(s) has been included on the "Unfunded List (Lack of AB 55 Loans)" for more than 180 calendar days as a result of the State of California's inability to provide interim financing from the Pooled Money Investment Account (AB 55 loans), the Board may suspend the unfunded review requirement as defined in Regulation Section 1859.81(e). Projects added to any other unfunded list shall be subject to the review detailed in Regulation Section 1859.81(e). Regulation Section 1859.81(f) shall become inoperative July 1, 2011.
- (g) A project added to an unfunded list on or after July 1, 2011 will be subject to the review detailed in section (e)(3). For projects added to an unfunded list between February 25, 2009 and June 30, 2011, only the district's financial records on or after July 1, 2011 will be considered in calculating any adjustment to the district's matching share.
- (h) On or after September 22, 2017, a district may submit a request for funding in advance of obtaining a determination of Financial Hardship.
 - (1) To be considered for Financial Hardship, the district must check the box on the Form SAB 50-04 requesting Financial Hardship pursuant to this subsection when submitting a request for funding.
 - (2) Prior to processing an application OPSC will notify the district in writing to submit the necessary documentation for a Financial Hardship analysis pursuant to (a), (b), (c) and (d). OPSC will not accept any documents for a Financial Hardship analysis in advance of the notification. Failure to submit the requested documentation within 60 calendar days of OPSC's notification will result in either a. or b.:
 - a. District may amend their Form SAB 50-04 to exclude the request for Financial Hardship determination.
 - b. OPSC will return the request for funding and related materials to the district.
 - (3) Upon notification of Financial Hardship approval, any Form SAB 50-04 processed within 180 calendar days of the approval date will be included in the approval.
 - (4) For any Form SAB 50-04 processed more than 180 calendar days after the date of the Financial Hardship approval the district shall re-qualify for Financial Hardship status.

Note: Authority cited: Sections 17070.35, 17075.15, 17078.72 and 17592.73, Education Code.

Reference: Sections 17071.75, 17075.10, 17075.15, and 17079.20, Education Code.