

# State Allocation Board Agenda



Lisa Silverman, Executive Officer  
Office of Public School Construction  
707 Third Street  
West Sacramento, CA 95605

Public Meeting  
Wednesday, January 24, 2018  
State Capitol, Room 447\*  
Sacramento, CA 95814  
4:00 p.m.\*

General Information  
(916) 376-1771

For further information please contact your Project Manager.

\*Meeting room and time subject to change.

A copy of the 10-Day Notice can be found on the [OPSC website](#).

January 24, 2018  
**Agenda**

---

<u>TAB</u>	<u>SUBJECT</u>	<u>PRESENTER</u>	<u>PAGE</u>
	Call Meeting to Order	Chair	
	Roll Call	Secretary	
	Table of Contents		i - ii
1	Alphabetical Listing		iii - vi
2	Minutes of December 6, 2017		1 - 10
3	Executive Officer Statement		11 - 12
4	<b><u>CONSENT AGENDA</u></b>		
	<b><u>SCHOOL FACILITY PROGRAM</u></b>		
	Resolution		13
	Annual Adjustment to School Facility Program Grants		14 - 19
	Index Adjustment on the Assessment for Development		20 - 21
	Eligibility Approval		22 - 23
	Eligibility Adjustments		24 - 28
	Closeouts		29 - 37
	Rescission		38
	Reductions to Costs Incurred		39 - 40
	<b><u>OTHER PROGRAMS</u></b>		
	Unused Sites Program		41 - 42
	Exemptions for Independent Study Facilities		43 - 48
	Emergency Repair Program		49 - 53
	Facility Hardship/Rehabilitation Program		54 - 61

NEXT MONTHLY STATE ALLOCATION BOARD MEETING – FEBRUARY 28, 2018

January 24, 2018  
**Agenda**

---

<u>TAB</u>	<u>SUBJECT</u>	<u>PAGE</u>
5	<b><u>FINANCIAL REPORTS</u></b>	
	STATUS OF FUND RELEASES	62 - 63
	STATUS OF FUNDS	64 - 96
6	<b><u>ACTION ITEMS</u></b>	
	CHARTER SCHOOL FACILITIES PROGRAM UNFUNDED PRELIMINARY APPORTIONMENTS To provide unfunded Preliminary Charter School Apportionments for the Charter School Facilities Program for some of the projects listed on Attachment A.	97 - 126
	SEISMIC MITIGATION PROGRAM AND OTHER TECHNICAL CONFORMING REGULATORY AMENDMENTS To present the State Allocation Board (Board) with the following: 1) Proposed regulatory amendments to determine how to proceed with funding applications for Seismic Mitigation Program funding now that bond funds specifically reserved for that purpose have been exhausted; and 2) Technical regulatory amendments as a result of the Board's past action related to new construction Application processing.	127 - 145
7	<b><u>REPORTS, DISCUSSION ITEMS AND INFORMATION</u></b>	
	2017 ANNUAL LEGISLATIVE UPDATE To provide the State Allocation Board (Board) with an update on the passage of legislation in 2017 that Impacts programs administered by the Board.	146 - 150
	State Allocation Board Three-Month Projected Workload	151 – 153
	Dates for 2018 State Allocation Board Meetings	154
	School Facility Program Unfunded List	155 - 158
	School Facility Program Workload List	159 - 190
	Facility Hardship/Rehabilitation Approvals Without Funding	191 - 192
	Financial Hardship Regulation Section 1859.81	193 - 196

**January 24, 2018**  
**Alphabetical Listing**

<b>School District</b>	<b>County</b>	<b>Category</b>	<b>Page No.</b>
ALLENSWORTH ELEMENTARY	TULARE	Unused Sites	Consent 41
BAKERSFIELD CITY ELEMENTARY	KERN	SF Needs Assessment	Consent 51
BELMONT-REDWOOD SHORES ELEM.	SAN MATEO	SFP - New Construction	Consent 24
CAJON VALLEY UNION ELEMENTARY	SAN DIEGO	SFP - New Construction	Withdrawn
CAJON VALLEY UNION ELEMENTARY	SAN DIEGO	SFP - Modernization	Withdrawn
CAMINO UNION ELEMENTARY	EL DORADO	SFP - New Construction	Withdrawn
CAMINO UNION ELEMENTARY	EL DORADO	SFP - Modernization	Withdrawn
CAMPBELL UNION ELEMENTARY	SANTA CLARA	ERP	Consent 49
CARUTHERS UNIFIED	FRESNO	ERP	Consent 51
CARUTHERS UNIFIED	FRESNO	ERP	Consent 51
CARUTHERS UNIFIED	FRESNO	ERP	Consent 51
CARUTHERS UNIFIED	FRESNO	ERP	Consent 51
CHAWANAKEE UNIFIED	MADERA	SFP - New Construction	Withdrawn
CHAWANAKEE UNIFIED	MADERA	SFP - New Construction	Consent 29
CHICO UNIFIED	BUTTE	SFP - New Construction	Withdrawn
CHICO UNIFIED	BUTTE	SFP - Modernization	Withdrawn
CHULA VISTA ELEMENTARY	SAN DIEGO	SFP - New Construction	Consent 24
CHULA VISTA ELEMENTARY	SAN DIEGO	SFP - New Construction	Withdrawn
CHULA VISTA ELEMENTARY	SAN DIEGO	SFP - Modernization	Withdrawn
CHULA VISTA ELEMENTARY	SAN DIEGO	SFP - Modernization	Withdrawn
CHULA VISTA ELEMENTARY	SAN DIEGO	SFP - Modernization	Withdrawn
CLOVIS UNIFIED	FRESNO	SFP - New Construction	Withdrawn
CLOVIS UNIFIED	FRESNO	SFP - Modernization	Withdrawn
COLTON JOINT UNIFIED	SAN BERNARDINO	SFP - New Construction	Consent 30
EAST SIDE UNION HIGH	SANTA CLARA	SFP - New Construction	Withdrawn
EAST SIDE UNION HIGH	SANTA CLARA	SFP - Modernization	Withdrawn
EAST SIDE UNION HIGH	SANTA CLARA	ERP	Consent 49
ELK GROVE UNIFIED	SACRAMENTO	SFP - New Construction	Withdrawn
ELK GROVE UNIFIED	SACRAMENTO	SFP - Charter Schools	Consent 35
ENTERPRISE ELEMENTARY	SHASTA	SFP - New Construction	Withdrawn
ENTERPRISE ELEMENTARY	SHASTA	SFP - Modernization	Withdrawn
FALLBROOK UNION ELEMENTARY	SAN DIEGO	SFP - New Construction	Consent 38
FALLBROOK UNION ELEMENTARY	SAN DIEGO	SFP - New Construction	Consent 54
FORTUNA UNION HIGH	HUMBOLDT	SFP - Modernization	Consent 58
GALT JOINT UNION HIGH	SACRAMENTO	Unused Sites	Consent 42
GILROY UNIFIED	SANTA CLARA	SFP - New Construction	Withdrawn
GRASS VALLEY ELEMENTARY	NEVADA	SFP - New Construction	Withdrawn
GRASS VALLEY ELEMENTARY	NEVADA	SFP - Modernization	Withdrawn
GROSSMONT UNION HIGH	SAN DIEGO	SFP - New Construction	Withdrawn
HAYWARD UNIFIED	ALAMEDA	SFP - New Construction	Withdrawn
HAYWARD UNIFIED	ALAMEDA	SFP - New Construction	Withdrawn
HAYWARD UNIFIED	ALAMEDA	SFP - Modernization	Withdrawn

**January 24, 2018**  
**Alphabetical Listing**

<b>School District</b>	<b>County</b>	<b>Category</b>	<b>Page No.</b>
HAYWARD UNIFIED	ALAMEDA	SFP - Modernization	Withdrawn
HEBER ELEMENTARY	IMPERIAL	SFP - New Construction	Consent 31
HOLLISTER ELEMENTARY	SAN BENITO	SFP - New Construction	Withdrawn
HOLLISTER ELEMENTARY	SAN BENITO	SFP - Modernization	Withdrawn
IMPERIAL CO. OFFICE OF ED.	IMPERIAL	SFP - New Construction	Withdrawn
IMPERIAL CO. OFFICE OF ED.	IMPERIAL	SFP - New Construction	Withdrawn
INGLEWOOD UNIFIED	LOS ANGELES	SFP - New Construction	Withdrawn
KINGS CANYON JOINT UNIFIED	FRESNO	SFP - New Construction	Withdrawn
LEMOORE UNION ELEMENTARY	KINGS	SFP - New Construction	Withdrawn
LOMPOC UNIFIED	SANTA BARBARA	SFP - New Construction	Withdrawn
LOMPOC UNIFIED	SANTA BARBARA	SFP - Modernization	Withdrawn
LONG BEACH UNIFIED	LOS ANGELES	SFP - New Construction	Withdrawn
LOS ANGELES UNIFIED	LOS ANGELES	SFP - New Construction	Withdrawn
LOS ANGELES UNIFIED	LOS ANGELES	SFP - COS	Consent 34
LOS ANGELES UNIFIED	LOS ANGELES	SFP - Charter Schools	Consent 36
LOS BANOS UNIFIED	MERCED	Continued Use	Consent 43
LOS BANOS UNIFIED	MERCED	SFP - Modernization	Consent22
MARIPOSA COUNTY UNIFIED	MARIPOSA	SFP - Modernization	Withdrawn
MORGAN HILL UNIFIED	SANTA CLARA	SFP - Modernization	Withdrawn
MT. BALDY JOINT ELEMENTARY	SAN BERNARDINO	SFP - Modernization	Consent 37
NAPA VALLEY UNIFIED	NAPA	SFP - New Construction	Withdrawn
NAPA VALLEY UNIFIED	NAPA	SFP - Modernization	Withdrawn
NATOMAS UNIFIED	SACRAMENTO	SFP - New Construction	Consent 24
NATOMAS UNIFIED	SACRAMENTO	SFP - Modernization	Withdrawn
NEW JERUSALEM ELEMENTARY	SAN JOAQUIN	SFP - New Construction	Consent 24
OAKLAND UNIFIED	ALAMEDA	SFP - New Construction	Withdrawn
OAKLAND UNIFIED	ALAMEDA	SFP - New Construction	Withdrawn
OAKLAND UNIFIED	ALAMEDA	SFP - New Construction	Withdrawn
OAKLAND UNIFIED	ALAMEDA	SFP - New Construction	Withdrawn
OAKLAND UNIFIED	ALAMEDA	SFP - Modernization	Withdrawn
OAKLAND UNIFIED	ALAMEDA	SFP - Modernization	Withdrawn
OAKLAND UNIFIED	ALAMEDA	SFP - Modernization	Withdrawn
OAKLAND UNIFIED	ALAMEDA	SFP - Modernization	Withdrawn
OAKLAND UNIFIED	ALAMEDA	SFP - Modernization	Withdrawn
OAKLAND UNIFIED	ALAMEDA	SFP - Modernization	Withdrawn
OLD ADOBE UNION ELEMENTARY	SONOMA	SFP - New Construction	Consent 24
ORANGE UNIFIED	ORANGE	SFP - New Construction	Withdrawn
OROVILLE CITY ELEMENTARY	BUTTE	SFP - New Construction	Withdrawn
PERRIS ELEMENTARY	RIVERSIDE	SFP - New Construction	Withdrawn
PERRIS ELEMENTARY	RIVERSIDE	SFP - Modernization	Withdrawn
PETALUMA CITY ELEMENTARY	SONOMA	SFP - New Construction	Withdrawn
RICHFIELD ELEMENTARY	TEHAMA	SFP - New Construction	Consent 39
RIVERSIDE CO. OFFICE OF ED.	RIVERSIDE	SFP - New Construction	Withdrawn
ROSELAND ELEMENTARY	SONOMA	SFP - New Construction	Consent 32

**January 24, 2018**  
**Alphabetical Listing**

<b>School District</b>	<b>County</b>	<b>Category</b>	<b>Page No.</b>
SACRAMENTO CITY UNIFIED	SACRAMENTO	SFP - New Construction	Withdrawn
SACRAMENTO CITY UNIFIED	SACRAMENTO	SFP - Modernization	Withdrawn
SAN BENITO CO. OFFICE OF ED.	SAN BENITO	SFP - New Construction	Consent 33
SAN BERNARDINO CITY UNIFIED	SAN BERNARDINO	SFP - New Construction	Consent 24
SAN CARLOS ELEMENTARY	SAN MATEO	SFP - New Construction	Withdrawn
SAN CARLOS ELEMENTARY	SAN MATEO	SFP - Modernization	Withdrawn
SAN DIEGO UNIFIED	SAN DIEGO	SFP - New Construction	Withdrawn
SAN DIEGO UNIFIED	SAN DIEGO	SFP - New Construction	Withdrawn
SAN DIEGO UNIFIED	SAN DIEGO	SFP - New Construction	Withdrawn
SAN DIEGO UNIFIED	SAN DIEGO	SFP - New Construction	Withdrawn
SAN DIEGO UNIFIED	SAN DIEGO	SFP - Modernization	Withdrawn
SAN DIEGO UNIFIED	SAN DIEGO	ERP	Consent 51
SAN FRANCISCO UNIFIED	SAN FRANCISCO	SFP - New Construction	Consent 24
SAN FRANCISCO UNIFIED	SAN FRANCISCO	SFP - Modernization	Consent 24
SAN JUAN UNIFIED	SACRAMENTO	SFP - Modernization	Withdrawn
SAN LORENZO UNIFIED	ALAMEDA	SFP - Modernization	Withdrawn
SAN LUIS COASTAL UNIFIED	SAN LUIS OBISPO	SFP - Modernization	Withdrawn
SANGER UNIFIED	FRESNO	SFP - New Construction	Withdrawn
SANGER UNIFIED	FRESNO	SFP - Modernization	Withdrawn
SANTA ANA UNIFIED	ORANGE	SFP - New Construction	Consent 24
SEBASTOPOL UNION ELEMENTARY	SONOMA	SFP - New Construction	Withdrawn
SOLANO COUNTY OFFICE OF ED.	SOLANO	SFP - New Construction	Consent 39
SOUTH BAY UNION ELEMENTARY	SAN DIEGO	SFP - New Construction	Withdrawn
STOCKTON UNIFIED	SAN JOAQUIN	SFP - New Construction	Withdrawn
TRACY JOINT UNIFIED	SAN JOAQUIN	SFP - Modernization	Withdrawn
TWIN HILLS UNION ELEMENTARY	SONOMA	SFP - Modernization	Withdrawn
TWIN RIVERS UNIFIED	SACRAMENTO	SFP - New Construction	Withdrawn
TWIN RIVERS UNIFIED	SACRAMENTO	SFP - New Construction	Withdrawn
TWIN RIVERS UNIFIED	SACRAMENTO	SFP - New Construction	Withdrawn
TWIN RIVERS UNIFIED	SACRAMENTO	SFP - Modernization	Withdrawn
TWIN RIVERS UNIFIED	SACRAMENTO	SFP - Modernization	Withdrawn
TWIN RIVERS UNIFIED	SACRAMENTO	SFP - Modernization	Withdrawn
VALLEJO CITY UNIFIED	SOLANO	SFP - New Construction	Withdrawn
VALLEJO CITY UNIFIED	SOLANO	SFP - Modernization	Withdrawn
VENTURA UNIFIED	VENTURA	SFP - New Construction	Withdrawn
VISALIA UNIFIED	TULARE	SFP - New Construction	Consent 24
VISALIA UNIFIED	TULARE	SFP - Modernization	Withdrawn
WASHINGTON UNIFIED	YOLO	SFP - Modernization	Withdrawn
WEST CONTRA COSTA UNIFIED	CONTRA COSTA	SFP - New Construction	Withdrawn
WEST CONTRA COSTA UNIFIED	CONTRA COSTA	SFP - Modernization	Withdrawn
WILLIAM S. HART UNION HIGH	LOS ANGELES	Continued Use	Consent 46
WINDSOR UNIFIED	SONOMA	SFP - New Construction	Withdrawn
WINDSOR UNIFIED	SONOMA	SFP - Modernization	Withdrawn

**MINUTES  
State Allocation Board  
December 6, 2017**

Upon notice duly given, the meeting of the State Allocation Board (SAB) was held at the State Capitol, Room 447, in Sacramento, California on December 6, 2017 at 1:00 p.m.

Members of the SAB present were as follows:

- Eraina Ortega, Chief Deputy Director, Policy, Department of Finance, designated representative for Michael Cohen, Director, Department of Finance
- Jeffrey McGuire, Chief Deputy Director, Department of General Services, designated representative for Daniel Kim, Director, Department of General Services
- Nick Schweizer, Deputy Superintendent of Public Instruction, Services for Administration, Finance, Technology & Infrastructure Branch, California Department of Education, designated representative for Tom Torlakson, Superintendent of Public Instruction
- Cesar Diaz, appointee of Edmund G. Brown, Jr., Governor of the State of California
- Senator Richard Pan
- Assembly Member Adrin Nazarian
- Assembly Member Patrick O'Donnell

Members of the SAB absent were as follows:

- Senator Benjamin Allen
- Senator Janet Nguyen
- Assembly Member Rocky Chavez

Representative of the SAB was as follows:

Lisa Silverman, Executive Officer

Representatives of the Department of General Services, Office of Public School Construction (OPSC), were as follows:

Lisa Silverman, Executive Officer  
Barbara Kampmeiner, Deputy Executive Officer

Representative of the Department of General Services, Office of Legal Services, was as follows:

Jonette Banzon, Attorney

With a quorum present, Ms. Ortega, Chair, called the meeting to order at 1:12 p.m.

**PRIOR MINUTES**

A motion was made, and carried, to approve two sets of SAB Minutes for the August 23, 2017 and September 6, 2017 meetings.

**EXECUTIVE OFFICER'S STATEMENT**

The Executive Officer informed the SAB of the following:

**Priority Funding Filing Round Now Open**

The priority funding filing period closed on December 7, 2017. OPSC received 24 requests from 21 school districts for a total of \$37.4 million eligible to participate in this filing round. The applications will be valid from January 1, 2018 through June 30, 2018. School districts were reminded that the requirements for participation in the Priority Funding Process are in effect under School Facility Program (SFP) Regulation Section 1859.90.3.

**EXECUTIVE OFFICER'S STATEMENT** (cont.)Priority Funding Apportionments*September 6, 2017 Apportionments*

The SAB approved 131 funding applications representing 68 school districts for a total of \$433.3 million in priority funding apportionments at its September 6, 2017 meeting. OPSC received 101 of the required 130 *Fund Release Authorization*, Forms SAB 50-05 as of Monday, November 27, 2017, with 29 waiting to be submitted. Updated information was provided that indicated only one project was not able to submit the required documentation, and as a result, received a new unfunded approval date.

New Reports in Financials Section

It was noted that new reports are reflected in the Financials section of the Agenda detailing Proposition 51 allocations.

Regulations Update

Regulations requiring Grant Agreements and the facilitation of the application submittal process for school districts seeking Financial Hardship funding became effective on September 20 and 22, 2017, respectively. Additionally, regulations restarting the Career Technical Education Facilities Program (CTEFP) became effective on November 27, 2017.

Career Technical Education Facilities Program

The SAB established two CTEFP filing rounds at its August 23, 2017 meeting. California Department of Education (CDE) grant applications were due to CDE by November 29, 2017. Approximately 300 applications were received.

Online Funding Applications

It was stated that OPSC was developing new on-line options for the School Facility Program (SFP) applications. The long-term plan is to provide school districts the ability to submit eligibility and funding applications electronically. It is anticipated that the first application will be the CTEFP and should be ready at the end of January 2018. OPSC will provide additional updates as they become available.

Seismic Mitigation Program Projects

There were four Seismic Mitigation Program projects in the Consent portion of the Agenda that received unfunded approvals in the amount of \$10.3 million.

Joint Agency Workshops

The OPSC, CDE and Division of the State Architect (DSA) continue to hold joint agency workshops. These workshops provide school districts and stakeholders with updates on the SFP, as well as CDE and DSA processes. Some sessions are specialized for small school districts to directly address concerns and seek assistance on specific projects or facility needs that may be eligible for funding. Sessions and handouts are posted on OPSC's website.

Next SAB Meeting

The SAB and stakeholders were informed that the next SAB meeting has been tentatively scheduled for Wednesday, January 24, 2018.

**CONSENT ITEMS**

A motion was made, and carried, to approve the Consent calendar as presented.



**FINANCIAL REPORTS*****Status of Fund Releases***

The SAB accepted the Status of Fund Releases report as presented.

***Status of Funds***

The SAB accepted the Status of Funds report as presented.

**APPEAL ITEMS*****Klamath-Trinity Joint Unified/Humboldt 51/62901-00-006, 010, 012, 013 and 014***

The SAB approved the District request for: 1) replacement funding to perform rehabilitation work for Projects Number 51/62901-00-010, 12, 13 and 14, and 2) immediate Apportionments outside of Priorities in Funding for the five projects. The SAB also included in its approval to allow the District up to one year from the date of this approval (December 6, 2017) to finalize the eligible site development grants for the minimum work necessary for required dewatering systems, sewers, and storm drains to mitigate the identified health and safety threats for the projects (51/62901-00-010, 12, 13 and 14) as shown on Attachments C, D, E and F.

***Maple Elementary/Kern 51/63610-00-002***

The SAB approved the following: 1) the District's change of scope request; 2) the project with an unfunded approval and placement on the Unfunded List (Lack of AB 55 Loans); and 3) the request for additional time to request and receive an adjustment to the unfunded approval to add site development grants. In addition to this approval, the SAB added the following three additional stipulations:

- The District must provide staff with the final DSA-approved plans and specifications for the revisions, final plan approval from CDE, and an updated cost estimate for the project prior to release of funds.
- The District must provide progress updates to staff regarding the change of scope every six months after the SAB's approval, until the District submits the information identified in the preceding bullet above.
- This approval does not extend any applicable project deadlines in the SFP Regulations, such as priority funding, substantial progress, expenditure reporting, or project completion.

**ACTION ITEMS*****Conforming Regulatory Amendments Related to New Construction Eligibility***

This Item was withdrawn.

**REPORTS, DISCUSSION, AND INFORMATION ITEMS**

The SAB acknowledged the following reports:

***State Allocation Board Three-Month Projected Workload******State Allocation Board Meeting Dates for the 2018 Calendar Year******School Facility Program Unfunded List as of September 6, 2017******School Facility Program Workload List of Applications Received Through October 31, 2017******Facility Hardship/Rehabilitation Approvals Without Funding as of August 23, 2017***

**ADJOURNMENT**

There being no further business to come before the SAB, the Chair adjourned the meeting at 1:29 p.m.

A handwritten signature in black ink, appearing to read "Lisa Silverman". The signature is written in a cursive, flowing style.

**LISA SILVERMAN, Executive Officer**

**ATTACHMENT A**  
**Approved Consent Items on 12/06/2017**

Program	Application Number	District	County	
Continued Use	91/65136-00-000	WILLIAM S. HART UNION HIGH	LOS ANGELES	
Emergency Repair Program	61/61648-00-026	ANTIOCH UNIFIED	CONTRA COSTA	
Emergency Repair Program	61/67397-00-008	NORTH SACRAMENTO ELEMENTARY	SACRAMENTO	
Emergency Repair Program	61/72082-00-006	RICHGROVE ELEMENTARY	TULARE	
Emergency Repair Program	61/70912-00-029	SANTA ROSA ELEMENTARY	SONOMA	
Emergency Repair Program	61/75440-00-006	SOLEDAD UNIFIED	MONTEREY	
Emergency Repair Program	61/75440-00-004	SOLEDAD UNIFIED	MONTEREY	
Emergency Repair Program	61/75440-00-003	SOLEDAD UNIFIED	MONTEREY	
Emergency Repair Program	61/75440-00-002	SOLEDAD UNIFIED	MONTEREY	
SFP - Career Tech	59/64733-00-004	LOS ANGELES UNIFIED	LOS ANGELES	
SFP - Career Tech	59/64733-00-003	LOS ANGELES UNIFIED	LOS ANGELES	
SFP - Career Tech	59/40360-00-016	METRO ED. DISTRICT JPA ROC/P	SANTA CLARA	
SFP - Charter Schools	54/64733-00-013	LOS ANGELES UNIFIED	LOS ANGELES	
SFP - COS	53/64725-00-002	LONG BEACH UNIFIED	LOS ANGELES	
SFP - COS	53/64733-00-024	LOS ANGELES UNIFIED	LOS ANGELES	
SFP - COS	53/64733-00-081	LOS ANGELES UNIFIED	LOS ANGELES	
SFP - COS	53/64733-00-133	LOS ANGELES UNIFIED	LOS ANGELES	
SFP - COS	53/64733-00-658	LOS ANGELES UNIFIED	LOS ANGELES	
SFP - Modernization	57/61648-00-000	ANTIOCH UNIFIED	CONTRA COSTA	
SFP - Modernization	57/61648-00-011	ANTIOCH UNIFIED	CONTRA COSTA	
SFP - Modernization	57/68700-00-002	ATASCADERO UNIFIED	SAN LUIS OBISPO	
<del>SFP - Modernization</del>	<del>57/68700-00-000</del>	<del>ATASCADERO UNIFIED</del>	<del>SAN LUIS OBISPO</del>	WITHDRAWN
SFP - Modernization	57/68866-00-011	BELMONT-REDWOOD SHORES ELEMENTARY	SAN MATEO	
<del>SFP - Modernization</del>	<del>57/68866-00-000</del>	<del>BELMONT-REDWOOD SHORES ELEMENTARY</del>	<del>SAN MATEO</del>	WITHDRAWN
SFP - Modernization	57/70656-00-002	CLOVERDALE UNIFIED	SONOMA	
SFP - Modernization	57/70656-00-000	CLOVERDALE UNIFIED	SONOMA	
SFP - Modernization	57/62117-00-033	CLOVIS UNIFIED	FRESNO	
SFP - Modernization	57/62117-00-000	CLOVIS UNIFIED	FRESNO	
SFP - Modernization	58/67686-00-001	COLTON JOINT UNIFIED	SAN BERNARDINO	
SFP - Modernization	57/66480-00-005	CYPRESS ELEMENTARY	ORANGE	
SFP - Modernization	57/66480-00-000	CYPRESS ELEMENTARY	ORANGE	
SFP - Modernization	57/67058-00-017	DESERT SANDS UNIFIED	RIVERSIDE	
<del>SFP - Modernization</del>	<del>57/67058-00-000</del>	<del>DESERT SANDS UNIFIED</del>	<del>RIVERSIDE</del>	WITHDRAWN
SFP - Modernization	57/67058-00-016	DESERT SANDS UNIFIED	RIVERSIDE	
SFP - Modernization	57/69427-00-034	EAST SIDE UNION HIGH	SANTA CLARA	
<del>SFP - Modernization</del>	<del>57/69427-00-000</del>	<del>EAST SIDE UNION HIGH</del>	<del>SANTA CLARA</del>	WITHDRAWN
SFP - Modernization	57/61853-00-008	EL DORADO UNION HIGH	EL DORADO	
SFP - Modernization	57/61853-00-009	EL DORADO UNION HIGH	EL DORADO	
SFP - Modernization	57/61853-00-000	EL DORADO UNION HIGH	EL DORADO	
SFP - Modernization	57/68130-00-019	GROSSMONT UNION HIGH	SAN DIEGO	
SFP - Modernization	57/68130-00-020	GROSSMONT UNION HIGH	SAN DIEGO	
<del>SFP - Modernization</del>	<del>57/68130-00-000</del>	<del>GROSSMONT UNION HIGH</del>	<del>SAN DIEGO</del>	WITHDRAWN
SFP - Modernization	57/63974-00-003	LEMOORE UNION ELEMENTARY	KINGS	
SFP - Modernization	57/63974-00-004	LEMOORE UNION ELEMENTARY	KINGS	
<del>SFP - Modernization</del>	<del>57/63974-00-000</del>	<del>LEMOORE UNION ELEMENTARY</del>	<del>KINGS</del>	WITHDRAWN
SFP - Modernization	57/73924-00-013	LOS ALAMITOS UNIFIED	ORANGE	
SFP - Modernization	57/73924-00-014	LOS ALAMITOS UNIFIED	ORANGE	
SFP - Modernization	57/73924-00-000	LOS ALAMITOS UNIFIED	ORANGE	
<del>SFP - Modernization</del>	<del>58/63610-00-001*</del>	<del>MAPLE ELEMENTARY</del>	<del>KERN</del>	WITHDRAWN
<del>SFP - Modernization</del>	<del>57/63610-00-002</del>	<del>MAPLE ELEMENTARY</del>	<del>KERN</del>	WITHDRAWN
<del>SFP - Modernization</del>	<del>57/63610-00-000</del>	<del>MAPLE ELEMENTARY</del>	<del>KERN</del>	WITHDRAWN
SFP - Modernization	57/73908-00-005	MCFARLAND UNIFIED	KERN	
<del>SFP - Modernization</del>	<del>57/73908-00-000</del>	<del>MCFARLAND UNIFIED</del>	<del>KERN</del>	WITHDRAWN
<del>SFP - Modernization</del>	<del>57/61754-00-000</del>	<del>MT. DIABLO UNIFIED</del>	<del>CONTRA COSTA</del>	WITHDRAWN
SFP - Modernization	57/61754-00-092	MT. DIABLO UNIFIED	CONTRA COSTA	
SFP - Modernization	57/61754-00-093	MT. DIABLO UNIFIED	CONTRA COSTA	
SFP - Modernization	57/61754-00-094	MT. DIABLO UNIFIED	CONTRA COSTA	
SFP - Modernization	57/61754-00-095	MT. DIABLO UNIFIED	CONTRA COSTA	
SFP - Modernization	57/61754-00-096	MT. DIABLO UNIFIED	CONTRA COSTA	
SFP - Modernization	57/73569-00-015	OCEANSIDE CITY UNIFIED	SAN DIEGO	
<del>SFP - Modernization</del>	<del>57/73569-00-000</del>	<del>OCEANSIDE CITY UNIFIED</del>	<del>SAN DIEGO</del>	WITHDRAWN
SFP - Modernization	57/67173-00-000	PALM SPRINGS UNIFIED	RIVERSIDE	
SFP - Modernization	57/67173-00-006	PALM SPRINGS UNIFIED	RIVERSIDE	
SFP - Modernization	57/66647-00-034	PLACENTIA-YORBA LINDA UNIFIED	ORANGE	
SFP - Modernization	57/66647-00-000	PLACENTIA-YORBA LINDA UNIFIED	ORANGE	
SFP - Modernization	57/67868-00-007	RIM OF THE WORLD UNIFIED	SAN BERNARDINO	
<del>SFP - Modernization</del>	<del>57/67868-00-000</del>	<del>RIM OF THE WORLD UNIFIED</del>	<del>SAN BERNARDINO</del>	WITHDRAWN
SFP - Modernization	57/75002-00-006	ROSS VALLEY	MARIN	
SFP - Modernization	57/75002-00-000	ROSS VALLEY	MARIN	
SFP - Modernization	57/76786-00-001	SANTA BARBARA UNIFIED	SANTA BARBARA	
SFP - Modernization	57/76786-00-002	SANTA BARBARA UNIFIED	SANTA BARBARA	
SFP - Modernization	57/76786-00-003	SANTA BARBARA UNIFIED	SANTA BARBARA	
SFP - Modernization	57/76786-00-000	SANTA BARBARA UNIFIED	SANTA BARBARA	
SFP - Modernization	58/70136-00-001	SHASTA UNION HIGH	SHASTA	
SFP - Modernization	57/72603-00-032	SIMI VALLEY UNIFIED	VENTURA	

**ATTACHMENT A**  
**Approved Consent Items on 12/06/2017**

Program	Application Number	District	County	
SFP - Modernization	57/72603-00-000	SIMI VALLEY UNIFIED	VENTURA	WITHDRAWN
SFP - Modernization	57/10488-00-000	SOLANO COUNTY OFFICE OF EDUCATION	SOLANO	WITHDRAWN
SFP - Modernization	57/10488-00-027	SOLANO COUNTY OFFICE OF EDUCATION	SOLANO	
SFP - Modernization	58/72157-00-001	STRATHMORE UNION ELEMENTARY	TULARE	
SFP - Modernization	57/72181-00-001	SUNNYSIDE UNION ELEMENTARY	TULARE	
SFP - Modernization	57/72181-00-000	SUNNYSIDE UNION ELEMENTARY	TULARE	WITHDRAWN
SFP - Modernization	57/71290-00-007	SYLVAN UNION ELEMENTARY	STANISLAUS	
SFP - Modernization	57/74290-00-000	SYLVAN UNION ELEMENTARY	STANISLAUS	WITHDRAWN
SFP - Modernization	57/75192-00-000	TEMECULA VALLEY UNIFIED	RIVERSIDE	WITHDRAWN
SFP - Modernization	57/75192-00-004	TEMECULA VALLEY UNIFIED	RIVERSIDE	
SFP - Modernization	58/72207-00-001	THREE RIVERS UNION ELEMENTARY	TULARE	
SFP - Modernization	57/10561-00-002	VENTURA COUNTY OFFICE OF EDUCATION	VENTURA	
SFP - Modernization	57/10561-00-003	VENTURA COUNTY OFFICE OF EDUCATION	VENTURA	
SFP - Modernization	57/10561-00-001	VENTURA COUNTY OFFICE OF EDUCATION	VENTURA	
SFP - Modernization	57/10561-00-000	VENTURA COUNTY OFFICE OF EDUCATION	VENTURA	WITHDRAWN
SFP - Modernization	58/69344-00-001	VISTA DEL MAR UNION ELEMENTARY	SANTA BARBARA	
SFP - Modernization	57/73460-00-012	WALNUT VALLEY UNIFIED	LOS ANGELES	
SFP - Modernization	57/73460-00-000	WALNUT VALLEY UNIFIED	LOS ANGELES	WITHDRAWN
SFP - Modernization	57/76778-00-003	WASHINGTON UNIFIED	FRESNO	
SFP - Modernization	57/76778-00-000	WASHINGTON UNIFIED	FRESNO	WITHDRAWN
SFP - Modernization	57/72694-00-017	WASHINGTON UNIFIED	YOLO	
SFP - Modernization	57/72694-00-000	WASHINGTON UNIFIED	YOLO	WITHDRAWN
SFP - Modernization	58/61796-00-010	WEST CONTRA COSTA UNIFIED	CONTRA COSTA	
SFP - Modernization	57/66746-00-017	WESTMINSTER ELEMENTARY	ORANGE	
SFP - Modernization	57/66746-00-018	WESTMINSTER ELEMENTARY	ORANGE	
SFP - Modernization	57/66746-00-000	WESTMINSTER ELEMENTARY	ORANGE	WITHDRAWN
SFP - Modernization	57/71035-00-002	WRIGHT ELEMENTARY	SONOMA	
SFP - Modernization	57/71035-00-000	WRIGHT ELEMENTARY	SONOMA	
SFP - New Construction	50/67587-00-013	ADELANTO ELEMENTARY	SAN BERNARDINO	
SFP - New Construction	50/61838-00-005	BUCKEYE UNION ELEMENTARY	EL DORADO	
SFP - New Construction	50/68023-00-000	CHULA VISTA ELEMENTARY	SAN DIEGO	
SFP - New Construction	50/68023-01-001	CHULA VISTA ELEMENTARY	SAN DIEGO	
SFP - New Construction	50/67058-00-027	DESERT SANDS UNIFIED	RIVERSIDE	WITHDRAWN
SFP - New Construction	50/67058-00-000	DESERT SANDS UNIFIED	RIVERSIDE	WITHDRAWN
SFP - New Construction	50/64477-00-007	EASTSIDE UNION	LOS ANGELES	
SFP - New Construction	50/72454-00-003	FILLMORE UNIFIED	VENTURA	
SFP - New Construction	50/61176-00-004	FREMONT UNIFIED	ALAMEDA	
SFP - New Construction	50/61176-00-000	FREMONT UNIFIED	ALAMEDA	
SFP - New Construction	50/73999-00-007	KERMAN UNIFIED	FRESNO	
SFP - New Construction	50/73999-00-000	KERMAN UNIFIED	FRESNO	
SFP - New Construction	50/65755-00-007	LOS BANOS UNIFIED	MERCED	
SFP - New Construction	50/65755-00-000	LOS BANOS UNIFIED	MERCED	
SFP - New Construction	50/68965-00-004	MENLO PARK CITY ELEMENTARY	SAN MATEO	
SFP - New Construction	51/67538-00-001	SAN BENITO HIGH	SAN BENITO	
SFP - New Construction	50/64998-00-018	SAUGUS UNION ELEMENTARY	LOS ANGELES	
SFP - New Construction	51/75432-00-001	SCOTTS VALLEY UNIFIED	SANTA CRUZ	
SFP - New Construction	50/10488-00-000	SOLANO COUNTY OFFICE OF EDUCATION	SOLANO	
SFP - New Construction	50/10488-00-032	SOLANO COUNTY OFFICE OF EDUCATION	SOLANO	
SFP - New Construction	50/75242-00-000	VAL VERDE UNIFIED	RIVERSIDE	
SFP - New Construction	50/75242-01-000	VAL VERDE UNIFIED	RIVERSIDE	
SFP - New Construction	50/75242-02-000	VAL VERDE UNIFIED	RIVERSIDE	
SFP - New Construction	50/75242-03-000	VAL VERDE UNIFIED	RIVERSIDE	
SFP - New Construction	50/75242-02-001	VAL VERDE UNIFIED	RIVERSIDE	
SFP - New Construction	50/75242-02-002	VAL VERDE UNIFIED	RIVERSIDE	
SFP - New Construction	50/75242-02-003	VAL VERDE UNIFIED	RIVERSIDE	
SFP - New Construction	50/10561-00-000	VENTURA COUNTY OFFICE OF EDUCATION	VENTURA	
SFP - New Construction	50/10561-00-003	VENTURA COUNTY OFFICE OF EDUCATION	VENTURA	
SFP - New Construction	50/65102-00-004	WESTSIDE UNION ELEMENTARY	LOS ANGELES	
SFP - New Construction	50/65102-00-000	WESTSIDE UNION ELEMENTARY	LOS ANGELES	
Unused Sites	92/66761-00-000	ACKERMAN ELEMENTARY	PLACER	
Unused Sites	92/67587-00-000	ADELANTO ELEMENTARY	SAN BERNARDINO	
Unused Sites	92/71795-00-000	ALLENSWORTH ELEMENTARY	TULARE	
Unused Sites	92/61333-00-000	ALPINE COUNTY UNIFIED	ALPINE	
Unused Sites	92/71811-00-000	ALTA VISTA ELEMENTARY	TULARE	
Unused Sites	92/73981-00-000	AMADOR COUNTY UNIFIED	AMADOR	
Unused Sites	92/71472-00-000	ANTELOPE ELEMENTARY	TEHAMA	
Unused Sites	92/64246-00-000	ANTELOPE VALLEY UNION HIGH	LOS ANGELES	
Unused Sites	92/61648-00-000	ANTIOCH UNIFIED	CONTRA COSTA	
Unused Sites	92/75077-00-000	APPLE VALLEY UNIFIED	SAN BERNARDINO	
Unused Sites	92/62679-00-000	ARCATA ELEMENTARY	HUMBOLDT	
Unused Sites	92/65557-00-000	ARENA UNION ELEMENTARY	MENDOCINO	
Unused Sites	92/63875-00-000	ARMONA UNION ELEMENTARY	KINGS	
Unused Sites	92/65631-00-000	ATWATER ELEMENTARY	MERCED	
Unused Sites	92/66787-00-000	AUBURN UNION ELEMENTARY	PLACER	
Unused Sites	92/73858-00-000	BAKER VALLEY UNIFIED	SAN BERNARDINO	

**ATTACHMENT A**  
**Approved Consent Items on 12/06/2017**

Program	Application Number	District	County
Unused Sites	92/63321-00-000	BAKERSFIELD CITY ELEMENTARY	KERN
Unused Sites	92/66985-00-000	BANNING UNIFIED	RIVERSIDE
Unused Sites	92/67611-00-000	BARSTOW UNIFIED	SAN BERNARDINO
Unused Sites	92/65185-00-000	BASS LAKE JOINT UNION ELEMENTARY	MADERA
Unused Sites	92/68858-00-000	BAYSHORE ELEMENTARY	SAN MATEO
Unused Sites	92/66993-00-000	BEAUMONT UNIFIED	RIVERSIDE
Unused Sites	92/70524-00-000	BENICIA UNIFIED	SOLANO
Unused Sites	92/69377-00-000	BERRYESSA UNION ELEMENTARY	SANTA CLARA
Unused Sites	92/64089-00-000	BIG VALLEY JOINT UNIFIED	LASSEN
Unused Sites	92/67983-00-000	BORREGO SPRINGS UNIFIED	SAN DIEGO
Unused Sites	92/63073-00-000	BRAWLEY ELEMENTARY	IMPERIAL
Unused Sites	92/61655-00-000	BRENTWOOD UNION	CONTRA COSTA
Unused Sites	92/71357-00-000	BRITTAN ELEMENTARY	SUTTER
Unused Sites	92/61838-00-000	BUCKEYE UNION ELEMENTARY	EL DORADO
Unused Sites	92/73684-00-000	BUTTE VALLEY UNIFIED	SISKIYOU
Unused Sites	92/67991-00-000	CAJON VALLEY UNION ELEMENTARY	SAN DIEGO
Unused Sites	92/61564-00-000	CALAVERAS UNIFIED	CALAVERAS
Unused Sites	92/63107-00-000	CALIPATRIA UNIFIED	IMPERIAL
Unused Sites	92/69385-00-000	CAMBRIAN	SANTA CLARA
Unused Sites	92/69393-00-000	CAMPBELL UNION ELEMENTARY	SANTA CLARA
Unused Sites	92/65987-00-000	CARMEL UNIFIED	MONTEREY
Unused Sites	92/69146-00-000	CARPINTERIA UNIFIED	SANTA BARBARA
Unused Sites	92/64345-00-000	CASTAIC UNION	LOS ANGELES
Unused Sites	92/73973-00-000	CENTER JOINT UNIFIED	SACRAMENTO
Unused Sites	92/73965-00-000	CENTRAL UNIFIED	FRESNO
Unused Sites	92/67652-00-000	CHAFFEY JOINT UNION HIGH	SAN BERNARDINO
Unused Sites	92/64378-00-000	CHARTER OAK UNIFIED	LOS ANGELES
Unused Sites	92/61424-00-000	CHICO UNIFIED	BUTTE
Unused Sites	92/62117-00-000	CLOVIS UNIFIED	FRESNO
Unused Sites	92/73676-00-000	COACHELLA VALLEY UNIFIED	RIVERSIDE
Unused Sites	92/66795-00-000	COLFAX ELEMENTARY	PLACER
Unused Sites	92/67686-00-000	COLTON JOINT UNIFIED	SAN BERNARDINO
Unused Sites	92/72348-00-000	COLUMBIA UNION ELEMENTARY	TUOLUMNE
Unused Sites	92/73437-00-000	COMPTON UNIFIED	LOS ANGELES
Unused Sites	92/73759-00-000	CONEJO VALLEY UNIFIED	VENTURA
Unused Sites	92/68031-00-000	CORONADO UNIFIED	SAN DIEGO
Unused Sites	92/67033-00-000	CORONA-NORCO UNIFIED	RIVERSIDE
Unused Sites	92/73882-00-000	COTATI-ROHNERT PARK UNIFIED	SONOMA
Unused Sites	92/64444-00-000	CULVER CITY UNIFIED	LOS ANGELES
Unused Sites	92/69419-00-000	CUPERTINO UNION	SANTA CLARA
Unused Sites	92/72355-00-000	CURTIS CREEK ELEMENTARY	TUOLUMNE
Unused Sites	92/75010-00-000	CUYAMA JOINT UNIFIED	SANTA BARBARA
Unused Sites	92/66480-00-000	CYPRESS ELEMENTARY	ORANGE
Unused Sites	92/72678-00-000	DAVIS JOINT UNIFIED	YOLO
Unused Sites	92/68049-00-000	DEHESA	SAN DIEGO
Unused Sites	92/61820-00-000	DEL NORTE COUNTY UNIFIED	DEL NORTE
Unused Sites	92/63412-00-000	DELANO JOINT UNION HIGH	KERN
Unused Sites	92/63404-00-000	DELANO UNION ELEMENTARY	KERN
Unused Sites	92/67058-00-000	DESERT SANDS UNIFIED	RIVERSIDE
Unused Sites	92/75531-00-000	DINUBA UNIFIED	TULARE
Unused Sites	92/65318-00-000	DIXIE ELEMENTARY	MARIN
Unused Sites	92/75317-00-000	DOS PALOS ORO LOMA JOINT UNIFIED	MERCED
Unused Sites	92/66803-00-000	DRY CREEK JOINT ELEMENTARY	PLACER
Unused Sites	92/64477-00-000	EASTSIDE UNION	LOS ANGELES
Unused Sites	92/63438-00-000	EDISON ELEMENTARY	KERN
Unused Sites	92/64527-00-000	EL RANCHO UNIFIED	LOS ANGELES
Unused Sites	92/67314-00-000	ELK GROVE UNIFIED	SACRAMENTO
Unused Sites	92/72686-00-000	ESPARTO UNIFIED	YOLO
Unused Sites	92/75515-00-000	EUREKA CITY UNIFIED	HUMBOLDT
Unused Sites	92/71522-00-000	EVERGREEN UNION ELEMENTARY	TEHAMA
Unused Sites	92/75325-00-000	FARMERSVILLE UNIFIED	TULARE
Unused Sites	92/67710-00-000	FONTANA UNIFIED	SAN BERNARDINO
Unused Sites	92/66837-00-000	FORESTHILL UNION ELEMENTARY	PLACER
Unused Sites	92/70292-00-000	FORKS OF SALMON ELEMENTARY	SISKIYOU
Unused Sites	92/61176-00-000	FREMONT UNIFIED	ALAMEDA
Unused Sites	92/69468-00-000	FREMONT UNION HIGH	SANTA CLARA
Unused Sites	92/62166-00-000	FRESNO UNIFIED	FRESNO
Unused Sites	92/67348-00-000	GALT JOINT UNION ELEMENTARY	SACRAMENTO
Unused Sites	92/67355-00-000	GALT JOINT UNION HIGH	SACRAMENTO
Unused Sites	92/75267-00-000	GATEWAY UNIFIED	SHASTA
Unused Sites	92/69484-00-000	GILROY UNIFIED	SANTA CLARA
Unused Sites	92/64568-00-000	GLENDALE UNIFIED	LOS ANGELES
Unused Sites	92/75580-00-000	GOLDEN VALLEY UNIFIED	MADERA
Unused Sites	92/69195-00-000	GOLETA UNION ELEMENTARY	SANTA BARBARA
Unused Sites	92/75507-00-000	GRIDLEY UNIFIED	BUTTE

**ATTACHMENT A**  
**Approved Consent Items on 12/06/2017**

Program	Application Number	District	County
Unused Sites	92/67082-00-000	HEMET UNIFIED	RIVERSIDE
Unused Sites	92/64600-00-000	HERMOSA BEACH CITY ELEMENTARY	LOS ANGELES
Unused Sites	92/75044-00-000	HESPERIA UNIFIED	SAN BERNARDINO
Unused Sites	92/71100-00-000	HICKMAN ELEMENTARY	STANISLAUS
Unused Sites	92/71944-00-000	HOPE ELEMENTARY	TULARE
Unused Sites	92/66530-00-000	HUNTINGTON BEACH CITY ELEMENTARY	ORANGE
Unused Sites	92/70029-00-000	IGO, ONO, PLATINA UNION ELEMENTARY	SHASTA
Unused Sites	92/63164-00-000	IMPERIAL UNIFIED	IMPERIAL
Unused Sites	92/73650-00-000	IRVINE UNIFIED	ORANGE
Unused Sites	92/68924-00-000	JEFFERSON UNION HIGH	SAN MATEO
Unused Sites	92/67090-00-000	JURUPA UNIFIED	RIVERSIDE
Unused Sites	92/64642-00-000	KEPPEL UNION ELEMENTARY	LOS ANGELES
Unused Sites	92/62265-00-000	KINGS CANYON JOINT UNIFIED	FRESNO
Unused Sites	92/64022-00-000	KONOCTI UNIFIED	LAKE
Unused Sites	92/64659-00-000	LA CANADA UNIFIED	LOS ANGELES
Unused Sites	92/75176-00-000	LAKE ELSINORE UNIFIED	RIVERSIDE
Unused Sites	92/64030-00-000	LAKEPORT UNIFIED	LAKE
Unused Sites	92/63552-00-000	LAKESIDE UNION	KERN
Unused Sites	92/64667-00-000	LANCASTER ELEMENTARY	LOS ANGELES
Unused Sites	92/65367-00-000	LARKSPUR-CORTE MADERA	MARIN
Unused Sites	92/68957-00-000	LAS LOMITAS ELEMENTARY	SAN MATEO
Unused Sites	92/61721-00-000	LIBERTY UNION HIGH	CONTRA COSTA
Unused Sites	92/68569-00-000	LINCOLN UNIFIED	SAN JOAQUIN
Unused Sites	92/64717-00-000	LITTLE LAKE CITY ELEMENTARY	LOS ANGELES
Unused Sites	92/61200-00-000	LIVERMORE VALLEY JOINT UNIFIED	ALAMEDA
Unused Sites	92/68585-00-000	LODI UNIFIED	SAN JOAQUIN
Unused Sites	92/69229-00-000	LOMPOC UNIFIED	SANTA BARBARA
Unused Sites	92/63289-00-000	LONE PINE UNIFIED	INYO
Unused Sites	92/69518-00-000	LOS ALTOS ELEMENTARY	SANTA CLARA
Unused Sites	92/69518-00-000	LOS ALTOS ELEMENTARY	SANTA CLARA
Unused Sites	92/64733-00-000	LOS ANGELES UNIFIED	LOS ANGELES
Unused Sites	92/69534-00-000	LOS GATOS-SARATOGA JOINT UNION HIGH	SANTA CLARA
Unused Sites	92/63594-00-000	LOST HILLS UNION ELEMENTARY	KERN
Unused Sites	92/64766-00-000	LOWELL JOINT ELEMENTARY	LOS ANGELES
Unused Sites	92/68759-00-000	LUCIA MAR UNIFIED	SAN LUIS OBISPO
Unused Sites	92/65243-00-000	MADERA UNIFIED	MADERA
Unused Sites	92/65243-00-000	MADERA UNIFIED	MADERA
Unused Sites	92/73692-00-000	MAMMOTH UNIFIED	MONO
Unused Sites	92/75333-00-000	MANHATTAN BEACH UNIFIED	LOS ANGELES
Unused Sites	92/68593-00-000	MANTECA UNIFIED	SAN JOAQUIN
Unused Sites	92/63628-00-000	MARICOPA UNIFIED	KERN
Unused Sites	92/65532-00-000	MARIPOSA COUNTY UNIFIED	MARIPOSA
Unused Sites	92/72736-00-000	MARYSVILLE JOINT UNIFIED	YUBA
Unused Sites	92/65581-00-000	MENDOCINO UNIFIED	MENDOCINO
Unused Sites	92/65771-00-000	MERCED CITY ELEMENTARY	MERCED
Unused Sites	92/65789-00-000	MERCED UNION HIGH	MERCED
Unused Sites	92/65391-00-000	MILL VALLEY ELEMENTARY	MARIN
Unused Sites	92/68973-00-000	MILLBRAE ELEMENTARY	SAN MATEO
Unused Sites	92/73387-00-000	MILPITAS UNIFIED	SANTA CLARA
Unused Sites	92/63677-00-000	MOJAVE UNIFIED	KERN
Unused Sites	92/66092-00-000	MONTEREY PENINSULA UNIFIED	MONTEREY
Unused Sites	92/73940-00-000	MOORPARK UNIFIED	VENTURA
Unused Sites	92/69575-00-000	MORELAND ELEMENTARY	SANTA CLARA
Unused Sites	92/67124-00-000	MORENO VALLEY UNIFIED	RIVERSIDE
Unused Sites	92/67777-00-000	MORONGO UNIFIED	SAN BERNARDINO
Unused Sites	92/69591-00-000	MOUNTAIN VIEW WHISMAN ELEMENTARY	SANTA CLARA
Unused Sites	92/61754-00-000	MT. DIABLO UNIFIED	CONTRA COSTA
Unused Sites	92/66266-00-000	NAPA VALLEY UNIFIED	NAPA
Unused Sites	92/75283-00-000	NATOMAS UNIFIED	SACRAMENTO
Unused Sites	92/67801-00-000	NEEDLES UNIFIED	SAN BERNARDINO
Unused Sites	92/66340-00-000	NEVADA CITY	NEVADA
Unused Sites	92/61242-00-000	NEW HAVEN UNIFIED	ALAMEDA
Unused Sites	92/63693-00-000	NORRIS	KERN
Unused Sites	92/73825-00-000	NORTH MONTEREY COUNTY UNIFIED	MONTEREY
Unused Sites	92/64840-00-000	NORWALK-LA MIRADA UNIFIED	LOS ANGELES
Unused Sites	92/69625-00-000	OAK GROVE ELEMENTARY	SANTA CLARA
Unused Sites	92/75564-00-000	OAKDALE JOINT UNIFIED	STANISLAUS
Unused Sites	92/61762-00-000	OAKLEY UNION ELEMENTARY	CONTRA COSTA
Unused Sites	92/66613-00-000	OCEAN VIEW ELEMENTARY	ORANGE
Unused Sites	92/66621-00-000	ORANGE UNIFIED	ORANGE
Unused Sites	92/70094-00-000	PACHECO UNION ELEMENTARY	SHASTA
Unused Sites	92/67173-00-000	PALM SPRINGS UNIFIED	RIVERSIDE
Unused Sites	92/64857-00-000	PALMDALE ELEMENTARY	LOS ANGELES
Unused Sites	92/69641-00-000	PALO ALTO UNIFIED	SANTA CLARA
Unused Sites	92/64865-00-000	PALOS VERDES PENINSULA UNIFIED	LOS ANGELES

**ATTACHMENT A**  
**Approved Consent Items on 12/06/2017**

Program	Application Number	District	County
Unused Sites	92/61531-00-000	PARADISE UNIFIED	BUTTE
Unused Sites	92/64881-00-000	PASADENA UNIFIED	LOS ANGELES
Unused Sites	92/75457-00-000	PASO ROBLES JOINT UNIFIED	SAN LUIS OBISPO
Unused Sites	92/71217-00-000	PATTERSON JOINT UNIFIED	STANISLAUS
Unused Sites	92/67207-00-000	PERRIS UNION HIGH	RIVERSIDE
Unused Sites	92/61788-00-000	PITTSBURG UNIFIED	CONTRA COSTA
Unused Sites	92/66886-00-000	PLACER HILLS UNION ELEMENTARY	PLACER
Unused Sites	92/66373-00-000	PLEASANT RIDGE UNION ELEMENTARY	NEVADA
Unused Sites	92/75101-00-000	PLEASANTON UNIFIED	ALAMEDA
Unused Sites	92/66969-00-000	PLUMAS UNIFIED	PLUMAS
Unused Sites	92/75523-00-000	PORTERVILLE UNIFIED	TULARE
Unused Sites	92/68296-00-000	POWAY UNIFIED	SAN DIEGO
Unused Sites	92/68312-00-000	RANCHO SANTA FE ELEMENTARY	SAN DIEGO
Unused Sites	92/75341-00-000	REDONDO BEACH UNIFIED	LOS ANGELES
Unused Sites	92/73932-00-000	REEF-SUNSET UNIFIED	KINGS
Unused Sites	92/63578-00-000	RICHLAND UNION ELEMENTARY	KERN
Unused Sites	92/67868-00-000	RIM OF THE WORLD UNIFIED	SAN BERNARDINO
Unused Sites	92/75408-00-000	RIVERDALE JOINT UNIFIED	FRESNO
Unused Sites	92/67421-00-000	ROBLA ELEMENTARY	SACRAMENTO
Unused Sites	92/72090-00-000	ROCKFORD ELEMENTARY	TULARE
Unused Sites	92/67231-00-000	ROMOLAND ELEMENTARY	RIVERSIDE
Unused Sites	92/66928-00-000	ROSEVILLE JOINT UNION HIGH	PLACER
Unused Sites	92/75002-00-000	ROSS VALLEY	MARIN
Unused Sites	92/67439-00-000	SACRAMENTO CITY UNIFIED	SACRAMENTO
Unused Sites	92/71266-00-000	SALIDA UNION	STANISLAUS
Unused Sites	92/67538-00-000	SAN BENITO HIGH	SAN BENITO
Unused Sites	92/67876-00-000	SAN BERNARDINO CITY UNIFIED	SAN BERNARDINO
Unused Sites	92/10363-00-000	SAN BERNARDINO COUNTY OFFICE OF EDUCATION	SAN BERNARDINO
Unused Sites	92/69013-00-000	SAN BRUNO PARK ELEMENTARY	SAN MATEO
Unused Sites	92/68338-00-000	SAN DIEGO UNIFIED	SAN DIEGO
Unused Sites	92/68478-00-000	SAN FRANCISCO UNIFIED	SAN FRANCISCO
Unused Sites	92/67249-00-000	SAN JACINTO UNIFIED	RIVERSIDE
Unused Sites	92/69666-00-000	SAN JOSE UNIFIED	SANTA CLARA
Unused Sites	92/61309-00-000	SAN LORENZO UNIFIED	ALAMEDA
Unused Sites	92/66183-00-000	SAN LUCAS UNION ELEMENTARY	MONTEREY
Unused Sites	92/68809-00-000	SAN LUIS COASTAL UNIFIED	SAN LUIS OBISPO
Unused Sites	92/10405-00-000	SAN LUIS OBISPO COUNTY OFFICE OF EDUCATION	SAN LUIS OBISPO
Unused Sites	92/69047-00-000	SAN MATEO UNION HIGH	SAN MATEO
Unused Sites	92/63214-00-000	SAN PASQUAL VALLEY UNIFIED	IMPERIAL
Unused Sites	92/65458-00-000	SAN RAFAEL CITY ELEMENTARY	MARIN
Unused Sites	92/66670-00-000	SANTA ANA UNIFIED	ORANGE
Unused Sites	92/76786-00-000	SANTA BARBARA UNIFIED	SANTA BARBARA
Unused Sites	92/69674-00-000	SANTA CLARA UNIFIED	SANTA CLARA
Unused Sites	92/69310-00-000	SANTA MARIA JOINT UNION HIGH	SANTA BARBARA
Unused Sites	92/64980-00-000	SANTA MONICA-MALIBU UNIFIED	LOS ANGELES
Unused Sites	92/76828-00-000	SANTA PAULA UNIFIED	VENTURA
Unused Sites	92/70912-00-000	SANTA ROSA ELEMENTARY	SONOMA
Unused Sites	92/68361-00-000	SANTEE ELEMENTARY	SAN DIEGO
Unused Sites	92/69062-00-000	SEQUOIA UNION HIGH	SAN MATEO
Unused Sites	92/73742-00-000	SIERRA SANDS UNIFIED	KERN
Unused Sites	92/75275-00-000	SIERRA UNIFIED	FRESNO
Unused Sites	92/72603-00-000	SIMI VALLEY UNIFIED	VENTURA
Unused Sites	92/73957-00-000	SNOWLINE JOINT UNIFIED	SAN BERNARDINO
Unused Sites	92/10488-00-000	SOLANO COUNTY OFFICE OF EDUCATION	SOLANO
Unused Sites	92/72611-00-000	SOMIS UNION ELEMENTARY	VENTURA
Unused Sites	92/72389-00-000	SONORA UNION HIGH	TUOLUMNE
Unused Sites	92/65029-00-000	SOUTH PASADENA UNIFIED	LOS ANGELES
Unused Sites	92/69070-00-000	SOUTH SAN FRANCISCO UNIFIED	SAN MATEO
Unused Sites	92/63776-00-000	SOUTHERN KERN UNIFIED	KERN
Unused Sites	92/73833-00-000	SOUTHERN TRINITY JOINT UNIFIED	TRINITY
Unused Sites	92/68403-00-000	SPENCER VALLEY ELEMENTARY	SAN DIEGO
Unused Sites	92/72132-00-000	SPRINGVILLE UNION ELEMENTARY	TULARE
Unused Sites	92/63792-00-000	STANDARD ELEMENTARY	KERN
Unused Sites	92/68676-00-000	STOCKTON UNIFIED	SAN JOAQUIN
Unused Sites	92/69690-00-000	SUNNYVALE ELEMENTARY	SANTA CLARA
Unused Sites	92/68411-00-000	SWEETWATER UNION HIGH	SAN DIEGO
Unused Sites	92/71290-00-000	SYLVAN UNION ELEMENTARY	STANISLAUS
Unused Sites	92/66944-00-000	TAHOE-TRUCKEE UNIFIED	PLACER
Unused Sites	92/65482-00-000	TAMALPAIS UNION HIGH	MARIN
Unused Sites	92/63826-00-000	TEHACHAPI UNIFIED	KERN
Unused Sites	92/75192-00-000	TEMECULA VALLEY UNIFIED	RIVERSIDE
Unused Sites	92/70565-00-000	TRAVIS UNIFIED	SOLANO
Unused Sites	92/66415-00-000	TWIN RIDGES ELEMENTARY	NEVADA
Unused Sites	92/76505-00-000	TWIN RIVERS UNIFIED	SACRAMENTO
Unused Sites	92/69708-00-000	UNION ELEMENTARY	SANTA CLARA

**ATTACHMENT A**  
**Approved Consent Items on 12/06/2017**

<b>Program</b>	<b>Application Number</b>	<b>District</b>	<b>County</b>
Unused Sites	92/61580-00-000	VALLECITO UNION ELEMENTARY	CALAVERAS
Unused Sites	92/70581-00-000	VALLEJO CITY UNIFIED	SOLANO
Unused Sites	92/75614-00-000	VALLEY CENTER-PAUMA	SAN DIEGO
Unused Sites	92/72652-00-000	VENTURA UNIFIED	VENTURA
Unused Sites	92/67918-00-000	VICTOR ELEMENTARY	SAN BERNARDINO
Unused Sites	92/72256-00-000	VISALIA UNIFIED	TULARE
Unused Sites	92/69344-00-000	VISTA DEL MAR UNION ELEMENTARY	SANTA BARBARA
Unused Sites	92/63859-00-000	WASCO UNION HIGH	KERN
Unused Sites	92/76778-00-000	WASHINGTON UNIFIED	FRESNO
Unused Sites	92/72694-00-000	WASHINGTON UNIFIED	YOLO
Unused Sites	92/61796-00-000	WEST CONTRA COSTA UNIFIED	CONTRA COSTA
Unused Sites	92/65102-00-000	WESTSIDE UNION ELEMENTARY	LOS ANGELES
Unused Sites	92/72702-00-000	WINTERS JOINT UNIFIED	YOLO
Unused Sites	92/72710-00-000	WOODLAND JOINT UNIFIED	YOLO
Unused Sites	92/71035-00-000	WRIGHT ELEMENTARY	SONOMA
Unused Sites	92/76414-00-000	YOSEMITE UNIFIED	MADERA
Unused Sites	92/71464-00-000	YUBA CITY UNIFIED	SUTTER
Unused Sites	92/10587-00-000	YUBA COUNTY OFFICE OF EDUCATION	YUBA
Unused Sites	92/67959-00-000	YUCAIPA-CALIMESA JOINT UNIFIED	SAN BERNARDINO

\*Redesignated as an Appeal Item.



EXECUTIVE OFFICER STATEMENT  
State Allocation Board Meeting, January 24, 2018

**RECENT PRIORITY FUNDING FILING ROUND CLOSED**

The priority funding filing period closed on December 7, 2017. The Office of Public School Construction (OPSC) received requests for 81 of 87 unique projects from 63 school districts for a total of \$185.3 million. The requests will be valid from January 1, 2018 through June 30, 2018.

*Requirements for Participation in Priority Funding*

OPSC reminds school districts that the requirements for Participation in the Priority Funding Process are in effect under School Facility Program (SFP) Regulation Section 1859.90.3. There are two ways for a school district to not participate in the priority funding process as follows:

- Not submit a valid priority funding request in the 30-day filing period, or
- Submit a valid priority funding request but fail to submit a valid *Fund Release Authorization* (Form SAB 50-05) to request the release of funds after the Board approves an apportionment.

The second time that either of these occurs, the funding for the project will be rescinded without further action by the Board. For additional information, please refer to the [Procedures for School Facility Program Funding](#).

**CAREER TECHNICAL EDUCATION FACILITIES PROGRAM**

At its August 2017 meeting, the Board established two CTEFP filing rounds. For the first of these two new rounds, California Department of Education (CDE) grant applications were due to CDE by November 29, 2017. CDE received over 300 applications. These applications must be submitted to OPSC for funding consideration by close of business on February 21, 2017. In addition; OPSC Staff collaborated with CDE to develop the schedule listed below for the fifth funding cycle of the CTEFP:

- CDE Grant Applications deadline is October 31, 2018.
- Grant Application scores published by CDE February 2019.
- Application for *Career Technical Education Facility Funding* (Form SAB 50-10) due to OPSC by close of business February 15, 2019.
- Presentation to the Board by June 2019.

The CDE is in the process of making minor revisions to their CTE Grant Application. We will share those updates with districts in the upcoming weeks.

**ONLINE FUNDING APPLICATIONS**

OPSC is developing new on-line options for the School Facility Program applications. The long-term plan is to provide school districts the ability to submit eligibility and funding applications electronically. We are looking forward to having the first application ready at the end of January, which will be the Career Technical Education Facilities Program Funding (CTEFP) Application. Additional updates will be provided in the future.

**JOINT AGENCY WORKSHOPS**

The Office of Public School Construction, the California Department of Education, and the Division of the State Architect are continuing to hold joint agency workshops in 2018. These workshops will provide school districts and stakeholders with updates regarding the impact of Proposition 51 on the SFP along with other general information and changes to the program. There will also be additional sessions for small school districts to directly address concerns and provide assistance on specific projects or facility needs that may be eligible for funding.

The next joint agency workshops are scheduled as follows:

January 30, 2018 at the Stanislaus County Office of Education in Modesto

February 9, 2018 at Brentwood Union School District Offices in Brentwood

**NEXT STATE ALLOCATION BOARD MEETING**

The next meeting is scheduled for February 28, 2018.

State of California  
State Allocation Board  
School Facility Program

This Resolution of the State Allocation Board (hereafter referred to as the "Board") is applicable to the appropriate sections of the Education Code and is described and filed in the office of the Executive Officer and will be made available to all interested parties as the Resolution pertains to the documents attached hereto. Said documents were acted upon by the Board at its meeting on January 24, 2018.

WHEREAS, the Board has previously approved or determined to be approvable a number of projects for construction or modernization eligibility of facilities for school districts and is making apportionments and/or unfunded approvals for the grant amounts for projects that meet the Board's criteria for the apportionment of grants pursuant to Education Code Sections 17072.10, 17078.52, 17078.70, 17079 or 17074.10 or Board Regulations 1859.81.1 or 1859.83;

WHEREAS, Treasury Regulations Section 1.150-2 require the State (on whose behalf the Board is acting) to declare its reasonable intent to provide grant funding to school districts, in accordance with Board policy and law, for costs of the projects with proceeds of State bonds;

NOW THEREFORE, BE IT RESOLVED:

1. This Resolution is adopted by the Board for the purposes of establishing compliance with Treasury Regulations Section 1.150-2, and this Resolution does not bind the Board to make any additional apportionment, or bind the State to incur any indebtedness.
2. The Board anticipates that some or all of the school districts listed on the list of "Projects" referred to in this Resolution will pay certain capital expenditures in connection with some or all of the project costs prior to the issuance of bonds by the State to pay for the grants for the projects. The reimbursement of such costs is consistent with the State's budgetary and financial circumstances, and in accordance with Board policy, as no other funds or accounts of the State have been budgeted or are available to pay the costs of the projects on either a short-term or a long-term basis.
3. The Board, acting on behalf of the State, hereby declares that it is the State's official intent to use proceeds of general obligation bonds that may become available for such purpose, consistent with the requirements of law that are in effect at the time the funds are available, to provide grants in accordance with applicable laws and regulations.
4. This Resolution shall be continuously available for inspection by the general public during normal business hours at the offices of the Board at 707 3<sup>rd</sup> Street, West Sacramento, California, commencing within one week after the date of enactment of this Resolution.
5. Any eligibility determination does not constitute a commitment of future funding by the Board.

I, the undersigned, duly authorized as the Executive Officer of the State Allocation Board, do hereby certify the foregoing to be true and correct, and that this Resolution was adopted at a meeting of said Board on January 24, 2018 at Sacramento, California.



Lisa Silverman  
Executive Officer  
State Allocation Board

REPORT OF THE EXECUTIVE OFFICER  
State Allocation Board Meeting, January 24, 2018

ANNUAL ADJUSTMENT TO SCHOOL FACILITY PROGRAM GRANTS

PURPOSE OF REPORT

To adopt the annual adjustment in the School Facility Program (SFP) grants based on the change in construction costs pursuant to the Education Code (EC) and SFP Regulations.

DESCRIPTION

This item presents the State Allocation Board (Board) with the annual adjustment to the SFP grants based on the statewide cost index for Class B construction. Each year the Board adjusts the SFP grants to reflect construction cost changes. In January 2016, the Board adopted the RS Means index for 2016 and future years. This item presents the 2018 annual adjustment to SFP grants based on the RS Means index.

AUTHORITY

See Attachment A.

STAFF ANALYSIS/STATEMENTS

At the January 2016 meeting, the Board adopted an increase to the SFP grants using the RS Means Construction Cost Index (CCI) as the statewide cost index for Class B construction.

The current rate of change between 2017 and 2018 for the RS Means Class B CCI is 4.17 percent. The chart below reflects the amounts previously adopted for 2017 compared to the potential amount for the new construction base grants.

			<b>RS Means 4.17%</b>
<b>Grade Level</b>	<b>Regulation Section</b>	<b>Current Adjusted Grant Per Pupil Effective 1-1-17</b>	<i>Potential Grant Per Pupil Effective 1-1-18</i>
Elementary	1859.71	\$11,104	\$11,567
Middle	1859.71	\$11,744	\$12,234
High	1859.71	\$14,944	\$15,567
Special Day Class – Severe	1859.71.1	\$31,202	\$32,503
Special Day Class – Non-Severe	1859.71.1	\$20,867	\$21,737

STAFF ANALYSIS/STATEMENTS (cont.)

The following chart shows the amounts previously adopted compared to the potential amount for the modernization base grants.

			<b>RS Means 4.17%</b>
<b>Grade Level</b>	<b>Regulation Section</b>	<b>Current Adjusted Grant Per Pupil Effective 1-1-17</b>	<i>Potential Grant Per Pupil Effective 1-1-18</i>
Elementary	1859.78	\$4,228	\$4,404
Middle	1859.78	\$4,472	\$4,658
High	1859.78	\$5,855	\$6,099
Special Day Class – Severe	1859.78.3	\$13,475	\$14,037
Special Day Class – Non-Severe	1859.78.3	\$9,015	\$9,391

In addition, the CCI adjustment would increase the threshold amount for Government Code Section 66452.6(a)(2) for the period of one year commencing March 1, 2018. The following chart shows the amount previously adopted for 2017 compared to the resulting threshold amount, upon approval of the proposed 2018 CCI adjustment:

	<b>RS Means Effective 3-1-2017</b>	<b>RS Means Potential 3-1-2018</b>
<b>Resulting Amount</b>	\$279,571	\$291,229

RECOMMENDATION

Adopt the increase of 4.17 percent for the 2018 SFP grants based on the RS Means Construction Cost Index as shown in Attachment B.

## ATTACHMENT A - AUTHORITY

For the New Construction grant, EC Section 17072.10(b) states, "The board annually shall adjust the per-unhoused-pupil apportionment to reflect construction cost changes, as set forth in the statewide cost index for class B construction as determined by the board."

For Modernization funding, EC Section 17074.10(b) states, "The board shall annually adjust the factors set forth in subdivision (a) according to the adjustment for inflation set forth in the statewide cost index for class B construction, as determined by the board."

Government Code Section 66452.6 states:

(a)(1) An approved or conditionally approved tentative map shall expire 24 months after its approval or conditional approval, or after any additional period of time as may be prescribed by local ordinance, not to exceed an additional 12 months. However, if the subdivider is required to expend two hundred thirty-six thousand seven hundred ninety dollars (\$236,790) or more to construct, improve, or finance the construction or improvement of public improvements outside the property boundaries of the tentative map, excluding improvements of public rights-of-way which abut the boundary of the property to be subdivided and which are reasonably related to the development of that property, each filing of a final map authorized by Section 66456.1 shall extend the expiration of the approved or conditionally approved tentative map by 36 months from the date of its expiration, as provided in this section, or the date of the previously filed final map, whichever is later. The extensions shall not extend the tentative map more than 10 years from its approval or conditional approval. . . .

(2) Commencing January 1, 2012, and each calendar year thereafter, the amount of two hundred thirty-six thousand seven hundred ninety dollars (\$236,790) shall be annually increased by operation of law according to the adjustment for inflation set forth in the statewide cost index for class B construction, as determined by the State Allocation Board at its January meeting. The effective date of each annual adjustment shall be March 1. The adjusted amount shall apply to tentative and vesting tentative maps whose applications were received after the effective date of the adjustment.

SFP Regulation Section 1859.71 states,

The new construction per-unhoused-pupil grant amount, as provided by Education Code Section 17072.10(a), will be adjusted annually based on the change in the Class B Construction Cost Index as approved by the Board each January. The base Class B Construction Cost Index shall be 1.30 and the first adjustment shall be January, 1999.

The new construction per-unhoused-pupil grant amount, as provided by Education Code Section 17072.10(a), may be increased by an additional amount not to exceed six percent in a fiscal year, or decreased, based on the analysis of the current cost to build schools as reported on the Project Information Worksheet (Revised 05/10) which shall be submitted with the Forms SAB 50-05 and 50-06 and as approved by the Board.

SFP Regulation Section 1859.2 Definitions states, "Class B Construction Cost Index" is a construction factor index for structures made of reinforced concrete or steel frames, concrete floors, and roofs, and accepted and used by the Board.

SFP Regulation Section 1859.78 states, "The modernization per-unhoused-pupil grant amount, as provided by Education Code Section 17074.10(a), will be adjusted annually based on the change in the Class B Construction Cost Index as approved by the Board each January."

ATTACHMENT B

ANNUAL ADJUSTMENT TO SCHOOL FACILITY PROGRAM GRANTS  
State Allocation Board Meeting, January 24, 2018

Grant Amount Adjustments

		Regulation Section	Current Adjusted Grant Per Pupil Effective 1-1-17	Current Adjusted Grant Per Pupil Effective 1-1-18
<b>New Construction</b>	Elementary	1859.71	\$11,104	\$11,567
	Middle	1859.71	\$11,744	\$12,234
	High	1859.71	\$14,944	\$15,567
	Special Day Class – Severe	1859.71.1	\$31,202	\$32,503
	Special Day Class – Non-Severe	1859.71.1	\$20,867	\$21,737
	Automatic Fire Detection/Alarm System – Elementary	1859.71.2	\$13	\$14
	Automatic Fire Detection/Alarm System – Middle	1859.71.2	\$18	\$19
	Automatic Fire Detection/Alarm System – High	1859.71.2	\$30	\$31
	Automatic Fire Detection/Alarm System – Special Day Class – Severe	1859.71.2	\$56	\$58
	Automatic Fire Detection/Alarm System – Special Day Class – Non-Severe	1859.71.2	\$39	\$41
	Automatic Sprinkler System – Elementary	1859.71.2	\$186	\$194
	Automatic Sprinkler System – Middle	1859.71.2	\$221	\$230
	Automatic Sprinkler System – High	1859.71.2	\$230	\$240
	Automatic Sprinkler System – Special Day Class – Severe	1859.71.2	\$588	\$613
	Automatic Sprinkler System – Special Day Class – Non-Severe	1859.71.2	\$395	\$411
	<b>Modernization</b>	Elementary	1859.78	\$4,228
Middle		1859.78	\$4,472	\$4,658
High		1859.78	\$5,855	\$6,099
Special Day Class - Severe		1859.78.3	\$13,475	\$14,037
Special Day Class – Non-Severe		1859.78.3	\$9,015	\$9,391
State Special School – Severe		1859.78	\$22,460	\$23,397
Automatic Fire Detection/Alarm System – Elementary		1859.78.4	\$137	\$143
Automatic Fire Detection/Alarm System – Middle		1859.78.4	\$137	\$143
Automatic Fire Detection/Alarm System – High		1859.78.4	\$137	\$143
Automatic Fire Detection/Alarm System – Special Day Class – Severe		1859.78.4	\$378	\$394
Automatic Fire Detection/Alarm System – Special Day Class – Non-Severe		1859.78.4	\$253	\$264
Over 50 Years Old – Elementary		1859.78.6	\$5,874	\$6,119
Over 50 Years Old – Middle		1859.78.6	\$6,212	\$6,471
Over 50 Years Old – High		1859.78.6	\$8,132	\$8,471
Over 50 Years Old – Special Day Class – Severe		1859.78.6	\$18,721	\$19,502
Over 50 Years Old – Special Day Class – Non-Severe		1859.78.6	\$12,519	\$13,041
Over 50 Years Old – State Special School – Severe		1859.78.6	\$31,201	\$32,502

ATTACHMENT B

ANNUAL ADJUSTMENT TO SCHOOL FACILITY PROGRAM GRANTS  
January 2018

Grant Amount Adjustments

New Construction / Modernization / Joint-Use	Regulation Section	Current Adjusted Grant Per Pupil Effective 1-1-17	Current Adjusted Grant Per Pupil Effective 1-1-18
Therapy/Multipurpose Room/Other (per square foot)	1859.72 1859.73.2 1859.77.3 1859.82 1859.125 1859.125.1	\$182	\$190
Toilet Facilities (per square foot)	1859.72 1859.73.2 1859.82 1859.125 1859.125.1	\$326	\$340
<b>New Construction Only</b>			
Parking Spaces	1859.76	\$14,120	\$14,709
General Site Grant (per acre for additional acreage being acquired)	1859.76	\$18,073	\$18,827
Project Assistance (for school district with less than 2,500 pupils)	1859.73.1	\$6,791	\$7,074
<b>Modernization Only</b>			
Two-stop Elevator	1859.83	\$112,957	\$117,667
Additional Stop	1859.83	\$20,333	\$21,181
Project Assistance (for school district with less than 2,500 pupils)	1859.78.2	\$3,621	\$3,772
<b>Facility Hardship / Rehabilitation</b>			
Current Replacement Cost - Other (per square foot)	1859.2	\$362	\$377
Current Replacement Cost - Toilets (per square foot)	1859.2	\$653	\$680
Interim Housing – Financial Hardship (per classroom)	1859.81	\$37,231	\$38,784
<b>Charter School Facilities Program - Preliminary Apportionment Amounts</b>			
Charter School Elementary	1859.163.1	\$11,161	\$11,626
Charter School Middle	1859.163.1	\$11,816	\$12,309
Charter School High	1859.163.1	\$14,997	\$15,622
Charter School Special Day Class - Severe	1859.163.1	\$31,351	\$32,658
Charter School Special Day Class - Non-Severe	1859.163.1	\$20,966	\$21,840
Charter School Two-stop Elevator	1859.163.5	\$94,131	\$98,056
Charter School Additional Stop	1859.163.5	\$16,943	\$17,650



ATTACHMENT B

January 24, 2018

**New School Adjustments (Regulation Section 1859.83)**

Classrooms in Project	Elementary School Adjusted Grant	Elementary School Adjusted Grant	Middle School Adjusted Grant	Middle School Adjusted Grant	High School Adjusted Grant	High School Adjusted Grant	Alternative Education New School	Alternative Education New School
	Effective 1-1-17	Effective 1-1-18	Effective 1-1-17	Effective 1-1-18	Effective 1-1-17	Effective 1-1-18	Effective 1-1-17	Effective 1-1-18
1	\$301,221	\$313,782	\$1,268,892	\$1,321,805	\$2,759,935	\$2,875,024	\$818,379	\$852,505
2	\$709,751	\$739,348	\$1,423,269	\$1,482,619	\$2,871,010	\$2,990,731	\$992,898	\$1,034,302
3	\$1,065,569	\$1,110,003	\$1,581,410	\$1,647,355	\$3,548,758	\$3,696,741	\$1,735,710	\$1,808,089
4	\$1,349,846	\$1,406,135	\$1,754,611	\$1,827,778	\$4,151,199	\$4,324,304	\$1,952,758	\$2,034,188
5	\$1,585,175	\$1,651,277	\$1,935,344	\$2,016,048	\$4,571,025	\$4,761,637	\$2,169,806	\$2,260,287
6	\$1,922,164	\$2,002,318	\$2,117,959	\$2,206,278	\$4,990,852	\$5,198,971	\$2,386,854	\$2,486,386
7	\$2,262,921	\$2,357,285	\$2,300,574	\$2,396,508	\$5,410,679	\$5,636,304	\$2,603,903	\$2,712,486
8	\$2,524,607	\$2,629,883	\$2,500,133	\$2,604,389	\$5,734,491	\$5,973,619	\$2,831,795	\$2,949,881
9	\$2,524,607	\$2,629,883	\$2,710,988	\$2,824,036	\$5,994,294	\$6,244,256	\$3,067,143	\$3,195,043
10	\$2,968,907	\$3,092,710	\$2,923,724	\$3,045,643	\$6,252,214	\$6,512,931	\$3,302,490	\$3,440,204
11	\$2,968,907	\$3,092,710	\$3,136,462	\$3,267,252	\$6,512,018	\$6,783,569	\$4,215,754	\$4,391,551
12	\$3,125,166	\$3,255,485			\$6,749,228	\$7,030,671	\$4,451,102	\$4,636,713
13					\$6,982,675	\$7,273,853	\$4,686,450	\$4,881,875
14					\$7,216,121	\$7,517,033	\$4,921,797	\$5,127,036
15					\$7,451,450	\$7,762,175	\$5,157,145	\$5,372,198
16					\$7,684,896	\$8,005,356	\$5,392,492	\$5,617,359
17					\$7,920,225	\$8,250,498	\$5,627,840	\$5,862,521
18					\$8,153,671	\$8,493,679	\$5,863,187	\$6,107,682
19					\$8,387,117	\$8,736,860	\$6,098,535	\$6,352,844
20					\$8,622,446	\$8,982,002	\$6,333,883	\$6,598,006
21					\$8,855,892	\$9,225,183	\$6,569,401	\$6,843,345
22					\$9,089,338	\$9,468,363	\$6,804,748	\$7,088,506
23							\$7,040,096	\$7,333,668
24							\$7,275,443	\$7,578,829
25							\$7,510,791	\$7,823,991
26							\$7,746,139	\$8,069,153
27							\$7,981,486	\$8,314,314

REPORT OF THE EXECUTIVE OFFICER  
State Allocation Board Meeting, January 24, 2018

INDEX ADJUSTMENT ON THE ASSESSMENT FOR DEVELOPMENT

PURPOSE OF REPORT

To report the index adjustment on the assessment for development, which may be levied pursuant to Education Code Section 17620.

DESCRIPTION

The law requires the maximum assessment for development be adjusted every two years by the change in the Class B construction cost index, as determined by the State Allocation Board (Board) at its January meeting. This item requests that the Board make the adjustment based on the change reflected using the RS Means index.

AUTHORITY

Education Code Section 17620(a)(1) states the following: "The governing board of any school district is authorized to levy a fee, charge, dedication, or other requirement against any construction within the boundaries of the district, for the purpose of funding the construction or reconstruction of school facilities, subject to any limitations set forth in Chapter 4.9 (commencing with Section 65995) of Division 1 of Title 7 of the Government Code."

Government Code Section 65995(b)(3) states the following: "The amount of the limits set forth in paragraphs (1) and (2) shall be increased in 2000, and every two years thereafter, according to the adjustment for inflation set forth in the statewide cost index for class B construction, as determined by the State Allocation Board at its January meeting, which increase shall be effective as of the date of that meeting."

BACKGROUND

There are three levels that may be levied for developer's fees. The fees are levied on a per-square foot basis. The lowest fee, Level I, is assessed if the district conducts a Justification Study that establishes the connection between the development coming into the district and the assessment of fees to pay for the cost of the facilities needed to house future students. The Level II fee is assessed if a district makes a timely application to the Board for new construction funding, conducts a School Facility Needs Analysis pursuant to Government Code Section 65995.6, and satisfies at least two of the requirements listed in Government Code Section 65995.5(b)(3). The Level III fee is assessed when State bond funds are exhausted; the district may impose a developer's fee up to 100 percent of the School Facility Program new construction project cost.

A historical comparison of the assessment rates for development fees for 2014 and 2016 are shown below for information. According to the RS Means, the cost index for Class B construction increased by 8.78, during the two year period from January 2016 to January 2018, requiring the assessment for development fees to be adjusted as follows beginning January 2018:

	<u>2014</u>	<u>2016</u>	<u>2018</u>
Residential	\$3.36	\$3.48	\$3.79
Commercial/Industrial	\$0.54	\$0.56	\$0.61

RECOMMENDATION

Increase the 2018 maximum Level I assessment for development in the amount of 8.78 percent using the RS Means Index to be effective immediately.

REPORT OF THE EXECUTIVE OFFICER  
State Allocation Board Meeting, January 24, 2018

SCHOOL FACILITY PROGRAM

PURPOSE OF REPORT

To present the Districts' requests for School Facility Program (SFP) eligibility approval.

DESCRIPTION

The school district shown in the following section has complied with State Allocation Board (Board) regulations regarding modernization eligibility determination for the district listed.

RECOMMENDATIONS

1. Approve the eligibility determination for the district shown on the Attachment.
2. Provide that this approval of eligibility determination for the district listed does not constitute a commitment for future funding by the Board.
3. For purposes of any application for funding, provide that the district must comply with all requirements of law and regulations pertaining to the SFP.

ELIGIBILITY APPROVALS  
MODERNIZATION

<u>District</u>	<u>School Name</u>	<u>County</u>	<u>Application Number</u>	<u>Justification Document</u>	<u>K-6</u>	<u>Site Baseline Eligibility</u>			
						<u>7-8</u>	<u>9-12</u>	<u>Non Severe</u>	<u>Severe</u>
Los Banos Unified	San Luis High Cont.	Merced	57/ 65755	<u>Date</u> 7/16/2012	0	0	81	0	0

REPORT OF THE EXECUTIVE OFFICER  
State Allocation Board Meeting, January 24, 2018

SCHOOL FACILITY PROGRAM

PURPOSE OF REPORT

To adjust the baseline eligibility for new construction and modernization projects under the Leroy F. Greene School Facilities Act of 1998.

DESCRIPTION

The districts listed on Attachment A have received eligibility approval for new construction. There has been a change in their baseline in accordance with the California Code of Regulations relating to the Leroy F. Greene School Facilities Act of 1998, Section 1859.51.

The districts listed on Attachment B have received eligibility approval for modernization. There has been a change in their baseline in accordance with the California Code of Regulations relating to the Leroy F. Greene School Facilities Act of 1998, Section 1859.61.

RECOMMENDATIONS

1. Approve an adjustment to the new construction eligibility baseline determination as shown on Attachment A.
2. Approve an adjustment to the modernization eligibility baseline determination as shown on Attachment B.
3. Provide that this approval of adjusted eligibility determination does not constitute a commitment for future funding by the State Allocation Board.

**KEY TO ADJUSTMENTS:****NEW CONSTRUCTION ONLY:**

- (a) Reduced by the number of pupils provided grants in a new construction School Facility Program (SFP) project and by the number of pupils that received a Preliminary Apportionment pursuant to Section 1859.140 or a Preliminary Charter School Apportionment pursuant to Regulation Section 1859.162.2.
- (b) Reduced by the number of pupils housed, based on the loading standards pursuant to Ed. Code Section 17071.25(a)(2)(A), in a new construction LPP project funded under the provisions of the LPP pursuant to Regulation Section 1859.12 or 1859.13.
- (c) Reduced by the number of pupils housed in additional classrooms constructed or purchased based on the loading standards, pursuant to Ed. Code Section 17071.25(a)(2)(A), in a modernization SFP project.
- (d) Adjusted as a result of audit findings made pursuant to Regulation Sections 1859.90 and 1859.105.
- (e) Increased/decreased by changes in projected enrollment in subsequent enrollment reporting years, except as provided in (j) below.
- (f) Adjusted as a result of errors or omissions by the district or by the Office of Public School Construction (OPSC).
- (g) Adjusted as result of amendments to the SFP Regulations that affect the eligibility.
- (h) Increased by the number of pupils eligible for grants pursuant to Regulation Section 1859.82(a).
- (i) Reduced by the number of pupils housed in classrooms provided after the baseline eligibility was determined by the State Allocation Board, with 12 exceptions at Regulation Section 1859.51(i).
- (j) For Small School Districts, following a 3-year period after the district's eligibility was approved by the Board, decreased by any reduction in projected enrollment, and by any increase in pupils in the latest CDE operational grant report per Ed. Code Sec. 42268.
- (k) Adjusted for any changes in classroom inventory as a result of a reorganization election.
- (l) For classroom loading standards adopted by the Board for non-severely and severely disabled individuals with exceptional needs.
- (m) As directed by the SAB due to finding a Material Inaccuracy pursuant to Section 1859.104.1.
- (n) Increased by the number of pupils that received a Preliminary Apportionment that was rescinded pursuant to Section 1859.148 or a Preliminary Charter School Apportionment that was rescinded pursuant to Section 1859.166.
- (o) Adjusted for operational grant changes as determined/provided by the California Department of Education.
- (p) For High School Attendance Area (HSAA) districts with Preliminary Apportionments within the 2002 or 2004 Critically Overcrowded School Facilities Account, adjusted in accordance with Regulation Section 1859.51(p)(1), (2), or (3).
- (q) Adjusted by the difference between the Alternative Enrollment Projection for the current enrollment reporting year and the projected enrollment determined pursuant to Section 1859.42 for the current enrollment reporting year, or by the eligibility remaining from this calculation that can no longer be utilized if the funds made available pursuant to EC Section 17071.75(a)(1)(A) have been exhausted.
- (r) Adjusted per Ed. Code Sec. 17071.75(b)(2) by the number of pupils housed, based on the loading standards per Ed. Code Sec. 17071.25(a)(2)(A), in any classroom(s) where title was relinquished to the School District receiving the transferred classrooms.

**MODERNIZATION ONLY:**

- (a) Reduced by the number of pupils provided grants in a modernization SFP project or CSFP Rehabilitation project at the specific site.
- (b) Reduced by the number of pupils housed, based on the loading standard pursuant to EC Section 17071.25(a)(2), in a modernization LPP project funded under the LPP pursuant to Regulation Section 1859.14 and 1859.15.
- (c) Increased by changes in projected enrollment in subsequent enrollment reporting years.
- (d) (1) Increased for additional facilities not previously modernized with State funds, that become 25 years old, if permanent, or 20 years old, if portable or, (2) as a result of audit findings made pursuant to Regulation Sections 1859.90 and 1859.105.
- (e) Adjusted as a result of errors or omissions by the district or by the OPSC.
- (f) Adjusted as result of amendments to the Subgroup 5.5 Regulations that affect the eligibility.
- (g) For classroom loading standards adopted by the Board for non-severely and severely disabled individuals with exceptional needs.
- (h) As directed by the SAB due to finding a Material Inaccuracy pursuant to Regulation Section 1859.104.1.
- (i) Increased for facilities previously modernized with State funds, which qualify for an additional modernization apportionment pursuant to Regulation Section 1859.78.8.
- (j) Adjusted as a result of the Reconfiguration of an existing high school under the Small High School Program.
- (k) Decreased for facilities that were deemed eligible for modernization pursuant to Regulation Sections 1859.60 and 1859.61(d) and subsequently replaced, or will be replaced under a signed contract for construction or acquisition of facilities, in a project funded by the district without participation from the State.
- (l) Adjusted as a result of replaced eligible portables funded with the Overcrowding Relief Grant, per Ed. Code Section 17079 et seq.
- (m) Adjusted as a result of classrooms demolished and replaced pursuant to Regulation Section 1859.82.

State Allocation Board Meeting, January 24, 2018

**ATTACHMENT A**

District	Attendance Area	County	App. Number 50	Type of Adj.	K-6	7-8	9-12	Non- Severe	Severe
Belmont-Redwood Shores	Districtwide	San Mateo	68866-00-00						
Current Baseline Eligibility					998	143	0	28	16
Adjustment Per This Item				i	-200	-54	0	0	0
<b>Net Baseline Eligibility</b>					<u>798</u>	<u>89</u>	<u>0</u>	<u>28</u>	<u>16</u>
Chula Vista Elementary	Chula Vista	San Diego	68023-03-00						
Current Baseline Eligibility					2187	0	0	128	41
Adjustment Per This Item				k	-237	0	0	-16	-16
Adjustment Per This Item				e	-845	0	0	-104	-26
<b>Net Baseline Eligibility</b>					<u>1105</u>	<u>0</u>	<u>0</u>	<u>8</u>	<u>-1</u>
Natomas Unified	Districtwide	Sacramento	75283-00-00						
Current Baseline Eligibility					1567	411	420	213	150
Adjustment Per This Item				e	-161	-53	-202	-119	84
<b>Net Baseline Eligibility</b>					<u>1406</u>	<u>358</u>	<u>218</u>	<u>94</u>	<u>234</u>
New Jerusalem Elementary	Districtwide	San Joaquin	68627-00-00						
Current Baseline Eligibility					222	-1	0	0	0
Adjustment Per This Item				e	163	117	0	0	0
<b>Net Baseline Eligibility</b>					<u>385</u>	<u>116</u>	<u>0</u>	<u>0</u>	<u>0</u>
Old Adobe Union Elementary	Districtwide	Sonoma	70847-00-00						
Current Baseline Eligibility					18	0	0	7	0
Adjustment Per This Item				e	3229	0	0	54	13
<b>Net Baseline Eligibility</b>					<u>3247</u>	<u>0</u>	<u>0</u>	<u>61</u>	<u>13</u>
San Bernardino City Unified	Districtwide	San Bernardino	67876-00-00						
Current Baseline Eligibility					516	-1168	-1587	231	-477
Current Baseline Eligibility				f	269	178	63	4	2
Adjustment Per This Item				e	1697	1129	1609	-82	345
<b>Net Baseline Eligibility</b>					<u>2482</u>	<u>139</u>	<u>85</u>	<u>153</u>	<u>-130</u>
San Francisco Unified	Washington	San Francisco	68478-63-00						
Current Baseline Eligibility					-221	-33	928	0	0
Adjustment Per This Item				l	-270	376	-33	3	118
Adjustment Per This Item				e	-1001	-300	-1	51	-112



State Allocation Board Meeting, January 24, 2018

**ATTACHMENT A**

District	Attendance Area	County	App. Number 50	Type of Adj.	K-6	7-8	9-12	Non- Severe	Severe
<b>Net Baseline Eligibility</b>					-1492	43	894	54	6
Santa Ana Unified	Districtwide	Orange	66670-00-00						
Current Baseline Eligibility					-2693	-2068	202	-461	370
Adjustment Per This Item				c	0	-81	0	0	0
<b>Net Baseline Eligibility</b>					-2693	-2149	202	-461	370
Visalia Unified	Districtwide	Tulare	72256-00-00						
Current Baseline Eligibility					3904	1209	1736	338	183
Adjustment Per This Item				e	2328	434	584	-456	-155
<b>Net Baseline Eligibility</b>					6232	1643	2320	-118	28

State Allocation Board Meeting, January 24, 2018

**ATTACHMENT B**

District	School Name	County	App. Number 57	Type of Adj.	K-6	7-8	9-12	Non-Severe	Severe
San Francisco Unified	Creative Arts at Golden Gate	San Francisco	68478-00						
	Current Baseline Eligibility				0	0	0	0	0
	Adjustment Per This Item			c	8	0	0	0	0
	<b>Net Baseline Eligibility</b>				<u>8</u>	<u>0</u>	<u>0</u>	<u>0</u>	<u>0</u>

**SCHOOL DISTRICT DATA**

Application Number:.....50/75606-00-001      School District:.....Chawanakee Unified  
 County:.....Madera      School Name:.....New High School  
 Financial Hardship.....Yes      Date of Financial Hardship status:.....May 16, 2008  
 Qualifying Financial Hardship Criteria: SFP Regulation 1859.81(c)(2).

**PURPOSE OF REPORT**

To recommend accounting revisions to close out a completed project.

**DESCRIPTION**

A review of expenditures reported by the District has been made and the revisions indicated are necessary to close out this completed project. The District incurred additional eligible expenditures per SFP Regulation Sections 1859.74 and 1859.106 and will receive additional site acquisition funding in the amount of \$42,584. The District was also over-funded for Department of Toxic Substances Control (DTSC) costs in the amount of \$599. The District has concurred with these findings and is eligible for additional apportionments of the State share and Financial Hardship share in the amount of \$41,985.

**Detail of Final Cost & Financing**

<b>Budget Item</b>	<b>Currently Approved</b>	<b>Required Change</b>	<b>Revised Approval</b>
SFP New Construction	\$ 7,575,841	\$ 0	\$ 7,575,841
SFP Site Acquisition	531,627	21,292	552,919
SFP Site Other	25,000	0	25,000
SFP Service Site	21,271,484	0	21,271,484
SFP General Site	971,763	0	971,763
SFP Offsite	159,754	0	159,754
SFP Utilities	4,078,312	0	4,078,312
SFP Geographic Index	432,914	0	432,914
SFP Financial Hardship	19,765,404	20,993	19,786,397
SFP Project Assistance	5,333	0	5,333
SFP Site DTSC Fee	7,127	(300)	6,827
SFP Fire Detection/Alarm	15,288	0	15,288
SFP Fire Sprinklers	116,571	0	116,571
<b>Total State Apportionment</b>	<b>\$ 54,956,418</b>	<b>\$ 41,985</b>	<b>\$ 54,998,403</b>
<b>Financing</b>			
District Contribution	\$ 15,425,610	\$ 0	\$ 15,425,610
State (SFP)	35,191,014	20,992	35,212,006
Financial Hardship (SFP)	19,765,404	20,993	19,786,397
<b>Total Project Costs</b>	<b>\$ 70,382,028</b>	<b>\$ 41,985</b>	<b>\$ 70,424,013</b>

**RECOMMENDATIONS**

1. Approve an increase of \$41,985 in the total project cost from \$70,382,028 to \$70,424,013.
2. Approve an increase of \$20,992 in the State Apportionment [Bonds/2016-Nov.; 951-500] from \$35,191,014 to \$35,212,006.
3. Approve an increase of \$20,993 in the Financial Hardship Contribution [Bonds/2016-Nov.; 951-500] from \$19,765,404 to \$19,786,397.
4. Approve an unfunded approval in the amount of \$41,985.

**SCHOOL DISTRICT DATA**

Application Number:.....50/67686-00-028                      School District:.....Colton Joint Unified  
 County:.....San Bernardino                                      School Name:.....Grand Terrace High  
 Financial Hardship.....No

**PURPOSE OF REPORT**

To recommend accounting revisions to close out a completed project.

**DESCRIPTION**

A review of expenditures reported by the District has been made and the revisions indicated are necessary to close out this completed project. The District incurred additional eligible expenditures per SFP Regulation Sections 1859.74 and 1859.106 and may receive additional site acquisition, hazardous waste, Department of Toxic Substances Control (DTSC), and site other funding in the amount of \$5,454,783. The District has concurred with these findings and is eligible for additional apportionments of the State share in the amount of \$2,727,391.

**Detail of Final Cost & Financing**

<b>Budget Item</b>	<b>Currently Approved</b>	<b>Required Change</b>	<b>Revised Approval</b>
SFP New Construction	\$ 30,522,696	\$ 0	\$ 30,522,696
SFP Site Acquisition	9,290,461	2,418,499	11,708,960
SFP Site Relocation	3,986,016	0	3,986,016
SFP Site Other	371,618	96,740	468,358
SFP Service Site	4,655,199	0	4,655,199
SFP General Site	2,018,018	0	2,018,018
SFP Offsite	383,277	0	383,277
SFP Utilities	47,301	0	47,301
SFP SDC Therapy Toilet	48,640	0	48,640
SFP Site DTSC Fee	23,175	26,547	49,722
SFP Site Hazardous Removal	45,860	185,605	231,465
SFP Fire Detection/Alarm	60,240	0	60,240
SFP Fire Sprinklers	475,620	0	475,620
SFP Labor Compliance Program	166,644	0	166,644
<b>Total State Apportionment</b>	<b>\$ <u>52,094,765</u></b>	<b>\$ <u>2,727,391</u></b>	<b>\$ <u>54,822,156</u></b>
 <b>Financing</b>			
District Contribution	\$ 52,094,765	\$ 2,727,392	\$ 54,822,157
State (SFP)	<u>52,094,765</u>	<u>2,727,391</u>	<u>54,822,156</u>
<b>Total Project Costs</b>	<b>\$ <u>104,189,530</u></b>	<b>\$ <u>5,454,783</u></b>	<b>\$ <u>109,644,313</u></b>

**RECOMMENDATIONS**

1. Approve an increase of \$5,454,783 in the total project cost from \$104,189,530 to \$109,644,313.
2. Approve an increase of \$2,727,392 in the District Contribution from \$52,094,765 to \$54,822,157.
3. Approve an increase of \$2,727,391 in the State Apportionment [Bonds/2016-Nov.; 951-500] from \$52,094,765 to \$54,822,156.
4. Approve an unfunded approval in the amount of \$2,727,391.

**SCHOOL DISTRICT DATA**

Application Number:.....50/63131-00-006      School District:.....Heber Elementary  
 County:.....Imperial      School Name:.....Dogwood Elementary  
 Financial Hardship.....Yes      Date of Financial Hardship status:.....July 11, 2007  
 Qualifying Financial Hardship Criteria: SFP Regulation 1859.81(c)(4).

**PURPOSE OF REPORT**

To recommend accounting revisions to close out a completed project.

**DESCRIPTION**

A review of expenditures reported by the District has been made and the revisions indicated are necessary to close out this completed project. The District incurred additional eligible expenditures per SFP Regulation Sections 1859.74 and 1859.106 and will receive additional site acquisition funding in the amount of \$51,890. The District has concurred with these findings and is eligible for additional apportionments of the State share and Financial Hardship share in the amount of \$51,890.

**Detail of Final Cost & Financing**

<b>Budget Item</b>	<b>Currently Approved</b>	<b>Required Change</b>	<b>Revised Approval</b>
SFP New Construction	\$ 5,542,053	\$ 0	\$ 5,542,053
SFP Site Acquisition	314,500	25,945	340,445
SFP Site Other	25,000	0	25,000
SFP Service Site	1,583,070	0	1,583,070
SFP General Site	500,498	0	500,498
SFP Offsite	717,530	0	717,530
SFP Utilities	26,575	0	26,575
SFP Geographic Index	305,895	0	305,895
SFP Financial Hardship	7,990,822	25,945	8,016,767
SFP Fire Detection/Alarm	6,270	0	6,270
SFP Fire Sprinklers	93,423	0	93,423
<b>Total State Apportionment</b>	<b>\$ <u>17,105,636</u></b>	<b>\$ <u>51,890</u></b>	<b>\$ <u>17,157,526</u></b>
<b>Financing</b>			
District Contribution	\$ 1,123,992	\$ 0	\$ 1,123,992
State (SFP)	9,114,814	25,945	9,140,759
Financial Hardship (SFP)	7,990,822	25,945	8,016,767
<b>Total Project Costs</b>	<b>\$ <u>18,229,628</u></b>	<b>\$ <u>51,890</u></b>	<b>\$ <u>18,281,518</u></b>

**RECOMMENDATIONS**

1. Approve an increase of \$51,890 in the total project cost from \$18,229,628 to \$18,281,518.
2. Approve an increase of \$25,945 in the State Apportionment [Bonds/2016-Nov.; 951-500] from \$9,114,814 to \$9,140,759.
3. Approve an increase of \$25,945 in the Financial Hardship Contribution [Bonds/2016-Nov.; 951-500] from \$7,990,822 to \$8,016,767.
4. Approve an unfunded approval in the amount of \$51,890.

**SCHOOL DISTRICT DATA**

Application Number:.....50/70904-00-001      School District:.....Roseland Elementary  
 County:.....Sonoma      School Name:.....Roseland Creek Elementary  
 Financial Hardship.....Yes      Date of Financial Hardship status:.....December 1, 2008  
 Qualifying Financial Hardship Criteria: SFP Regulation 1859.81(c)(1).

**PURPOSE OF REPORT**

To recommend accounting revisions to close out a completed project.

**DESCRIPTION**

A review of expenditures reported by the District has been made and the revisions indicated are necessary to close out this completed project. A review of expenditures reported by the District indicates that per SFP Regulation Sections 1859.74 and 1859.106, the District was over-funded for site acquisition and site other costs in the amount of \$310,534. The District incurred additional eligible expenditures for hazardous waste, and Department of Toxic Substances Control (DTSC) costs in the amount of \$27,474. The District has concurred with the findings and agrees to return State funds the net amount of \$283,060. Additionally, the District has opted to retain Adjusted Grant Financial Hardship savings to be used by August 11, 2020 to reduce the State’s Financial Hardship contribution on a future Financial Hardship project.

**Detail of Final Cost & Financing**

<b>Budget Item</b>	<b>Currently Approved</b>	<b>Required Change</b>	<b>Revised Approval</b>
SFP New Construction	\$ 7,215,045	\$ 0	\$ 7,215,045
SFP Multi Level Construction	865,805	0	865,805
SFP Site Acquisition	4,178,104	(162,504)	4,015,600
SFP Site Other	167,124	(6,500)	160,624
SFP Service Site	813,052	0	813,052
SFP General Site	635,094	0	635,094
SFP Offsite	400,496	0	400,496
SFP Utilities	46,702	0	46,702
SFP Financial Hardship	12,931,269	(141,530)	12,789,739
SFP Project Assistance	5,653	0	5,653
SFP Site DTSC Fee	17,618	25,382	43,000
SFP Site Hazardous Removal	47,111	2,092	49,203
SFP Fire Detection/Alarm	8,767	0	8,767
SFP Fire Sprinklers	122,566	0	122,566
SFP Labor Compliance Program	51,475	0	51,475
<b>Total State Apportionment</b>	<b>\$ 27,505,881</b>	<b>\$ (283,060)</b>	<b>\$ 27,222,821</b>
<b>Financing</b>			
District Contribution	\$ 1,643,343	\$ 0	\$ 1,643,343
State (SFP)	14,574,612	(141,530)	14,433,082
Financial Hardship (SFP)	12,931,269	(141,530)	12,789,739
<b>Total Project Costs</b>	<b>\$ 29,149,224</b>	<b>\$ (283,060)</b>	<b>\$ 28,866,164</b>

**RECOMMENDATIONS**

1. Approve a decrease of \$283,060 in the total project cost from \$29,149,224 to \$28,866,164.
2. Approve a decrease of \$141,530 in the State Apportionment [Bonds/2004-Mar.; 055-500] from \$14,574,612 to \$14,433,082.
3. Approve a decrease of \$141,530 in the Financial Hardship Contribution [Bonds/2004-Mar.; 055-500] from \$12,931,269 to \$12,789,739.
4. Require the District to return State funds in the amount of \$283,060.

**SCHOOL DISTRICT DATA**

Application Number:.....50/10355-00-001      School District:.....San Benito County Office of Education  
 County:.....San Benito      School Name:.....R. O. Hardin Elementary  
 Financial Hardship.....Yes      Date of Financial Hardship status:.....April 28, 2011  
 Qualifying Financial Hardship Criteria: SFP Regulation 1859.81(c)(3).

**PURPOSE OF REPORT**

To recommend accounting revisions to close out a completed project.

**DESCRIPTION**

A review of expenditures reported by the District has been made and the revisions indicated are necessary to close out this completed project. This is a Financial Hardship project and has savings in the amount of \$64,343. SFP Regulation Section 1859.103 states that “the State’s portion of any savings declared by the district or determined by the OPSC by audit must be used to reduce the SFP financial hardship grant of that project any interest earned on a financial hardship project not expended on eligible project expenditures will be treated as savings and will be used to reduce the SFP financial hardship grant for that project.” The District has concurred with the findings and has returned the State funds in the amount of \$64,343.

**Detail of Final Cost & Financing**

<b>Budget Item</b>	<b>Currently Approved</b>	<b>Required Change</b>	<b>Revised Approval</b>
SFP New Construction	\$ 478,152	\$ (32,172)	\$ 445,980
SFP Service Site	77,351	0	77,351
SFP Offsite	4,853	0	4,853
SFP Utilities	64,819	0	64,819
SFP Small School	57,378	0	57,378
SFP Financial Hardship	458,367	(32,171)	426,196
SFP SDC Therapy Toilet	48,772	0	48,772
SFP Project Assistance	5,705	0	5,705
SFP Fire Detection Alarm	1,060	0	1,060
SFP Fire Sprinklers	534	0	534
SFP Labor Compliance Program	11,818	0	11,818
<b>Total State Apportionment</b>	<u>\$ 1,208,809</u>	<u>\$ (64,343)</u>	<u>\$ 1,144,466</u>
<b>Financing</b>			
District Contribution	\$ 292,075	\$ 0	\$ 292,075
State (SFP)	750,442	(32,172)	718,270
Financial Hardship (SFP)	458,367	(32,171)	426,196
<b>Total Project Costs</b>	<u>\$ 1,500,884</u>	<u>\$ (64,343)</u>	<u>\$ 1,436,541</u>

**RECOMMENDATIONS**

1. Approve a decrease of \$64,343 in the total project cost from \$1,500,884 to \$1,436,541.
2. Approve a decrease of \$32,172 in the State Apportionment [Bonds/2004-Mar.; 055-500] from \$750,442 to \$718,270.
3. Approve a decrease of \$32,171 in the Financial Hardship Contribution [Bonds/1998-Nov.; 119-617] from \$458,367 to \$426,196.
4. Recognize the District has returned State funds in the amount of \$64,343.

**SCHOOL DISTRICT DATA**

Application Number:.....53/64733-00-212      School District:.....Los Angeles Unified  
 County:.....Los Angeles      School Name:.....Central Region Elementary #13  
 Financial Hardship.....No

**PURPOSE OF REPORT**

To recommend accounting revisions to close out a completed project.

**DESCRIPTION**

A review of expenditures reported by the District has been made and the revisions indicated are necessary to close out this completed project. The District incurred additional eligible expenditures per SFP Regulation Sections 1859.74 and 1859.106 and may receive additional site relocation assistance, hazardous waste, Department of Toxic Substances Control (DTSC) funding in the amount of \$4,019,454. The District has concurred with these findings and is eligible for additional apportionments of the State share in the amount of \$2,009,727.

**Detail of Final Cost & Financing**

<b>Budget Item</b>	<b>Currently Approved</b>	<b>Required Change</b>	<b>Revised Approval</b>
SFP New Construction	\$ 7,734,125	\$ 0	\$ 7,734,125
SFP Multi Level Construction	928,095	0	928,095
SFP Site Acquisition	7,795,564	0	7,795,564
SFP Site Relocation	694,661	100,004	794,665
SFP Site Other	311,823	0	311,823
SFP Service Site	3,444,207	0	3,444,207
SFP General Site	576,056	0	576,056
SFP Offsite	429,289	0	429,289
SFP Utilities	104,845	0	104,845
SFP Urban Security	4,145,073	0	4,145,073
SFP Site DTSC Fee	23,586	269,822	293,408
SFP Hazardous Removal	1,738,444	1,639,901	3,378,345
SFP Fire Detection Allarm	8,750	0	8,750
SFP Fire Sprinklers	130,375	0	130,375
SFP High Performance	173,244	0	173,244
SFP Labor Compliance Program.	83,231	0	83,231
<b>Total State Apportionment</b>	<b>\$ 28,321,368</b>	<b>\$ 2,009,727</b>	<b>\$ 30,331,095</b>
<b>Financing</b>			
District Contribution	\$ 28,321,368	\$ 2,009,727	\$ 30,331,095
State (SFP)	28,321,368	2,009,727	30,331,095
<b>Total Project Costs</b>	<b>\$ 56,642,736</b>	<b>\$ 4,019,454</b>	<b>\$ 60,662,190</b>

**RECOMMENDATIONS**

1. Approve an increase of \$4,019,454 in the total project cost from \$56,642,736 to \$60,662,190.
2. Approve an increase of \$2,009,727 in the District Contribution from \$28,321,368 to \$30,331,095.
3. Approve an increase of \$2,009,727 in the State Apportionment [Bonds/2016-Nov.; 951-500] from \$28,321,368 to \$30,331,095.
4. Approve an unfunded approval in the amount of \$2,009,727.



**SCHOOL DISTRICT DATA**

Application Number:.....54/67314-00-002      School District:.....Elk Grove Unified  
 County:.....Sacramento      School Name:.....Elk Grove Charter  
 Financial Hardship.....No

**PURPOSE OF REPORT**

To recommend accounting revisions to close out a completed project.

**DESCRIPTION**

A review of expenditures reported by the Charter School has been made and the revisions indicated are necessary to close out this completed project. This is a Charter School Facilities Program (CSFP) project and has savings in the amount of \$839,268.56. SFP Regulation Section 1859.169.1 states "Projects funded under the CSFP do not generate savings pursuant to Section 1859.103. In addition, State funds remaining at the completion of the project may not be used to satisfy the local matching share obligation. Remaining funds must be returned to the State." The Charter School has concurred with the findings and agrees to return the State funds in the amount of \$419,634.28.

**Detail of Final Cost & Financing**

<b>Budget Item</b>	<b>Currently Approved</b>	<b>Required Change</b>	<b>Revised Approval</b>
SFP New Construction	\$ 1,446,111.00	\$ (419,634.28)	\$ 1,026,476.72
SFP Site Acquisition	500,320.00	0.00	500,320.00
SFP Site Other	25,000.00	0.00	25,000.00
SFP Service Site	354,037.00	0.00	354,037.00
SFP General Site	165,685.00	0.00	165,685.00
SFP Offsite	12,201.00	0.00	12,201.00
SFP Utilities	64,879.00	0.00	64,879.00
SFP Facility Hardship Others	72,777.00	0.00	72,777.00
SFP Small School	57,844.00	0.00	57,844.00
SFP Site DTSC Fee	1,686.00	0.00	1,686.00
SFP Fire Detection / Alarm	2,829.00	0.00	2,829.00
SFP Fire Sprinklers	22,263.00	0.00	22,263.00
SFP Labor Compliance Program	18,403.00	0.00	18,403.00
<b>Total State Apportionment</b>	<u>\$ 2,744,035.00</u>	<u>\$ (419,634.28)</u>	<u>\$ 2,324,400.72</u>
<b>Financing</b>			
District Contribution	\$ 2,744,035.00	\$ (419,634.28)	\$ 2,324,400.72
State (SFP)	<u>2,744,035.00</u>	<u>(419,634.28)</u>	<u>2,324,400.72</u>
<b>Total Project Costs</b>	<u>\$ 5,488,070.00</u>	<u>\$ (839,268.56)</u>	<u>\$ 4,648,801.44</u>

**RECOMMENDATIONS**

1. Approve a decrease of \$839,268.56 in the total project cost from \$5,488,070.00 to \$4,648,801.44.
2. Approve a decrease of \$419,634.28 in the District Contribution from \$2,744,035.00 to \$2,324,400.72.
3. Approve a decrease of \$419,634.28 in the State Apportionment [Bonds/2004-Mar.; 055-540] from \$2,744,035.00 to \$2,324,400.72.
4. Require the District to return State funds in the amount of \$419,634.28.

**SCHOOL DISTRICT DATA**

Application Number:.....54/64733-00-035      School District:.....Los Angeles Unified  
 County:.....Los Angeles      School Name:.....Oscar De La Hoya Animo Charter High  
 Financial Hardship.....No

**PURPOSE OF REPORT**

To recommend accounting revisions to close out a completed project.

**DESCRIPTION**

A review of expenditures reported by the Charter School has been made and the revisions indicated are necessary to close out this completed project. This is a Charter School Facilities Program (CSFP) project and has savings in the amount of \$2,410,016. SFP Regulation Section 1859.169.1 states "Projects funded under the CSFP do not generate savings pursuant to Section 1859.103. In addition, State funds remaining at the completion of the project may not be used to satisfy the local matching share obligation. Remaining funds must be returned to the State." The Charter School has concurred with the findings and agrees to return the State funds in the amount of \$2,410,016.

**Detail of Final Cost & Financing**

<b>Budget Item</b>	<b>Currently Approved</b>	<b>Required Change</b>	<b>Revised Approval</b>
SFP New Construction	\$ 2,571,828	\$ (1,205,008)	\$ 1,366,820
SFP Multi Level Construction	308,619	0	308,619
SFP Urban Security	2,098,061	0	2,098,061
SFP Fire Detection / Alarm	5,100	0	5,100
CSFA Lease Amount	4,201,433	(1,205,008)	2,996,425
<b>Total State Apportionment</b>	<u>\$ 9,185,041</u>	<u>\$ (2,410,016)</u>	<u>\$ 6,775,025</u>
 <b>Financing</b>			
State (SFP)	\$ 4,983,608	\$ (1,205,008)	\$ 3,778,600
CSFA Lease Amount	4,201,433	(1,205,008)	2,996,425
District Contribution	782,175	0	782,175
<b>Total Project Costs</b>	<u>\$ 9,967,216</u>	<u>\$ (2,410,016)</u>	<u>\$ 7,557,200</u>

**RECOMMENDATIONS**

1. Approve a decrease of \$2,410,016 in the total project cost from \$9,967,216 to \$7,557,200.
2. Approve a decrease of \$1,205,008 in the CSFA Lease Amount [Bonds/2006-Nov.; 057-540] from \$4,201,433 to \$2,996,425.
3. Approve a decrease of \$1,205,008 in the State Apportionment [Bonds/2006-Nov.; 057-540] from \$4,983,608 to \$3,778,600.
4. Require the District to return State funds in the amount of \$1,205,008.
5. Require the District to return CSFA Lease Amount in the amount of \$1,205,008.

**SCHOOL DISTRICT DATA**

Application Number:.....57/67793-00-001      School District:.....Mt. Baldy Joint Elementary  
 County:.....San Bernardino      School Name:.....Mt. Baldy Elementary  
 Financial Hardship.....Yes      Date of Financial Hardship status:.....August 17, 2010  
 Qualifying Financial Hardship Criteria: SFP Regulation 1859.81(c)(4).

**PURPOSE OF REPORT**

To recommend accounting revisions to close out a completed project.

**DESCRIPTION**

A review of expenditures reported by the District has been made and the revisions indicated are necessary to close out this completed project. This is a Financial Hardship project and has savings in the amount of \$34,581. SFP Regulation Section 1859.103 states that “the State’s portion of any savings declared by the district or determined by the OPSC by audit must be used to reduce the SFP financial hardship grant of that project ... any interest earned on a financial hardship project not expended on eligible project expenditures will be treated as savings and will be used to reduce the SFP financial hardship grant for that project.” The District has concurred with the findings and agrees to return the State funds in the amount of \$34,581.

**Detail of Final Cost & Financing**

<b>Budget Item</b>	<b>Currently Approved</b>	<b>Required Change</b>	<b>Revised Approval</b>
SFP Modernization	\$ 300,832	\$ (\$17,291)	\$ 283,541
SFP Small School	\$36,100	\$0	\$36,100
SFP Fire Code Compliance	\$48,538	\$0	\$48,538
SFP Financial Hardship	\$265,026	(\$17,290)	\$247,736
SFP Project Assistance	\$2,930	\$0	\$2,930
SFP Fire Detection / Alarm	\$9,546	\$0	\$9,546
SFP Labor Compliance Program	\$9,600	\$0	\$9,600
<b>Total State Apportionment</b>	<u>\$ 672,572</u>	<u>\$ (\$34,581)</u>	<u>\$ 637,991</u>
<b>Financing</b>			
District Contribution	\$ 6,671	\$ 0	\$ 6,671
State (SFP)	\$407,546	(\$17,291)	\$390,255
Financial Hardship (SFP)	\$265,026	(\$17,290)	\$247,736
<b>Total Project Costs</b>	<u>\$ 679,243</u>	<u>\$ (\$34,581)</u>	<u>\$ 644,662</u>

**RECOMMENDATIONS**

1. Approve a decrease of \$34,581 in the total project cost from \$679,243 to \$644,662.
2. Approve a decrease of \$17,291 in the State Apportionment [Bonds/2006-Nov.; 057-570] from \$407,546 to \$390,255.
3. Approve a decrease of \$17,290 in the Financial Hardship Contribution [Bonds/2006-Nov.; 057-570] from \$265,026 to \$247,736.
4. Require the District to return State funds in the amount of \$34,581.

REPORT OF THE EXECUTIVE OFFICER  
State Allocation Board Meeting, January 24, 2018

**SCHOOL DISTRICT DATA**

School District: .....FALLBROOK UNION ELEMENTARY      County:.....SAN DIEGO  
Application Number:.....51/68114-00-002      School Name.....MARY FAY PENDLETON ELEMENTARY

PURPOSE OF REPORT

To present a School Facility Program (SFP) Facility Hardship Seismic Mitigation Program (SMP) Replacement project for rescission.

DESCRIPTION

The SFP Facility Hardship SMP Replacement Program provides funding for qualified school districts on a 50/50 state and local sharing basis. The unfunded approval for this project was approved at the December 5, 2016 State Allocation Board Meeting. The District submitted a request to the Office of Public School Construction to rescind the project. This item rescinds the unfunded approval of this project.

Application No.	Service Site	Facility Hardship Other	Unfunded Approval Date	Unfunded Amount
51/68114-00-002	\$63,003	\$645,540	12/5/2016	\$708,543

AUTHORITY

SFP Regulation Section 1859.107 states "...the application may be withdrawn and resubmitted for SAB approval under the provisions of any amended or new regulation that becomes effective prior to the apportionment for the project. The district must first request from the OPSC that the application be withdrawn and removed from the Unfunded List..."

RECOMMENDATIONS

1. Rescind the District's application listed above.
2. Approve a decrease of \$708,543 in the Unfunded Approval [Bonds/2006-Nov.; 957-505] from \$708,543 to \$0.

REPORT OF THE EXECUTIVE OFFICER  
State Allocation Board Meeting, January 24, 2018

SCHOOL FACILITY PROGRAM  
SUBSTANTIAL PROGRESS REDUCTION TO COSTS INCURRED

PURPOSE OF REPORT

To present School Facility Program (SFP) project apportionments to be reduced to eligible costs incurred.

DESCRIPTION

The SFP projects listed on the Attachment are financial hardship County Office of Education (COE) and Districts that received a separate design and site and/or an adjusted grant fund release. The COEs and Districts have either requested to have their project reduced to costs incurred or have not met the substantial progress requirement or have indicated that they will be unable to move forward with the SFP projects listed on the Attachment. The COEs and Districts have requested that their apportionments be reduced to costs incurred to recognize eligible costs for the separate design or site grant phase.

AUTHORITY

Pursuant to Education Code Section 17076.10(b), sufficient evidence of substantial progress for the design, site and adjusted grant apportionments shall be due 18 months from the date any funds were released to the district. The SFP Regulation Section 1859.105 requires that when an apportionment is reduced to project costs incurred or rescinded, all State funds not used to finance eligible expenditures are to be returned to the State Allocation Board (SAB). The SFP Regulations also stipulate that interest earned on State funds, which is not used to finance eligible expenditures, is due to the SAB.

RECOMMENDATIONS

1. Find that the COEs and Districts are unable to meet the substantial progress requirements or indicated that they will be unable to move forward with the projects listed on the Attachment.
2. Reduce the funded apportionments to costs incurred for the projects listed on the Attachment.
3. Direct Staff to adjust the COEs' and Districts' baseline eligibility, according to the increases (identified in the "Pupils Returned to the District's Baseline" column) on the Attachment once all funds due to the State have been received.

**ATTACHMENT  
SCHOOL FACILITY PROGRAM  
SUBSTANTIAL PROGRESS REDUCTION TO COSTS INCURRED  
State Allocation Board Meeting, January 24, 2018**

	District/ County/ Application Number	Pupil Grant Adjustments			Grant Adjustments				
		Original Pupils Assigned to Apportionment		Pupils Returned to the District's Baseline	Original Apportionment	District Contribution	Interest	Amount of Eligible Expenditures	Reduction in Apportionment
		Type of Pupils	Number of Pupils	Number of Pupils					
<b>Design Grant</b>	Solano County Office of Education <sup>A</sup> Solano 50/10488-00-033	Severe	27	24	\$276,491	\$0	\$3,561	\$155,376	\$124,676
	Richfield Elementary <sup>B</sup> Tehama 50/71654-00-004	K-6	140	129	\$478,005	\$32,267	\$10,911	\$196,654	\$324,529
<b>TOTAL</b>									<b>\$449,205</b>

A The original apportionment for this project was \$276,491. The District has returned \$121,549 which is the Reduction in Apportionment amount. Furthermore, the District returned an additional \$3,127.45 for previous apportioned unused plan review fees. Therefore, the balance due to the State is 0.

B The original apportionment for this project was \$478,005. The District has returned \$313,618 which is the Reduction in Apportionment amount. Therefore, the balance due to the State is 10,911 in interest.

# Unused Sites Program

REPORT OF THE EXECUTIVE OFFICER  
State Allocation Board Meeting, January 24, 2018

UNUSED SITES

EXHIBIT/APPL. NO. 92/71795-00-00

Allensworth Elementary School District – Tulare County

PURPOSE OF REPORT

To present the District's request for the State Allocation Board (Board) to grant a refund of the Fiscal Year (FY) 2016/2017 unused site assessment fee.

DESCRIPTION

The District was assessed an unused site fee of \$64,341 for the FY 2016/2017 at the December 2017 Board meeting, and is scheduled to be deducted from the District's State School Fund Apportionment during the months of February through May 2018. It was recently discovered that an error was made in the assessed value of the Elementary School K-6 property. The true value of the property is \$50,718, not \$6,434,139 that was reported in the December 2017 Board Item. Therefore, the District is entitled to a refund of \$63,834 for the FY 2016/2017 and should only be charged \$507.

<u>Site</u>	<u>Year</u>	<u>Refund Amount</u>	<u>Recommendation</u>
Elementary School K-6 (9833690)	2016/2017	\$63,384	Refund

AUTHORITY

Pursuant to Education Code (EC) Section 17219(e), nonuse payments shall not be required "for any year with respect to a schoolsite that for one-half or more of the number of days of that year has been utilized for any of the following purposes: (1) By the school district, or by any other governmental entity pursuant to agreement with the school district, for school purposes...."

BACKGROUND

As required by law, all school districts are required to report any unused school sites to the Board annually. The school districts self-certify requests for waivers and reduction of fees based on certain criteria outlined in EC Section 17219. EC Section 17219(e) allows for districts to receive a waiver if the site is used for public school purposes for at least one-half the fiscal year. The District recently submitted documentation certifying that the assessed value of the Elementary School K-6 site was incorrect and should not be charged the unused site assessment fees based on the incorrect value.

STAFF ANALYSIS/STATEMENT

The District has provided documentation to support its request.

RECOMMENDATION

Approve the District's request for a partial refund of the 2016/2017 FY unused site assessment fee in the amount of \$63,384 and notify the State Controller's Office to refund the Annual Payment.



REPORT OF THE EXECUTIVE OFFICER  
State Allocation Board Meeting, January 24, 2018

UNUSED SITES

EXHIBIT/APPL. NO. 92/67355-00-00

Galt Joint Union High School District – Sacramento County

PURPOSE OF REPORT

To present the District's request for the State Allocation Board (Board) to grant a refund of the Fiscal Year (FY) 2016/2017 unused site assessment fee.

DESCRIPTION

The District was assessed an unused site fee of \$29,183 for the FY 2016/2017 at the December 2017 Board meeting, and is scheduled to be deducted from the District's State School Fund Apportionment during the months of February through May 2018. The District recently submitted documentation indicating that this site was utilized for public school purposes. Therefore, the District is eligible for a refund for the unused site assessment fee withheld for the FY 2016/2017.

<u>Site</u>	<u>Year</u>	<u>Annual Payment</u>	<u>Recommendation</u>
Sousa Site (9703763)	2016/2017	\$29,183	Refund

AUTHORITY

Pursuant to Education Code (EC) Section 17219(e), nonuse payments shall not be required "for any year with respect to a schoolsite that for one-half or more of the number of days of that year has been utilized for any of the following purposes: (1) By the school district, or by any other governmental entity pursuant to agreement with the school district, for school purposes...."

BACKGROUND

As required by law, all school districts are required to report any unused school sites to the Board annually. The school districts self-certify requests for waivers and reduction of fees based on certain criteria outlined in EC Section 17219. EC Section 17219(e) allows for districts to receive a waiver if the site is used for public school purposes for at least one-half the fiscal year. The District recently submitted documentation certifying that the Sousa Site was being used for public school purposes, which is an allowable waiver and, therefore, should not be charged unused site assessment fees on this site.

STAFF ANALYSIS/STATEMENTS

The District has provided documentation to support its request.

RECOMMENDATION

Approve the District's request for a refund of the 2016/2017 FY unused site assessment fee in the amount of \$29,183 and notify the State Controller's Office to refund the Annual Payment.

**Non-Conforming Buildings  
(Continued Use)**

REPORT OF THE EXECUTIVE OFFICER  
State Allocation Board Meeting, January 24, 2018

EXEMPTION FOR INDEPENDENT STUDY FACILITIES

PURPOSE OF REPORT

To present the Los Banos Unified School District's (District) request, as shown on the Attachment, for an exemption from the definition of "school buildings" for certain facilities used for independent study.

DESCRIPTION

The District operates an independent study program at facilities that are not located at a regular school site and is requesting an exemption from the definition of "school building," as described in Education Code (EC) Section 17283, for the facility.

EC Section 17289 authorizes any school district or county office of education to request an exemption from the State Allocation Board (Board) for a building or structure or portion of a building or structure used for independent study from the definition of "school buildings." These buildings do not have to meet the Field Act requirements but must comply with local health and safety standards.

The District has certified that it has satisfied the legal requirements under EC Section 17289 for the exemption.

AUTHORITY

EC Section 17283 states: " "School building" as used in this article means and includes any building used, or designed to be used, for elementary or secondary school purposes and constructed, reconstructed, altered, or added to, by the state or any city or city and county, or by any political subdivision or by any school district of any kind within the state, or by any regional occupational center or program created by or authorized to act by an agreement under joint exercise of power, or by the United States government, or any agency thereof."

EC Section 17289 states "In order to provide alternative, community-based educational opportunities through independent study, any school district or county office of education may request an exemption from the State Allocation Board for a building or structure, or portion of a building or structure, from the definition of "school buildings" within the meaning of Section 17283. The exemptions may be granted for no longer than two years and exemptions are renewable. An exemption may only be granted if the school district or county office of education demonstrates to the satisfaction of the State Allocation Board all of the following:

- (a) The building or structure, or portion of building or structure, satisfies all of the following:
  - (1) It is not located on a regular schoolsite.
  - (2) It complies with all applicable local building standards and all relevant local health and safety standards in the community in which it is located.
  - (3) It is used for independent study.
  - (4) It serves fewer than 25 pupils enrolled in kindergarten or any of the grades 1 to 12, inclusive, at any one time in the building or structure, or in a portion of a building or structure where the remainder of the building or structure is not used for instructional purposes.
- (b) The use of the building or structure is critical to providing an effective alternative, community-based program.
- (c) The use of other buildings or structures that would meet seismic safety standards for school facilities is not practical."

STAFF ANALYSIS/STATEMENTS

The District has provided certification that it has met the criteria as stated in EC Section 17289. An exemption has been requested for two years.

RECOMMENDATION

Approve the District's request for an exemption from the definition of "school buildings" for the site listed on the Attachment from January 1, 2018 through December 31, 2019.

ATTACHMENT

EXEMPTION FOR INDEPENDENT STUDY FACILITIES

Los Banos Unified School District  
(91/65755-00-000)

<u>Site</u>	<u>I.D. No.</u>
265 Mercey Springs Road, Suite C Los Banos, CA 93635	24-65755-0119073
265 Mercey Springs Road, Suite D Los Banos, CA 93635	24-65755-0119073
265 Mercey Springs Road, Suite G Los Banos, CA 93635	24-65755-0119073

REPORT OF THE EXECUTIVE OFFICER  
State Allocation Board Meeting, January 24, 2018

EXEMPTION FOR INDEPENDENT STUDY FACILITIES

PURPOSE OF REPORT

To correct the William S. Hart Union High School District's (District) request, as shown on the Attachment, for an exemption from the definition of "school buildings" for certain facilities used for independent study.

DESCRIPTION

The District operates an independent study program at a facility that is not located at a regular school site and is requesting an exemption from the definition of "school building," as described in Education Code (EC) Section 17283, for the facility.

EC Section 17289 authorizes any school district or county office of education to request an exemption from the State Allocation Board (Board) for a building or structure or portion of a building or structure used for independent study from the definition of "school buildings." These buildings do not have to meet the Field Act requirements but must comply with local health and safety standards.

The District has certified that it has satisfied the legal requirements under EC Section 17289 for the exemption.

AUTHORITY

EC Section 17283 states: " "School building" as used in this article means and includes any building used, or designed to be used, for elementary or secondary school purposes and constructed, reconstructed, altered, or added to, by the state or any city or city and county, or by any political subdivision or by any school district of any kind within the state, or by any regional occupational center or program created by or authorized to act by an agreement under joint exercise of power, or by the United States government, or any agency thereof."

EC Section 17289 states "In order to provide alternative, community-based educational opportunities through independent study, any school district or county office of education may request an exemption from the State Allocation Board for a building or structure, or portion of a building or structure, from the definition of "school buildings" within the meaning of Section 17283. The exemptions may be granted for no longer than two years and exemptions are renewable. An exemption may only be granted if the school district or county office of education demonstrates to the satisfaction of the State Allocation Board all of the following:

- (a) The building or structure, or portion of building or structure, satisfies all of the following:
  - (1) It is not located on a regular schoolsite.
  - (2) It complies with all applicable local building standards and all relevant local health and safety standards in the community in which it is located.
  - (3) It is used for independent study.
  - (4) It serves fewer than 25 pupils enrolled in kindergarten or any of the grades 1 to 12, inclusive, at any one time in the building or structure, or in a portion of a building or structure where the remainder of the building or structure is not used for instructional purposes.
- (b) The use of the building or structure is critical to providing an effective alternative, community-based program.
- (c) The use of other buildings or structures that would meet seismic safety standards for school facilities is not practical."

STAFF ANALYSIS/STATEMENTS

The District has provided certification that it has met the criteria as stated in EC Section 17289. At the December 2017 Board meeting Staff incorrectly stated that the District reported an exemption for one year. An exemption has been requested for two years. This Item is to correct the request.

RECOMMENDATION

Approve the District's request for an exemption from the definition of "school buildings" for the site listed on the Attachment from January 1, 2018 through December 31, 2019.

ATTACHMENT

EXEMPTION FOR INDEPENDENT STUDY FACILITIES

William S. Hart Union High School District  
(91/65136-00-000)

Site

I.D. No.

26320 Spirit Court  
Santa Clarita, CA 91350

19-65136



# Emergency Repair Program

REPORT OF THE EXECUTIVE OFFICER  
State Allocation Board Meeting, January 24, 2018

EMERGENCY REPAIR PROGRAM GRANT ADJUSTMENTS - SAVINGS

PURPOSE OF REPORT

To reduce grant apportionments for Emergency Repair Program (ERP) projects.

DESCRIPTION

The Local Educational Agencies (LEAs) listed on the Attachment have submitted the required *Expenditure Reports* (Form SAB 61-04) that indicate expenditures are less than the ERP funded grant (savings). In addition, any interest earned on the reported savings has been verified.

The Attachment includes two ERP applications that require adjustments.

AUTHORITY

California Code of Regulations (CCR) Title 2, Section 1859.330, states in part, that when expenditures have been determined to be less than the ERP funded grant, the apportionment for ERP funding should be reduced (adjusted) by the amount of the savings and any interest earned.

CCR Title 2, Section 1859.324.1(a), states in part, that when adjustments to apportionments are established, collection procedures must be initiated.

RECOMMENDATION

Reduce the grant apportionments by the savings and interest earned for the ERP applications listed on Attachment.

ATTACHMENT  
 EMERGENCY REPAIR PROGRAM - Grant Fund Adjustments - Accepting Payments of Savings  
 State Allocation Board Meeting - January 24, 2018

County	Local Educational Agency (LEA)	Site	Application Number	State Apportionment	Expenditures	Savings	Interest	Total funds to be returned to the state	Adjusted Apportionment
Santa Clara	East Side Union High	Lick (James) High	61/69427-00-0018	\$ 1,157,836.00	\$ 861,725.30	\$ 296,110.70	\$ 15,338.33	\$ 311,449.03	\$ 861,725.30
Santa Clara	Campbell Union Elementary	Blackford Elementary	61/69393-00-0001	\$ 233,879	\$ 190,439.92	\$ 43,439.08	\$ -	\$ 43,439.08	\$ 190,439.92
<b>Totals</b>				<b>\$ 1,052,165.22</b>	<b>\$ 339,549.78</b>	<b>\$ 339,549.78</b>	<b>\$ 15,338.33</b>	<b>\$ 354,888.11</b>	

REPORT OF THE EXECUTIVE OFFICER  
State Allocation Board Meeting, January 24, 2018

EMERGENCY REPAIR PROGRAM FUNDING

PURPOSE OF REPORT

To present Emergency Repair Program (ERP) funding applications for Apportionment.

DESCRIPTION

As of December 6, 2017, the State Allocation Board (Board) has apportioned \$797.7 million for funded projects. The Office of Public School Construction (OPSC) has received savings from previously funded projects. This item recommends the Board to approve Apportionments for the next applications in line.

AUTHORITY

ERP Regulation Section 1859.322. Emergency Repair Program Project Funding Order.

The Board shall make apportionments on a monthly basis for Grants in the order of receipt of an Accepted Application and for Grant Adjustments in the order of receipt of a complete Form SAB 61-04, as follows:

(a) If sufficient funding is available to provide funding to all applications presented that month, all applications will receive an Apportionment of the eligible costs.

(b) If funding is insufficient in any given month:

(1) Grants will be provided to each application on a prorated basis with the balance placed on the Unfunded List, unless the proration will result in funding less than 25 percent of the eligible project costs. The proration shall be determined by dividing the total funds available by the total eligible costs of all applications Ready for Apportionment. All Grant Adjustments will be placed on the Unfunded List.

(2) If the proration, as determined in (1) above, will be less than 25 percent of the eligible project costs, the Board shall provide Grant funding at 100 percent of the eligible project costs of the Grants based on date order received until funds are no longer available and the remaining Grant applications shall be placed on the Unfunded List. All Grant Adjustments will be placed on the Unfunded List.

(3) The Board will continue to accept and process applications for the purpose of developing an Unfunded List based on the order of receipt of the Accepted Applications.

When funds become available, projects on the Unfunded List will be apportioned in the order of date received. From available funds, Grants will be funded first and Grant Adjustments will be funded second. After an Apportionment has been made by the Board, funds will be released automatically by the OPSC. If local funds have been expended, the Apportionment must be used by the LEA [Local Educational Agency] to reimburse the special reserve fund and the original source of funds used to make the LEA expenditures for the ERP project.

Once all ERP funds have been depleted, any applications that have received a prorated Apportionment, a Grant, or a Grant Adjustment will be deemed a full and final Apportionment, any applications remaining fully unfunded on the Unfunded List will be returned to the LEA, and the Unfunded List shall be dissolved.

STAFF ANALYSIS / ATTACHMENT

ERP Regulation Section 1859.322 requires the Board to make apportionments on a monthly basis and provides for an unfunded list to be generated when there is insufficient funding in any given month. ERP Regulation Section 1859.322(b) further requires that if funding is insufficient in any given month Grants will be provided to each application on a prorated basis, unless the proration will result in funding less than 25 percent of the eligible project costs, with the balance placed on an Unfunded List. ERP Regulations further stipulate that when funds become available, projects on the Unfunded List, which includes applications that have been funded with prorated amounts, will be apportioned funds in the order of date received.

RECOMMENDATION

Apportion \$1,080,518 in ERP funds for six applications listed on the Attachment from Fund 3082-000.

**ATTACHMENT  
EMERGENCY REPAIR PROGRAM**  
State Allocation Board Meeting, January 24, 2018

County	Local Educational Agency (LEA)	Site	Application Number	Types of Projects	Apport. Type*	Apportionment	Admin Filing Fees (Included in total)
Fresno	Caruthers Unified	Caruthers Elementary	61/75598-00-0014	Paving(\$562,520);	g	\$562,520.00	\$ 5,000
Fresno	Caruthers Unified	Caruthers Elementary	61/75598-00-0015	HVAC(\$262,000);	g	\$262,000.00	\$ 5,000
Fresno	Caruthers Unified	Caruthers Elementary	61/75598-00-0016	Paving(\$91,509);	g	\$91,509.00	\$ 1,794
Fresno	Caruthers Unified	Caruthers Elementary	61/75598-00-0017	Storm Drainage(\$96,773);	g	\$96,773.00	\$ 1,898
				<b>Caruthers Unified Total State Apportionments</b>		<b>\$1,012,802.00</b>	
Kern	Bakersfield City Elementary	Garza (Ramon) Elementary	61/63321-00-0015	Graffiti Removal(\$29,800);	g	\$29,800.00	
				<b>Bakersfield City Elementary Total State Apportionments</b>		<b>\$29,800.00</b>	
San Diego	San Diego Unified	Mann Middle	61/68338-00-0296	Windows/Doors/Gates(\$7,988); HVAC(\$6,113); Fire Detection/Alarm and/or Sprinkler System(\$4,770); Electrical(\$4,264); Graffiti Removal(\$3,670); Flooring Systems(\$3,953); Ceiling System(\$2,528); Refrigerator/Freezer(\$2,413); Plumbing(\$1,881); Siding/Fences(\$215); Roofing(\$121);	e-r	\$37,916.00	
				<b>San Diego Unified Total State Apportionments</b>		<b>\$37,916.00</b>	
				<b>GRAND TOTAL</b>		<b>\$ 1,080,518</b>	

\*Application type 'g' identifies requests for grant funding for projects that have not been completed  
Application type 'e-r' identifies requests for reimbursement funding for projects that have been completed

# Facility Hardship / Rehabilitation Program

REPORT OF THE EXECUTIVE OFFICER  
State Allocation Board Meeting, January 24, 2018

<b>SCHOOL DISTRICT DATA</b>
-----------------------------

School District: .....FALLBROOK UNION ELEMENTARY	County:.....SAN DIEGO
Application Number:..... 51/68114-00-003	School Name:....MARY FAY PENDLETON ELEMENTARY
Total District Enrollment:.....5006	Project Grade Level:.....K-8
Financial Hardship:.....	.....NO

**PURPOSE OF REPORT**

Type of Request	State Allocation Board (Board) approval for placement on the Unfunded List (Lack of AB 55 Loans) for a School Facility Program (SFP) Facility Hardship Seismic Mitigation Program (SMP) Replacement project.
-----------------	--

Total Project Cost	\$1,479,668.00
--------------------	----------------

Cost to the State	\$739,834.00
-------------------	--------------

**DESCRIPTION**

Description of Health and Safety Threat	The emergency exit covered walkways at Mary Fay Pendleton Elementary school meets the definition of the Most Vulnerable Category 2 building type. The walkways were constructed in 1954, and total 3,710 square feet. In June 2016, a structural evaluation was performed by KPFF Consulting Engineers which identified seismic deficiencies. The Division of the State Architect (DSA) has concurred with the presence of the threat of a local or global collapse of the facility in the event of seismic activity, as outlined in the Eligibility Evaluation Report filed by the industry specialist.
---	--

Scope of Project	The scope of the project includes the removal and replacement of the emergency exit covered walkways.
------------------	---

Status of School Site	The District has not signed a construction contract. It is anticipated that the construction contract will be signed and the work will commence sometime next year.
-----------------------	---

**QUALIFYING CRITERIA**

Government/State Level Concurrence	DSA has approved the emergency exit covered walkways for SMP eligibility, and has also evaluated and approved the cost estimates for seismic mitigation work.
------------------------------------	---

Site Visit Completed by Staff	Yes.
-------------------------------	------

Staff Supports the District's Request	Yes.
---------------------------------------	------



AUTHORITY

See Attachment A.

RECOMMENDATIONS

1. Approve the District's request for placement on the Unfunded List (Lack of AB 55 Loans) for SMP Replacement funding for the emergency exit covered walkways at Mary Fay Pendleton Elementary School, pursuant to the SFP Regulation Section 1859.82, as provided on Attachment B.
2. Provide that the State portion of any and all savings which may be realized from the funding of this SMP Replacement project must be returned to the State.

## ATTACHMENT A

### AUTHORITY

Education Code (EC) Section 17075.10(a) states:

A school district may apply for hardship assistance in cases of extraordinary circumstances. Extraordinary circumstances may include, but are not limited to, the need to repair, reconstruct, or replace the most vulnerable school facilities that are identified as a Category 2 building, as defined in the report submitted pursuant to Section 17317, determined by the department to pose an unacceptable risk of injury to its occupants in the event of a seismic event.

SFP Regulation Section 1859.82 states, "A district is eligible for facility hardship funding to replace or construct new classrooms and related facilities if the district demonstrates there is an unmet need for pupil housing or the condition of the facilities, or the lack of facilities, is a threat to the health and safety of the pupils."

SFP Regulation Section 1859.82(a)(1) provides for Facility Hardship grant funding when:

The facilities are needed to ensure the health and safety of the pupils if the district can demonstrate to the satisfaction of the Board that the health and safety of the pupils is at risk. Factors to be considered by the Board shall include the close proximity to a major freeway, airport, electrical facility, high power transmission lines, dam, pipeline, industrial facility, adverse air quality emission or other health and safety risks, including structural deficiencies required by the DSA to be repaired, seismic mitigation of the Most Vulnerable Category 2 Buildings as verified by the DSA, traffic safety or because the pupils reside in remote areas of the district and transportation to existing facilities is not possible or poses a health and safety risk.

SFP Regulation Section (a)(1)(C) states,

The seismic mitigation projects must meet all of the following requirements:

1. The construction contract was executed on or after May 20, 2006;
2. The project funding provided shall be for the minimum work necessary to obtain DSA approval;
3. The building is designed for occupancy by students and staff; and
4. The DSA concurs with a report by a structural engineer, which identifies structural deficiencies that pose an unacceptable risk of injury to its occupants in a seismic event. If the unacceptable risk of injury is due to the presence of faulting, liquefaction or landslide, these hazards must be documented by a geologic hazards report prepared by an engineering geologist in accordance with California Building Code, Part 2, Chapter 18, section 1803A and with the concurrence of the California Geological Survey.

SFP Regulation Section 1859.82(a)(1)(A)(1) states,

If the total cost to remain in the classroom or related facility is 50 percent or less than the Current Replacement Cost, the district may qualify for either grant below, as applicable:

- a. Modernization Excessive Cost Hardship Grant for Rehabilitation Costs pursuant to Section 1859.83(e), or
- b. A grant not to exceed 50 percent of the cost estimate that has been reviewed and approved by the OPSC and approved by the Board for seismic repair.

SFP Regulation Section 1859.82(a)(1)(D) states, "Notwithstanding Sections 1859.93 and 1859.93.1, all applications for the seismic mitigation of the Most Vulnerable Category 2 Buildings shall be funded in the order of receipt of an Approved Application for funding."

**SCHOOL DISTRICT DATA**

**Application No:** 51/68114-00-003  
**School District:** Fallbrook Union Elementary

**County:** San Diego  
**School Name:** Mary Fay Pendleton Elementary

**PROJECT DATA**

**Type of Project:** Elementary School  
**K-6:**  
**7-8:**  
**9-12:**  
**Non-Severe:**  
**Severe:**  
**Application Filing Basis:** Site Specific  
**Number of Classrooms:** 52  
**Master Acres:** 20.4  
**Existing Acres:** 13.75  
**Proposed Acres:**  
**Recommended Acres:** 16.5  
**Facility Hardship (a):** Yes  
**Financial Hardship Requested:** No  
**Alternative Education School:** No  
**Addition to Existing Site:** No

**ADJUSTED GRANT DATA**

<b>Service Site</b>	\$	64,614.00
<b>Fac. Hardship Other</b>	3710 Sq. Ft.	675,220.00
<b>Total State Share (50%)</b>		739,834.00
<b>District Share (50%)</b>		739,834.00
<b>Total Project Cost</b>	<b>\$</b>	<b>1,479,668.00</b>

**PROJECT FINANCING**

**State Share**  
**This Project** \$ 739,834.00  
**District Share**  
**Cash Contribution** 739,834.00  
**Financial Hardship**  
**Total Project Cost** \$ 1,479,668.00

**HISTORY OF PROJECT COST AND APPORTIONMENT**

	Fund Code	Proposition	Previously Authorized	Authorized This Action	Unfunded Approval This Action
<b>State Share</b>					
<b>New Construction/Add. Grant</b>	957-505	1D	\$	\$ 739,834.00	\$ 739,834.00
<b>District Share</b>					
<b>Cash Contribution</b>				739,834.00	
<b>Total</b>			<u>\$</u>	<u>\$ 1,479,668.00</u>	<u>\$ 739,834.00</u>

**Funding Source: Proposition 1D Bonds/2006-Nov.**  
 Pursuant to the Board's action on March 11, 2009, this application has been approved and placed on the Unfunded List. This approval does not constitute a guarantee or commitment of future State funding.

The District shall ensure that it is in compliance with all applicable laws, regulations and certifications it made on the program forms.

Based on the Board's action on June 5, 2017, this project is subject to the Grant Agreement submittal pursuant to School Facility Program Regulation Section 1859.90.4.

The District is responsible for ensuring that the project is compliant with Prevailing Wage Monitoring and/or Labor Compliance Program requirements at the time construction contracts are executed and/or construction commenced.

REPORT OF THE EXECUTIVE OFFICER  
State Allocation Board Meeting, January 24, 2018

<b>SCHOOL DISTRICT DATA</b>
-----------------------------

School District: .....FORTUNA UNION HIGH    County:.....HUMBOLDT  
 Application Number:..... 58/62810-00-001    School Name:.....FORTUNA UNION HIGH  
 Total District Enrollment:.....1,105    Project Grade Level:.....9-12  
 Financial Hardship:.....NO

**PURPOSE OF REPORT**

Type of Request	State Allocation Board (Board) approval for placement on the Unfunded List (Lack of AB 55 Loans) for a School Facility Program (SFP) Facility Hardship Seismic Mitigation Program (SMP) Rehabilitation project.
Estimated Total Project Cost	\$5,426,222
Estimated Cost to the State	\$2,713,111

**DESCRIPTION**

Description of Health and Safety Threat	A Geologic Hazard and Geotechnical Report by SHN Consulting Engineers & Geologists, Inc., dated May 2013, revised on March 28, 2015 and May 18, 2015, identified the Damon (boy's) and Logan (girl's) gymnasiums and locker rooms at the Fortuna Union High School site as being "located within a seismically active area where ground motion presents a significant hazard" and classified the site as Site Class D.
Scope of Project	The project consists of seismic repair to the two gymnasium buildings including repair to the roofs, ceilings, walls, electrical and lighting systems, as well as some flooring. The locker rooms will also include work for new toilets, fixtures and plumbing.
Status of School Site	The building has been closed to occupancy of students and staff. The project is being bid in January 2018. Contracts will be awarded in February 2018 and construction is scheduled to begin in April of 2018.

**QUALIFYING CRITERIA**

Government/State Level Concurrence	DSA has approved the project for SMP eligibility, and has also evaluated and approved the cost estimates for seismic mitigation work.
Staff Supports the District's Request	Yes
Site Visit Completed by Staff	Staff accepted detailed reports from qualified firms and DSA concurrence in lieu of a site visit.

**AUTHORITY**

See Attachment A

RECOMMENDATIONS

1. Approve the District's request for an unfunded approval for rehabilitation funding to be contributed to the rehabilitation of the Damon and Logan gymnasiums and locker rooms at Fortuna Union High School, pursuant to the SFP Regulation Section 1859.83(e), as provided on the Attachment.
2. Provide that the State portion of any and all project savings realized from the funding of this SMP rehabilitation project must be returned to the State.

Education Code (EC) Section 17075.10(a) states:

A school district may apply for hardship assistance in cases of extraordinary circumstances. Extraordinary circumstances may include, but are not limited to, the need to repair, reconstruct, or replace the most vulnerable school facilities that are identified as a Category 2 building, as defined in the report submitted pursuant to Section 17317, determined by the department to pose an unacceptable risk of injury to its occupants in the event of a seismic event.

SFP Regulation Section 1859.82 states, "A district is eligible for facility hardship funding to replace or construct new classrooms and related facilities if the district demonstrates there is an unmet need for pupil housing or the condition of the facilities, or the lack of facilities, is a threat to the health and safety of the pupils."

SFP Regulation Section 1859.82(a)(1) provides for Facility Hardship grant funding when:

The facilities are needed to ensure the health and safety of the pupils if the district can demonstrate to the satisfaction of the Board that the health and safety of the pupils is at risk. Factors to be considered by the Board shall include the close proximity to a major freeway, airport, electrical facility, high power transmission lines, dam, pipeline, industrial facility, adverse air quality emission or other health and safety risks, including structural deficiencies required by the DSA to be repaired, seismic mitigation of the Most Vulnerable Category 2 Buildings as verified by the DSA, traffic safety or because the pupils reside in remote areas of the district and transportation to existing facilities is not possible or poses a health and safety risk.

SFP Regulation Section (a)(1)(C) states,

The seismic mitigation projects must meet all of the following requirements:

1. The construction contract was executed on or after May 20, 2006;
2. The project funding provided shall be for the minimum work necessary to obtain DSA approval;
3. The building is designed for occupancy by students and staff; and
4. The DSA concurs with a report by a structural engineer, which identifies structural deficiencies that pose an unacceptable risk of injury to its occupants in a seismic event. If the unacceptable risk of injury is due to the presence of faulting, liquefaction or landslide, these hazards must be documented by a geologic hazards report prepared by an engineering geologist in accordance with California Building Code, Part 2, Chapter 18, section 1803A and with the concurrence of the California Geological Survey.

SFP Regulation Section 1859.82(a)(1)(A)(1) states,

If the total cost to remain in the classroom or related facility is 50 percent or less than the Current Replacement Cost, the district may qualify for either grant below, as applicable:

- a. Modernization Excessive Cost Hardship Grant for Rehabilitation Costs pursuant to Section 1859.83(e),  
or
- b. A grant not to exceed 50 percent of the cost estimate that has been reviewed and approved by the OPSC and approved by the Board for seismic repair.

SFP Regulation Section 1859.82(a)(1)(D) states, "Notwithstanding Sections 1859.93 and 1859.93.1, all applications for the seismic mitigation of the Most Vulnerable Category 2 Buildings shall be funded in the order of receipt of an Approved Application for funding."

**SCHOOL DISTRICT DATA**

Application No: 58/62810-00-001 County: Humboldt  
 School District: Fortuna Union High School School Name: Fortuna Union High School

**PROJECT DATA**

Type of Project: High School Application Filing Basis: Site Specific  
 Pupils Assigned Under 50 Yrs: K-6:  
 7-8:  
 9-12:  
 Non-Severe:  
 Severe:  
 Financial Hardship Requested: No Recommended Acres:  
 Alternative Education School: No Existing Acres:

**ADJUSTED GRANT DATA**

Rehabilitation	\$ 2,709,490.00
Project Assistance	3,621.00
Total State Share (50%)	2,713,111.00
District Share (50%)	2,713,111.00
Total Project Cost	<u>\$ 5,426,222.00</u>

**PROJECT FINANCING**

<u>State Share</u>	
This Project	\$ 2,713,111.00
<u>District Share</u>	
Cash Contribution	2,713,111.00
Financial Hardship	
Total Project Cost	<u>\$ 5,426,222.00</u>

**HISTORY OF PROJECT COST AND APPORTIONMENT**

	Fund Code	Proposition	Previously Authorized	Authorized This Action	Unfunded Approval This Action
<u>State Share</u>					
Modernization/Additional Grant	957-505	1D	\$	\$ 2,713,111.00	\$ 2,713,111.00
<u>District Share</u>					
Cash Contribution				2,713,111.00	
Total			\$	<u>\$ 5,426,222.00</u>	<u>\$ 2,713,111.00</u>

**Funding Source: Proposition 1D Bonds/2006-Nov.**

Pursuant to the Board's action on March 11, 2009, this application has been approved and placed on the Unfunded List. This approval does not constitute a guarantee or commitment of future State funding.

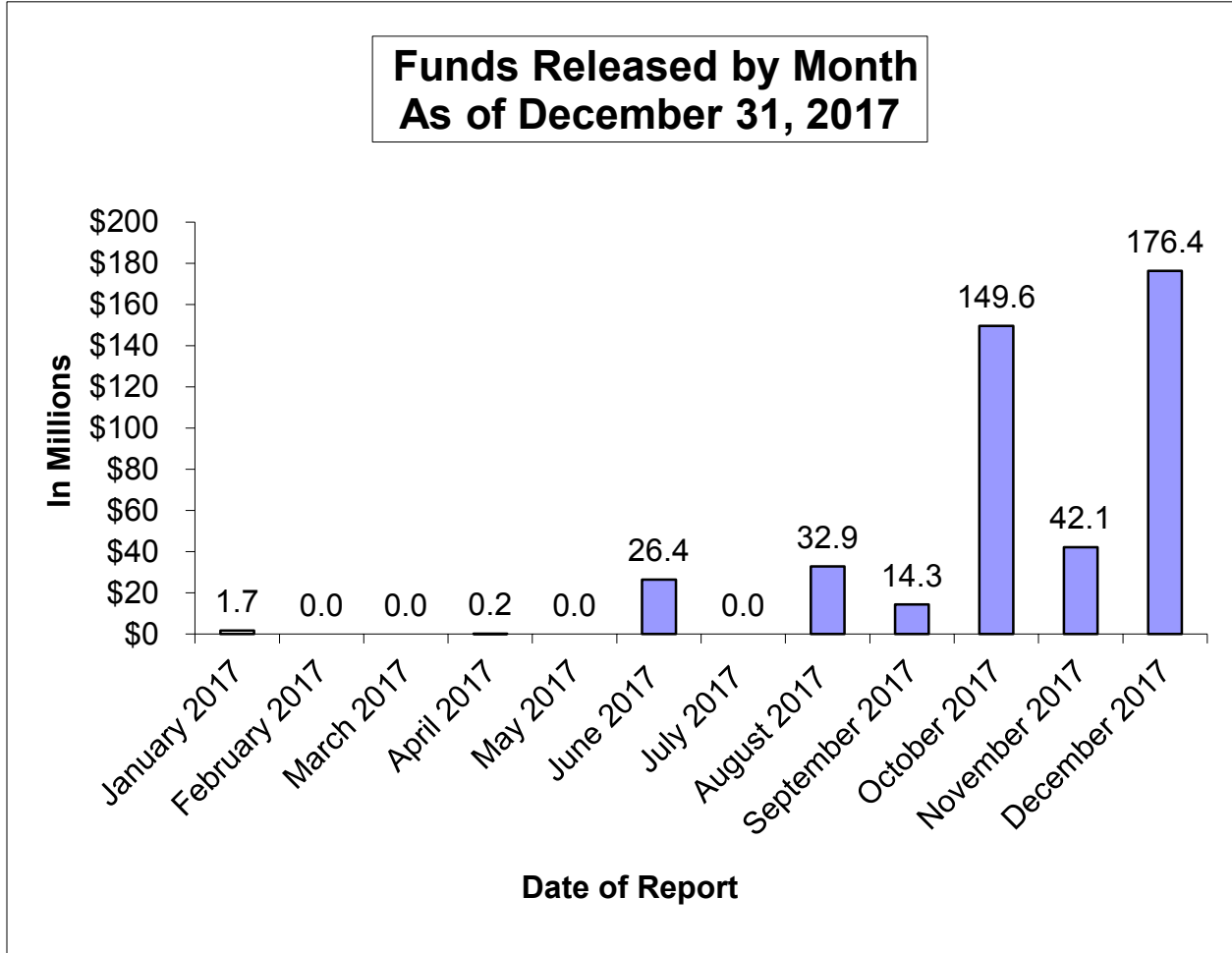
The school district is responsible for ensuring the project is compliant with all Prevailing Wage Monitoring and/or Labor Compliance Program requirements at the time construction contracts were executed and/or construction commenced.

The District shall ensure that it is in compliance with all applicable laws, regulations and certifications it made on the program forms.

Based on the Board's action on June 5, 2017, this project is subject to the Grant Agreement submittal pursuant to School Facility Program Regulation Section 1859.90.4.

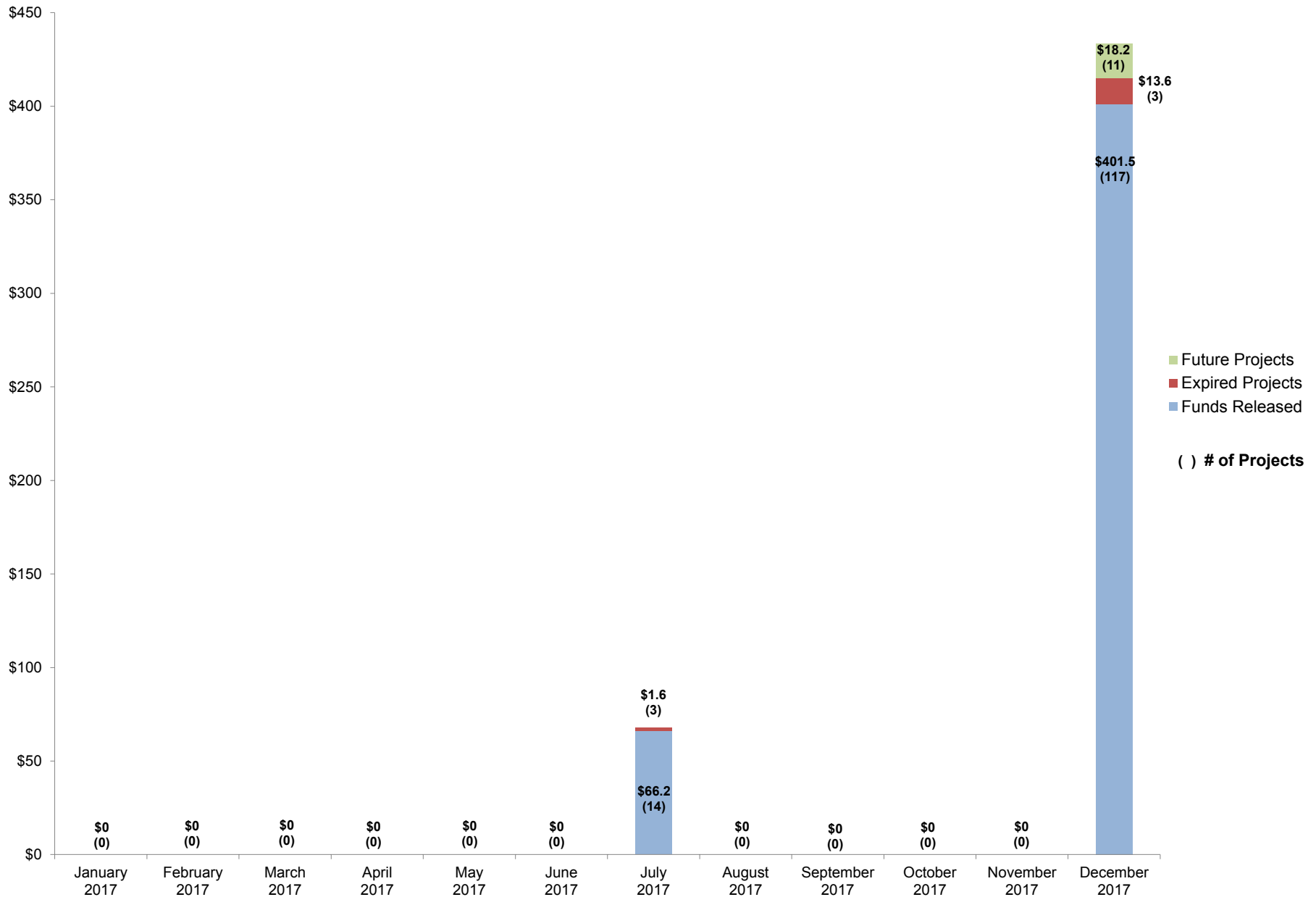
REPORT OF THE EXECUTIVE OFFICER  
State Allocation Board Meeting, January 24, 2018

STATUS OF FUND RELEASES





Status of School Facility Program Apportionments Set to Expire  
due to Time Limit on Fund Release, as of December 6, 2017 SAB  
(in millions of dollars)



\*There are 5 projects (51/62901-00-006, 51/62901-00-010, 51/62901-00-012, 50/62901-00-013, and 51/62901-00-014) for \$23.7 million that were apportioned at the 12/6/2017 SAB; the TLOFR date is 6/6/2019. These projects will be added to the TLOFR chart at a later date.

## SCHOOL FACILITY PROGRAM

Available Funds (in Millions) As of January 24, 2018

Program	Original Bond Allocation	Remaining Bond Authority as of December 6, 2017	Estimated Approvals for January 24, 2018	Special Items/PIF	Remaining Bond Authority as of January 24, 2018 (excludes Unfunded Approvals)	Accumulated Unfunded Approvals as of December 6, 2017	Estimated Unfunded Approvals for January 24, 2018	Special Items/PIF	Remaining Bond Authority as of January 24, 2018 (includes Unfunded Approvals)
<b>Prop. 51 - \$7 Billion - November 2016</b>									
New Construction	\$3,000.0	\$2,797.4			\$2,797.4	-\$93.2	-\$4.8		\$2,699.4
Modernization	3,000.0	2,819.1			2,819.1	-94.3			2,724.8
Career Technical Education	500.0	500.0			500.0				500.0
Charter School	500.0	500.0			500.0				500.0
<b>SUBTOTAL</b>	<b>\$7,000.0</b>	<b>\$6,616.5</b>	<b>\$0.0</b>	<b>\$0.0</b>	<b>\$6,616.5</b> <sup>A</sup>	<b>-\$187.5</b>	<b>-\$4.8</b>	<b>\$0.0</b>	<b>\$6,424.2</b>

<b>Prop. 1D - \$7.3 Billion - November 2006</b>									
New Construction	\$1,900.0	\$4.9			\$4.9	-\$2.3			\$2.6 <sup>F</sup>
Seismic Repair		20.0			20.0	-13.1	-\$2.7		4.2
Modernization	3,300.0	6.5			6.5	-1.5			5.0
Career Technical Education	500.0	8.3			8.3				8.3 <sup>F</sup>
High Performance Schools	100.0	0.0			0.0				0.0
Overcrowding Relief	1,000.0	11.4			11.4				11.4
Charter School	500.0	146.0	\$2.4		148.4	-104.7			43.7 <sup>F</sup>
Joint Use	57.5 <sup>B</sup>	0.0			0.0				0.0
<b>SUBTOTAL</b>	<b>\$7,357.5</b>	<b>\$197.1</b>	<b>\$2.4</b>	<b>\$0.0</b>	<b>\$199.5</b> <sup>A</sup>	<b>-\$121.6</b>	<b>-\$2.7</b>	<b>\$0.0</b>	<b>\$75.2</b>

<b>Prop. 55 - \$10 Billion - March 2004</b>									
New Construction	\$4,965.8 <sup>C</sup>	\$7.3 <sup>D</sup>	\$0.3		\$7.6	-\$5.7			\$1.9 <sup>F</sup>
Modernization	2,250.0	0.1			0.1	-0.1			0.0
Critically Overcrowded Schools	2,440.0	0.2			0.2				0.2 <sup>F</sup>
Charter School	300.0	14.2	0.4		14.6	-11.0			3.6 <sup>F</sup>
Joint Use	66.7 <sup>E</sup>	0.0			0.0				0.0
<b>SUBTOTAL</b>	<b>\$10,022.5</b>	<b>\$21.8</b>	<b>\$0.7</b>	<b>\$0.0</b>	<b>\$22.5</b> <sup>A</sup>	<b>-\$16.8</b>	<b>\$0.0</b>	<b>\$0.0</b>	<b>\$5.7</b>
<b>TOTAL PAGE 1</b>	<b>\$24,380.0</b>	<b>\$6,835.4</b>	<b>\$3.1</b>	<b>\$0.0</b>	<b>\$6,838.5</b>	<b>-\$325.9</b>	<b>-\$7.5</b>	<b>\$0.0</b>	<b>\$6,505.1</b>

A Balance of bonding authority excludes unfunded approvals.

B The original bond allocation of \$29 million augmented by \$21 million from Prior Bond Funds to Joint Use at the 06/27/07 SAB meeting and \$7.5 million at the 7/23/08 SAB meeting pursuant to Assembly Bill 127, Chapter 35, Statutes of 2006 (Perata/Nunez).

C The original bond allocation of \$4,960,000,000 augmented by \$5,831,911 from Prior Bonds at the 10/6/2010 SAB meeting.

D It includes the transfer of Critically Overcrowded School Facilities Program Funds to New Construction (transfers in Prop. 55 includes: \$268.8 million approved at the 1/25/2006 SAB meeting, \$318.3 million approved at the 9/23/2009 SAB meeting, \$225 million approved at the 8/4/2010 SAB meeting, \$211.7 million approved at the 12/15/2010 SAB meeting, \$145 million at the 4/25/2012 SAB meeting, \$30.4 million after the 3/20/2013 SAB meeting, and \$32,297 after the 3/26/2014 SAB meeting per SFP Regulation Sections 1859.154 (c)).

E Original bond allocation of \$50,000,000 augmented by \$15,547,233 from the State School Building Aid Fund at the 2/28/2007 SAB meeting and by \$1,232,224 from Prior Bonds at the 10/6/2010 SAB meeting.

F Total authority is not available at this time. There are outstanding accounts receivables of \$970,421 for New Construction, \$1,013,210 for Career Tech Education, and \$2,410,016 for Charter in Proposition 1D; \$283,182 for New Construction, \$170,605 for Critically Overcrowded Schools, and \$1,569,872 for Charter in Proposition 55.

## SCHOOL FACILITY PROGRAM

Available Funds (in Millions) As of January 24, 2018

Program	Original Bond Allocation	Remaining Bond Authority as of December 6, 2017	Estimated Approvals for January 24, 2018	Special Items/PIF	Remaining Bond Authority as of January 24, 2018 (excludes Unfunded Approvals)	Accumulated Unfunded Approvals as of December 6, 2017	Estimated Unfunded Approvals for January 24, 2018	Special Items/PIF	Remaining Bond Authority as of January 24, 2018 (includes Unfunded Approvals)
<b>Prop. 47 - \$11.4 Billion - November 2002</b>									
New Construction	\$6,250.0	\$2.1 <sup>C</sup>			\$2.1	-\$0.1			\$2.0
Modernization	3,300.0	0.0			0.0				0.0
Critically Overcrowded Schools	1,700.0	0.0			0.0				0.0
Charter School	100.0	0.4			0.4				0.4
Joint Use	50.0	0.0			0.0				0.0
<b>SUBTOTAL</b>	<b>\$11,400.0</b>	<b>\$2.5</b>	<b>\$0.0</b>	<b>\$0.0</b>	<b>\$2.5 <sup>A</sup></b>	<b>-\$0.1</b>	<b>\$0.0</b>	<b>\$0.0</b>	<b>\$2.4</b>
<b>Prop. 1A - \$6.7 Billion - November 1998</b>									
New Construction	\$2,900.0	\$0.0			\$0.0				\$0.0
Modernization	2,100.0	0.0			0.0				0.0
Hardship	1,000.0	0.5			0.5	-\$0.2			0.3
Class Size Reduction	700.0	0.0			0.0				0.0
<b>SUBTOTAL</b>	<b>\$6,700.0</b>	<b>\$0.5</b>	<b>\$0.0</b>	<b>\$0.0</b>	<b>\$0.5 <sup>A</sup></b>	<b>-\$0.2</b>	<b>\$0.0</b>	<b>\$0.0</b>	<b>\$0.3</b>
<b>TOTAL PAGE 2</b>	<b>\$18,100.0</b>	<b>\$3.0</b>	<b>\$0.0</b>	<b>\$0.0</b>	<b>\$3.0</b>	<b>-\$0.3</b>	<b>\$0.0</b>	<b>\$0.0</b>	<b>\$2.7</b>
<b>TOTAL FROM PAGE 1</b>	<b>\$24,380.0</b>	<b>\$6,835.4</b>	<b>\$3.1</b>	<b>\$0.0</b>	<b>\$6,838.5</b>	<b>-\$325.9</b>	<b>-\$7.5</b>	<b>\$0.0</b>	<b>\$6,505.1</b>
<b>GRAND TOTAL</b>	<b>\$42,480.0</b>	<b>\$6,838.4</b>	<b>\$3.1</b>	<b>\$0.0</b>	<b>\$6,841.5</b>	<b>-\$326.2</b>	<b>-\$7.5</b>	<b>\$0.0</b>	<b>\$6,507.8</b>

## NEEDS ASSESSMENT/EMERGENCY REPAIR PROGRAM

Program	Appropriation	Remaining Settlement as of December 6, 2017	Estimated Approvals for January 24, 2018	Special Items	Remaining Settlement as of January 24, 2018 (excludes Unfunded Approvals)	Accumulated Unfunded Approvals as of December 6, 2017	Estimated Unfunded Approvals for January 24, 2018	Special Items	Remaining Settlement as of January 24, 2018
<b>SB 6, Chapter 899, Statutes of 2004</b>									
Needs Assessment Program (SFNAGP)	\$2.5	\$0.0			\$0.0				\$0.0
Emergency Repair Program (ERP)	800.0	2.4	-\$0.7		1.7				1.7 <sup>D</sup>
<b>TOTAL</b>	<b>\$802.5</b>	<b>\$2.4</b>	<b>-\$0.7</b>	<b>\$0.0</b>	<b>\$1.7 <sup>B</sup></b>	<b>\$0.0</b>	<b>\$0.0</b>	<b>\$0.0</b>	<b>\$1.7</b>

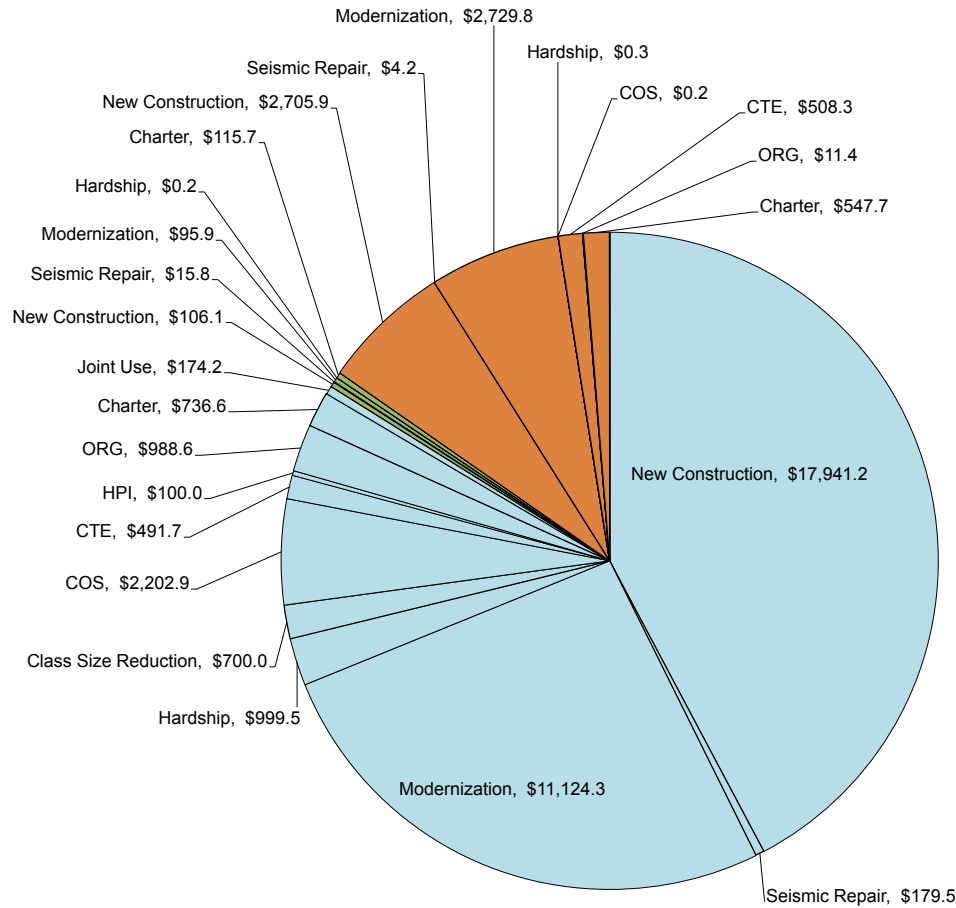
<sup>A</sup> Balance of bonding authority excludes unfunded approvals.

<sup>B</sup> Balance of settlement authority excludes unfunded approvals.

<sup>C</sup> It includes the transfer of Critically Overcrowded School Facilities Program Funds to New Construction (transfer in Prop. 47 includes: \$700 million approved at the 3/25/2009 SAB meeting, \$68.1 million approved at the 9/23/2009 SAB meeting, and \$58,644 after the 3/26/2014 SAB meeting per SFP Regulation Section 1859.154 (c)).

<sup>D</sup> Total authority is not available at this time. There are outstanding account receivables of \$1,341,555.36 in ERP.

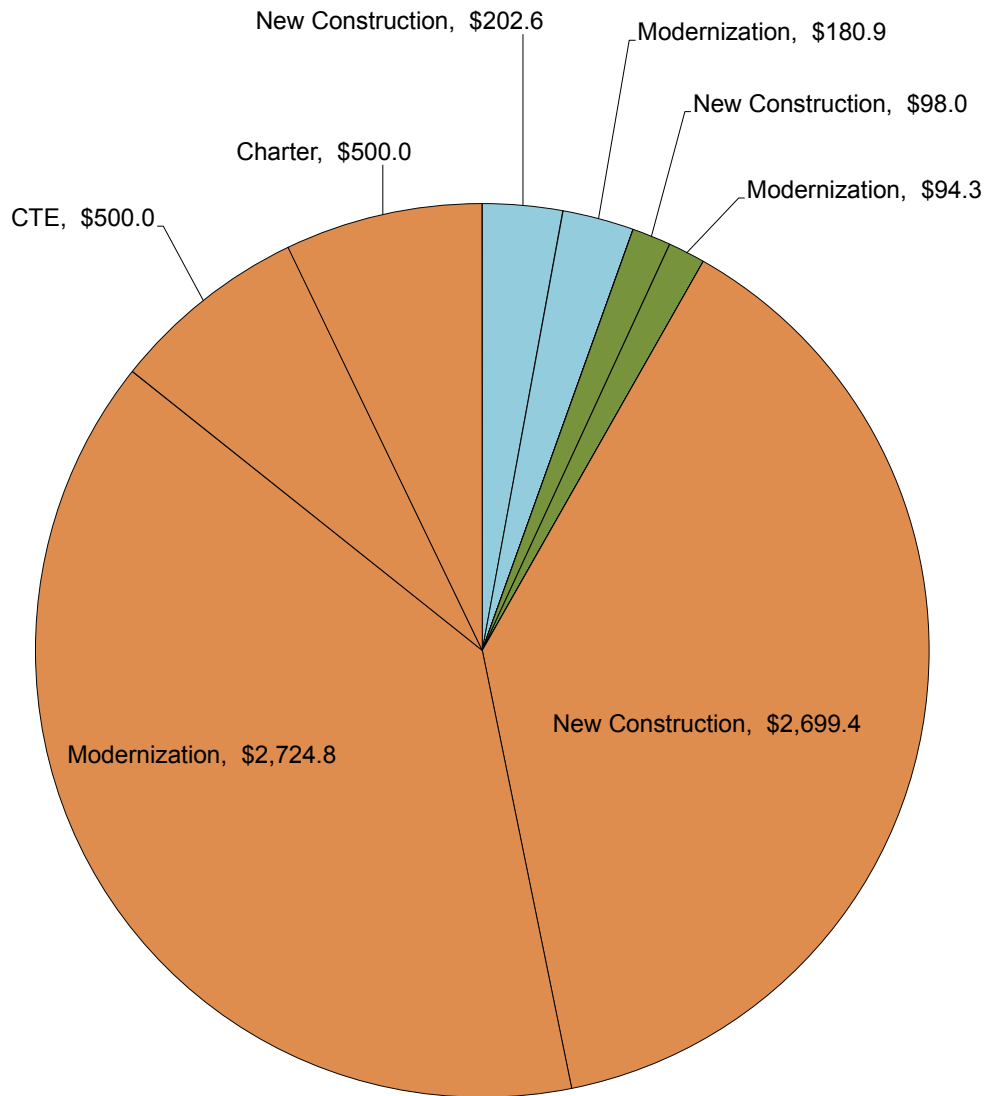
# Proposition 51, 1D, 55, 47, and 1A Bond Authority - \$42.480 billion (in millions)



Proposition 51, 1D, 55, 47, and 1A Totals		
New Construction*	\$	17,941.2
Seismic Repair	\$	179.5
Modernization	\$	11,124.3
Hardship	\$	999.5
Class Size Reduction	\$	700.0
COS	\$	2,202.9
CTE	\$	491.7
HPI	\$	100.0
ORG	\$	988.6
Charter	\$	736.6
Joint Use	\$	174.2
<b>Apportioned</b>	<b>\$</b>	<b>35,638.5</b>
		<b>83.9%</b>
New Construction	\$	106.1
Seismic Repair	\$	15.8
Modernization	\$	95.9
Hardship	\$	0.2
Class Size Reduction	\$	-
COS	\$	-
CTE	\$	-
HPI	\$	-
ORG	\$	-
Charter	\$	115.7
Joint Use	\$	-
<b>Unfunded Approvals</b>	<b>\$</b>	<b>333.7</b>
		<b>0.8%</b>
New Construction	\$	2,705.9
Seismic Repair	\$	4.2
Modernization	\$	2,729.8
Hardship	\$	0.3
Class Size Reduction	\$	-
COS	\$	0.2
CTE	\$	508.3
HPI	\$	-
ORG	\$	11.4
Charter	\$	547.7
Joint Use	\$	-
<b>Remaining Bond Authority</b>	<b>\$</b>	<b>6,507.8</b>
		<b>15.3%</b>
<b>Grand Total</b>	<b>\$</b>	<b>42,480</b>
		<b>100.0%</b>

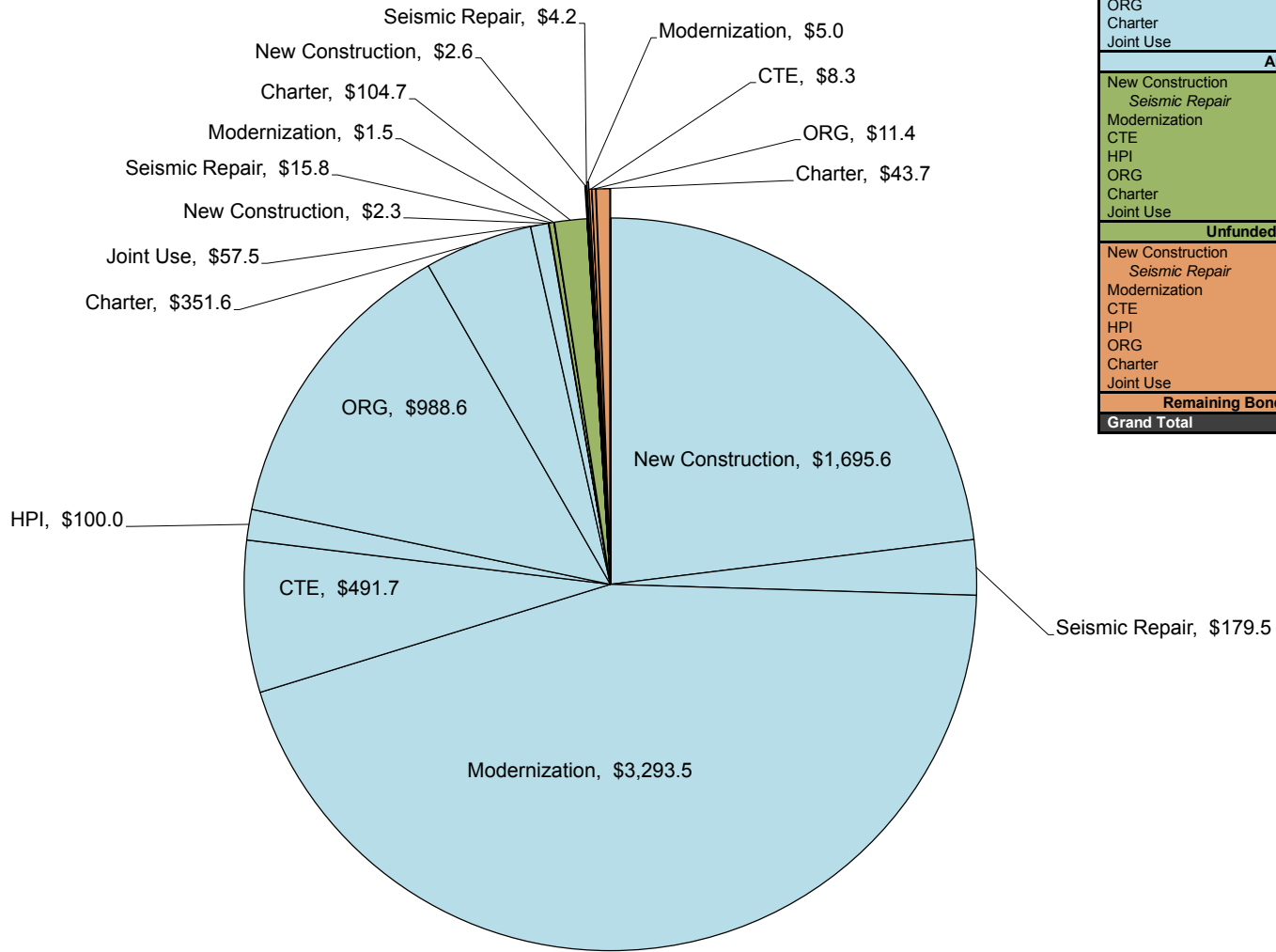
\*Includes Energy Efficiency, Small High Schools, Seismic Repair, and the transfer of Critically Overcrowded School Facilities Program Funds to New Construction (\$700 million and \$68.1 million from Prop. 47; \$268.8 million, \$318.3 million, \$225 million, \$211.7 million, \$145 million, and \$30.4 million from Prop. 55). Also, Prop 55 includes \$5.8 million from the Lease Purchase Program on October 6, 2010.

# Proposition 51 Bond Authority - \$7.000 billion (in millions)



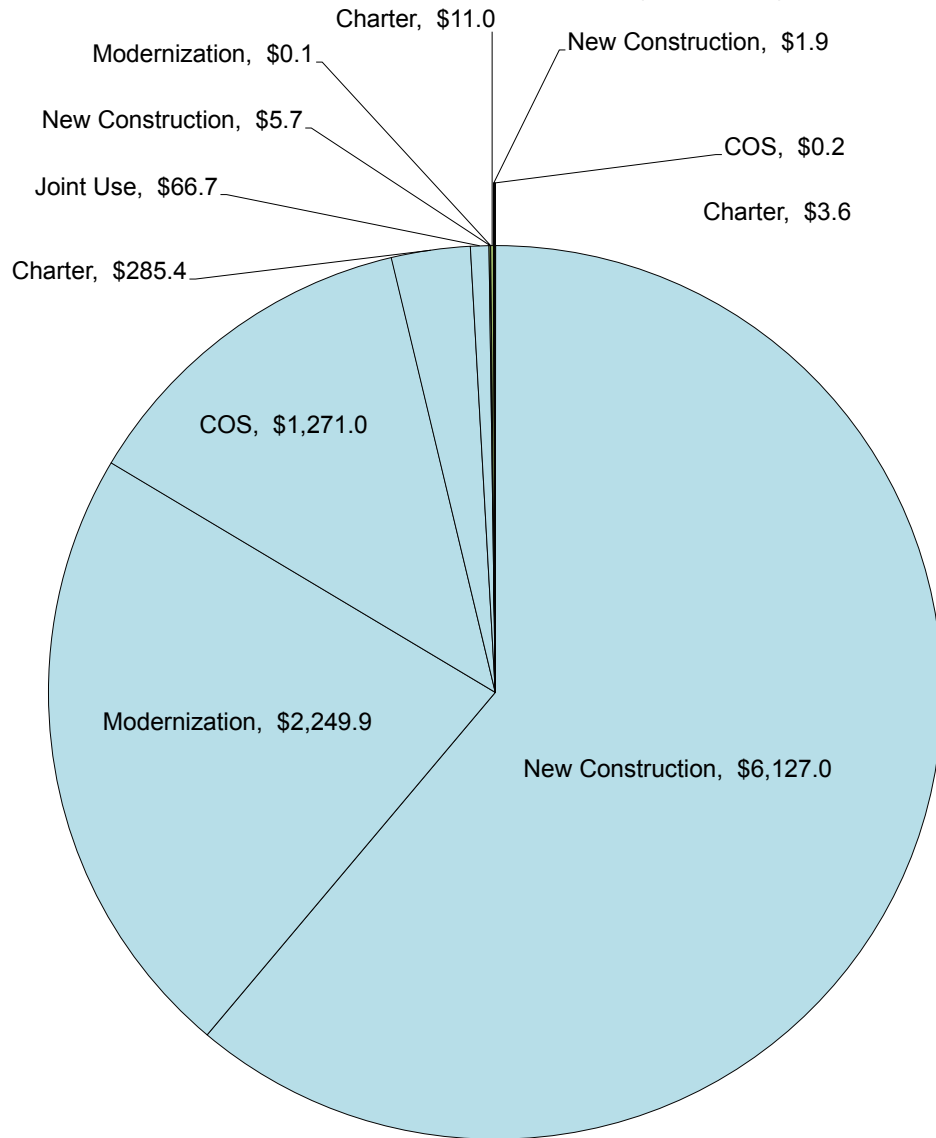
Proposition 51 Totals		
New Construction	\$ 202.6	
Modernization	\$ 180.9	
CTE	\$ -	
Charter	\$ -	
<b>Apportioned</b>	<b>\$ 383.5</b>	<b>5.5%</b>
New Construction	\$ 98.0	
Modernization	\$ 94.3	
CTE	\$ -	
Charter	\$ -	
<b>Unfunded Approvals</b>	<b>\$ 192.3</b>	<b>2.7%</b>
New Construction	\$ 2,699.4	
Modernization	\$ 2,724.8	
CTE	\$ 500.0	
Charter	\$ 500.0	
<b>Remaining Bond Authority</b>	<b>\$ 6,424.2</b>	<b>91.8%</b>
<b>Grand Total</b>	<b>\$ 7,000</b>	<b>100.0%</b>

# Proposition 1D Bond Authority - \$7.358 billion (in millions)



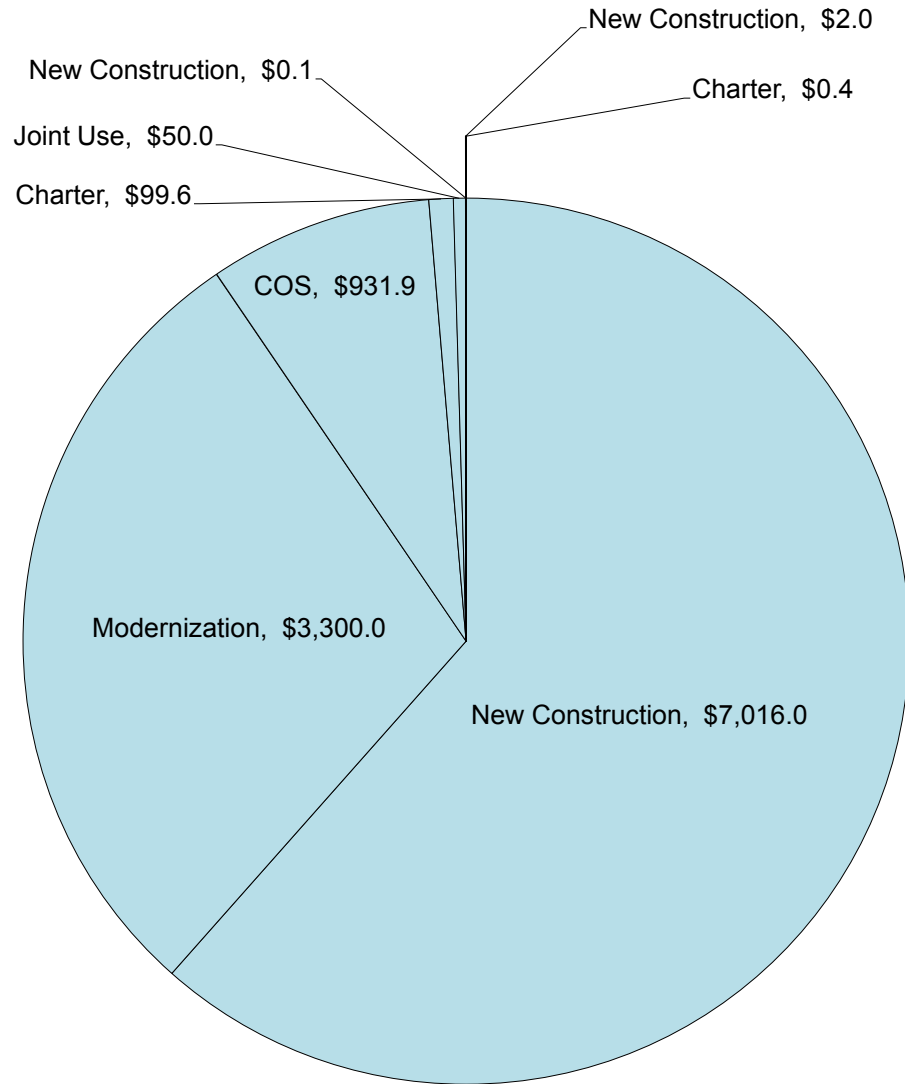
Proposition 1D Totals		
New Construction	\$	1,695.6
<i>Seismic Repair</i>	\$	179.5
Modernization	\$	3,293.5
CTE	\$	491.7
HPI	\$	100.0
ORG	\$	988.6
Charter	\$	351.6
Joint Use	\$	57.5
<b>Apportioned</b>	<b>\$</b>	<b>7,158.0</b>
		<b>97.3%</b>
New Construction	\$	2.3
<i>Seismic Repair</i>	\$	15.8
Modernization	\$	1.5
CTE	\$	-
HPI	\$	-
ORG	\$	-
Charter	\$	104.7
Joint Use	\$	-
<b>Unfunded Approvals</b>	<b>\$</b>	<b>124.3</b>
		<b>1.7%</b>
New Construction	\$	2.6
<i>Seismic Repair</i>	\$	4.2
Modernization	\$	5.0
CTE	\$	8.3
HPI	\$	-
ORG	\$	11.4
Charter	\$	43.7
Joint Use	\$	-
<b>Remaining Bond Authority</b>	<b>\$</b>	<b>75.2</b>
		<b>1.0%</b>
<b>Grand Total</b>	<b>\$</b>	<b>7,358</b>
		<b>100.0%</b>

# Proposition 55 Bond Authority - \$10.023 billion (in millions)



Proposition 55 Totals		
New Construction	\$ 6,127.0	
Modernization	\$ 2,249.9	
COS	\$ 1,271.0	
Charter	\$ 285.4	
Joint Use	\$ 66.7	
<b>Apportioned</b>	<b>\$ 10,000.0</b>	<b>99.8%</b>
New Construction	\$ 5.7	
Modernization	\$ 0.1	
COS	\$ -	
Charter	\$ 11.0	
Joint Use	\$ -	
<b>Unfunded Approvals</b>	<b>\$ 16.8</b>	<b>0.2%</b>
New Construction	\$ 1.9	
Modernization	\$ -	
COS	\$ 0.2	
Charter	\$ 3.6	
Joint Use	\$ -	
<b>Remaining Bond Authority</b>	<b>\$ 5.7</b>	<b>0.1%</b>
<b>Grand Total</b>	<b>\$ 10,023</b>	<b>100.0%</b>

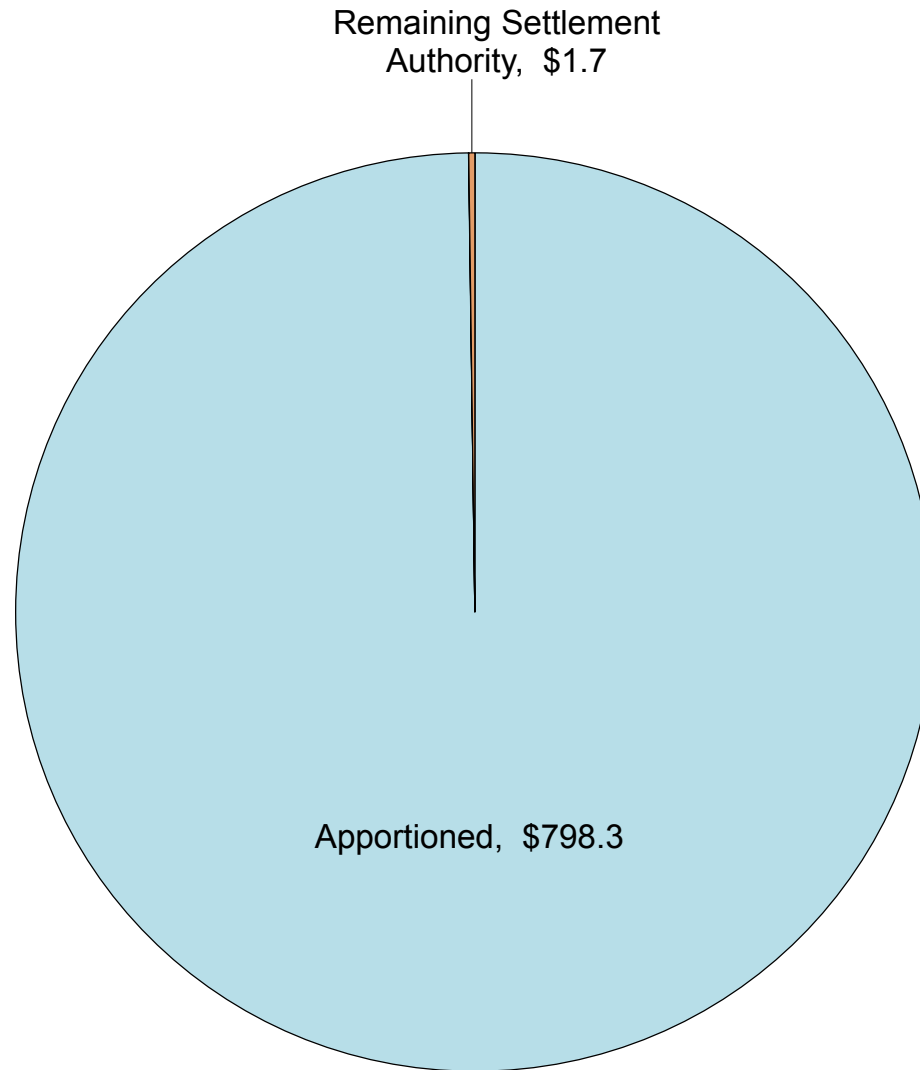
# Proposition 47 Bond Authority - \$11.400 billion (in millions)



Proposition 47 Totals		
New Construction	\$ 7,016.0	
Modernization	\$ 3,300.0	
COS	\$ 931.9	
Charter	\$ 99.6	
Joint Use	\$ 50.0	
<b>Apportioned</b>	<b>\$ 11,397.5</b>	<b>100.0%</b>
New Construction	\$ 0.1	
Modernization	\$ -	
COS	\$ -	
Charter	\$ -	
Joint Use	\$ -	
<b>Unfunded Approvals</b>	<b>\$ 0.1</b>	<b>0.0%</b>
New Construction	\$ 2.0	
Modernization	\$ -	
COS	\$ -	
Charter	\$ 0.4	
Joint Use	\$ -	
<b>Remaining Bond Authority</b>	<b>\$ 2.4</b>	<b>0.0%</b>
<b>Grand Total</b>	<b>\$ 11,400</b>	<b>100.0%</b>

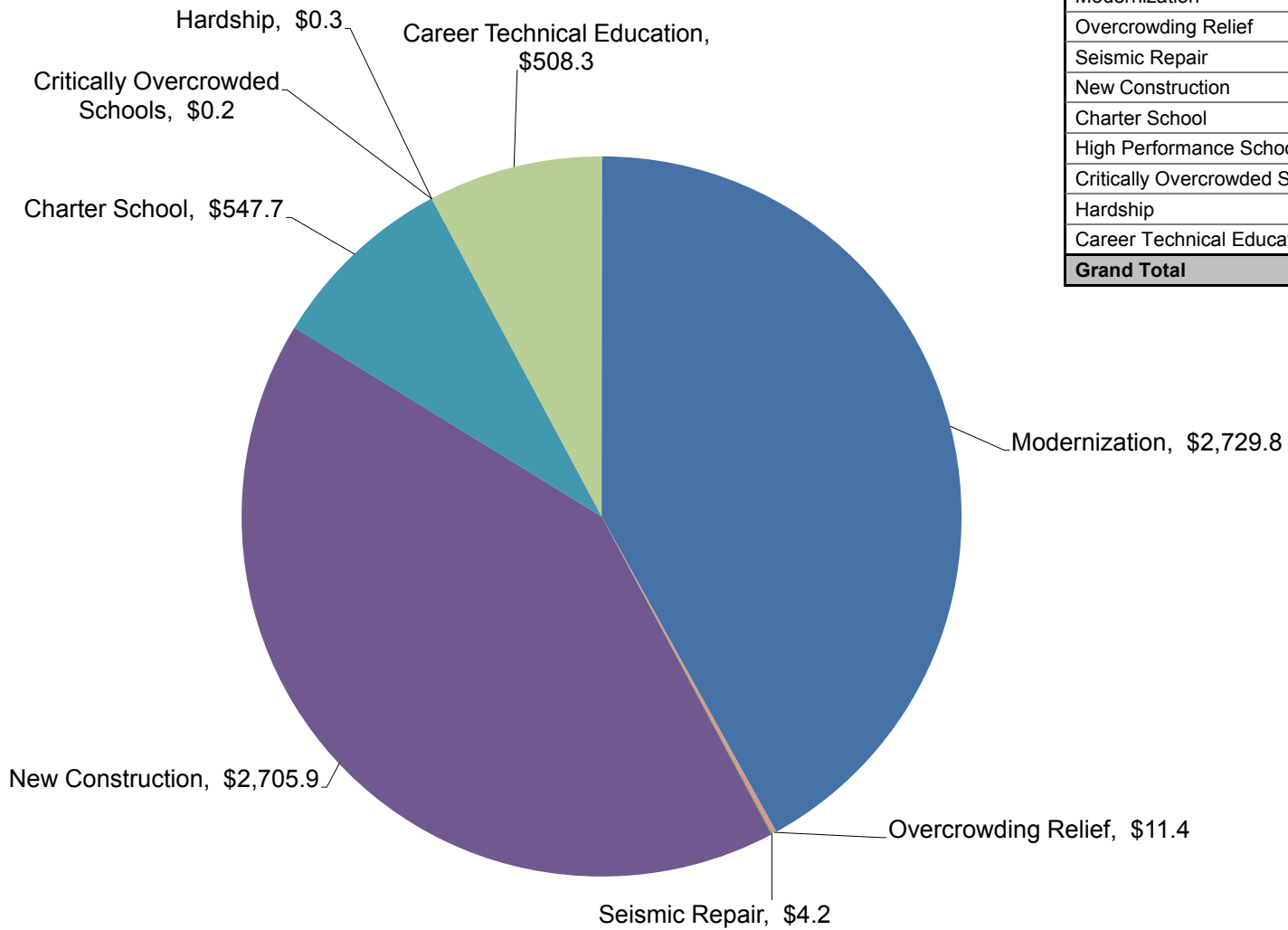


# Emergency Repair Program Settlement Authority - \$800 million



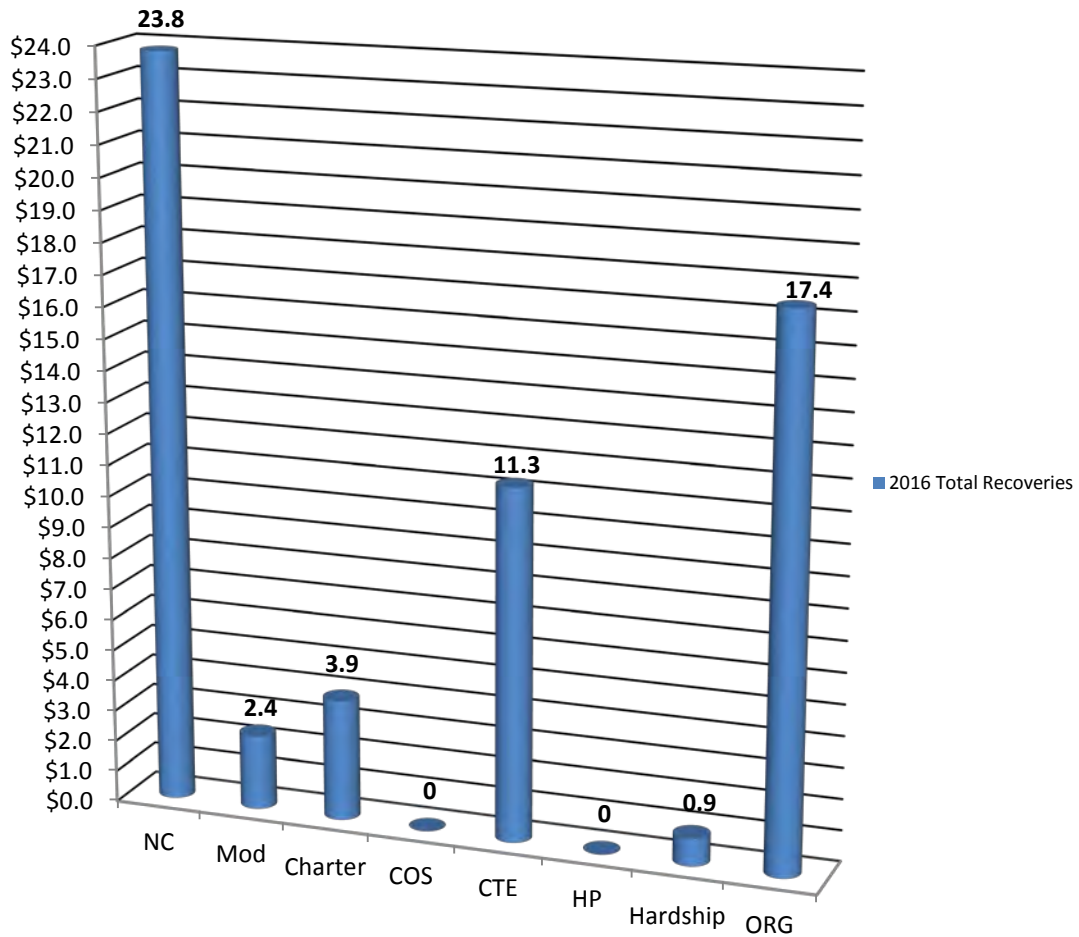
# Remaining Bond Authority - \$6,507.8 million

(by program, in millions)  
As of January 24, 2018



Remaining Bond Authority (in millions)	
Modernization	\$ 2,729.8
Overcrowding Relief	\$ 11.4
Seismic Repair	\$ 4.2
New Construction	\$ 2,705.9
Charter School	\$ 547.7
High Performance Schools	\$ -
Critically Overcrowded Schools	\$ 0.2
Hardship	\$ 0.3
Career Technical Education	\$ 508.3
<b>Grand Total</b>	<b>\$ 6,507.8</b>

**Fund Recoveries\* – 2016**  
(Totals represented in millions of dollars)

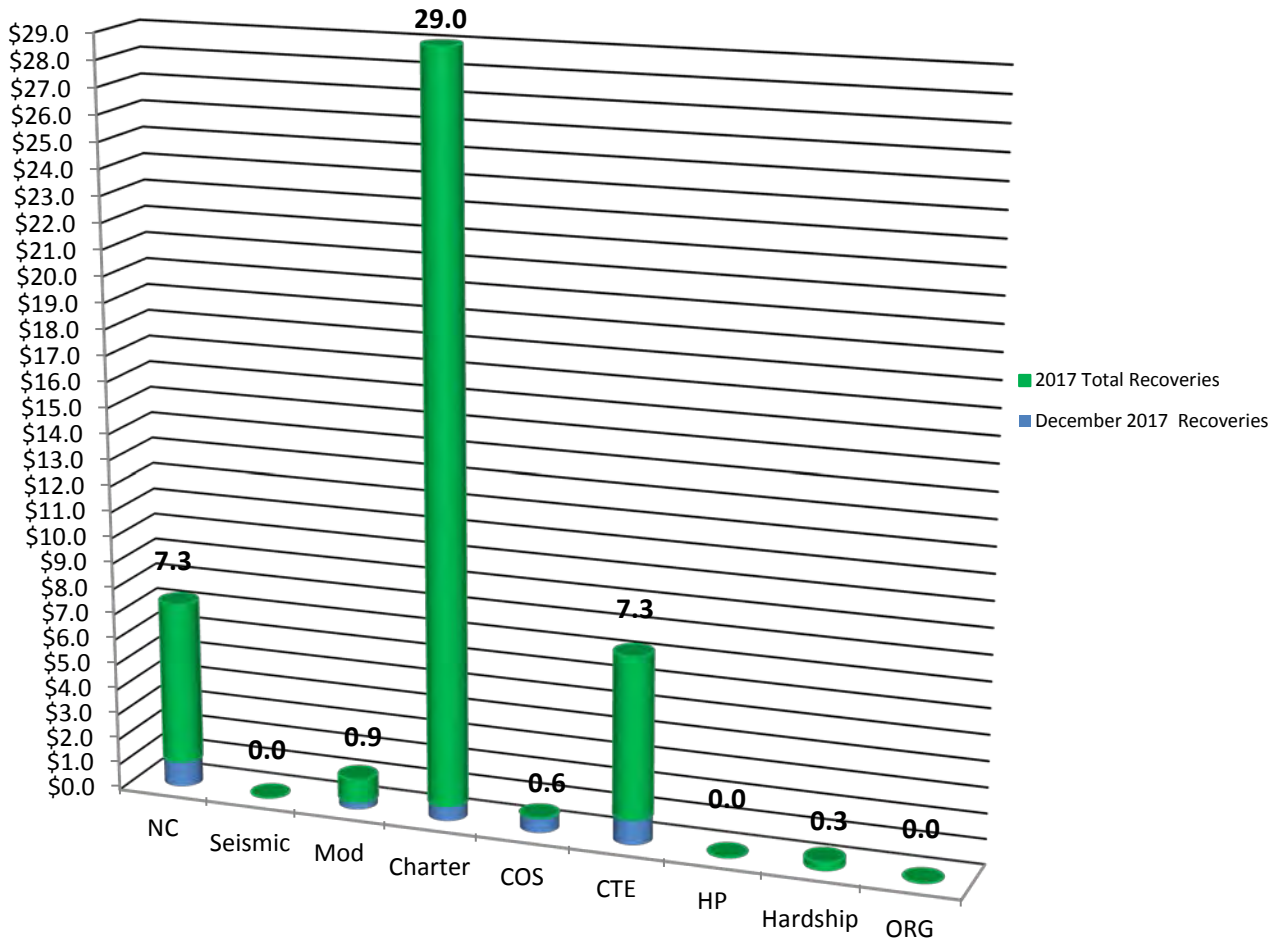


	2016 Totals**
NC	\$23,793,978
Modernization	\$2,435,860
Charter	\$3,874,873
COS	\$0
CTE	\$11,301,630
HP	\$0
Hardship	\$931,212
ORG	\$17,364,574
<b>Total</b>	<b>\$59,702,127</b>

\*Includes bond proceeds returned (authority may not be available) to the program through reductions to cost incurred, close-outs, loan repayments, rescissions and special education local plan area transfers.

\*\* 2016 Totals does not reflect any reallocation of authority. For current availability of bond authority, see Status of Funds.

**Fund Recoveries\* – as of December 31, 2017 SAB**  
(Totals represented in millions of dollars)



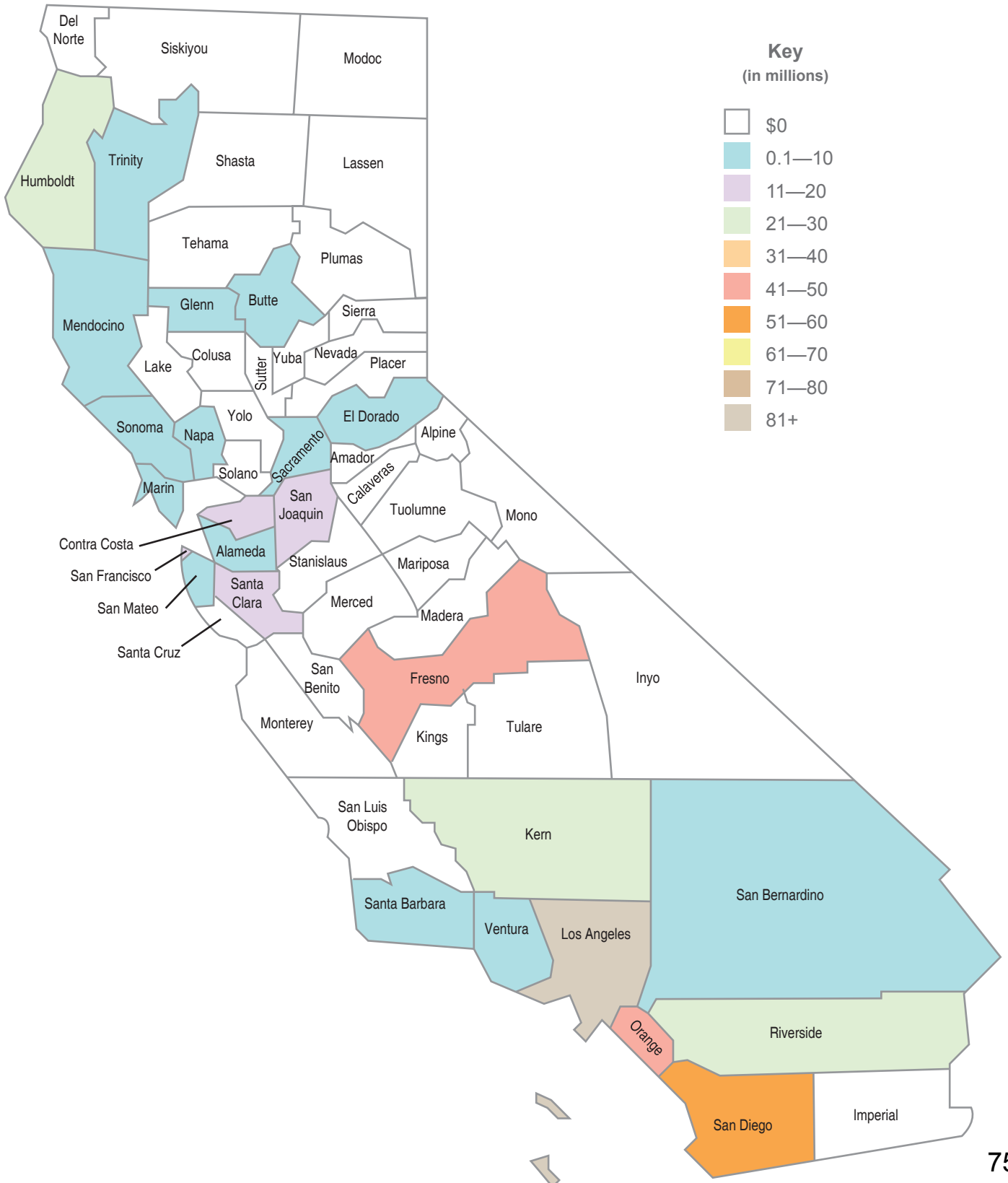
December 2017	1A	47	55	1D	51	December Totals	2017 Totals**
NC	\$0	\$0	\$122	\$970,421	\$0	\$970,543	\$7,255,771
Seismic	\$0	\$0	\$0	\$0	\$0	\$0	\$0
Modernization	\$0	\$0	\$0	\$0	\$0	\$0	\$923,279
Charter	\$0	\$0	\$376,991	\$231,563	\$0	\$608,554	\$28,973,242
COS	\$0	\$380,127	\$170,605	\$0	\$0	\$550,732	\$556,835
CTE	\$0	\$0	\$0	\$1,004,713	\$0	\$1,004,713	\$7,347,780
HP	\$0	\$0	\$0	\$0	\$0	\$0	\$0
Hardship	\$0	\$0	\$0	\$0	\$0	\$0	\$251,798
ORG	\$0	\$0	\$0	\$0	\$0	\$0	\$702
<b>Total</b>						<b>\$3,134,542</b>	<b>\$45,309,407</b>

\*Includes bond proceeds returned (authority may not be available) to the program through reductions to cost incurred, close-outs, loan repayments, rescissions and special education local plan area transfers.

\*\* 2017 Totals does not reflect any reallocation of authority. For current availability of bond authority, see Status of Funds.

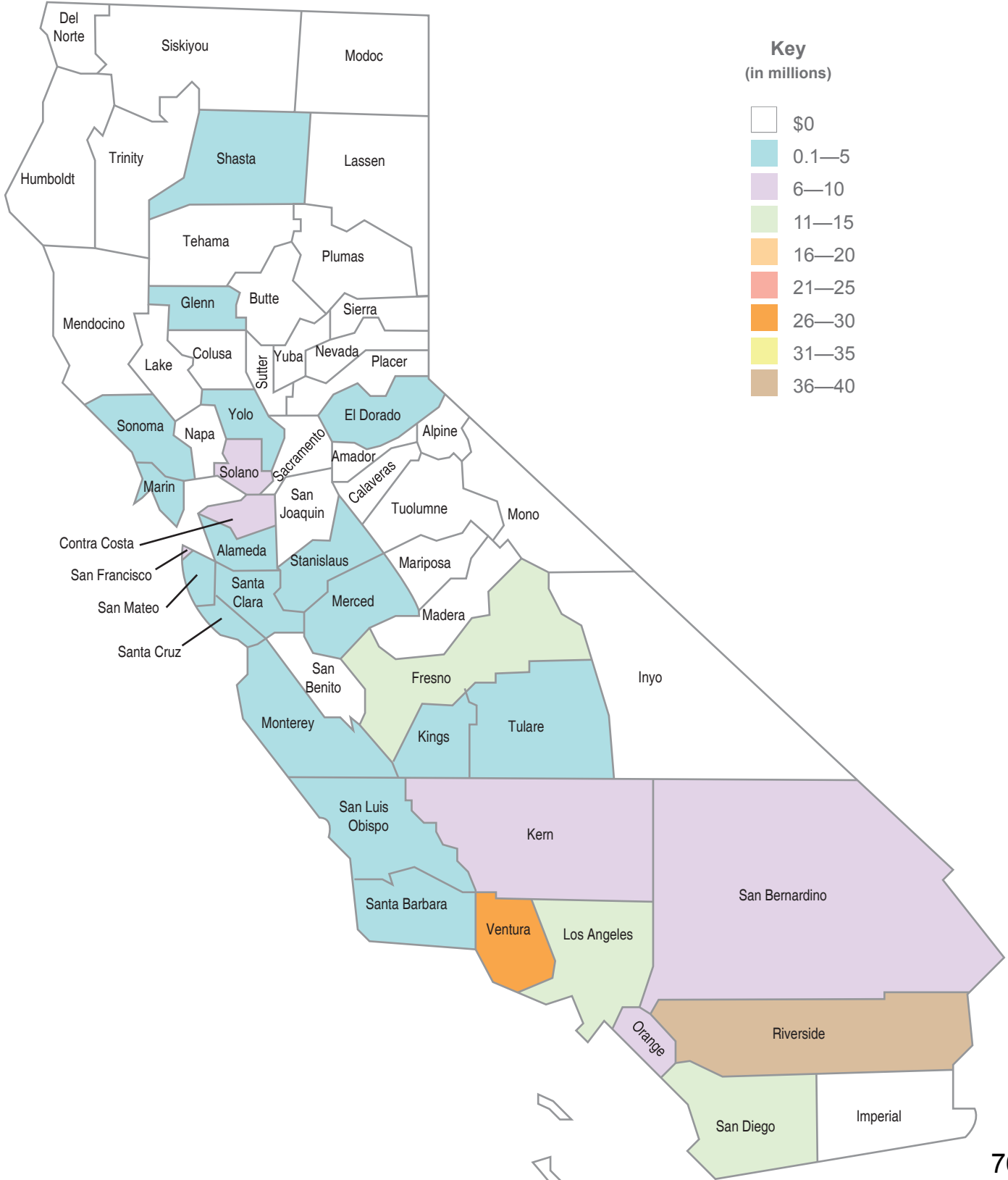
## School Facility Program Proposition 51 Apportionments by County

The graphic below displays the amount Apportioned (\$383.5 million) for 129 School Facility Program projects from 63 school districts as of December 31, 2017. The data includes only bond authority provided by Proposition 51 approved by voters in November 2016.



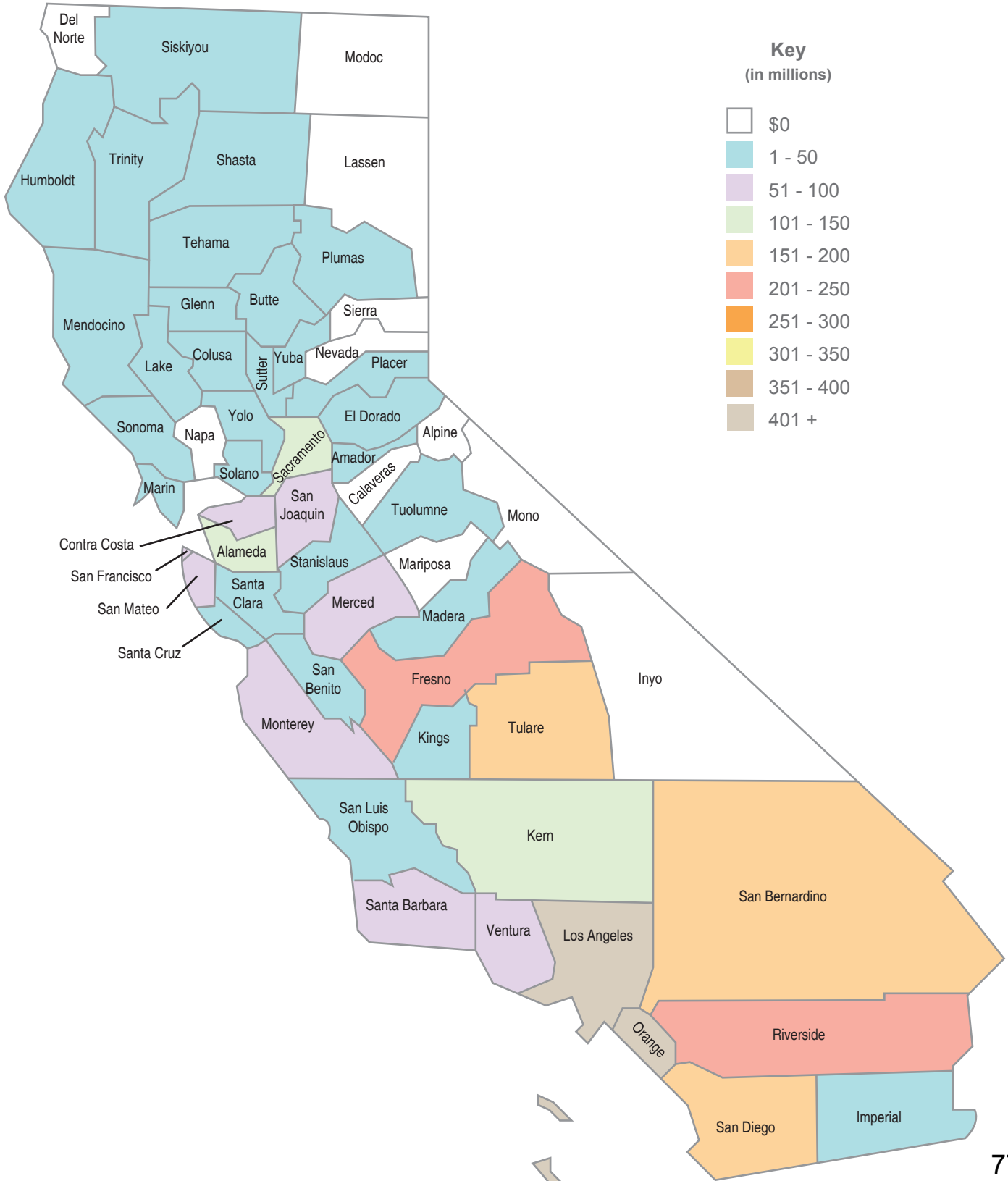
## School Facility Program Proposition 51 Unfunded Approvals by County

The graphic below displays the amount of Unfunded Approvals (\$187.6 million) for 76 School Facility Program projects from 56 school districts as of December 31, 2017. The data includes only bond authority provided by Proposition 51 approved by voters in November 2016.



## School Facility Program Proposition 51 Current Workload by County

The graphic below displays the Office of Public School Construction’s Workload List for New Construction and Modernization (\$3,267.0 million) for 960 School Facility Program projects from 280 school districts as of December 31, 2017. The projects are anticipated to be allocated from bond authority provided by Proposition 51 approved by voters in November 2016.



**Proposition 51 Distribution  
As of December 31, 2017**

<b>County</b>	<b>Apportionment</b>	<b>Unfunded</b>	<b>Workload List*</b>
Alameda	261,354	3,595,396	131,675,246
Alpine	0	0	0
Amador	0	0	6,422,842
Butte	3,667,607	0	30,210,566
Calaveras	0	0	0
Colusa	0	0	1,480,857
Contra Costa	12,401,766	7,783,972	59,810,761
Del Norte	0	0	0
El Dorado	1,349,545	2,117,150	4,500,743
Fresno	41,912,200	14,837,046	211,304,569
Gleen	1,853,085	953,024	16,752,722
Humboldt	24,055,996	0	8,682,987
Imperial	0	0	26,962,056
Inyo	0	0	0
Kern	30,564,325	8,235,868	101,753,025
Kings	0	5,131,273	34,105,071
Lake	0	0	1,462,037
Lassen	0	0	0
Los Angeles	89,325,671	14,056,012	450,421,123
Madera	0	0	24,406,628
Marin	1,783,789	442,234	16,917,159
Mariposa	0	0	0
Mendicino	939,142	0	3,486,894
Merced	0	5,203,880	53,987,450
Modoc	0	0	0
Mono	0	0	0
Monterey	0	153,819	85,546,129
Napa	442,693	0	0
Nevada	0	0	0
Orange	43,061,209	9,316,022	533,431,072
Placer	0	0	43,041,099
Plumas	0	0	807,391
Riverside	23,184,992	39,007,698	208,396,126
Sacramento	454,883	0	140,829,129
San Benito	0	0	42,202,459
San Bernardino	3,242,878	7,582,324	160,464,195
San Diego	60,362,547	15,091,140	189,443,848
San Francisco	0	0	69,109,529
San Joaquin	11,652,571	0	97,773,055
San Luis Obispo	0	3,219,642	13,741,085
San Mateo	5,055,842	1,149,001	61,910,743
Santa Barbara	3,549,252	1,891,349	71,008,811
Santa Clara	12,464,202	597,114	35,236,630
Santa Cruz	0	308,740	10,256,247
Shasta	0	451,339	4,168,895
Sierra	0	0	0
Siskiyou	0	0	5,128,813
Solano	0	6,867,588	6,443,275
Sonoma	1,619,815	3,627,497	13,059,003
Stanislaus	0	2,687,814	14,783,931
Sutter	0	0	8,194,864
Tehama	0	0	8,945,346
Trinity	4,357,122	0	4,053,761
Tulare	0	4,850,549	165,890,536
Tuolumne	0	0	3,427,966
Ventura	5,957,999	27,396,837	82,671,240
Yolo	0	1,053,910	698,675
Yuba	0	0	1,959,318
<b>Total</b>	<b>383,520,485</b>	<b>187,608,238</b>	<b>3,266,965,907</b>

\* Estimated. The Office of Public School Construction has not yet verified the amount requested by school districts.



# School Facility Program Bond Authority from Proposition 51

(in millions of dollars, as of December 31, 2017)

## New Construction

### Legend

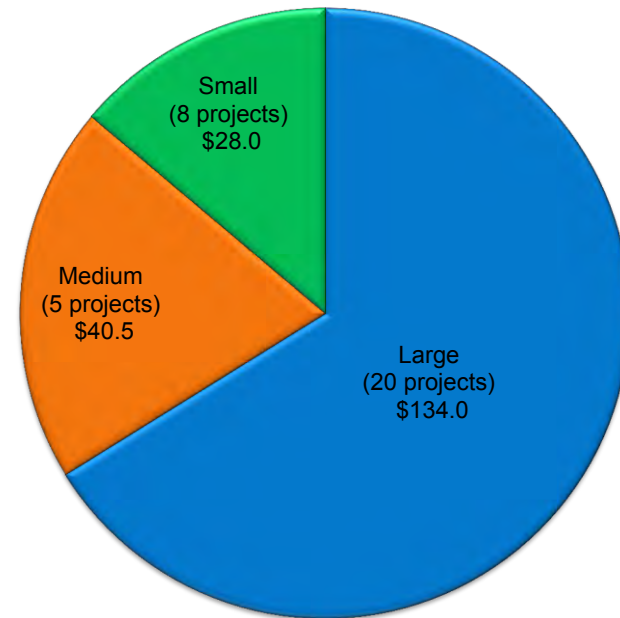
Small School Districts – ADA < 2,500 pupils

Medium School Districts – ADA > 2,500 pupils < 10,000 pupils

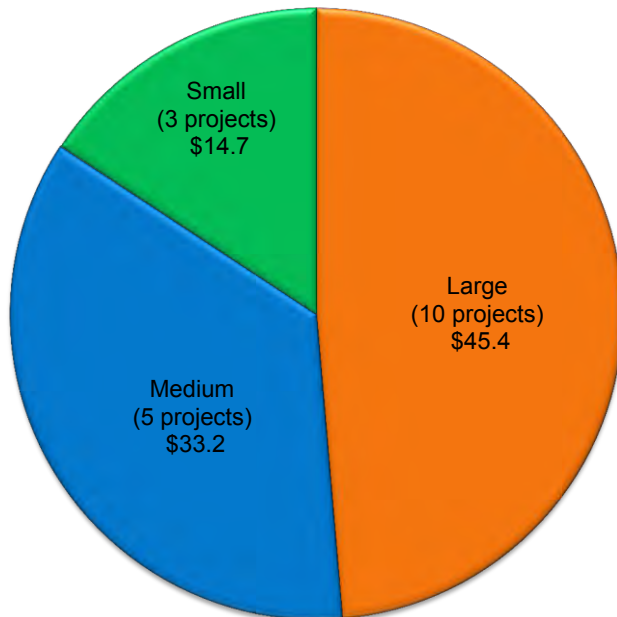
Large School Districts – ADA > 10,000 pupils

District Size  
(# of projects)  
(in millions)

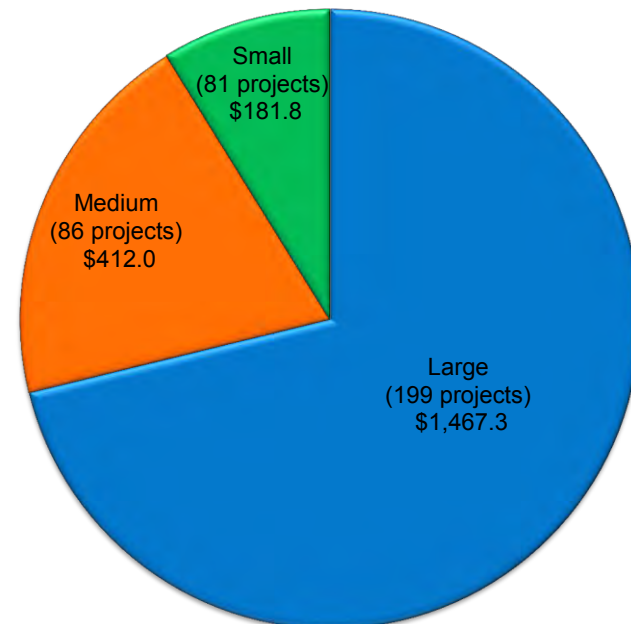
## APPORTIONED



## UNFUNDED



## CURRENT WORKLOAD



# School Facility Program Bond Authority from Proposition 51

(in millions of dollars, as of December 31, 2017)

## Modernization

### Legend

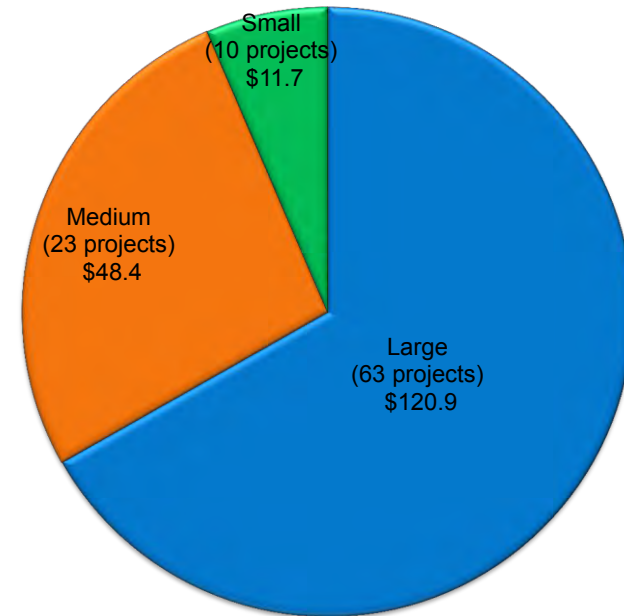
Small School Districts – ADA < 2,500 pupils

Medium School Districts – ADA > 2,500 pupils < 10,000 pupils

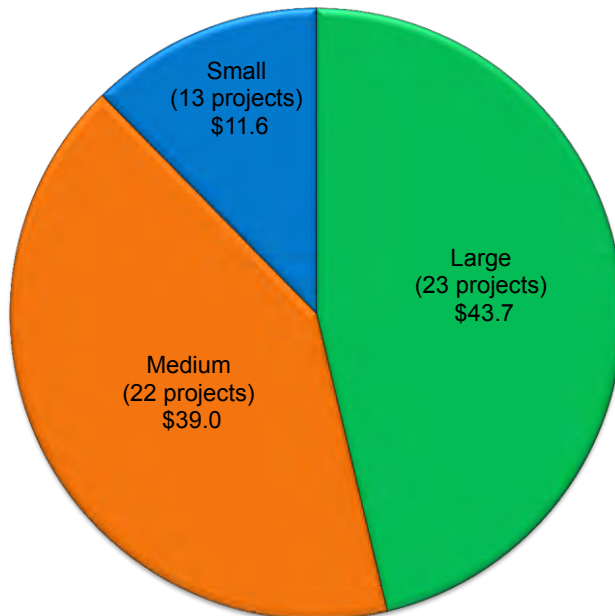
Large School Districts – ADA > 10,000 pupils

District Size  
 (# of projects)  
 (in millions)

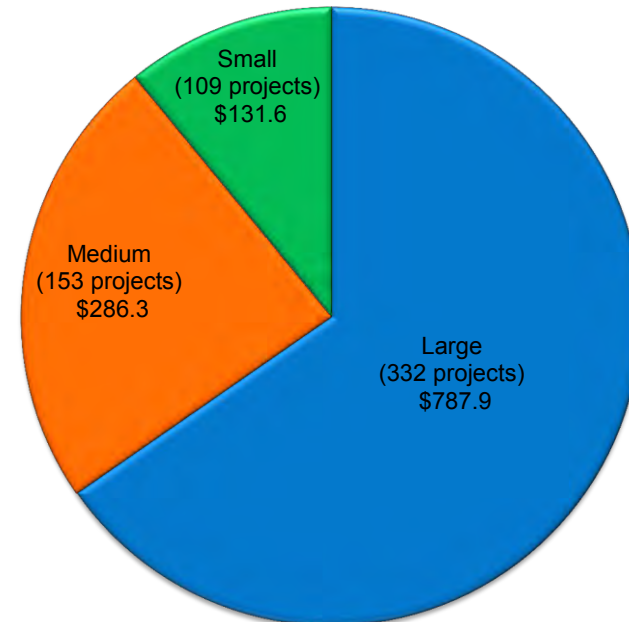
### APPORTIONED



### UNFUNDED

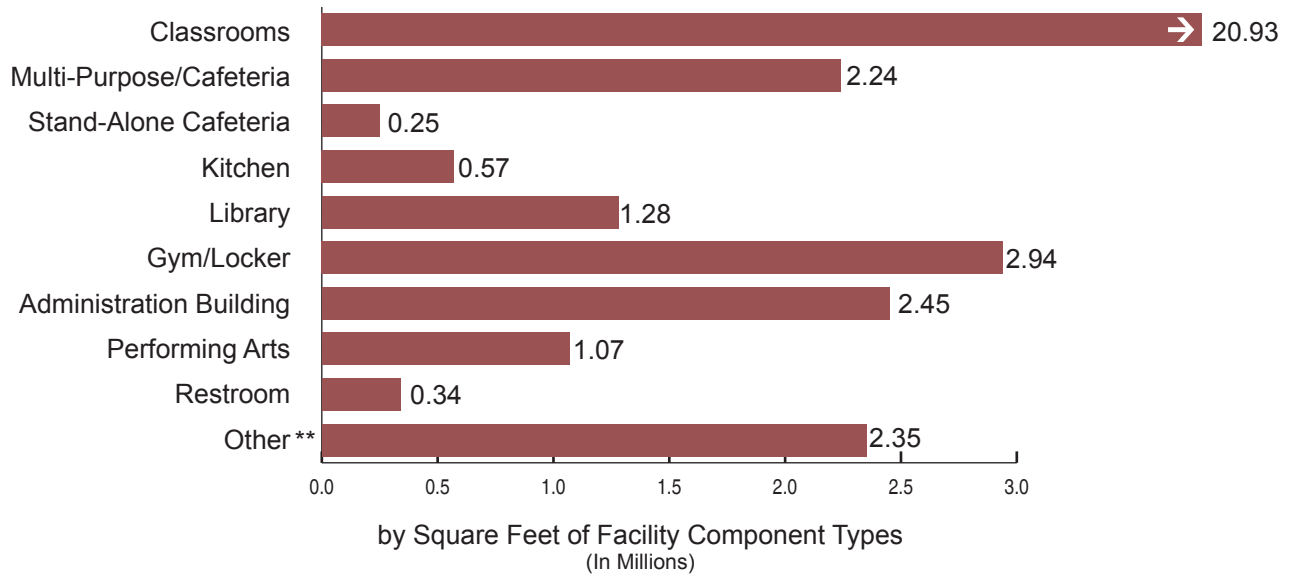
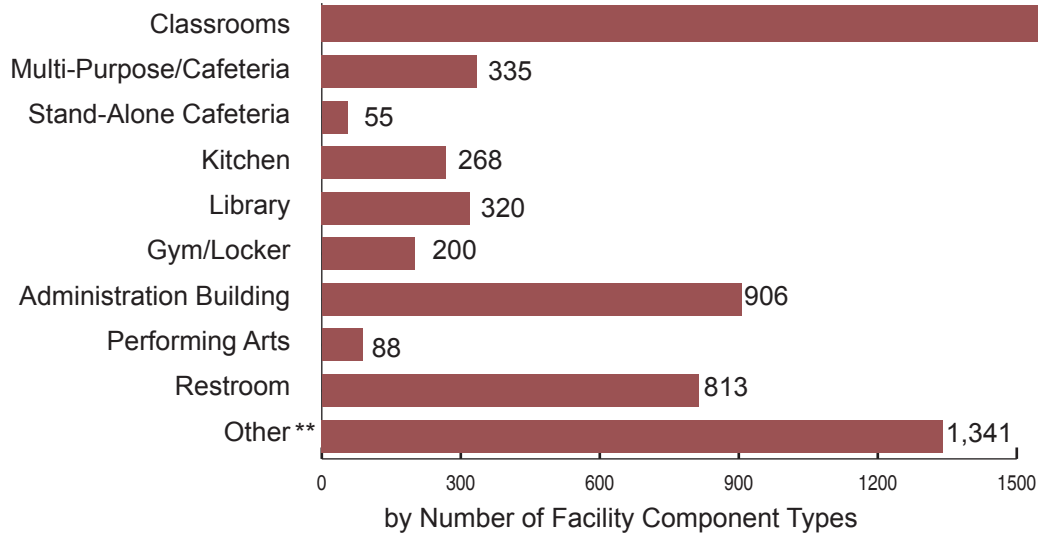


### CURRENT WORKLOAD



School Facility Program  
 Propositions 47, 55 and 1D New Construction Projects Built  
 Project Information Worksheet  
 As of December 31, 2017

The graphics below detail the number of facility components types constructed, including square footages for 1,029 School Facility Program new construction projects apportioned from January 2008 to December 31, 2017 and for which a Project Information Worksheet (PIW) was submitted.\*



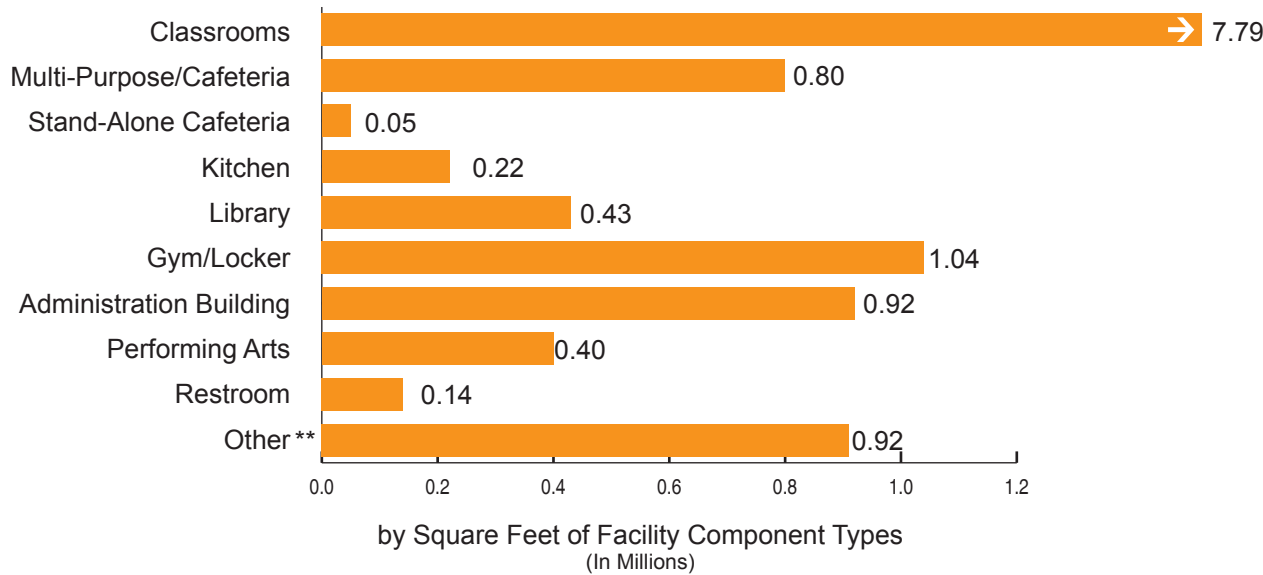
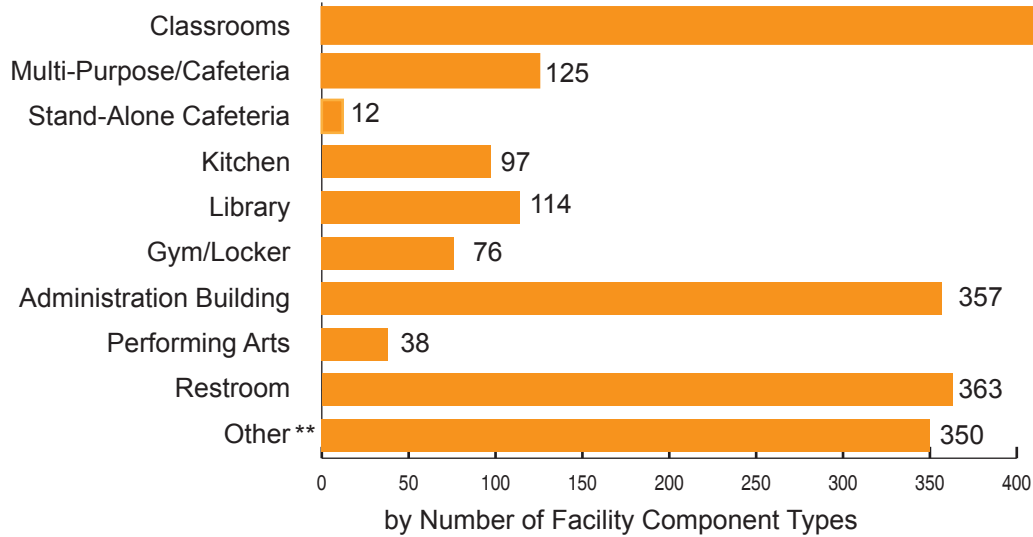
Average Square Feet Per Facility	Classrooms		Gym/Locker	
		1,326		14,676
	Multi-Purpose/Cafeteria	6,687	Administration Building	2,709
	Stand-Alone Cafeteria	4,604	Performing Arts	12,167
	Kitchen	2,134	Restroom	413
	Library	3,999	Other**	1,749

\* The submittal of a PIW is required at three times for a new construction project: 1) the full grant fund release; 2) the first annual expenditure report (one year following the fund release); and 3) the final expenditure report (when the project is deemed complete). This graphic does not include any apportioned project for which a fund release was not submitted when the data was compiled. The data includes the state apportionment, district match, any additional district funding, and excludes site acquisition amounts.

\*\* Other includes (but is not limited to) facilities such as staff rooms, conference rooms, and resource rooms.

School Facility Program  
 Proposition 1D New Construction Projects Built  
 Project Information Worksheet  
 As of December 31, 2017

The graphics below detail the number of facility components types constructed, including square footages for 441 School Facility Program new construction projects apportioned from January 2008 to December 31, 2017 and for which a Project Information Worksheet (PIW) was submitted\*.



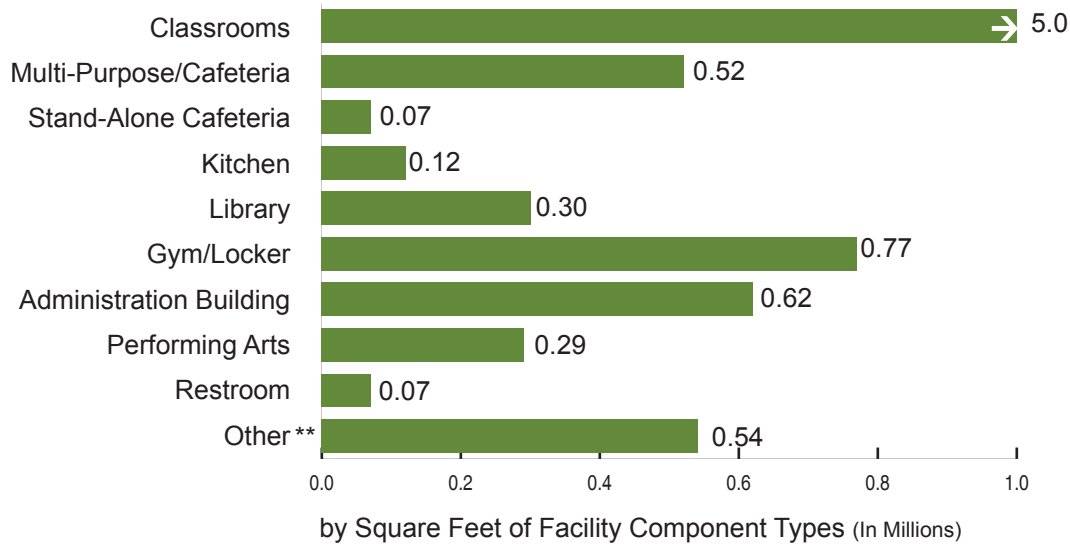
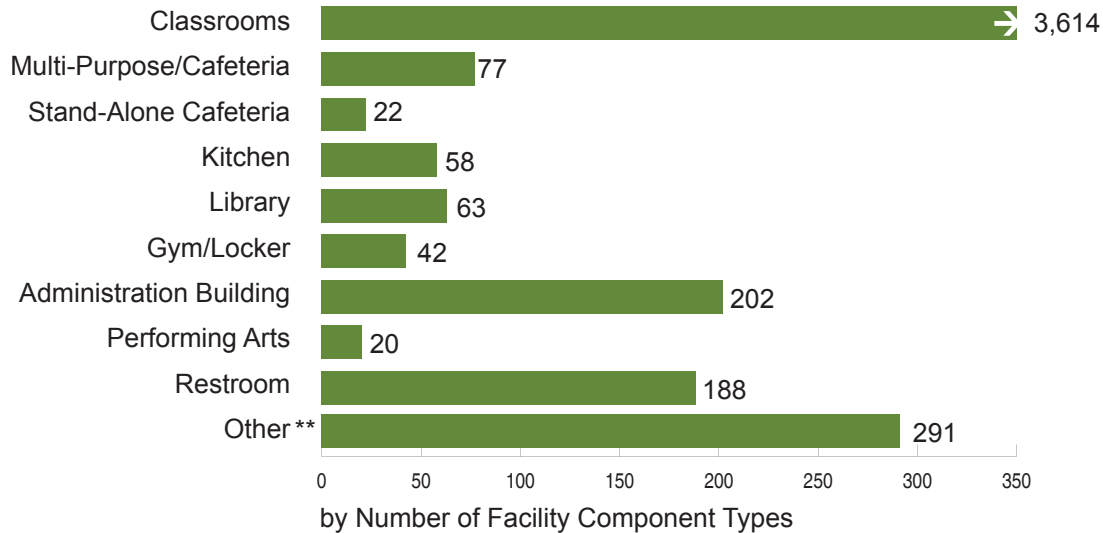
Average Square Feet Per Facility	Average Square Feet Per Facility	
	Component Type	Square Feet
	Classrooms	1,284
	Multi-Purpose/Cafeteria	6,401
	Stand-Alone Cafeteria	4,011
	Kitchen	2,250
	Library	3,780
	Gym/Locker	13,685
	Administration Building	2,853
	Performing Arts	10,439
	Restroom	383
	Other**	2,622

\* The submittal of a PIW is required at three times for a new construction project: 1) the full grant fund release; 2) the first annual expenditure report (one year following the fund release); and 3) the final expenditure report (when the project is deemed complete). This graphic does not include any apportioned project for which a fund release was not submitted when the data was compiled. The data includes the state apportionment, district match, any additional district funding, and excludes site acquisition amounts.

\*\* Other includes (but is not limited to) facilities such as staff rooms, conference rooms, and resource rooms.

School Facility Program  
 Proposition 47 New Construction Projects Built  
 Project Information Worksheet  
 As of December 31, 2017

The graphics below detail the number of facility components types constructed, including square footages for 212 School Facility Program new construction projects apportioned from January 2008 to December 31, 2017 and for which a Project Information Worksheet (PIW) was submitted\*.



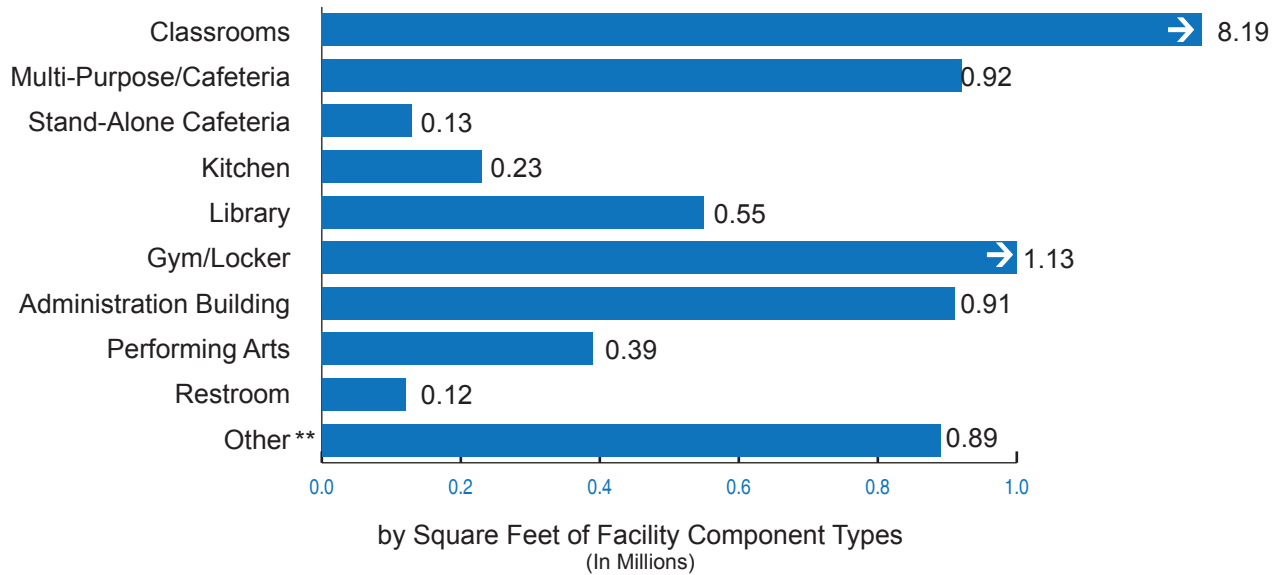
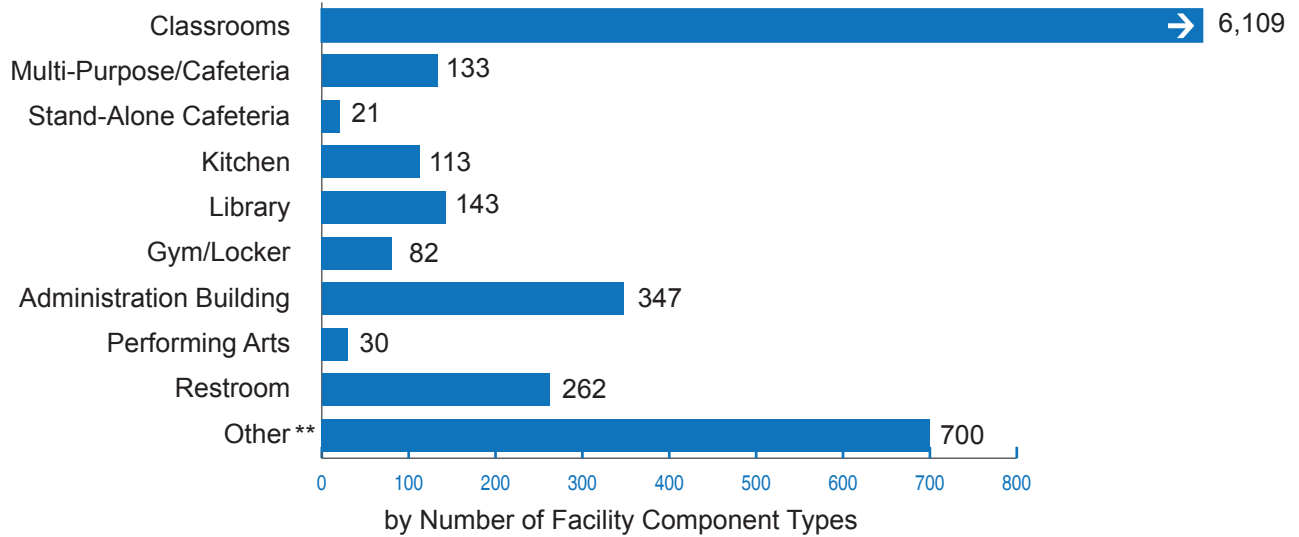
Average Square Feet Per Facility	Average Square Feet Per Facility	
	Component Type	Value
	Classrooms	1,371
	Multi-Purpose/Cafeteria	6,697
	Stand-Alone Cafeteria	3,257
	Kitchen	2,149
	Library	4,717
	Gym/Locker	18,263
	Administration Building	3,085
	Performing Arts	14,428
	Restroom	393
	Other**	1,863

\* The submittal of a PIW is required at three times for a new construction project: 1) the full grant fund release; 2) the first annual expenditure report (one year following the fund release); and 3) the final expenditure report (when the project is deemed complete). This graphic does not include any apportioned project for which a fund release was not submitted when the data was compiled. The data includes the state apportionment, district match, any additional district funding, and excludes site acquisition amounts.

\*\* Other includes (but is not limited to) facilities such as staff rooms, conference rooms, and resource rooms.

School Facility Program  
 Proposition 55 New Construction Projects Built  
 Project Information Worksheet  
 As of December 31, 2017

The graphics below detail the number of facility components types constructed, including square footages for 365 School Facility Program new construction projects apportioned from January 2008 to December 31, 2017 and for which a Project Information Worksheet (PIW) was submitted\*.



Average Square Feet Per Facility	Classrooms		Gym/Locker	
		1,340		13,757
	Multi-Purpose/Cafeteria	6,950	Administration Building	2,621
	Stand-Alone Cafeteria	6,355	Performing Arts	12,849
	Kitchen	2,027	Restroom	468
	Library	3,857	Other**	1,266

\* The submittal of a PIW is required at three times for a new construction project: 1) the full grant fund release; 2) the first annual expenditure report (one year following the fund release); and 3) the final expenditure report (when the project is deemed complete). This graphic does not include any apportioned project for which a fund release was not submitted when the data was compiled. The data includes the state apportionment, district match, any additional district funding, and excludes site acquisition amounts.

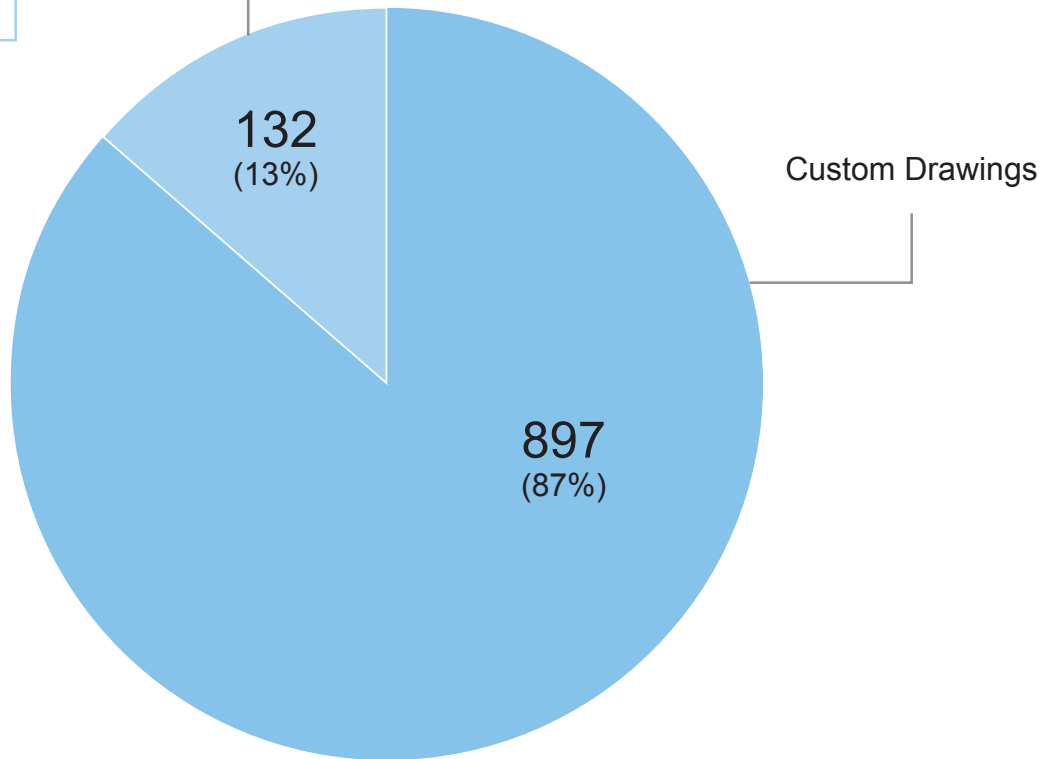
\*\* Other includes (but is not limited to) facilities such as staff rooms, conference rooms, and resource rooms.

School Facility Program  
Architectural Plans - Custom vs. Prototype Drawings

The chart below displays the number of projects utilizing custom architectural plans for 1,029 School Facility Program new construction projects apportioned from January 2008 through December 2017 and for which a Project Information Worksheet (PIW) was submitted\*.

Prototype Drawings  
(Reuse of Plans)

Average of Reuse
3

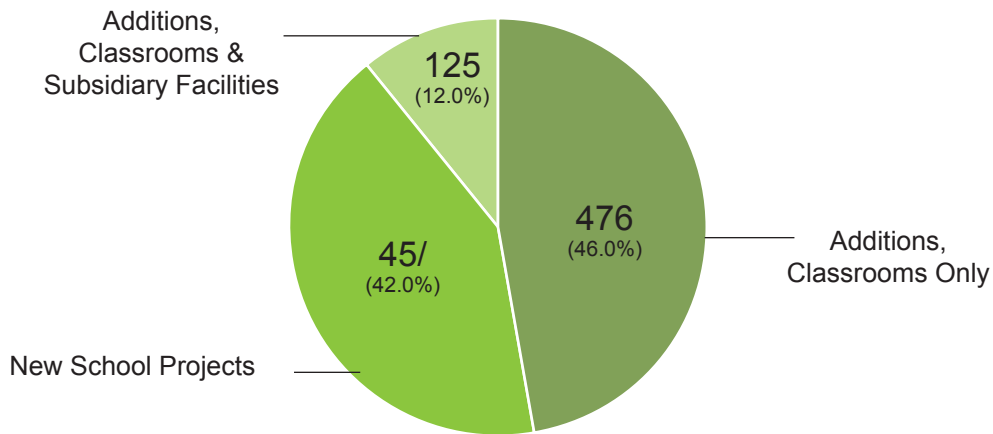


\* The submittal of a PIW is required at three times for a new construction project: 1) the full grant fund release; 2) the first annual expenditure report (one year following the fund release); and 3) the final expenditure report (when the project is deemed complete). This graphic does not include any apportioned project for which a fund release was not submitted when the data was compiled.

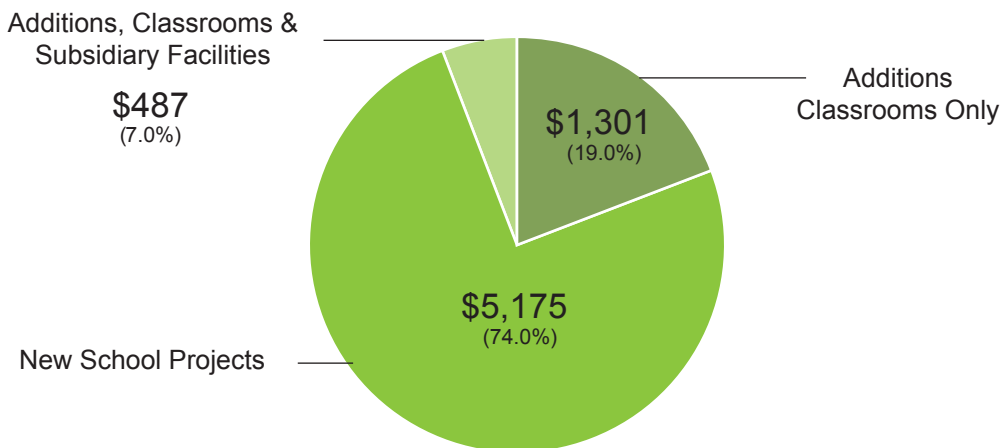
School Facility Program  
New Schools vs. Additions

The charts below display data from 1,029 School Facility Program new construction projects apportioned from January 2008 through December 2017 and for which a Project Information Worksheet (PIW) was submitted\*. The top chart displays the number of apportioned projects by the following categories: new school, addition projects with classrooms only, and addition projects with classrooms and subsidiary facilities. The bottom chart displays the amount of state funding, \$6,963 million (excluding site acquisition) by category.

**Number of Projects**



**State Funding (in millions)**

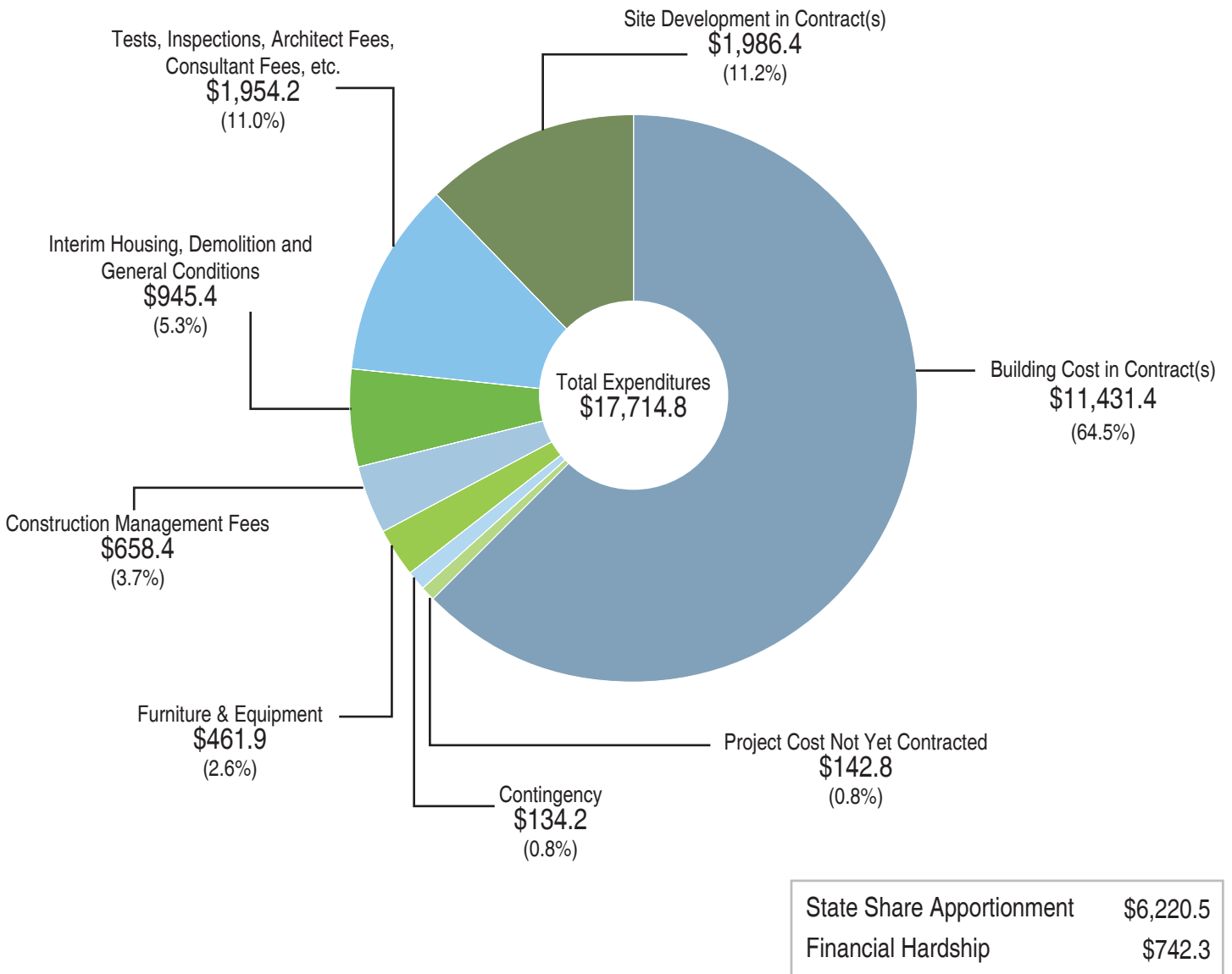


\* The submittal of a PIW is required at three times for a new construction project: 1) the full grant fund release; 2) the first annual expenditure report (one year following the fund release); and 3) the final expenditure report (when the project is deemed complete). This graphic does not include any apportioned project for which a fund release was not submitted when the data was compiled.



School Facility Program  
 Project Information Worksheet  
 Expenditures: State and Local Contributions  
 (in millions)

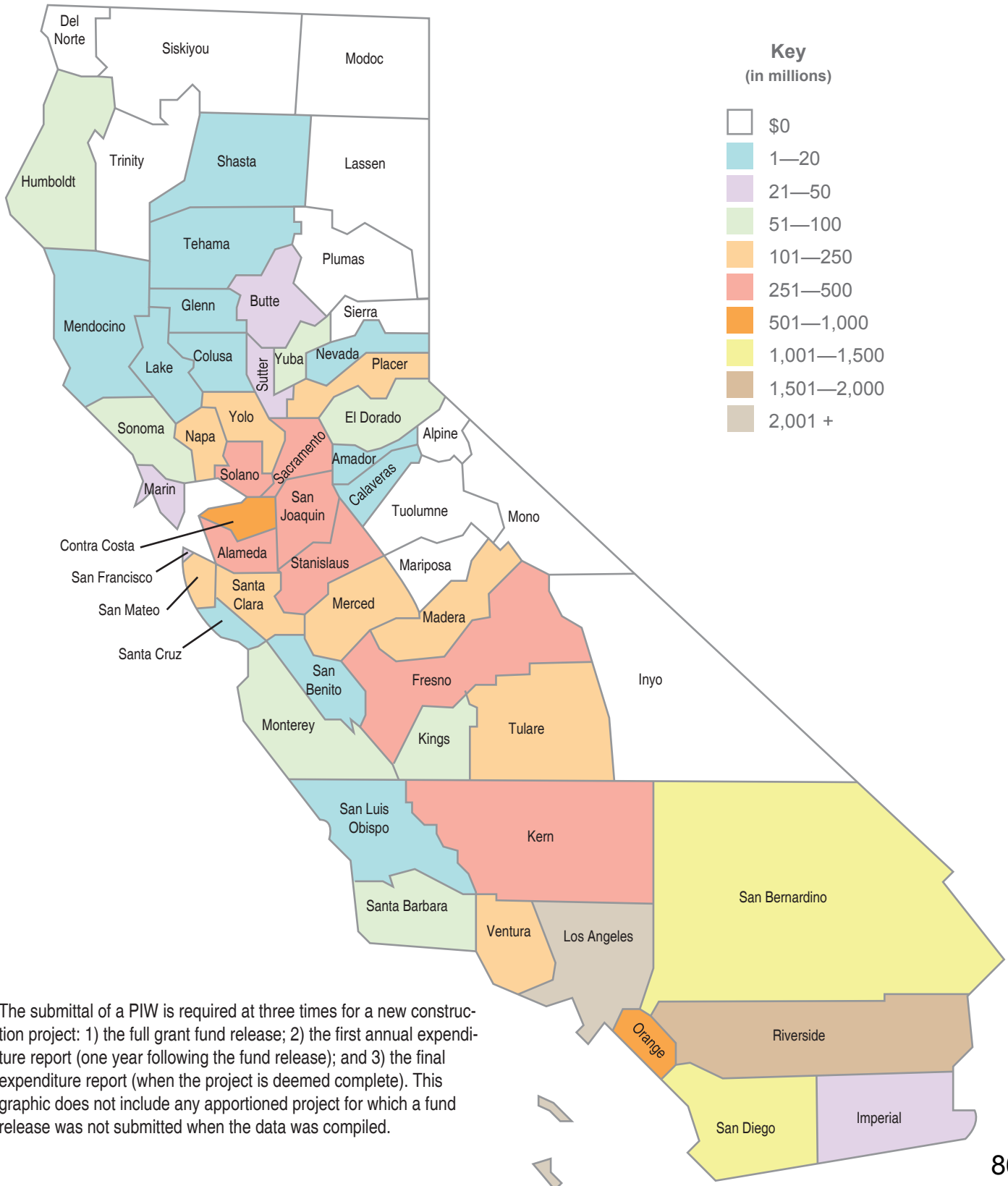
The chart below uses data from 1,029 new construction projects apportioned from January 2008 through December 31, 2017, that were required to submit a Project Information Worksheet (PIW) at the time this data was compiled.\* The data includes the state funding, required district match, and any additional district funding.



\* The submittal of a PIW is required at three times for a new construction project: 1) the full grant fund release; 2) the first annual expenditure report (one year following the fund release); and 3) the final expenditure report (when the project is deemed complete). This graphic does not include any apportioned project for which a fund release was not submitted when the data was compiled. The 1,029 projects include 178 financial hardship apportionments at the final adjusted grant funding stage.

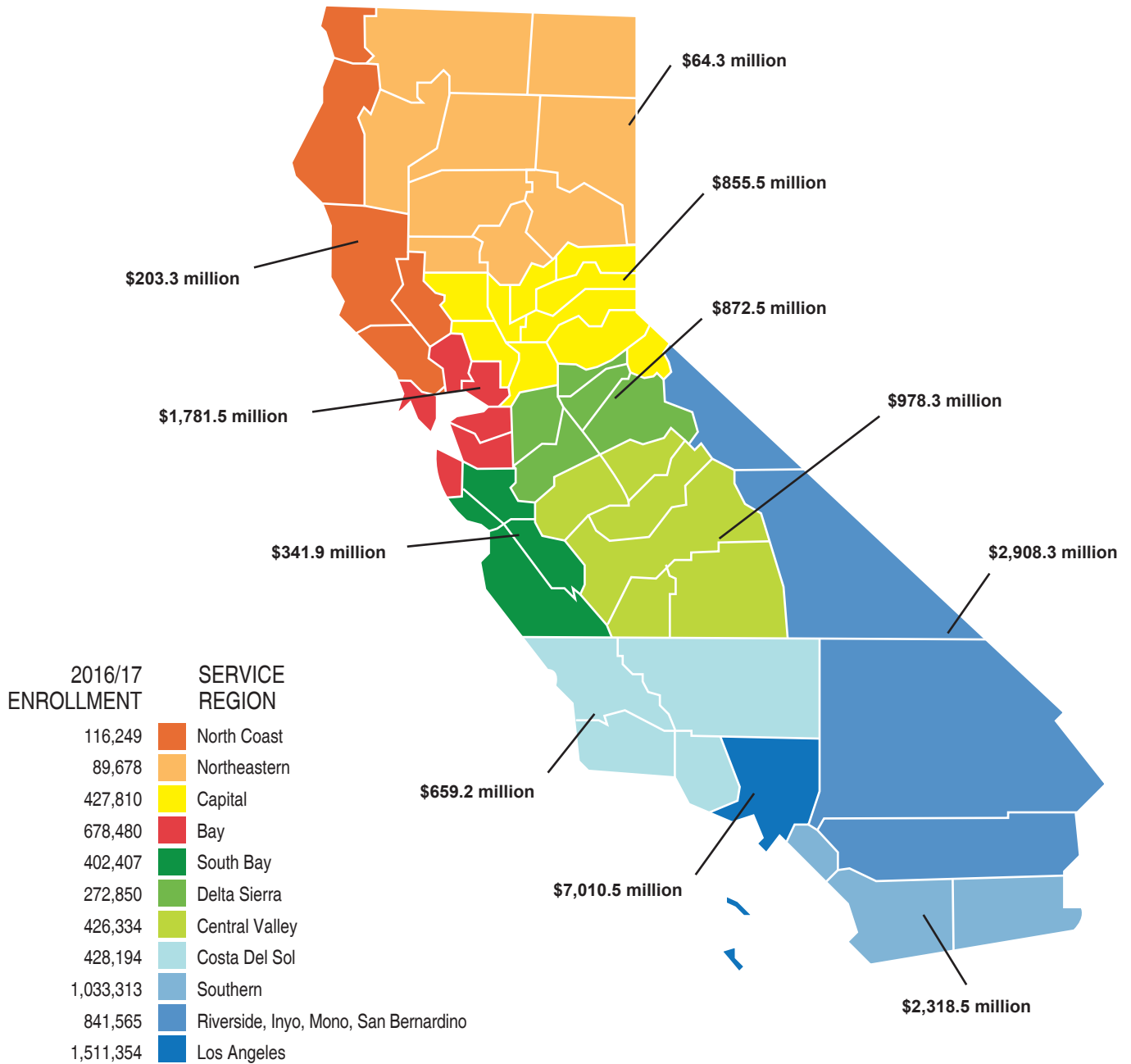
## School Facility Program Gross Construction Expenditures by County

The graphic below displays the gross construction expenditures (\$17,994.0 million) for 1,029 School Facility Program new construction projects apportioned from January 2008 through December 31, 2017 and for which a Project Information Worksheet (PIW) was submitted.\* The data includes the state funding, required district match, and any additional district funding.



## School Facility Program Gross Construction Expenditures by School Facility Program Service Region

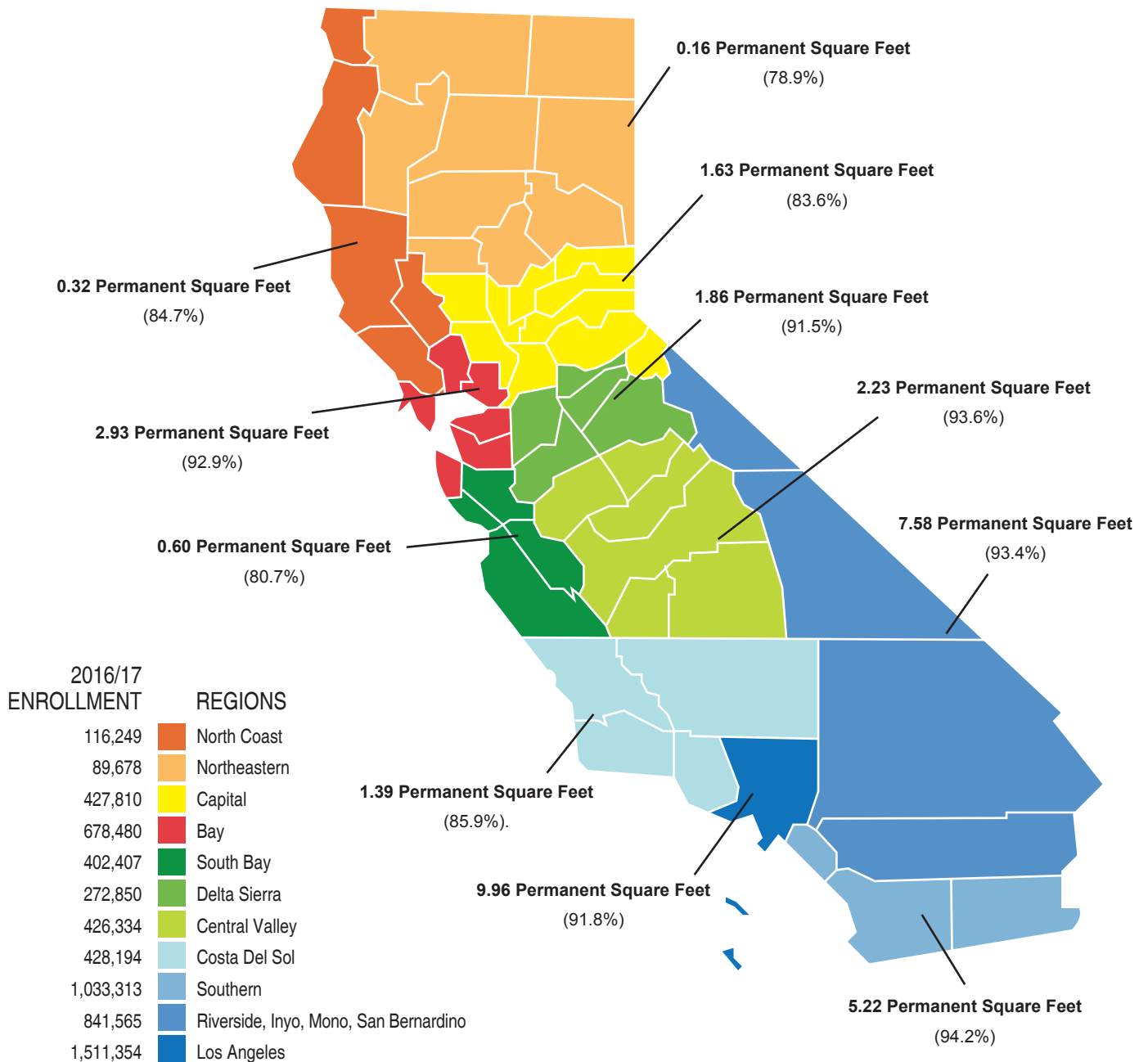
The graphic below displays the gross construction expenditures (\$17,994.0 million) for 1,029 School Facility Program new construction projects apportioned from January 2008 through December 31, 2017 and for which a Project Information Worksheet (PIW) was submitted.\* The data includes the state funding, required district match, and any additional district funding.



\* The submittal of a PIW is required at three times for a new construction project: 1) the full grant fund release; 2) the first annual expenditure report (one year following the fund release); and 3) the final expenditure report (when the project is deemed complete). This graphic does not include any apportioned project for which a fund release was not submitted when the data was compiled.

School Facility Program  
Project Information Worksheet  
Permanent Construction by School Facility Program Service Region  
(in millions)

The graphic displays the permanent square footage construction versus the total square footage construction (which includes modular and portable construction) for 1,029 new construction projects apportioned from January 2008 through December 31, 2017 and for which a Project Information Worksheet (PIW) was submitted.\*



\* The submittal of a PIW is required at three times for a new construction project: 1) the full grant fund release; 2) the first annual expenditure report (one year following the fund release); and 3) the final expenditure report (when the project is deemed complete). This graphic does not include any apportioned project for which a fund release was not submitted when the data was compiled. The 1,029 projects include 178 financial hardship apportionments at the final adjusted grant funding stage.

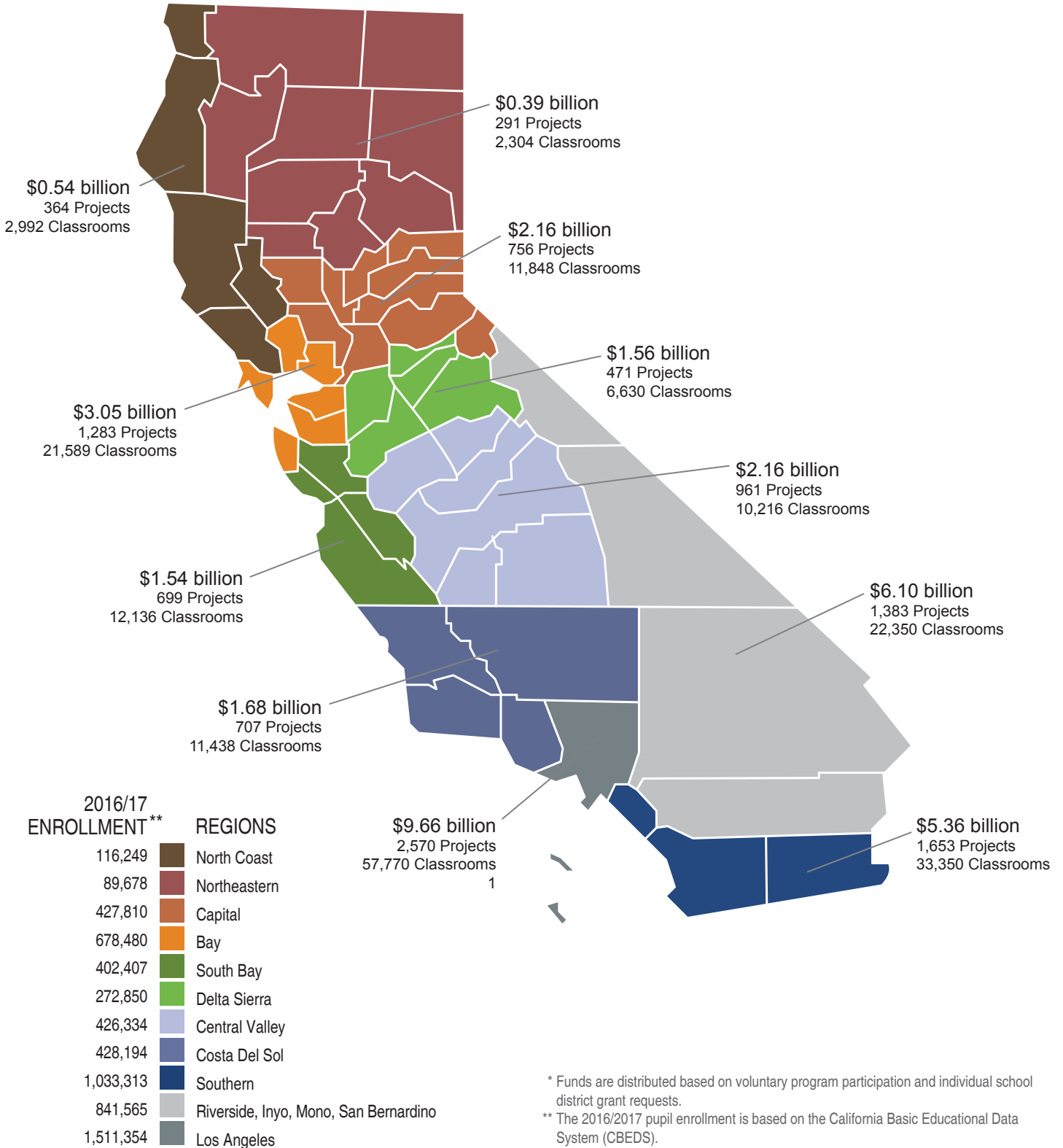
SCHOOL FACILITY PROGRAM

Funding by School Facility Program Service Region\*

State Allocation Board Meeting, January 24, 2018

Cumulative School Facility Program

The below map illustrates the regional distribution of \$34.21 billion in school facility funding awarded by the State Allocation Board from 1998 to present. The map also shows the regional distribution of projects, classrooms and K-12 student enrollment for each region.



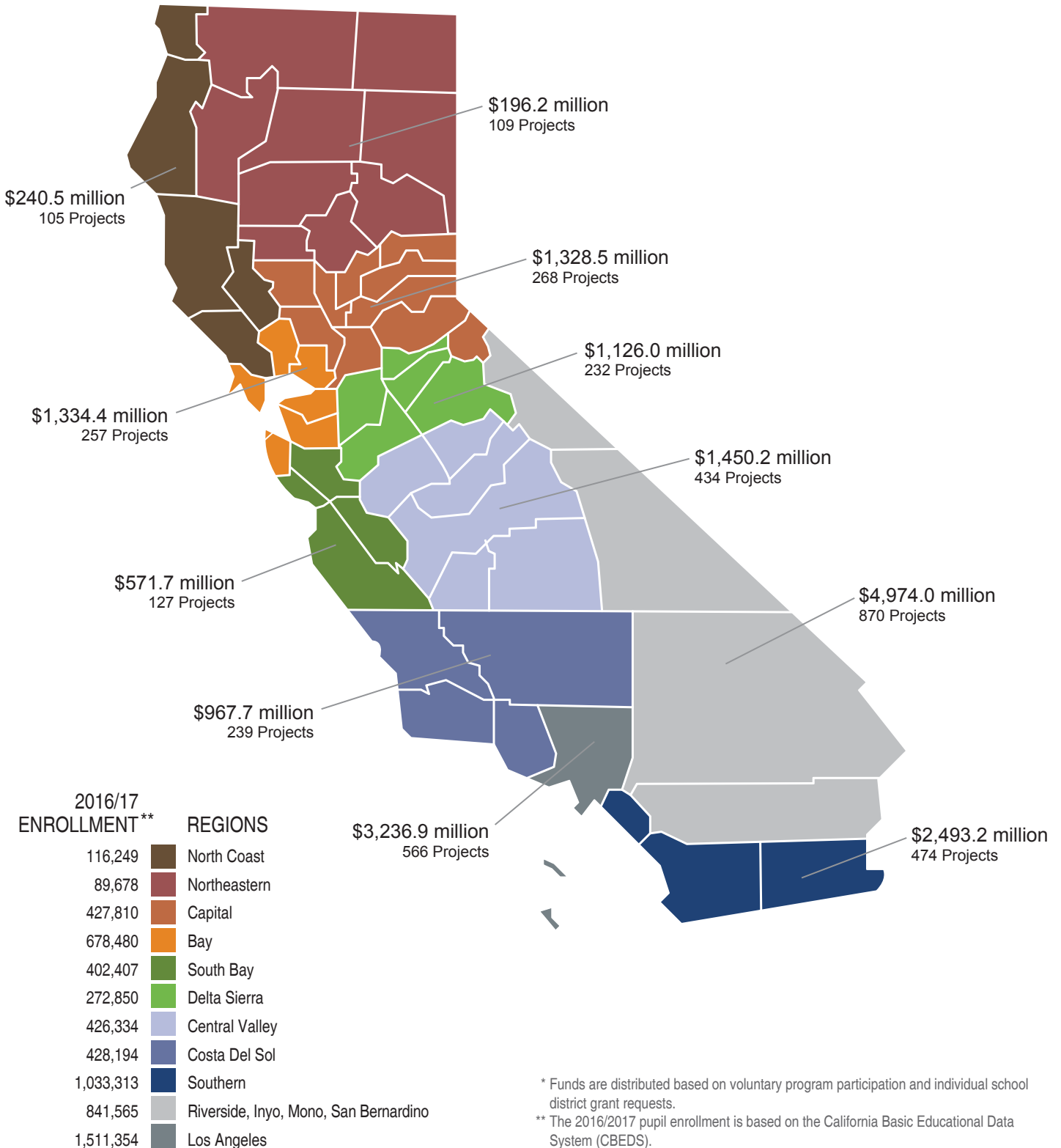
SCHOOL FACILITY PROGRAM

Funding by School Facility Program Service Region\*

As of December 31, 2017

New Construction Program

The below map illustrates the regional distribution of \$17.9 billion in New Construction school facility funding awarded by the State Allocation Board from 1998 to December 31, 2017. The map also shows the regional distribution of projects.



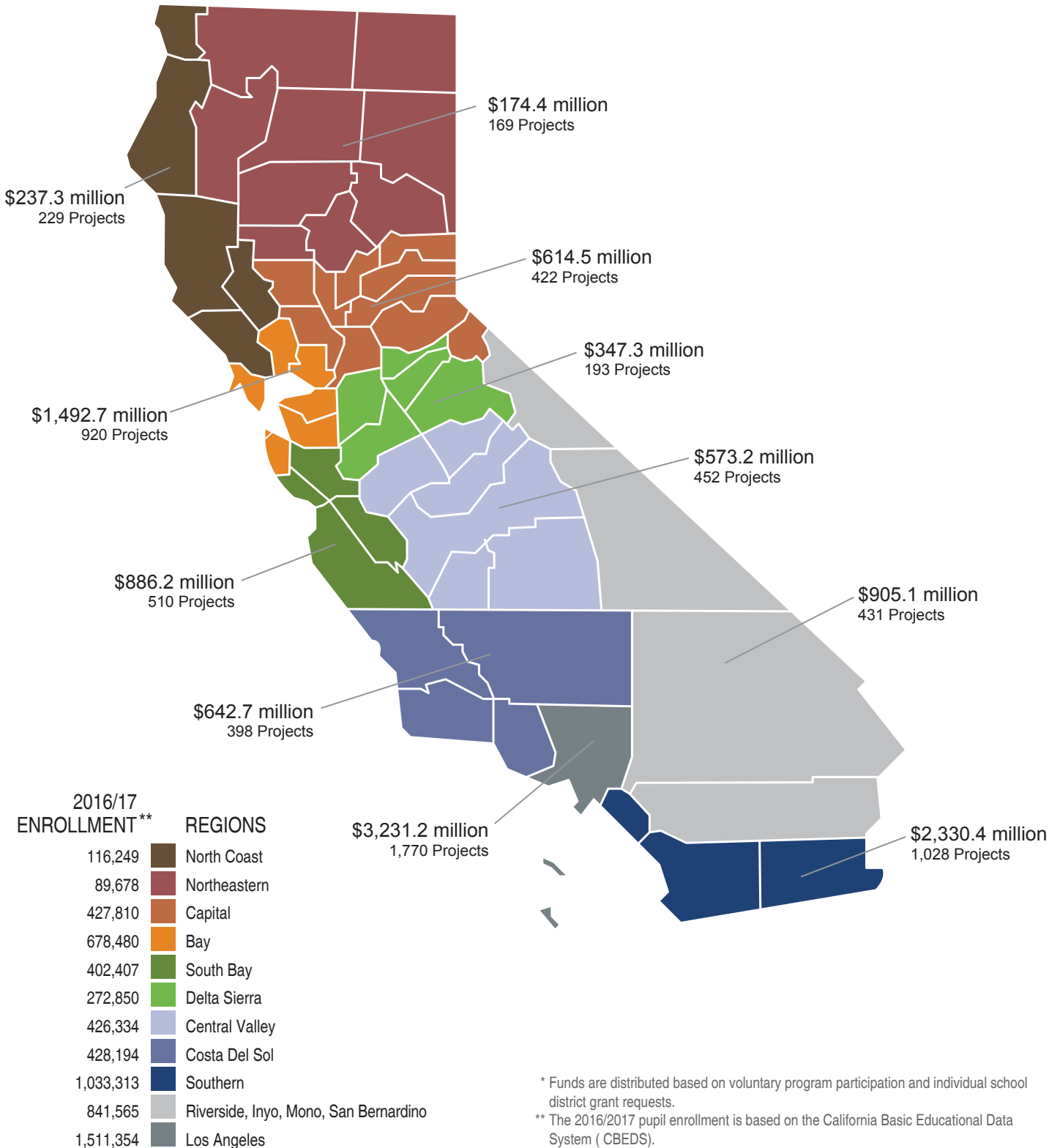
SCHOOL FACILITY PROGRAM

Funding by School Facility Program Service Region\*

As of December 31, 2017

Modernization Program

The below map illustrates the regional distribution of \$11.4 billion in Modernization school facility funding awarded by the State Allocation Board from 1998 to December 31, 2017. The map also shows the regional distribution of projects.



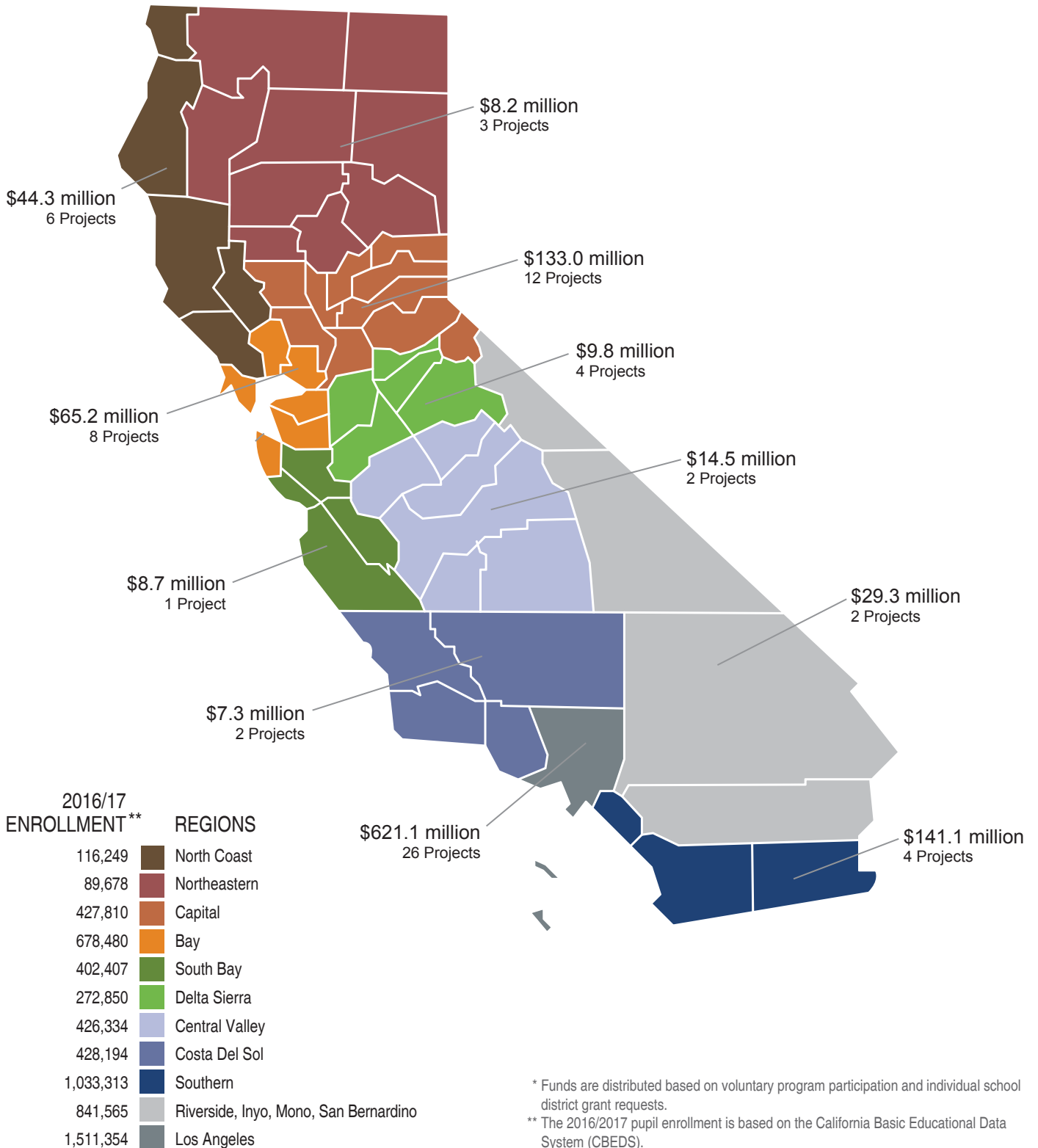
SCHOOL FACILITY PROGRAM

Funding by School Facility Program Service Region\*

As of December 31, 2017

Charter School Facilities Program

The below map illustrates the regional distribution of \$1,082.4 million in Charter School Facilities Program funding awarded by the State Allocation Board from 1998 to December 31, 2017. The map also shows the regional distribution of projects.





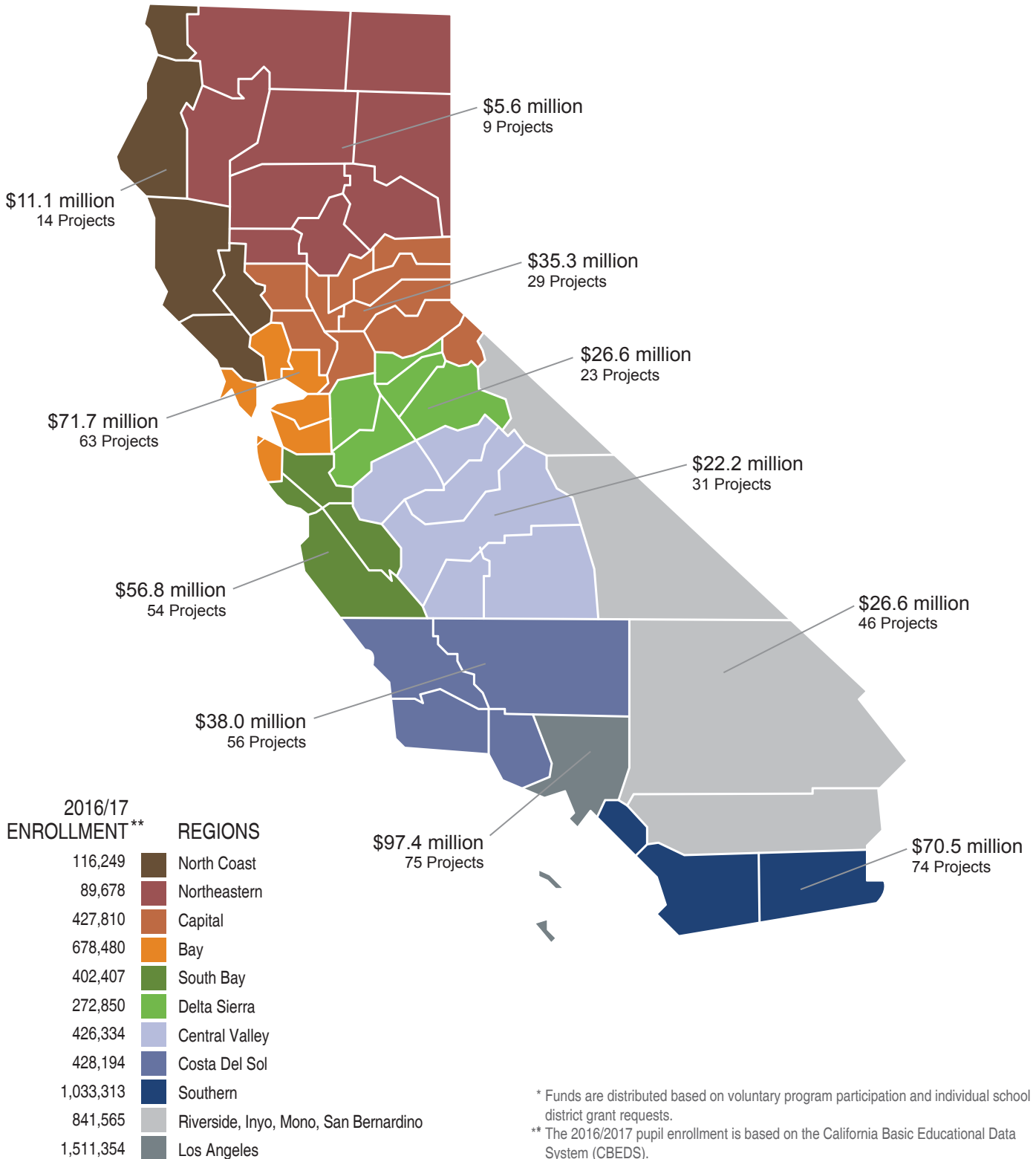
SCHOOL FACILITY PROGRAM

Funding by School Facility Program Service Region\*

As of December 31, 2017

Career Technical Education Facilities Program

The below map illustrates the regional distribution of \$461.8 million in Career Technical Education Facilities Program school facility funding awarded by the State Allocation Board from 1998 to December 31, 2017. The map also shows the regional distribution of projects.



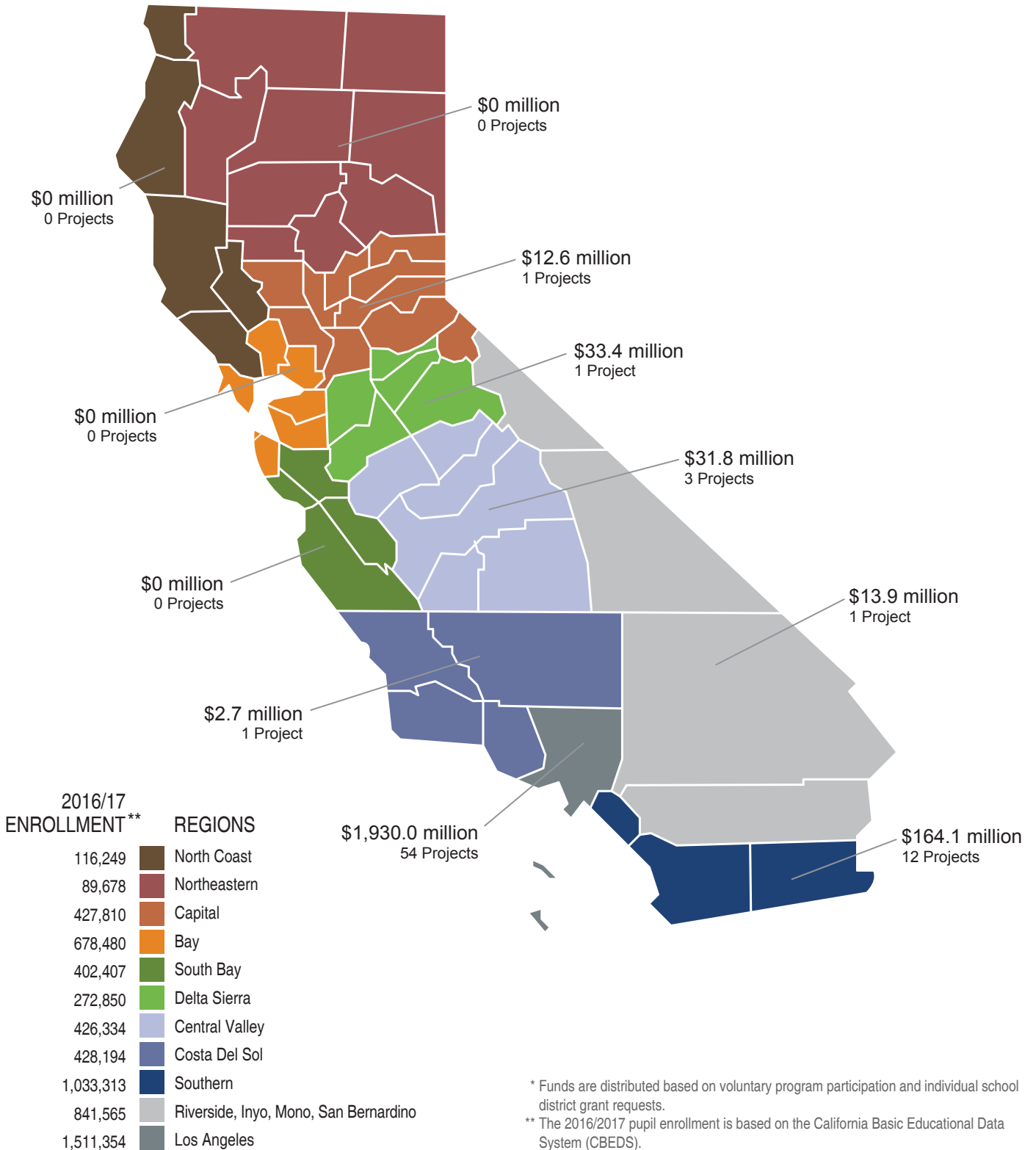
SCHOOL FACILITY PROGRAM

Funding by School Facility Program Service Region\*

State Allocation Board Meeting, January 24, 2018

Critically Overcrowded Schools Program

The below map illustrates the regional distribution of \$2,188.8 million in Critically Overcrowded Schools facility funding awarded by the State Allocation Board from 1998 to December 31, 2017. The map also shows the regional distribution of projects.



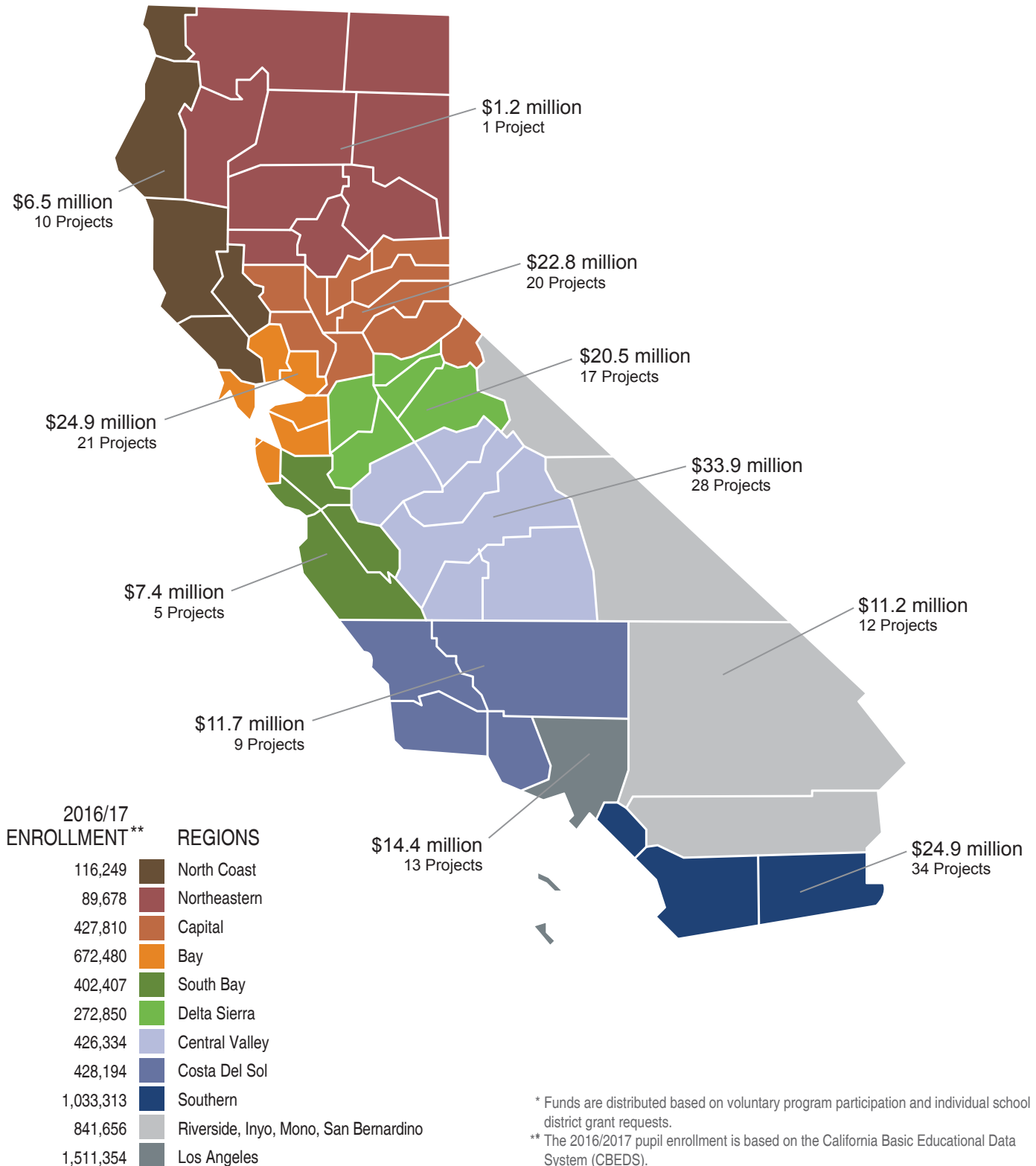
SCHOOL FACILITY PROGRAM

Funding by School Facility Program Service Region\*

State Allocation Board Meeting, January 24, 2018

Joint-Use Program

The below map illustrates the regional distribution of \$179.4 million in Joint-Use school facility funding awarded by the State Allocation Board from 1998 to December 31, 2017. The map also shows the regional distribution of projects.



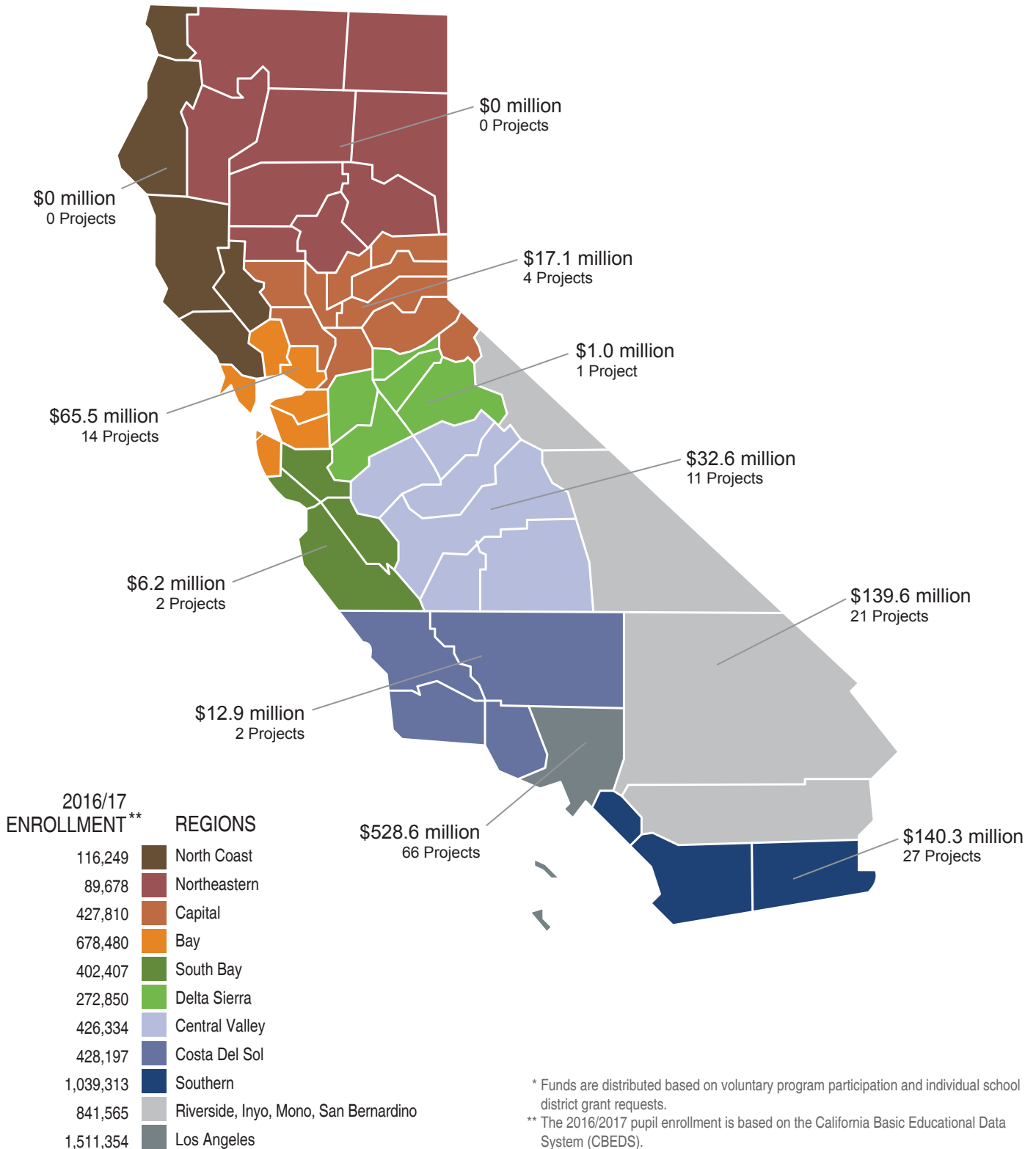
SCHOOL FACILITY PROGRAM

Funding by School Facility Program Service Region\*

State Allocation Board Meeting, January 24, 2018

Overcrowding Relief Grant Program

The below map illustrates the regional distribution of \$943.9 million in Overcrowding Relief Grant school facility funding awarded by the State Allocation Board from 1998 to December 31, 2017. The map also shows the regional distribution of projects.



REPORT OF THE EXECUTIVE OFFICER  
State Allocation Board Meeting, January 24, 2018

CHARTER SCHOOL FACILITIES PROGRAM  
PRELIMINARY CHARTER SCHOOL APPORTIONMENTS

PURPOSE OF REPORT

To provide 25 Preliminary Charter School Apportionments for the Charter School Facilities Program (CSFP) in the amount of \$243,013,928.

DESCRIPTION

Kindergarten Through Community College Public Education Facilities Bond Act of 2016 (Proposition 51) provides \$500 million for the CSFP. This program provides qualified applicants with a preliminary apportionment for the construction of new charter schools or the rehabilitation of existing district-owned facilities that are at least 15 years old.

The applications that are included on Attachment B underwent a thorough review process by both the California School Finance Authority (CSFA) and the Office of Public School Construction (OPSC). The applicants have been determined to be financially sound and all program requirements have been met. This item seeks Board approval of the Preliminary Charter School Apportionments shown on Attachment B.

AUTHORITY

See Attachment A.

BACKGROUND

In 2002, Assembly Bill 14 created the CSFP. Through the passage of the Kindergarten-University Public Education Facilities Bond Acts of 2002 (Proposition 47), 2004 (Proposition 55) and 2006 (Proposition 1D), \$900 million has been made available for the new construction of charter school facilities or the rehabilitation of existing school district facilities for charter school use. Proposition 51 made an additional \$500 million available for the CSFP. This program allows charter schools that provide site based instruction to access State facility funding directly or through the school district where the project will be physically located.

The CSFP permits a charter school, or school district filing on behalf of a charter school (applicant), to apply for a Preliminary Charter School Apportionment for new construction projects and rehabilitation of existing district-owned facilities that are at least 15 years old. To qualify for funding, a charter school must be deemed financially sound by CSFA.

If the estimated total apportionment of all financially sound applicants exceeds the funds available the Board will provide Preliminary Charter School Apportionments based on both preference points and funding category using the following criteria per School Facility Program (SFP) Regulation Section 1859.164 to ensure that a variety of project types are funded.

BACKGROUND (cont.)

Preference points for applicants are calculated based on the following criteria:

- Percentage of overcrowding for the school district where the project will be located and the project's effort to relieve overcrowding;
- Percentage of low income pupils in the school district where the project will be located, any public school within the Charter School General Location, or the existing charter school;
- Whether or not the entity operating the charter school is a non-profit entity, and
- Whether or not the charter school is rehabilitating existing district-owned facilities.

Once the preference points have been established, the application with the highest number of points will be funded in each of the following categories pursuant to SFP Regulation Section 1859.164:

- (a) Geographical Region One, Two, Three, or Four
- (b) Urban, Rural or Suburban areas
- (c) Large, Medium, or Small Charter Schools
- (d) K-6, 7-8, or 9-12 grade levels.

The Preliminary Charter School Apportionment is a reservation of CSFP bond authority for the project. Successful applicants must obtain the necessary plan and site approvals and convert from preliminary to a Final Charter School Apportionment meeting all the SFP criteria within a four-year period, unless a one-time one-year extension is granted. Any Preliminary Charter School Apportionment not converted within the specified time period will be rescinded and the authority reserved for the project will be returned to the CSFP.

All applicants that have a Preliminary Charter School Apportionment may request an advance fund release for design costs. Applicants that reserved costs for site acquisition as part of their Preliminary Charter School Apportionment may also request an advance fund release to purchase a site. The amounts for site acquisition and design are calculated pursuant to SFP Regulation Section 1859.164.2. Applicants must participate in the Priority Funding process to request these funds, as outlined in SFP Regulation Section 1859.90.2.

STAFF ANALYSIS/STATEMENTS

As a result of the passage of Proposition 51, and pursuant to School Facility Program Regulation Section 1859.161, a filing round for the CSFP occurred from February 6, 2017 through June 5, 2017. The OPSC accepted 191 applications requesting approximately \$3.5 billion in funding by the filing deadline.

On Attachment B of this item, the first 25 applications eligible for funding are presented for Board approval. The applications have been fully processed and determined to be financially sound by CSFA. They are shown in rank order as required by SFP Regulation Section 1859.164, and are recommended for a Preliminary Charter School Apportionment.

OPSC anticipates bringing a subsequent item to the next available Board meeting to award additional Preliminary Charter School Apportionments up to the amount of available CSFP bond authority.

RECOMMENDATIONS

1. Approve Preliminary Charter School Apportionments for the projects shown on Attachment B in the amount of \$243,013,928. Applicants receiving a Preliminary Charter School Apportionment must convert the project to a Final Charter School Apportionment within four years from the date of this approval pursuant to SFP Regulation Section 1859.166.
2. Place the separate advance fund release amounts for design and site, as applicable, for each Preliminary Charter School Apportionment on the Unfunded List (Lack of AB 55 Loans).

This Item was approved by the State Allocation Board on January 24, 2018.

## ATTACHMENT A

### AUTHORITY

Education Code (EC) Section 17078.52(a) There is hereby established the Charter Schools Facilities Program to provide funding to qualifying entities for the purpose of establishing school facilities for charter school pupils.

EC Section 17078.52(c)(3) "Preliminary apportionment" means an apportionment made for eligible applicants under this article in advance of full compliance with all of the application requirements otherwise required for an apportionment pursuant to this chapter. The process for making preliminary apportionments under this article shall be substantially identical to the process established for critically overcrowded schools pursuant to Section 17078.22 to 17078.30, inclusive.

Education Code Section 101122(a)(2) states that "The amount of five hundred million dollars (\$500,000,000) shall be available for providing school facilities to charter schools pursuant to Article 12 (commencing with Section 17078.52) of Chapter 12.5 of Part 10 of Division 1 of Title 1."

School Facility Program (SFP) Regulation Section 1859.2 "Final Charter School Apportionment" shall mean a Preliminary Charter School Apportionment that has been converted to a Final Charter School Apportionment in accordance with 1859.165.

SFP Regulation Section 1859.2 "Preliminary Charter School Apportionment" means an apportionment made pursuant to Education Code Section 17078.52(c)(3).

SFP Regulation Section 1859.161. Preliminary Charter School Application Submittals.

An applicant seeking a Preliminary Charter School Apportionment shall complete and submit Form SAB 50-09 between February 2003 and March 31, 2003, or during a period of 120 calendar days beginning 90 calendar days after an election authorizing additional funding.

The Board may establish additional application filing periods as needed.

SFP Regulation Section 1859.164. Application Funding Criteria.

If the estimated total apportionments of all Financially Sound Preliminary Charter School Applications received in either filing period specified in Section 1859.161 exceed the funds available, the applications shall be identified in each of the following four categories:

- (a) Geographical Region One, Two, Three, or Four.
- (b) Urban, Rural, or Suburban areas.
- (c) Large, Medium, or Small Charter Schools.
- (d) K-6, 7-8, or 9-12 grade levels.

The Board shall first apportion one project of each possible type, a maximum of four in category (a) and a maximum of three in categories (b) through (d), starting with (a) and continuing through (d). If more than one application is received of the same type within a category, the Board will apportion based on which project has the highest preference points, calculated in Section 1859.164.1. If a project has the highest preference points but was previously apportioned, the project with the next highest preference points will be apportioned. The same process will continue for the remaining categories until the Board has apportioned a project within each type in categories (a) through (d), or until no funding remains. If after funding one project in each category (a) through (d), funding remains available, the process shall be repeated until no funding remains.

...



Section 1859.164.1. Calculation of Preference Points.

Preference points will be calculated for all Preliminary Charter School Applications. An application shall receive preference points based on the total of (a), (b), (c) and (d), up to a maximum of 160 points, as follows:

(a) Low Income: Up to 40 points based on the percentage of pupils at either the Charter School or school district where the Charter School is or will be located, or any public school within the Charter School General Location meeting the definition of Low-income. The Charter School may report the highest percentage of the three. Use the following sliding scale to determine the number of preference points:

Percentage Receiving Free/Reduced Lunch	Preference Points Assigned
5-15%	4
16-30%	8
31-39%	12
40-47%	16
48-55%	20
56-64%	24
65-73%	28
74-82%	32
83-92%	36
93%	36.5
94%	37
95%	37.5
96%	38
97%	38.5
98%	39
99%	39.5
100%	40

(b) Overcrowded School District: Up to 40 points if the school district where the Charter School is physically located is determined to be overcrowded by dividing the remaining New Construction Eligibility (prior to the reduction from this application) by the district’s current enrollment and multiplying the product by 100. The following sliding scale determines the maximum number of preference points available for the degree of overcrowding:

Percentage Overcrowded	Preference Points Assigned
2-9%	4
10-13%	8
14-16%	12
17-19%	16
20-22%	20
23-25%	24
26-33%	28
34-41%	32
42-49%	36
50% and above	40

The method of allocating preference points to applicants will utilize the percentage overcrowded chart for a maximum point distribution. Next, each application will be assigned an “effort” percentage which further allocates points within each

overcrowding point category. The percentage generated by the number of unhoused pupils that the project will house, divided by the project capacity will represent the effort made to relieve overcrowding in the district. The “effort” percentage will be assigned the following point distribution:

<b>% Effort to Relieve Overcrowding</b>	<b>Ratio of Overcrowded Points Awarded</b>
40% or more	100% of the points for the overcrowded category
30-39%	90% of the points for the overcrowded category
20-29%	80% of the points for the overcrowded category
10-19%	70% of the points for the overcrowded category
1-9%	60% of the points for the overcrowded category
0	No points for the overcrowded category

The total points assigned for overcrowding will be calculated by applying the appropriate “effort” percentage and its corresponding ratio of points to the percentage overcrowded category for the district in which the project will be physically located.

(c) Non-Profit Entity: If the entity operating the Charter School meets the definition of a Non-Profit Entity, the project will receive 40 preference points.

(d) Existing Facilities: If the project proposes to rehabilitate existing facilities, the project will receive 40 preference points.

**Section 1859.164.2. Preliminary Charter School Apportionment Fund Release.**

An applicant receiving a Preliminary Charter School Apportionment from the Board after July 2, 2003 may request an advance release of funds for either of the following:

(a) A separate advance release of funds for design equal to 20 percent of the amount determined in Section 1859.163.1(a)(1) through (8) and Section 1859.163.1(c)(1) and (2) or Section 1859.163.5(a)(1) through (6) and Section 1859.163.5(b)(1) and (2).

(b) A separate advance release of funds for site acquisition once the requirements in Section 1859.81.1(a)(2) and (3) are met for an amount not to exceed the Preliminary Charter School Apportionment for site acquisition. The Board shall release to the applicant an amount up to the Preliminary Charter School Apportionment determined in Section 1859.163.1(b).

Qualified applicants may request a separate advance release of funds for the design and for the site acquisition for the same project. An applicant seeking an advance release of funds pursuant to (a) and/or (b) must have been deemed and maintained financial soundness status from the Authority. Subject to the availability of financing provided by the Pooled Money Investment Board for bond-funded projects, the OPSC will release State funds included in a Preliminary Charter School Apportionment pursuant to (a) or (b) to the applicant after submittal of the Form SAB 50-05. The OPSC shall not release funds in excess of the Preliminary Charter School Apportionment. State funds released from a Preliminary Charter School Apportionment pursuant to this Section shall be subject to the provisions in Section 1859.166. Once the Preliminary Charter School Apportionment is converted to a Final Charter School Apportionment pursuant to Section 1859.167, the applicant may request a release of the remaining funds as prescribed in Section 1859.90 or 1859.90.2. Prior to the release of any funds, the Charter School Agreements must be executed.

Section 1859.165. Conversion of Preliminary Charter School Apportionment.

When a Preliminary Charter School Apportionment is converted to a Final Charter School Apportionment, all the following criteria must be met:

- (a) The Final Charter School Apportionment request must meet all criteria on the Form SAB 50-04.
- (b) An applicant seeking to convert a Preliminary Charter School Apportionment to a Final Charter School Apportionment shall complete and file Form SAB 50-04. The number of pupils being requested cannot exceed the amount the applicant originally requested and received at the Preliminary Charter School Apportionment. If the applicant is unable to meet the criteria in this Section, the Preliminary Charter School Apportionment shall be rescinded pursuant to the provisions of Section 1859.166.

Section 1859.166. Time Limit on Preliminary Charter School Apportionment.

(a) A complete request to convert a Preliminary Charter School Apportionment to a Final Charter School Apportionment pursuant to Section 1859.165 shall be made within four years of the date of the Preliminary Charter School Apportionment unless the applicant received approval of an extension pursuant to Section 1859.166.1.

(b) If (a) is not met, and the applicant has not received an advance release of funds as provided in Section 1859.164.2, the following will occur:

(1) the Preliminary Charter School Apportionment shall be rescinded and any remaining Preliminary Charter School Apportionment, not released to the applicant, shall be transferred to the Unrestricted Charter School Fund within the appropriate Charter School Facility Account, and;

(2) the SFP New Construction Eligibility will be increased by the number of unhoused pupils pursuant to Section 1859.162.2 for the school district that physically contains the Charter School within its geographical boundaries.

(c) If (a) is not met, and the applicant has received an advance release of funds as provided in Section 1859.164.2, the following will occur:

(1) The Preliminary Charter School Apportionment shall be rescinded and any remaining Preliminary Charter School Apportionment, not released to the applicant, shall be transferred to the Unrestricted Charter School Fund within the appropriate Charter School Facility Account, and;

(2) Funds released pursuant to Section 1859.164.2(a) shall be reduced to cost incurred and closed-out pursuant to Section 1859.106 with a corresponding SFP new construction baseline eligibility adjustment for the pupils assigned to the Preliminary Charter School Application. The adjustment to the baseline eligibility shall be based on the ratio of the number of unhoused pupils pursuant to Section 1859.162.2 and the project capacity which generated the project funding to the eligible expenditures. Any funds released are subject to the fifty percent local matching share requirement as required by EC 17078.54(d). Funds returned pursuant to Section 1859.106 shall be transferred to the Unrestricted Charter School Fund within the appropriate Charter School Facility Account, and;

(3) Funds released pursuant to Section 1859.164.2(b) shall be subject to the provisions of Section 1859.171.

Section 1859.166.1. Preliminary Charter School Apportionment Time Limit Extension.

An applicant that has received a Preliminary Charter School Apportionment may request a single one-year extension of the time limit prescribed in Section 1859.166(a). The Board shall approve the request provided the criteria in (a) or

(b) are met:

(a) The applicant has provided evidence of both of the following:

(1) The CDE has made a contingent or final approval of the proposed site; and,

(2) The DSA has confirmed that the final plans for the project have been submitted to the DSA for review and approval.

(b) Other evidence satisfactory to the Board justifying the extension.

ATTACHMENT B

State Allocation Board Meeting, January 24, 2018  
Charter School Facilities Program Unfunded Preliminary Apportionments

Application Number	District	Charter School	Application Received Date	Preference Points	CATEGORY 1		CATEGORY 2		CATEGORY 3		CATEGORY 4		State Share	Loan	Cash Contribution	Total Project Cost	Total State Share (including Lease Payment Amount)	Cumulative Value of Unfunded Preliminary Apportionments
					Region	Funding Order	Urban, Rural, Suburban	Funding Order	Large, Medium, Small	Funding Order	Grade Level	Funding Order						
54/75283-00-006	Natomas Unified	Natomas Pacific Pathways Preparatory Middle	05/25/17	128	1	1	Urban	~	Large	~	7-8	~	\$2,259,216.00	\$0.00	\$2,259,216.00	\$4,518,432.00	\$2,259,216.00	\$2,259,216.00
54/75283-00-007	Natomas Unified	Natomas Pacific Pathways Preparatory Middle	05/25/17	128	1	1	Urban	~	Large	~	7-8	~	\$4,577,180.00	\$0.00	\$4,577,180.00	\$9,154,360.00	\$4,577,180.00	\$6,836,396.00
54/72256-00-001	Visalia Unified	Blue Oak Academy	06/05/17	144	2	2	Rural	~	Small	~	7-8	~	\$3,754,119.00	\$3,754,119.00	\$0.00	\$7,508,238.00	\$7,508,238.00	\$14,344,634.00
54/72256-00-002	Visalia Unified	Blue Oak Academy	06/05/17	144	2	2	Rural	~	Small	~	7-8	~	\$5,772,912.00	\$5,772,912.00	\$0.00	\$11,545,824.00	\$11,545,824.00	\$25,890,458.00
54/69229-00-001	Lompoc Unified	Manzanita Public Charter	06/01/17	108	3	3	Rural	~	Large	~	K-6	~	\$367,847.00	\$171,905.00	\$195,942.00	\$735,694.00	\$539,752.00	\$26,430,210.00
54/68338-00-003	San Diego Unified	America's Finest Charter	05/18/17	120	4	4	Urban	~	Large	~	7-8	~	\$5,804,376.00	\$0.00	\$5,804,376.00	\$11,608,752.00	\$5,804,376.00	\$32,234,586.00
54/61259-09-008	Oakland Unified	Leadership Public Schools Oakland R&D Campus	05/26/17	120	2	~	Urban	5	Large	~	9-12	~	\$1,232,387.00	\$1,232,387.00	\$0.00	\$2,464,774.00	\$2,464,774.00	\$34,699,360.00
54/61259-09-009	Oakland Unified	Leadership Public Schools Oakland R&D Campus	05/26/17	120	2	~	Urban	5	Large	~	9-12	~	\$12,827,400.00	\$12,827,400.00	\$0.00	\$25,654,800.00	\$25,654,800.00	\$60,354,160.00
54/72256-00-003	Visalia Unified	Sycamore Valley Academy	06/05/17	140	2	~	Rural	6	Large	~	7-8	~	\$2,410,597.00	\$2,410,597.00	\$0.00	\$4,821,194.00	\$4,821,194.00	\$65,175,354.00
54/72256-00-004	Visalia Unified	Sycamore Valley Academy	06/05/17	140	2	~	Rural	6	Large	~	7-8	~	\$836,989.00	\$836,989.00	\$0.00	\$1,673,978.00	\$1,673,978.00	\$66,849,332.00
54/61796-04-001	West Contra Costa Unified	Caliber - Beta Academy	06/05/17	118.5	1	~	Suburban	7	Large	~	7-8	~	\$7,398,725.00	\$7,398,725.00	\$0.00	\$14,797,450.00	\$14,797,450.00	\$81,646,782.00
54/61796-04-002	West Contra Costa Unified	Caliber - Beta Academy	06/05/17	118.5	1	~	Suburban	7	Large	~	7-8	~	\$5,597,342.00	\$5,597,342.00	\$0.00	\$11,194,684.00	\$11,194,684.00	\$92,841,466.00
54/68338-00-006	San Diego Unified	Gompers Preparatory Academy	06/02/17	120	4	~	Urban	~	Large	8	9-12	~	\$25,596,202.00	\$0.00	\$25,596,202.00	\$51,192,404.00	\$25,596,202.00	\$118,437,668.00
54/61259-09-010	Oakland Unified	Lighthouse Community Charter - Lodestar	06/05/17	120	2	~	Urban	~	Medium	9	9-12	~	\$2,002,061.00	\$2,002,061.00	\$0.00	\$4,004,122.00	\$4,004,122.00	\$122,441,790.00
54/61259-09-011	Oakland Unified	Lighthouse Community Charter - Lodestar	06/05/17	120	2	~	Urban	~	Medium	9	9-12	~	\$21,502,848.00	\$21,502,848.00	\$0.00	\$43,005,696.00	\$43,005,696.00	\$165,447,486.00
54/65532-00-001	Mariposa County Unified	Sierra Foothill Charter	06/05/17	100	2	~	Rural	~	Small	10	7-8	~	\$1,214,122.00	\$0.00	\$1,214,122.00	\$2,428,244.00	\$1,214,122.00	\$166,661,608.00
54/61259-00-006	Oakland Unified	Education for Change - Achieve Academy	06/05/17	119	2	~	Urban	~	Large	~	K-6	11	\$10,935,905.00	\$10,935,905.00	\$0.00	\$21,871,810.00	\$21,871,810.00	\$188,533,418.00
54/68338-00-007	San Diego Unified	Albert Einstein Academy Charter Elementary	06/02/17	120	4	~	Urban	~	Large	~	7-8	12	\$13,047,101.00	\$0.00	\$13,047,101.00	\$26,094,202.00	\$13,047,101.00	\$201,580,519.00
54/61259-09-006	Oakland Unified	East Bay Innovation Academy	06/05/17	120	2	~	Urban	~	Large	~	9-12	13	\$2,377,073.00	\$2,377,073.00	\$0.00	\$4,754,146.00	\$4,754,146.00	\$206,334,665.00
54/61259-09-007	Oakland Unified	East Bay Innovation Academy	06/05/17	120	2	~	Urban	~	Large	~	9-12	13	\$5,122,927.00	\$5,122,927.00	\$0.00	\$10,245,854.00	\$10,245,854.00	\$216,580,519.00
54/67447-00-005	San Juan Unified	Gateway International School	06/05/17	118	1	14	Urban	~	Large	~	7-8	~	\$6,638,718.00	\$6,638,718.00	\$0.00	\$13,277,436.00	\$13,277,436.00	\$229,857,955.00
54/61259-13-005	Oakland Unified	Urban Montessori Charter	06/05/17	120	2	15	Urban	~	Large	~	7-8	~	\$696,358.00	\$696,358.00	\$0.00	\$1,392,716.00	\$1,392,716.00	\$231,250,671.00
54/61259-13-006	Oakland Unified	Urban Montessori Charter	06/05/17	120	2	15	Urban	~	Large	~	7-8	~	\$3,374,754.00	\$3,374,754.00	\$0.00	\$6,749,508.00	\$6,749,508.00	\$238,000,179.00
54/68809-00-001	San Luis Coastal Unified	Bellevue-Santa Fe Charter School	06/01/17	92	3	16	Rural	~	Small	~	K-6	~	\$2,955,911.00	\$0.00	\$2,955,911.00	\$5,911,822.00	\$2,955,911.00	\$240,956,090.00
54/68338-00-005	San Diego Unified	San Diego Global Vision Academy	05/18/17	119.5	4	17	Urban	~	Medium	~	7-8	~	\$2,057,838.00	\$0.00	\$2,057,838.00	\$4,115,676.00	\$2,057,838.00	\$243,013,928.00

**SCHOOL DISTRICT DATA**

<b>Application No</b>	54/75283-00-006	<b>County</b>	Sacramento
<b>School District</b>	Natomas Unified	<b>Charter School</b>	Natomas Pacific Pathways Preparatory Middle
		<b>School Name</b>	Natomas Pacific Pathways Preparatory Middle

**PROJECT DATA**

Type of Project: Middle School  
Pupils Assigned: K-6:  
7-8:  
9-12:  
Non-Severe:  
Severe:  
Non-Toilet sq. ft.: 9,085  
Toilet sq. ft.: 515

Application Filing Basis: District  
Number of Classrooms: 9  
Master Plan Acres:  
Existing Acres: 14.50  
Proposed Acres: 0.00  
Recommended Acres: 14.00

**PRELIMINARY GRANT DATA**

Charter School Base Grant	\$ 1,901,250.00
Two-Stop Elevator	<u>98,056.00</u>
Subtotal	1,999,306.00
Inflator Factor	<u>259,910.00</u>
Total State Project Share (50%)	2,259,216.00
CSFA Lease-Payment Amount	0.00
Charter School Cash Contribution	<u>2,259,216.00</u>
<b>Total Project Cost</b>	<b>\$ <u>4,518,432.00</u></b>

**PROJECT FINANCING**

State Share  
This Project \$ 2,259,216.00  
Charter School Share  
CSFA Lease Amount  
Cash Contribution 2,259,216.00  
Total Project Cost \$ 4,518,432.00

**HISTORY OF PROJECT COST AND APPORTIONMENT**

	Fund Code	Proposition	Authorized This Action	Unfunded Preliminary Apportionment
<u>State Share</u>				
Charter School Grant	951-540	51	\$ 2,259,216.00	\$ 2,259,216.00
<u>Charter School Share</u>				
CSFA Lease Amount				
Cash Contribution			<u>2,259,216.00</u>	
<b>Total Project Cost</b>			<b>\$ <u>4,518,432.00</u></b>	<b>\$ <u>2,259,216.00</u></b>

**Funding Source: Proposition 51 Bonds/2016-Nov**

The Applicant shall ensure that it is in compliance with all applicable laws, regulations and certifications it made on the program forms.

Based on the Board's action on June 5, 2017, this project is subject to the Grant Agreement submittal pursuant to School Facility Program Regulation Section 1859.90.4.

The Applicant is responsible for ensuring that the project is compliant with Prevailing Wage Monitoring and/or Labor Compliance Program requirements at the time construction contracts are executed and/or construction commenced.

The above Charter School Grant is a maximum reservation of funding for each of the construction and site acquisition amounts (50 percent State share amount) and is not intended to reflect the actual project costs at the time the project is converted to a Final Charter School Apportionment (FCSA). The FCSA shall be based on SAB regulation allowances established at the time the project is converted and shall not exceed the maximum amounts in each category.

**SCHOOL DISTRICT DATA**

<b>Application No</b>	54/75283-00-007	<b>County</b>	Sacramento
<b>School District</b>	Natomas Unified	<b>Charter School</b>	Natomas Pacific Pathways Preparatory Middle
		<b>School Name</b>	Natomas Pacific Pathways Preparatory Middle

**PROJECT DATA**

Type of Project: Middle School  
Pupils Assigned: **K-6:** 81  
**7-8:** 216  
**9-12:**  
**Non-Severe:**  
**Severe:**  
  
**Non-Toilet sq. ft.:**  
**Toilet sq. ft.:**

**PRELIMINARY GRANT DATA**

<b>Charter School Base Grant</b>	\$ 3,600,450.00
<b>Site Development</b>	450,152.00
<b>Subtotal</b>	4,050,602.00
<b>Inflator Factor</b>	526,578.00
<b>Total State Project Share (50%)</b>	4,577,180.00
<b>CSFA Lease-Payment Amount</b>	0.00
<b>Charter School Cash Contribution</b>	4,577,180.00
<b>Total Project Cost</b>	<b>\$ 9,154,360.00</b>

**Application Filing Basis:** District  
**Number of Classrooms:** 11  
**Master Plan Acres:**  
**Existing Acres:** 14.50  
**Proposed Acres:** 0.00  
**Recommended Acres:** 14.00

**PROJECT FINANCING**

State Share  
This Project \$ 4,577,180.00  
Charter School Share  
CSFA Lease Amount  
Cash Contribution 4,577,180.00  
**Total Project Cost \$ 9,154,360.00**

**HISTORY OF PROJECT COST AND APPORTIONMENT**

	Fund Code	Proposition	Authorized This Action	Unfunded Preliminary Apportionment
<u>State Share</u>				
<b>Charter School Grant</b>	951-540	51	\$ 4,577,180.00	\$ 4,577,180.00
<u>Charter School Share</u>				
CSFA Lease Amount				
Cash Contribution			4,577,180.00	
<b>Total Project Cost</b>			<b>\$ 9,154,360.00</b>	<b>\$ 4,577,180.00</b>

**Funding Source: Proposition 51 Bonds/2016-Nov**

The Applicant shall ensure that it is in compliance with all applicable laws, regulations and certifications it made on the program forms.

Based on the Board's action on June 5, 2017, this project is subject to the Grant Agreement submittal pursuant to School Facility Program Regulation Section 1859.90.4.

The Applicant is responsible for ensuring that the project is compliant with Prevailing Wage Monitoring and/or Labor Compliance Program requirements at the time construction contracts are executed and/or construction commenced.

The above Charter School Grant is a maximum reservation of funding for each of the construction and site acquisition amounts (50 percent State share amount) and is not intended to reflect the actual project costs at the time the project is converted to a Final Charter School Apportionment (FCSA). The FCSA shall be based on SAB regulation allowances established at the time the project is converted and shall not exceed the maximum amounts in each category.

**SCHOOL DISTRICT DATA**

<b>Application No</b>	54/72256-00-001	<b>County</b>	Tulare
<b>School District</b>	Visalia Unified	<b>Charter School</b>	Blue Oak Academy
		<b>School Name</b>	Blue Oak Academy

**PROJECT DATA**

**Type of Project:** Middle School

**Pupils Assigned**

K-6:	
7-8:	
9-12:	
<b>Non-Severe:</b>	
<b>Severe:</b>	

**Non-Toilet sq. ft.:** 16,140

**Toilet sq. ft.:** 1,021

**Application Filing Basis:** District

**Number of Classrooms:** 11

**Master Plan Acres:**

**Existing Acres:** 12.47

**Proposed Acres:** 0.00

**Recommended Acres:** 14.00

**PRELIMINARY GRANT DATA**

<b>Charter School Base Grant</b>	\$ 3,322,229.00
<b>Subtotal</b>	3,322,229.00
<b>Inflator Factor</b>	431,890.00
<b>Total State Project Share (50%)</b>	3,754,119.00
<b>CSFA Lease-Payment Amount</b>	3,754,119.00
<b>Charter School Cash Contribution</b>	0.00
<b>Total Project Cost</b>	<b>\$ 7,508,238.00</b>

**PROJECT FINANCING**

State Share

**This Project** \$ 3,754,119.00

Charter School Share

**CSFA Lease Amount** 3,754,119.00

**Cash Contribution**

**Total Project Cost** \$ 7,508,238.00

**HISTORY OF PROJECT COST AND APPORTIONMENT**

	Fund Code	Proposition	Authorized This Action	Unfunded Preliminary Apportionment
<u>State Share</u>				
<b>Charter School Grant</b>	951-540	51	\$ 3,754,119.00	\$ 3,754,119.00
<u>Charter School Share</u>				
<b>CSFA Lease Amount</b>	951-544	51	3,754,119.00	3,754,119.00
<b>Cash Contribution</b>				
<b>Total Project Cost</b>			<b>\$ 7,508,238.00</b>	<b>\$ 7,508,238.00</b>

**Funding Source: Proposition 51 Bonds/2016-Nov**

The Applicant shall ensure that it is in compliance with all applicable laws, regulations and certifications it made on the program forms.

Based on the Board's action on June 5, 2017, this project is subject to the Grant Agreement submittal pursuant to School Facility Program Regulation Section 1859.90.4.

The Applicant is responsible for ensuring that the project is compliant with Prevailing Wage Monitoring and/or Labor Compliance Program requirements at the time construction contracts are executed and/or construction commenced.

The above Charter School Grant is a maximum reservation of funding for each of the construction and site acquisition amounts (50 percent State share amount) and is not intended to reflect the actual project costs at the time the project is converted to a Final Charter School Apportionment (FCSA). The FCSA shall be based on SAB regulation allowances established at the time the project is converted and shall not exceed the maximum amounts in each category.

The Charter School Base Grant was capped at the new construction capacity of the project as required by School Facility Program Regulation Section 1859.163.5.

**SCHOOL DISTRICT DATA**

<b>Application No</b>	54/72256-00-002	<b>County</b>	Tulare
<b>School District</b>	Visalia Unified	<b>Charter School</b>	Blue Oak Academy
		<b>School Name</b>	Blue Oak Academy

**PROJECT DATA**

<b>Type of Project:</b>	Middle School
<b>Pupils Assigned</b>	
	<b>K-6:</b> 250
	<b>7-8:</b> 108
	<b>9-12:</b>
	<b>Non-Severe:</b>
	<b>Severe:</b>
<b>Non-Toilet sq. ft.:</b>	
<b>Toilet sq. ft.:</b>	

**PRELIMINARY GRANT DATA**

<b>Charter School Base Grant</b>	\$	4,235,872.00
<b>Site Development</b>		<u>872,900.00</u>
<b>Subtotal</b>		5,108,772.00
<b>Inflator Factor</b>		<u>664,140.00</u>
<b>Total State Project Share (50%)</b>		5,772,912.00
<b>CSFA Lease-Payment Amount</b>		5,772,912.00
<b>Charter School Cash Contribution</b>		<u>0.00</u>
<b>Total Project Cost</b>	\$	<u><u>11,545,824.00</u></u>

<b>Application Filing Basis:</b>	District
<b>Number of Classrooms:</b>	14
<b>Master Plan Acres:</b>	
<b>Existing Acres:</b>	12.47
<b>Proposed Acres:</b>	0.00
<b>Recommended Acres:</b>	14.00

**PROJECT FINANCING**

<u>State Share</u>	
<b>This Project</b>	\$ 5,772,912.00
<u>Charter School Share</u>	
<b>CSFA Lease Amount</b>	5,772,912.00
<b>Cash Contribution</b>	
<b>Total Project Cost</b>	\$ <u><u>11,545,824.00</u></u>

**HISTORY OF PROJECT COST AND APPORTIONMENT**

	Fund Code	Proposition	Authorized This Action	Unfunded Preliminary Apportionment
<u>State Share</u>				
<b>Charter School Grant</b>	951-540	51	\$ 5,772,912.00	\$ 5,772,912.00
<u>Charter School Share</u>				
<b>CSFA Lease Amount</b>	951-544	51	5,772,912.00	5,772,912.00
<b>Cash Contribution</b>				
<b>Total Project Cost</b>			\$ <u><u>11,545,824.00</u></u>	\$ <u><u>11,545,824.00</u></u>

**Funding Source: Proposition 51 Bonds/2016-Nov**

The Applicant shall ensure that it is in compliance with all applicable laws, regulations and certifications it made on the program forms.

Based on the Board's action on June 5, 2017, this project is subject to the Grant Agreement submittal pursuant to School Facility Program Regulation Section 1859.90.4.

The Applicant is responsible for ensuring that the project is compliant with Prevailing Wage Monitoring and/or Labor Compliance Program requirements at the time construction contracts are executed and/or construction commenced.

The above Charter School Grant is a maximum reservation of funding for each of the construction and site acquisition amounts (50 percent State share amount) and is not intended to reflect the actual project costs at the time the project is converted to a Final Charter School Apportionment (FCSA). The FCSA shall be based on SAB regulation allowances established at the time the project is converted and shall not exceed the maximum amounts in each category.



**SCHOOL DISTRICT DATA**

<b>Application No</b>	54/69229-00-001	<b>County</b>	Santa Barbara
<b>School District</b>	Lompoc Unified	<b>Charter School</b>	Manzanita Public Charter
		<b>School Name</b>	Manzanita Public Charter

**PROJECT DATA**

<b>Type of Project:</b>	Elementary School
<b>Pupils Assigned</b>	<b>K-6:</b>
	<b>7-8:</b>
	<b>9-12:</b>
	<b>Non-Severe:</b>
	<b>Severe:</b>
<b>Non-Toilet sq. ft.:</b>	3,670
<b>Toilet sq. ft.:</b>	1,611
<b>Application Filing Basis:</b>	Charter
<b>Number of Classrooms:</b>	1
<b>Master Plan Acres:</b>	
<b>Existing Acres:</b>	11.10
<b>Proposed Acres:</b>	0.00
<b>Recommended Acres:</b>	11.10

**PRELIMINARY GRANT DATA**

<b>Charter School Base Grant</b>	<b>\$</b>	290,650.00
<b>Small Size</b>		<u>34,878.00</u>
<b>Subtotal</b>		325,528.00
<b>Inflator Factor</b>		<u>42,319.00</u>
<b>Total State Project Share (50%)</b>		367,847.00
<b>CSFA Lease-Payment Amount</b>		171,905.00
<b>Charter School Cash Contribution</b>		<u>195,942.00</u>
<b>Total Project Cost</b>	<b>\$</b>	<b><u>735,694.00</u></b>

**PROJECT FINANCING**

<u>State Share</u>	
<b>This Project</b>	<b>\$ 367,847.00</b>
<u>Charter School Share</u>	
<b>CSFA Lease Amount</b>	171,905.00
<b>Cash Contribution</b>	<u>195,942.00</u>
<b>Total Project Cost</b>	<b>\$ <u>735,694.00</u></b>

**HISTORY OF PROJECT COST AND APPORTIONMENT**

	Fund Code	Proposition	Authorized This Action	Unfunded Preliminary Apportionment
<u>State Share</u>				
<b>Charter School Grant</b>	951-540	51	\$ 367,847.00	\$ 367,847.00
<u>Charter School Share</u>				
<b>CSFA Lease Amount</b>	951-544	51	171,905.00	171,905.00
<b>Cash Contribution</b>			<u>195,942.00</u>	
<b>Total Project Cost</b>			<b>\$ <u>735,694.00</u></b>	<b>\$ <u>539,752.00</u></b>

**Funding Source: Proposition 51 Bonds/2016-Nov**

The Applicant shall ensure that it is in compliance with all applicable laws, regulations and certifications it made on the program forms.

Based on the Board's action on June 5, 2017, this project is subject to the Grant Agreement submittal pursuant to School Facility Program Regulation Section 1859.90.4.

The Applicant is responsible for ensuring that the project is compliant with Prevailing Wage Monitoring and/or Labor Compliance Program requirements at the time construction contracts are executed and/or construction commenced.

The above Charter School Grant is a maximum reservation of funding for each of the construction and site acquisition amounts (50 percent State share amount) and is not intended to reflect the actual project costs at the time the project is converted to a Final Charter School Apportionment (FCSA). The FCSA shall be based on SAB regulation allowances established at the time the project is converted and shall not exceed the maximum amounts in each category.

The Charter School Base Grant was capped at the new construction capacity of the project as required by School Facility Program Regulation Section 1859.163.5.

**SCHOOL DISTRICT DATA**

<b>Application No</b>	54/68338-00-003	<b>County</b>	San Diego
<b>School District</b>	San Diego Unified	<b>Charter School</b>	America's Finest Charter
		<b>School Name</b>	America's Finest Charter

**PROJECT DATA**

**Type of Project:** Middle School

**Pupils Assigned**

K-6:	
7-8:	
9-12:	
Non-Severe:	
Severe:	

Non-Toilet sq. ft.: 20,514

Toilet sq. ft.: 646

**Application Filing Basis:** District

**Number of Classrooms:** 14

**Master Plan Acres:**

**Existing Acres:** 3.10

**Proposed Acres:** 0.00

**Recommended Acres:** 10.10

**PRELIMINARY GRANT DATA**

<b>Charter School Base Grant</b>	\$ 4,117,300.00
<b>Urban/Security/Impacted Site</b>	<u>1,019,316.00</u>
<b>Subtotal</b>	5,136,616.00
<b>Inflator Factor</b>	<u>667,760.00</u>
<b>Total State Project Share (50%)</b>	5,804,376.00
<b>CSFA Lease-Payment Amount</b>	0.00
<b>Charter School Cash Contribution</b>	<u>5,804,376.00</u>
<b>Total Project Cost</b>	<u><u>\$ 11,608,752.00</u></u>

**PROJECT FINANCING**

State Share

**This Project** \$ 5,804,376.00

Charter School Share

**CSFA Lease Amount**

**Cash Contribution** 5,804,376.00

**Total Project Cost** \$ 11,608,752.00

**HISTORY OF PROJECT COST AND APPORTIONMENT**

	Fund Code	Proposition	Authorized This Action	Unfunded Preliminary Apportionment
<u>State Share</u>				
<b>Charter School Grant</b>	951-540	51	5,804,376.00	5,804,376.00
<u>Charter School Share</u>				
<b>CSFA Lease Amount</b>	951-544	51		
<b>Cash Contribution</b>			<u>5,804,376.00</u>	
<b>Total Project Cost</b>			<u><u>\$ 11,608,752.00</u></u>	<u><u>\$ 5,804,376.00</u></u>

**Funding Source: Proposition 51 Bonds/2016-Nov**

The Applicant shall ensure that it is in compliance with all applicable laws, regulations and certifications it made on the program forms.

Based on the Board's action on June 5, 2017, this project is subject to the Grant Agreement submittal pursuant to School Facility Program Regulation Section 1859.90.4.

The Applicant is responsible for ensuring that the project is compliant with Prevailing Wage Monitoring and/or Labor Compliance Program requirements at the time construction contracts are executed and/or construction commenced.

The above Charter School Grant is a maximum reservation of funding for each of the construction and site acquisition amounts (50 percent State share amount) and is not intended to reflect the actual project costs at the time the project is converted to a Final Charter School Apportionment (FCSA). The FCSA shall be based on SAB regulation allowances established at the time the project is converted and shall not exceed the maximum amounts in each category.

**SCHOOL DISTRICT DATA**

<b>Application No</b>	54/61259-09-008	<b>County</b>	Alameda
<b>School District</b>	Oakland Unified	<b>Charter School</b>	Leadership Public Schools Oakland R&D Campus
		<b>School Name</b>	Leadership Public Schools Oakland R&D Campus

**PROJECT DATA**

<b>Type of Project:</b>	High School
<b>Pupils Assigned</b>	<b>K-6:</b>
	<b>7-8:</b>
	<b>9-12:</b>
	<b>Non-Severe:</b>
	<b>Severe:</b>
<b>Non-Toilet sq. ft.:</b>	4,575
<b>Toilet sq. ft.:</b>	225
<b>Application Filing Basis:</b>	Charter
<b>Number of Classrooms:</b>	2
<b>Master Plan Acres:</b>	
<b>Existing Acres:</b>	13.53
<b>Proposed Acres:</b>	0.00
<b>Recommended Acres:</b>	23.20

**PRELIMINARY GRANT DATA**

<b>Charter School Base Grant</b>	<b>\$</b>	843,588.00
<b>Urban/Security/Impacted Site</b>		131,314.00
<b>Two-Stop Elevator</b>		98,056.00
<b>Additional Stop</b>		17,650.00
<b>Subtotal</b>		1,090,608.00
<b>Inflator Factor</b>		141,779.00
<b>Total State Project Share (50%)</b>		1,232,387.00
<b>CSFA Lease-Payment Amount</b>		1,232,387.00
<b>Charter School Cash Contribution</b>		0.00
<b>Total Project Cost</b>	<b>\$</b>	<b>2,464,774.00</b>

**PROJECT FINANCING**

<u>State Share</u>	
<b>This Project</b>	<b>\$ 1,232,387.00</b>
<u>Charter School Share</u>	
<b>CSFA Lease Amount</b>	1,232,387.00
<b>Cash Contribution</b>	
<b>Total Project Cost</b>	<b>\$ 2,464,774.00</b>

**HISTORY OF PROJECT COST AND APPORTIONMENT**

	Fund Code	Proposition	Authorized This Action	Unfunded Preliminary Apportionment
<u>State Share</u>				
<b>Charter School Grant</b>	951-540	51	\$ 1,232,387.00	\$ 1,232,387.00
<u>Charter School Share</u>				
<b>CSFA Lease Amount</b>	951-544	51	1,232,387.00	1,232,387.00
<b>Cash Contribution</b>				
<b>Total Project Cost</b>			<b>\$ 2,464,774.00</b>	<b>\$ 2,464,774.00</b>

**Funding Source: Proposition 51 Bonds/2016-Nov**

The Applicant shall ensure that it is in compliance with all applicable laws, regulations and certifications it made on the program forms.

Based on the Board's action on June 5, 2017, this project is subject to the Grant Agreement submittal pursuant to School Facility Program Regulation Section 1859.90.4.

The Applicant is responsible for ensuring that the project is compliant with Prevailing Wage Monitoring and/or Labor Compliance Program requirements at the time construction contracts are executed and/or construction commenced.

The above Charter School Grant is a maximum reservation of funding for each of the construction and site acquisition amounts (50 percent State share amount) and is not intended to reflect the actual project costs at the time the project is converted to a Final Charter School Apportionment (FCSA). The FCSA shall be based on SAB regulation allowances established at the time the project is converted and shall not exceed the maximum amounts in each category.

The Charter School Base Grant was capped at the new construction capacity of the project as required by School Facility Program Regulation Section 1859.163.5.

**SCHOOL DISTRICT DATA**

<b>Application No</b>	54/61259-09-009	<b>County</b>	Alameda
<b>School District</b>	Oakland Unified	<b>Charter School</b>	Leadership Public Schools Oakland R&D Campus
		<b>School Name</b>	Leadership Public Schools Oakland R&D Campus

**PROJECT DATA**

<b>Type of Project:</b>	High School
<b>Pupils Assigned</b>	
<b>K-6:</b>	
<b>7-8:</b>	
<b>9-12:</b>	546
<b>Non-Severe:</b>	
<b>Severe:</b>	
<b>Non-Toilet sq. ft.:</b>	
<b>Toilet sq. ft.:</b>	
<b>Application Filing Basis:</b>	Charter
<b>Number of Classrooms:</b>	21
<b>Master Plan Acres:</b>	
<b>Existing Acres:</b>	13.53
<b>Proposed Acres:</b>	0.00
<b>Recommended Acres:</b>	23.20

**PRELIMINARY GRANT DATA**

<b>Charter School Base Grant</b>	<b>\$</b>	8,529,612.00
<b>Multi-Level Construction</b>	<b>21 CRs</b>	1,023,553.00
<b>Site Development</b>		350,000.00
<b>Urban/Security/Impacted Site</b>		1,448,516.00
<b>Subtotal</b>		11,351,681.00
<b>Inflator Factor</b>		1,475,719.00
<b>Total State Project Share (50%)</b>		12,827,400.00
<b>CSFA Lease-Payment Amount</b>		12,827,400.00
<b>Charter School Cash Contribution</b>		0.00
<b>Total Project Cost</b>	<b>\$</b>	<b>25,654,800.00</b>

**PROJECT FINANCING**

<u>State Share</u>	
<b>This Project</b>	<b>\$ 12,827,400.00</b>
<u>Charter School Share</u>	
<b>CSFA Lease Amount</b>	12,827,400.00
<b>Cash Contribution</b>	
<b>Total Project Cost</b>	<b>\$ <u>25,654,800.00</u></b>

**HISTORY OF PROJECT COST AND APPORTIONMENT**

	<b>Fund Code</b>	<b>Proposition</b>	<b>Authorized This Action</b>	<b>Unfunded Preliminary Apportionment</b>
<u>State Share</u>				
<b>Charter School Grant</b>	951-540	51	12,827,400.00	12,827,400.00
<u>Charter School Share</u>				
<b>CSFA Lease Amount</b>	951-544	51	12,827,400.00	12,827,400.00
<b>Cash Contribution</b>				
<b>Total Project Cost</b>			<b>\$ <u>25,654,800.00</u></b>	<b>\$ <u>25,654,800.00</u></b>

**Funding Source: Proposition 51 Bonds/2016-Nov**

The Applicant shall ensure that it is in compliance with all applicable laws, regulations and certifications it made on the program forms.

Based on the Board's action on June 5, 2017, this project is subject to the Grant Agreement submittal pursuant to School Facility Program Regulation Section 1859.90.4.

The Applicant is responsible for ensuring that the project is compliant with Prevailing Wage Monitoring and/or Labor Compliance Program requirements at the time construction contracts are executed and/or construction commenced.

The above Charter School Grant is a maximum reservation of funding for each of the construction and site acquisition amounts (50 percent State share amount) and is not intended to reflect the actual project costs at the time the project is converted to a Final Charter School Apportionment (FCSA). The FCSA shall be based on SAB regulation allowances established at the time the project is converted and shall not exceed the maximum amounts in each category.

**SCHOOL DISTRICT DATA**

<b>Application No</b>	54/72256-00-003	<b>County</b>	Tulare
<b>School District</b>	Visalia Unified	<b>Charter School</b>	Sycamore Valley Academy
		<b>School Name</b>	Sycamore Valley Academy

**PROJECT DATA**

**Type of Project:** Middle School

**Pupils Assigned**

<b>K-6:</b>	50
<b>7-8:</b>	108
<b>9-12:</b>	

**Non-Severe:**

**Severe:**

**Non-Toilet sq. ft.:**

**Toilet sq. ft.:**

**Application Filing Basis:** District

**Number of Classrooms:** 6

**Master Plan Acres:**

**Existing Acres:** 3.18

**Proposed Acres:** 0.00

**Recommended Acres:** 14.00

**PRELIMINARY GRANT DATA**

<b>Charter School Base Grant</b>	\$	1,910,672.00
<b>Site Development</b>		<u>222,600.00</u>
<b>Subtotal</b>		2,133,272.00
<b>Inflator Factor</b>		<u>277,325.00</u>
<b>Total State Project Share (50%)</b>		2,410,597.00
<b>CSFA Lease-Payment Amount</b>		2,410,597.00
<b>Charter School Cash Contribution</b>		<u>0.00</u>
<b>Total Project Cost</b>	\$	<u><u>4,821,194.00</u></u>

**PROJECT FINANCING**

State Share

**This Project** \$ 2,410,597.00

Charter School Share

**CSFA Lease Amount** 2,410,597.00

**Cash Contribution**

**Total Project Cost** \$ 4,821,194.00

**HISTORY OF PROJECT COST AND APPORTIONMENT**

	Fund Code	Proposition	Authorized This Action	Unfunded Preliminary Apportionment
<u>State Share</u>				
<b>Charter School Grant</b>	951-540	51	2,410,597.00	2,410,597.00
<u>Charter School Share</u>				
<b>CSFA Lease Amount</b>	951-544	51	2,410,597.00	2,410,597.00
<b>Cash Contribution</b>				
<b>Total Project Cost</b>			\$ <u><u>4,821,194.00</u></u>	\$ <u><u>4,821,194.00</u></u>

**Funding Source: Proposition 51 Bonds/2016-Nov**

The Applicant shall ensure that it is in compliance with all applicable laws, regulations and certifications it made on the program forms.

Based on the Board's action on June 5, 2017, this project is subject to the Grant Agreement submittal pursuant to School Facility Program Regulation Section 1859.90.4.

The Applicant is responsible for ensuring that the project is compliant with Prevailing Wage Monitoring and/or Labor Compliance Program requirements at the time construction contracts are executed and/or construction commenced.

The above Charter School Grant is a maximum reservation of funding for each of the construction and site acquisition amounts (50 percent State share amount) and is not intended to reflect the actual project costs at the time the project is converted to a Final Charter School Apportionment (FCSA). The FCSA shall be based on SAB regulation allowances established at the time the project is converted and shall not exceed the maximum amounts in each category.

**SCHOOL DISTRICT DATA**

<b>Application No</b>	54/72256-00-004	<b>County</b>	Tulare
<b>School District</b>	Visalia Unified	<b>Charter School</b>	Sycamore Valley Academy
		<b>School Name</b>	Sycamore Valley Academy

**PROJECT DATA**

**Type of Project:** Middle School

**Pupils Assigned**

<b>K-6:</b>	
<b>7-8:</b>	
<b>9-12:</b>	
<b>Non-Severe:</b>	
<b>Severe:</b>	

**Non-Toilet sq. ft.:** 6,343

**Toilet sq. ft.:** 258

**Application Filing Basis:** District

**Number of Classrooms:** 2

**Master Plan Acres:**

**Existing Acres:** 3.18

**Proposed Acres:** 0.00

**Recommended Acres:** 14.00

**PRELIMINARY GRANT DATA**

<b>Charter School Base Grant</b>	\$ 581,300.00
<b>Urban/Security/Impacted Site</b>	<u>159,398.00</u>
<b>Subtotal</b>	740,698.00
<b>Inflator Factor</b>	<u>96,291.00</u>
<b>Total State Project Share (50%)</b>	836,989.00
<b>CSFA Lease-Payment Amount</b>	836,989.00
<b>Charter School Cash Contribution</b>	<u>0.00</u>
<b>Total Project Cost</b>	<b>\$ <u>1,673,978.00</u></b>

**PROJECT FINANCING**

State Share

**This Project**                     \$   836,989.00

Charter School Share

**CSFA Lease Amount**             836,989.00

**Cash Contribution**

**Total Project Cost**             \$ 1,673,978.00

**HISTORY OF PROJECT COST AND APPORTIONMENT**

	Fund Code	Proposition	Authorized This Action	Unfunded Preliminary Apportionment
<u>State Share</u>				
<b>Charter School Grant</b>	951-540	51	836,989.00	836,989.00
<u>Charter School Share</u>				
<b>CSFA Lease Amount</b>	951-544	51	836,989.00	836,989.00
<b>Cash Contribution</b>				
<b>Total Project Cost</b>			<b>\$ <u>1,673,978.00</u></b>	<b>\$ <u>1,673,978.00</u></b>

**Funding Source: Proposition 51 Bonds/2016-Nov**

The Applicant shall ensure that it is in compliance with all applicable laws, regulations and certifications it made on the program forms.

Based on the Board's action on June 5, 2017, this project is subject to the Grant Agreement submittal pursuant to School Facility Program Regulation Section 1859.90.4.

The Applicant is responsible for ensuring that the project is compliant with Prevailing Wage Monitoring and/or Labor Compliance Program requirements at the time construction contracts are executed and/or construction commenced.

The above Charter School Grant is a maximum reservation of funding for each of the construction and site acquisition amounts (50 percent State share amount) and is not intended to reflect the actual project costs at the time the project is converted to a Final Charter School Apportionment (FCSA). The FCSA shall be based on SAB regulation allowances established at the time the project is converted and shall not exceed the maximum amounts in each category.

The Charter School Base Grant was capped a the new construction capacity of the project as required by School Facility Program Regulation Section 1859.163.5.

**SCHOOL DISTRICT DATA**

<b>Application No</b>	54/61796-04-001	<b>County</b>	Contra Costa
<b>School District</b>	West Contra Costa Unified	<b>Charter School</b>	Caliber
		<b>School Name</b>	Caliber: Beta Academy

**PROJECT DATA**

**Type of Project:** Middle School

**Pupils Assigned**

<b>K-6:</b>	
<b>7-8:</b>	
<b>9-12:</b>	
<b>Non-Severe:</b>	
<b>Severe:</b>	

**Non-Toilet sq. ft.:** 42,918

**Toilet sq. ft.:** 1,473

**Application Filing Basis:** Charter

**Number of Classrooms:** 20

**Master Plan Acres:**

**Existing Acres:** 9.00

**Proposed Acres:** 0.00

**Recommended Acres:** 16.90

**PRELIMINARY GRANT DATA**

<b>Charter School Base Grant</b>	\$ 6,146,544.00
<b>Urban/Security/Impacted Site</b>	<u>401,000.00</u>
<b>Subtotal</b>	6,547,544.00
<b>Inflator Factor</b>	<u>851,181.00</u>
<b>Total State Project Share (50%)</b>	7,398,725.00
<b>CSFA Lease-Payment Amount</b>	7,398,725.00
<b>Charter School Cash Contribution</b>	<u>0.00</u>
<b>Total Project Cost</b>	<b>\$ <u>14,797,450.00</u></b>

**PROJECT FINANCING**

<u>State Share</u>	
<b>This Project</b>	\$ 7,398,725.00
<u>Charter School Share</u>	
<b>CSFA Lease Amount</b>	7,398,725.00
<b>Cash Contribution</b>	
<b>Total Project Cost</b>	<b>\$ <u>14,797,450.00</u></b>

**HISTORY OF PROJECT COST AND APPORTIONMENT**

	Fund Code	Proposition	Authorized This Action	Unfunded Preliminary Apportionment
<u>State Share</u>				
<b>Charter School Grant</b>	951-540	51	\$ 7,398,725.00	\$ 7,398,725.00
<u>Charter School Share</u>				
<b>CSFA Lease Amount</b>	951-544	51	7,398,725.00	7,398,725.00
<b>Cash Contribution</b>				
<b>Total Project Cost</b>			<b>\$ <u>14,797,450.00</u></b>	<b>\$ <u>14,797,450.00</u></b>

**Funding Source: Proposition 51 Bonds/2016-Nov**

The Applicant shall ensure that it is in compliance with all applicable laws, regulations and certifications it made on the program forms.

Based on the Board's action on June 5, 2017, this project is subject to the Grant Agreement submittal pursuant to School Facility Program Regulation Section 1859.90.4.

The Applicant is responsible for ensuring that the project is compliant with Prevailing Wage Monitoring and/or Labor Compliance Program requirements at the time construction contracts are executed and/or construction commenced.

The above Charter School Grant is a maximum reservation of funding for each of the construction and site acquisition amounts (50 percent State share amount) and is not intended to reflect the actual project costs at the time the project is converted to a Final Charter School Apportionment (FCSA). The FCSA shall be based on SAB regulation allowances established at the time the project is converted and shall not exceed the maximum amounts in each category.

The Charter School Base Grant was capped at the new construction capacity of the project as required by School Facility Program Regulation Section 1859.163.5.

The Urban/Security/Impacted Site grant was reduced from \$1,059,117 to \$401,000 as requested by the Applicant for purposes of financial soundness.

**SCHOOL DISTRICT DATA**

<b>Application No</b>	54/61796-04-002	<b>County</b>	Contra Costa
<b>School District</b>	West Contra Costa Unified	<b>Charter School</b>	Caliber
		<b>School Name</b>	Caliber: Beta Academy

**PROJECT DATA**

**Type of Project:** Middle School

**Pupils Assigned**

K-6:	400
7-8:	
9-12:	

**Non-Severe:**

**Severe:**

**Non-Toilet sq. ft.:**

**Toilet sq. ft.:**

**Application Filing Basis:** Charter

**Number of Classrooms:** 16

**Master Plan Acres:**

**Existing Acres:** 9.00

**Proposed Acres:** 0.00

**Recommended Acres:** 16.90

**PRELIMINARY GRANT DATA**

<b>Charter School Base Grant</b>	\$ 4,650,400.00
<b>Multilevel Construction</b>	303,000.00
<b>Subtotal</b>	4,953,400.00
<b>Inflator Factor</b>	643,942.00
<b>Total State Project Share (50%)</b>	5,597,342.00
<b>CSFA Lease-Payment Amount</b>	5,597,342.00
<b>Charter School Cash Contribution</b>	0.00
<b>Total Project Cost</b>	<b>\$ 11,194,684.00</b>

**PROJECT FINANCING**

<u>State Share</u>	
<b>This Project</b>	\$ 5,597,342.00
<u>Charter School Share</u>	
<b>CSFA Lease Amount</b>	5,597,342.00
<b>Cash Contribution</b>	
<b>Total Project Cost</b>	<b>\$ 11,194,684.00</b>

**HISTORY OF PROJECT COST AND APPORTIONMENT**

	Fund Code	Proposition	Authorized This Action	Unfunded Preliminary Apportionment
<u>State Share</u>				
<b>Charter School Grant</b>	951-540	51	\$ 5,597,342.00	\$ 5,597,342.00
<u>Charter School Share</u>				
<b>CSFA Lease Amount</b>	951-544	51	5,597,342.00	5,597,342.00
<b>Cash Contribution</b>				
<b>Total Project Cost</b>			<b>\$ 11,194,684.00</b>	<b>\$ 11,194,684.00</b>

**Funding Source: Proposition 51 Bonds/2016-Nov**

The Applicant shall ensure that it is in compliance with all applicable laws, regulations and certifications it made on the program forms.

Based on the Board's action on June 5, 2017, this project is subject to the Grant Agreement submittal pursuant to School Facility Program Regulation Section 1859.90.4.

The Applicant is responsible for ensuring that the project is compliant with Prevailing Wage Monitoring and/or Labor Compliance Program requirements at the time construction contracts are executed and/or construction commenced.

The above Charter School Grant is a maximum reservation of funding for each of the construction and site acquisition amounts (50 percent State share amount) and is not intended to reflect the actual project costs at the time the project is converted to a Final Charter School Apportionment (FCSA). The FCSA shall be based on SAB regulation allowances established at the time the project is converted and shall not exceed the maximum amounts in each category.

The Multilevel Construction grant was reduced from \$558,048 to \$303,000 as requested by the Applicant for purposes of financial soundness.



**SCHOOL DISTRICT DATA**

<b>Application No</b>	54/68338-00-006	<b>County</b>	San Diego
<b>School District</b>	San Diego Unified	<b>Charter School</b>	Gompers Preparatory Academy
		<b>School Name</b>	Gompers Preparatory Academy

**PROJECT DATA**

<b>Type of Project:</b>	High School
<b>Pupils Assigned</b>	<b>K-6:</b>
	<b>7-8:</b>
	<b>9-12:</b>
	<b>Non-Severe:</b>
	<b>Severe:</b>
<b>Non-Toilet sq. ft.:</b>	110,709
<b>Toilet sq. ft.:</b>	2,868
<b>Application Filing Basis:</b>	District
<b>Number of Classrooms:</b>	62
<b>Master Plan Acres:</b>	
<b>Existing Acres:</b>	21.30
<b>Proposed Acres:</b>	0.00
<b>Recommended Acres:</b>	37.80

**PRELIMINARY GRANT DATA**

<b>Charter School Base Grant</b>	\$	22,009,830.00
<b>Urban/Security/Impacted Site</b>		3,572,658.00
<b>Two-Stop Elevator</b>		98,056.00
<b>Subtotal</b>		25,680,544.00
<b>Inflator Factor</b>		3,338,471.00
<b>Total State Project Share (50%)</b>		29,019,015.00
<b>Off-Set for 57/68338-00-091</b>		-3,422,813.00
<b>Adjusted Total State Project Share (50%)</b>		25,596,202.00
<b>CSFA Lease-Payment Amount</b>		0.00
<b>Charter School Cash Contribution</b>		25,596,202.00
<b>Total Project Cost</b>	\$	<u>51,192,404.00</u>

**PROJECT FINANCING**

<u>State Share</u>	
<b>This Project</b>	\$ 25,596,202.00
<u>Charter School Share</u>	
<b>CSFA Lease Amount</b>	
<b>Cash Contribution</b>	<u>25,596,202.00</u>
<b>Total Project Cost</b>	<u>\$ 51,192,404.00</u>

**HISTORY OF PROJECT COST AND APPORTIONMENT**

	Fund Code	Proposition	Authorized This Action	Unfunded Preliminary Apportionment
<u>State Share</u>				
<b>Charter School Grant</b>	951-540	51	\$ 25,596,202.00	\$ 25,596,202.00
<u>Charter School Share</u>				
<b>CSFA Lease Amount</b>				
<b>Cash Contribution</b>			<u>25,596,202.00</u>	
<b>Total Project Cost</b>			<u>\$ 51,192,404.00</u>	<u>\$ 25,596,202.00</u>

**Funding Source: Proposition 51 Bonds/2016-Nov**

The Applicant shall ensure that it is in compliance with all applicable laws, regulations and certifications it made on the program forms.

Based on the Board's action on June 5, 2017, this project is subject to the Grant Agreement submittal pursuant to School Facility Program Regulation Section 1859.90.4.

The Applicant is responsible for ensuring that the project is compliant with Prevailing Wage Monitoring and/or Labor Compliance Program requirements at the time construction contracts are executed and/or construction commenced.

The above Charter School Grant is a maximum reservation of funding for each of the construction and site acquisition amounts (50 percent State share amount) and is not intended to reflect the actual project costs at the time the project is converted to a Final Charter School Apportionment (FCSA). The FCSA shall be based on SAB regulation allowances established at the time the project is converted and shall not exceed the maximum amounts in each category.

**SCHOOL DISTRICT DATA**

<b>Application No</b>	54/61259-09-010	<b>County</b>	Alameda
<b>School District</b>	Oakland Unified	<b>Charter School</b>	Lighthouse Community Charter
		<b>School Name</b>	Lodestar

**PROJECT DATA**

<b>Type of Project:</b>	High School
<b>Pupils Assigned</b>	
<b>K-6:</b>	
<b>7-8:</b>	
<b>9-12:</b>	
<b>Non-Severe:</b>	
<b>Severe:</b>	
<b>Non-Toilet sq. ft.:</b>	6,720
<b>Toilet sq. ft.:</b>	

**PRELIMINARY GRANT DATA**

<b>Charter School Base Grant</b>	<b>\$</b>	1,276,800.00
<b>Urban/Security/Impacted Site</b>		396,879.00
<b>Two-Stop Elevator</b>		98,056.00
<b>Subtotal</b>		1,771,735.00
<b>Inflator Factor</b>		230,326.00
<b>Total State Project Share (50%)</b>		2,002,061.00
<b>CSFA Lease-Payment Amount</b>		2,002,061.00
<b>Charter School Cash Contribution</b>		0.00
<b>Total Project Cost</b>	<b>\$</b>	<b>4,004,122.00</b>

<b>Application Filing Basis:</b>	Charter
<b>Number of Classrooms:</b>	7
<b>Master Plan Acres:</b>	
<b>Existing Acres:</b>	3.90
<b>Proposed Acres:</b>	0.00
<b>Recommended Acres:</b>	33.20

**PROJECT FINANCING**

<u>State Share</u>	
<b>This Project</b>	<b>\$ 2,002,061.00</b>
<u>Charter School Share</u>	
<b>CSFA Lease Amount</b>	2,002,061.00
<b>Cash Contribution</b>	
<b>Total Project Cost</b>	<b>\$ 4,004,122.00</b>

**HISTORY OF PROJECT COST AND APPORTIONMENT**

	Fund Code	Proposition	Authorized This Action	Unfunded Preliminary Apportionment
<u>State Share</u>				
<b>Charter School Grant</b>	951-540	51	\$ 2,002,061.00	\$ 2,002,061.00
<u>Charter School Share</u>				
<b>CSFA Lease Amount</b>	951-544	51	2,002,061.00	2,002,061.00
<b>Cash Contribution</b>				
<b>Total Project Cost</b>			<b>\$ 4,004,122.00</b>	<b>\$ 4,004,122.00</b>

**Funding Source: Proposition 51 Bonds/2016-Nov**

The Applicant shall ensure that it is in compliance with all applicable laws, regulations and certifications it made on the program forms.

Based on the Board's action on June 5, 2017, this project is subject to the Grant Agreement submittal pursuant to School Facility Program Regulation Section 1859.90.4.

The Applicant is responsible for ensuring that the project is compliant with Prevailing Wage Monitoring and/or Labor Compliance Program requirements at the time construction contracts are executed and/or construction commenced.

The above Charter School Grant is a maximum reservation of funding for each of the construction and site acquisition amounts (50 percent State share amount) and is not intended to reflect the actual project costs at the time the project is converted to a Final Charter School Apportionment (FCSA). The FCSA shall be based on SAB regulation allowances established at the time the project is converted and shall not exceed the maximum amounts in each category.

**SCHOOL DISTRICT DATA**

<b>Application No</b>	54/61259-09-011	<b>County</b>	Alameda
<b>School District</b>	Oakland Unified	<b>Charter School</b>	Lighthouse Community Charter
		<b>School Name</b>	Lodestar

**PROJECT DATA**

<b>Type of Project:</b>	High School	
<b>Pupils Assigned</b>	<b>K-6:</b>	275
	<b>7-8:</b>	135
	<b>9-12:</b>	351
	<b>Non-Severe:</b>	
	<b>Severe:</b>	
	<b>Non-Toilet sq. ft.:</b>	
	<b>Toilet sq. ft.:</b>	
<b>Application Filing Basis:</b>	Charter	
<b>Number of Classrooms:</b>	29	
<b>Master Plan Acres:</b>		
<b>Existing Acres:</b>	3.90	
<b>Proposed Acres:</b>	0.00	
<b>Recommended Acres:</b>	33.20	

**PRELIMINARY GRANT DATA**

<b>Charter School Base Grant</b>	<b>\$</b>	10,342,187.00
<b>Multilevel Construction</b>	<b>29 CRS</b>	1,241,062.00
<b>Urban/Security/Impacted Site</b>		7,375,820.00
<b>Site Development</b>		70,000.00
<b>Subtotal</b>		19,029,069.00
<b>Inflator Factor</b>		2,473,779.00
<b>Total State Project Share (50%)</b>		21,502,848.00
<b>CSFA Lease-Payment Amount</b>		21,502,848.00
<b>Charter School Cash Contribution</b>		0.00
<b>Total Project Cost</b>	<b>\$</b>	<b>43,005,696.00</b>

**PROJECT FINANCING**

<u>State Share</u>	
<b>This Project</b>	<b>\$ 21,502,848.00</b>
<u>Charter School Share</u>	
<b>CSFA Lease Amount</b>	21,502,848.00
<b>Cash Contribution</b>	
<b>Total Project Cost</b>	<b>\$ <u>43,005,696.00</u></b>

**HISTORY OF PROJECT COST AND APPORTIONMENT**

	Fund Code	Proposition	Authorized This Action	Unfunded Preliminary Apportionment
<u>State Share</u>				
<b>Charter School Grant</b>	951-540	51	\$ 21,502,848.00	\$ 21,502,848.00
<u>Charter School Share</u>				
<b>CSFA Lease Amount</b>	951-544	51	21,502,848.00	21,502,848.00
<b>Cash Contribution</b>				
<b>Total Project Cost</b>			<b>\$ <u>43,005,696.00</u></b>	<b>\$ <u>43,005,696.00</u></b>

**Funding Source: Proposition 51 Bonds/2016-Nov**

The Applicant shall ensure that it is in compliance with all applicable laws, regulations and certifications it made on the program forms.

Based on the Board's action on June 5, 2017, this project is subject to the Grant Agreement submittal pursuant to School Facility Program Regulation Section 1859.90.4.

The Applicant is responsible for ensuring that the project is compliant with Prevailing Wage Monitoring and/or Labor Compliance Program requirements at the time construction contracts are executed and/or construction commenced.

The above Charter School Grant is a maximum reservation of funding for each of the construction and site acquisition amounts (50 percent State share amount) and is not intended to reflect the actual project costs at the time the project is converted to a Final Charter School Apportionment (FCSA). The FCSA shall be based on SAB regulation allowances established at the time the project is converted and shall not exceed the maximum amounts in each category.

SAB Meeting: January 24, 2018

Charter School Facilities Program  
Rehabilitation Preliminary Apportionment

**SCHOOL DISTRICT DATA**

<b>Application No</b>	54/65532-00-001	<b>County</b>	Mariposa
<b>School District</b>	Mariposa County Unified	<b>Charter School</b>	Sierra Foothill Charter
		<b>School Name</b>	Sierra Foothill Charter

**PROJECT DATA**

**Type of Project:** Middle School

**Pupils Assigned**

K-6:	
7-8:	
9-12:	
<b>Non-Severe:</b>	
<b>Severe:</b>	

**Non-Toilet sq. ft.:** 3,840

**Toilet sq. ft.:** 672

**PRELIMINARY GRANT DATA**

<b>Charter School Base Grant</b>	<b>\$</b>	913,643.00
<b>Small Size</b>	<b>12%</b>	109,637.00
<b>Geographic Percent</b>	<b>5%</b>	51,164.00
<b>Subtotal</b>		1,074,444.00
<b>Inflator Factor</b>		139,678.00
<b>Total State Project Share (50%)</b>		1,214,122.00
<b>CSFA Lease-Payment Amount</b>		0.00
<b>Charter School Cash Contribution</b>		1,214,122.00
<b>Total Project Cost</b>	<b>\$</b>	<b>2,428,244.00</b>

**Application Filing Basis:** District

**Number of Classrooms:** 3

**Master Plan Acres:**

**Existing Acres:** 5.68

**Proposed Acres:** 0.00

**Recommended Acres:** 6.80

**PROJECT FINANCING**

State Share

This Project \$ 1,214,122.00

Charter School Share

CSFA Lease Amount

Cash Contribution 1,214,122.00

**Total Project Cost \$ 2,428,244.00**

**HISTORY OF PROJECT COST AND APPORTIONMENT**

	<b>Fund Code</b>	<b>Proposition</b>	<b>Authorized This Action</b>	<b>Unfunded Preliminary Apportionment</b>
<u>State Share</u>				
Charter School Grant	951-540	51	\$ 1,214,122.00	\$ 1,214,122.00
<u>Charter School Share</u>				
CSFA Lease Amount				
Cash Contribution			1,214,122.00	
<b>Total Project Cost</b>			<b>\$ 2,428,244.00</b>	<b>\$ 1,214,122.00</b>

**Funding Source: Proposition 51 Bonds/2016-Nov**

The Applicant shall ensure that it is in compliance with all applicable laws, regulations and certifications it made on the program forms.

Based on the Board's action on June 5, 2017, this project is subject to the Grant Agreement submittal pursuant to School Facility Program Regulation Section 1859.90.4.

The Applicant is responsible for ensuring that the project is compliant with Prevailing Wage Monitoring and/or Labor Compliance Program requirements at the time construction contracts are executed and/or construction commenced.

The above Charter School Grant is a maximum reservation of funding for each of the construction and site acquisition amounts (50 percent State share amount) and is not intended to reflect the actual project costs at the time the project is converted to a Final Charter School Apportionment (FCSA). The FCSA shall be based on SAB regulation allowances established at the time the project is converted and shall not exceed the maximum amounts in each category.

The Charter School Base Grant was capped at the new construction capacity of the project as required by School Facility Program Regulation Section 1859.163.5.

**SCHOOL DISTRICT DATA**

<b>Application No</b>	54/61259-00-006	<b>County</b>	Alameda
<b>School District</b>	Oakland Unified	<b>Charter School</b>	Education for Change
		<b>School Name</b>	Achieve Academy

**PROJECT DATA**

**Type of Project:** Elementary School

**Pupils Assigned**

K-6:	
7-8:	
9-12:	
Non-Severe:	
Severe:	
Non-Toilet sq. ft.:	37,447
Toilet sq. ft.:	1,749

**Application Filing Basis:** Charter

**Number of Classrooms:** 27

**Master Plan Acres:**

**Existing Acres:** 3.90

**Proposed Acres:** 0.00

**Recommended Acres:** 12.10

**PRELIMINARY GRANT DATA**

<b>Charter School Base Grant</b>	\$ 7,709,590.00
<b>Elevator</b>	98,056.00
<b>Urban/Security/Impacted Site</b>	1,870,146.00
<b>Subtotal</b>	9,677,792.00
<b>Inflator Factor</b>	1,258,113.00
<b>Total State Project Share (50%)</b>	10,935,905.00
<b>CSFA Lease-Payment Amount</b>	10,935,905.00
<b>Charter School Cash Contribution</b>	0.00
<b>Total Project Cost</b>	<b>\$ 21,871,810.00</b>

**PROJECT FINANCING**

<u>State Share</u>	
<b>This Project</b>	\$ 10,935,905.00
<u>Charter School Share</u>	
<b>CSFA Lease Amount</b>	10,935,905.00
<b>Cash Contribution</b>	
<b>Total Project Cost</b>	<b>\$ 21,871,810.00</b>

**HISTORY OF PROJECT COST AND APPORTIONMENT**

	Fund Code	Proposition	Authorized This Action	Unfunded Preliminary Apportionment
<u>State Share</u>				
<b>Charter School Grant</b>	951-540	51	\$ 10,935,905.00	\$ 10,935,905.00
<u>Charter School Share</u>				
<b>CSFA Lease Amount</b>	951-544	51	10,935,905.00	10,935,905.00
<b>Cash Contribution</b>				
<b>Total Project Cost</b>			<b>\$ 21,871,810.00</b>	<b>\$ 21,871,810.00</b>

**Funding Source: Proposition 51 Bonds/2016-Nov**

The Applicant shall ensure that it is in compliance with all applicable laws, regulations and certifications it made on the program forms.

Based on the Board's action on June 5, 2017, this project is subject to the Grant Agreement submittal pursuant to School Facility Program Regulation Section 1859.90.4.

The Applicant is responsible for ensuring that the project is compliant with Prevailing Wage Monitoring and/or Labor Compliance Program requirements at the time construction contracts are executed and/or construction commenced.

The above Charter School Grant is a maximum reservation of funding for each of the construction and site acquisition amounts (50 percent State share amount) and is not intended to reflect the actual project costs at the time the project is converted to a Final Charter School Apportionment (FCSA). The FCSA shall be based on SAB regulation allowances established at the time the project is converted and shall not exceed the maximum amounts in each category.

**SCHOOL DISTRICT DATA**

<b>Application No</b>	54/68338-00-007	<b>County</b>	San Diego
<b>School District</b>	San Diego Unified	<b>Charter School</b>	Albert Einstein Academy Charter Elementary
		<b>School Name</b>	Albert Einstein Academy Charter Elementary

**PROJECT DATA**

<b>Type of Project:</b>	Elementary School
<b>Pupils Assigned</b>	<b>K-6:</b>
	<b>7-8:</b>
	<b>9-12:</b>
	<b>Non-Severe:</b>
	<b>Severe:</b>
<b>Non-Toilet sq. ft.:</b>	62,660
<b>Toilet sq. ft.:</b>	2,501
<b>Application Filing Basis:</b>	District
<b>Number of Classrooms:</b>	36
<b>Master Plan Acres:</b>	
<b>Existing Acres:</b>	4.02
<b>Proposed Acres:</b>	0.00
<b>Recommended Acres:</b>	12.40

**PRELIMINARY GRANT DATA**

<b>Charter School Base Grant</b>	<b>\$</b>	10,463,400.00
<b>Urban/Security/Impacted Site</b>		<u>2,531,180.00</u>
<b>Subtotal</b>		12,994,580.00
<b>Inflator Factor</b>		<u>1,689,295.00</u>
<b>Total State Project Share (50%)</b>		14,683,875.00
<b>Off-Set for 57/68338-00-085</b>		-1,636,774.00
<b>Adjusted Total State Project Share (50%)</b>		13,047,101.00
<b>CSFA Lease-Payment Amount</b>		0.00
<b>Charter School Cash Contribution</b>		<u>13,047,101.00</u>
<b>Total Project Cost</b>	<b>\$</b>	<u><u>26,094,202.00</u></u>

**PROJECT FINANCING**

<u>State Share</u>	
This Project	\$ 13,047,101.00
<u>Charter School Share</u>	
CSFA Lease Amount	
Cash Contribution	<u>13,047,101.00</u>
<b>Total Project Cost</b>	<b>\$ <u>26,094,202.00</u></b>

**HISTORY OF PROJECT COST AND APPORTIONMENT**

	Fund Code	Proposition	Authorized This Action	Unfunded Preliminary Apportionment
<u>State Share</u>				
Charter School Grant	951-540	51	\$ 13,047,101.00	\$ 13,047,101.00
<u>Charter School Share</u>				
CSFA Lease Amount				
Cash Contribution			<u>13,047,101.00</u>	
<b>Total Project Cost</b>			<b>\$ <u>26,094,202.00</u></b>	<b>\$ <u>13,047,101.00</u></b>

**Funding Source: Proposition 51 Bonds/2016-Nov**

The Applicant shall ensure that it is in compliance with all applicable laws, regulations and certifications it made on the program forms.

Based on the Board's action on June 5, 2017, this project is subject to the Grant Agreement submittal pursuant to School Facility Program Regulation Section 1859.90.4.

The Applicant is responsible for ensuring that the project is compliant with Prevailing Wage Monitoring and/or Labor Compliance Program requirements at the time construction contracts are executed and/or construction commenced.

The above Charter School Grant is a maximum reservation of funding for each of the construction and site acquisition amounts (50 percent State share amount) and is not intended to reflect the actual project costs at the time the project is converted to a Final Charter School Apportionment (FCSA). The FCSA shall be based on SAB regulation allowances established at the time the project is converted and shall not exceed the maximum amounts in each category.

The Charter School Base Grant was capped at the new construction capacity of the project as required by School Facility Program Regulation Section 1859.163.5.

**SCHOOL DISTRICT DATA**

<b>Application No</b>	54/61259-09-006	<b>County</b>	Alameda
<b>School District</b>	Oakland Unified	<b>Charter School</b>	East Bay Innovation Academy
		<b>School Name</b>	East Bay Innovation Academy

**PROJECT DATA**

<b>Type of Project:</b>	High School
<b>Pupils Assigned</b>	<b>K-6:</b>
	<b>7-8:</b>
	<b>9-12:</b>
	<b>Non-Severe:</b>
	<b>Severe:</b>
<b>Non-Toilet sq. ft.:</b>	24,993
<b>Toilet sq. ft.:</b>	1,346
<b>Application Filing Basis:</b>	Charter
<b>Number of Classrooms:</b>	12
<b>Master Plan Acres:</b>	
<b>Existing Acres:</b>	2.00
<b>Proposed Acres:</b>	0.00
<b>Recommended Acres:</b>	31.30

**PRELIMINARY GRANT DATA**

<b>Charter School Base Grant</b>	\$	3,000,000.00
<b>Subtotal</b>		3,000,000.00
<b>Total State Project Share (50%)</b>		3,000,000.00
<b>Off-Set for 57/61259-00-022</b>		(622,927.00)
<b>Adjusted Total State Project Share (50%)</b>		2,377,073.00
<b>CSFA Lease-Payment Amount</b>		2,377,073.00
<b>Charter School Cash Contribution</b>		0.00
<b>Total Project Cost</b>	\$	<u>4,754,146.00</u>

**PROJECT FINANCING**

<u>State Share</u>	
<b>This Project</b>	\$ 2,377,073.00
<u>Charter School Share</u>	
<b>CSFA Lease Amount</b>	2,377,073.00
<b>Cash Contribution</b>	
<b>Total Project Cost</b>	\$ <u>4,754,146.00</u>

**HISTORY OF PROJECT COST AND APPORTIONMENT**

	Fund Code	Proposition	Authorized This Action	Unfunded Preliminary Apportionment
<u>State Share</u>				
<b>Charter School Grant</b>	951-540	51	\$ 2,377,073.00	\$ 2,377,073.00
<u>Charter School Share</u>				
<b>CSFA Lease Amount</b>	951-544	51	2,377,073.00	2,377,073.00
<b>Cash Contribution</b>				
<b>Total Project Cost</b>			\$ <u>4,754,146.00</u>	\$ <u>4,754,146.00</u>

**Funding Source: Proposition 51 Bonds/2016-Nov**

The Applicant shall ensure that it is in compliance with all applicable laws, regulations and certifications it made on the program forms.

Based on the Board's action on June 5, 2017, this project is subject to the Grant Agreement submittal pursuant to School Facility Program Regulation Section 1859.90.4.

The Applicant is responsible for ensuring that the project is compliant with Prevailing Wage Monitoring and/or Labor Compliance Program requirements at the time construction contracts are executed and/or construction commenced.

The above Charter School Grant is a maximum reservation of funding for each of the construction and site acquisition amounts (50 percent State share amount) and is not intended to reflect the actual project costs at the time the project is converted to a Final Charter School Apportionment (FCSA). The FCSA shall be based on SAB regulation allowances established at the time the project is converted and shall not exceed the maximum amounts in each category.

The Charter School Base Grant was capped at the new construction capacity of the project as required by School Facility Program Regulation Section 1859.163.5.

The Charter School Base Grant was reduced from \$3,988,116 to \$3,000,000 as requested by the Applicant for purposes of financial soundness.

**SCHOOL DISTRICT DATA**

<b>Application No</b>	54/61259-09-007	<b>County</b>	Alameda
<b>School District</b>	Oakland Unified	<b>Charter School</b>	East Bay Innovation Academy
		<b>School Name</b>	East Bay Innovation Academy

**PROJECT DATA**

**Type of Project:** High School

**Pupils Assigned**

<b>K-6:</b>	
<b>7-8:</b>	
<b>9-12:</b>	432
<b>Non-Severe:</b>	
<b>Severe:</b>	

**Non-Toilet sq. ft.:**  
**Toilet sq. ft.:**

**Application Filing Basis:** Charter  
**Number of Classrooms:** 16  
**Master Plan Acres:**  
**Existing Acres:** 2.00  
**Proposed Acres:** 0.00  
**Recommended Acres:** 31.30

**PROJECT FINANCING**

<b>State Share</b>	
<b>This Project</b>	\$ 5,122,927.00
<b>Charter School Share</b>	
<b>CSFA Lease Amount</b>	5,122,927.00
<b>Cash Contribution</b>	
<b>Total Project Cost</b>	\$ <u>10,245,854.00</u>

**PRELIMINARY GRANT DATA**

<b>Charter School Base Grant</b>	\$	5,122,927.00
<b>Subtotal</b>		<u>5,122,927.00</u>
<b>Total State Project Share (50%)</b>		5,122,927.00
<b>CSFA Lease-Payment Amount</b>		5,122,927.00
<b>Charter School Cash Contribution</b>		0.00
<b>Total Project Cost</b>	\$	<u><u>10,245,854.00</u></u>

**HISTORY OF PROJECT COST AND APPORTIONMENT**

	<b>Fund Code</b>	<b>Proposition</b>	<b>Authorized This Action</b>	<b>Unfunded Preliminary Apportionment</b>
<b>State Share</b>				
<b>Charter School Grant</b>	951-540	51	\$ 5,122,927.00	\$ 5,122,927.00
<b>Charter School Share</b>				
<b>CSFA Lease Amount</b>	951-544	51	5,122,927.00	5,122,927.00
<b>Cash Contribution</b>				
<b>Total Project Cost</b>			\$ <u>10,245,854.00</u>	\$ <u>10,245,854.00</u>

**Funding Source: Proposition 51 Bonds/2016-Nov**

The Applicant shall ensure that it is in compliance with all applicable laws, regulations and certifications it made on the program forms.

Based on the Board's action on June 5, 2017, this project is subject to the Grant Agreement submittal pursuant to School Facility Program Regulation Section 1859.90.4.

The Applicant is responsible for ensuring that the project is compliant with Prevailing Wage Monitoring and/or Labor Compliance Program requirements at the time construction contracts are executed and/or construction commenced.

The above Charter School Grant is a maximum reservation of funding for each of the construction and site acquisition amounts (50 percent State share amount) and is not intended to reflect the actual project costs at the time the project is converted to a Final Charter School Apportionment (FCSA). The FCSA shall be based on SAB regulation allowances established at the time the project is converted and shall not exceed the maximum amounts in each category.

The Charter School Base Grant was reduced from \$6,748,704 to \$5,122,927 as requested by the Applicant for purposes of financial soundness.



**SCHOOL DISTRICT DATA**

<b>Application No</b>	54/67447-00-005	<b>County</b>	Sacramento
<b>School District</b>	San Juan Unified	<b>Charter School</b>	Gateway International School
		<b>School Name</b>	Gateway International School

**PROJECT DATA**

<b>Type of Project:</b>	Middle School
<b>Pupils Assigned</b>	<b>K-6:</b>
	<b>7-8:</b>
	<b>9-12:</b>
	<b>Non-Severe:</b>
	<b>Severe:</b>
<b>Non-Toilet sq. ft.:</b>	25,263
<b>Toilet sq. ft.:</b>	1,501

**PRELIMINARY GRANT DATA**

<b>Charter School Base Grant</b>	<b>\$</b>	5,066,129.00
<b>Urban/Security/Impacted Site</b>		<u>808,843.00</u>
<b>Subtotal</b>		5,874,972.00
<b>Inflator Factor</b>		<u>763,746.00</u>
<b>Total State Project Share (50%)</b>		6,638,718.00
<b>CSFA Lease-Payment Amount</b>		6,638,718.00
<b>Charter School Cash Contribution</b>		<u>0.00</u>
<b>Total Project Cost</b>	<b>\$</b>	<b><u>13,277,436.00</u></b>

<b>Application Filing Basis:</b>	Charter
<b>Number of Classrooms:</b>	17
<b>Master Plan Acres:</b>	
<b>Existing Acres:</b>	8.00
<b>Proposed Acres:</b>	0.00
<b>Recommended Acres:</b>	14.00

**PROJECT FINANCING**

<u>State Share</u>	
<b>This Project</b>	<b>\$ 6,638,718.00</b>
<u>Charter School Share</u>	
<b>CSFA Lease Amount</b>	6,638,718.00
<b>Cash Contribution</b>	
<b>Total Project Cost</b>	<b>\$ <u>13,277,436.00</u></b>

**HISTORY OF PROJECT COST AND APPORTIONMENT**

	Fund Code	Proposition	Authorized This Action	Unfunded Preliminary Apportionment
<u>State Share</u>				
<b>Charter School Grant</b>	<b>951-540</b>	<b>51</b>	<b>\$ 6,638,718.00</b>	<b>\$ 6,638,718.00</b>
<u>Charter School Share</u>				
<b>CSFA Lease Amount</b>	<b>951-544</b>	<b>51</b>	6,638,718.00	6,638,718.00
<b>Cash Contribution</b>				
<b>Total Project Cost</b>			<b>\$ <u>13,277,436.00</u></b>	<b>\$ <u>13,277,436.00</u></b>

**Funding Source: Proposition 51 Bonds/2016-Nov**

The Applicant shall ensure that it is in compliance with all applicable laws, regulations and certifications it made on the program forms.

Based on the Board's action on June 5, 2017, this project is subject to the Grant Agreement submittal pursuant to School Facility Program Regulation Section 1859.90.4.

The Applicant is responsible for ensuring that the project is compliant with Prevailing Wage Monitoring and/or Labor Compliance Program requirements at the time construction contracts are executed and/or construction commenced.

The above Charter School Grant is a maximum reservation of funding for each of the construction and site acquisition amounts (50 percent State share amount) and is not intended to reflect the actual project costs at the time the project is converted to a Final Charter School Apportionment (FCSA). The FCSA shall be based on SAB regulation allowances established at the time the project is converted and shall not exceed the maximum amounts in each category.

The Charter School Base Grant was capped at the new construction capacity of the project as required by School Facility Program Regulation Section 1859.163.5.

**SCHOOL DISTRICT DATA**

<b>Application No</b>	54/61259-13-006	<b>County</b>	Alameda
<b>School District</b>	Oakland Unified	<b>Charter School</b>	Urban Montessori Charter
		<b>School Name</b>	Urban Montessori Charter

**PROJECT DATA**

<b>Type of Project:</b>	Middle School
<b>Pupils Assigned</b>	
K-6:	25
7-8:	108
9-12:	
<b>Non-Severe:</b>	
Severe:	
<b>Non-Toilet sq. ft.:</b>	
<b>Toilet sq. ft.:</b>	
<b>Application Filing Basis:</b>	Charter
<b>Number of Classrooms:</b>	5
<b>Master Plan Acres:</b>	
<b>Existing Acres:</b>	1.75
<b>Proposed Acres:</b>	
<b>Recommended Acres:</b>	10.10

**PRELIMINARY GRANT DATA**

<b>Charter School Base Grant</b>	<b>\$</b>	1,620,022.00
<b>Multilevel Construction</b>	<b>5 CRS</b>	194,403.00
<b>Site Development</b>		122,500.00
<b>Urban/Security/Impacted Site</b>		1,049,583.00
<b>Subtotal</b>		2,986,508.00
<b>Inflator Factor</b>		388,246.00
<b>Total State Project Share (50%)</b>		3,374,754.00
<b>CSFA Lease-Payment Amount</b>		3,374,754.00
<b>Charter School Cash Contribution</b>		0.00
<b>Total Project Cost</b>	<b>\$</b>	<b>6,749,508.00</b>

**PROJECT FINANCING**

<u>State Share</u>	
<b>This Project</b>	<b>\$ 3,374,754.00</b>
<u>Charter School Share</u>	
<b>CSFA Lease Amount</b>	3,374,754.00
<b>Cash Contribution</b>	
<b>Total Project Cost</b>	<b>\$ <u>6,749,508.00</u></b>

**HISTORY OF PROJECT COST AND APPORTIONMENT**

	Fund Code	Proposition	Authorized This Action	Unfunded Preliminary Apportionment
<u>State Share</u>				
<b>Charter School Grant</b>	951-540	51	\$ 3,374,754.00	\$ 3,374,754.00
<u>Charter School Share</u>				
<b>CSFA Lease Amount</b>	951-544	51	3,374,754.00	3,374,754.00
<b>Cash Contribution</b>				
<b>Total Project Cost</b>			<b>\$ <u>6,749,508.00</u></b>	<b>\$ <u>6,749,508.00</u></b>

**Funding Source: Proposition 51 Bonds/2016-Nov**

The Applicant shall ensure that it is in compliance with all applicable laws, regulations and certifications it made on the program forms.

Based on the Board's action on June 5, 2017, this project is subject to the Grant Agreement submittal pursuant to School Facility Program Regulation Section 1859.90.4.

The Applicant is responsible for ensuring that the project is compliant with Prevailing Wage Monitoring and/or Labor Compliance Program requirements at the time construction contracts are executed and/or construction commenced.

The above Charter School Grant is a maximum reservation of funding for each of the construction and site acquisition amounts (50 percent State share amount) and is not intended to reflect the actual project costs at the time the project is converted to a Final Charter School Apportionment (FCSA). The FCSA shall be based on SAB regulation allowances established at the time the project is converted and shall not exceed the maximum amounts in each category.

**SCHOOL DISTRICT DATA**

<b>Application No</b>	54/61259-13-005	<b>County</b>	Alameda
<b>School District</b>	Oakland Unified	<b>Charter School</b>	Urban Montessori Charter
		<b>School Name</b>	Urban Montessori Charter

**PROJECT DATA**

<b>Type of Project:</b>	Middle School
<b>Pupils Assigned</b>	<b>K-6:</b>
	<b>7-8:</b>
	<b>9-12:</b>
	<b>Non-Severe:</b>
	<b>Severe:</b>
<b>Non-Toilet sq. ft.:</b>	2,510
<b>Toilet sq. ft.:</b>	

**PRELIMINARY GRANT DATA**

<b>Charter School Base Grant</b>	<b>\$</b>	476,900.00
<b>Urban/Security/Impacted Site</b>		<u>139,346.00</u>
<b>Subtotal</b>		616,246.00
<b>Inflator Factor</b>		<u>80,112.00</u>
<b>Total State Project Share (50%)</b>		696,358.00
<b>CSFA Lease-Payment Amount</b>		696,358.00
<b>Charter School Cash Contribution</b>		<u>0.00</u>
<b>Total Project Cost</b>	<b>\$</b>	<b><u>1,392,716.00</u></b>

<b>Application Filing Basis:</b>	Charter
<b>Number of Classrooms:</b>	3
<b>Master Plan Acres:</b>	
<b>Existing Acres:</b>	1.75
<b>Proposed Acres:</b>	
<b>Recommended Acres:</b>	10.10

**PROJECT FINANCING**

<u>State Share</u>	
<b>This Project</b>	<b>\$ 696,358.00</b>
<u>Charter School Share</u>	
<b>CSFA Lease Amount</b>	696,358.00
<b>Cash Contribution</b>	
<b>Total Project Cost</b>	<b>\$ <u>1,392,716.00</u></b>

**HISTORY OF PROJECT COST AND APPORTIONMENT**

	Fund Code	Proposition	Authorized This Action	Unfunded Preliminary Apportionment
<u>State Share</u>				
<b>Charter School Grant</b>	<b>951-540</b>	<b>51</b>	<b>\$ 696,358.00</b>	<b>\$ 696,358.00</b>
<u>Charter School Share</u>				
<b>CSFA Lease Amount</b>	<b>951-544</b>	<b>51</b>	696,358.00	696,358.00
<b>Cash Contribution</b>				
<b>Total Project Cost</b>			<b>\$ <u>1,392,716.00</u></b>	<b>\$ <u>1,392,716.00</u></b>

**Funding Source: Proposition 51 Bonds/2016-Nov**

The Applicant shall ensure that it is in compliance with all applicable laws, regulations and certifications it made on the program forms.

Based on the Board's action on June 5, 2017, this project is subject to the Grant Agreement submittal pursuant to School Facility Program Regulation Section 1859.90.4.

The Applicant is responsible for ensuring that the project is compliant with Prevailing Wage Monitoring and/or Labor Compliance Program requirements at the time construction contracts are executed and/or construction commenced.

The above Charter School Grant is a maximum reservation of funding for each of the construction and site acquisition amounts (50 percent State share amount) and is not intended to reflect the actual project costs at the time the project is converted to a Final Charter School Apportionment (FCSA). The FCSA shall be based on SAB regulation allowances established at the time the project is converted and shall not exceed the maximum amounts in each category.

**SCHOOL DISTRICT DATA**

<b>Application No</b>	54/68809-00-001	<b>County</b>	San Luis Obispo
<b>School District</b>	San Luis Coastal Unified	<b>Charter School</b>	Bellevue-Santa Fe Charter
		<b>School Name</b>	Bellevue-Santa Fe Charter

**PROJECT DATA**

**Type of Project:** Elementary School  
**Pupils Assigned**  
     **K-6:**  
     **7-8:**  
     **9-12:**  
     **Non-Severe:**  
     **Severe:**

**Non-Toilet sq. ft.:** 13,427  
**Toilet sq. ft.:** 662

**Application Filing Basis:** District  
**Number of Classrooms:** 9  
**Master Plan Acres:**  
**Existing Acres:** 7.30  
**Proposed Acres:**  
**Recommended Acres:** 7.50

**PRELIMINARY GRANT DATA**

<b>Charter School Base Grant</b>	\$	2,615,850.00
<b>Subtotal</b>		2,615,850.00
<b>Inflator Factor</b>		340,061.00
<b>Total State Project Share (50%)</b>		2,955,911.00
<b>CSFA Lease-Payment Amount</b>		0.00
<b>Charter School Cash Contribution</b>		2,955,911.00
<b>Total Project Cost</b>	\$	<u><u>5,911,822.00</u></u>

**PROJECT FINANCING**

State Share  
**This Project**                     \$ 2,955,911.00  
Charter School Share  
**CSFA Lease Amount**  
**Cash Contribution**                     2,955,911.00  
**Total Project Cost**                     \$ 5,911,822.00

**HISTORY OF PROJECT COST AND APPORTIONMENT**

	Fund Code	Proposition	Authorized This Action	Unfunded Preliminary Apportionment
<u>State Share</u>				
<b>Charter School Grant</b>	951-540	51	\$ 2,955,911.00	\$ 2,955,911.00
<u>Charter School Share</u>				
<b>CSFA Lease Amount</b>				
<b>Cash Contribution</b>			<u>2,955,911.00</u>	
<b>Total Project Cost</b>			\$ <u><u>5,911,822.00</u></u>	\$ <u><u>2,955,911.00</u></u>

**Funding Source: Proposition 51 Bonds/2016-Nov**

The Applicant shall ensure that it is in compliance with all applicable laws, regulations and certifications it made on the program forms.

Based on the Board's action on June 5, 2017, this project is subject to the Grant Agreement submittal pursuant to School Facility Program Regulation Section 1859.90.4.

The Applicant is responsible for ensuring that the project is compliant with Prevailing Wage Monitoring and/or Labor Compliance Program requirements at the time construction contracts are executed and/or construction commenced.

The above Charter School Grant is a maximum reservation of funding for each of the construction and site acquisition amounts (50 percent State share amount) and is not intended to reflect the actual project costs at the time the project is converted to a Final Charter School Apportionment (FCSA). The FCSA shall be based on SAB regulation allowances established at the time the project is converted and shall not exceed the maximum amounts in each category.

The Charter School Base Grant was capped at the new construction capacity of the project as required by School Facility Program Regulation Section 1859.163.5.

**SCHOOL DISTRICT DATA**

<b>Application No</b>	54/68338-00-005	<b>County</b>	San Diego
<b>School District</b>	San Diego Unified	<b>Charter School</b>	San Diego Global Vision Academy
		<b>School Name</b>	San Diego Global Vision Academy

**PROJECT DATA**

**Type of Project:** Elementary School

**Pupils Assigned**

<b>K-6:</b>	
<b>7-8:</b>	
<b>9-12:</b>	
<b>Non-Severe:</b>	
<b>Severe:</b>	

<b>Non-Toilet sq. ft.:</b>	7,680
<b>Toilet sq. ft.:</b>	776

**Application Filing Basis:** District

**Number of Classrooms:** 12

**Master Plan Acres:**

**Existing Acres:** 4.60

**Proposed Acres:**

**Recommended Acres:** 7.30

**PRELIMINARY GRANT DATA**

<b>Charter School Base Grant</b>	<b>\$</b>	1,723,040.00
<b>Two-Stop Elevator</b>		98,056.00
<b>Subtotal</b>		1,821,096.00
<b>Inflator Factor</b>		236,742.00
<b>Total State Project Share (50%)</b>		2,057,838.00
<b>CSFA Lease-Payment Amount</b>		0.00
<b>Charter School Cash Contribution</b>		2,057,838.00
<b>Total Project Cost</b>	<b>\$</b>	<b>4,115,676.00</b>

**PROJECT FINANCING**

<u>State Share</u>	
<b>This Project</b>	<b>\$ 2,057,838.00</b>
<u>Charter School Share</u>	
<b>CSFA Lease Amount</b>	
<b>Cash Contribution</b>	2,057,838.00
<b>Total Project Cost</b>	<b>\$ 4,115,676.00</b>

**HISTORY OF PROJECT COST AND APPORTIONMENT**

	Fund Code	Proposition		Authorized This Action	Unfunded Preliminary Apportionment
<u>State Share</u>					
<b>Charter School Grant</b>	951-540	51	\$	2,057,838.00	\$ 2,057,838.00
<u>Charter School Share</u>					
<b>CSFA Lease Amount</b>				2,057,838.00	
<b>Cash Contribution</b>					
<b>Total Project Cost</b>			<b>\$</b>	<b>4,115,676.00</b>	<b>\$ 2,057,838.00</b>

**Funding Source: Proposition 51 Bonds/2016-Nov**

The Applicant shall ensure that it is in compliance with all applicable laws, regulations and certifications it made on the program forms.

Based on the Board's action on June 5, 2017, this project is subject to the Grant Agreement submittal pursuant to School Facility Program Regulation Section 1859.90.4.

The Applicant is responsible for ensuring that the project is compliant with Prevailing Wage Monitoring and/or Labor Compliance Program requirements at the time construction contracts are executed and/or construction commenced.

The above Charter School Grant is a maximum reservation of funding for each of the construction and site acquisition amounts (50 percent State share amount) and is not intended to reflect the actual project costs at the time the project is converted to a Final Charter School Apportionment (FCSA). The FCSA shall be based on SAB regulation allowances established at the time the project is converted and shall not exceed the maximum amounts in each category.

REPORT OF THE EXECUTIVE OFFICER  
State Allocation Board Meeting, January 24, 2018

SEISMIC MITIGATION PROGRAM AND OTHER TECHNICAL CONFORMING REGULATORY AMENDMENTS

PURPOSE OF REPORT

To present the State Allocation Board (Board) with the following:

1. Proposed regulatory amendments to determine how to proceed with funding applications for Seismic Mitigation Program (SMP) projects now that bond funds specifically reserved for that purpose have been exhausted;
2. Technical regulatory amendments as a result of the Board's past action related to new construction application processing.

DESCRIPTION

School Facility Program (SFP) Regulations currently limit the available funding for SMP projects to \$199.5 million. As of January 1, 2018, the estimated value of SMP funding applications received by the Office of Public School Construction (OPSC) exceeds the remaining funding. Staff has prepared proposed regulatory amendments for the Board's consideration that will allow SMP projects to be funded from the Kindergarten Through Community College Public Education Facilities Bond Act of 2016 (Proposition 51) new construction bond authority. Additionally, proposed regulatory amendments make technical, conforming changes to the processing of SFP New Construction eligibility determinations that are consistent with the Board's June 5, 2017 action.

AUTHORITY

See Attachment A.

BACKGROUND

*Seismic Mitigation Program Amendments*

In establishing the SFP, the Leroy F. Greene School Facilities Act of 1998 included a provision for districts to apply for facility hardship funding. Facility hardship projects include the repair, replacement, and construction of "new classrooms and related facilities if the district demonstrates there is an unmet need for pupil housing or the condition of the facilities, or the lack of facilities, is a threat to the health and safety of the pupils" (SFP Regulation Section 1859.82).

The Kindergarten-University Public Education Facilities Bond Act of 2006 (Proposition 1D) expanded the circumstances in which a district can apply for facility hardship assistance to include "the need to repair, reconstruct, or replace the most vulnerable school facilities ... determined by the department [of General Services] to pose an unacceptable risk of injury to its occupants in the event of a seismic event" (Education Code Section 17075.10(a)). Proposition 1D limited funding of these seismic projects to "up to 10.5 percent" of new construction bond authority (\$1.9 billion). The Board approved regulations at its September 26, 2007 meeting establishing that the total available SMP funding is \$199.5 million, the maximum allowed. Statute passed in conjunction with Proposition 1D also requires that SMP funds "shall be allocated by the board on a 50-percent state share basis...." Therefore, whether the SMP work is made up of replacing facilities or rehabilitating facilities, the SMP funding must be allocated on a 50-percent-state-grant/50-percent-district-matching-share basis.

BACKGROUND (cont.)

*Technical Conforming Amendments*

At its June 5, 2017 meeting, the Board took action to address the funding applications on the Applications Received Beyond Bond Authority List and all future funding applications. The Board decided that districts requesting new construction funding are required to submit new construction eligibility updates for the enrollment year in which the application is processed by OPSC.

STAFF ANALYSIS/STATEMENTS

*Seismic Mitigation Program Amendments*

At this time, OPSC has received applications for SMP funding that exceed the available bond authority from Proposition 1D. In reviewing the funding allocations in Proposition 51, Staff believes that, with regulatory amendments, the Board has the option to fund SMP projects from Proposition 51. If the Board wishes to fund SMP projects as standard facility hardship projects, the proposed regulations would be necessary. The proposed amendments specify a funding source and address the differences between how Propositions 1D and 51 fund the School Facility Program.

SMP Funding Must Come from New Construction

The proposed regulatory amendments provide for SMP project funding from new construction bond authority, as is consistent with the provisions of current and past propositions and existing statute. Proposition 51 language was sufficiently broad in that no limitation on funding SMP projects or other Facility Hardship projects exists in the new construction bond authority section. Staff believes SMP projects can be funded with new construction bond authority because the SMP's statutory framework is Article 8 (commencing with Section 17075.10) which is within Chapter 12.5. Specifically, Education Code (EC) Section 101122(a) (1) provides funds for "new construction of school facilities of applicant school districts pursuant to Chapter 12.5 (commencing with Section 17070.10) of Part 10 of Division 1 of Title 1." Legal counsel concurs with Staff's interpretation of this statute.

While the EC section for modernization is broad like new construction, Staff believes that the modernization bond authority cannot be used to fund SMP projects due to other statutory limitations. SMP projects must be funded on a 50/50 basis, pursuant to EC section 17075.10, whereas modernization projects must be funded on a 60/40 basis, pursuant to EC section 17074.16. Therefore, funding a SMP project with modernization funds on a 60/40 basis would violate SMP statute and funding it on a 50/50 basis would violate modernization statute.

Staff believes that funds made available for charter schools and career technical education facilities cannot be used to fund SMP projects. Proposition 51 limits the use of that authority to those programs. Specifically, EC Section 101122(a)(2) limits \$500 million to "school facilities to charter schools pursuant to Article 12 (commencing with Section 17078.52) of Chapter 12.5" and Education Code Section 101122(a)(4) limits \$500 million to "facilities for career technical education programs pursuant to Article 13 (commencing with Section 17078.70 of Chapter 12.5...." Staff believes SMP projects cannot be funded with charter or career technical education bond authority because the SMP's statutory framework is Article 8 (commencing with Section 17075.10) of Chapter 12.5 and is not referenced in either Article 12 or Article 13.

SMP and other Facility Hardship Project Types

While seismic mitigation work was added to the types of work eligible for facility hardship funding by Proposition 1D (EC Section 17075.10), some current regulations differentiate SMP from other Facility Hardship applications because Proposition 1D provided SMP with separate bond authority with a specified limit. The funding available to the two types of projects was distinct, which led to distinct funding application review processes.

STAFF ANALYSIS/STATEMENTS (cont.)

Proposition 51 did not make a distinction between the funding for SMP projects and the funding for other Facility Hardship projects. Both types of projects may be funded using new construction bond authority. The intent of the regulatory amendments is that SMP projects be funded like other Facility Hardship projects because both types of projects are eligible for funding from the same bond authority. For example, regulation sections that detail application processing that are specific to SMP applications will be removed and those sections that detail application processing for other Facility Hardship applications will be amended to include SMP projects. Additionally, regulation sections detailing SMP review processes in the event that funding becomes insufficient will be removed so that existing sections that apply to other Facility Hardship projects can apply to SMP projects, too.

Need for Regulatory Amendments

At this time, the estimated value of SMP funding applications received by OPSC that have not been processed or presented for Board approval exceeds the remaining funding made available by Proposition 1D. Four districts have submitted six SMP funding applications. The six applications request a total of approximately \$17 million in state SMP funds.

If the regulatory amendments provided in Attachment B are not approved by the Board, then Staff will offer the remaining funding to the district whose application was received first, pursuant to SFP Regulation 1859.82(a)(1)(E). Staff will also return the remaining five SMP funding applications to the districts pursuant to the same section.

In the table below, the district above the bold line would be offered the remaining available funding. The funding applications listed below the bold line would be returned to the districts.

County	District	Site	Application Number	Estimated Total Project Cost	Estimated State Share
Orange	Garden Grove USD	Pacifica High	51/66522-00-003	\$10,229,936	\$5,114,968
Orange	Garden Grove USD	La Quinta	51/66522-00-004	\$ 5,896,324	\$2,948,162
Contra Costa	West Contra Costa USD	El Cerrito High	58/61796-00-011	\$ 409,871	\$ 204,936
Los Angeles	Los Angeles USD	Olive Vista Middle	51/64733-00-002	\$10,586,584	\$5,293,292
Kern	Muroc JUSD	Desert Jr.-Sr. High	58/63685-00-001	\$ 545,564	\$ 272,782
Los Angeles	Los Angeles USD	Olive Vista Middle	58/64733-00-002	\$ 6,322,034	\$3,161,017

Additional SMP funding applications have been received by OPSC that would also be included below the bold line but are not included in the chart above because Staff is still working with those applicant districts to ensure the funding applications are complete.

*Summary of SMP Regulatory Amendments*

A summary of the amendments is provided below. The full text of the amendments is included as Attachment B.

SFP Regulation Section 1859.2 – Definitions

The amendments:

- Revise the definition of “SFP New Construction Account” to include Propositions 1A (1998), 1D (2006), and 51 (2016) and
- Correct a reference in the definition of “Seismic Rehabilitation Grant.”



STAFF ANALYSIS/STATEMENTS (cont.)

SFP Regulation Section 1859.82 – Facility Hardship

The amendments:

- Replace the \$199.5 million authority limit with language that SMP projects be funded only from new construction bond authority,
- Remove SMP project funding order provisions that will be unnecessary when approved with amendments to SFP Regulation Section 1859.93.1, as described below,
- Remove SMP project funding provisions which detail funding an SMP project when insufficient funding is available, and
- Remove the provision that SMP funding applications not apportioned or approved for placement on the Unfunded List (Lack of AB 55 Loans) be returned to the applicant.

SFP Regulation Section 1859.93.1 – New Construction Project Funding Order

The amendment removes an exemption that differentiated SMP projects from other Facility Hardship projects so that SMP projects and other Facility Hardship projects will be funded at the same priority level.

***Technical Conforming Amendments***

Staff is presenting technical, conforming regulatory amendments (SFP Regulation Sections 1859.51(e) and 1859.70) based on the Board's June 5, 2017 action. That action requires districts to update their new construction eligibility when OPSC begins processing the districts' new construction funding application. The regulatory amendments also allow Small School Districts to submit new construction eligibility updates earlier than when it is requested by OPSC, so that Small School Districts may secure their eligibility for up to three subsequent enrollment reporting years (SFP Regulation Section 1859.51(j)), as is intended by statute.

The regulatory amendments also require that districts submit an *Enrollment Certification/Projection* (Form SAB 50-01) within 90 days of OPSC notification that it will begin processing the districts' *Application For Funding* (Form SAB 50-04). Failure to submit the requested documents within the 90-day time frame may result in a return of the districts' Form SAB 50-04.

***Summary***

Staff is presenting the attached regulatory amendments for approval on an emergency basis so that the SMP funding applications recently received by Staff can be processed for approval at the earliest possible Board meeting and so that funding is available for those health and safety projects at that time. Approving the regulation amendments for Facility Hardship will enable Staff to process the five remaining SMP projects as facility hardship projects using new construction funds.

RECOMMENDATIONS

1. Adopt the regulatory amendments as shown in Attachment B.
2. Authorize the Executive Officer to file the regulatory amendments with the Office of Administrative Law on an emergency basis.

This Item was approved by the State Allocation Board on January 24, 2018.

## ATTACHMENT A

Education Code (EC) Section 17075.10 states:

(a) A school district may apply for hardship assistance in cases of extraordinary circumstances. Extraordinary circumstances may include, but are not limited to, the need to repair, reconstruct, or replace the most vulnerable school facilities that are identified as a Category 2 building, as defined in the report submitted pursuant to Section 17317, determined by the department to pose an unacceptable risk of injury to its occupants in the event of a seismic event.

(b) A school district applying for hardship state funding under this article shall comply with either paragraph (1) or (2).

(1) Demonstrate both of the following:

(A) That due to extreme financial, disaster-related, or other hardship the school district has unmet need for pupil housing.

(B) That the school district is not financially capable of providing the matching funds otherwise required for state participation, that the district has made all reasonable efforts to impose all levels of local debt capacity and development fees, and that the school district is, therefore, unable to participate in the program pursuant to this chapter except as set forth in this article.

(2) Demonstrate that due to unusual circumstances that are beyond the control of the district, excessive costs need to be incurred in the construction of school facilities. Funds for the purpose of seismic mitigation work or facility replacement pursuant to this section shall be allocated by the board on a 50-percent state share basis from funds reserved for that purpose in any bond approved by the voters after January 1, 2006. If the board determines that the seismic mitigation work of a school building would require funding that is greater than 50 percent of the funds required to construct a new facility, the school district shall be eligible for funding to construct a new facility under this chapter.

(c) The board shall review the increased costs that may be uniquely associated with urban construction and shall adjust the per-pupil grant for new construction or modernization hardship applications as necessary to accommodate those costs. The board shall adopt regulations setting forth the standards, methodology, and a schedule of allowable adjustments, for the urban adjustment factor established pursuant to this subdivision.

EC Section 17072.30 states:

(a) Subject to the availability of funds, and to the determination of priority pursuant to Section 17072.25, if applicable, the board shall apportion funds to an eligible school district only upon the approval of the project by the Department of General Services pursuant to the Field Act, as defined in Section 17281, and certification by the school district that the required 50 percent matching funds from local sources have been expended by the district for the project, or have been deposited in the county fund, or will be expended by the district by the time the project is completed, in an amount at least equal to the proposed apportionment pursuant to this chapter, prior to release of the state funds.

(b) This section is operative January 1, 2008.

EC Section 17074.16 states:

(a) The board shall release disbursements to school districts with approved applications for modernization, to the extent state funds are available for the state's 60-percent share, and the school district has provided its 40-percent local match....

...

(b) This section shall apply only to an application that was filed after April 29, 2002.

EC Section 101122 states:

(a) The proceeds from the sale of bonds, issued and sold for the purposes of this chapter, shall be allocated in accordance with the following schedule:

(1) The amount of three billion dollars (\$3,000,000,000) for new construction of school facilities of applicant school districts pursuant to Chapter 12.5 (commencing with Section 17070.10) of Part 10 of Division 1 of Title 1.

(2) The amount of five hundred million dollars (\$500,000,000) shall be available for providing school facilities to charter schools pursuant to Article 12 (commencing with Section 17078.52) of Chapter 12.5 of Part 10 of Division 1 of Title 1.

(3) The amount of three billion dollars (\$3,000,000,000) for the modernization of school facilities pursuant to Chapter 12.5 (commencing with Section 17070.10) of Part 10 of Division 1 of Title 1.

(4) The amount of five hundred million dollars (\$500,000,000) for facilities for career technical education programs pursuant to Article 13 (commencing with Section 17078.70) of Chapter 12.5 of Part 10 of Division 1 of Title 1.

...

EC Section 17070.35 states in part:

(a) In addition to all other powers and duties as are granted to the board by this chapter, other statutes, or the California Constitution, the board shall do all of the following:

(1) Adopt rules and regulations, pursuant to the rulemaking provisions of the Administrative Procedure Act, Chapter 3.5 (commencing with Section 11340) of Part 1 of Division 3 of Title 2 of the Government Code, for the administration of this chapter....

EC Section 17071.75 states in part:

After a one-time initial report of existing school building capacity has been completed, the ongoing eligibility of a school district for new construction funding shall be determined by making all of the following calculations:

...

(g) For a school district with an enrollment of 2,500 or less, an adjustment in enrollment projections shall not result in a loss of ongoing eligibility to that school district for a period of three years from the date of the approval of eligibility by the board.

## ATTACHMENT B

### Section 1859.2. Definitions.

For the purpose of these regulations, the terms set forth below shall have the following meanings, subject to the provisions of the Act:

...

“Seismic Rehabilitation Grant” means a grant allowable under Education Code Section 17075.10(a) and (b)(2) and Section 1859.82(a)(1)(A)2(1)b., excluding additional grants.

“SFP New Construction Account” means the fund for new construction projects authorized by Education Code Sections 100420(a)(1), 100620(a)(1), and 100820(a)(1), 101012(a)(1), and 101122(a)(1).

...

Note: Authority cited: Sections 17070.35 and 17078.64, Education Code.

Reference: Sections 17009.5, 17017.6, 17017.7, 17021, 17047, 17050, 17051, 17070.15, 17070.51(a), 17070.71, 17070.77, 17071.10, 17071.25, 17071.30, 17071.33, 17071.35, 17071.40, 17071.75, 17071.76, 17072.10, 17072.12, 17072.18, 17072.33, 17073.25, 17074.10, 17074.30, 17075.10, 17075.15, 17077.40, 17077.42, 17077.45, 17078.52, 17078.56, 17078.72(k), 17079, 17079.10, 17280, 56026 and 101012(a)(8), Education Code; Section 53311, Government Code; and Sections 1771.3 in effect on January 1, 2012 through June 19, 2014 and 1771.5, Labor Code.

### Section 1859.82. Facility Hardship.

A district is eligible for facility hardship funding to repair, replace, or construct new classrooms and related facilities if the district demonstrates there is an unmet need for pupil housing or the condition of the facilities, or the lack of facilities, is a threat to the health and safety of the pupils. A facility hardship is available for:

(a) Repair of facilities, new classrooms and/or subsidiary facilities (corridors, toilets, kitchens and other non-classroom space), or replacement facilities if either (1) or (2) are met:

(1) The facilities are needed to ensure the health and safety of the pupils if the district can demonstrate to the satisfaction of the Board that the health and safety of the pupils is at risk. Factors to be considered by the Board shall include the close proximity to a major freeway, airport, electrical facility, high power transmission lines, dam, pipeline, industrial facility, adverse air quality emission or other health and safety risks, including structural deficiencies required by the DSA to be repaired, seismic mitigation of the Most Vulnerable Category 2 Buildings as verified by the DSA, traffic safety or because the pupils reside in remote areas of the district and transportation to existing facilities is not possible or poses a health and safety risk. The total available funding-Funding for seismic mitigation related and ancillary costs for the Most Vulnerable Category 2 Buildings is \$199.5 million shall only be provided from the SFP New Construction Account.

...

~~(D) Notwithstanding Sections 1859.93 and 1859.93.1, all applications for the seismic mitigation of the Most Vulnerable Category 2 Buildings shall be funded in the order of receipt of an Approved Application for funding.~~

~~(E) If an Application for the seismic mitigation of the Most Vulnerable Category 2 Buildings cannot be fully apportioned or approved for placement on the Unfunded List (Lack of AB 55 Loans) because insufficient funding is available, the applicant may accept the remaining funding amount or refuse funding entirely. If partial funding is accepted, the applicant will remain eligible for the additional amount of seismic funds, up to the initial funding request, if funds become available within the Seismic Mitigation Program authority amount of \$199.5 million. If funding is refused, the Board shall consider funding the next project eligible for funding pursuant to this Section.~~

For any Application for the seismic mitigation of the Most Vulnerable Category 2 Buildings not apportioned or approved for placement on the Unfunded List (Lack of AB 55 Loans) pursuant to this Section, the application shall be returned to the applicant.

...

Note: Authority cited: Sections 17070.35, 17075.10 and 17075.15, Education Code.

Reference: Sections 17074.56, 17075.10, 17075.15, 17250.30 and 101012(a)(1), Education Code; and Section 1771.3 in effect on January 1, 2012 through June 19, 2014, Labor Code.

#### Section 1859.93.1. New Construction Project Funding Order.

Applications, except those identified in (c) through (e) below, shall be funded as follows:

- (a) First, to applications for Facility Hardship pursuant to Section 1859.82, ~~except those for the seismic mitigation of the Most Vulnerable Category 2 Buildings~~, in order of receipt of an Approved Application for funding; then,
- (b) If there are no applications pursuant to subsection (a), to applications for New Construction Grant(s) in order of receipt of an Approved Application for Funding.
- (c) Approved Applications for New Construction Grant(s) funded with the proceeds of state bonds approved by the voters prior to January 1, 2002.
- (d) Approved Applications for New Construction Grant(s) authorized by Education Code Sections 17078.10 through 17078.30.
- (e) Approved Applications that utilize pupil eligibility derived from the Alternative Enrollment Projection method. These applications shall be funded in order of receipt once the OPSC and the DRU have approved the Alternative Enrollment Projection method or the Alternative Enrollment Projection annual update.

Note: Authority cited: Section 17070.35, Education Code.

Reference: Sections 17072.25, 17070.35, and 17075.15, Education Code.

#### Section 1859.51. Adjustments to the New Construction Baseline Eligibility.

The baseline eligibility for new construction determined on the Form SAB 50-03, will be adjusted as follows:

...

(e) Increased/decreased by changes in projected enrollment in subsequent enrollment reporting years for all districts using a fifth-year projection or a tenth-year projection, except decreases as provided in (j) below. For all funding requests received by OPSC on or after June 6, 2017, OPSC will notify the School District in writing that OPSC is scheduled to begin processing the School District's Form SAB 50-04 and that the School District shall submit the Form SAB 50-01 for the current enrollment year. OPSC may return the Form SAB 50-04 to the School District for failure to submit the Form SAB 50-01 within 90 calendar days of OPSC's notification. Forms SAB 50-01 filed on or after November 1 must include the current enrollment year.:

- ~~(1) Utilizing a fifth-year projection.~~
- ~~(2) Utilizing a tenth-year projection.~~

...

(j) For Small School Districts:

- ~~(1) Decreased:-(1) By any reduction in projected enrollment that follows a three-year period after the district's eligibility was approved by the Board, and either (2) or (3), as applicable:-~~
- (2) Increased/decreased by changes in projected enrollment in the 2016/2017 enrollment year using a fifth-year projection or a tenth-year projection if the Form SAB 50-01 is received at OPSC by October 31, 2017.
- (3) Increased/decreased by changes in projected enrollment in subsequent enrollment reporting years following 2016/17 using a fifth-year projection or a tenth-year projection.

If the Small School District does not submit an adjustment under (2) or (3) prior to OPSC notification of its schedule to begin processing the School District's request for new construction funding that was received by OPSC on or after November 1, 2012, then the requirements of (e) shall apply.

. . .

Note: Authority cited: Section 17070.35, Education Code.

Reference: Sections 17052, 17070.51, 17071.25, 17071.75, 17071.76, 17072.20, 17077.40, 17078.72, 17079.20, 42268, and 42270, Education Code.

#### Section 1859.70. General.

A district seeking New Construction or Modernization funding shall complete and file Form SAB 50-04, concurrently or after completing the applicable requirements in Sections 1859.20 and 1859.40. The Board shall only provide New Construction funding if the Approved Application was received by the OPSC prior to the date of Occupancy for any classrooms included in the construction contract. After the date of Occupancy of any classroom in the construction contract, a School dDistrict will be ineligible to seek New Construction funding and the classrooms will be reduced from the baseline eligibility pursuant to Section 1859.51(i) if not previously reduced.

A district affected by a reorganization election on or after November 4, 1998 may ~~not~~ file an application for New Construction funding after the notification of the reorganization election. ~~until~~ The School dDistrict must submit a new calculation of the district's baseline eligibility has been as determined on the Form SAB 50-03 upon written notification, or the district certifies certify that the reorganization election will not result in a loss of eligibility for the project for which the School dDistrict is requesting new construction grants. For all requests for funding received by the OPSC on or after June 6, 2017, the OPSC will notify the School District in writing that OPSC is scheduled to begin processing the School District's Form SAB 50-04. The School District must submit a completed Form SAB 50-03 within 90 calendar days of OPSC's notification. OPSC may return the Form SAB 50-04 to the School District for failure to submit the Form SAB 50-03 within 90 calendar days of OPSC's notification.

A School dDistrict that is newly created as a result of a reorganization election may file an application for funding after approval of the election has been made by the State Board of Education.

Note: Authority cited: Section 17070.35, Education Code.

Reference: Sections 17071.10, 17071.75, 17072.10 and 17074.10, Education Code.

**GENERAL INFORMATION**

If this application is submitted when there is Insufficient Bond Authority, as defined in Regulation Section 1859.2, the School District must adopt and submit a school board resolution, pursuant to Regulation Section 1859.95.1. For information regarding remaining bond authority, contact the Office of Public School Construction (OPSC) prior to submittal of this application.

~~Once the Board has determined or adjusted the district's eligibility for either new construction or modernization funding, the~~ ~~If not previously submitted, a~~ district may file an application for [modernization](#) funding by use of this form [concurrently with a determination of or an adjustment to the district's eligibility](#). ~~The district must submit a determination of or an adjustment to the district's new construction baseline eligibility upon request, as described in Regulation Sections 1859.51 or 1859.70, as applicable.~~ The Board will only provide new construction funding if this form is submitted prior to the date of occupancy of any classrooms included in the construction contract. If the district has a pending reorganization election that will result in the loss of eligibility for the proposed project, the district ~~must submit~~ ~~may not file an application for funding until the Board has adjusted~~ [an adjustment to](#) the district's new construction baseline eligibility as required in Section 1859.51 [upon request](#). This may be accomplished by completion [and submittal](#) of Form SAB 50-01, Form SAB 50-02 and Form SAB 50-03 [for the current enrollment year](#). ~~Failure to submit the requested Forms may result in OPSC returning the funding application to the district unprocessed.~~

For purposes of Education Code Section 17073.25, the California Department of Education (CDE) is permitted to file modernization applications on behalf of the California Schools for the Deaf and Blind.

Requests for funding may be made as follows:

1. A separate apportionment for site acquisition for a new construction project for environmental hardship pursuant to Section 1859.75.1. For purposes of this apportionment, the following documents must be submitted with this form (as appropriate):
  - Form SAB 50-01, Form SAB 50-02 and Form SAB 50-03 (if not previously submitted).
  - Contingent site approval letter from the CDE.
  - Preliminary appraisal of property.
  - Approval letter from the Department of Toxic Substances Control.
2. A separate apportionment for site acquisition and/or design costs for a new construction project pursuant to Section 1859.81.1. This apportionment is available only to districts that meet the financial hardship criteria in Section 1859.81. Districts may apply for a separate apportionment for the design and for site acquisition on the same project. For purposes of this apportionment, the following documents must be submitted with this form (as appropriate):
  - Form SAB 50-01, Form SAB 50-02 and Form SAB 50-03 (if not previously submitted).
  - Contingent site approval letter from the CDE (site apportionment only).
  - Preliminary appraisal of property (site apportionment only).
3. A separate apportionment for district-owned site acquisition cost pursuant to Section 1859.81.2. For purposes of this apportionment, the following documents must be submitted with this form (as appropriate):
  - Form SAB 50-01, Form SAB 50-02 and Form SAB 50-03 (if not previously submitted).
  - Site approval letter from the CDE.
  - Appraisal of district-owned site.
  - Cost benefit analysis as prescribed in Section 1859.74.6 or a copy of the Board finding that the non-school function on the district-owned site must be relocated.
4. A separate apportionment for design cost for a modernization project pursuant to Section 1859.81.1. This apportionment is available only to districts that meet the financial hardship criteria in Section 1859.81. For purposes of this apportionment, the Form SAB 50-03 must accompany this form (if not previously submitted).
5. A New Construction Adjusted Grant pursuant to Section 1859.70 or 1859.180. If the funding request includes site acquisition, the proposed site must either be owned by the district, in escrow, or the district has filed condemnation proceedings and received an order of possession of the site. For purposes of this apportionment, the following documents must be submitted with this form (as appropriate):
  - Form SAB 50-01, Form SAB 50-02 and Form SAB 50-03 (~~if not previously submitted~~).
  - Site/plan approval letter from the CDE.
  - Appraisal of property if requesting site acquisition funds.
  - Plans and specifications (P&S) for the project that were approved by the DSA. Submittal of plans may be on CD-ROM or "Zip Drive" readable in AutoCAD 14. The specifications may be provided on a diskette that is IBM compatible.
  - Cost estimate of proposed site development, if requesting site development funding.
  - If this request is pursuant to Section 1859.77.2 and the district's housing plan is other than those listed in the certification section of this form, a copy of the school board resolution and the approved housing plan.
  - If the site apportionment is requested pursuant to Regulation Section 1859.74.5, a cost benefit analysis as prescribed in Regulation Section 1859.74.6 or a copy of the Board finding that the non-school function on the district-owned site must be relocated.
  - If this request is fully or partially based on eligibility derived from an Alternative Enrollment Projection, a justification of how the project relieves overcrowding, including but not limited to, the elimination of the use of Concept 6 calendars, four track year-round calendars, or bussing in excess of 40 minutes.
  - Written confirmation from the district's career technical advisory committee indicating that the need for vocational and career technical facilities is being adequately met within the district consistent with Education Code Sections 51224, 51225.3(b), 51228(b), and 52336.1.
6. For purposes of the Overcrowding Relief Grant (ORG), districts must submit the Overcrowding Relief Grant District-Wide Eligibility Determination (Form SAB 50-11) prior to the submittal of this funding application. In addition, districts must have had the CDE deem the site eligible for the ORG (pursuant to Section 1859.181) prior to the submittal of this application. For purposes of this apportionment, the following documents must be submitted with this form as well as the documents listed in section 5 above:
  - Overcrowding Relief Grant Eligibility Determination Form approved by the CDE.
  - Copies of the supporting documentation provided to the CDE when determining the density of the site, including the site diagram.

The district is not required to submit its current CBEDS enrollment data.
7. Modernization Adjusted Grant pursuant to Section 1859.70. For purposes of this apportionment, the following documents must be submitted with this form (as appropriate):
  - Form SAB 50-03 (if not previously submitted).
  - P&S for the project that were approved by the DSA.

# APPLICATION FOR FUNDING SCHOOL FACILITY PROGRAM

SAB 50-04 (REV 06/01/1718)

- If the request includes funding for accessibility and fire code requirement pursuant to Section 1859.83(f), the DSA approved list of the minimum accessibility work required and a detailed cost estimate for the work in the plans.
  - DSA approval letter for elevator to meet handicapped compliance, if funding is requested.
  - Cost estimate of the proposed site development necessary for the Reconfiguration of an existing high school.
  - Plan approval letter from the CDE.
  - Districtwide enrollment data on Form SAB 50-01 when requesting project assistance (if not previously submitted).
  - If the request includes funding for 50 year old permanent buildings pursuant to Section 1859.78.6, a site diagram identifying all buildings to be modernized in the project. The diagram must specify those buildings that are at least 50 years old.
  - Written confirmation from the district's career technical advisory committee indicating that the need for vocational and career technical facilities is being adequately met within the district consistent with Education Code Sections 51224, 51225.3(b), 51228(b), and 52336.1.
8. Final Charter School Apportionment for Charter School Facilities Rehabilitation pursuant to Section 1859.167.1. For purposes of this apportionment, the following documents must be submitted with this form (as appropriate):
- P&S for the project that were approved by DSA.
  - If the request includes funding for accessibility and fire code requirement pursuant to Section 1859.167.3(d), the DSA approved list of the minimum accessibility work required and a detailed cost estimate for the work in the plans.
  - DSA approval letter for elevator to meet handicapped compliance, if funding is requested.
  - High performance incentive (HPI) scorecard from DSA.
  - Plan approval letter from the CDE.
  - Construction cost estimate signed by the architect of record or design professional.
  - Determination of financial soundness from the California School Finance Authority (CSFA).
  - Written confirmation from the applicant's career technical advisory committee indicating that the need for vocational and career technical facilities is being adequately met within the district consistent with Education Code Sections 51224, 51225.3(b), 51228(b), and 52336.1.
9. If the application includes a request for Financial Hardship, the district must comply with the requirements of Section 1859.81.
- If the application is submitted when there is Insufficient Bond Authority, as defined in Section 1859.2, the district must adopt a school board resolution pursuant to Section 1859.95.1(b).

If the district is requesting New Construction funding after the initial baseline eligibility was approved by the Board and the district's current CBEDS enrollment reporting year is later than the enrollment reporting year used to determine the district's baseline eligibility or adjusted eligibility, the district must complete a new Form SAB 50-01 based on the current year CBEDS enrollment data, and submit it to the OPSC with this form. In addition, if the district's request is fully or partially based on eligibility derived from an Alternative Enrollment Projection, the district must update the Alternative Enrollment Projection to correspond with the CBEDS enrollment data for the current year. A small district with 2,500 or less enrollment as defined in Section 1859.2 will not have its eligi-

bility reduced for a period of three years from the date the district's baseline eligibility was approved by the Board as a result of reduction in projected enrollment.

For a list of the documents that must be submitted in order for the OPSC to deem a funding request for new construction or modernization complete and ready for OPSC processing, consult the SFP handbook and other information located on the OPSC Web site at [www.dgs.ca.gov/opsc](http://www.dgs.ca.gov/opsc).

For purposes of completing this form for a Final Charter School Apportionment, a charter school shall be treated as a school district.

## SPECIFIC INSTRUCTIONS

The district must assign a Project Tracking Number (PTN) to this project. The same PTN is used by the OPSC, the DSA and the CDE for all project applications submitted to those agencies to track a particular project through the entire state application review process. If the district has already assigned a PTN to this project by prior submittal of the P&S to either the DSA or the CDE for approval, use that PTN for this application submittal. If no PTN has been previously assigned for this project, a PTN may be obtained from the OPSC Web site at [www.dgs.ca.gov/opsc](http://www.dgs.ca.gov/opsc) "PT Number Generator."

### 1. Type of Application

Check the appropriate box that indicates the type of School Facility Program (SFP) grant the district is requesting for purposes of new construction, modernization, a separate design and/or site apportionment, site apportionment as an environmental hardship or New Construction (Final Apportionment). If the application is for the modernization of school facilities and includes facilities that are eligible for an additional apportionment pursuant to Section 1859.78.8, include a site diagram with this application that specifies the age of each facility eligible for modernization. The diagram should also indicate the date of its original DSA plan approval and the date the facility received its prior modernization apportionment. If known include the project modernization number on the diagram. If the application is for modernization of a California School for the Deaf or Blind, the CDE shall check the box identified as Modernization of California Schools for the Deaf/Blind. If the request is for a separate design apportionment, the CDE shall check the appropriate box. If the eligibility for this project was established as a result of the need for new or replacement facilities pursuant to Section 1859.82 (a) and (b), seismic replacement or seismic rehabilitation for the Most Vulnerable Category 2 Buildings, or rehabilitation pursuant to Section 1859.83 (e), check the appropriate box(es).

If this request is for an addition to an existing site and advance funding for the evaluation and RA costs, check the appropriate box and refer to Section 1859.74.4.

If this request is for an Overcrowding Relief Grant, check the New Construction (Overcrowding Relief Grant) box.

If this request is to convert a Preliminary Apportionment or a Preliminary Charter School Apportionment to a Final Apportionment, check the New Construction Final Apportionment, New Construction Final Charter School Apportionment or the Rehabilitation Final Charter School Apportionment box, as appropriate.

If the district is requesting a separate site and/or design apportionment, complete boxes 2a, 3, 4, the site acquisition data in box 5 (d and e), and boxes 13, 14, 15, 16, and 24 only.



**2. Type of Project**

- a. Select the type of project that best represents this application request and enter the total number of pupils assigned to the project for each grade group. Include pupils to be housed in a new or replacement school authorized by Section 1859.82 (a). The amount entered cannot exceed the district's baseline eligibility determined on Form SAB 50-03 and will be the basis for the amount of the new construction or modernization grants provided for the project.

If this request is for a Final Apportionment, the pupils assigned to the project must be at least 75 percent, but not more than 100 percent, of the pupils that received the Preliminary Apportionment. Refer to Section 1859.147.

For ORG projects, the amount entered cannot exceed the Overcrowding Relief Pupil Eligibility (pursuant to Section 1859.182 and 1859.183) as reflected in the total number of eligible pupils determined by the Form SAB 50-11 or the CDE Overcrowding Relief Grant Eligibility Determination form.

For Charter School Facilities Program Rehabilitation, leave the number of pupils blank.

- b. Check the box if the project is eligible for funding for 50 year or older permanent buildings and report, at the option of the district:
- The total number of eligible classrooms or the total eligible square footage building area at the site. Refer to Section 1859.78.6(b)(1)(A) or (b)(2)(A).
  - The total number of permanent classrooms or the total permanent square footage building area that is at least 50 years old and not been previously modernized with state funds. Refer to Section 1859.78.6(b)(1)(B) or (b)(2)(B).
  - Enter the greater percentage as calculated under Regulation Section 1859.78.6(b)(1)(C) or Regulation Section 1859.78.6(b)(2)(C).
  - If this project includes eligible 50 year or older pupil grants, enter the appropriate number assigned to the project for each grade group. The number of pupils entered cannot exceed the cumulative number of 50 year or older permanent buildings pupil grants requested for all modernization funding applications for the site as determined by using the percentage factor above.
- c. If this request includes pupil grants generated by an Alternative Enrollment Projection Method, enter the number of pupils by grade level.
- d. Indicate if this request is for funding of a 6–8 school and/or an Alternative Education School.
- e. Check the applicable box if the district is requesting additional pupil grants assigned to the project that exceed the capacity of the project or if the pupils assigned represent eligibility determined at another grade level and check the appropriate box to indicate under which regulation the district is applying. The pupil capacity of the project may be determined by multiplying the classrooms reported in box 3 by 25 for K–6; 27 for 7–8, 9–12 grades; 13 for non-severe and 9 for severe.
- f. If the request is for replacement facilities pursuant to Section 1859.82 (a) or (b) on the same site, check the facility hardship box.
- g. Enter the square footage of the non-toilet area and toilet area contained in the Charter School Facilities Program Rehabilitation project.
- h. Indicate the site scenario that best represents the project request.
- i. For ORG projects, the district must provide the following information in the space provided:
- Name of the eligible school site(s) where portables will be replaced in this project
  - Number of portables being replaced at each school site

- Number of site specific eligible pupils being requested for this project for each school site. The total number of site specific eligible pupils assigned to this project must equal the total number of pupils in Section 2a.

**3. Number of Classrooms**

Enter the:

- Number of classrooms as shown on the plans and specifications (P&S). If there was demolition at the site, report the net increase in the number of classrooms showing in the P&S.
- Master plan site size, as recommended by the California Department of Education.
- Recommended site size, as determined by the California Department of Education.
- Existing Useable Acres already owned at that location (if any).
- Proposed Useable Acres that was/will be purchased as part of the application (if any).

**4. Financial Hardship Request**

Check the appropriate box(es) if the district is requesting financial hardship assistance because it is unable to meet its matching share requirement.

- If the application includes a request for Financial Hardship, the district must comply with the requirements of Section 1859.81.
- If there is Insufficient Bond Authority for the type of application, check the second box and attach a school board resolution pursuant to Section 1859.95.1(b).

**5. New Construction Additional Grant Request**

Check the appropriate box(es) if the district requests an augmentation to the new construction grant for "additional" grants for the items listed or for replacement facilities pursuant to Section 1859.82(a) and (b). Refer to Sections 1859.72 through 1859.76 and 1859.82(a) and (b) for eligibility criteria. Enter the:

- a. Therapy area in square feet as provided in Section 1859.72.
- b. Multilevel classrooms in the P&S pursuant to Section 1859.73.
- c. Check the box if the district is requesting project assistance pursuant to Section 1859.73.1. If the district has not submitted a request for new construction baseline eligibility on a district-wide basis, it must submit a current Form SAB 50-01 based on district-wide enrollment data with this form.
- d. If the project the district is requesting SFP funding for does not require an RA, refer to Section 1859.74. If a RA is required on a site that is not leased or an addition to an existing site, refer to Section 1859.74.2. If RAs are required on a leased site or an addition to an existing site, refer to Sections 1859.74.3 or 1859.74.4, respectively. The limitation of 50 percent may be exceeded when unforeseen circumstances exist, the CDE determines that the site is the best available site, and substantiation that the costs are the minimum required to complete the evaluation and RA.
  - 1) Enter 50 percent of the actual cost.
  - 2) Enter 50 percent of the appraised value of the site. If the request is made pursuant to Regulation Section 1859.74.5, enter 50 percent of the appraised value.
  - 3) Enter 50 percent of the allowable relocation cost.
  - 4) Enter two percent of the lesser of the actual cost or appraised value of the site (minimum \$25,000).
  - 5) Enter 50 percent of the Department of Toxic Substances Control (DTSC) fee for review and approval of the phase one environmental site assessment and preliminary endangerment assessment reports. Refer to Sections 1859.74, 1859.74.1, 1859.74.5, 1859.75, 1859.75.1 and 1859.81.1.

A project that received site acquisition funds under the Lease-Purchase Program (LPP) as a priority two project is not eligible for site acquisition funds under the SFP. A district-owned site acquired with LPP, SFP or Proposition 1A funds is not eligible for funding under Regulation Section 1859.74.5.

- e. Enter 50 percent of the amount allowable for hazardous materials/waste removal and/or remediation for the site acquired pursuant to Sections 1859.74.2, 1859.74.3, 1859.74.4, 1859.75.1 or 1859.81.1. If an RA is required, check the box.
  - f. Enter 50 percent of eligible service-site development, off-site development including pedestrian safety paths and utilities costs allowed pursuant to Section 1859.76. Attach cost estimates of the proposed site development work which shall be supported and justified in the P&S. All cost estimates shall reflect 100 percent of the proposed work.
- Check the box if the district is requesting an Additional Grant for General Site Development pursuant to Section 1859.76
- g. If the district is requesting replacement facilities on the same site, (including seismic replacement), enter the square footage requested as provided in Section 1859.82(a) or (b).
  - h. If the request for seismic rehabilitation does not exceed 50 percent of the current replacement cost of the classroom or related facility, report 50 percent of the health/safety seismic mitigation cost and the ancillary costs as authorized by Section 1859.82(a).
  - i. Enter the square feet of eligible replacement area as provided by Section 1859.73.2.
  - j. If the district is requesting an Additional Grant for Energy Efficiency pursuant to Section 1859.71.3, enter the percentage of energy efficiency that exceeds Title 24 requirements as prescribed in Section 1859.71.3(a)(3).
  - k. Check the box(es) if the district requests and the project qualifies for additional funding for fire code requirements authorized in Section 1859.71.2.
  - l. If the district is requesting an Additional Grant for High Performance Incentive pursuant to Section 1859.70.4, enter the number of high performance points as prescribed in Section 1859.71.6 or 1859.77.4, as appropriate, subject to Education Code Section 17070.965.

#### 6. Modernization Additional Grant Request

- a. Check the box if the district is requesting project assistance allowance pursuant to Section 1859.78.2. If the district has not submitted a request for new construction baseline eligibility on a district-wide basis, it must submit a current Form SAB 50-01 based on district-wide enrollment data with this form.
- b. If the district is requesting an Additional Grant for Energy Efficiency pursuant to Section 1859.78.5, enter the percentage of energy efficiency that exceeds Title 24 requirements as prescribed in Section 1859.78.5(a)(3).
- c. Check the box if the district requests an additional grant for site development utility cost necessary for the modernization of 50 years or older permanent building(s). Enter 60 percent of the eligible costs allowable pursuant to Section 1859.78.7(a).
- d. Check the box(es) if the district requests and the project qualifies for additional funding for fire code requirements authorized in Section 1859.78.4.
- e. If the district is requesting an Additional Grant for High Performance Incentive pursuant to Section 1859.70.4, enter the number of high performance points as prescribed in Section 1859.77.4, subject to Education Code Section 17070.965.

#### 7. Excessive Cost Hardship Request

Check the appropriate box to request an augmentation to the New Construction or Modernization Grants for an excessive cost hardship for the items listed. Refer to

Section 1859.83 for eligibility criteria. Requests for excessive cost grants for accessibility requirements are allowed only if required by the Division of the State Architect (DSA). At the district's option, the district may request three percent of the modernization base grant or enter 60 percent of the amount calculated pursuant to Regulation Section 1859.83(f). Attach a copy of the DSA approved list that shows the minimum work necessary for accessibility requirements.

If the request is for the excessive cost grant for a new Alternative Education school pursuant to Section 1859.83(c)(2) and the district wishes to request less than the maximum allowance, please submit a letter along with application indicating the desired amount.

If the request is for rehabilitation mitigation, report 80 percent or 60 percent (as appropriate) of health/safety rehabilitation mitigation cost for a modernization project as authorized by Section 1859.83(e).

#### 8. Charter School Facilities Program Rehabilitation – Additional Grant and Excessive Cost Hardship Request

##### Additional Grant Request

- a. If the applicant is requesting an Additional Grant for High Performance Incentive pursuant to Section 1859.77.4, enter the number of high performance points as prescribed in Section 1859.77.4.

##### Excessive Cost Hardship Request

Check the appropriate box to request an augmentation to the Charter School Facilities Program Rehabilitation grants for an excessive cost hardship for the items listed. Refer to Section 1859.167.4 for eligibility criteria.

- b. Check the box if the applicant requests and qualifies for an Excessive Cost Hardship Grant due to Geographic Location pursuant to Section 1859.167.3(a).
- c. Check the box if the applicant requests and qualifies for an Excessive Cost Hardship Grant for a small size project pursuant to Section 1859.167.3(b).
- d. Check the box if the applicant requests and qualifies for an Excessive Cost Hardship Grant due to Urban Location, Security Requirements, and Impacted Site pursuant to Section 1859.167.3(c).
- e. Check the box if the applicant requests and qualifies for an Excessive Cost Hardship Grant due to accessibility and fire code requirements pursuant to Section 1859.167.3(d). Requests for excessive cost grants for accessibility requirements are allowed only if required by the Division of the State Architect (DSA). At the applicant's option, the applicant may request three percent of the Charter School Facilities Program Rehabilitation Grant or enter 50 percent of the amount calculated pursuant to Regulation Section 1859.167.3(d)(2). Attach a copy of the DSA approved list that shows the minimum work necessary for accessibility requirements.

#### 9. Project Priority Funding Order

Enter the priority order of this project in relation to other new construction applications submitted by the district on the same date. If applications are not received on the same date, the OPSC will assign a higher district priority to the application received first. Check the box(es) if the project meets the criteria outlined in Section 1859.92(c)(3),(4) and (6), as appropriate. This information is needed for purposes of priority points.

**10. Prior Approval Under the LPP**

If the project the district is requesting SFP grants for received a Phase P, S, or C approval under the LPP, report the application number of that project, regardless if the project actually received funding or was included on an "unfunded" list. Failure to report this information may delay the processing of the application by the OPSC.

**11. Prior Apportionment Under the SFP**

If the project received a separate apportionment under the SFP for either site and/or design, or site environmental hardship, enter the application number of the project. Failure to report this information may delay the processing of the application by the OPSC.

**12. Preliminary Apportionment to a Final Apportionment**

If this request is to convert a Preliminary Apportionment to a Final Apportionment, enter the application number of the Preliminary Apportionment. Failure to report this information may delay the processing of the application by the OPSC.

**13. Alternative Developer Fee**

The district must report certain alternative fees collected pursuant to Government Code Section 65995.7, as of the date of application submittal to the OPSC. Refer to Section 1859.77 for details. Districts are advised that the OPSC may perform an audit of the developer fees collected prior to application approval by the Board.

**14. Adjustment to New Construction Baseline Eligibility**

Pursuant to Section 1859.51 certain adjustments to the district's new construction baseline eligibility must be made each time a district submits Form SAB 50-04, to the OPSC for SFP new construction or modernization grants. These adjustments are made by the OPSC based on information reported by the district on this form.

- a. Report all classroom(s) provided after the district submitted its request for determination of its new construction baseline eligibility for the grades shown, or indicate N/A if there are none. Refer to Section 1859.51(i).

In the additional classroom column, indicate the number of additional net classrooms provided if not previously reported.

In the replacement classroom column, indicate the number of classrooms that were included in the determination of the district's new construction eligibility pursuant to Education Code Section 17071.75 but replaced in a locally funded project.

Enter the date the initial construction contract was signed for additional or replacement classrooms.

**15. Pending Reorganization Election**

Complete only for new construction projects. Indicate if there is a pending reorganization election that will result in a loss of eligibility for this project. If the answer is "yes", the district must complete Form SAB 50-01, Form SAB 50-02 and Form SAB 50-03, to adjust the district's new construction baseline eligibility as a result of the reorganization and submit them with this form.

**16. Joint-Use Facility/Leased Property**

Check the box if:

- a. The facilities to be constructed/modernized as part of this project will be for joint use by other governmental agencies.

- b. The new construction or modernization grants will be used for facilities located or to be located on leased property.

**17. Project Progress Dates**

- a. Enter the date(s) the construction contract(s) was awarded for this project(s). If a construction contract has not been executed, enter N/A. (If the space provided is not sufficient for all applicable contract dates, please list all dates on a separate attachment to this form.)
- b. Enter the issue date(s) for the Notice to Proceed for the construction phase of the project, or enter N/A if a Notice to Proceed has not been issued.
- c. If a construction contract was awarded prior to January 1, 2012, check the appropriate box to indicate whether or not the district has initiated and enforced a Labor Compliance Program (LCP) approved by the Department of Industrial Relations (DIR) pursuant to Labor Code Section 1771.7 for this project.

**18. Prevailing Wage Monitoring and Enforcement Costs**

If the construction contract(s) for this project was awarded on January 1, 2012, through June 19, 2014, check the appropriate box to indicate which of the following methods was or is being used to meet the requirement for prevailing wage monitoring and enforcement pursuant to Labor Code Section 1771.3 in effect on January 1, 2012 through June 19, 2014:

- DIR Public Works administration and enforcement
- A DIR-approved internal LCP
- A collective bargaining agreement that meets the criteria set forth in Labor Code Section 1771.3(b)(3) in effect on January 1, 2012 through June 19, 2014.

**19. Construction Delivery Method**

Check the box that best represents the construction delivery method that the district has or will use for this project, if known.

**20. Career Technical Education Funds Request**

Indicate if Career Technical Education (CTE) funds will be requested for classroom(s) included in the plans and specifications for this project pursuant to Section 1859.193. If "Yes", enter the number of CTE classroom(s) shown on the P&S.

**21. Overcrowding Relief Grant Narrative**

The district must either provide an explanation in the space provided or attach a letter signed by the district representative detailing how this project will relieve overcrowding.

**22. Architect of Record or Licensed Architect Certification**

The architect of record or the licensed architect must complete this section.

**23. Architect of Record or Design Professional Certification**

The architect of record or the appropriate design professional must complete this section.

**24. Certification**

The district representative must complete this section. For additional information regarding district certifications, refer to the SFP handbook located on the OPSC web site at [www.dgs.ca.gov/opsc](http://www.dgs.ca.gov/opsc).



**APPLICATION FOR FUNDING  
SCHOOL FACILITY PROGRAM**

**5. New Construction Additional Grant Request—New Construction Only**

- a. Therapy: Toilets (sq. ft.) \_\_\_\_\_  
Other (sq. ft.) \_\_\_\_\_
- b. Multilevel Construction (CRS): \_\_\_\_\_
- c.  Project Assistance
- d. Site Acquisition:
  - (1) 50 percent Actual Cost: \$ \_\_\_\_\_
  - (2) 50 percent Appraised Value: \$ \_\_\_\_\_
  - (3) 50 percent Relocation Cost: \$ \_\_\_\_\_
  - (4) 2 percent (min. \$25,000): \$ \_\_\_\_\_
  - (5) 50 percent DTSC Fee: \$ \_\_\_\_\_
- e. 50 percent hazardous waste removal: \$ \_\_\_\_\_  
 Response Action (RA)
- f. Site Development
  - 50 percent Service-Site: \$ \_\_\_\_\_
  - 50 percent Off-Site: \$ \_\_\_\_\_
  - 50 percent Utilities: \$ \_\_\_\_\_
  - General Site
- g. Facility Hardship Section 1859.82(a) or (b)
  - Toilet (sq. ft.): \_\_\_\_\_
  - Other (sq. ft.): \_\_\_\_\_
- h.  Seismic Rehabilitation [Section 1859.82(a)] \$ \_\_\_\_\_
- i. Replacement area
  - Toilet (sq. ft.): \_\_\_\_\_
  - Other (sq. ft.): \_\_\_\_\_
- j.  Energy Efficiency: \_\_\_\_\_ %
- k.  Automatic Fire Detection/Alarm System  
 Automatic Sprinkler System
- l.  High Performance Incentive (Indicate Points): \_\_\_\_\_

**6. Modernization Additional Grant Request**

- a.  Project Assistance
- b.  Energy Efficiency: \_\_\_\_\_ %
- c.  Site Development—60 percent utilities: \$ \_\_\_\_\_
- d.  Automatic Fire Detection/Alarm System
- e.  High Performance Incentive (Indicate Points): \_\_\_\_\_

**7. Excessive Cost Hardship Request**

- New Construction Only**
- Geographic Percent Factor: \_\_\_\_\_ %
  - New School Project [Section 1859.83(c)(1)]
  - New School Project [Section 1859.83(c)(2)]
  - Small Size Project
  - Urban/Security/Impacted Site;  
If a new site, \$ \_\_\_\_\_ per Useable Acre [Section 1859.83(d)(2)(C)]

**Modernization Only**

- Rehabilitation/Mitigation [Section 1859.83(e)]: \$ \_\_\_\_\_
- Geographic Percent Factor: \_\_\_\_\_ %
- Small Size Project
- Urban/Security/Impacted site
- Accessibility/Fire Code
  - 3 percent of base grant; or,
  - 60 percent of minimum work \$ \_\_\_\_\_
- Number of 2-Stop Elevators: \_\_\_\_\_
- Number of Additional Stops: \_\_\_\_\_

**8. Charter School Facilities Program Rehabilitation Additional Grant and Excessive Cost Hardship Request**

**Additional Grant Request**

- a.  High Performance Incentive (Indicate Points): \_\_\_\_\_

**Excessive Cost Hardship Request**

- b.  Geographic Percent Factor: \_\_\_\_\_ %
- c.  Small Size Project
- d.  Urban/Security/Impacted site
- e.  Accessibility/Fire Code
  - 3 percent of base grant; or,
  - 50 percent of minimum work \$ \_\_\_\_\_
- Number of 2-Stop Elevators: \_\_\_\_\_
- Number of Additional Stops: \_\_\_\_\_

**9. Project Priority Funding Order—New Construction Only**

- Priority order of this application in relation to other new construction applications submitted by the district at the same time: # \_\_\_\_\_
- Project meets:
- Density requirement pursuant to Section 1859.92(c)(3).
  - Stock plans requirement pursuant to Section 1859.92(c)(4).
  - Energy efficiency requirement pursuant to Section 1859.92(c)(6).

**10. Prior Approval Under the LPP**

- New Construction: 22/ \_\_\_\_\_
- Modernization: 77/ \_\_\_\_\_

**11. Prior Apportionment Under the SFP**

- Site/Design—New Construction: 50/ \_\_\_\_\_
- Design—Modernization: 57/ \_\_\_\_\_

**12. Preliminary Apportionment to Final Apportionment**

- Preliminary Apportionment Application Number: # \_\_\_\_\_

**13. Alternative Developer Fee—New Construction Only**

- Alternative developer fee collected and reportable pursuant to Regulation Section 1859.77: \$ \_\_\_\_\_

**14. Adjustment to New Construction Baseline Eligibility**

- a. Classroom(s) provided:
- |                   |                   |
|-------------------|-------------------|
| Additional        | Replacement       |
| K-6: _____        | K-6: _____        |
| 7-8: _____        | 7-8: _____        |
| 9-12: _____       | 9-12: _____       |
| Non-Severe: _____ | Non-Severe: _____ |
| Severe: _____     | Severe: _____     |

Construction Contract(s) for the project signed on: \_\_\_\_\_

**15. Pending Reorganization Election—New Construction Only**  Yes  No

**16. Joint-Use Facility/Leased Property**

- a.  Joint-Use Facility  
b.  Leased Property

**17. Project Progress Dates**

- a. Construction Contract(s) awarded on: \_\_\_\_\_  
(If the space provided is not sufficient for all applicable contract dates, please list all dates on a separate attachment to this form.)
- b. Notice(s) to Proceed issued on: \_\_\_\_\_
- c. If the Construction Contract(s) was awarded prior to January 1, 2012, have you initiated and enforced an LCP approved by the DIR pursuant to Labor Code Section 1771.7 for this project?  Yes  No

**18. Prevailing Wage Monitoring and Enforcement Costs**

If the Construction Contract(s) was awarded on January 1, 2012 through June 19, 2014, please indicate which monitoring requirement was or is being used, pursuant to Labor Code Section 1771.3 in effect on January 1, 2012 through June 19, 2014:

- DIR Public Works administration and enforcement  
 DIR approved District LCP  
 Collective bargaining agreement, pursuant to Labor Code Section 1771.3(b)(3) in effect on January 1, 2012 through June 19, 2014

**19. Construction Delivery Method**

- Design-Bid-Build  
 Design-Build  
 Developer Built  
 Lease Lease-Back  
 Energy Performance Contract  
 This project includes or will include piggyback contract(s) as defined in Section 1859.2  
 Other: \_\_\_\_\_

**20. Career Technical Education Funds Request**

Will CTE Funds be requested for classroom(s) included in the plans and specifications for this project?  Yes  No  
Number of CTE classroom(s): \_\_\_\_\_

**21. Overcrowding Relief Grant Narrative**

\_\_\_\_\_  
\_\_\_\_\_

**22. Architect of Record or Licensed Architect Certification**

I certify as the architect of record for the project or as a licensed architect that:

- The P&S for this project were submitted to the OPSC by electronic medium (i.e., CD-ROM, zip disk or diskette) or as an alternative, if the request is for a modernization Grant, the P&S were submitted in hard copy to the OPSC.
- Any portion of the P&S requiring review and approval by the Division of the State Architect (DSA) were approved by the DSA on \_\_\_\_\_ (enter DSA approval date).
- Any portion of the P&S not requiring review and approval by the DSA meets the requirements of the California Code of Regulations, Title 24, including any hand-capped access and fire code requirements.
- If the request is for a Modernization or Charter School Facilities Program Rehabilitation Grant, the P&S include the demolition of more classrooms than those to be constructed in the project, the difference is \_\_\_\_\_ classroom(s). (Indicate N/A if there are none.)
- If the request is for a Modernization or Charter School Facilities Program Rehabilitation Grant, the P&S include the construction of more classrooms than those to be demolished in the project, the difference is \_\_\_\_\_ classroom(s). (Indicate N/A if there are none.)

\_\_\_\_\_  
ARCHITECT OF RECORD OR LICENSED ARCHITECT (PRINT NAME)

\_\_\_\_\_  
SIGNATURE

\_\_\_\_\_  
DATE

**23. Architect of Record or Design Professional Certification**

I certify as the architect of record for the project or the appropriate design professional, that:

- If the request is for a New Construction Grant, not including the ORG, I have developed a cost estimate of the proposed project which indicates that the estimated construction cost of the work in the P&S including deferred items (if any) relating to the proposed project, is at least 60 percent of the total grant amount provided by the State and the district's matching share, less site acquisition costs and the High Performance Base Incentive Grant. This cost estimate does not include site acquisition, planning, tests, inspection, or furniture and equipment and is available at the district for review by the OPSC.
- If the request is for a Modernization or Charter School Facilities Program Rehabilitation Grant, I have developed a cost estimate of the proposed project which indicates that the estimated construction cost of the work in the P&S, including deferred items and interim housing (if any) relating to the proposed project, is at least 60 percent of the total grant amount provided by the State and the district's matching share, less the High Performance Base Incentive Grant. This cost estimate does not include planning, tests, inspection or furniture and equipment and is available at the district for review by the OPSC.

\_\_\_\_\_  
ARCHITECT OF RECORD OR DESIGN PROFESSIONAL (PRINT NAME)

\_\_\_\_\_  
SIGNATURE

\_\_\_\_\_  
DATE

**24. Certification**

I certify, as the District Representative, that the information reported on this form, with the exception of items 22 and 23, is true and correct and that:

- I am an authorized representative of the district as authorized by the governing board of the district; and,
- A resolution or other appropriate documentation supporting this application under Chapter 12.5, Part 10, Division 1, commencing with Section 17070.10, et. seq., of the Education Code was adopted by the school district's governing board or the designee of the Superintendent of Public Instruction on, \_\_\_\_\_; and,
- The district has established a "Restricted Maintenance Account" for exclusive purpose of providing ongoing and major maintenance of school buildings and has developed an ongoing and major maintenance plan that complies with and is implemented under the provisions of Education Code Section 17070.75 and 17070.77 (refer to Sections 1859.100 through 1859.102); and,
- The district has considered the feasibility of the joint use of land and facilities with other governmental agencies in order to minimize school facility costs; and,
- If this funding request is for the modernization of portable classrooms eligible for an additional apportionment pursuant to Education Code Section 17073.15, the district certifies that (check the applicable box below):
  - 1. The state modernization funds will be used to replace the portable classrooms and permanently remove the displaced portables from the classroom use within six months of the filing of the Notice of Completion for the project; or,
  - 2. It has provided documentation to the Office of Public School Construction which indicates that modernizing the portable classrooms eligible for an additional apportionment is better use of public resources than the replacement of these facilities.
- Facilities to be rehabilitated under the Charter School Facilities Program previously funded with School Facility Program State funds meet the requirements of Section 1859.163.6; and,
- All contracts entered on or after November 4, 1998 for the service of any architect structural engineer or other design professional for any work under the project have been obtained pursuant to a competitive process that is consistent with the requirements of Chapter 10 (commencing with Section 4525) of Division 5, of Title 1, of the Government Code; and,
- If this request is for new construction funding, the district has received approval of the site and the plans from the CDE. Plan approval is not required if request is for separate design apportionment; and,
- If this request is for modernization or Charter School Facilities Program Rehabilitation funding, the district has received approval of the plans for the project from the CDE. Plan approval is not required if request is for separate design apportionment; and,
- The district has or will comply with the Public Contract Code regarding all laws governing the use of force account labor; and,
- This district has or will comply with Education Code Section 17076.11 regarding at least a 3 percent expenditure goal for disabled veteran business enterprises; and,
- The district matching funds required pursuant to Sections 1859.77.1 or 1859.79 has either been expended by the district, deposited in the County School Facility Fund or will be expended by the district prior to the notice of completion for the project; and,
- The district has received the necessary approval of the plans and specifications from the Division of the State Architect unless the request is for a separate site and/or design apportionment; and,
- If the district is requesting site acquisition funds as part of this application, the district has complied with Sections 1859.74 through 1859.75.1 as appropriate; and,
- With the exception of an apportionment made pursuant to Section 1859.75.1, the district understands that the lack of substantial progress toward increasing the pupil capacity or renovation of its facilities within 18 months of receipt of any funding shall be cause for the rescission of the unexpended funds (refer to Section 1859.105); and,
- If the apportionment for this project was made pursuant to Section 1859.75.1, the district understands that the lack of substantial progress toward increasing the pupil capacity or renovation of its facilities within 12 months of receipt of any funding shall be cause for the rescission of the unexpended funds (refer to Section 1859.105.1); and,
- The district understands that funds not released within 18 months of apportionment shall be rescinded and the application shall be denied (refer to Section 1859.90); and,
- The statements set forth in this application and supporting documents are true and correct to the best of my knowledge and belief; and,
- All school facilities purchased or newly constructed under the project for use by pupils who are individuals with exceptional needs, as defined in Education Code Section 56026, shall be designed and located on the school site so as to maximize interaction between those individuals with exceptional needs and other pupils as appropriate to the needs of both; and,
- This form is an exact duplicate (verbatim) of the form provided by the OPSC. In the event a conflict should exist, the language in the OPSC form will prevail; and,
- The district understands that some or all of the State funding for the project must be returned to the State as a result of an audit pursuant to Sections 1859.105, 1859.105.1, 1859.106; and,
- The district has complied with the provisions of Sections 1859.76 and 1859.79.2 and that the portion of the project funded by the State does not contain work specifically prohibited in those Sections; and,
- If the SFP grants will be used for the construction or modernization of school facilities on leased land, the district has entered into a lease agreement for the leased property that meets the requirements of Section 1859.22; and,
- If the application contains a "Use of New Construction Grant" request, the district has adopted a school board resolution and housing plan at a public hearing at a regularly scheduled meeting of the governing board on \_\_\_\_\_
- as specified in Sections 1859.77.2, or 1859.77.3, as appropriate. The district's approved housing plan is as indicated (check all that apply):
  - 1. The district will construct or acquire facilities for housing the pupils with funding not otherwise available to the SFP as a district match within five years of project approval by the SAB and the district must identify the source of the funds. [Applicable for Sections 1859.77.2(a) and (b) and 1859.77.3(a) and (b)]
  - 2. The district will utilize higher district loading standards providing the loading standards are within the approved district's teacher contract and do not exceed 33:1 per classroom. [Applicable for Sections 1859.77.2(a) and (b) and 1859.77.3(a) and (b)]
  - 3. The pupils requested from a different grade level will be housed in classrooms at an existing school in the district which will have its grade level changed, to the grade level requested, at the completion of the proposed SFP project. [Applicable for Sections 1859.77.2(b) and 1859.77.3(b)]

# APPLICATION FOR FUNDING SCHOOL FACILITY PROGRAM

- If the district requested additional funding for fire code requirements pursuant to Sections 1859.71.2 or 1859.78.4, the district will include the automatic fire detection/alarm system and/or automatic sprinkler system in the project prior to completion of the project; and,
- The district has consulted with the career technical advisory committee established pursuant to Education Code Section 8070 and the need for vocational and career technical facilities is being adequately met in accordance with Education Code Sections 51224, 51225.3(b), and 51228(b), and 52336.1; and,
- If the district is requesting an Additional Grant for Energy Efficiency pursuant to Sections 1859.71.3 or 1859.78.5, the increased costs for the energy efficiency components in the project exceeds the amount of funding otherwise available to the district; and,
- If this application is submitted after January 1, 2004 for modernization funding, the district has considered the potential for the presence of lead-containing materials in the modernization project and will follow all relevant federal, state, and local standards for the management of any identified lead; and,
- The district has initiated and enforced an LCP that has been approved by the DIR, pursuant to Labor Code Section 1771.7, if the project is funded from Propositions 47 or 55 and the Notice to Proceed for the construction phase of the project is issued on or after April 1, 2003 and before January 1, 2012; and,
- The district has contracted with the DIR for prevailing wage monitoring and enforcement pursuant to Labor Code Section 1771.3(a) in effect on January 1, 2012 through June 19, 2014, if the construction contract was awarded on January 1, 2012 through June 19, 2014 and the district has not obtained a waiver for the requirement, pursuant to Labor Code Section 1771.3(b) in effect on January 1, 2012 through June 19, 2014. The district understands that if it fails to meet this requirement, it will be required to repay all state bond funds received including interest; and,
- Beginning with the 2005/2006 fiscal year, the district has complied with Education Code Section 17070.75(e) by establishing a facilities inspection system to ensure that each of its schools is maintained in good repair; and,
- If this application is submitted pursuant to Section 1859.180, the district certifies that within six months of occupancy of the permanent classrooms, it will remove the replaced portables from the eligible school site and K–12 grade classroom use with the exception of schools described in Education Code Section 17079.30(c); and,
- The district has considered the feasibility of using designs and materials for the new construction or modernization project that promote the efficient use of energy and water, maximum use of natural light and indoor air quality, the use of recycled materials and materials that emit a minimum of toxic substances, the use of acoustics conducive to teaching and learning, and the other characteristics of high performance schools; and,
- If the district is requesting an additional grant for high performance incentive funding, the school district governing board must have a resolution on file that demonstrates support for the high performance incentive grant request and the intent to incorporate high performance features in future facilities projects; and,
- If this application is submitted when there is Insufficient Bond Authority, the district has adopted a school board resolution pursuant to Section 1859.95.1; and,
- The district will comply with all laws pertaining to the construction or modernization of its school building.

NAME OF DISTRICT REPRESENTATIVE (PRINT)

PHONE NUMBER

SIGNATURE OF DISTRICT REPRESENTATIVE

DATE



REPORT OF THE EXECUTIVE OFFICER  
State Allocation Board Meeting, January 24, 2018

LEGISLATIVE UPDATE

PURPOSE OF REPORT

To provide the State Allocation Board (Board) with an update on the passage of legislation in 2017 that may impact programs administered by the Board.

DESCRIPTION

Consistent with prior requests by the Board, Staff presents a report on the chaptered bills that may impact the programs administered by the Board at the end of each legislative year. The Attachment provides a summary of the chaptered bills and preliminary comments by Staff. It is not a comprehensive study of the bills' ramifications or program implications.

RECOMMENDATION

Acknowledge this report.

The State Allocation Board acknowledged this report on January 24, 2018.

ATTACHMENT

BILL	SUMMARY	PRELIMINARY COMMENTS
<p>Assembly Bill (AB) 10 (Garcia) Chapter 687</p>	<p><b>Feminine hygiene products: public school restrooms.</b></p> <p>Existing law requires public and private schools to have restroom facilities that are open during school hours, and at all times to keep every restroom maintained and cleaned regularly, fully operational, and stocked with soap and paper supplies.</p> <p>This bill requires a public school maintaining any combination of classes from grade 6 to grade 12, inclusive that meets a 40 percent pupil poverty threshold specified in federal law, to stock 50 percent of the school's restrooms with feminine hygiene products.</p> <p>The bill prohibits a public school from charging for any menstrual products, including feminine hygiene products, provided to pupils.</p>	<p>Staff is currently reviewing this bill in order to determine any possible program impact.</p>
<p>AB 99 (Assembly Budget Committee) Chapter 15</p>	<p><b>School finance: education omnibus trailer bill.</b></p> <p>Existing law requires the Controller, in consultation with the Department of Finance and the California Department of Education (CDE), to develop a plan to review and report on financial and compliance audits of school districts and the offices of county superintendents of schools, and to propose the content of an audit guide that is required to be submitted by the Controller to the Education Audit Appeals Panel for review and possible amendment.</p> <p>This bill requires, commencing April 1, 2017, a local educational agency that receives any of specified funds relating to school facilities projects to annually report a detailed list of all expenditures of state funds, including interest, and of the local educational agency's matching funds for completed projects until all state funds, including interest, all of the local educational agency's matching funds, and savings achieved, including interest, are expended in accordance with the School Facility Program (SFP).</p> <p>The bill requires the Controller, commencing with audits of the 2018–19 fiscal year, to include instructions in the K-12 audit guide that include certain procedures for conducting the audit.</p>	<p>In implementing the sections of this bill under its purview, the Board approved the establishment of grant agreements and conforming regulations at its June 5, 2017 and June 28, 2017 meetings.</p>

BILL	SUMMARY	PRELIMINARY COMMENTS
<p>AB 203 (O'Donnell) Chapter 837</p>	<p><b>School facilities: design and construction: report: regulations.</b></p> <p>Existing law requires CDE to take specified actions relating to the construction of school facilities, including establishing standards for use by school districts to ensure that the design and construction of school facilities are educationally appropriate and promote school safety.</p> <p>This bill requires those standards to also ensure that the design and construction of school facilities provide school districts with flexibility in designing instructional facilities. The bill also requires CDE to develop strategies to assist small school districts with technical assistance relating to school construction and the funding of school facilities. The bill requires CDE, the Division of the State Architect (DSA), and Staff to submit a report to the Legislature relating to the construction of school facilities that addresses the feasibility of streamlining their application processes.</p> <p>The bill requires CDE and Office of Public School Construction (OPSC) to each develop regulations that provide local educational agencies with flexibility in the design of instructional facilities for consideration by the State Board of Education and the Board, respectively.</p>	<p>Staff is collaborating with CDE and DSA staff to implement this bill.</p>
<p>AB 591 (O'Donnell) Chapter 125</p>	<p><b>School property: lease: county boards of education.</b></p> <p>Existing law authorizes the governing board of a school district to lease real property that belongs to the school district for a minimum rental of \$1 per year if the instrument by which the property is leased requires a building to be constructed by the lessee for use by the school district and title to the building vests in the school district at the end of the lease.</p> <p>Existing law also authorizes the governing board of a school district to enter into an agreement with the lowest responsible bidder for the construction of a building to be leased and used by the school district if the instrument provides that title to the building and site shall vest in the school district at the end of the lease.</p> <p>Existing law prohibits the governing board of a school district from entering into an agreement with an entity pursuant to the above-specified provisions unless the entity provides an enforceable commitment that the entity and its subcontractors will use a skilled and trained workforce to perform the work.</p> <p>This bill makes all of the requirements in the provisions specified above applicable to an agreement entered into by a county board of education,</p>	<p>Staff is currently reviewing this bill in order to determine any possible program impact.</p>

BILL	SUMMARY	PRELIMINARY COMMENTS
AB 591 (O'Donnell) Chapter 125 <i>Continued</i>	county office of education, or county superintendent of schools to let to a person, firm, or corporation any real property that belongs to the county office of education or a school district that requires the lessee to construct a building on demised premises for use by the county office of education or a school district.	
AB 1066 (Aguiar-Curry) Chapter 616	<p><b>Public works: definition.</b></p> <p>Existing law defines the term “public works” for purposes of requirements regarding the payment of prevailing wages to include construction, alteration, demolition, installation, or repair work done under contract and paid for in whole or in part out of public funds, except as specified. Existing law makes a willful violation of laws relating to the payment of prevailing wages on public works a misdemeanor.</p> <p>This bill expands the meaning of the term “public works” to include specific types of tree removal work. By expanding the definition of “public works,” this bill expands the scope of a crime.</p>	The bill does not require any action by the Board.
AB 1157 (Mullin) Chapter 717	<p><b>School property: school district advisory committees: teacher and school district employee housing: property tax exemption.</b></p> <p>Existing law exempts certain transactions from the requirements that otherwise apply to the sale or lease of real property by a school district if certain conditions are met, including that the financing proceeds obtained by the school district pursuant to the transaction are expended solely for specified capital outlay purposes.</p> <p>This bill specifies that the construction, reconstruction, or renovation of rental housing facilities for school district employees is a permissible capital outlay expenditure for purposes of those provisions.</p>	Staff is currently reviewing this bill in order to determine any possible program impact.
AB 1550 (Limon) Chapter 451	<p><b>School finance: school bonds: small school district.</b></p> <p>Existing law authorizes the governing board of any school district to order an election and submit to the voters the question whether the bonds of the district should be issued and sold.</p> <p>Existing law, the Joint Exercise of Powers Act, generally authorizes two or more public agencies, by agreement, to jointly exercise any common power.</p>	Staff is currently reviewing this bill in order to determine any possible program impact.

BILL	SUMMARY	PRELIMINARY COMMENTS
<p>AB 1550 (Limon) Chapter 451 <i>Continued</i></p>	<p>This bill authorizes two or more small school districts that have voter-approved authority to issue bonds pursuant to the above provisions to form a joint powers authority pursuant to the Joint Exercise of Powers Act for the purpose of issuing or selling those bonds to raise money for the purposes authorized.</p> <p>The bill authorizes a joint powers authority formed pursuant to these provisions to exercise the authority granted to a school district under the above specified authority for the issuing and selling of those bonds.</p>	
<p>Senate Bill (SB) 418 (Hernandez) Chapter 393</p>	<p><b>Public contracts: skilled and trained workforce.</b></p> <p>Existing law defines a “skilled and trained workforce” to mean a workforce that meets certain conditions for when a public entity is required by statute or regulation to obtain an enforceable commitment that a bidder, contractor, or other entity will use a skilled and trained workforce to complete a contract or project. Existing law also authorizes a public entity to require that a bidder, contractor, or other entity use a skilled and trained workforce to complete a contract or project.</p> <p>This bill revises the definition of a “skilled and trained workforce” to exclude from the conditions work performed on or after specified dates, in certain occupations, including but not limited to carpenter, inspector and roofer.</p>	<p>The bill does not require any action by the Board.</p>
<p>SB 541 (Allen) Chapter 811</p>	<p><b>Water: school facility water capture practices.</b></p> <p>Existing law establishes the State Water Resources Control Board, which exercises the adjudicatory and regulatory functions of the state in the field of water resources.</p> <p>This bill requires the State Water Resources Control Board, in consultation with the regional water quality control boards and DSA, to recommend best design and use practices for stormwater and dry weather runoff capture practices that can generally be applied to all new, reconstructed, or altered public schools</p> <p>The bill requires the State Water Resources Control Board to submit these recommendations to the Governor and the Legislature by January 1, 2019, and requires the State Water Resources Control Board and CDE to post the recommendations on their respective websites.</p>	<p>The bill does not require any action by the Board.</p>

**Tentative Workload**

**February 2018**

**ACTION ITEMS**

**REPORTS, DISCUSSION and INFORMATION ITEMS**

Standard Information Items

**FINANCIAL REPORTS**

Status of Fund Releases

Status of Funds

---

**Tentative Workload**

**March 2018**

**ACTION ITEMS**

**REPORTS, DISCUSSION and INFORMATION ITEMS**

Standard Information Items

**FINANCIAL REPORTS**

Status of Fund Releases

Status of Funds

---

**Tentative Workload**

**April 2018**

**ACTION ITEMS**

**REPORTS, DISCUSSION and INFORMATION ITEMS**

Standard Information Items

**FINANCIAL REPORTS**

Status of Fund Releases

Status of Funds

## APPEALS Received as of December 31, 2017

Appeal Received Date	District	Tentative SAB Date*	Description
6/5/2017	Alisal Union School District/ Monterey	TBD	District does not concur with the findings for the closeout review regarding funds available for its matching share under the Financial Hardship program for multiple projects.
6/29/17	San Marcos Unified School District/ San Diego	2/2018	District does not concur with the findings for the closeout review of site acquisition expenditures.
9/27/17	Stanislaus County Office of Education/ Stanislaus	3/2018	District does not concur with the findings for the closeout review.
10/17/17	Los Angeles Unified School District/ Los Angeles	3/2018	District does not concur with the findings for the closeout review.
11/27/17	Morongo Unified School District/ San Bernardino	4/2018	District is requesting to retain a site that was abandoned and replaced through the Facility Hardship Program.

\*Please note: Tentative SAB Date is not a guaranteed meeting date and may be subject to change.

**APPEALS Received as of December 31, 2017**

**Office of Public School Construction is working toward potential administrative resolution on the following School District Appeal Requests. Therefore, a tentative SAB date is to be determined.**

<b>Appeal Received Date</b>	<b>District</b>	<b>Tentative SAB Date*</b>	<b>Description</b>
6/8/2017	Corona-Norco Unified School District/ Riverside	TBD	District does not concur with the findings for the closeout review of hazardous materials removal.
6/16/2017	Corona-Norco Unified School District/ Riverside	TBD	District does not concur with the findings for the closeout review of site acquisition expenditures.
6/19/2017	Romoland School District/ Riverside	TBD	District does not concur with the findings for the closeout review of site acquisition expenditures.
6/27/17	Los Angeles Unified School District/ Los Angeles	TBD	District does not concur with the findings for the closeout review of site acquisition expenditures.
7/3/17	Los Angeles Unified School District/ Los Angeles	TBD	District does not concur with the findings for the closeout review of site acquisition expenditures.
7/3/17	San Bernardino City Unified School District/San Bernardino	TBD	District does not concur with the findings for the closeout review of multiple projects.
8/1/17	Los Angeles Unified School District/ Los Angeles	TBD	District does not concur with the findings for the closeout review of hazardous materials removal.
8/14/17	Garden Grove Unified School District/Orange	TBD	District does not concur with the findings for the closeout review of a modernization project.
8/24/17	Fresno Unified School District/Fresno	TBD	District does not concur with the findings for the closeout review of hazardous materials removal.
9/27/17	Stanislaus County Office of Education/Stanislaus	TBD	District does not concur with the findings for the closeout review.
10/17/17	Los Angeles Unified School District/Los Angeles	TBD	District does not concur with the findings for the closeout review on two (2) projects.
10/17/17	San Bernardino City Unified School District/San Bernardino	TBD	District does not concur with the findings for the closeout review on three (3) modernization projects.
10/25/17	Los Angeles Unified School District/ Los Angeles	TBD	District does not concur with the findings for the closeout review of an ORG project.
11/1/17	Los Angeles Unified School District/ Los Angeles	TBD	District does not concur with the findings for the closeout review of a new construction project.
11/6/17	Garden Grove Unified School District/Orange	TBD	District does not concur with the findings for the closeout review on three (3) projects.
11/20/17	San Lorenzo Unified School District/ Alameda	TBD	District does not concur with the findings for the closeout review.
11/30/17	Burton School District/Tulare	TBD	District does not concur with the findings for the closeout review.
12/7/17	Stanislaus County Office of Education/Stanislaus	TBD	District does not concur with the findings for the closeout review of hazardous materials removal.
12/11/17	Los Angeles Unified School District/Los Angeles	TBD	District does not concur with the findings for the closeout review of hazardous materials removal.
12/15/17	Pittsburg Unified School District/Contra Costa	TBD	District is requesting additional time to breakout expenditures for four (4) projects.
12/16/17	Los Angeles Unified School District/Los Angeles	TBD	District is requesting acceptance of electronic records to support submitted expenditures.
12/19/17	Riverbank Unified School District/Stanislaus	TBD	District does not concur with the findings for the closeout review.
12/26/17	Los Angeles County Office of Education/Los Angeles	TBD	District does not concur with the findings for the closeout review.
12/27/17	San Bernardino City Unified School District/ San Bernardino	TBD	District does not concur with the findings for the closeout review for three (3) projects.
12/28/17	Los Angeles Unified School District/Los Angeles	TBD	District does not concur with the findings for the closeout review of hazardous materials removal.

\*Please note: Tentative SAB Date is not a guaranteed meeting date and may be subject to change.



**STATE ALLOCATION BOARD MEETING DATES**

The State Allocation Board (SAB) meeting dates for the 2018 calendar year are as follows:

<u>Board Date</u>	<u>Type of Meeting</u>
February 28, 2018*	Monthly (Consent/Appeals/Action)
March 28, 2018*	Monthly (Consent/Appeals/Action)
April 25, 2018*	Monthly (Consent/Appeals/Action)
May 23, 2018*	Monthly (Consent/Appeals/Action)
June 27, 2018*	Monthly (Consent/Appeals/Action)
July 25, 2018*	Monthly (Consent/Appeals/Action)
August 22, 2018*	Monthly (Consent/Appeals/Action)
September 26, 2018*	Monthly (Consent/Appeals/Action)
October 24, 2018*	Monthly (Consent/Appeals/Action)
December 2018*	Monthly (Consent/Appeals/Action)

\*The projected dates and time will be determined upon the discussion with the Vice-Chair and Chair based on workload.

The SAB meets in different rooms within the State Capitol at 4:00 p.m. when the State Legislature is in session and at 2:00 p.m. when the State Legislature is out on recess. Due to scheduling changes within the Legislature, some of the SAB meetings may be canceled or changed with short notice.

## **INFORMATION ITEM**

### **SCHOOL FACILITY PROGRAM NEW CONSTRUCTION AND MODERNIZATION UNFUNDED LIST (as of December 6, 2017)**

The New Construction and Modernization projects on this list have received an “unfunded” approval by the State Allocation Board (SAB). Note that an “unfunded” approval does not guarantee a future apportionment by the SAB.

Published monthly in the SAB Agenda.

This report is also on the OPSC Web site at:  
[www.dgs.ca.gov/opsc](http://www.dgs.ca.gov/opsc)

Unfunded Approvals as of  
December 6, 2017 SAB

County	School District	Application Number	Program	Approval	Received Date	SAB Unfunded Approval	Financial Hardship Apportionment	Loan	State Share	Total Apportionment	Cumulative Amount	Submitted Certification Letter November 2017	Grant Agreement Received as of 1/12/2018
SAN DIEGO	FALLBROOK UNION ELEMENTARY	51/68114-00-002	Facility Hardship	G	9/23/2016	7/24/2017	0.00	0.00	708,543.00	708,543.00	708,543.00	n/a	n/a
CONTRA COSTA	WEST CONTRA COSTA UNIFIED	58/61796-00-009	Rehabilitation	G	2/28/2017	8/23/2017	0.00	0.00	2,106,032.00	2,106,032.00	2,814,575.00	Yes	No
SANTA CRUZ	HAPPY VALLEY ELEMENTARY	58/69757-00-001	Rehabilitation	G	4/3/2017	8/23/2017	112,140.00	0.00	196,600.00	308,740.00	3,123,315.00	Yes	No
SUTTER	FRANKLIN ELEMENTARY	58/71381-00-001	Rehabilitation	G	6/22/2017	8/23/2017	0.00	0.00	318,512.00	318,512.00	3,441,827.00	Yes	No
HUMBOLDT	SCOTIA UNION ELEMENTARY	58/63024-00-005	Rehabilitation	G	7/26/2016	12/5/2017	357,012.00	0.00	797,874.00	1,154,886.00	4,596,713.00	Yes	n/a
SANTA CRUZ	SCOTTS VALLEY UNIFIED	51/75432-00-001	Facility Hardship	G	4/20/2017	12/6/2017	0.00	0.00	1,495,351.00	1,495,351.00	6,092,064.00	Yes	No
SAN BERNARDINO	COLTON JOINT UNIFIED	58/67686-00-001	Rehabilitation	G	6/23/2017	12/6/2017	0.00	0.00	711,066.50	711,066.50	6,803,130.50	Yes	No
SAN BENITO	SAN BENITO HIGH	51/67538-00-001	Facility Hardship	G	8/1/2017	12/6/2017	0.00	0.00	5,660,618.00	5,660,618.00	12,463,748.50	Yes	No
CONTRA COSTA	WEST CONTRA COSTA UNIFIED	58/61796-00-010	Rehabilitation	G	8/9/2017	12/6/2017	0.00	0.00	2,472,732.00	2,472,732.00	14,936,480.50	Yes	No
TULARE	THREE RIVERS UNION ELEMENTARY	58/72207-00-001	Rehabilitation	G	8/17/2017	12/6/2017	0.00	0.00	209,445.00	209,445.00	15,145,925.50	Yes	No
SHASTA	SHASTA UNION HIGH	58/70136-00-001	Rehabilitation	G	8/24/2017	12/6/2017	0.00	0.00	451,339.00	451,339.00	15,597,264.50	Yes	No
SANTA BARBARA	VISTA DEL MAR UNION ELEMENTARY	58/69344-00-001	Rehabilitation	G	9/11/2017	12/6/2017	0.00	0.00	80,066.00	80,066.00	15,677,330.50	Yes	No
KERN	MAPLE ELEMENTARY	51/63610-00-002	Facility Hardship	G	9/25/2017	12/6/2017	3,771,026.32	0.00	3,720,273.77	7,491,300.09	23,168,630.59	Yes	No
TULARE	STRATHMORE UNION ELEMENTARY	58/72157-00-001	Rehabilitation	G	10/3/2017	12/6/2017	0.00	0.00	309,015.00	309,015.00	23,477,645.59	Yes	No
FRESNO	CENTRAL UNIFIED	57/73965-00-007	Modernization	G	7/3/2012	6/5/2017	0.00	0.00	2,147,664.00	2,147,664.00	25,625,309.59	Yes	n/a
SAN DIEGO	SANTEE ELEMENTARY	57/68361-00-012	Modernization	G	7/19/2012	6/5/2017	0.00	0.00	422,704.00	422,704.00	26,048,013.59	Yes	n/a
MONTEREY	MONTEREY COUNTY OFFICE OF EDUCATION	57/10272-00-001	Modernization	D	8/8/2012	6/5/2017	0.00	0.00	153,819.00	153,819.00	26,201,832.59	Yes	n/a
TULARE	STRATHMORE UNION ELEMENTARY	57/72157-00-003	Modernization	G	10/3/2012	6/5/2017	1,436,926.00	0.00	2,208,558.00	3,645,484.00	29,847,316.59	Yes	n/a
SONOMA	DUNHAM ELEMENTARY	57/70672-00-001	Modernization	G	10/5/2012	6/5/2017	429,203.00	0.00	655,954.00	1,085,157.00	30,932,473.59	Yes	n/a
RIVERSIDE	CORONA-NORCO UNIFIED	50/67033-00-036	New Construction	G	10/30/2012	6/5/2017	0.00	0.00	683,175.00	683,175.00	31,615,648.59	Yes	n/a
SAN BERNARDINO	VICTOR VALLEY UNION HIGH	50/67934-00-022	New Construction	G	10/30/2012	6/5/2017	0.00	0.00	3,360,869.00	3,360,869.00	34,976,517.59	Yes	n/a
SANTA CLARA	ALUM ROCK UNION ELEMENTARY	54/69369-00-002	Charter	D	5/30/2014	7/24/2017	0.00	440,359.70	440,359.70	880,719.40	35,857,236.99	Yes	n/a
SANTA CLARA	ALUM ROCK UNION ELEMENTARY	54/69369-00-003	Charter	D	5/30/2014	7/24/2017	0.00	25,675.55	25,675.55	51,351.10	35,908,588.09	Yes	n/a
LOS ANGELES	LOS ANGELES UNIFIED	53/64733-00-574	Critically Overcrowded Schools	L	10/27/2008	8/23/2017	0.00	0.00	5,569,869.00	5,569,869.00	41,478,457.09	n/a	n/a
LOS ANGELES	LOS ANGELES UNIFIED	53/64733-00-679	Critically Overcrowded Schools	L	11/2/2009	8/23/2017	0.00	0.00	2,115,821.00	2,115,821.00	43,594,278.09	n/a	n/a
SANTA CLARA	GILROY UNIFIED	50/69484-00-004	New Construction	L	10/31/2007	9/6/2017	0.00	0.00	21,089.00	21,089.00	43,615,367.09	n/a	n/a
RIVERSIDE	PALM SPRINGS UNIFIED	50/67173-02-008	New Construction	L	5/14/2009	9/6/2017	0.00	0.00	59,373.00	59,373.00	43,674,740.09	n/a	n/a
KINGS	KINGS RIVER-HARDWICK UNION ELEMENTARY	50/63941-00-002	New Construction	D	11/19/2012	9/6/2017	765,037.00	0.00	783,942.00	1,548,979.00	45,223,719.09	Yes	Yes
KINGS	KINGS RIVER-HARDWICK UNION ELEMENTARY	57/63941-00-002	Modernization	D	11/19/2012	9/6/2017	31,710.00	0.00	47,565.00	79,275.00	45,302,994.09	Yes	Yes
TULARE	ROCKFORD ELEMENTARY	57/72090-00-002	Modernization	D	11/19/2012	9/6/2017	42,914.00	0.00	64,372.00	107,286.00	45,410,280.09	Yes	Yes
FRESNO	FRESNO COUNTY OFFICE OF EDUCATION	50/10108-00-007	New Construction	G	11/20/2012	9/6/2017	0.00	0.00	2,947,696.00	2,947,696.00	48,357,976.09	Yes	No
FRESNO	FOWLER UNIFIED	50/62158-00-001	New Construction	G	11/21/2012	9/6/2017	0.00	0.00	2,541,718.00	2,541,718.00	50,899,694.09	Yes	Yes
FRESNO	COALINGA/HURON JOINT UNIFIED	57/62125-00-007	Modernization	G	11/29/2012	9/6/2017	0.00	0.00	4,382,559.00	4,382,559.00	55,282,253.09	Yes	Yes
VENTURA	SIMI VALLEY UNIFIED	57/72603-00-031	Modernization	G	12/17/2012	9/6/2017	0.00	0.00	2,155,208.00	2,155,208.00	57,437,461.09	Yes	No
GLENN	LAKE ELEMENTARY	57/62596-00-001	Modernization	G	9/11/2012	12/5/2017	308,808.00	0.00	644,216.00	953,024.00	58,390,485.09	Yes	n/a
LOS ANGELES	LOS ANGELES UNIFIED	54/64733-00-064	Charter	G	9/28/2016	12/5/2017	0.00	5,763,689.00	5,763,689.00	11,527,378.00	69,917,863.09	Yes	Yes
LOS ANGELES	LOS ANGELES UNIFIED	53/64733-00-024	Critically Overcrowded Schools	L	10/31/2007	12/6/2017	0.00	0.00	138,194.00	138,194.00	70,056,057.09	n/a	n/a
LOS ANGELES	LOS ANGELES UNIFIED	53/64733-00-081	Critically Overcrowded Schools	L	10/31/2007	12/6/2017	0.00	0.00	2,216.00	2,216.00	70,058,273.09	n/a	n/a
VENTURA	FILLMORE UNIFIED	50/72454-00-003	New Construction	L	4/21/2008	12/6/2017	0.00	0.00	3,079.00	3,079.00	70,061,352.09	n/a	n/a
EL DORADO	BUCKEYE UNION ELEMENTARY	50/61838-00-005	New Construction	L	7/10/2008	12/6/2017	0.00	0.00	155,395.00	155,395.00	70,216,747.09	n/a	n/a
LOS ANGELES	LONG BEACH UNIFIED	53/64725-00-002	Critically Overcrowded Schools	L	8/27/2008	12/6/2017	0.00	0.00	504,273.00	504,273.00	70,721,020.09	n/a	n/a
LOS ANGELES	SAUGUS UNION ELEMENTARY	50/64998-00-018	New Construction	L	5/11/2009	12/6/2017	0.00	0.00	750.00	750.00	70,721,770.09	n/a	n/a
LOS ANGELES	LOS ANGELES UNIFIED	54/64733-00-013	Charter	L	11/10/2010	12/6/2017	0.00	0.00	80,628.00	80,628.00	70,802,398.09	n/a	n/a
SAN MATEO	MENLO PARK CITY ELEMENTARY	50/68965-00-004	New Construction	L	2/14/2011	12/6/2017	0.00	0.00	51,807.00	51,807.00	70,854,205.09	n/a	n/a
VENTURA	VENTURA COUNTY OFFICE OF EDUCATION	57/10561-00-002	Modernization	G	12/18/2012	12/6/2017	453,419.00	0.00	680,129.00	1,133,548.00	71,987,753.09	Yes	No
CONTRA COSTA	ANTIOCH UNIFIED	57/61648-00-011	Modernization	G	12/20/2012	12/6/2017	0.00	0.00	3,816,253.00	3,816,253.00	75,804,006.09	Yes	No
VENTURA	VENTURA COUNTY OFFICE OF EDUCATION	57/10561-00-003	Modernization	G	12/24/2012	12/6/2017	670,682.00	0.00	1,006,024.00	1,676,706.00	77,480,712.09	Yes	No
TULARE	SUNNYSIDE UNION ELEMENTARY	57/72181-00-001	Modernization	G	1/15/2013	12/6/2017	274,642.00	0.00	411,963.00	686,605.00	78,167,317.09	Yes	No
FRESNO	WASHINGTON UNIFIED	57/76778-00-003	Modernization	G	1/28/2013	12/6/2017	0.00	0.00	1,785,125.00	1,785,125.00	79,952,442.09	Yes	No
LOS ANGELES	WALNUT VALLEY UNIFIED	57/73460-00-012	Modernization	G	1/30/2013	12/6/2017	0.00	0.00	4,203,994.00	4,203,994.00	84,156,436.09	Yes	No
RIVERSIDE	TEMECULA VALLEY UNIFIED	57/75192-00-004	Modernization	G	1/30/2013	12/6/2017	0.00	0.00	1,691,812.00	1,691,812.00	85,848,248.09	Yes	No
VENTURA	VENTURA COUNTY OFFICE OF EDUCATION	50/10561-00-003	New Construction	G	2/4/2013	12/6/2017	9,137,569.00	0.00	9,137,569.00	18,275,138.00	104,123,386.09	Yes	No
SOLANO	SOLANO COUNTY OFFICE OF EDUCATION	50/10488-00-032	New Construction	G	2/14/2013	12/6/2017	2,823,939.00	0.00	2,823,939.00	5,647,878.00	109,771,264.09	No	No
SOLANO	SOLANO COUNTY OFFICE OF EDUCATION	57/10488-00-027	Modernization	G	2/14/2013	12/6/2017	487,884.00	0.00	731,826.00	1,219,710.00	110,990,974.09	No	No
RIVERSIDE	PALM SPRINGS UNIFIED	57/67173-00-006	Modernization	G	2/14/2013	12/6/2017	0.00	0.00	585,145.00	585,145.00	111,576,119.09	Yes	Yes
LOS ANGELES	WESTSIDE UNION ELEMENTARY	50/65102-00-004	New Construction	G	2/20/2013	12/6/2017	0.00	0.00	9,209,551.00	9,209,551.00	120,785,670.09	Yes	No
SAN DIEGO	OCEANSIDE CITY UNIFIED	57/73569-00-015	Modernization	G	3/1/2013	12/6/2017	0.00	0.00	667,105.00	667,105.00	121,452,775.09	Yes	No
CONTRA COSTA	MT. DIABLO UNIFIED	57/61754-00-092	Modernization	G	3/5/2013	12/6/2017	0.00	0.00	832,303.00	832,303.00	122,285,078.09	Yes	No
CONTRA COSTA	MT. DIABLO UNIFIED	57/61754-00-093	Modernization	G	3/5/2013	12/6/2017	0.00	0.00	638,127.00	638,127.00	122,923,205.09	Yes	No

Unfunded Approvals as of  
December 6, 2017 SAB

County	School District	Application Number	Program	Approval	Received Date	SAB Unfunded Approval	Financial Hardship Apportionment	Loan	State Share	Total Apportionment	Cumulative Amount	Submitted Certification Letter November 2017	Grant Agreement Received as of 1/12/2018
CONTRA COSTA	MT. DIABLO UNIFIED	57/61754-00-094	Modernization	G	3/5/2013	12/6/2017	0.00	0.00	858,724.00	858,724.00	123,781,929.09	Yes	No
CONTRA COSTA	MT. DIABLO UNIFIED	57/61754-00-095	Modernization	G	3/5/2013	12/6/2017	0.00	0.00	563,675.00	563,675.00	124,345,604.09	Yes	No
CONTRA COSTA	MT. DIABLO UNIFIED	57/61754-00-096	Modernization	G	3/5/2013	12/6/2017	0.00	0.00	1,074,890.00	1,074,890.00	125,420,494.09	Yes	No
SAN DIEGO	GROSSMONT UNION HIGH	57/68130-00-019	Modernization	G	3/14/2013	12/6/2017	0.00	0.00	752,910.00	752,910.00	126,173,404.09	Yes	No
ORANGE	LOS ALAMITOS UNIFIED	57/73924-00-013	Modernization	G	3/14/2013	12/6/2017	0.00	0.00	666,087.00	666,087.00	126,839,491.09	Yes	No
KERN	MCFARLAND UNIFIED	57/73908-00-005	Modernization	G	3/18/2013	12/6/2017	0.00	0.00	744,568.00	744,568.00	127,584,059.09	Yes	No
ORANGE	LOS ALAMITOS UNIFIED	57/73924-00-014	Modernization	G	3/25/2013	12/6/2017	0.00	0.00	4,198,039.00	4,198,039.00	131,782,098.09	Yes	Yes
SONOMA	CLOVERDALE UNIFIED	57/70656-00-002	Modernization	G	3/28/2013	12/6/2017	0.00	0.00	511,128.00	511,128.00	132,293,226.09	Yes	No
SAN DIEGO	GROSSMONT UNION HIGH	57/68130-00-020	Modernization	G	4/6/2013	12/6/2017	0.00	0.00	294,393.00	294,393.00	132,587,619.09	Yes	No
FRESNO	CLOVIS UNIFIED	57/62117-00-033	Modernization	G	4/9/2013	12/6/2017	0.00	0.00	792,881.00	792,881.00	133,380,500.09	Yes	No
MARIN	ROSS VALLEY	57/75002-00-006	Modernization	G	4/9/2013	12/6/2017	0.00	0.00	442,234.00	442,234.00	133,822,734.09	Yes	No
EL DORADO	EL DORADO UNION HIGH	57/61853-00-008	Modernization	G	4/12/2013	12/6/2017	0.00	0.00	258,680.00	258,680.00	134,081,414.09	Yes	No
EL DORADO	EL DORADO UNION HIGH	57/61853-00-009	Modernization	G	4/12/2013	12/6/2017	0.00	0.00	1,858,470.00	1,858,470.00	135,939,884.09	Yes	No
MERCED	LOS BANOS UNIFIED	50/65755-00-007	New Construction	G	4/17/2013	12/6/2017	0.00	0.00	5,203,880.00	5,203,880.00	141,143,764.09	Yes	No
VENTURA	VENTURA COUNTY OFFICE OF EDUCATION	57/10561-00-001	Modernization	G	4/17/2013	12/6/2017	635,689.00	0.00	953,533.00	1,589,222.00	142,732,986.09	Yes	No
STANISLAUS	SYLVAN UNION ELEMENTARY	57/71290-00-007	Modernization	G	4/30/2013	12/6/2017	0.00	0.00	2,687,814.00	2,687,814.00	145,420,800.09	Yes	No
SAN LUIS OBISPO	ATASCADERO UNIFIED	57/68700-00-002	Modernization	G	5/2/2013	12/6/2017	0.00	0.00	3,219,642.00	3,219,642.00	148,640,442.09	Yes	No
SAN BERNARDINO	RIM OF THE WORLD UNIFIED	57/67868-00-007	Modernization	G	5/7/2013	12/6/2017	0.00	0.00	4,221,455.00	4,221,455.00	152,861,897.09	No	No
SONOMA	WRIGHT ELEMENTARY	57/71035-00-002	Modernization	G	5/7/2013	12/6/2017	0.00	0.00	2,031,212.00	2,031,212.00	154,893,109.09	Yes	No
RIVERSIDE	VAL VERDE UNIFIED	50/75242-02-001	New Construction	G	5/8/2013	12/6/2017	0.00	0.00	4,992,005.00	4,992,005.00	159,885,114.09	Yes	No
RIVERSIDE	VAL VERDE UNIFIED	50/75242-02-002	New Construction	G	5/8/2013	12/6/2017	0.00	0.00	12,834,216.00	12,834,216.00	172,719,330.09	Yes	No
ORANGE	PLACENTIA-YORBA LINDA UNIFIED	57/66647-00-034	Modernization	G	5/14/2013	12/6/2017	0.00	0.00	513,846.00	513,846.00	173,233,176.09	Yes	No
RIVERSIDE	DESERT SANDS UNIFIED	57/67058-00-016	Modernization	G	5/17/2013	12/6/2017	0.00	0.00	628,281.00	628,281.00	173,861,457.09	No	No
RIVERSIDE	VAL VERDE UNIFIED	50/75242-02-003	New Construction	G	5/20/2013	12/6/2017	0.00	0.00	1,110,234.00	1,110,234.00	174,971,691.09	Yes	No
YOLO	WASHINGTON UNIFIED	57/72694-00-017	Modernization	G	5/20/2013	12/6/2017	0.00	0.00	1,053,910.00	1,053,910.00	176,025,601.09	Yes	No
ORANGE	CYPRESS ELEMENTARY	57/66480-00-005	Modernization	G	5/24/2013	12/6/2017	0.00	0.00	3,224,208.00	3,224,208.00	179,249,809.09	Yes	No
SAN DIEGO	CHULA VISTA ELEMENTARY	50/68023-01-001	New Construction	G	5/30/2013	12/6/2017	0.00	0.00	12,954,028.00	12,954,028.00	192,203,837.09	Yes	No
VENTURA	SIMI VALLEY UNIFIED	57/72603-00-032	Modernization	G	6/5/2013	12/6/2017	0.00	0.00	2,567,015.00	2,567,015.00	194,770,852.09	Yes	No
FRESNO	KERMAN UNIFIED	50/73999-00-007	New Construction	G	6/7/2013	12/6/2017	0.00	0.00	239,403.00	239,403.00	195,010,255.09	Yes	No
KINGS	LEMOORE UNION ELEMENTARY	57/63974-00-003	Modernization	G	6/14/2013	12/6/2017	0.00	0.00	815,668.00	815,668.00	195,825,923.09	Yes	No
KINGS	LEMOORE UNION ELEMENTARY	57/63974-00-004	Modernization	G	6/14/2013	12/6/2017	0.00	0.00	2,766,626.00	2,766,626.00	198,592,549.09	Yes	No
SANTA BARBARA	SANTA BARBARA UNIFIED	57/76786-00-001	Modernization	G	6/28/2013	12/6/2017	0.00	0.00	734,694.00	734,694.00	199,327,243.09	Yes	No
ALAMEDA	FREMONT UNIFIED	50/61176-00-004	New Construction	G	7/2/2013	12/6/2017	0.00	0.00	3,595,396.00	3,595,396.00	202,922,639.09	Yes	No
SAN MATEO	BELMONT-REDWOOD SHORES ELEMENTARY	57/68866-00-011	Modernization	G	7/2/2013	12/6/2017	0.00	0.00	1,149,001.00	1,149,001.00	204,071,640.09	Yes	No
SANTA BARBARA	SANTA BARBARA UNIFIED	57/76786-00-002	Modernization	G	7/2/2013	12/6/2017	0.00	0.00	783,819.00	783,819.00	204,855,459.09	Yes	No
SANTA BARBARA	SANTA BARBARA UNIFIED	57/76786-00-003	Modernization	G	7/8/2013	12/6/2017	0.00	0.00	292,770.00	292,770.00	205,148,229.09	Yes	No
ORANGE	WESTMINSTER ELEMENTARY	57/66746-00-017	Modernization	G	7/11/2013	12/6/2017	0.00	0.00	454,744.00	454,744.00	205,602,973.09	Yes	No
ORANGE	WESTMINSTER ELEMENTARY	57/66746-00-018	Modernization	G	7/11/2013	12/6/2017	0.00	0.00	259,098.00	259,098.00	205,862,071.09	Yes	No
RIVERSIDE	DESERT SANDS UNIFIED	57/67058-00-017	Modernization	G	7/11/2013	12/6/2017	0.00	0.00	16,482,830.00	16,482,830.00	222,344,901.09	No	No
SANTA CLARA	EAST SIDE UNION HIGH	57/69427-00-034	Modernization	G	7/11/2013	12/6/2017	0.00	0.00	597,114.00	597,114.00	222,942,015.09	Yes	No
<b>Total</b>							<b>21,738,600.32</b>	<b>6,229,724.25</b>	<b>194,973,690.52</b>	<b>222,942,015.09</b>			

\*This Unfunded List (Lack of AB 55 Loans) includes \$0.9 million for 2 projects for Charter School Facilities Program Preliminary Apportionments for Design Funding.

Unfunded Charter Preliminary  
As of December 6, 2017 SAB

County	School District	Application Number	Program	Approval	Received Date	SAB Date	Financial Hardship Apportionment	Loan	State Share	Total Apportionment	Prop. 47	Prop. 55	Prop. 1D
<b>Unfunded Charter PA's</b>													
ALAMEDA	OAKLAND UNIFIED	54/61259-09-001	Charter	P	6/1/2007	5/28/2008	0.00	5,956,392.60	5,956,393.05	11,912,785.65	0.00	0.00	11,912,785.65
LOS ANGELES	LOS ANGELES UNIFIED	54/64733-00-049	Charter	P	6/5/2007	5/28/2008	0.00	15,457,077.00	12,447,821.60	27,904,898.60	0.00	0.00	27,904,898.60
SANTA BARBARA	COLLEGE ELEMENTARY	54/69179-00-001	Charter	P	6/5/2007	5/28/2008	0.00	0.00	4,081,793.60	4,081,793.60	0.00	0.00	4,081,793.60
SAN DIEGO	SAN DIEGO UNIFIED	54/68338-02-002	Charter	P	9/28/2009	7/12/2011	0.00	1,366,254.90	1,366,254.90	2,732,509.80	0.00	0.00	2,732,509.80
ALAMEDA	OAKLAND UNIFIED	54/61259-00-004	Charter	P	5/30/2014	11/25/2014	0.00	5,499,728.10	5,499,728.10	10,999,456.20	0.00	10,999,456.20	0.00
BUTTE	CHICO UNIFIED	54/61424-00-005	Charter	P	4/1/2014	4/15/2015	0.00	249,318.00	249,318.00	498,636.00	0.00	0.00	498,636.00
SONOMA	SANTA ROSA HIIGH	54/70920-00-004	Charter	P	4/1/2014	4/15/2015	0.00	4,603,432.50	4,603,432.50	9,206,865.00	0.00	0.00	9,206,865.00
SONOMA	SANTA ROSA HIIGH	54/70920-00-003	Charter	P	4/3/2014	4/15/2015	0.00	319,127.40	319,127.40	638,254.80	0.00	0.00	638,254.80
SAN JOAQUIN	TRACY JOINT UNIFIED	54/75499-00-003	Charter	P	4/30/2014	4/15/2015	0.00	0.00	2,221,196.40	2,221,196.40	0.00	0.00	2,221,196.40
SAN JOAQUIN	TRACY JOINT UNIFIED	54/75499-00-004	Charter	P	4/30/2014	4/15/2015	0.00	0.00	1,752,495.30	1,752,495.30	0.00	0.00	1,752,495.30
SANTA CLARA	ALUM ROCK UNION ELEMENTARY	54/69369-00-002	Charter	P	5/30/2014	4/15/2015	0.00	3,963,237.30	3,963,237.30	7,926,474.60	0.00	0.00	7,926,474.60
ALAMEDA	OAKLAND UNIFIED	54/61259-13-002	Charter	P	5/28/2014	5/27/2015	0.00	2,916,055.40	2,916,055.40	5,832,110.80	0.00	0.00	5,832,110.80
ALAMEDA	OAKLAND UNIFIED	54/61259-13-002	Charter	P	5/28/2014	8/26/2015	0.00	8,558,059.50	8,558,059.50	17,116,119.00	0.00	0.00	17,116,119.00
SANTA CLARA	ALUM ROCK UNION ELEMENTARY	54/69369-00-003	Charter	P	5/30/2014	12/9/2015	0.00	231,079.95	231,079.95	462,159.90	0.00	10,660.00	451,499.90
<b>Total</b>								<b>49,119,762.65</b>	<b>54,165,993.00</b>	<b>103,285,755.65</b>	<b>0.00</b>	<b>11,010,116.20</b>	<b>92,275,639.45</b>

\*This Charter Unfunded Preliminary List does not include \$0.9 million for 2 projects for Charter School Facilities Program Preliminary Apportionments for Design Funding.

## **INFORMATION ITEM**

### SCHOOL FACILITY PROGRAM OFFICE OF PUBLIC SCHOOL CONSTRUCTION FUNDING WORKLOAD LISTING (Applications Received Through December 31, 2017)

The New Construction and Modernization projects on this list represent completed applications awaiting the Office of Public School Construction processing and scheduling to the State Allocation Board.

This list includes future workload that is identified as:

- Pending reflects workload that has been processed by the OPSC but awaiting further information/documentation from the district.
- Reviewing reflects currently being processed by the OPSC.

Pursuant to SFP Regulation Section 1859.95.1, this list also includes applications that were received, but not reviewed by the Office of Public School Construction (OPSC). This list is presented to the State Allocation Board for acknowledgement.

This list is also available on the Internet and is updated on the first and third Fridays of each month.

[www.dgs.ca.gov/opsc](http://www.dgs.ca.gov/opsc)

SFP APPLICATIONS  
New Construction and Charter School Facilities Program  
- Workload as of December 31, 2017 -

District	County	Site Name	Application Number	50-04 Date Received	Estimated State Grant (a)	Financial Hardship (b)
Desert Sands Unified	Riverside	Indio High	50/67058-00-027	07/11/13	\$ 589,453	\$ -
Martinez Unified	Contra Costa	Alhambra Senior High	50/61739-00-002	07/18/13	\$ 513,692	\$ -
Chaffey Joint Union High	San Bernardino	Ontario High	50/67652-00-015	07/25/13	\$ 8,543,001	\$ -
Long Beach Unified	Los Angeles	Roosevelt Elementary	50/64725-00-016	07/30/13	\$ 4,944,009	\$ -
Corona-Norco Unified	Riverside	Harada Elementary	50/67033-00-037	08/12/13	\$ 1,127,012	\$ -
Corona-Norco Unified	Riverside	Louis VanderMolen Elementary	50/67033-00-038	08/12/13	\$ 924,195	\$ -
Tulare Joint Union High	Tulare	Mission Oak High	50/72249-00-002	08/13/13	\$ 3,343,309	\$ -
Corona-Norco Unified	Riverside	Centennial High	50/67033-00-039	08/15/13	\$ 385,647	\$ -
Clovis Unified	Fresno	Clovis High	50/62117-00-017	08/16/13	\$ 1,426,014	\$ -
Clovis Unified	Fresno	Clovis West High	50/62117-00-018	08/16/13	\$ 8,096,067	\$ -
Mission Union Elementary	Monterey	Mission Elementary	50/66084-00-002	08/16/13	\$ 194,050	\$ 194,050
Fremont Union High	Santa Clara	Cupertino High	50/69468-00-002	08/16/13	\$ 607,154	\$ -
Greenfield Union	Kern	Plantation Elementary	50/63503-00-017	08/20/13	\$ 311,626	\$ -
Belmont-Redwood Shores Elementary	San Mateo	Central Elementary	50/68866-00-005	08/20/13	\$ 713,572	\$ -
Placentia Yorba Linda Unified	Orange	Valencia High	50/66647-00-036	08/23/13	\$ 505,527	\$ -
Irvine Unified	Orange	PA 40 Elementary	50/73650-00-018	08/28/13	\$ 25,265,646	\$ -
Grossmont Union High	San Diego	Merit Academy	50/68130-12-006	08/30/13	\$ 1,885,088	\$ -
Windsor Unified	Sonoma	Brooks Elementary	50/75358-00-015	09/05/13	\$ 3,007,595	\$ -
San Ramon Valley Unified	Contra Costa	Monte Vista High	50/61804-00-037	09/23/13	\$ 3,427,030	\$ -
Solvang Elementary	Santa Barbara	Solvang Elementary	50/69336-00-002	09/23/13	\$ 270,555	\$ -
Lagunita Elementary	Monterey	Lagunita Elementary	50/66076-00-002	09/27/13	\$ 116,231	\$ 116,231
Grossmont Union High	San Diego	Helix High	50/68130-14-004	10/02/13	\$ 1,364,672	\$ -
Mendota Unified	Fresno	New Elementary	50/75127-00-004	10/03/13	\$ 13,405,829	\$ -
Santa Maria Joint Union High	Santa Barbara	Santa Maria High	50/69310-00-004	10/23/13	\$ 8,541,959	\$ -
Ross Valley	Marin	White Hill Middle	50/75002-00-002	10/28/13	\$ 3,231,322	\$ -
Fresno Unified	Fresno	Robinson Elementary	50/62166-00-027	10/31/13	\$ 1,060,109	\$ -
Fresno Unified	Fresno	McLane High	50/62166-00-028	10/31/13	\$ 7,300,673	\$ -
Burton Elementary	Tulare	New K-8 School	50/71837-00-014	10/31/13	\$ 7,552,310	\$ 7,552,310
Contra Costa County Office of Education	Contra Costa	Special Education Center	50/10074-98-005	12/17/13	\$ 1,214,673	\$ 1,214,673
Lake Elementary	Glenn	Lake Elementary	50/62596-00-001	12/20/13	\$ 3,463,236	\$ 3,463,236
Irvine Unified	Orange	Northwood High	50/73650-00-019	01/10/14	\$ 4,422,897	\$ -
Visalia Unified	Tulare	Visalia Technical Educational Center	50/72256-00-027	02/24/14	\$ 2,595,090	\$ 2,595,090
Maple Elementary	Kern	Maple Elementary	50/63610-00-001	03/06/14	\$ 111,040	\$ 111,040
West Contra Costa Unified	Contra Costa	Valley View Elementary	50/61796-01-001	03/14/14	\$ 2,375,775	\$ -
Amador County Office of Education	Amador	Argonaut High	50/10033-00-003	03/18/14	\$ 818,920	\$ 818,920
Amador County Office of Education	Amador	Plymouth Elementary	50/10033-00-004	03/18/14	\$ 617,376	\$ 617,376
Monterey County Office of Education	Monterey	Salinas Community	50/10272-00-011	03/26/14	\$ 723,444	\$ 723,444
Pleasant View Elementary	Tulare	Pleasant View Elementary	50/72058-00-003	04/01/14	\$ 451,388	\$ 451,388
Fremont Union High	Santa Clara	Monta Vista High	50/69468-00-003	04/16/14	\$ 3,769,044	\$ -
Island Union Elementary	Kings	Island Elementary	50/63933-00-001	04/24/14	\$ 5,935,897	\$ 5,935,897
Island Union Elementary	Kings	Island Elementary	50/63933-00-002	04/24/14	\$ 1,566,050	\$ 1,566,050
Amador County Office of Education	Amador	Jackson Junior High	50/10033-00-002	05/12/14	\$ 1,775,125	\$ 1,775,125

SFP APPLICATIONS  
New Construction and Charter School Facilities Program  
- Workload as of December 31, 2017 -

District	County	Site Name	Application Number	50-04 Date Received	Estimated State Grant (a)	Financial Hardship (b)
Fresno Unified	Fresno	Easterby Elementary	50/62166-00-029	05/21/14	\$ 610,788	\$ -
Sequoia Union High	San Mateo	Carlmont High	50/69062-01-004	05/21/14	\$ 2,212,412	\$ 2,212,412
Liberty Elementary	Tulare	Liberty Elementary	50/71985-00-002	05/23/14	\$ 935,829	\$ -
Anaheim Elementary	Orange	John Marshall Elementary	50/66423-00-010	06/18/14	\$ 13,426,438	\$ -
Kings Canyon Joint Unified	Fresno	Orange Cove High	50/62265-00-008	06/25/14	\$ 341,158	\$ -
Poway Unified	San Diego	Design 39 Campus	50/68296-00-021	07/03/14	\$ 18,922,769	\$ -
Kings Canyon Joint Unified	Fresno	Orange Cove High	50/62265-00-009	07/09/14	\$ 1,222,036	\$ -
Los Banos Unified	Merced	Los Banos New Elementary	50/65755-00-008	07/11/14	\$ 11,110,922	\$ -
Yuba County Office of Education	Yuba	Thomas E. Mathews Community	50/10587-00-001	07/22/14	\$ 295,475	\$ 295,475
Yuba County Office of Education	Yuba	Goldfield	50/10587-00-002	07/22/14	\$ 112,327	\$ 112,327
Yuba County Office of Education	Yuba	Special Education School 1	50/10587-00-003	07/22/14	\$ 56,164	\$ 56,164
Yuba County Office of Education	Yuba	Special Education School 2	50/10587-00-004	07/22/14	\$ 37,442	\$ 37,442
Yuba County Office of Education	Yuba	Special Education School 3	50/10587-00-005	07/22/14	\$ 56,164	\$ 56,164
Yuba County Office of Education	Yuba	Special Education School 4	50/10587-00-006	07/22/14	\$ 56,164	\$ 56,164
Yuba County Office of Education	Yuba	Special Education School 5	50/10587-00-007	07/22/14	\$ 56,164	\$ 56,164
Yuba County Office of Education	Yuba	Special Education School 6	50/10587-00-008	07/22/14	\$ 56,164	\$ 56,164
Yuba County Office of Education	Yuba	Special Education School 7	50/10587-00-009	07/22/14	\$ 56,164	\$ 56,164
Firebaugh-Las Deltas Unified	Fresno	Mills (Arthur E.) Intermediate	50/73809-00-004	07/31/14	\$ 782,366	\$ -
Marin County Office of Education	Marin	Marin Community	50/10215-00-001	08/14/14	\$ 1,532,100	\$ -
Bakersfield City Elementary	Kern	Dr. Douglas K. Fletcher Elementary	50/63321-00-028	08/14/14	\$ 778,252	\$ -
Bakersfield City Elementary	Kern	Sequoia Middle	50/63321-00-029	08/14/14	\$ 1,916,665	\$ -
Kings Canyon Joint Unified	Fresno	Alta Elementary	50/62265-00-010	08/15/14	\$ 724,408	\$ -
Sequoia Union High	San Mateo	Myrtle Street	50/69062-00-013	08/18/14	\$ 8,512,435	\$ -
San Ramon Valley Unified	Contra Costa	Gale Ranch Middle	50/61804-00-038	08/20/14	\$ 482,106	\$ -
San Ramon Valley Unified	Contra Costa	Dougherty Valley High	50/61804-00-039	08/20/14	\$ 1,615,969	\$ -
Washington Colony Elementary	Fresno	Washington Colony Elementary	50/62513-00-001	08/20/14	\$ 2,182,944	\$ 2,182,944
Templeton Unified	San Luis Obispo	Templeton Elementary	50/68841-00-001	08/20/14	\$ 978,993	\$ -
Oxnard Elementary	Ventura	Southwest (Seabridge)	50/72538-00-010	08/25/14	\$ 1,399,104	\$ 1,399,104
Grossmont Union High	San Diego	Elite Academy	50/68130-13-006	09/02/14	\$ 2,705,363	\$ -
Irvine Unified	Orange	Irvine High	50/73650-00-020	09/02/14	\$ 6,138,311	\$ -
Clovis Unified	Fresno	Clark Intermediate	50/62117-00-019	09/05/14	\$ 3,602,578	\$ -
Dublin Unified	Alameda	J.M. Amador Elementary	50/75093-00-010	09/19/14	\$ 30,095,249	\$ -
Clovis Unified	Fresno	Sierra Vista Elementary	50/62117-00-020	09/23/14	\$ 311,626	\$ -
Ripon Unified	San Joaquin	Weston Elementary	50/68650-00-006	09/25/14	\$ 6,566,957	\$ -
Etiwanda Elementary	San Bernardino	David W. Long Elementary	50/67702-00-014	10/23/14	\$ 1,539,556	\$ -
Newhall Elementary	Los Angeles	Newhall Elementary	50/64832-00-005	10/30/14	\$ 5,139,703	\$ -
Newhall Elementary	Los Angeles	Old Orchard Elementary	50/64832-00-006	10/30/14	\$ 4,613,319	\$ -
Central Unified	Fresno	New High	50/73965-00-018	10/31/14	\$ 46,521,629	\$ -
Oxnard Elementary	Ventura	Harrington Elementary	50/72538-00-011	11/14/14	\$ 10,354,774	\$ -
Plaza Elementary	Glenn	Plaza Elementary	50/62638-00-002	12/03/14	\$ 117,939	\$ 117,939
Liberty Elementary	Tulare	Liberty Elementary	50/71985-00-003	12/03/14	\$ 1,721,086	\$ 1,721,086
Visalia Unified	Tulare	Redwood High	50/72256-00-028	12/03/14	\$ 7,143,776	\$ -



SFP APPLICATIONS  
 New Construction and Charter School Facilities Program  
 - Workload as of December 31, 2017 -

District	County	Site Name	Application Number	50-04 Date Received	Estimated State Grant (a)	Financial Hardship (b)
Los Banos Unified	Merced	New Middle	50/65755-00-009	12/23/14	\$ 14,960,089	\$ -
Monterey County Office of Education	Monterey	Salinas Community	50/10272-00-011	12/30/14	\$ 2,541,064	\$ 2,541,064
Manzanita Elementary	Butte	Manzanita Elementary	50/61499-00-003	12/30/14	\$ 2,866,696	\$ 2,866,696
Pixley Union Elementary	Tulare	Pixley Elementary	50/72041-00-002	12/30/14	\$ 3,245,795	\$ 3,245,795
Pixley Union Elementary	Tulare	Pixley Middle	50/72041-00-003	12/30/14	\$ 1,678,242	\$ 1,678,242
Irvine Unified	Orange	Portola Springs High	50/73650-00-021	01/08/15	\$ 123,721,268	\$ -
Ducor Union Elementary	Tulare	Ducor Elementary	50/71894-00-002	01/13/15	\$ 2,319,460	\$ -
Sulphur Springs Union Elementary	Los Angeles	Pinetree Community Elementary	50/65045-00-009	01/28/15	\$ 4,144,353	\$ -
Long Beach Unified	Los Angeles	David Starr Jordan High	50/64725-00-017	02/05/15	\$ 15,950,000	\$ -
Long Beach Unified	Los Angeles	David Starr Jordan High	50/64725-00-018	02/05/15	\$ 9,582,703	\$ -
Oxnard Elementary	Ventura	Drifill Elementary	50/72538-00-012	02/09/15	\$ 1,664,334	\$ -
McFarland Unified	Kern	New Elementary	50/73908-00-010	02/23/15	\$ 8,595,998	\$ -
Elk Grove Unified	Sacramento	Dillard Elementary	50/67314-00-044	03/23/15	\$ 5,108,855	\$ -
Fremont Union High	Santa Clara	Homestead High	50/69468-00-004	03/25/15	\$ 1,976,666	\$ -
Chaffey Joint Union High	San Bernardino	Rancho Cucamonga High	50/67652-00-016	04/03/15	\$ 1,643,765	\$ -
Chaffey Joint Union High	San Bernardino	Etiwanda High	50/67652-00-017	04/03/15	\$ 2,157,761	\$ -
Santa Maria-Bonita	Santa Barbara	Acquistapace	50/69120-00-018	04/10/15	\$ 1,764,277	\$ -
Santa Maria-Bonita	Santa Barbara	Tommie Knust	50/69120-00-019	04/10/15	\$ 3,887,345	\$ -
Irvine Unified	Orange	Portola Springs Elementary	50/73650-00-022	04/13/15	\$ 29,839,911	\$ -
Sulphur Springs Union Elementary	Los Angeles	Valley View Elementary	50/65045-00-010	04/28/15	\$ 5,703,458	\$ -
Irvine Unified	Orange	Beacon Park	50/73650-00-023	04/29/15	\$ 36,959,900	\$ -
Chaffey Joint Union High	San Bernardino	Alta Loma High	50/67652-00-018	05/01/15	\$ 2,649,434	\$ -
Chaffey Joint Union High	San Bernardino	Ontario High	50/67652-00-019	05/07/15	\$ 2,910,144	\$ -
San Dieguito Union High	San Diego	Pacific Trails Middle	50/68346-00-004	05/08/15	\$ 14,687,083	\$ -
Burrel Union Elementary	Fresno	Burrel Elementary	50/62042-00-001	05/22/15	\$ 168,978	\$ 168,978
Temple City Unified	Los Angeles	Doug Sears Learning Center	50/65052-00-002	06/19/15	\$ 452,717	\$ -
Irvine Unified	Orange	Northwood High (Culinary Arts)	50/73650-00-024	07/22/15	\$ 453,283	\$ -
Irvine Unified	Orange	Creekside High (Culinary Arts)	50/73650-00-025	07/22/15	\$ 499,337	\$ -
Sequoia Union High	San Mateo	Menlo-Atherton High	50/69062-01-006	07/29/15	\$ 2,396,850	\$ -
Alisal Union	Monterey	Bardin Elementary	50/65961-00-009	07/30/15	\$ 1,072,281	\$ 1,072,281
Solano County Office of Education	Solano	Armijo High	50/10488-00-029	08/03/15	\$ 971,682	\$ 971,682
Palm Springs Unified	Riverside	Cielo Vista Charter	50/67173-00-004	08/03/15	\$ 964,455	\$ -
Oxnard Union High	Ventura	Rancho Campana High	50/72546-00-001	08/03/15	\$ 19,776,228	\$ -
San Marcos Unified	San Diego	Double Peak	50/73791-00-015	08/03/15	\$ 34,823,016	\$ -
Irvine Unified	Orange	Jeffrey Trail Middle	50/73650-00-026	08/05/15	\$ 1,149,226	\$ -
Irvine Unified	Orange	Cypress Village Elementary	50/73650-00-027	08/05/15	\$ 1,300,562	\$ -
Santa Maria Joint Union High	Santa Barbara	Santa Maria High	50/69310-00-005	08/06/15	\$ 1,396,468	\$ -
Downey Unified	Los Angeles	Warren High	50/64451-00-012	08/12/15	\$ 904,943	\$ -
Fresno Unified	Fresno	Baird Middle	50/62166-00-030	08/17/15	\$ 1,600,107	\$ -
Merced City Elementary	Merced	Charles Wright Elementary	50/65771-00-017	08/17/15	\$ 189,225	\$ -
Merced City Elementary	Merced	John Muir Elementar	50/65771-00-018	08/17/15	\$ 400,829	\$ -
Merced City Elementary	Merced	Burbank Elementary	50/65771-00-019	08/17/15	\$ 378,450	\$ -

SFP APPLICATIONS  
 New Construction and Charter School Facilities Program  
 - Workload as of December 31, 2017 -

District	County	Site Name	Application Number	50-04 Date Received	Estimated State Grant (a)	Financial Hardship (b)
Merced City Elementary	Merced	Rivera Elementary	50/65771-00-020	08/17/15	\$ 5,328,632	\$ -
Sanger Unified	Fresno	Sanger High	50/62414-00-015	08/19/15	\$ 978,373	\$ -
Brawley Elementary	Imperial	Barbara Worth Junior High	50/63073-00-001	08/25/15	\$ 2,012,933	\$ -
Larkspur Elementary	Marin	The Cove	50/65367-00-001	08/28/15	\$ 1,545,351	\$ -
Dehesa	San Diego	Dehesa Elementary	50/68049-00-001	08/31/15	\$ 2,450,571	\$ -
Fremont Unified	Alameda	Azeveda (Joseph) Elementary	50/61176-00-005	09/18/15	\$ 1,352,221	\$ -
Fremont Unified	Alameda	Mattos (John G.) Elementary	50/61176-00-006	09/18/15	\$ 1,391,882	\$ -
Santa Maria Joint Union High	Santa Barbara	Pioneer Valley High	50/69310-00-006	09/18/15	\$ 3,300,368	\$ -
Clovis Unified	Fresno	Temperance Clinton Elementary	50/62117-00-021	09/22/15	\$ 11,554,700	\$ -
Newport-Mesa Unified	Orange	Newport Harbor High	50/66597-00-019	09/22/15	\$ 2,006,783	\$ -
Victor Elementary	San Bernardino	Arrowhead Elementary	50/67918-00-010	09/28/15	\$ 8,890,173	\$ -
Grossmont Union High	San Diego	Monte Vista High	50/68130-00-001	10/01/15	\$ 2,497,982	\$ -
Riverdale Joint Unified	Fresno	Riverdale High	50/75408-00-001	10/01/15	\$ 1,916,025	\$ -
Sanger Unified	Fresno	Madison Elementary	50/62414-00-016	10/05/15	\$ 1,117,400	\$ -
Ventura County Office Of Education	Ventura	Gateway Community	50/10561-00-004	10/09/15	\$ 621,901	\$ 621,901
Shiloh Elementary	Stanislaus	Shiloh Elementary	50/71274-00-001	10/19/15	\$ 2,637,229	\$ 2,637,229
Fremont Unified	Alameda	Irvington High	50/61176-00-007	10/29/15	\$ 4,926,653	\$ -
Grossmont Union High	San Diego	Valhala High	50/68130-00-002	10/29/15	\$ 3,858,896	\$ -
Chico Unified	Butte	Marsh (Harry M.) Junior High	50/61424-00-004	10/30/15	\$ 1,359,460	\$ -
Chico Unified	Butte	Marsh (Harry M.) Junior High	50/61424-00-005	10/30/15	\$ 779,623	\$ -
Chico Unified	Butte	Chico Junior High	50/61424-00-006	10/30/15	\$ 1,349,660	\$ -
Salinas Union High	Monterey	New High #5	50/66159-00-006	10/30/15	\$ 29,477,632	\$ -
Palm Springs Unified	Riverside	Raymond Cree Middle	50/67173-00-005	10/30/15	\$ 2,932,202	\$ -
Elk Grove Unified	Sacramento	Anatolia II Elementary	50/67314-00-045	10/30/15	\$ 11,103,115	\$ -
Orange County Office of Education	Orange	Community School #9	50/10306-00-019	11/02/15	\$ 8,467,056	\$ 8,467,056
Grossmont Union High	San Diego	Granite Hills High	50/68130-00-003	11/02/15	\$ 2,051,438	\$ -
Centinela Valley Union High	Los Angeles	Lawndale High	50/64352-00-005	11/13/15	\$ 4,589,460	\$ -
Sundale Union Elementary	Tulare	Sundale Elementary	50/72173-00-006	11/20/15	\$ 655,814	\$ 655,814
Oak Valley Union Elementary	Tulare	Oak Valley Elementary	50/72017-00-005	12/01/15	\$ 154,982	\$ 154,982
Rocklin Unified	Placer	Granite Oaks Middle	50/75085-00-013	12/29/15	\$ 3,481,565	\$ -
Roseville City Elementary	Placer	W-70 Elementary	50/66910-00-014	01/27/16	\$ 9,632,057	\$ -
Raisin City Elementary	Fresno	Raisin City Elementary	50/62380-00-001	03/10/16	\$ 3,535,707	\$ 3,535,707
Visalia Unified	Tulare	New Visalia Middle	50/72256-00-029	03/29/16	\$ 15,096,058	\$ -
Porterville Unified	Tulare	Belleview Elementary	50/75523-00-007	03/29/16	\$ 3,236,061	\$ -
Sequoia Union High	San Mateo	Sequoia High	50/69062-00-014	04/05/16	\$ 453,283	\$ -
Sequoia Union High	San Mateo	Carlmont High	50/69062-00-015	04/06/16	\$ 5,162,761	\$ -
Clay Joint Elementary	Fresno	Clay Elementary	50/62109-00-002	04/11/16	\$ 28,870	\$ 28,870
Natomas Unified	Sacramento	Natomas Star Academy Charter	50/75283-00-015	04/12/16	\$ 8,792,567	\$ -
San Ramon Valley Unified	Contra Costa	Dougherty Valley High	50/61804-00-041	04/14/16	\$ 4,048,034	\$ -
Sanger Unified	Fresno	John Wash	50/62414-00-017	04/25/16	\$ 2,221,535	\$ -
Downey Unified	Los Angeles	Warren High	50/64451-00-013	04/25/16	\$ 1,390,932	\$ -
San Ramon Valley Unified	Contra Costa	Bella Vista Elementary	50/61804-00-040	05/06/16	\$ 10,890,387	\$ -

SFP APPLICATIONS  
New Construction and Charter School Facilities Program  
- Workload as of December 31, 2017 -

District	County	Site Name	Application Number	50-04 Date Received	Estimated State Grant (a)	Financial Hardship (b)
Chaffey Joint Union High	San Bernardino	Chaffey High	50/67652-00-020	05/12/16	\$ 13,256,842	\$ -
Irvine Unified	Orange	Portola Springs Elementary	50/73650-00-028	06/01/16	\$ 1,421,676	\$ -
Santa Rita Union Elementary	Monterey	Kantro K-8 Site	50/66191-00-008	06/02/16	\$ 1,110,400	\$ 1,110,400
Santa Rita Union Elementary	Monterey	Sbrana K-5 Site	50/66191-00-009	06/02/16	\$ 721,760	\$ 721,760
Sequoia Union High	San Mateo	Sequoia High	50/69062-00-016	06/28/16	\$ 6,806,310	\$ -
Santa Rita Union Elementary	Monterey	Bolsa Knolls Middle	50/66191-00-010	07/01/16	\$ 1,806,969	\$ 1,806,969
Sequoia Union High	San Mateo	Menlo-Atherton High	50/69062-01-007	07/14/16	\$ 5,589,541	\$ -
Alisal Union	Monterey	Frank Paul Elementary	50/65961-00-010	07/18/16	\$ 3,651,342	\$ -
Atwater Elementary	Merced	Thomas Olaeta Elementary	50/65631-00-003	07/22/16	\$ 294,744	\$ -
Atwater Elementary	Merced	Shaffer Elementary	50/65631-00-004	07/22/16	\$ 315,430	\$ -
Elk Grove Unified	Sacramento	Laguna Ridge North Elementary	50/67314-00-046	07/22/16	\$ 14,169,483	\$ -
Bonsall Unified	San Diego	Norman L. Sullivan Middle	50/76851-00-001	07/22/16	\$ 3,649,982	\$ -
William S. Hart Union High	Los Angeles	Canyon High	50/65136-00-011	07/25/16	\$ 2,169,718	\$ -
Fresno Unified	Fresno	Figarden Elementary	50/62166-00-031	07/27/16	\$ 5,565,448	\$ -
Irvine Unified	Orange	Cypress Village Elementary	50/73650-00-029	08/01/16	\$ 876,147	\$ -
Irvine Unified	Orange	PA 5B Elementary	50/73650-00-030	08/01/16	\$ 49,184,798	\$ -
Temple City Unified	Los Angeles	Temple City High	50/65052-00-003	08/02/16	\$ 4,985,620	\$ -
Palm Springs Unified	Riverside	Katherine Finchy Elementary	50/67173-00-006	08/03/16	\$ 419,780	\$ -
Palm Springs Unified	Riverside	Landau Elementary	50/67173-00-007	08/03/16	\$ 1,735,747	\$ -
Palm Springs Unified	Riverside	Rio Vista Elementary	50/67173-00-008	08/03/16	\$ 319,070	\$ -
Palm Springs Unified	Riverside	Sunny Sands Elementary	50/67173-00-009	08/03/16	\$ 773,042	\$ -
Palm Springs Unified	Riverside	Cabot Yerxa Elementary	50/67173-00-010	08/03/16	\$ 356,574	\$ -
Palm Springs Unified	Riverside	Cathedral City Elementary	50/67173-00-011	08/03/16	\$ 695,316	\$ -
Palm Springs Unified	Riverside	Bella Vista Elementary	50/67173-00-012	08/03/16	\$ 531,104	\$ -
Perris Elementary	Riverside	Clearwater Elementary	50/67199-00-012	08/05/16	\$ 13,608,405	\$ -
Bakersfield City Elementary	Kern	Voorhies Elementary	50/63321-00-030	08/11/16	\$ 3,229,377	\$ -
Azusa Unified	Los Angeles	Ellington (Alice M.) Elementary	50/64279-00-001	08/11/16	\$ 70,113	\$ -
Fairfield-Suisun Unified	Solano	Public Safety Academy	50/70540-00-026	08/11/16	\$ 1,885,017	\$ -
Palm Springs Unified	Riverside	Two Bunch Palms Elementary	50/67173-00-013	08/12/16	\$ 334,328	\$ -
Panama-Buena Vista Union	Kern	Sing Lum Elementary	50/63362-00-040	08/15/16	\$ 8,988,375	\$ -
Etiwanda Elementary	San Bernardino	Elementary #13	50/67702-00-015	08/15/16	\$ 15,179,007	\$ -
Guadalupe Union Elementary	Santa Barbara	New Middle	50/69203-00-001	08/15/16	\$ 9,470,146	\$ 9,470,146
Natomas Unified	Sacramento	Bannon Creek Elementary	50/75283-00-016	08/16/16	\$ 5,341,955	\$ -
Burlingame	San Mateo	Burlingame Intermediate	50/68882-00-003	08/18/16	\$ 4,337,469	\$ -
Burlingame	San Mateo	Hoover Elementary	50/68882-00-004	08/18/16	\$ 5,995,695	\$ -
Riverside Unified	Riverside	Riverside STEM Academy	50/67215-00-026	08/24/16	\$ 452,717	\$ -
Riverside Unified	Riverside	Jefferson Elementary	50/67215-00-027	08/24/16	\$ 311,237	\$ -
Riverside Unified	Riverside	Castle View Elementary	50/67215-00-028	08/24/16	\$ 311,237	\$ -
Fremont Unified	Alameda	Warm Springs Elementary	50/61176-00-008	08/29/16	\$ 4,143,412	\$ -
Liberty Union High	Contra Costa	Liberty High	50/61721-00-006	09/14/16	\$ 2,748,797	\$ -
Whittier City Elementary	Los Angeles	Wallen L. Andrews Elementary	50/65110-00-009	09/15/16	\$ 2,325,066	\$ -
Whittier City Elementary	Los Angeles	Phelan (Daniel) Elementary	50/65110-00-010	09/16/16	\$ 680,996	\$ -

**SFP APPLICATIONS**  
**New Construction and Charter School Facilities Program**  
- Workload as of December 31, 2017 -

<b>District</b>	<b>County</b>	<b>Site Name</b>	<b>Application Number</b>	<b>50-04 Date Received</b>	<b>Estimated State Grant (a)</b>	<b>Financial Hardship (b)</b>
Kerman Unified	Fresno	Kerman Middle	50/73999-00-008	09/21/16	\$ 296,785	\$ -
Madera Unified	Madera	New K-6 Elementary	50/65243-00-010	09/29/16	\$ 11,445,005	\$ -
Pleasant View Elementary	Tulare	Pleasant View Elementary	50/72058-00-003	09/29/16	\$ 1,805,553	\$ 1,805,553
Capistrano Unified	Orange	San Clemente High	50/66464-00-020	10/25/16	\$ 8,592,144	\$ -
Capistrano Unified	Orange	San Juan Hills High	50/66464-00-021	10/25/16	\$ 8,115,189	\$ -
Pioneer Union Elementary	Kings	Pioneer Elementary	50/63990-00-003	10/26/16	\$ 4,337,647	\$ -
Merced City Elementary	Merced	Peterson Elementary	50/65771-00-021	10/26/16	\$ 713,510	\$ -
Bayshore Elementary	San Mateo	Bayshore Elementary	50/68858-00-001	10/26/16	\$ 2,575,585	\$ -
Los Banos Unified	Merced	Mercey Springs Elementary	50/65755-00-010	10/27/16	\$ 4,733,373	\$ -
Chaffey Joint Union High	San Bernardino	Rancho Cucamonga High	50/67652-00-021	10/27/16	\$ 1,619,213	\$ -
Fresno Unified	Fresno	Turner Elementary	50/62166-00-032	10/28/16	\$ 2,681,414	\$ -
Sanger Unified	Fresno	Sanger Academy Charter	50/62414-00-018	10/28/16	\$ 1,519,111	\$ -
Manteca Unified	San Joaquin	Shasta Elementary	50/68593-00-024	10/28/16	\$ 2,210,445	\$ -
Manteca Unified	San Joaquin	Lathrop Elementary	50/68593-00-025	10/28/16	\$ 2,782,724	\$ -
Manteca Unified	San Joaquin	Sequoia Elementary	50/68593-00-026	10/28/16	\$ 2,302,306	\$ -
Central Union High	Imperial	Phoenix Rising High	50/63115-00-001	10/31/16	\$ 469,996	\$ -
Heber Elementary	Imperial	Dogwood Elementary	50/63131-00-005	10/31/16	\$ 1,938,209	\$ 1,938,209
Sequoia Union High	San Mateo	Menlo-Atherton High	50/69062-00-017	10/31/16	\$ 3,032,044	\$ -
Ceres Unified	Stanislaus	Ceres High	50/71043-00-033	10/31/16	\$ 1,529,877	\$ -
Windsor Unified	Sonoma	Windsor Oaks Academy	50/75358-00-016	10/31/16	\$ 2,167,755	\$ -
Dinuba Unified	Tulare	New High	50/75531-00-006	10/31/16	\$ 5,179,575	\$ 5,179,575
Lancaster Elementary	Los Angeles	Endeavour Middle	50/64667-00-010	11/01/16	\$ 1,402,297	\$ -
Tipton Elementary	Tulare	Tipton Elementary	50/72215-00-002	11/22/16	\$ 2,548,113	\$ 2,548,113
Long Beach Unified	Los Angeles	Browning High	50/64725-00-019	12/12/16	\$ 14,094,276	\$ -
Santa Maria-Bonita	Santa Barbara	Ida Redmond Taylor Elementary	50/69120-00-020	12/19/16	\$ 1,732,224	\$ -
Santa Maria-Bonita	Santa Barbara	Liberty Elementary	50/69120-00-021	12/19/16	\$ 1,732,224	\$ -
William S. Hart Union High	Los Angeles	Castaigh High	50/65136-00-012	12/29/16	\$ 64,405,723	\$ -
Folsom-Cordova Unified	Sacramento	Sundahl (Carl H.) Elementary	50/67330-21-009	01/06/17	\$ 6,088,796	\$ -
Greenfield Union Elementary	Monterey	Apple Avenue Elementary	50/66035-00-002	01/07/17	\$ 2,345,428	\$ 2,345,428
Corcoran Joint Unified	Kings	John Muir Middle	50/63891-00-001	01/13/17	\$ 750,830	\$ -
Natomas Unified	Sacramento	Westlake K-8 Charter	50/75283-00-017	01/13/17	\$ 17,136,100	\$ -
Perris Union High	Riverside	High School #4	50/67207-00-010	01/19/17	\$ 51,487,315	\$ -
Pacific Elementary	Santa Cruz	Pacific Elementary	50/69781-00-001	01/20/17	\$ 111,040	\$ 111,040
Pacific Elementary	Santa Cruz	Pacific Elementary	50/69781-00-002	01/20/17	\$ 111,040	\$ 111,040
Arvin Union Elementary	Kern	Sierra Vista Elementary	50/63313-00-003	01/26/17	\$ 3,734,020	\$ -
Visalia Unified	Tulare	Riverway Elementary	50/72256-00-030	01/26/17	\$ 11,114,715	\$ -
Natomas Unified	Sacramento	Heron Elementary	50/75283-00-018	02/03/17	\$ 3,124,919	\$ -
Natomas Unified	Sacramento	Discovery High	50/75283-00-019	02/03/17	\$ 518,124	\$ -
Pomona Unified	Los Angeles	Philadelphia Elementary	50/64907-00-032	02/06/17	\$ 2,330,783	\$ -
Corcoran Joint Unified	Kings	Mark Twain Elementary	50/63891-00-002	02/07/17	\$ 1,327,950	\$ -
Los Molinos Unified	Tehama	Los Molinos Elementary	50/71571-00-001	02/07/17	\$ 553,824	\$ 553,824
Stockton Unified	San Joaquin	El Dorado Elementary	50/68676-04-002	02/09/17	\$ 423,811	\$ -

**SFP APPLICATIONS**  
**New Construction and Charter School Facilities Program**  
- Workload as of December 31, 2017 -

<b>District</b>	<b>County</b>	<b>Site Name</b>	<b>Application Number</b>	<b>50-04 Date Received</b>	<b>Estimated State Grant (a)</b>	<b>Financial Hardship (b)</b>
Sequoia Union Elementary	Tulare	Sequoia Elementary	50/72116-00-002	02/24/17	\$ 427,885	\$ 427,885
Jurupa Unified	Riverside	New K-8 School #5	50/67090-00-012	03/07/17	\$ 15,507,131	\$ -
William S. Hart Union High	Los Angeles	Saugus High	50/65136-00-013	03/10/17	\$ 1,505,563	\$ -
Buena Vista Elementary	Tulare	Buena Vista Elementary	50/71829-00-003	03/15/17	\$ 2,966,043	\$ 2,966,043
Capistrano Unified	Orange	Esencia K-8	50/66464-00-022	03/22/17	\$ 35,047,431	\$ -
Los Angeles Unified	Los Angeles	Vaughn Elementary School Arts Center	54/64733-00-098**	04/12/17	\$ -	\$ -
Los Angeles Unified	Los Angeles	Vaughn Middle School Arts Center	54/64733-00-099**	04/12/17	\$ -	\$ -
Los Angeles Unified	Los Angeles	Vaughn High School Arts Center	54/64733-00-100**	04/12/17	\$ -	\$ -
Scotts Valley Unified	Santa Cruz	Scotts Valley Middle	50/75432-00-001	04/20/17	\$ 5,317,001	\$ -
Orange Unified	Orange	El Rancho Charter	54/**	04/20/17	\$ -	\$ -
Downey Unified	Los Angeles	Stauffer Middle	50/64451-00-014	04/21/17	\$ 2,784,640	\$ -
Elk Grove Unified	Sacramento	East Franklin Elementary	50/67314-00-047	04/24/17	\$ 14,783,137	\$ -
Chula Vista Elementary	San Diego	Saburo Muraoka Elementary	50/68023-00-012	04/26/17	\$ 17,912,631	\$ -
Capistrano Unified	Orange	Tesoro High	50/66464-00-023	05/05/17	\$ 7,841,392	\$ -
Brittan Elementary	Sutter	Brittan Elementary	50/71357-00-002	05/05/17	\$ 4,097,432	\$ 4,097,432
Downey Unified	Los Angeles	Stauffer Middle	50/64451-00-015	05/08/17	\$ 2,332,553	\$ -
Kern High	Kern	Foothill High	50/63529-00-009	05/17/17	\$ 968,944	\$ -
San Diego Unified	San Diego	Health Sciences High and Middle College	54/**	05/18/17	\$ -	\$ -
San Diego Unified	San Diego	Innovations Academy	54/**	05/18/17	\$ -	\$ -
San Diego Unified	San Diego	Museum School	54/**	05/18/17	\$ -	\$ -
San Diego Unified	San Diego	America's Finest Charter School	54/68338-00-003**	05/18/17	\$ -	\$ -
San Diego Unified	San Diego	San Diego Cooperative Charter School	54/68338-00-004**	05/18/17	\$ -	\$ -
San Diego Unified	San Diego	San Diego Global Vision Academy	54/68338-00-005**	05/18/17	\$ -	\$ -
Natomas Unified	Sacramento	Westlake K-8 Charter	54/**	05/22/17	\$ -	\$ -
Vallejo Unified	Solano	MIT Academy Middle School	54/70581-00-004**	05/22/17	\$ -	\$ -
Vallejo Unified	Solano	MIT Academy Middle School	54/70581-00-005**	05/22/17	\$ -	\$ -
Vallejo Unified	Solano	MIT Academy High School	54/70581-00-006**	05/22/17	\$ -	\$ -
Vallejo Unified	Solano	MIT Academy High School	54/70581-00-007**	05/22/17	\$ -	\$ -
Windsor Unified	Sonoma	Cali Calmecac Language Academy	54/**	05/25/17	\$ -	\$ -
Windsor Unified	Sonoma	Cali Calmecac Language Academy	54/**	05/25/17	\$ -	\$ -
Natomas Unified	Sacramento	NP3 Middle School	54/75283-00-006**	05/25/17	\$ -	\$ -
Natomas Unified	Sacramento	NP3 Middle School	54/75283-00-007**	05/25/17	\$ -	\$ -
Oakland Unified	Alameda	Oakland Unity High	54/**	05/26/17	\$ -	\$ -
Twin Hills Union Elementary	Sonoma	Twin Hills Charter Middle School	54/**	05/26/17	\$ -	\$ -
Ventura Unified	Ventura	Ventura Charter School	54/**	05/26/17	\$ -	\$ -
Oakland Unified	Alameda	LPS Oakland R & D (at Castlemont)	54/61259-09-008**	05/26/17	\$ -	\$ -
Oakland Unified	Alameda	LPS Oakland R & D (at Castlemont)	54/61259-09-009**	05/26/17	\$ -	\$ -
Oakland Unified	Alameda	Yu Ming Charter School (Herzog)	54/61259-12-005**	05/26/17	\$ -	\$ -
Oakland Unified	Alameda	Yu Ming Charter School (Herzog)	54/61259-12-006**	05/26/17	\$ -	\$ -
Natomas Unified	Sacramento	NP3 Elementary School (Rehab)	54/75283-00-008**	05/26/17	\$ -	\$ -
Los Angeles Unified	Los Angeles	Bright Star Secondary Charter Acadmey	54/**	05/30/17	\$ -	\$ -
Los Angeles Unified	Los Angeles	Palisades Charter High School	54/**	05/30/17	\$ -	\$ -

SFP APPLICATIONS  
New Construction and Charter School Facilities Program  
- Workload as of December 31, 2017 -

District	County	Site Name	Application Number	50-04 Date Received	Estimated State Grant (a)	Financial Hardship (b)
Los Angeles Unified	Los Angeles	Rise Kohyang Middle School	54/**	05/30/17	\$ -	\$ -
Los Angeles Unified	Los Angeles	Stella Elementary Charter Academy	54/**	05/30/17	\$ -	\$ -
Los Angeles Unified	Los Angeles	Stella Middle Charter Academy	54/**	05/30/17	\$ -	\$ -
Los Angeles Unified	Los Angeles	Synergy Charter Academy (6-8)	54/**	05/30/17	\$ -	\$ -
Los Angeles Unified	Los Angeles	Synergy Charter Academy (9-12)	54/**	05/30/17	\$ -	\$ -
Los Angeles Unified	Los Angeles	Synergy Charter Academy (K-5)	54/**	05/30/17	\$ -	\$ -
Los Angeles Unified	Los Angeles	Valor Academy Elementary School	54/**	05/30/17	\$ -	\$ -
Chico Unified	Butte	Inspire School of Arts and Sciences	54/61424-00-006**	05/30/17	\$ -	\$ -
Chico Unified	Butte	Inspire School of Arts and Sciences	54/61424-00-007**	05/30/17	\$ -	\$ -
Los Angeles Unified	Los Angeles	Rise Kohyang High School	54/64733-00-101**	05/30/17	\$ -	\$ -
Los Angeles Unified	Los Angeles	Birmingham Community Charter High	54/**	05/31/17	\$ -	\$ -
Los Angeles Unified	Los Angeles	New Heights Charter School	54/**	05/31/17	\$ -	\$ -
Oakland Unified	Alameda	Aspire College Academy	54/**	06/01/17	\$ -	\$ -
Los Angeles Unified	Los Angeles	Aspire Centennial College Preparatory	54/**	06/01/17	\$ -	\$ -
Los Angeles Unified	Los Angeles	Libertas College Prep	54/**	06/01/17	\$ -	\$ -
Chawanakee Unified	Madera	Minarets Charter High School	54/**	06/01/17	\$ -	\$ -
Grass Valley Elementary	Nevada	Nevada City School of the Arts	54/**	06/01/17	\$ -	\$ -
Sacramento City Unified	Sacramento	Aspire Capitol Heights Academy	54/**	06/01/17	\$ -	\$ -
Stockton Unified	San Joaquin	Aspire APEX Academy	54/**	06/01/17	\$ -	\$ -
San Luis Coastal Unified	San Luis Obispo	Bellevue Santa Fe Charter School	54/68809-00-001**	06/01/17	\$ -	\$ -
Lompoc Unified	Santa Barbara	Manzanita Public Charter	54/69229-00-001**	06/01/17	\$ -	\$ -
Lompoc Unified	Santa Barbara	Manzanita Public Charter	54/69229-00-002**	06/01/17	\$ -	\$ -
Camio Unified	El Dorado	Camino Science and Natural Resources Charter	54/**	06/02/17	\$ -	\$ -
Camio Unified	El Dorado	Camino Science and Natural Resources Charter	54/**	06/02/17	\$ -	\$ -
Los Angeles Unified	Los Angeles	USC College Prep Blue Campus	54/**	06/02/17	\$ -	\$ -
Los Angeles Unified	Los Angeles	USC College Prep Orange Campus	54/**	06/02/17	\$ -	\$ -
San Carlos Elementary	San Mateo	Charter Learning Center	54/**	06/02/17	\$ -	\$ -
San Carlos Elementary	San Mateo	Charter Learning Center	54/**	06/02/17	\$ -	\$ -
Oakland Unified	Alameda	Aspire Berkeley Maynard	54/61259-00-011**	06/02/17	\$ -	\$ -
San Diego Unified	San Diego	Gompers Preparatory Academy	54/68338-00-006**	06/02/17	\$ -	\$ -
San Diego Unified	San Diego	Albert Einstein Charter Elementary	54/68338-00-007**	06/02/17	\$ -	\$ -
San Diego Unified	San Diego	O'Farrell Community School	54/68338-00-008**	06/02/17	\$ -	\$ -
Hayward Unified	Alameda	Silver Oak High	54/**	06/05/17	\$ -	\$ -
Oakland Unified	Alameda	American Indian Public High	54/**	06/05/17	\$ -	\$ -
Oakland Unified	Alameda	Envision Education - Envision Academy of Arts an	54/**	06/05/17	\$ -	\$ -
Oakland Unified	Alameda	Oakland School for the Arts	54/**	06/05/17	\$ -	\$ -
Oroville City Elementary	Butte	STREAM Charter	54/**	06/05/17	\$ -	\$ -
Clovis Unified	Fresno	Clovis Online Charter	54/**	06/05/17	\$ -	\$ -
Clovis Unified	Fresno	Clovis Online Charter	54/**	06/05/17	\$ -	\$ -
Clovis Unified	Fresno	Clovis Online Charter	54/**	06/05/17	\$ -	\$ -
Clovis Unified	Fresno	Clovis Online Charter	54/**	06/05/17	\$ -	\$ -
Kings Canyon Unified	Fresno	Reedley Middle College High	54/**	06/05/17	\$ -	\$ -

SFP APPLICATIONS  
New Construction and Charter School Facilities Program  
- Workload as of December 31, 2017 -

District	County	Site Name	Application Number	50-04 Date Received	Estimated State Grant (a)	Financial Hardship (b)
Sanger Unified	Fresno	Hallmark Charter	54/**	06/05/17	\$ -	\$ -
Sanger Unified	Fresno	Hallmark Charter	54/**	06/05/17	\$ -	\$ -
Imperial County Office of Education	Imperial	Imperial Pathways Charter - Del Rio Campus	54/**	06/05/17	\$ -	\$ -
Imperial County Office of Education	Imperial	Imperial Pathways Charter - Valley Campus	54/**	06/05/17	\$ -	\$ -
Lemoore Union High	Kings	Lemoore Middle College High	54/**	06/05/17	\$ -	\$ -
Inglewood Unified	Los Angeles	ICEF Inglewood Elementary Charter	54/**	06/05/17	\$ -	\$ -
Inglewood Unified	Los Angeles	ICEF Inglewood Elementary Charter	54/**	06/05/17	\$ -	\$ -
Inglewood Unified	Los Angeles	Today's Fresh Start - Inglewood	54/**	06/05/17	\$ -	\$ -
Long Beach Unified	Los Angeles	Intellectual Virtues Academy High	54/**	06/05/17	\$ -	\$ -
Los Angeles Unified	Los Angeles	Academia Avance	54/**	06/05/17	\$ -	\$ -
Los Angeles Unified	Los Angeles	Citizens of the World 2 (Silver Lake)	54/**	06/05/17	\$ -	\$ -
Los Angeles Unified	Los Angeles	Citizens of the World 3 (Mar Vista)	54/**	06/05/17	\$ -	\$ -
Los Angeles Unified	Los Angeles	Citizens of the World Hollywood Charter	54/**	06/05/17	\$ -	\$ -
Los Angeles Unified	Los Angeles	City Charter	54/**	06/05/17	\$ -	\$ -
Los Angeles Unified	Los Angeles	Colfax Elementary	54/**	06/05/17	\$ -	\$ -
Los Angeles Unified	Los Angeles	Extera Public Schools #1	54/**	06/05/17	\$ -	\$ -
Los Angeles Unified	Los Angeles	Extera Public Schools #2	54/**	06/05/17	\$ -	\$ -
Los Angeles Unified	Los Angeles	Gabriella Charter	54/**	06/05/17	\$ -	\$ -
Los Angeles Unified	Los Angeles	Gabriella Charter #2	54/**	06/05/17	\$ -	\$ -
Los Angeles Unified	Los Angeles	Granada Hills Charter Devonshire Campus	54/**	06/05/17	\$ -	\$ -
Los Angeles Unified	Los Angeles	Granada Hills Charter New Media Center	54/**	06/05/17	\$ -	\$ -
Los Angeles Unified	Los Angeles	Grover Cleaveland Charter High	54/**	06/05/17	\$ -	\$ -
Los Angeles Unified	Los Angeles	ICEF Vista Elementary Charter Academy	54/**	06/05/17	\$ -	\$ -
Los Angeles Unified	Los Angeles	ICEF Vista Middle Charter Academy	54/**	06/05/17	\$ -	\$ -
Los Angeles Unified	Los Angeles	LA Promise Fund High	54/**	06/05/17	\$ -	\$ -
Los Angeles Unified	Los Angeles	Magnolia Science Academy - 2	54/**	06/05/17	\$ -	\$ -
Los Angeles Unified	Los Angeles	Magnolia Science Academy - 3	54/**	06/05/17	\$ -	\$ -
Los Angeles Unified	Los Angeles	Magnolia Science Academy - 5	54/**	06/05/17	\$ -	\$ -
Los Angeles Unified	Los Angeles	Marquez Charter	54/**	06/05/17	\$ -	\$ -
Los Angeles Unified	Los Angeles	Taft Charter High	54/**	06/05/17	\$ -	\$ -
Los Angeles Unified	Los Angeles	Today's Fresh Start - Compton	54/**	06/05/17	\$ -	\$ -
Los Angeles Unified	Los Angeles	Westside Innovative School House Charter Comm	54/**	06/05/17	\$ -	\$ -
Los Angeles Unified	Los Angeles	Westside Innovative School House Charter High	54/**	06/05/17	\$ -	\$ -
Napa Valley Unified	Napa	River Charter	54/**	06/05/17	\$ -	\$ -
Napa Valley Unified	Napa	River Charter	54/**	06/05/17	\$ -	\$ -
Napa Valley Unified	Napa	Stone Bridge Charter	54/**	06/05/17	\$ -	\$ -
Grass Valley	Nevada	Grass Valley Charter	54/**	06/05/17	\$ -	\$ -
Grass Valley	Nevada	Grass Valley Charter	54/**	06/05/17	\$ -	\$ -
Perris Elementary	Riverside	Innovative Horizons Charter School at Nan Sande	54/**	06/05/17	\$ -	\$ -
Perris Elementary	Riverside	Innovative Horizons Charter School at Nan Sande	54/**	06/05/17	\$ -	\$ -
Riverside County Office of Education	Riverside	Riverside County Education Academy	54/**	06/05/17	\$ -	\$ -
Elk Grove Unified	Sacramento	Elk Grove Charter School Additioan	54/**	06/05/17	\$ -	\$ -

SFP APPLICATIONS  
 New Construction and Charter School Facilities Program  
 - Workload as of December 31, 2017 -

District	County	Site Name	Application Number	50-04 Date Received	Estimated State Grant (a)	Financial Hardship (b)
Sacramento City Unified	Sacramento	Capitol Collegiate Academy	54/**	06/05/17	\$ -	\$ -
San Juan Unified	Sacramento	Golden Valley Orchard Charter	54/**	06/05/17	\$ -	\$ -
San Juan Unified	Sacramento	Golden Valley River Charter	54/**	06/05/17	\$ -	\$ -
Twin Rivers Unified	Sacramento	Creative Connections Arts Academy	54/**	06/05/17	\$ -	\$ -
Twin Rivers Unified	Sacramento	Creative Connections Arts Academy	54/**	06/05/17	\$ -	\$ -
Twin Rivers Unified	Sacramento	Smythe Academy	54/**	06/05/17	\$ -	\$ -
Twin Rivers Unified	Sacramento	Smythe Academy	54/**	06/05/17	\$ -	\$ -
Twin Rivers Unified	Sacramento	Westside Prep Academy	54/**	06/05/17	\$ -	\$ -
Twin Rivers Unified	Sacramento	Westside Prep Academy	54/**	06/05/17	\$ -	\$ -
Hollister	San Benito	Navigator Schools - Hollister Prep	54/**	06/05/17	\$ -	\$ -
Hollister	San Benito	Navigator Schools - Hollister Prep	54/**	06/05/17	\$ -	\$ -
San Bernardino City Unified	San Bernardino	SOAR Charter Academy	54/**	06/05/17	\$ -	\$ -
Chula Vista Elementary	San Diego	Arroyo Vista Charter	54/**	06/05/17	\$ -	\$ -
Chula Vista Elementary	San Diego	Chula Vista Learning Community	54/**	06/05/17	\$ -	\$ -
Chula Vista Elementary	San Diego	Chula Vista Learning Community	54/**	06/05/17	\$ -	\$ -
Chula Vista Elementary	San Diego	Discovery Charter	54/**	06/05/17	\$ -	\$ -
Chula Vista Elementary	San Diego	Discovery Charter	54/**	06/05/17	\$ -	\$ -
Chula Vista Elementary	San Diego	Mueller Charter	54/**	06/05/17	\$ -	\$ -
Chula Vista Elementary	San Diego	Mueller Charter	54/**	06/05/17	\$ -	\$ -
Grossmont Union High	San Diego	Liberty Charter High	54/**	06/05/17	\$ -	\$ -
San Diego Unified	San Diego	Magnolia Science Academy - San Diego	54/**	06/05/17	\$ -	\$ -
South Bay Union	San Diego	Nestor Charter	54/**	06/05/17	\$ -	\$ -
Tracy Unified	San Joaquin	Tracy Learning Center - Discovery Charter	54/**	06/05/17	\$ -	\$ -
East Side Union High	Santa Clara	Alpha Public Schools - Cindy Avitia High School	54/**	06/05/17	\$ -	\$ -
Gilroy Unified	Santa Clara	Navigator Schools - Gilroy Prep	54/**	06/05/17	\$ -	\$ -
Enterprise Elementary	Shasta	Pace Academy	54/**	06/05/17	\$ -	\$ -
Enterprise Elementary	Shasta	Pace Academy	54/**	06/05/17	\$ -	\$ -
Old Adobe Union	Sonoma	Loma Vista Immersion Academy	54/**	06/05/17	\$ -	\$ -
Old Adobe Union	Sonoma	Old Adobe Charter	54/**	06/05/17	\$ -	\$ -
Petaluma City Elementary	Sonoma	Live Oak Charter	54/**	06/05/17	\$ -	\$ -
Sebastopol Union	Sonoma	Sebastopol Independent Charter	54/**	06/05/17	\$ -	\$ -
Hayward Unified	Alameda	Golden Oak Montessori of Hayward	54/61192-01-001**	06/05/17	\$ -	\$ -
Hayward Unified	Alameda	Golden Oak Montessori of Hayward	54/61192-01-002**	06/05/17	\$ -	\$ -
Hayward Unified	Alameda	Leadership Public Schools Hayward	54/61192-01-003**	06/05/17	\$ -	\$ -
Hayward Unified	Alameda	Leadership Public Schools Hayward	54/61192-01-004**	06/05/17	\$ -	\$ -
Oakland Unified	Alameda	Urban Montessori Charter	54/61259-00-005**	06/05/17	\$ -	\$ -
Oakland Unified	Alameda	Education for Change - Achieve Academy	54/61259-00-006**	06/05/17	\$ -	\$ -
Oakland Unified	Alameda	Urban Montessori Charter	54/61259-00-006**	06/05/17	\$ -	\$ -
San Lorenzo Unified	Alameda	KIPP Bridge Academy	54/61259-00-010**	06/05/17	\$ -	\$ -
Oakland Unified	Alameda	East Bay Innovation Academy	54/61259-09-006**	06/05/17	\$ -	\$ -
Oakland Unified	Alameda	East Bay Innovation Academy	54/61259-09-007**	06/05/17	\$ -	\$ -
Oakland Unified	Alameda	Lighthouse Community Charter - Lodestar	54/61259-09-010**	06/05/17	\$ -	\$ -



**SFP APPLICATIONS**  
**New Construction and Charter School Facilities Program**  
**- Workload as of December 31, 2017 -**

<b>District</b>	<b>County</b>	<b>Site Name</b>	<b>Application Number</b>	<b>50-04 Date Received</b>	<b>Estimated State Grant (a)</b>	<b>Financial Hardship (b)</b>
Oakland Unified	Alameda	Lighthouse Community Charter - Lodestar	54/61259-09-011**	06/05/17	\$ -	\$ -
Oakland Unified	Alameda	Education for Change - Lazear Academy	54/61259-13-003**	06/05/17	\$ -	\$ -
Oakland Unified	Alameda	Education for Change - Lazear Academy	54/61259-13-004**	06/05/17	\$ -	\$ -
Oakland Unified	Alameda	Roses in Concrete Community School	54/61259-21-002**	06/05/17	\$ -	\$ -
Oakland Unified	Alameda	Roses in Concrete Community School	54/61259-21-003**	06/05/17	\$ -	\$ -
San Lorenzo Unified	Alameda	KIPP Summit Academy	54/61309-00-003**	06/05/17	\$ -	\$ -
West Contra Costa Unified	Contra Costa	Caliber - Beta Academy	54/61796-04-001**	06/05/17	\$ -	\$ -
West Contra Costa Unified	Contra Costa	Caliber - Beta Academy	54/61796-04-002**	06/05/17	\$ -	\$ -
Mariposa County Unified	Mariposa	Sierra Foothill Charter	54/65532-00-001**	06/05/17	\$ -	\$ -
Sacramento City Unified	Sacramento	St. Hope Public School 7 Elementary	54/67439-00-007**	06/05/17	\$ -	\$ -
Sacramento City Unified	Sacramento	St. Hope Public School 7 Elementary	54/67439-00-008**	06/05/17	\$ -	\$ -
San Juan Unified	Sacramento	Gateway International School	54/67447-00-005**	06/05/17	\$ -	\$ -
San Juan Unified	Sacramento	California Montessori Project - San Juan Campus	54/67447-00-006**	06/05/17	\$ -	\$ -
San Juan Unified	Sacramento	California Montessori Project - San Juan Campus	54/67447-00-007**	06/05/17	\$ -	\$ -
Cajon Valley Union	San Diego	EJE Elementary Academy Charter	54/67991-00-001**	06/05/17	\$ -	\$ -
Cajon Valley Union	San Diego	EJE Middle Academy Charter	54/67991-00-002**	06/05/17	\$ -	\$ -
Cajon Valley Union	San Diego	EJE Middle Academy Charter	54/67991-00-003**	06/05/17	\$ -	\$ -
Chula Vista Elementary	San Diego	Leonardo da Vinci Health Sciences Charter	54/68023-00-002**	06/05/17	\$ -	\$ -
Chula Vista Elementary	San Diego	Feaster Charter	54/68023-03-001**	06/05/17	\$ -	\$ -
Chula Vista Elementary	San Diego	Feaster Charter	54/68023-03-002**	06/05/17	\$ -	\$ -
San Francisco Unified	San Francisco	Creative Arts	54/68478-63-001**	06/05/17	\$ -	\$ -
San Francisco Unified	San Francisco	Creative Arts	54/68478-63-002**	06/05/17	\$ -	\$ -
New Jerusalem Elementary	San Joaquin	Delta Charter	54/68627-00-002**	06/05/17	\$ -	\$ -
East Side Union High	Santa Clara	Luis Valdez Leadership Academy	54/69427-00-005**	06/05/17	\$ -	\$ -
East Side Union High	Santa Clara	Luis Valdez Leadership Academy	54/69427-00-006**	06/05/17	\$ -	\$ -
Morgan Hill Unified	Santa Clara	Charter School of Morgan Hill	54/69583-00-002**	06/05/17	\$ -	\$ -
Visalia Unified	Tulare	Blue Oak Academy	54/72256-00-001**	06/05/17	\$ -	\$ -
Visalia Unified	Tulare	Blue Oak Academy	54/72256-00-002**	06/05/17	\$ -	\$ -
Visalia Unified	Tulare	Sycamore Valley Academy	54/72256-00-003**	06/05/17	\$ -	\$ -
Visalia Unified	Tulare	Sycamore Valley Academy	54/72256-00-004**	06/05/17	\$ -	\$ -
Washington Unified	Yolo	Washington Middle College High	54/72694-00-003**	06/05/17	\$ -	\$ -
Tracy Unified	San Joaquin	Tracy Learning Center - Primary Charter	54/75499-00-005**	06/05/17	\$ -	\$ -
Lammersville Joint Unified	San Joaquin	Peter Hansen Elementary	50/76760-00-007	06/07/17	\$ 11,873,345	\$ -
Ackerman Elementary	Placer	Bowman Elementary	50/66761-00-003	06/16/17	\$ 1,068,193	\$ -
Standard Elementary	Kern	Standard Middle	50/63792-00-002	06/22/17	\$ 2,065,579	\$ -
Farmersville Unified	Tulare	Farmersville High	50/75325-00-008	06/23/17	\$ 1,926,790	\$ 1,926,790
Imperial Unified	Imperial	Cross Elementary	50/63164-00-006	07/03/17	\$ 11,889,879	\$ -
Palm Springs Unified	Riverside	Agua Caliente Elementary	50/67173-00-014	07/06/17	\$ 4,873,871	\$ -
Pierce Joint Unified	Colusa	Pierce High	50/61614-00-004	07/07/17	\$ 1,480,857	\$ -
Jurupa Unified	Riverside	Sunnyslope Elementary	50/67090-00-013	07/12/17	\$ 2,722,065	\$ -
Oxnard Elementary	Ventura	Lemonwood Elementary	50/72538-00-013	07/19/17	\$ 12,225,183	\$ -
Sacramento County Office of Education	Sacramento	New Community School	50/10348-00-003	07/25/17	\$ 404,846	\$ 404,846

SFP APPLICATIONS  
New Construction and Charter School Facilities Program  
- Workload as of December 31, 2017 -

District	County	Site Name	Application Number	50-04 Date Received	Estimated State Grant (a)	Financial Hardship (b)
Dublin Unified	Alameda	Dougherty Elementary	50/75093-00-011	07/28/17	\$ 1,998,741	\$ -
Poway Unified	San Diego	Stone Ranch Elementary	50/68296-00-022	08/01/17	\$ 6,508,805	\$ -
Riverside Unified	Riverside	John F. Kennedy Elementary	50/67215-00-029	08/02/17	\$ 315,887	\$ -
Riverside Unified	Riverside	Emerson Elementary	50/67215-00-030	08/02/17	\$ 315,887	\$ -
Chawanakee Unified	Madera	Hillside Elementary	50/75606-00-002	08/02/17	\$ 12,565,858	\$ -
Menifee Union Elementary	Riverside	Elementary School #10	50/67116-00-014	08/03/17	\$ 14,544,346	\$ -
Sequoia Union High	San Mateo	Redwood High	50/69062-00-018	08/03/17	\$ 2,218,255	\$ -
Irvine Unified	Orange	Portola Springs Elementary	50/73650-00-031	08/03/17	\$ 948,994	\$ -
Dublin Unified	Alameda	Cottonwood Creek Elementary	50/75093-00-012	08/07/17	\$ 22,789,083	\$ -
Corona-Norco Unified	Riverside	Augustine Ramirez Intermediate	50/67033-00-040	08/08/17	\$ 1,009,935	\$ -
William S. Hart Union High	Los Angeles	Placerita Junior High	50/65136-00-014	08/09/17	\$ 2,890,803	\$ -
Fallbrook Union Elementary	San Diego	Mary Fay Pendelton Elementary	51/68114-00-003*	08/09/17	\$ 739,834	\$ -
Alisal Union	Monterey	Fremont Elementary	50/65961-00-011	08/10/17	\$ 7,231,447	\$ -
Hesperia Unified	San Bernardino	Maple Elementary	50/75044-00-035	08/10/17	\$ 648,182	\$ -
Murrieta Valley Unified	Riverside	Vista Murrieta High	50/75200-00-024	08/11/17	\$ 5,794,403	\$ -
Porterville Unified	Tulare	Porterville High	50/75523-00-008	08/11/17	\$ 906,565	\$ -
Porterville Unified	Tulare	Monache High	50/75523-00-009	08/11/17	\$ 2,525,778	\$ -
Lamont Elementary	Kern	Myrtle Avenue Elementary	50/63560-00-001	08/14/17	\$ 248,990	\$ -
Western Placer Unified	Placer	Lincoln High	50/66951-00-009	08/14/17	\$ 2,965,340	\$ -
Sanger Unified	Fresno	Ronald W. Reagan Elementary	50/62414-00-019	08/15/17	\$ 576,555	\$ -
Sanger Unified	Fresno	Sequoia Elementary	50/62414-00-020	08/15/17	\$ 972,351	\$ -
Sanger Unified	Fresno	Washington Academic Middle	50/62414-00-021	08/15/17	\$ 83,348	\$ -
Bakersfield City Elementary	Kern	Voorhies Elementary	50/63321-00-031	08/15/17	\$ 1,330,267	\$ -
Escondido Union Elementary	San Diego	Mission Middle	50/68098-00-007	08/15/17	\$ 3,500,559	\$ -
Old Adobe Union Elementary	Sonoma	Old Adobe Elementary	50/70847-00-002	08/15/17	\$ 685,471	\$ -
Old Adobe Union Elementary	Sonoma	Loma Vista Immersion Academy	50/70847-00-003	08/15/17	\$ 1,363,324	\$ -
Natomas Unified	Sacramento	Natomas Park Elementary	50/75283-00-020	08/15/17	\$ 3,086,656	\$ -
Martinez Unified	Contra Costa	Alhambra Senior High	50/61739-00-003	08/16/17	\$ 2,742,337	\$ -
Escondido Union	San Diego	Quantum Academy	50/68098-00-008	08/16/17	\$ 1,410,545	\$ -
Fremont Unified	Alameda	Brookvale Elementary	50/61176-00-009	08/17/17	\$ 2,518,817	\$ -
Fremont Unified	Alameda	Patterson Elementary	50/61176-00-010	08/17/17	\$ 2,526,392	\$ -
Alameda City Unified	Alameda	Frank Otis Elementary	50/61119-00-001	08/18/17	\$ 2,195,724	\$ -
McCabe Union Elementary	Imperial	Corfman Middle	50/63180-00-004	08/18/17	\$ 706,996	\$ -
Natomas Unified	Sacramento	Natomas Pacific Pathways Prep Middle	50/75283-00-021	08/18/17	\$ 3,948,395	\$ -
Jurupa Unified	Riverside	New K-8 School #5	50/67090-00-014	08/23/17	\$ 3,581,554	\$ -
Placer Union High	Placer	Del Oro High	50/66894-00-006	08/24/17	\$ 14,245,259	\$ -
Cutler-Orosi Joint Unified	Tulare	Orosi High	50/71860-00-006	08/24/17	\$ 3,431,530	\$ -
Irvine Unified	Orange	Rancho San Joaquin Middle	50/73650-00-032	08/24/17	\$ 10,223,148	\$ 10,223,148
Merced City Elementary	Merced	Ada Givens Elementary	50/65771-00-022	08/25/17	\$ 1,205,026	\$ -
Sacramento City Unified	Sacramento	Kit Carson Middle	50/67439-00-004	08/30/17	\$ 1,970,132	\$ -
Capay Joint Union Elementary	Glenn	Capay Joint Union Elementary	50/62554-00-001	09/01/17	\$ 2,070,382	\$ 2,070,382
Palo Verde Union Elementary	Tulare	Palo Verde Elementary	50/72033-00-004	09/01/17	\$ 61,069	\$ 61,069

SFP APPLICATIONS  
New Construction and Charter School Facilities Program  
- Workload as of December 31, 2017 -

District	County	Site Name	Application Number	50-04 Date Received	Estimated State Grant (a)	Financial Hardship (b)
Irvine Unified	Orange	Heritage Field K-8	50/73650-00-033	09/06/17	\$ 41,372,337	\$ -
Garden Grove Unified	Orange	Pacifica High	51/66522-00-003*	09/06/17	\$ 5,114,968	\$ -
Bakersfield City Elementary	Kern	Stella Hills Elementary	50/63321-00-032	09/14/17	\$ 3,229,025	\$ -
Bakersfield City Elementary	Kern	Evergreen Elementary	50/63321-00-033	09/15/17	\$ 1,457,130	\$ -
Weaver Union	Merced	Weaver Middle	50/65862-00-002	09/15/17	\$ 4,595,737	\$ -
Heber Elementary	Imperial	Heber Elementary	50/63131-00-007	09/18/17	\$ 3,014,314	\$ -
Raymond-Knowles Union Elementary	Madera	Raymond-Knowles Elementary	50/65276-00-001	09/19/17	\$ 197,883	\$ 197,883
Burbank Unified	Los Angeles	Bret Harte Elementary	50/64337-00-003	09/21/17	\$ 630,828	\$ -
Garden Grove Unified	Orange	La Quinta High	51/66522-00-004*	09/25/17	\$ 2,948,162	\$ -
Saugus Union	Los Angeles	West Creek Academy	50/64998-00-019	09/27/17	\$ 3,699,651	\$ -
Maple Elementary	Kern	Maple Elementary	50/63610-00-002	09/29/17	\$ 1,023,481	\$ 1,023,481
Banta Elementary	San Joaquin	Banta Elementary	50/68486-00-003	09/29/17	\$ 196,978	\$ 196,978
Hanford Elementary	Kings	Monroe Elementary	50/63917-00-003	10/03/17	\$ 448,984	\$ -
Greenfield Union Elementary	Monterey	Mary Chapa Literacy and Technology Academy	50/66035-00-003	10/03/17	\$ 749,769	\$ 749,769
Antelope Elementary	Tehama	Antelope Elementary	50/71472-00-001	10/06/17	\$ 38,695	\$ -
Antelope Elementary	Tehama	Antelope Elementary	50/71472-00-002	10/06/17	\$ 38,695	\$ -
Antelope Elementary	Tehama	Antelope Elementary	50/71472-00-003	10/06/17	\$ 38,695	\$ -
Antelope Elementary	Tehama	Antelope Elementary	50/71472-00-004	10/06/17	\$ 218,001	\$ -
Palo Alto Unified	Santa Clara	Henry M. Gunn High	50/69641-00-003	10/11/17	\$ 3,238,427	\$ -
Milpitas Unified	Santa Clara	Mabel Mattos Elementary	50/73387-00-001	10/12/17	\$ 16,845,997	\$ -
Firebaugh-Las Deltas Joint Unified	Fresno	Arthur E. Mills Intermediate	50/73809-00-005	10/12/17	\$ 397,254	\$ -
Panama-Buena Vista Union	Kern	Dolores S. Whitley Elementary	50/63362-00-041	10/16/17	\$ 12,071,259	\$ -
Folsom-Cordova Unified	Sacramento	Sutter Middle	50/67330-21-010	10/16/17	\$ 6,584,059	\$ -
Folsom-Cordova Unified	Sacramento	Oak Chan Elementary	50/67330-21-011	10/16/17	\$ 8,445,042	\$ -
Lancaster Elementary	Los Angeles	Linda Verde Elementary	50/64667-00-011	10/17/17	\$ 1,115,805	\$ -
Southern Humboldt Joint Unified	Humboldt	South Fork Junior - Senior High	50/63040-00-001	10/18/17	\$ 1,360,522	\$ -
Southern Humboldt Joint Unified	Humboldt	Redway Elementary	50/63040-00-002	10/18/17	\$ 896,296	\$ -
Greenfield Union Elementary	Monterey	Apple Avenue Elementary	50/66035-00-002	10/19/17	\$ 9,381,712	\$ 9,381,712
Central Unified	Fresno	Hahn Phan Tilley	50/73965-00-019	10/23/17	\$ 11,679,644	\$ -
Hollister Elementary	San Benito	Santana Ranch Elementary TK-8	50/67470-00-003	10/26/17	\$ 2,061,901	\$ 2,061,901
Santa Paula Unified	Ventura	East Area 1	50/76828-00-001	10/27/17	\$ 24,572,839	\$ -
Fremont Unified	Alameda	Lila Bringham Elementary	50/61176-00-011	10/31/17	\$ 32,667,294	\$ -
San Benito High	San Benito	San Benito High	50/67538-00-002	10/31/17	\$ 5,002,975	\$ -
San Marcos Unified	San Diego	Alvin M Dunn Elementary	50/73791-00-016	10/31/17	\$ 8,926,096	\$ -
Dinuba Unified	Tulare	New High	50/75531-00-007	10/31/17	\$ 1,195,768	\$ 1,195,768
Wisburn Unified	Los Angeles	Wisburn High	50/76869-00-001	10/31/17	\$ 963,069	\$ -
Los Angeles Unified	Los Angeles	Olive Vista Middle	51/64733-00-002*	11/01/17	\$ 5,293,292	\$ -
San Marcos Unified	San Diego	Alvin M Dunn Elementary	50/73791-00-017	11/03/17	\$ 433,316	\$ -
Oxnard Elementary	Ventura	Thurgood Marshall Elementary	50/72538-00-014	11/13/17	\$ 4,113,728	\$ -
Lammersville Joint Unified	San Joaquin	Mountain House High	50/76760-00-008	11/29/17	\$ 4,515,588	\$ -
Millville Elementary	Shasta	Millville Elementary	50/70052-00-002	12/04/17	\$ 387,910	\$ 387,910
Hollister Elementary	San Benito	Sunnyslope Elementary	50/67470-00-004	12/07/17	\$ 5,060,372	\$ -

SFP APPLICATIONS  
 New Construction and Charter School Facilities Program  
 - Workload as of December 31, 2017 -

District	County	Site Name	Application Number	50-04 Date Received	Estimated State Grant (a)	Financial Hardship (b)
Wasco Union Elementary	Kern	Teresa Burke Elementary	50/63842-00-004	12/11/17	\$ 926,805	\$ -
Ceres Unified	Stanislaus	Central Valley High	50/71043-00-034	12/14/17	\$ 2,348,896	\$ -
Beaumont Unified	Riverside	Starlight Elementary	50/66993-00-019	12/19/17	\$ 13,448,499	\$ -
Kerman Unified	Fresno	Kerman High	50/73999-00-009	12/19/17	\$ 8,430,953	\$ -
Santa Maria Joint Union High	Santa Barbara	Ernest Righetti High	50/69310-00-007	12/21/17	\$ 16,425,817	\$ -
Irvine Unified	Orange	Stone Creek Elementary	50/73650-00-034	12/26/17	\$ 681,602	\$ -
					<b>\$ 1,943,323,295</b>	<b>\$ 129,271,894</b>
					<b>\$</b>	<b>2,072,595,189</b>

<b>NEW CONSTRUCTION FUNDING SUB-TOTALS</b>	<b>\$ 1,929,227,039</b>	<b>\$ 129,271,894</b>
<b>NEW CONSTRUCTION FACILITY HARDSHIP - NON SEISMIC</b>	<b>\$ -</b>	<b>\$ -</b>
<b>NEW CONSTRUCTION FUNDING TOTAL</b>	<b>\$</b>	<b>2,058,498,933</b>
<b>NEW CONSTRUCTION FACILITY HARDSHIP - SEISMIC</b>	<b>\$ 14,096,256</b>	<b>\$ -</b>
<b>OVERCROWDED RELIEF GRANT TOTAL</b>	<b>\$ -</b>	<b>\$ -</b>

(a) Represents estimated state share of project including excessive cost grants. Amounts shown have not been reviewed by OPSC for compliance with all School Facility Program

(b) Represents estimated financial hardship. Amounts shown have not been reviewed by OPSC for compliance with all School Facility Program requirements.

\*Facility Hardship project requesting Seismic Mitigation Program funding.

\*\* Charter Preliminary Apportionment applications received by OPSC for the 2017 Filing Round. OPSC has not yet reviewed the total grant requested and the total number of projects

SFP APPLICATIONS  
 Modernization School Facilities Program  
 - Workload as of December 31, 2017 -

District	County	Site Name	Application Number	50-04 Date Received	Estimated State Grant (a)	Financial Hardship (b)
Martinez Unified	Contra Costa	Alhambra Senior High	57/61739-00-008	07/18/13	\$ 340,522	\$ -
Palm Springs Unified	Riverside	Agua Caliente Elementary	57/67173-00-007	07/29/13	\$ 1,144,861	\$ -
Long Beach Unified	Los Angeles	Roosevelt Elementary	57/64725-00-016	07/30/13	\$ 3,230,102	\$ -
Belmont-Redwood Shores Elementary	San Mateo	Cipriani Elementary	57/68866-00-012	08/06/13	\$ 1,209,235	\$ -
West Park Elementary	Fresno	West Park Elementary	57/62539-00-001	08/07/13	\$ 327,697	\$ 218,465
Colton Joint Unified	San Bernardino	Abraham Lincoln Elementary	57/67686-00-011	08/07/13	\$ 3,369,023	\$ -
Colton Joint Unified	San Bernardino	Mary B. Lewis Elementary	57/67686-00-012	08/07/13	\$ 3,479,782	\$ -
Colton Joint Unified	San Bernardino	Ulysses Grant Elementary	57/67686-00-013	08/07/13	\$ 3,408,075	\$ -
Colton Joint Unified	San Bernardino	Crestmore Elementary	57/67686-00-014	08/07/13	\$ 3,541,316	\$ -
Sylvan Union Elementary	Stanislaus	Woodrow Elementary	57/71290-00-008	08/07/13	\$ 2,947,519	\$ -
Clovis Unified	Fresno	Fort Washington Elementary	57/62117-00-034	08/15/13	\$ 639,395	\$ -
Clovis Unified	Fresno	Clovis West High	57/62117-00-035	08/16/13	\$ 2,034,442	\$ -
Mission Union Elementary	Monterey	Mission Elementary	57/66084-00-002	08/16/13	\$ 40,247	\$ 26,832
Guernerville Elementary	Sonoma	Guernerville Elementary	57/70722-00-001	08/16/13	\$ 1,333,577	\$ -
Larkspur Elementary	Marin	San Clemente Elementary	57/65367-00-005	08/20/13	\$ 3,016,038	\$ -
Belmont-Redwood Shores Elementary	San Mateo	Central Elementary	57/68866-00-013	08/20/13	\$ 1,063,692	\$ -
Clovis Unified	Fresno	Jefferson Elementary	57/62117-00-036	09/09/13	\$ 1,901,623	\$ -
Tustin Unified	Orange	Currie Middle	57/73643-00-021	09/10/13	\$ 3,170,159	\$ -
Santa Barbara Unified	Santa Barbara	Dos Pueblos Senior High	57/76786-00-004	09/17/13	\$ 490,239	\$ -
Placentia-Yorba Linda Unified	Orange	Travis Ranch	57/66647-00-035	09/25/13	\$ 1,814,330	\$ -
Lagunita Elemetary	Monterey	Labunita Elementary	57/66076-00-001	09/27/13	\$ 43,937	\$ 29,291
Clovis Unified	Fresno	Clovis High	57/62117-00-037	10/01/13	\$ 3,507,058	\$ -
Santa Barbara Unified	Santa Barbara	Harding University Partnership	57/76786-00-005	10/07/13	\$ 600,796	\$ -
Plaza Elementary	Glenn	Plaza Elementary	57/62638-00-001	10/18/13	\$ 81,532	\$ 54,354
Los Gatos Union Elementary	Santa Clara	Lexington Elementary	57/69526-00-006	10/24/13	\$ 1,442,975	\$ 961,983
Central Unified	Fresno	Madison Elementary	57/73965-00-008	11/01/13	\$ 3,149,004	\$ -
West Contra Costa Unified	Contra Costa	Walther Helms Middle	57/61796-00-048	11/04/13	\$ 92,791	\$ -
East Side Union High	Santa Clara	Silver Creek High	57/69427-00-035	11/07/13	\$ 280,034	\$ -
Mother Lode Union Elementary	El Dorado	Indian Creek Elementary	57/61929-00-003	11/15/13	\$ 720,203	\$ 480,135
Mother Lode Union Elementary	El Dorado	Herbert Green Middle	57/61929-00-004	11/15/13	\$ 488,127	\$ 325,418
Raisin City Elementary	Fresno	Raisin City Elementary	57/62380-00-001	11/20/13	\$ 1,246,008	\$ 830,672
Paradise Unified	Butte	Paradise Senior High	57/61531-00-002	11/26/13	\$ 4,363,106	\$ -
West Contra Costa Unified	Contra Costa	Kennedy High	57/61796-00-049	12/05/13	\$ 1,145,296	\$ -
Golden Feather Union	Butte	Concow Elementary	57/61457-00-001	12/10/13	\$ 746,549	\$ 497,699
Foresthill Union Elementary	Placer	Foresthill Divide Middle	57/66837-00-001	12/20/13	\$ 965,591	\$ -
Escalon Unified	San Joaquin	Escalon High	57/68502-00-002	12/23/13	\$ 7,726,505	\$ -
Mill Valley Elementary	Marin	Strawberry Point Elementary	57/65391-00-007	01/06/14	\$ 1,316,748	\$ -
Mill Valley Elementary	Marin	Park Elementary	57/65391-00-008	01/07/14	\$ 623,848	\$ -
Pomona Unified	Los Angeles	Garey High	57/64907-00-024	01/23/14	\$ 4,397,379	\$ 2,931,586
Pomona Unified	Los Angeles	Pomona High	57/64907-00-025	01/23/14	\$ 2,223,979	\$ 1,482,653
Long Beach Unified	Los Angeles	Lindsey Academy	57/64725-00-017	01/24/14	\$ 4,470,090	\$ 2,980,060

SFP APPLICATIONS  
 Modernization School Facilities Program  
 - Workload as of December 31, 2017 -

District	County	Site Name	Application Number	50-04 Date Received	Estimated State Grant (a)	Financial Hardship (b)
Long Beach Unified	Los Angeles	Newcomb Elementary	57/64725-00-018	01/27/14	\$ 7,727,737	\$ -
Colton Joint Unified	San Bernardino	Jurupa Vista Elementary	57/67686-00-015	02/06/14	\$ 1,185,850	\$ -
Colton Joint Unified	San Bernardino	Cooley Ranch Elementary	57/67686-00-016	02/06/14	\$ 899,716	\$ -
Colton Joint Unified	San Bernardino	Reche Canyon Elementary	57/67686-00-017	02/06/14	\$ 796,249	\$ -
Los Molinos Unified	Tehama	Vina Elementary	57/71571-00-001	02/06/14	\$ 907,021	\$ 604,681
Los Molinos Unified	Tehama	Los Molinos Elementary	57/71571-00-002	02/06/14	\$ 1,810,367	\$ 1,206,911
Los Molinos Unified	Tehama	Los Molinos High	57/71571-00-003	02/06/14	\$ 1,784,779	\$ 1,189,853
Orange Unified	Orange	Anaheim Hills Elementary	57/66621-00-053	02/12/14	\$ 1,012,180	\$ -
Savanna Elementary	Orange	Holder Elementary	57/66696-00-004	02/24/14	\$ 4,027,726	\$ -
Visalia Unified	Tulare	Visalia Technical Educational Center	57/72256-00-020	02/24/14	\$ 898,170	\$ -
Clovis Unified	Fresno	Valley Oak Elementary	57/62117-00-038	03/07/14	\$ 2,815,556	\$ -
West Contra Costa Unified	Contra Costa	Valley View Elementary	57/61796-00-050	03/14/14	\$ 1,711,045	\$ -
Rowland Unified	Los Angeles	Le Seda Elementary	57/73452-00-033	03/18/14	\$ 283,705	\$ -
Saddleback Valley Unified	Orange	El Toro High	57/73635-00-033	03/18/14	\$ 491,847	\$ -
Trinidad Union	Humboldt	Trinidad Elementary	57/63057-00-001	03/20/14	\$ 710,828	\$ -
Newport-Mesa Unified	Orange	Tewinkle (Charles) Intermediate	57/66597-00-034	03/21/14	\$ 867,070	\$ -
Cutten Elementary	Humboldt	Ridgewood Elementary	57/62745-00-001	03/26/14	\$ 481,687	\$ 321,125
Burton Elementary	Tulare	Oak Grove Elementary	57/71837-00-005	04/01/14	\$ 255,404	\$ 170,270
Burton Elementary	Tulare	Burton Elementary	57/71837-00-006	04/01/14	\$ 174,405	\$ 116,270
Burton Elementary	Tulare	Jim Maples Academy	57/71837-00-007	04/01/14	\$ 114,816	\$ 76,544
Pleasant View Elementary	Tulare	Pleasant View Elementary	57/72058-00-002	04/01/14	\$ 172,869	\$ 115,246
Palm Springs Unified	Riverside	Landau Elementary	57/67173-00-008	04/08/14	\$ 761,165	\$ -
Fremont Union High	Santa Clara	Cupertino High	57/69468-00-014	04/08/14	\$ 2,172,941	\$ -
Three Rivers Union Elementary	Tulare	Three Rivers Elementary	57/72207-00-002	04/11/14	\$ 1,397,471	\$ 931,647
Fremont Union High	Santa Clara	Monta Vista High	57/69468-00-015	04/16/14	\$ 154,557	\$ -
Island Union Elementary	Kings	Island Elementary	57/63933-00-001	04/24/14	\$ 643,563	\$ 429,042
Solano County Office of Education	Solano	Golden Hills High Education Center	57/10488-00-022	04/28/14	\$ 505,149	\$ 336,766
Solano County Office of Education	Solano	Silveyville Elementary	57/10488-00-031	04/28/14	\$ 130,615	\$ 87,077
Wilmar Union Elementary	Sonoma	Wilson Elementary	57/71019-00-002	05/05/14	\$ 209,465	\$ -
McFarland Unified	Kern	McFarland High	57/73908-00-006	05/12/14	\$ 1,009,222	\$ -
San Francisco Unified	San Francisco	Roosevelt Middle	57/68478-00-043	05/14/14	\$ 7,241,555	\$ -
Woodlake Unified	Tulare	Woodlake High	57/76794-00-002	05/14/14	\$ 2,490,446	\$ 1,660,297
Yuba County Office of Education	Yuba	Agnes Weber Meade	57/10587-00-001	05/15/14	\$ 34,361	\$ 22,908
Yuba County Office of Education	Yuba	Anna Bell Karr	57/10587-00-002	05/15/14	\$ 22,234	\$ 14,823
Yuba County Office of Education	Yuba	Goldfield Special Education	57/10587-00-003	05/15/14	\$ 38,404	\$ 25,602
Yuba County Office of Education	Yuba	Spring Valley Special Education	57/10587-00-004	05/15/14	\$ 16,170	\$ 10,780
Yuba County Office of Education	Yuba	Virginia	57/10587-00-005	05/15/14	\$ 115,211	\$ 76,808
Yuba County Office of Education	Yuba	Virginia @ Yuba College	57/10587-00-006	05/15/14	\$ 10,539	\$ 7,026
Woodlake Unified	Tulare	Francis J. White Learning Center	57/76794-00-001	05/23/14	\$ 511,854	\$ 341,236
Pasadena Unified	Los Angeles	Hamilton Elementary	57/64881-00-035	06/02/14	\$ 174,524	\$ -
Placentia-Yorba Linda Unified	Orange	Valencia High	57/66647-00-036	06/06/14	\$ 1,653,861	\$ -

SFP APPLICATIONS  
 Modernization School Facilities Program  
 - Workload as of December 31, 2017 -

District	County	Site Name	Application Number	50-04 Date Received	Estimated State Grant (a)	Financial Hardship (b)
San Francisco Unified	San Francisco	Monroe Elementary	57/68478-00-044	06/09/14	\$ 2,003,852	\$ -
Grossmont Union High	San Diego	Grossmont High	57/68130-00-021	06/12/14	\$ 11,426,207	\$ -
Lincoln Unified	San Joaquin	Tully C. Knoles	57/68569-00-013	06/12/14	\$ 3,654,829	\$ -
Lincoln Unified	San Joaquin	Colonial Heights	57/68569-00-014	06/12/14	\$ 3,583,455	\$ -
Mendota Unified	Fresno	Washington Elementary	57/75127-00-005	06/13/14	\$ 2,266,934	\$ -
Mendota Unified	Fresno	McCabe Elementary	57/75127-00-006	06/13/14	\$ 1,306,937	\$ -
Willow Unified	Glenn	Murdock Elementary	57/62661-00-001	06/16/14	\$ 412,595	\$ 275,063
Willow Unified	Glenn	Willows Intermediate	57/62661-00-002	06/16/14	\$ 306,428	\$ 204,285
Willow Unified	Glenn	Willows High	57/62661-00-003	06/16/14	\$ 431,764	\$ 287,843
Willow Unified	Glenn	Willows Commuinty High	57/62661-00-004	06/16/14	\$ 17,265	\$ 11,510
San Francisco Unified	San Francisco	George Peabody Elementary	57/68478-00-045	06/17/14	\$ 1,656,790	\$ -
San Francisco Unified	San Francisco	Sunnyside Elementary	57/68478-00-046	06/19/14	\$ 2,723,245	\$ -
Porterville Unified	Tulare	Los Robles Elementary	57/75523-00-013	06/23/14	\$ 2,025,659	\$ -
Norris	Kern	Norris Middle	57/63693-00-001	07/11/14	\$ 4,228,455	\$ -
Atascadero Unified	San Luis Obispo	Carrisa Plains Elementary	57/68700-00-003	07/18/14	\$ 379,512	\$ -
Lindsay Unified	Tulare	Lincoln Elementary	57/71993-00-006	07/18/14	\$ 2,056,450	\$ -
Lindsay Unified	Tulare	Jefferson Elementary	57/71993-00-007	07/18/14	\$ 2,055,601	\$ -
Lindsay Unified	Tulare	Washington Elementary	57/71993-00-008	07/18/14	\$ 1,619,275	\$ -
San Francisco Unified	San Francisco	Jose Ortega Elementary	57/68478-00-047	07/21/14	\$ 3,333,683	\$ -
San Francisco Unified	San Francisco	Cesar Chavez Elementary	57/68478-00-048	07/21/14	\$ 3,140,385	\$ -
Kings Canyon Joint Unified	Fresno	Dunlap Elementary	57/62265-00-024	08/05/14	\$ 671,178	\$ -
Clovis Unified	Fresno	Dry Creek Elementary	57/62117-00-039	08/07/14	\$ 2,151,659	\$ -
Clovis Unified	Fresno	Tarpey Elementary	57/62117-00-040	08/07/14	\$ 1,376,234	\$ -
Porterville Unified	Tulare	Roche Elementary	57/75523-00-014	08/08/14	\$ 250,000	\$ -
Rosemead Elementary	Los Angeles	Jason (Mildred B.) Elementary	57/64931-00-006	08/12/14	\$ 209,724	\$ -
Rosemead Elementary	Los Angeles	Shuey (Emma W.) Elementary	57/64931-00-007	08/12/14	\$ 50,540	\$ -
Rosemead Elementary	Los Angeles	Encinita Elementary	57/64931-00-008	08/12/14	\$ 43,950	\$ -
Rosemead Elementary	Los Angeles	Savannah Elementary	57/64931-00-009	08/12/14	\$ 194,009	\$ -
San Francisco Unified	San Francisco	Yick Wo Elementary	57/68478-00-049	08/12/14	\$ 1,805,315	\$ -
Santa Barbara Unified	Santa Barbara	Adams Elementary	57/76786-00-006	08/13/14	\$ 412,940	\$ -
Fortuna Union High	Humbolt	East High (Continuation)	57/62810-00-004	08/20/14	\$ 1,096,257	\$ -
Templeton Unified	San Luis Obispo	Templeton Middle	57/68841-00-003	08/20/14	\$ 933,886	\$ -
Clovis Unified	Fresno	Clark Intermediate	57/62117-00-041	09/05/14	\$ 5,116,157	\$ -
Ross Valley	Marin	White Hill Middle	57/75002-00-007	09/05/14	\$ 1,498,203	\$ -
Clovis Unified	Fresno	Clovis West High	57/62117-00-042	09/16/14	\$ 570,700	\$ -
Clovis Unified	Fresno	Miramonte Elementary	57/62117-00-043	09/16/14	\$ 877,053	\$ -
Morongo Unified	San Bernardino	Yucca Valley High	57/67777-00-008	09/16/14	\$ 6,057,185	\$ -
Colton Joint Unified	San Bernardino	Zimmerman Elementary	57/67686-00-018	09/17/14	\$ 3,234,125	\$ -
Colton Joint Unified	San Bernardino	D'Arcy Elementary	57/67686-00-019	09/17/14	\$ 582,620	\$ -
Lindsay Unified	Tulare	Reagan Elementary	57/71993-00-009	09/19/14	\$ 1,454,111	\$ -
Clovis Unified	Fresno	Sierra Vista Elementary	57/62117-00-044	09/23/14	\$ 1,847,044	\$ -

SFP APPLICATIONS  
 Modernization School Facilities Program  
 - Workload as of December 31, 2017 -

District	County	Site Name	Application Number	50-04 Date Received	Estimated State Grant (a)	Financial Hardship (b)
Colton Joint Unified	San Bernardino	Terrace View Elementary	57/67686-00-020	09/25/14	\$ 2,645,164	\$ -
Colton Joint Unified	San Bernardino	Ruth O. Harris Middle	57/67686-00-021	10/03/14	\$ 1,539,089	\$ -
Clovis Unified	Fresno	Temperance-Kutner Elementary	57/62117-00-045	10/06/14	\$ 2,173,770	\$ -
Santa Barbara Unified	Santa Barbara	Washington Elementary	57/76786-00-007	10/08/14	\$ 706,647	\$ -
San Francisco Unified	San Francisco	Burton (Philip A.) High	57/68478-00-050	10/10/14	\$ 18,035,466	\$ -
San Francisco Unified	San Francisco	James Lick Middle	57/68478-00-051	10/22/14	\$ 4,692,723	\$ -
Solano County Office of Education	Solano	Jones (K. I.) Elementary	57/10488-00-024	10/23/14	\$ 320,707	\$ 213,805
Solano County Office of Education	Solano	Golden West Middle	57/10488-00-030	10/23/14	\$ 131,635	\$ 87,757
Ripon Unified	San Joaquin	Weston Elementary	57/68650-00-003	10/23/14	\$ 449,184	\$ -
Simi Valley Unified	Ventura	White Oak Elementary	57/72603-00-033	10/29/14	\$ 2,586,682	\$ -
Oxnard Elementary	Ventura	McAuliffe Elementary	57/72538-00-025	11/13/14	\$ 109,034	\$ -
Oxnard Elementary	Ventura	Fremont Middle	57/72538-00-026	11/13/14	\$ 996,423	\$ -
Newport-Mesa Unified	Orange	Corona Del Mar High	57/66597-00-035	11/19/14	\$ 262,502	\$ -
Visalia Unified	Tulare	Redwood High	57/72256-00-021	12/03/14	\$ 740,767	\$ -
Mill Valley Elementary	Marin	Tamalpais Valley Elementary	57/65391-00-009	12/05/14	\$ 1,526,092	\$ 1,017,395
Clovis Unified	Fresno	Gettysburg Elementary	57/62117-00-046	12/23/14	\$ 2,919,696	\$ -
San Francisco Unified	San Francisco	Academy of Arts and Sciences	57/68478-00-052	12/23/14	\$ 2,201,851	\$ -
San Francisco Unified	San Francisco	Ruth Asawa School of the Arts	57/68478-00-053	12/23/14	\$ 4,203,843	\$ -
Manzanita Elementary	Butte	Manzanita Elementary	57/61499-00-001	12/30/14	\$ 1,621,561	\$ 1,081,040
Biggs Unified	Butte	Biggs Elementary	57/61408-00-001	02/03/15	\$ 1,721,583	\$ 1,147,722
Biggs Unified	Butte	Biggs High	57/61408-00-002	02/03/15	\$ 1,774,111	\$ 1,182,741
Biggs Unified	Butte	Biggs Middle	57/61408-00-003	02/03/15	\$ 743,277	\$ 495,518
Biggs Unified	Butte	Richvale Elementary	57/61408-00-004	02/03/15	\$ 240,992	\$ 160,661
Long Beach Unified	Los Angeles	David Starr Jordan High	57/64725-00-019	02/05/15	\$ 6,360,830	\$ -
Anaheim Elementary	Orange	Stoddard Elementary	57/66423-00-031	02/17/15	\$ 5,467,457	\$ -
San Francisco Unified	San Francisco	McKinley Elementary	57/68478-00-054	02/17/15	\$ 2,339,295	\$ -
Jefferson Elementary	San Joaquin	Jefferson Elementary	57/68544-00-001	03/19/15	\$ 2,626,558	\$ -
Elk Grove Unified	Sacramento	Dillard Elementary	57/67314-00-019	03/23/15	\$ 1,239,189	\$ -
Fremont Union High	Santa Clara	Homestead High	57/69468-00-016	03/25/15	\$ 1,428,636	\$ -
Capay Joint Union Elementary	Glenn	Capay Joint Union Elementary	57/62554-00-002	03/27/15	\$ 1,182,762	\$ 788,508
Bakersfield City Elementary	Kern	Compton Junior High	57/63321-00-016	04/08/15	\$ 4,936,996	\$ -
San Francisco Unified	San Francisco	Longfellow Elementary	57/68478-00-055	04/14/15	\$ 4,302,941	\$ -
San Francisco Unified	San Francisco	Daniel Webster Elementary	57/68478-00-056	05/04/15	\$ 2,748,832	\$ -
Temple City Unified	Los Angeles	Cloverly Elementary	57/65052-00-009	05/14/15	\$ 1,740,259	\$ -
Burrel Union Elementary	Fresno	Burrel Elementary	57/62042-00-001	05/22/15	\$ 89,849	\$ 59,900
Sanger Unified	Fresno	Lincoln Elementary	57/62414-00-014	05/28/15	\$ 1,019,000	\$ -
San Francisco Unified	San Francisco	Paul Revere Elementary	57/68478-00-057	05/29/15	\$ 3,564,537	\$ -
Palm Springs Unified	Riverside	Wenzlaff (Edward) Elementary	57/67173-00-009	06/11/15	\$ 3,673,025	\$ -
Clovis Unified	Fresno	Weldon Elementary	57/62117-00-047	06/19/15	\$ 2,811,611	\$ -
Dinuba Unified	Tulare	Lincoln Elementary	57/75531-00-010	06/22/15	\$ 126,840	\$ 84,560
Dinuba Unified	Tulare	Roosevelt Elementary	57/75531-00-011	06/22/15	\$ 76,104	\$ 50,736



SFP APPLICATIONS  
 Modernization School Facilities Program  
 - Workload as of December 31, 2017 -

District	County	Site Name	Application Number	50-04 Date Received	Estimated State Grant (a)	Financial Hardship (b)
Brawley Elementary	Imperial	Hidalgo Elementary	57/63073-00-002	06/25/15	\$ 931,658	\$ -
Temple City Unified	Los Angeles	La Rosa Elementary	57/65052-00-010	06/26/15	\$ 1,832,671	\$ -
Culver City Unified	Los Angeles	Farragut Elementary	57/64444-00-011	07/27/15	\$ 614,317	\$ -
Solano County Office of Education	Solano	Armijo High	57/10488-00-020	08/03/15	\$ 298,050	\$ 198,700
Solano County Office of Education	Solano	Grange Middle	57/10488-00-028	08/03/15	\$ 134,334	\$ 89,556
Twin Rivers Unified	Sacramento	Del Paso Heights Elementary	57/76505-00-041	08/06/15	\$ 288,086	\$ -
Clovis Unified	Fresno	Kastner Intermediate	57/62117-00-048	08/07/15	\$ 1,159,067	\$ -
Culver City Unified	Los Angeles	Culver City Middle	57/64444-00-012	08/11/15	\$ 200,887	\$ -
Pomona Unified	Los Angeles	Lexington Elementary	57/64907-00-026	09/02/15	\$ 1,366,745	\$ -
Pomona Unified	Los Angeles	Philadelphia Elementary	57/64907-00-027	09/02/15	\$ 1,334,580	\$ -
Newport-Mesa Unified	Orange	Newport Harbor High	57/66597-00-036	09/22/15	\$ 1,216,878	\$ -
Taft City Elementary	Kern	Jefferson Elementary	57/63800-00-005	09/28/15	\$ 1,033,800	\$ -
Taft City Elementary	Kern	Conley Elementary	57/63800-00-006	09/30/15	\$ 751,266	\$ -
Grossmont Union High	San Diego	Monte Vista High	57/68130-00-022	10/01/15	\$ 317,017	\$ -
Alta Vista Elementary	Tulare	Alta Vista Elementary	57/71811-00-003	10/02/15	\$ 168,601	\$ 112,400
Sanger Unified	Fresno	Madison Elementary	57/62414-00-015	10/05/15	\$ 1,757,634	\$ -
Ventura County Office of Education	Ventura	Gateway Community	57/10561-00-005	10/09/15	\$ 86,069	\$ 57,379
Ventura County Office of Education	Ventura	Dean Triggs	57/10561-00-006	10/09/15	\$ 30,318	\$ 20,212
Culver City Unified	Los Angeles	Culver City High	57/64444-00-013	10/19/15	\$ 486,107	\$ -
Newman Crows Landing Unified	Stanislaus	Bonita Elementary	57/73601-00-003	10/23/15	\$ 458,633	\$ -
Saddleback Valley Unified	Orange	La Tierra Elementary	57/73635-00-035	10/26/15	\$ 1,735,471	\$ -
Chico Unified	Butte	Bidwell Junior High	57/61424-00-005	10/30/15	\$ 593,784	\$ -
San Juan Unified	Sacramento	Winston Churchill Middle	57/67447-00-059	10/30/15	\$ 1,039,484	\$ -
Central Elementary	San Bernardino	Valle Vista Elementary	57/67645-00-005	11/03/15	\$ 2,476,386	\$ -
Pomona Unified	Los Angeles	Ganesha Senior High	57/64907-00-028	11/23/15	\$ 2,389,047	\$ -
Santa Barbara Unified	Santa Barbara	Goleta Valley Junior High	57/76786-00-008	11/30/15	\$ 284,177	\$ -
Oak Valley Union Elementary	Tulare	Oak Valley Elementary	57/72017-00-003	12/01/15	\$ 142,695	\$ 95,130
Placentia-Yorba Linda Unified	Orange	Valencia High	57/66647-00-037	12/07/15	\$ 2,322,798	\$ -
Tipton Elementary	Tulare	Tipton Elementary	57/72215-00-002	01/05/16	\$ 202,310	\$ 134,873
Antioch Unified	Contra Costa	Antioch High	57/61648-00-012	01/22/16	\$ 1,076,782	\$ -
San Ramon Unified	Contra Costa	Armstrong Elementary	57/61804-00-023	01/29/16	\$ 798,221	\$ -
Grossmont Union High	San Diego	Mt. Miguel High	57/68130-00-023	02/10/16	\$ 787,613	\$ -
Grossmont Union High	San Diego	Grossmont High	57/68130-00-024	02/11/16	\$ 10,715,765	\$ -
Happy Valley Elementary	Santa Cruz	Happy Valley Elementary	57/69757-00-001	02/24/16	\$ 112,108	\$ 74,739
Sanger Unified	Fresno	John Wash Elementary	57/62414-00-016	02/25/16	\$ 557,282	\$ -
Reef-Sunset Unified	Kings	Avenal Elementary	57/73932-00-005	02/26/16	\$ 328,290	\$ 218,860
Reef-Sunset Unified	Kings	Avenal High	57/73932-00-006	02/26/16	\$ 108,987	\$ 72,658
Reef-Sunset Unified	Kings	Kettleman City Elementary	57/73932-00-007	02/26/16	\$ 127,423	\$ 84,949
Reef-Sunset Unified	Kings	Reef Sunset Middle	57/73932-00-008	02/26/16	\$ 216,775	\$ 144,517
Reef-Sunset Unified	Kings	Sunrise High	57/73932-00-009	02/26/16	\$ 25,469	\$ 16,980
Culver City Unified	Los Angeles	La Ballona Elementary	57/64444-00-014	03/07/16	\$ 468,989	\$ -

SFP APPLICATIONS  
 Modernization School Facilities Program  
 - Workload as of December 31, 2017 -

District	County	Site Name	Application Number	50-04 Date Received	Estimated State Grant (a)	Financial Hardship (b)
Azusa Unified	Los Angeles	Sierra Contuation High	57/64279-00-014	03/17/16	\$ 47,444	\$ -
San Francisco Unified	San Francisco	Frank McCoppin Elementary	57/68478-63-004	04/04/16	\$ 1,793,422	\$ -
Clay Joint Elementary	Fresno	Clay Elementary	57/62109-00-002	04/11/16	\$ 71,482	\$ 47,655
San Francisco Unified	San Francisco	Chin (John Yehall) Elementary	57/68478-79-003	04/13/16	\$ 1,672,436	\$ -
Downey Unified	Los Angeles	Warren High	57/64451-00-026	04/14/16	\$ 8,133,313	\$ -
Perris Elementary	Riverside	Innovative Horizons Charter (Nan Saunders)	57/67199-00-002	04/20/16	\$ 1,197,581	\$ -
Southern Trinity Joint Unified	Trinity	Van Duzen Elementary	57/73833-00-003	04/27/16	\$ 334,253	\$ -
Newhall Elementary	Los Angeles	Newhall Elementary	57/64832-00-004	04/29/16	\$ 1,892,817	\$ -
Sequoia Union High	San Mateo	Sequoia High	57/69062-00-036	05/09/16	\$ 909,374	\$ -
Downey Unified	Los Angeles	Warren High	57/64451-00-027	05/11/16	\$ 1,063,285	\$ -
West Contra Costa Unified	Contra Costa	Pinole Valley High	57/61796-00-051	05/13/16	\$ 16,502,885	\$ -
Dinuba Unified	Tulare	Lincoln Elementary	57/75531-00-012	05/13/16	\$ 817,533	\$ -
Pomona Unified	Los Angeles	Garey High	57/64907-00-029	05/24/16	\$ 2,832,407	\$ -
Tulare City Elementary	Tulare	Roosevelt Elementary	57/72231-00-009	06/15/16	\$ 471,463	\$ -
Tulare City Elementary	Tulare	Garden Elementary	57/72231-00-010	06/15/16	\$ 630,173	\$ -
Tulare Joint Union High	Tulare	Tulare Union High	57/72249-00-005	06/15/16	\$ 1,827,766	\$ -
Pomona Unified	Los Angeles	Lincoln Elementary	57/64907-00-030	06/22/16	\$ 680,501	\$ -
Temecula Valley Unified	Riverside	Margarita Middle	57/75192-00-005	06/27/16	\$ 3,315,233	\$ -
Temecula Valley Unified	Riverside	Nicolas Valley Elementary	57/75192-00-006	06/27/16	\$ 2,354,369	\$ -
Temecula Valley Unified	Riverside	Temecula Valley High	57/75192-00-007	06/27/16	\$ 12,709,360	\$ -
Azusa Unified	Los Angeles	Gladstone High	57/64279-00-015	07/05/16	\$ 145,479	\$ -
Azusa Unified	Los Angeles	Slauson Intermediate	57/64279-00-016	07/05/16	\$ 924,453	\$ -
Stockton Unified	San Joaquin	Roosevelt Elementary	57/68676-00-036	07/06/16	\$ 3,455,202	\$ -
Scott Valley Unified	Siskiyou	Scott Valley Junior High	57/76455-00-005	07/08/16	\$ 1,148,215	\$ -
Stockton Unified	San Joaquin	Victory Elementary	57/68676-00-037	07/12/16	\$ 3,939,628	\$ -
Scott Valley Unified	Siskiyou	Etna Elementary	57/76455-00-006	07/12/16	\$ 1,724,802	\$ -
Scott Valley Unified	Siskiyou	Fort Jones Elementary	57/76455-00-007	07/12/16	\$ 1,004,356	\$ -
Clovis Unified	Fresno	Mickey Cox Elementary	57/62117-00-049	07/18/16	\$ 464,931	\$ -
Jurupa Unified	Riverside	Jurupa Valley High	57/67090-00-007	07/20/16	\$ 2,971,531	\$ -
Garden Grove Unified	Orange	Ralston Intermediate	57/66522-00-074	07/21/16	\$ 570,440	\$ -
William S. Hart Union High	Los Angeles	Canyon High	57/65136-00-009	07/25/16	\$ 1,124,552	\$ -
Caruthers Unified	Fresno	Caruthers High	57/75598-00-002	07/25/16	\$ 485,646	\$ -
Clovis Unified	Fresno	Fancher Creek Elementary	57/62117-00-050	07/28/16	\$ 1,911,896	\$ -
Natomas Unified	Sacramento	Natomas High	57/75283-00-002	07/28/16	\$ 2,600,476	\$ -
Clovis Unified	Fresno	Cedarwood Elementary	57/62117-00-051	08/02/16	\$ 1,213,249	\$ -
Temple City Unified	Los Angeles	Temple City High	57/65052-00-011	08/02/16	\$ 12,286,483	\$ -
Redondo Beach Unified	Los Angeles	Parras Middle	57/75341-00-023	08/02/16	\$ 2,277,716	\$ -
Redondo Beach Unified	Los Angeles	Adams Middle	57/75341-00-024	08/02/16	\$ 989,484	\$ -
Redondo Beach Unified	Los Angeles	Alta Vista Elementary	57/75341-00-025	08/02/16	\$ 412,032	\$ -
San Juan Unified	Sacramento	Bella Vista High	57/67447-00-060	08/05/16	\$ 843,232	\$ -
Panama-Buena Vista Union	Kern	Sing Lum Elementary	57/63362-00-005	08/15/16	\$ 3,498,119	\$ -

SFP APPLICATIONS  
 Modernization School Facilities Program  
 - Workload as of December 31, 2017 -

District	County	Site Name	Application Number	50-04 Date Received	Estimated State Grant (a)	Financial Hardship (b)
Jurupa Unified	Riverside	Jurupa Unified	57/67090-00-008	08/18/16	\$ 2,553,407	\$ -
Clovis Unified	Fresno	Gateway High	57/62117-00-052	08/19/16	\$ 179,130	\$ -
Downey Unified	Los Angeles	Downey High	57/64451-00-028	08/24/16	\$ 9,094,046	\$ -
Long Beach Unified	Los Angeles	Polytechnic High	57/64725-00-020	08/25/16	\$ 3,582,592	\$ -
Laytonville Unified	Mendocino	Laytonville Elementary	57/73916-00-001	08/25/16	\$ 1,412,168	\$ -
Colton Joint Unified	San Bernardino	Washington Alternative High	57/67686-00-022	08/26/16	\$ 749,615	\$ -
Azusa Unified	Los Angeles	Center Middle	57/64279-00-017	09/06/16	\$ 1,149,748	\$ -
Newport-Mesa Unified	Orange	Adams Elementary	57/66597-00-037	09/07/16	\$ 596,195	\$ -
Newport-Mesa Unified	Orange	Sonora Elementary	57/66597-00-038	09/07/16	\$ 510,780	\$ -
Newport-Mesa Unified	Orange	Paularino Elementary	57/66597-00-039	09/07/16	\$ 392,692	\$ -
Desert Sands Unified	Riverside	Hoover (Herbert) Elementary	57/67058-00-018	09/08/16	\$ 374,940	\$ -
Lincoln Unified	San Joaquin	Lincoln High	57/68569-00-015	09/14/16	\$ 2,007,010	\$ -
Winters Joint Unified	Yolo	Winters Middle	57/72702-00-006	09/16/16	\$ 698,675	\$ -
San Dieguito Union High	San Diego	Earl Warren Middle	57/68346-00-006	09/23/16	\$ 3,725,385	\$ -
Natomas Unified	Sacramento	Leroy Greene Academy	57/75283-00-003	09/23/16	\$ 918,611	\$ -
Newport-Mesa Unified	Orange	Early College High	57/66597-00-040	09/27/16	\$ 3,051,952	\$ -
Corcoran Joint Unified	Kings	John C. Fremont Elementary	57/63891-00-009	09/30/16	\$ 2,037,856	\$ -
Corcoran Joint Unified	Kings	Bret Hart Elementary	57/63891-00-010	09/30/16	\$ 278,912	\$ -
Anaheim Union High	Orange	Katella High	57/66431-00-015	10/10/16	\$ 6,595,880	\$ -
Stockton Unified	San Joaquin	Stockton Unified Early College Academy	57/68676-00-038	10/11/16	\$ 5,214,348	\$ -
Long Beach Unified	Los Angeles	Renaissance High School for the Arts	57/64725-00-021	10/13/16	\$ 7,452,532	\$ -
Pioneer Union Elementary	Kings	Pioneer Elementary	57/63990-00-003	10/26/16	\$ 1,894,686	\$ -
Colton Joint Unified	San Bernardino	Colton High	57/67686-00-023	10/26/16	\$ 1,525,061	\$ -
Sanger Unified	Fresno	Sanger Academy Charter	57/62414-00-017	10/28/16	\$ 725,853	\$ -
Manteca Unified	San Joaquin	Golden West Elementary	57/68593-00-011	10/28/16	\$ 1,579,503	\$ -
Manteca Unified	San Joaquin	Shasta Elementary	57/68593-00-012	10/28/16	\$ 1,532,202	\$ -
Manteca Unified	San Joaquin	Lathrop Elementary	57/68593-00-013	10/28/16	\$ 3,749,688	\$ -
Manteca Unified	San Joaquin	Sequoia Elementary	57/68593-00-014	10/28/16	\$ 3,529,162	\$ -
Manteca Unified	San Joaquin	Lincoln Elementary	57/68593-00-015	10/28/16	\$ 2,754,052	\$ -
Saddleback Valley Unified	Orange	Trabuco Mesa Elementary	57/73635-00-036	10/28/16	\$ 2,694,648	\$ -
Saddleback Valley Unified	Orange	Cielo Vista Elementary	57/73635-00-037	10/28/16	\$ 3,555,938	\$ -
San Ramon Valley Unified	Contra Costa	Walt Disney Elementary	57/61804-00-024	10/31/16	\$ 785,930	\$ -
Clovis Unified	Fresno	Mountain View Elementary	57/62117-00-053	10/31/16	\$ 1,831,518	\$ -
Ceres Unified	Stanislaus	Ceres High	57/71043-00-013	10/31/16	\$ 531,318	\$ -
San Ramon Valley Unified	Contra Costa	Monte Vista High	57/61804-00-025	11/03/16	\$ 985,056	\$ -
Saugus Union	Los Angeles	James Foster Elementary	57/64998-00-008	11/04/16	\$ 629,801	\$ -
Saugus Union	Los Angeles	Charles Helmers Elementary	57/64998-00-009	11/04/16	\$ 3,152,965	\$ -
Garden Grove Unified	Orange	Leo Carrillo Elementary	57/66522-00-075	11/04/16	\$ 494,934	\$ -
Garden Grove Unified	Orange	Post Elementary	57/66522-00-076	11/04/16	\$ 637,489	\$ -
Garden Grove Unified	Orange	Sarah McGarvin Intermediate	57/66522-00-077	11/04/16	\$ 287,838	\$ -
Garden Grove Unified	Orange	Clinton-Mendenhall Elementary	57/66522-00-078	11/04/16	\$ 601,582	\$ -

SFP APPLICATIONS  
 Modernization School Facilities Program  
 - Workload as of December 31, 2017 -

District	County	Site Name	Application Number	50-04 Date Received	Estimated State Grant (a)	Financial Hardship (b)
Garden Grove Unified	Orange	Edward Russell Elementary	57/66522-00-079	11/04/16	\$ 481,663	\$ -
Garden Grove Unified	Orange	Garden Grove High	57/66522-00-080	11/04/16	\$ 1,933,679	\$ -
Garden Grove Unified	Orange	Patton Elementary	57/66522-00-081	11/04/16	\$ 352,124	\$ -
Garden Grove Unified	Orange	Louis Lake Intermediate	57/66522-00-082	11/04/16	\$ 285,627	\$ -
Garden Grove Unified	Orange	Leroy L Doig Intermediate	57/66522-00-083	11/04/16	\$ 687,631	\$ -
Garden Grove Unified	Orange	Dwight D Eisenhower Elementary	57/66522-00-084	11/04/16	\$ 1,061,123	\$ -
Garden Grove Unified	Orange	Bolsa Grande High	57/66522-00-085	11/04/16	\$ 1,025,169	\$ -
Sonora Elementary	Tuolumne	Sonora Elementary	57/72371-00-004	11/08/16	\$ 1,360,167	\$ -
Sonora Elementary	Tuolumne	Sonora Elementary	57/72371-00-003	11/09/16	\$ 2,067,799	\$ -
Rosemead Elementary	Los Angeles	Janson Elementary	57/64931-00-010	11/16/16	\$ 2,582,808	\$ -
Rosemead Elementary	Los Angeles	Janson Elementary	57/64931-00-011	11/16/16	\$ 2,586,682	\$ -
Rosemead Elementary	Los Angeles	Encinita Elementary	57/64931-00-012	11/16/16	\$ 1,556,508	\$ -
Grossmont Union High	San Diego	Chaparral High	57/68130-00-025	11/17/16	\$ 2,162,636	\$ -
Santa Paula Unified	Ventura	Renaissance High	57/76828-00-001	11/17/16	\$ 735,739	\$ -
Azusa Unified	Los Angeles	Paramount Elementary	57/64279-00-018	11/18/16	\$ 2,861,302	\$ -
Culver City Unified	Los Angeles	El Marino Elementary	57/64444-00-015	11/18/16	\$ 1,354,409	\$ -
Duarte Unified	Los Angeles	Northview Intermediate	57/64469-00-011	11/22/16	\$ 3,232,275	\$ -
Alvord Unified	Riverside	Norte Vista Hihh	57/66977-00-015	11/22/16	\$ 2,222,641	\$ -
Traver Joint Elementary	Tulare	Traver Elementary	57/72223-00-002	11/22/16	\$ 105,143	\$ 70,096
Saddleback Valley Unified	Orange	Mission Viejo High	57/73635-00-038	11/23/16	\$ 4,096,931	\$ -
Saddleback Valley Unified	Orange	Trabuco Hills High	57/73635-00-039	11/29/16	\$ 2,199,511	\$ -
Santa Barbara Unified	Santa Barbara	La Colina Junior High	57/76786-00-009	11/29/16	\$ 964,894	\$ -
Princeton Joint Unified	Glenn	Princeton Junior-Senior High	57/62646-00-001	12/01/16	\$ 1,050,884	\$ -
Princeton Joint Unified	Glenn	Princeton Elementary	57/62646-00-002	12/01/16	\$ 344,816	\$ -
Placer Union High	Placer	Placer High	57/66894-00-010	12/01/16	\$ 3,190,203	\$ -
Torrance Unified	Los Angeles	Torrance High	57/65060-00-035	12/06/16	\$ 4,209,195	\$ -
Merced City Elementary	Merced	Hoover Middle	57/65771-00-012	12/07/16	\$ 3,805,712	\$ -
Stockton Unified	San Joaquin	Edison Senior High	57/68676-00-039	12/07/16	\$ 16,101,918	\$ -
Newport-Mesa Unified	Orange	Corona Del Mar High	57/66597-00-041	12/12/16	\$ 5,555,425	\$ -
Palm Springs Unified	Riverside	Raymond Cree Middle	57/67173-00-010	12/12/16	\$ 588,722	\$ -
Franklin-McKinley Elementary	Santa Clara	Franklin Elementary	57/69450-00-010	12/14/16	\$ 2,358,216	\$ -
Placer Union High	Placer	Del Oro High	57/66894-00-011	12/15/16	\$ 2,787,304	\$ -
Garden Grove Unified	Orange	Marie Hare Continuation High	57/66522-00-086	12/21/16	\$ 894,001	\$ -
Moreno Valley Unified	Riverside	Edgemont Elementary	57/67124-00-009	12/23/16	\$ 1,059,890	\$ -
Moreno Valley Unified	Riverside	Moreno Valley High	57/67124-00-010	12/23/16	\$ 1,667,764	\$ -
Alvord Unified	Riverside	Crista S. McAuliffe Elementary	57/66977-00-016	12/28/16	\$ 840,231	\$ -
Alvord Unified	Riverside	La Sierra High	57/66977-00-017	12/28/16	\$ 2,715,598	\$ -
Alvord Unified	Riverside	Foothill Elementary	57/66977-00-018	12/28/16	\$ 1,508,459	\$ -
Jurupa Unified	Riverside	Peralta Elementary	57/67090-00-009	12/29/16	\$ 690,106	\$ -
Folsom-Cordova Unified	Sacramento	Sundahl (Carl H.) Elementary	57/67330-21-005	01/06/17	\$ 1,900,623	\$ -
Woodville Elementary	Tulare	Woodville Elementary	57/72298-00-002	01/06/17	\$ 173,771	\$ 115,847

SFP APPLICATIONS  
 Modernization School Facilities Program  
 - Workload as of December 31, 2017 -

District	County	Site Name	Application Number	50-04 Date Received	Estimated State Grant (a)	Financial Hardship (b)
Lancaster Elementary	Los Angeles	Joshua Elementary	57/64667-00-008	01/11/17	\$ 1,514,346	\$ -
Hollister Elementary	San Benito	Cerra Vista Elementary	57/67470-00-001	01/11/17	\$ 1,097,653	\$ -
Hollister Elementary	San Benito	Calaveras Elementary	57/67470-00-002	01/11/17	\$ 1,120,146	\$ -
Torrance Unified	Los Angeles	North High	57/65060-00-036	01/12/17	\$ 2,283,123	\$ -
Corcoran Joint Unified	Kings	John Muir Middle	57/63891-00-011	01/13/17	\$ 2,251,630	\$ -
Merced City Elementary	Merced	Chenoweth Elementary	57/65771-00-013	01/17/17	\$ 1,341,801	\$ -
Merced City Elementary	Merced	Chenoweth Elementary	57/65771-00-014	01/17/17	\$ 667,044	\$ -
Rincon Valley Unioin Elementary	Sonoma	Binkley Elementary	57/70896-00-009	01/17/17	\$ 1,397,839	\$ -
Rincon Valley Unioin Elementary	Sonoma	Madrone Elementary	57/70896-00-010	01/17/17	\$ 592,830	\$ -
Colton Joint Unified	San Bernardino	Bloomington High	57/67686-00-024	01/18/17	\$ 1,674,492	\$ -
Pacific Elementary	Santa Cruz	Pacific Elementary	57/69781-00-001	01/20/17	\$ 47,565	\$ 31,710
Westside Union Elementary	Los Angeles	Cottonwood Elementary	57/65102-00-004	01/24/17	\$ 2,226,796	\$ -
Gridley Unified	Butte	Sycamore Middle	57/75507-00-001	01/24/17	\$ 669,187	\$ -
Gridley Unified	Butte	Sycamore Middle	57/75507-00-002	01/24/17	\$ 662,920	\$ -
Gridley Unified	Butte	Wilson Elementary	57/75507-00-003	01/24/17	\$ 995,603	\$ -
Gridley Unified	Butte	Wilson Elementary	57/75507-00-004	01/24/17	\$ 892,537	\$ -
Gridley Unified	Butte	McKinley Elementary	57/75507-00-005	01/24/17	\$ 1,397,840	\$ -
Pollock Pines Elementary	El Dorado	Pinewood Elementary	57/61960-00-001	01/25/17	\$ 1,147,329	\$ -
Pollock Pines Elementary	El Dorado	Sierra Ridge Middle	57/61960-00-002	01/25/17	\$ 1,339,531	\$ -
Atascadero Unified	San Luis Obispo	Santa Rosa Academy	57/68700-00-004	01/25/17	\$ 3,603,262	\$ -
Arvin Union Elementary	Kern	Haven Drive Middle	57/63313-00-001	01/26/17	\$ 1,572,811	\$ -
Pixley Union Elementary	Tulare	Pixley Union Elementary	57/72041-00-001	01/26/17	\$ 3,570,061	\$ 2,380,041
Atascadero Unified	San Luis Obispo	San Gabriel Elementary	57/68700-00-005	02/01/17	\$ 2,680,991	\$ -
San Carlos Elementary	San Mateo	Tierra Linda Middle	57/69021-00-011	02/01/17	\$ 4,135,922	\$ -
Jurupa Unified	Riverside	Ina Arbuckle Elementary	57/67090-00-010	02/03/17	\$ 2,565,897	\$ -
San Juan Unified	Sacramento	Citrus Heights Elementary	57/67447-00-061	02/03/17	\$ 310,415	\$ -
Corcoran Joint Unified	Kings	Mark Twain Elementary	57/63891-00-012	02/07/17	\$ 2,019,861	\$ -
Newcastle Elementary	Placer	Newcastle Elementary	57/66852-00-002	02/07/17	\$ 80,508	\$ 53,672
Grossmont Union High	San Diego	El Capitan High	57/68130-00-026	02/07/17	\$ 242,388	\$ -
Tahoe-Truckee Joint Unified	Placer	Kings Beach Elementary	57/66944-00-011	02/13/17	\$ 1,044,412	\$ -
Tahoe-Truckee Joint Unified	Placer	Glenshire Elementary	57/66944-00-013	02/13/17	\$ 1,042,848	\$ -
Tracy Unified	San Joaquin	South West Park Elementary	57/75499-00-011	02/14/17	\$ 2,659,552	\$ -
Azusa Unified	Los Angeles	Center Middle	57/64279-00-019	02/15/17	\$ 3,296,598	\$ -
Alameda Unified	Alameda	Alameda High	57/61119-01-001	02/23/17	\$ 1,679,127	\$ -
Banta Elementary	San Joaquin	Banta Elementary	57/68486-00-002	02/23/17	\$ 80,632	\$ 53,755
Sequoia Union Elementary	Tulare	Sequoia Elementary	57/72116-00-002	02/24/17	\$ 168,807	\$ 112,538
Jurupa Unified	Riverside	Jurupa Valley High	57/67090-00-011	02/27/17	\$ 1,595,262	\$ -
San Juan Unified	Sacramento	Bella Vista High	57/67447-00-062	02/27/17	\$ 741,237	\$ -
Southern Humboldt Joint Unified	Humboldt	South Fork High	57/63040-00-001	03/03/17	\$ 2,114,533	\$ -
Atascadero Unified	San Luis Obispo	Atascadero Junior High	57/68700-00-006	03/03/17	\$ 5,164,441	\$ -
Desert Sands Unified	Riverside	La Quinta Middle	57/67058-00-019	03/06/17	\$ 2,566,440	\$ -

SFP APPLICATIONS  
 Modernization School Facilities Program  
 - Workload as of December 31, 2017 -

District	County	Site Name	Application Number	50-04 Date Received	Estimated State Grant (a)	Financial Hardship (b)
Palm Springs Unified	Riverside	Agua Caliente Elementary	57/67173-00-011	03/07/17	\$ 1,179,108	\$ -
Sierra Sands Unified	Kern	Burroughs High	57/73742-00-009	03/07/17	\$ 8,093,864	\$ 5,395,909
San Ramon Valley Unified	Contra Costa	Bollinger Canyon Elementary	57/61804-00-026	03/13/17	\$ 502,912	\$ -
San Ramon Valley Unified	Contra Costa	Los Cerros Middle	57/61804-00-027	03/13/17	\$ 1,001,109	\$ -
Sierra Sands Unified	Kern	Murray Middle	57/73742-00-010	03/13/17	\$ 4,810,926	\$ 3,207,284
Azusa Unified	Los Angeles	Slauson Middle	57/64279-00-020	03/15/17	\$ 4,694,932	\$ -
San Ramon Valley Unified	Contra Costa	Pine Valley Middle	57/61804-00-028	03/16/17	\$ 858,187	\$ -
San Ramon Valley Unified	Contra Costa	Tassajara Hills Elementary	57/61804-00-029	03/16/17	\$ 670,550	\$ -
Dinuba Unified	Tulare	Dinuba High	57/75531-00-013	03/16/17	\$ 840,068	\$ 560,046
Dinuba Unified	Tulare	Jefferson Elementary	57/75531-00-014	03/16/17	\$ 190,260	\$ 126,840
Dinuba Unified	Tulare	Lincoln Elementary	57/75531-00-015	03/16/17	\$ 100,240	\$ 66,827
Torrance Unified	Los Angeles	Calle Mayor Middle School	57/65060-00-037	03/22/17	\$ 1,326,473	\$ -
Downey Unified	Los Angeles	Stauffer Middle	57/64451-00-029	03/23/17	\$ 7,237,121	\$ -
Central Elementary	San Bernardino	Dona Merced Elementary	57/67645-00-006	03/28/17	\$ 700,193	\$ -
Central Elementary	San Bernardino	Bear Gulch Elementary	57/67645-00-007	03/28/17	\$ 826,805	\$ -
Clovis Unified	Fresno	Red Bank Elementary	57/62117-00-055	04/04/17	\$ 3,090,137	\$ -
Twin Rivers Unified	Sacramento	Frontier Elementary	57/76505-00-042	04/05/17	\$ 798,413	\$ -
Twin Rivers Unified	Sacramento	Castori Elementary	57/76505-00-043	04/05/17	\$ 625,660	\$ -
Twin Rivers Unified	Sacramento	Northwood Elementary	57/76505-00-044	04/05/17	\$ 676,898	\$ -
Potter Valley Community Unified	Mendocino	Potter Valley High	57/73866-00-001	04/07/17	\$ 1,812,691	\$ -
Scotts Valley Unified	Santa Cruz	Scotts Valley Middle	57/75432-00-002	04/20/17	\$ 4,228,965	\$ -
Central Elementary	San Bernardino	Central Elementary	57/67645-00-008	04/24/17	\$ 809,201	\$ -
Menlo Park City Elementary	San Mateo	Laurel Elementary	57/68965-00-006	04/24/17	\$ 1,812,907	\$ -
Fullerton Joint Union High	Orange	Sunny Hills High	57/66514-00-016	04/26/17	\$ 2,230,396	\$ -
San Francisco Unified	San Francisco	Redding Elementary	57/68478-79-004	04/26/17	\$ 1,649,358	\$ -
San Benito High	San Benito	San Benito High	57/67538-00-002	04/27/17	\$ 1,033,724	\$ -
San Benito High	San Benito	San Benito High	57/67538-00-003	04/27/17	\$ 3,781,733	\$ -
San Benito High	San Benito	San Benito High	57/67538-00-004	04/27/17	\$ 797,124	\$ -
Snowline Joint Unified	San Bernardino	Pinon Hills Elementary	57/73957-00-001	05/01/17	\$ 307,916	\$ 205,278
Snowline Joint Unified	San Bernardino	Serrano High	57/73957-00-002	05/01/17	\$ 1,802,099	\$ 1,201,400
Snowline Joint Unified	San Bernardino	Baldy Elementary	57/73957-00-003	05/01/17	\$ 542,518	\$ 361,679
Snowline Joint Unified	San Bernardino	Chaparral Continuation High	57/73957-00-004	05/01/17	\$ 126,468	\$ 84,312
Snowline Joint Unified	San Bernardino	Phelan Elementary	57/73957-00-005	05/01/17	\$ 390,288	\$ 260,192
Snowline Joint Unified	San Bernardino	Quail Valley Middle	57/73957-00-006	05/01/17	\$ 235,451	\$ 156,967
Snowline Joint Unified	San Bernardino	Wrightwood Elementary	57/73957-00-007	05/01/17	\$ 258,119	\$ 172,080
Snowline Joint Unified	San Bernardino	Pinon Mesa Middle	57/73957-00-008	05/01/17	\$ 515,478	\$ 343,652
Escalon Unified	San Joaquin	Escalon High	57/68502-00-003	05/04/17	\$ 195,585	\$ -
Taft City Elementary	Kern	Lincoln Junior High	57/63800-00-007	05/09/17	\$ 3,922,144	\$ -
Konocti Unified	Lake	Lower Lake High	57/64022-00-010	05/09/17	\$ 759,579	\$ -
Konocti Unified	Lake	Lower Lake Elementary	57/64022-00-011	05/09/17	\$ 702,458	\$ -
Kern High	Kern	Foothill High	57/63529-00-011	05/17/17	\$ 1,668,200	\$ -

SFP APPLICATIONS  
 Modernization School Facilities Program  
 - Workload as of December 31, 2017 -

District	County	Site Name	Application Number	50-04 Date Received	Estimated State Grant (a)	Financial Hardship (b)
Pomona Unified	Los Angeles	Fremont Academy	57/64907-00-031	05/23/17	\$ 190,358	\$ -
San Jacinto Unified	Riverside	De Anza Elementary	57/67249-00-006	05/23/17	\$ 2,730,216	\$ -
San Jacinto Unified	Riverside	Park Hill	57/67249-00-007	05/23/17	\$ 2,557,969	\$ -
San Ramon Valley Unified	Contra Costa	Iron Horse Middle	57/61804-00-030	05/26/17	\$ 903,361	\$ -
Whittier City Elementary	Los Angeles	Dexter Middle	57/65110-00-013	06/02/17	\$ 5,030,095	\$ -
Los Angeles Unified	Los Angeles	Drew (Charles) Middle	57/64733-00-600	06/06/17	\$ 4,199,849	\$ -
Los Angeles Unified	Los Angeles	Kittridge Elementary	57/64733-00-601	06/06/17	\$ 1,095,503	\$ -
Los Angeles Unified	Los Angeles	Hamasaki (Riggin) Elementary	57/64733-00-602	06/06/17	\$ 1,287,581	\$ -
Los Angeles Unified	Los Angeles	Loyola Village Elementary	57/64733-00-603	06/06/17	\$ 1,649,253	\$ -
Los Angeles Unified	Los Angeles	Graham Elementary	57/64733-00-610	06/06/17	\$ 3,852,882	\$ -
Los Angeles Unified	Los Angeles	Tenth Street Elementary	57/64733-00-611	06/06/17	\$ 3,555,182	\$ -
Los Angeles Unified	Los Angeles	Belmont Senior High	57/64733-11-013	06/06/17	\$ 1,992,944	\$ -
Los Angeles Unified	Los Angeles	Loreto Street Elementary	57/64733-00-604	06/12/17	\$ 969,228	\$ -
Los Angeles Unified	Los Angeles	West Vernon Avenue Elementary	57/64733-00-605	06/12/17	\$ 3,129,659	\$ -
Los Angeles Unified	Los Angeles	Alphonso B Perez Special Education Center	57/64733-00-606	06/12/17	\$ 2,182,080	\$ -
Los Angeles Unified	Los Angeles	Loren Miller Elementary	57/64733-00-607	06/12/17	\$ 2,062,559	\$ -
Los Angeles Unified	Los Angeles	Marvin Elementary	57/64733-00-608	06/12/17	\$ 1,761,910	\$ -
Los Angeles Unified	Los Angeles	Fairfax Senior High	57/64733-00-609	06/12/17	\$ 2,391,709	\$ -
Cucamonga Elementary	San Bernardino	The Ontario Center	57/67694-00-004	06/15/17	\$ 2,691,763	\$ -
Ackerman Elementary	Placer	Bowman Elementary	57/66761-00-004	06/16/17	\$ 2,019,694	\$ -
Ceres Unified	Stanislaus	Ceres High	57/71043-00-014	06/19/17	\$ 1,693,230	\$ -
Los Angeles Unified	Los Angeles	Burton Street Elementary	57/64733-00-612	06/20/17	\$ 2,776,042	\$ -
Los Angeles Unified	Los Angeles	State Street Elementary	57/64733-00-613	06/20/17	\$ 2,176,320	\$ -
Los Angeles Unified	Los Angeles	Sherman Oaks Center for Enriched Studies	57/64733-00-614	06/20/17	\$ 2,125,578	\$ -
Los Angeles Unified	Los Angeles	Parthenia Street Elementary	57/64733-00-615	06/20/17	\$ 2,387,217	\$ -
Los Angeles Unified	Los Angeles	James Monroe High	57/64733-00-616	06/20/17	\$ 1,784,276	\$ -
Los Angeles Unified	Los Angeles	Robert Louis Stevenson Middle	57/64733-05-017	06/20/17	\$ 1,225,590	\$ -
Los Angeles Unified	Los Angeles	Montague Charter Academy	57/64733-38-023	06/20/17	\$ 1,849,493	\$ -
Twin Rivers Unified	Sacramento	Foothill High	57/76505-00-045	06/21/17	\$ 215,624	\$ -
Twin Rivers Unified	Sacramento	Sierra View Elementary	57/76505-00-046	06/21/17	\$ 645,285	\$ -
Twin Rivers Unified	Sacramento	Woodlake Elementary	57/76505-00-047	06/21/17	\$ 936,133	\$ -
Twin Rivers Unified	Sacramento	Orchard Elementary	57/76505-00-048	06/21/17	\$ 677,836	\$ -
Twin Rivers Unified	Sacramento	Pioneer Elementary	57/76505-00-049	06/21/17	\$ 666,093	\$ -
Twin Rivers Unified	Sacramento	D. W. Babcock Elementary	57/76505-02-001	06/21/17	\$ 12,100	\$ -
Twin Rivers Unified	Sacramento	Hazel Strauch Elementary	57/76505-02-002	06/21/17	\$ 953,771	\$ -
Twin Rivers Unified	Sacramento	Hagginwood Elementary	57/76505-02-003	06/21/17	\$ 477,469	\$ -
Fullerton Joint Union High	Orange	Troy High	57/66514-00-017	06/22/17	\$ 3,425,704	\$ -
Jurupa Unified	Riverside	Rubidoux High	57/67090-00-012	06/22/17	\$ 4,876,717	\$ -
San Ramon Valley Unified	Contra Costa	Charlotte Wood Middle	57/61804-00-031	06/29/17	\$ 1,162,640	\$ -
Los Angeles Unified	Los Angeles	Elizabeth Learning Center	57/64733-00-617	07/06/17	\$ 1,635,587	\$ -
Los Angeles Unified	Los Angeles	Sylmar Senior High	57/64733-00-618	07/06/17	\$ 3,027,167	\$ -

SFP APPLICATIONS  
 Modernization School Facilities Program  
 - Workload as of December 31, 2017 -

District	County	Site Name	Application Number	50-04 Date Received	Estimated State Grant (a)	Financial Hardship (b)
Los Angeles Unified	Los Angeles	Griffith Middle	57/64733-00-619	07/06/17	\$ 3,023,576	\$ -
Chaffey Joint Union High	San Bernardino	Rancho Cucamonga High	57/67652-00-004	07/12/17	\$ 9,398,565	\$ -
Gustine Unified	Stanislaus	Gustine High	57/73619-00-005	07/13/17	\$ 1,279,608	\$ -
Brawley Elementary	Imperial	Barbara Worth Junior High	57/63073-00-003	07/14/17	\$ 1,076,419	\$ -
Chaffey Joint Union High	San Bernardino	Etiwanda High	57/67652-00-005	07/14/17	\$ 19,425,446	\$ -
La Habra City Elementary	Orange	Walnut Elementary	57/66563-00-009	07/17/17	\$ 2,669,971	\$ -
Lincoln Unified	San Joaquin	Claudia Landeen Elementary	57/68569-00-016	07/17/17	\$ 1,012,180	\$ -
Lincoln Unified	San Joaquin	Lincoln Elementary	57/68569-00-017	07/17/17	\$ 798,973	\$ -
Los Angeles Unified	Los Angeles	Hoover Street Elementary	57/64733-00-620	07/18/17	\$ 2,493,434	\$ -
Los Angeles Unified	Los Angeles	Griffin Avenue Elementary	57/64733-00-621	07/18/17	\$ 1,748,486	\$ -
Los Angeles Unified	Los Angeles	El Sereno Middle	57/64733-34-016	07/18/17	\$ 467,371	\$ -
Los Angeles Unified	Los Angeles	Reseda High	57/64733-39-008	07/18/17	\$ 1,622,731	\$ -
Central Union High	Imperial	Southwest High	57/63115-00-003	07/25/17	\$ 2,983,443	\$ -
Los Angeles Unified	Los Angeles	Kennedy (John F.) High	57/64733-00-622	07/25/17	\$ 1,378,141	\$ -
Los Angeles Unified	Los Angeles	Hale Charter School Academy	57/64733-00-623	07/25/17	\$ 4,231,576	\$ -
Los Angeles Unified	Los Angeles	Dana (Richard Henry) Middle	57/64733-20-019	07/25/17	\$ 1,049,442	\$ -
Larkspur Elementary	Marin	Hall Middle	57/65367-00-006	07/26/17	\$ 855,664	\$ -
Santa Paula Unified	Ventura	McKevett Elementary	57/76828-00-002	07/26/17	\$ 1,300,289	\$ -
Torrance Unified	Los Angeles	Bert M. Lynn Middle	57/65060-00-038	07/28/17	\$ 741,833	\$ -
Torrance Unified	Los Angeles	Edison Elementary	57/65060-00-039	07/28/17	\$ 326,165	\$ -
Torrance Unified	Los Angeles	Evelyn Carr Elementary	57/65060-00-040	07/28/17	\$ 73,359	\$ -
Torrance Unified	Los Angeles	Casimir Middle	57/65060-00-041	07/28/17	\$ 274,729	\$ -
Torrance Unified	Los Angeles	Jefferson Middle	57/65060-00-042	07/28/17	\$ 811,892	\$ -
Temecula Valley Unified	Riverside	Temecula Elementary	57/75192-00-008	07/28/17	\$ 712,375	\$ -
Twin Rivers Unified	Sacramento	Noralto Elementary	57/76505-00-050	07/28/17	\$ 912,660	\$ -
Torrance Unified	Los Angeles	Riviera Elementary	57/65060-00-043	07/31/17	\$ 522,319	\$ -
Los Angeles Unified	Los Angeles	White Point Elementary	57/64733-00-624	08/01/17	\$ 1,863,739	\$ -
Placer Union High	Placer	Placer High	57/66894-00-012	08/01/17	\$ 464,452	\$ -
Torrance Unified	Los Angeles	Towers Elementary	57/65060-00-044	08/02/17	\$ 654,453	\$ -
Sequoia Union High	San Mateo	Redwood High	57/69062-00-037	08/03/17	\$ 560,989	\$ -
Los Angeles Unified	Los Angeles	Chatsworth Senior High	57/64733-00-625	08/08/17	\$ 1,777,658	\$ -
Los Angeles Unified	Los Angeles	Leland Street Elementary	57/64733-00-626	08/08/17	\$ 811,630	\$ -
Los Angeles Unified	Los Angeles	Van Nuys Elementary	57/64733-00-627	08/08/17	\$ 2,651,877	\$ -
Los Angeles Unified	Los Angeles	Stagg Street Elementary	57/64733-00-628	08/08/17	\$ 1,593,293	\$ -
Azusa Unified	Los Angeles	Henry Dalton Elementary	57/64279-00-021	08/11/17	\$ 2,870,170	\$ -
Porterville Unified	Tulare	Porterville High	57/75523-00-015	08/11/17	\$ 6,176,901	\$ -
Porterville Unified	Tulare	Monache High	57/75523-00-016	08/11/17	\$ 3,199,635	\$ -
Larkspur Elementary	Marin	Neil Cummins Elementary	57/65367-00-007	08/14/17	\$ 754,398	\$ -
Rincon Valley Union Elementary	Sonoma	Village Elementary Charter	57/70896-00-011	08/14/17	\$ 1,634,597	\$ -
Los Angeles Unified	Los Angeles	Coldwater Canyon Elementary	57/64733-00-629	08/16/17	\$ 2,719,964	\$ -
Los Angeles Unified	Los Angeles	San Fernando Senior High	57/64733-73-005	08/16/17	\$ 4,443,145	\$ -



SFP APPLICATIONS  
 Modernization School Facilities Program  
 - Workload as of December 31, 2017 -

District	County	Site Name	Application Number	50-04 Date Received	Estimated State Grant (a)	Financial Hardship (b)
Escondido Union	San Diego	Quantum Academy	57/68098-00-013	08/16/17	\$ 985,189	\$ -
Merced River Union Elementary	Merced	Washington Elementary	57/73726-00-001	08/17/17	\$ 112,778	\$ 75,186
Fortuna Union High	Humboldt	Fortuna Union High	58/62810-00-001*	08/17/17	\$ 2,713,111	\$ -
McSwain Union Elementary	Merced	McSwain Elementary	57/65763-00-003	08/18/17	\$ 161,469	\$ 107,646
Natomas Unified	Sacramento	Natomas Pacific Pathways Prep Middle	57/75283-00-004	08/18/17	\$ 2,479,644	\$ -
Caruthers Unified	Fresno	Caruthers High	57/75598-00-003	08/21/17	\$ 2,758,739	\$ -
Burbank Unified	Los Angeles	Thomas Jefferson Elementary	57/64337-00-018	08/22/17	\$ 138,270	\$ -
Irvine Unified	Orange	Santiago Hills Elementary	57/73650-00-021	08/23/17	\$ 335,448	\$ -
Irvine Unified	Orange	College Park Elementary	57/73650-00-022	08/23/17	\$ 470,630	\$ -
Irvine Unified	Orange	Culverdale Elementary	57/73650-00-023	08/23/17	\$ 597,498	\$ -
Washington Unified	Fresno	West Fresno Elementary	57/76778-00-004	08/29/17	\$ 688,283	\$ -
Los Angeles Unified	Los Angeles	Markham (Edwin) Middle	57/64733-00-630	08/30/17	\$ 1,804,655	\$ -
Los Angeles Unified	Los Angeles	Bell Senior High	57/64733-00-631	08/30/17	\$ 2,084,470	\$ -
Sacramento City Unified	Sacramento	Kit Carson Middle	57/67439-00-075	08/30/17	\$ 38,707	\$ -
Rincon Valley Union Elementary	Sonoma	Matanzas Elementary	57/70896-00-012	08/31/17	\$ 666,550	\$ -
Central Union Elementary	Kings	Akers Elementary	57/63883-00-001	09/01/17	\$ 434,796	\$ 289,864
Torrance Unified	Los Angeles	West High	57/65060-00-045	09/01/17	\$ 3,338,116	\$ -
Palo Verde Union Elementary	Tulare	Palo Verde Elementary	57/72033-00-002	09/01/17	\$ 30,247	\$ 20,164
Twin Rivers Unified	Sacramento	Kohler Elementary	57/76505-00-051	09/05/17	\$ 385,233	\$ -
North Monterey County Unified	Monterey	North Monterey County High	57/73825-00-010	09/07/17	\$ 3,519,183	\$ -
Sweetwater Union High	San Diego	Sweetwater High	57/68411-00-043	09/08/17	\$ 3,597,141	\$ -
Sweetwater Union High	San Diego	Hilltop Middle	57/68411-00-044	09/08/17	\$ 1,611,256	\$ -
Sweetwater Union High	San Diego	Chula Vista Senior High	57/68411-00-045	09/08/17	\$ 3,194,421	\$ -
Sweetwater Union High	San Diego	Mar Vista Middle	57/68411-00-046	09/08/17	\$ 1,406,447	\$ -
Sweetwater Union High	San Diego	Mar Vista Senior High	57/68411-00-047	09/08/17	\$ 2,037,649	\$ -
Sweetwater Union High	San Diego	Castle Park Senior High	57/68411-00-048	09/08/17	\$ 2,157,524	\$ -
Twin Rivers Unified	Sacramento	Woodridge Elementary	57/76505-00-052	09/08/17	\$ 573,298	\$ -
Twin Rivers Unified	Sacramento	Pacific Career and Technology High	57/76505-00-053	09/08/17	\$ 2,323,049	\$ -
Twin Rivers Unified	Sacramento	Grant Union High	57/76505-00-054	09/08/17	\$ 1,915,763	\$ -
Los Angeles Unified	Los Angeles	Robert Frost Middle	57/64733-00-632	09/13/17	\$ 5,038,547	\$ -
Los Angeles Unified	Los Angeles	Hart Street Elementary	57/64733-00-633	09/13/17	\$ 676,654	\$ -
Los Angeles Unified	Los Angeles	Alta Loma Elementary	57/64733-10-003	09/13/17	\$ 820,154	\$ -
Escondido Union	San Diego	Mission Middle	57/68098-00-014	09/14/17	\$ 3,201,633	\$ -
Weaver Union	Merced	Weaver Middle	57/65862-00-002	09/15/17	\$ 2,210,240	\$ -
Los Angeles Unified	Los Angeles	Capistrano Avenue Elementary	57/64733-00-634	09/20/17	\$ 1,204,765	\$ -
Newport-Mesa Unified	Orange	Roy O. Andersen Elementary	57/66597-00-042	09/20/17	\$ 255,268	\$ -
Burbank Unified	Los Angeles	Bret Harte Elementary	57/64337-00-019	09/21/17	\$ 138,270	\$ -
Victor Elementary	San Bernardino	Village Elementary	57/67918-00-006	09/25/17	\$ 871,723	\$ -
Victor Elementary	San Bernardino	Mojave Vista Elementary	57/67918-00-007	09/25/17	\$ 904,696	\$ -
Yreka Union High	Siskiyou	Yreka High	57/70516-00-003	09/25/17	\$ 750,864	\$ 500,576
Maple Elementary	Kern	Maple Elementary	57/63610-00-003	09/29/17	\$ 1,658,089	\$ 1,105,393

SFP APPLICATIONS  
 Modernization School Facilities Program  
 - Workload as of December 31, 2017 -

District	County	Site Name	Application Number	50-04 Date Received	Estimated State Grant (a)	Financial Hardship (b)
Norwalk-La Mirada Unified	Los Angeles	John H. Glenn High	57/64840-00-027	10/04/17	\$ 1,520,177	\$ -
Norwalk-La Mirada Unified	Los Angeles	Corvallis Middle	57/64840-00-028	10/06/17	\$ 1,587,197	\$ -
Norwalk-La Mirada Unified	Los Angeles	Reginald M. Benton Middle	57/64840-00-029	10/06/17	\$ 784,751	\$ -
Los Angeles Unified	Los Angeles	Emelita Street Elementary	57/64733-00-635	10/11/17	\$ 1,075,775	\$ -
Escondido Union	San Diego	Orange Glen Elementary	57/68098-00-015	10/12/17	\$ 2,211,945	\$ -
Firebaugh-Las Deltas Joint Unified	Fresno	Arthur E. Mills Intermediate	57/73809-00-005	10/12/17	\$ 937,217	\$ -
Cutler-Orosi Joint Unified	Tulare	Orosi High	57/71860-00-009	10/16/17	\$ 505,872	\$ 337,248
Burbank Unified	Los Angeles	R. L. Stevenson Elementary	57/64337-00-020	10/17/17	\$ 605,944	\$ -
Los Angeles Unified	Los Angeles	Palms Middle	57/64733-00-636	10/17/17	\$ 3,047,951	\$ -
Southern Humboldt Joint Unified	Humboldt	Redway Elementary	57/63040-00-002	10/18/17	\$ 1,701,739	\$ -
Newhall Elementary	Los Angeles	Peachland Avenue Elementary	57/64832-00-005	10/19/17	\$ 1,460,819	\$ -
Columbia Elementary	Shasta	Columbia Elementary	57/69948-00-002	10/20/17	\$ 2,262,817	\$ -
Los Angeles Unified	Los Angeles	Broadous Elementary	57/64733-00-637	10/25/17	\$ 713,401	\$ -
Anaheim Union High	Orange	Anaheim High	57/66431-00-016	10/25/17	\$ 6,422,590	\$ -
Anaheim Union High	Orange	Cypress High	57/66431-00-017	10/25/17	\$ 3,942,420	\$ -
West Contra Costa Unified	Contra Costa	El Cerrito Senior High	58/61796-00-011*	10/25/17	\$ 204,935	\$ -
Downey Unified	Los Angeles	Rio Hondo Elementary	57/64451-00-030	10/27/17	\$ 1,879,657	\$ -
San Marcos Unified	San Diego	Alvin M. Dunn Elementary	57/73791-00-006	10/31/17	\$ 749,808	\$ -
Plumas Unified	Plumas	Quincy Elementary	58/66969-00-002	10/31/17	\$ 807,391	\$ -
Los Angeles Unified	Los Angeles	Olive Vista Middle	57/64733-00-638	11/01/17	\$ 6,669,152	\$ -
San Benito High	San Benito	San Benito High	57/67538-00-005	11/01/17	\$ 8,893,601	\$ -
Los Angeles Unified	Los Angeles	Olive Vista Middle	58/64733-00-002*	11/01/17	\$ 3,161,017	\$ -
San Benito High	San Benito	San Benito High	57/67538-00-006	11/03/17	\$ 11,291,330	\$ -
San Marcos Unified	San Diego	Alvin M. Dunn Elementary	57/73791-00-007	11/03/17	\$ 2,716,054	\$ -
Sierra Sands Unified	Kern	James Monroe Junior High	58/73742-00-004	11/03/17	\$ 353,872	\$ -
Antelope Valley Union High	Los Angeles	Antelope Valley High	58/64246-00-001	11/08/17	\$ 842,942	\$ -
Jurupa Unified	Riverside	Mission Bell Elementary	57/67090-00-013	11/09/17	\$ 1,435,563	\$ -
Chaffey Joint Union High	San Bernardino	Chaffey High	57/67652-00-006	11/09/17	\$ 21,161,925	\$ -
Armona Union Elementary	Kings	Armona Elementary	57/63875-00-002	11/13/17	\$ 366,389	\$ 244,260
Romoland Elementary	Riverside	Romoland Elementary	57/67231-00-002	11/14/17	\$ 2,021,328	\$ -
Visalia Unified	Tulare	Mineral King Elementary	57/72256-00-022	11/16/17	\$ 4,085,803	\$ -
Muroc Joint Unified	Kern	Bailey Avenue Elementary	57/63685-00-009	11/22/17	\$ 348,035	\$ 232,023
Elk Grove Unified	Sacramento	Franklin High	57/67314-00-020	11/28/17	\$ 1,131,367	\$ -
San Jacinto Unified	Riverside	San Jacinto High	57/67249-00-008	11/29/17	\$ 2,089,406	\$ -
Corona-Norco Unified	Riverside	Centennial High	57/67033-00-017	11/30/17	\$ 1,344,548	\$ -
Fullerton Joint Union High	Orange	Fullerton Union High	57/66514-00-018	12/01/17	\$ 981,045	\$ -
Millville Elementary	Shasta	Millville Elementary	57/70052-00-003	12/04/17	\$ 678,155	\$ 452,103
Los Angeles Unified	Los Angeles	La Salle Avenue Elementary	57/64733-00-639	12/05/17	\$ 3,367,284	\$ -
Elk Grove Unified	Sacramento	Laguna Creek High	57/67314-00-021	12/05/17	\$ 3,491,746	\$ -
Buena Park Elementary	Orange	Buena Park Junior High	57/66456-00-008	12/07/17	\$ 2,068,018	\$ -
Buena Park Elementary	Orange	Carl E. Gilbert Elementary	57/66456-00-009	12/07/17	\$ 1,114,370	\$ -

SFP APPLICATIONS  
 Modernization School Facilities Program  
 - Workload as of December 31, 2017 -

District	County	Site Name	Application Number	50-04 Date Received	Estimated State Grant (a)	Financial Hardship (b)
Buena Park Elementary	Orange	James A. Whitaker Elementary	57/66456-00-010	12/07/17	\$ 1,570,372	\$ -
Buena Park Elementary	Orange	Charles G. Emery Elementary	57/66456-00-011	12/07/17	\$ 997,188	\$ -
Buena Park Elementary	Orange	Mabel L. Pendleton Elementary	57/66456-00-012	12/07/17	\$ 1,104,993	\$ -
Centralia Elementary	Orange	Centralia Elementary	57/66472-00-010	12/07/17	\$ 1,644,013	\$ -
San Bernardino City Unified	San Bernardino	Muscoy Elementary	57/67876-00-106	12/07/17	\$ 509,155	\$ -
Escondido Union Elementary	San Diego	Mission Middle	58/68098-00-001	12/07/17	\$ 470,400	\$ -
San Ysidro Elementary	San Diego	Smythe Elementary	57/68379-00-002	12/07/17	\$ 3,108,949	\$ -
San Ysidro Elementary	San Diego	La Mirada Elementary	57/68379-00-003	12/07/17	\$ 2,652,962	\$ -
Santa Ynez Valley Union High	Santa Barbara	Santa Ynez Valley Union High	57/69328-00-001	12/07/17	\$ 9,557,589	\$ -
Buena Park Elementary	Orange	Arthur F. Corey Elementary	57/66456-00-013	12/15/17	\$ 1,132,892	\$ -
Buena Park Elementary	Orange	Gordon H. Beatty Elementary	57/66456-00-014	12/15/17	\$ 1,300,307	\$ -
Trinity Alps Unified	Trinity	Trinity High	57/76513-00-001	12/15/17	\$ 3,719,508	\$ -
Downey Unified	Los Angeles	Gauldin Elementary	57/64451-00-031	12/18/17	\$ 1,809,488	\$ -
San Marino Unified	Los Angeles	Huntington Middle	57/64964-00-008	12/20/17	\$ 2,431,828	\$ -
Del Mar Union Elementary	San Diego	Carmel Del Mar Elementary	57/68056-00-004	12/22/17	\$ 2,376,647	\$ -
Solano County Office of Education	Solano	Irene Larsen Center	58/10488-00-001	12/22/17	\$ 80,743	\$ -
Lowell Joint	Los Angeles	Olita Elementary	57/64766-00-001	12/26/17	\$ 3,060,024	\$ -
Muroc Joint Unified	Kern	Desert Junior Senior High	58/63685-00-001*	12/27/17	\$ 272,782	\$ -
Irvine Unified	Orange	Stone Creek Elementary	57/73650-00-024	12/26/17	\$ 1,411,210	\$ -
Hayward Unified	Alameda	Hayward High	57/61192-00-003	12/28/17	\$ 9,871,566	\$ -
Hayward Unified	Alameda	Tennyson High	57/61192-00-004	12/28/17	\$ 2,954,628	\$ -
Hayward Unified	Alameda	Mt Eden High	57/61192-00-005	12/28/17	\$ 10,564,457	\$ -
					<b>\$ 1,164,677,301</b>	<b>\$ 45,406,294</b>
					<b>\$</b>	<b>1,210,083,595</b>

<b>MODERNIZATION FUNDING SUBTOTALS</b>	<b>\$ 1,155,770,108</b>	<b>\$ 45,406,294</b>
<b>MODERNIZATION FACILITY HARDSHIP - NON SEISMIC</b>	<b>\$ 2,828,130</b>	<b>\$ -</b>
<b>TOTAL MODERNIZATION FUNDING</b>	<b>\$</b>	<b>1,204,004,532</b>
<b>MODERNIZATION FACILITY HARDSHIP - SEISMIC</b>	<b>\$ 6,079,063</b>	<b>\$ -</b>

(a) Represents estimated 60% state share of project including excessive cost grants. Sesimic Mitigation Program projects represents the estimated 50% state share of project. Amounts shown have not been reviewed by OPSC for compliance with all School Facility Program requirements.

(b) Represents estimated financial hardship. Amounts shown have not been reviewed by OPSC for compliance with all School Facility Program requirements.

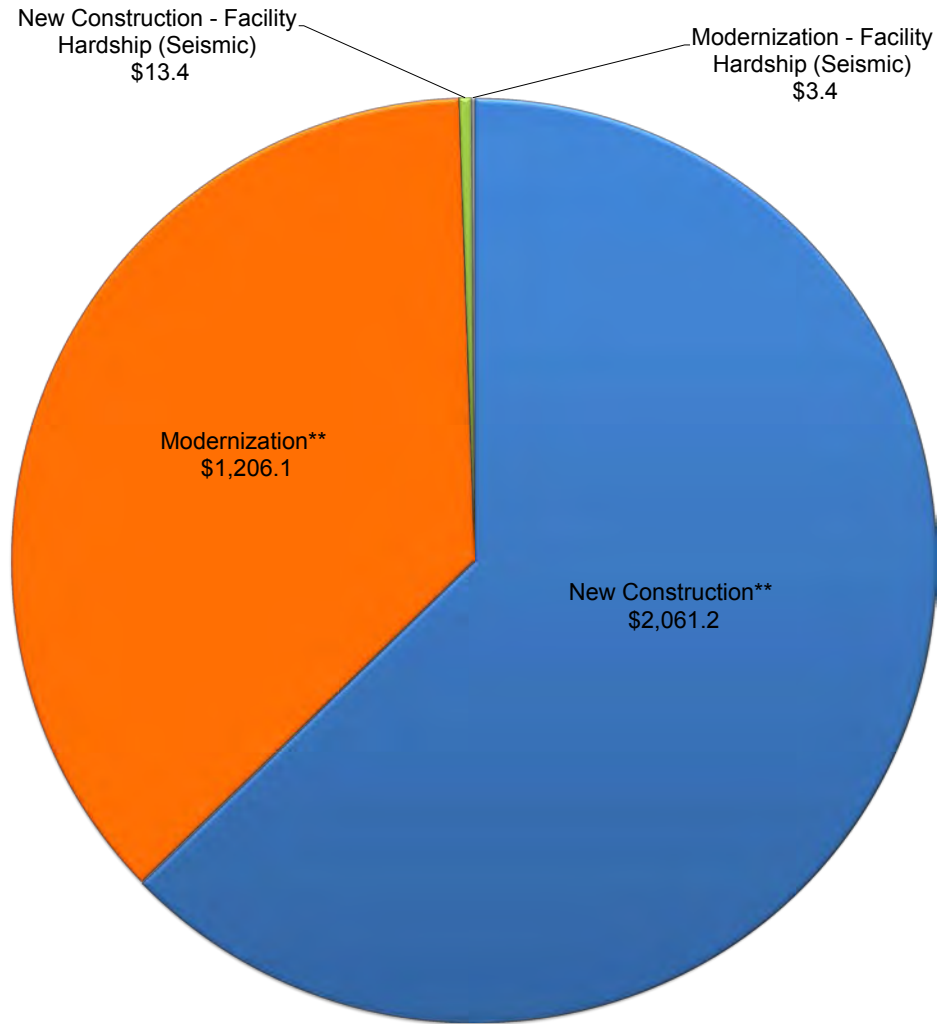
\*Facility Hardship project requesting Seismic Mitigation Program funding.

SFP APPLICATIONS  
 Overcrowding Relief Grant - School Facilities Program  
 - Workload as of December 31, 2017 -

District	County	Site	Application Number	50-04 Date Received	ORG State Share	Status
Covina Valley Unified	Riverside	Sierra Vista Middle	56/64436-01-001*	7/29/2013	\$ 4,311,517	Beyond Authority
Chaffey Joint Union	San Bernardino	Ontario High	56/67652-00-003*	7/25/2013	\$ 8,739,582	Beyond Authority
					<b>\$ 13,051,099</b>	

\* Overcrowding Relief Grant applications received by OPSC for the 2013 Filing Round. OPSC has not yet reviewed the total grant requested and the total number of projects exceed available bond authority. Placement on this list does not confirm funding.

**School Facility Program Applications within Bond Authority\***  
**- in millions of dollars, as of December 31, 2017-**



\*The projects on this report only represents completed applications that are awaiting Office of Public School Construction (OPSC) processing and scheduling to the State Allocation Board. It does not reflect the OPSC's complete workload or guarantee the project is within available bond authority.

\*\* Includes Facility Hardship Non-Seismic applications.

This list includes future workload that is identified as:

- Pending reflects workload that has been processed by OPSC but awaiting further information/documentation from the district.
- Reviewing reflects currently being processed by OPSC.

**INFORMATION ITEM**

**FACILITY HARDSHIP/REHABILITATION APPROVALS WITHOUT  
FUNDING**

**As of December 6, 2017**

**FACILITY HARDSHIP/REHABILITATION APPROVALS WITHOUT FUNDING**

As of December 6, 2017 State Allocation Board

**FACILITY HARDSHIP**

<i>School District</i>	<i>County</i>	<i>Program</i>	<i>Application Number</i>	<i>School Site Name</i>	<i>SAB Approval Date</i>	<i>Funding Application Due Date</i>	<i>Estimated State Grant</i>
Somis Union	Ventura	Facility Hardship	51/72611-00-001	Somis Elementary	10/17/2016	9/20/2018	TBD
Burnt Ranch Elementary	Trinity	Facility Hardship	51/71662-00-001	Burnt Ranch Elementary	8/23/2017	4/23/2019	\$ 7,992,130**
Mountain Valley USD	Trinity	Facility Hardship	51/75028-00-001	Hayfork Elementary	8/23/2017	4/23/2019	\$ 6,003,434**
Mountain Valley USD	Trinity	Facility Hardship	51/75028-00-002	Hayfork High	8/23/2017	4/23/2019	\$ 7,925,667**
<b>Estimated Total Need (State Share)</b>							\$ 26,500,137

**REHABILITATION**

<i>School District</i>	<i>County</i>	<i>Program</i>	<i>Application Number</i>	<i>School Site Name</i>	<i>SAB Approval Date</i>	<i>Funding Application Due Date</i>	<i>Estimated State Grant</i>
West Contra Costa	Contra Costa	Seismic Mitigation	58/61796-00-003	Crespi Junior High	10/17/2016	2/24/2018	\$ 943,871
<b>Estimated Total Need (State Share)</b>							\$ 4,049,705

<b>Facility Hardship and Rehabilitation Estimated Total Need (State Share)</b>							\$ 30,549,842
--	--	--	--	--	--	--	---------------

\*Request for an extension submitted on 8/29/17

\*\*These projects have received design apportionments which are included in the Estimated State Grant amount.

Section 1859.81. Financial Hardship.

Except for Joint-Use Projects and Career Technical Education Facilities Projects, a district is eligible for financial hardship to fund all or a portion of its matching share requirement after demonstrating the requirements of (a), (c), and (d) below:

- (a) The district is financially unable to provide all necessary matching funds for an eligible project. To determine this, an analysis shall be made of the district's financial records by the OPSC including data and records maintained by the CDE and the County Office of Education. The analysis shall consist of a review of the district's latest Independent Audit regarding funds available from all capital facility accounts, including, but not limited to, developer fees, funds generated from capital facility certificates of participation, federal grants, redevelopment funds, sale proceeds from surplus property, the appraised value of facilities approved for replacement pursuant to Section 1859.82, bond funds either encumbered, unencumbered or authorized but unsold, and savings from other SFP projects. All funds thus identified that have not been expended or encumbered by a contractual agreement for a specific capital outlay purpose prior to the initial request for financial hardship status shall be deemed available as a matching contribution.

After the initial request for financial hardship status is granted, no further encumbrances will be approved by the OPSC and all prospective revenue made available to the district's capital facility accounts shall be deemed available as matching contribution on the subsequent financial hardship review, with the exception of:

- (1) Approved interim housing expenditures.
- (2) Funding to pay for previously recognized multi-year encumbrances approved at the initial financial hardship approval.
- (3) Funding that is transferred into a Special Reserve Fund and is used for the express purpose of the Federal Renovation Program when the amount expended out of that fund does not exceed the maximum Federal Renovation Grant amount.
- (4) Funding that is transferred into a Special Reserve Fund and is used for the express purpose of the School Facilities Needs Assessment Grant Program or Emergency Repair Program when the amount expended out of that fund does not exceed the maximum grant amount apportioned.
- (5) Funding that is transferred into a Special Reserve Fund and is used for the express purpose of the Career Technical Education Facilities Program when the amount expended out of that fund does not exceed the applicant's share of the maximum grant amount apportioned.
- (6) Funding that is transferred into a Special Reserve Fund and used for the express purpose of the Overcrowding Relief Grant when the amount expended out of that fund does not exceed the amount of the site acquisition and design costs of the project and the district has submitted an approved Form SAB 50-11.
- (7) Funding that is used for the express purpose of reimbursing the State a proportionate share of financial hardship received when there has been a transfer of a special education program and title to the facility. In addition, the funding was used within five years of the title transfer.
- (8) Funding to pay for obtaining a structural report pursuant to Section 1859.82 for an approvable and funded seismic mitigation project.
- (9) All other capital facility funding for a period of three years when no subsequent financial hardship request is made during this period, with the exception of the funding identified in (6). The three-year period begins with the date of the most recent financial hardship new construction or modernization adjusted grant funding apportionment.

When Overcrowding Relief Grant funding is set aside pursuant to (6) and the School District has not submitted, or the OPSC has not accepted, a Form SAB 50-04 for an Overcrowding Relief Grant within three years from the date of deposit into the Special Reserve Fund, or the School District has not met the requirements in Sections 1859.90 or 1859.105, remaining funds plus interest accrued at the Pooled Money Investment Board rate at that time period shall be deemed available as matching contribution on a subsequent financial hardship project or be captured through an audit adjustment pursuant to Section 1859.106.

The financial hardship analysis is subject to approval by the Board.



- (b) From the funds deemed available as a matching contribution, the district may retain \$19,776 per classroom in each enrollment reporting period for the cost to provide interim housing for the currently unhoused pupils of the district. The amount shown shall be adjusted annually in the manner prescribed in Section 1859.71. The number of classrooms needed for interim housing for the currently unhoused pupils shall be the sum of the positive numbers determined in (b)(7) as follows:
- (1) Determine the current enrollment of the district by grade level as shown on the latest Form SAB 50-01.
  - (2) Determine the New Construction Grants apportioned by grade level for all SFP projects and LPP funded under the provisions of Sections 1859.12 or 1859.13 where the district has submitted Form SAB 50-06 indicating that the project is 100 percent complete.
    - (1) Subtract (b)(2) from (b)(1).
    - (2) Determine the number of classrooms by grade level reported in Part 1, Line 8 on Form SAB 50-02.
    - (3) Multiply the classrooms determined in (b)(4) by 25 for K-6, 27 for 7-12, 13 for Non-Severe and 9 for Severe.
    - (4) Subtract the product determined in (b)(5) from the difference determined in (b)(3) by grade level.
    - (5) Divide the difference by grade level determined in (b)(6) by 25 for K-6, 27 for 7-12, 13 for Non-Severe and 9 for Severe and round up to the nearest whole number.

From the funds deemed available as a matching contribution, the district may also retain \$19,776 per portable toilet unit in each reporting period for the cost to provide necessary interim toilet facilities for the currently unhoused pupils of the district. The amount shown shall be adjusted annually in the manner prescribed in Section 1859.71. The number of toilet facilities needed for interim housing shall be the sum of the positive numbers determined in (b)(7) divided by eight rounded up to the nearest whole number.

From the funds deemed available as a matching contribution, the district may also retain \$19,776 per classroom in each reporting period for the cost to provide necessary interim housing for the currently unhoused pupils displaced as a result of a SAB approved seismic mitigation project pursuant to Section 1859.82. The amount shown shall be adjusted annually in the manner prescribed in Section 1859.71. The number of classrooms needed for interim housing shall be the quotient of the displaced pupils by 25 for K-6, 27 for 7-12, 13 for Non-Severe and 9 for Severe and round up to the nearest whole number.

If the district's available funds, as determined by the OPSC analysis less costs for interim housing, is less than its matching share, the district will be deemed to have met the requirements of this Subsection.

- (c) The district has made all reasonable efforts to fund its matching share of the project by demonstrating it is levying the developer fee justified under law or an alternative revenue source equal to or greater than the developer fee otherwise justified under law at the time of request for hardship and the district meets at least one of the following:
- (1) The current outstanding bonded indebtedness of the district issued for the purpose of constructing school facilities in accordance with Education Code Section 17072.35 or 17074.25 as appropriate, at the time of request for financial hardship status, is at least 60 percent of the district's total bonding capacity. Outstanding bonded indebtedness includes that part of general obligation bonds, Mello-Roos Bonds, School Facility Improvement District Bonds and certificates of participation which the district is paying a debt service that was issued for capital outlay school facility purposes.
  - (2) The district had a successful registered voter bond election for at least the maximum amount allowed under Proposition 39 within the previous two years from the date of request for financial hardship status. The proceeds from the bond election that represent the maximum amount allowed under the provisions of Proposition 39 must be used to fund the district's matching share requirement for SFP project(s).
  - (3) It is a County Superintendent of Schools.
  - (4) The district's total bonding capacity at the time of the request for financial hardship status is \$5 million or less.
  - (5) Other evidence of reasonable effort as approved by the SAB.

If the district's request for financial hardship status is denied by the Board, the district may be deemed eligible for rental payments of \$2,000 per year per classroom under the Emergency School Classroom Law of 1979 for a two year period when

relocatable classroom buildings are available and the district provides financial documentation that it is unable to afford the full rental amount and any other information satisfactory to the Board that the rental reduction is necessary. The number of classrooms eligible for the \$2,000 rental payments shall be the sum of the numbers determined in (c)(5)(B) as follows:

- (A) Determine the number of pupils by grade level that the district requested a New Construction Grant on the Form SAB 50-04 that were denied financial hardship status.
- (B) Divide the number by grade level determined in (c)(5)(A) by 25 for K-6, 27 for 7-12, 13 for Non-Severe and 9 for Severe and round up to the nearest whole number.
- (d) The district has not signed a contract for acquisition or construction of classrooms that replace existing facility(ies), which were included in the determination of the district's new construction eligibility pursuant to Education Code Section 17071.75, in a locally funded project during the five-year period immediately preceding the district's application for financial hardship assistance. This restriction may be lifted if the Board finds that unforeseen and extenuating circumstances existed that required the district to use local funds to replace the facility(ies).
- (e) If the district meets the financial hardship requirements in this Section, the amount of financial hardship is equal to the district's matching share less funds deemed available in (a).
- (1) Once a district has been notified by OPSC that it meets the requirements of financial hardship in this Section, the district may file Form SAB 50-04 under the provisions of financial hardship anytime within a period of 180 calendar days from the date of the OPSC notification.
- (2) If the district does not submit Form SAB 50-04 under the provisions of financial hardship within 180 calendar days of the OPSC notification of approval of financial hardship status, the district must re-qualify for financial hardship status under the provisions of this Section by submittal of a new request for financial hardship status.
- (3) If the project(s) has been included on an unfunded list for more than 180 calendar days, a review of the district's funds pursuant to (a) will be made to determine if additional district funds are available to fund the district's matching share of the project(s).

Financial hardship approval status by the OPSC for a separate design and/or site apportionment does not apply to any subsequent funding for the project(s).

- (f) If the district submits Form SAB 50-04 within 180 calendar days of the OPSC notification of approval of financial hardship and the project(s) has been included on the "Unfunded List (Lack of AB 55 Loans)" for more than 180 calendar days as a result of the State of California's inability to provide interim financing from the Pooled Money Investment Account (AB 55 loans), the Board may suspend the unfunded review requirement as defined in Regulation Section 1859.81(e). Projects added to any other unfunded list shall be subject to the review detailed in Regulation Section 1859.81(e). Regulation Section 1859.81(f) shall become inoperative July 1, 2011.
- (g) A project added to an unfunded list on or after July 1, 2011 will be subject to the review detailed in section (e)(3). For projects added to an unfunded list between February 25, 2009 and June 30, 2011, only the district's financial records on or after July 1, 2011 will be considered in calculating any adjustment to the district's matching share.
- (h) On or after September 22, 2017, a district may submit a request for funding in advance of obtaining a determination of Financial Hardship.
  - (1) To be considered for Financial Hardship, the district must check the box on the Form SAB 50-04 requesting Financial Hardship pursuant to this subsection when submitting a request for funding.
  - (2) Prior to processing an application OPSC will notify the district in writing to submit the necessary documentation for a Financial Hardship analysis pursuant to (a), (b), (c) and (d). OPSC will not accept any documents for a Financial Hardship analysis in advance of the notification. Failure to submit the requested documentation within 60 calendar days of OPSC's notification will result in either a. or b.:
    - a. District may amend their Form SAB 50-04 to exclude the request for Financial Hardship determination.
    - b. OPSC will return the request for funding and related materials to the district.
  - (3) Upon notification of Financial Hardship approval, any Form SAB 50-04 processed within 180 calendar days of the approval date will be included in the approval.
  - (4) For any Form SAB 50-04 processed more than 180 calendar days after the date of the Financial Hardship approval the district shall re-qualify for Financial Hardship status.

Note: Authority cited: Sections 17070.35, 17075.15, 17078.72 and 17592.73, Education Code.

Reference: Sections 17071.75, 17075.10, 17075.15, and 17079.20, Education Code.