

State Allocation Board Agenda



Lisa Silverman, Executive Officer
Office of Public School Construction
707 Third Street
West Sacramento, CA 95605

Public Meeting
Wednesday, August 23, 2017
State Capitol, Room 2040*
Sacramento, CA 95814
4:00 p.m.*

General Information
(916) 376-1771

For further information please contact your Project Manager.

*Meeting room and time subject to change.

A copy of the 10-Day Notice can be found on the [OPSC website](#).

August 23, 2017
Agenda

<u>TAB</u>	<u>SUBJECT</u>	<u>PRESENTER</u>	<u>PAGE</u>
	Call Meeting to Order	Chair	
	Roll Call	Secretary	
	Table of Contents		i - ii
1	Alphabetical Listing		iii - v
2	Minutes of June 28, 2017		1 - 3
3	Executive Officer Statement		4
4	<u>CONSENT AGENDA</u>		
	<u>SCHOOL FACILITY PROGRAM</u>		
	Resolution		5
	Amended Grant Approval		6
	Closeouts		7 - 55
	Substantial Progress Reduction to Costs Incurred		56 - 57
	<u>OTHER PROGRAMS</u>		
	Exemption for Independent Study Facilities		58 - 60
	Emergency Repair Program		61 - 74
	Facility Hardship/Rehabilitation Program		75 - 88
5	<u>FINANCIAL REPORTS</u>		
	STATUS OF FUND RELEASES		89 - 90
	STATUS OF FUNDS		91 - 111

NEXT MONTHLY STATE ALLOCATION BOARD MEETING – SEPTEMBER 6, 2017

August 23, 2017
Agenda

6	<u>APPEAL ITEMS</u>	
	NORWALK-LA MIRADA UNIFIED/LOS ANGELES 61/64840-00-0016 To present the District's request for an extension to complete an Emergency Repair Program project.	112 - 129
	BURNT RANCH ELEMENTARY/TRINITY 51/71662-00-001 To present a Facility Hardship application for State Allocation Board action related to funding.	130 - 145
	MOUNTAIN VALLEY UNIFIED/TRINITY 51/75028-00-001 AND 51/75028-00-002 To present the District's request for Financial Hardship status based upon "Other evidence of reasonable effort as approved by the State Allocation Board" and other action related to funding for two Facility Hardship funding applications.	146 – 171j
	BRIGHT STAR SCHOOLS/LOS ANGELES 54/64733-00-053 To present the Charter Schools request to retain interest earned on Charter School Facilities Program grant funds from a project that did not convert to a Final Charter School Apportionment.	172 WITHDRAWN
7	<u>ACTION ITEMS</u>	
	CAREER TECHNICAL EDUCATION FACILITIES PROGRAM REGULATORY AMENDMENTS To present the State Allocation Board with options to establish additional funding cycles for Career Technical Education Facilities Program and to present conforming regulatory amendments based on recent statutory changes.	173 – 178
	SCHOOL FACILITY PROGRAM APPLICATION PROCESSING REGULATORY AMENDMENTS To present the State Allocation Board with regulatory amendments related to School Facility Program eligibility applications.	179 – 195b WITHDRAWN
8	<u>REPORTS, DISCUSSION AND INFORMATION ITEMS</u>	
	State Allocation Board Three-Month Projected Workload	196 - 198
	Dates for Remaining 2017 State Allocation Board Meetings	199
	School Facility Program Unfunded List	200 - 204
	School Facility Program Workload List	205 - 233
	Facility Hardship/Rehabilitation Approvals Without Funding	234 - 235
	School Facility Program Financial Hardship Regulation Section 1859.81	236 - 238

August 23, 2017

Agenda

School District	County	Category	Page No.
ALHAMBRA UNIFIED	LOS ANGELES	SFP-ORG	Consent 44
ALHAMBRA UNIFIED	LOS ANGELES	SFP-ORG	Consent 45
ALUM ROCK UNION ELEMENTARY	SANTA CLARA	ERP	Consent 63
ALUM ROCK UNION ELEMENTARY	SANTA CLARA	ERP	Consent 63
ALUM ROCK UNION ELEMENTARY	SANTA CLARA	ERP	Consent 63
ALUM ROCK UNION ELEMENTARY	SANTA CLARA	ERP	Consent 63
ALUM ROCK UNION ELEMENTARY	SANTA CLARA	ERP	Consent 63
ANAHEIM ELEMENTARY	ORANGE	ERP	Consent 63
ANAHEIM ELEMENTARY	ORANGE	ERP	Consent 63
CALEXICO UNIFIED	IMPERIAL	ERP	Consent 63
CENTINELA VALLEY UNION HIGH	LOS ANGELES	SFP-ORG	Consent 46
CERES UNIFIED	STANISLAUS	SFP-New Constr.	Consent 7
COACHELLA VALLEY UNIFIED	RIVERSIDE	ERP	Consent 63
COACHELLA VALLEY UNIFIED	RIVERSIDE	ERP	Consent 63
COACHELLA VALLEY UNIFIED	RIVERSIDE	ERP	Consent 63
COACHELLA VALLEY UNIFIED	RIVERSIDE	ERP	Consent 63
COMPTON UNIFIED	LOS ANGELES	ERP	Consent 73
CORONA-NORCO UNIFIED	RIVERSIDE	SFP-New Constr.	Consent 8
CUTLER-OROSI JOINT UNIFIED	TULARE	ERP	Consent 63
CUTLER-OROSI JOINT UNIFIED	TULARE	ERP	Consent 63
CUTLER-OROSI JOINT UNIFIED	TULARE	ERP	Consent 63
DRY CREEK JOINT ELEMENTARY	PLACER	SFP-New Constr.	Consent 9
DUARTE UNIFIED	LOS ANGELES	ERP	Consent 61
EARLIMART ELEMENTARY	TULARE	ERP	Consent 63
EL DORADO UNION HIGH	EL DORADO	SFP-Career Tech	Consent 35
EL MONTE UNION HIGH	LOS ANGELES	SFP-Career Tech	Consent 51
ESCONDIDO UNION HIGH	SAN DIEGO	SFP-Career Tech	Consent 36
FARMERSVILLE UNIFIED	TULARE	SFP-Mod.	Consent 48
FARMERSVILLE UNIFIED	TULARE	SFP-Mod.	Consent 49
FORTUNA UNION ELEMENTARY	HUMBOLDT	SFP-Mod.	Consent 50
FRANKLIN ELEMENTARY	SUTTER	SFP-Mod.	Consent 75*
FREMONT UNIFIED	ALAMEDA	SFP-Career Tech	Consent 37
FRESNO UNIFIED	FRESNO	ERP	Consent 63
FRESNO UNIFIED	FRESNO	ERP	Consent 63
FRESNO UNIFIED	FRESNO	ERP	Consent 63
FRESNO UNIFIED	FRESNO	ERP	Consent 63
FRESNO UNIFIED	FRESNO	ERP	Consent 63
FRESNO UNIFIED	FRESNO	ERP	Consent 63
FRESNO UNIFIED	FRESNO	ERP	Consent 63
FRESNO UNIFIED	FRESNO	ERP	Consent 63
FRESNO UNIFIED	FRESNO	ERP	Consent 63
FRESNO UNIFIED	FRESNO	ERP	Consent 63
FRESNO UNIFIED	FRESNO	ERP	Consent 63
FRESNO UNIFIED	FRESNO	ERP	Consent 63
FRESNO UNIFIED	FRESNO	ERP	Consent 63
FRESNO UNIFIED	FRESNO	ERP	Consent 63
FRESNO UNIFIED	FRESNO	ERP	Consent 63
FRESNO UNIFIED	FRESNO	ERP	Consent 63
FRESNO UNIFIED	FRESNO	ERP	Consent 63

August 23, 2017

Agenda

GRANT ELEMENTARY	SHASTA	SFP-New Constr.	Consent	56
HAMILTON UNION ELEMENTARY	GLENN	ERP	Consent	61
HAPPY VALLEY ELEMENTARY	SANTA CRUZ	SFP-Mod.	Consent	79*
HUENEME ELEMENTARY	VENTURA	ERP	Consent	63
INGLEWOOD UNIFIED	LOS ANGELES	SFP-New Constr.	Consent	10
KEPPEL UNION ELEMENTARY	LOS ANGELES	ERP	Consent	63
KEPPEL UNION ELEMENTARY	LOS ANGELES	ERP	Consent	63
LINCOLN UNIFIED	SAN JOAQUIN	ERP	Consent	63
LINCOLN UNIFIED	SAN JOAQUIN	ERP	Consent	63
LINDEN UNIFIED	SAN JOAQUIN	SFP-Career Tech	Consent	38
LINDSAY UNIFIED	TULARE	SFP-New Constr.	Consent	11
LINDSAY UNIFIED	TULARE	SFP-New Constr.	Consent	12
LOMPOC UNIFIED	SANTA BARBARA	SFP-Career Tech	Consent	52
LOS ANGELES CO. OFC. OF ED.	LOS ANGELES	SFP-Career Tech	Consent	39
LOS ANGELES UNIFIED	LOS ANGELES	SFP-New Constr.	Consent	13
LOS ANGELES UNIFIED	LOS ANGELES	SFP-COS	Consent	25
LOS ANGELES UNIFIED	LOS ANGELES	SFP-COS	Consent	26
LOS ANGELES UNIFIED	LOS ANGELES	SFP-COS	Consent	27
LOS ANGELES UNIFIED	LOS ANGELES	SFP-COS	Consent	28
LOS ANGELES UNIFIED	LOS ANGELES	SFP-COS	Consent	29
LOS ANGELES UNIFIED	LOS ANGELES	SFP-COS	Consent	30
LOS ANGELES UNIFIED	LOS ANGELES	SFP-COS	Consent	31
LOS ANGELES UNIFIED	LOS ANGELES	SFP-COS	Consent	32
LOS ANGELES UNIFIED	LOS ANGELES	SFP-COS	Consent	33*
LOS ANGELES UNIFIED	LOS ANGELES	SFP-COS	Consent	34*
LOS ANGELES UNIFIED	LOS ANGELES	SFP-ORG	Consent	6
LOS ANGELES UNIFIED	LOS ANGELES	ERP	Consent	63
LOS ANGELES UNIFIED	LOS ANGELES	ERP	Consent	63
LOS ANGELES UNIFIED	LOS ANGELES	ERP	Consent	63
LOS ANGELES UNIFIED	LOS ANGELES	ERP	Consent	63
LOS ANGELES UNIFIED	LOS ANGELES	ERP	Consent	63
LOS ANGELES UNIFIED	LOS ANGELES	ERP	Consent	63
LOS ANGELES UNIFIED	LOS ANGELES	ERP	Consent	63
LOS ANGELES UNIFIED	LOS ANGELES	ERP	Consent	61
LYNWOOD UNIFIED	LOS ANGELES	ERP	Consent	61
LYNWOOD UNIFIED	LOS ANGELES	ERP	Consent	61
MARYSVILLE JOINT UNIFIED	YUBA	ERP	Consent	63
METRO ED. DISTRICT JPA ROC/P	SANTA CLARA	SFP-Career Tech	Consent	53
MORENO VALLEY UNIFIED	RIVERSIDE	ERP	Consent	61
MORENO VALLEY UNIFIED	RIVERSIDE	ERP	Consent	61
MORENO VALLEY UNIFIED	RIVERSIDE	ERP	Consent	61
MORENO VALLEY UNIFIED	RIVERSIDE	ERP	Consent	61
MORENO VALLEY UNIFIED	RIVERSIDE	ERP	Consent	61
MORENO VALLEY UNIFIED	RIVERSIDE	ERP	Consent	61
MORENO VALLEY UNIFIED	RIVERSIDE	ERP	Consent	61
MURRIETA VALLEY UNIFIED	RIVERSIDE	SFP-New Constr.	Consent	14
PALM SPRINGS UNIFIED	RIVERSIDE	SFP-New Constr.	Consent	15
PALM SPRINGS UNIFIED	RIVERSIDE	SFP-New Constr.	Consent	16
PALO VERDE UNIFIED	RIVERSIDE	ERP	Consent	63
PANAMA-BUENA VISTA UNION	KERN	SFP-New Constr.	Consent	17
PASO ROBLES JOINT UNIFIED	SAN LUIS OBISPO	SFP-Career Tech	Consent	40
PLEASANT VIEW ELEMENTARY	TULARE	ERP	Consent	63
PLEASANTON UNIFIED	ALAMEDA	SFP-Career Tech	Consent	41
RANCHO SANTA FE ELEMENTARY	SAN DIEGO	SFP-New Constr.	Consent	18

August 23, 2017

Agenda

RIVERSIDE CO. OFC. OF EDUCATION	RIVERSIDE	SFP-New Constr.	Consent	19
RIVERSIDE CO. OFC. OF EDUCATION	RIVERSIDE	SFP-New Constr.	Consent	20
RIVERSIDE CO. OFC. OF EDUCATION	RIVERSIDE	SFP-New Constr.	Consent	21
RIVERSIDE CO. OFC. OF EDUCATION	RIVERSIDE	SFP-New Constr.	Consent	22
ROWLAND UNIFIED	LOS ANGELES	SFP-Career Tech	Consent	54
ROWLAND UNIFIED	LOS ANGELES	SFP-Career Tech	Consent	55
SACRAMENTO CITY UNIFIED	SACRAMENTO	ERP	Consent	61
SACRAMENTO CITY UNIFIED	SACRAMENTO	ERP	Consent	61
SACRAMENTO CITY UNIFIED	SACRAMENTO	ERP	Consent	61
SADDLEBACK VALLEY UNIFIED	ORANGE	SFP-ORG	Consent	47
SAN BERNARDINO CO. OFC. OF ED.	SAN BERNARDINO	SFP-New Constr.	Consent	23
SAN BERNARDINO CO. OFC. OF ED.	SAN BERNARDINO	SFP-New Constr.	Consent	56
SAN DIEGO UNIFIED	SAN DIEGO	SFP-Career Tech	Consent	42
SAN DIEGO UNIFIED	SAN DIEGO	SFP-Career Tech	Consent	43
SAN DIEGO UNIFIED	SAN DIEGO	ERP	Consent	63
SAN JACINTO UNIFIED	RIVERSIDE	ERP	Consent	63
SAN JOAQUIN CO. OFC. OF ED.	SAN JOAQUIN	Continued Use	Consent	58
SANTA ROSA ELEMENTARY	SONOMA	ERP	Consent	63
SANTA ROSA ELEMENTARY	SONOMA	ERP	Consent	63
SANTA ROSA ELEMENTARY	SONOMA	ERP	Consent	63
SANTA ROSA ELEMENTARY	SONOMA	ERP	Consent	63
SANTA ROSA ELEMENTARY	SONOMA	ERP	Consent	63
SANTA ROSA ELEMENTARY	SONOMA	ERP	Consent	63
SANTA ROSA ELEMENTARY	SONOMA	ERP	Consent	63
SANTA ROSA HIGH	SONOMA	ERP	Consent	63
SANTA ROSA HIGH	SONOMA	ERP	Consent	63
SANTA ROSA HIGH	SONOMA	ERP	Consent	63
SANTA ROSA HIGH	SONOMA	ERP	Consent	63
STOCKTON UNIFIED	SAN JOAQUIN	ERP	Consent	61
TULARE COUNTY OFFICE OF ED.	TULARE	SFP-New Constr.	Consent	24
WEST CONTRA COSTA UNIFIED	CONTRA COSTA	SFP-Mod.	Consent	84*

OPSC PROGRAM CODES

SCHOOL FACILITY PROGRAM (SFP)

- 50 – NEW CONSTRUCTION
- 51 – NEW CONSTRUCTION FACILITY HARDSHIP
- 52 – SFP JOINT-USE
- 53 – CRITICALLY OVERCROWDED SCHOOLS
- 54 – CHARTER SCHOOLS
- 55 – CAREER TECH NEW CONSTRUCTION
- 56 – OVERCROWDING RELIEF GRANT PROGRAM
- 57 – MODERNIZATION
- 58 – MODERNIZATION FACILITY HARDSHIP
- 59 – CAREER TECH MODERNIZATION

OTHER PROGRAMS

- 25 – RELOCATABLE CLASSROOM PROGRAM
- 34 – AIR CONDITIONING PROGRAM
- 40 – DEFERRED MAINTENANCE PROGRAM
- 61 – EMERGENCY REPAIR PROGRAM
- 92 – UNUSED SITES PROGRAM

MINUTES
State Allocation Board
June 28, 2017

Upon notice duly given, the meeting of the State Allocation Board (SAB) was held at the State Capitol, Room 127, in Sacramento, California on June 28, 2017 at 4:00 p.m.

Members of the SAB present were as follows:

- Eraina Ortega, Chief Deputy Director, Policy, Department of Finance, designated representative for Michael Cohen, Director, Department of Finance
- Daniel Kim, Director, Department of General Services
- Juan Mireles, Director, School Facilities and Transportation Services Division, California Department of Education (CDE), designated representative for Tom Torlakson, Superintendent of Public Instruction
- Cesar Diaz, appointee of Edmund G. Brown, Jr., Governor of the State of California
- Senator Benjamin Allen
- Senator Janet Nguyen
- Senator Richard Pan
- Assembly Member Adrin Nazarian
- Assembly Member Rocky Chavez
- Assembly Member Patrick O'Donnell

Representative of the SAB was as follows:

Lisa Silverman, Executive Officer

Representatives of the Department of General Services, Office of Public School Construction (OPSC), were as follows:

Lisa Silverman, Executive Officer
Barbara Kampmeinert, Deputy Executive Officer

Representative of the Department of General Services, Office of Legal Services, was as follows:

Jonette Banzon, Attorney

With a quorum present, Ms. Ortega, Chair, called the meeting to order at 4:08 p.m.

PRIOR MINUTES

A motion was made, and carried, to approve the June 5, 2017 SAB Minutes.

EXECUTIVE OFFICER'S STATEMENT

The Executive Officer informed the SAB of the following:

Charter Round Closed on June 5, 2017

With the passage of Proposition 51, \$500 million was made available for the Charter School Facilities Program (CSFP), which initiated a new filing round for CSFP applications based on the CSFP regulations. The round closed Monday, June 5, 2017. OPSC received 187 applications for preliminary apportionments with an estimated total request of \$2.5 billion. Staff is currently processing the applications and will provide an update in the future.

Recent Priority Funding Filing Round Closed

The priority funding filing period closed June 8, 2017. OPSC received 136 requests for 139 unique projects from 73 school districts for a total of \$443.6 million. These requests will be valid from July 1, 2017 through December 31, 2017. School districts were reminded that the requirements for participation in the Priority Funding Process are in effect under School Facility Program (SFP) Regulation Section 1859.90.3.

EXECUTIVE OFFICER'S STATEMENT (cont.)**Priority Funding Apportionments*****April Apportionments***

The SAB approved \$63 million in priority funding apportionments, on April 24, 2017, for 17 projects representing 13 school districts. As of June 19, 2017, there were nine projects for which the *Fund Release Authorization*, Form SAB 50-05, had not been submitted.

Historical Building Regulations

The SAB approved regulatory amendments for funding historical school buildings at its October 2016 meeting. The regulations have been approved by the Office of Administrative Law with an effective date of June 19, 2017. The SFP Regulations have been updated and the Forms SAB 50-04 and 50-05 have also been updated and posted to the website with a revision date of 08/16.

Seismic Mitigation Program Instructional Videos

The new instructional videos on the Seismic Mitigation Program are now posted on the OPSC website. The videos include instructions on how to apply to the program, an overview of the Division of the State Architect process, where to find available resources, requirements for a complete application, and details for completing cost estimates.

Next SAB Meeting

The SAB and stakeholders were informed that the next SAB meeting was scheduled for Wednesday, August 23, 2017.

CONSENT ITEMS

A motion was made, and carried, to approve the Consent calendar as presented.

FINANCIAL REPORTS***Status of Fund Releases***

There was no discussion on the Status of Fund Releases report.

Status of Funds

There was no discussion on the Status of Funds report.

ACTION ITEMS***Regulatory Amendments for Increased Program Accountability***

The SAB made a motion to 1) adopt the amended Grant Agreement template; and 2) authorize the Executive Officer to file the Grant Agreement template on an emergency basis with the Office of Administrative Law (OAL).

ACTION ITEMS (cont).

Regulatory Amendments for Increased Program Accountability (cont.)

The Chair called for a roll-call vote and the motion carried per the following votes:

MEMBER	AYE	NAY	ABSTAIN	ABSENT
Senator Allen	X			
Senator Nguyen	X			
Senator Pan	X			
Assembly Member Nazarian	X			
Assembly Member Chavez	X			
Assembly Member O'Donnell	X			
Juan Mireles	X			
Cesar Diaz (Governor's Appointee)	X			
Daniel Kim	X			
Eraina Ortega	X			
Total	10			

Motion:

Carried X
 Failed

Regulatory Amendments for the Financial Hardship Program

A motion was made, and carried, to approve the proposed regulations as shown on Attachment C and to authorize the Executive Officer to file the proposed regulations as emergency regulations with the OAL.

REPORTS, DISCUSSION, AND INFORMATION ITEMS

School Facility Program Application Processing

This item was an informational item. However, the SAB directed staff to prepare an action item with proposed regulations for the next meeting that would address processing new construction funding applications within the three-year lock for small school districts. It was stated that small school districts have maintained this protection since 2000.

The SAB acknowledged the following reports:

State Allocation Board Three-Month Projected Workload

State Allocation Board Meeting Dates for the 2017 Calendar Year

School Facility Program Unfunded List as of June 5, 2017

School Facility Program Workload List of Applications Received Through June 5, 2017

Facility Hardship/Rehabilitation Approvals Without Funding as of June 5, 2017

ADJOURNMENT

There being no further business to come before the SAB, the Chair adjourned the meeting at 4:25 p.m.



LISA SILVERMAN, Executive Officer

EXECUTIVE OFFICER STATEMENT
State Allocation Board Meeting, August 23, 2017

RECENT PRIORITY FUNDING FILING ROUND CLOSED

The priority funding filing period closed on June 8, 2017. The Office of Public School Construction (OPSC) received 136 requests for 139 unique projects from 73 districts for a total of \$443.6 million. The requests will be valid from July 1, 2017 through December 31, 2017.

Requirements for Participation in Priority Funding

OPSC reminds school districts that the requirements for Participation in the Priority Funding Process are in effect under School Facility Program (SFP) Regulation Section 1859.90.3. There are two ways for a school district to not participate in the priority funding process as follows:

- Not submit a valid priority funding request in the 30-day filing period, or
- Submit a valid priority funding request but fail to submit a valid *Fund Release Authorization* (Form SAB 50-05) to request the release of funds after the Board approves an apportionment.

The second time that either of these occurs, the funding for the project will be rescinded without further action by the Board. For additional information, please refer to the [Procedures for School Facility Program Funding](#).

PRIORITY FUNDING APPORTIONMENTS

At its April 24, 2017 meeting, the Board approved 17 projects representing 13 school districts for \$63 million in priority funding apportionments. Sixteen of the 17 project applicants were required to submit a Form SAB 50-05 by **Monday, July 24, 2017**. OPSC received 13 of the required 16 required Forms SAB 50-05. There were two Charter School Facility Program project applicants representing a total of \$932,070, and one Facility Hardship project applicant representing \$708,543 that did not submit a Form SAB 50-05 by the deadline and received an occurrence.

SEISMIC MITIGATION PROGRAM PROJECTS

In the Consent section of the agenda for this meeting, there is one Seismic Mitigation Program project that will receive an unfunded approval for a total of \$2.1 million.

UPCOMING BOND SALE

There will be a General Obligation Bond sale on August 29, 2017. Staff anticipates receiving bond proceeds for the SFP that cover the projects that submitted a certification by June 8, 2017; therefore, the September 23, 2017 Board meeting has been rescheduled to take place on September 6, 2017.

JOINT AGENCY WORKSHOPS

The Office of Public School Construction, the California Department of Education, and the Division of the State Architect will soon be announcing the schedule for joint agency workshops in the fall of 2017. These workshops will provide districts and stakeholders with updates regarding the impact of Proposition 51 on the SFP along with other general information and changes to the program. There will also be additional sessions for small school districts to directly address concerns and provide assistance on specific projects or facility needs that may be eligible for funding.

NEXT STATE ALLOCATION BOARD MEETING

The next meeting is scheduled for **September 6, 2017**.

State of California
State Allocation Board
School Facility Program

This Resolution of the State Allocation Board (hereafter referred to as the "Board") is applicable to the appropriate sections of the Education Code and is described and filed in the office of the Executive Officer and will be made available to all interested parties as the Resolution pertains to the documents attached hereto. Said documents were acted upon by the Board at its meeting on August 23, 2017.

WHEREAS, the Board has previously approved or determined to be approvable a number of projects for construction or modernization eligibility of facilities for school districts and is making apportionments and/or unfunded approvals for the grant amounts for projects that meet the Board's criteria for the apportionment of grants pursuant to Education Code Sections 17072.10, 17078.52, 17078.70, 17079 or 17074.10 or Board Regulations 1859.81.1 or 1859.83;

WHEREAS, Treasury Regulations Section 1.150-2 require the State (on whose behalf the Board is acting) to declare its reasonable intent to provide grant funding to school districts, in accordance with Board policy and law, for costs of the projects with proceeds of State bonds;

NOW THEREFORE, BE IT RESOLVED:

1. This Resolution is adopted by the Board for the purposes of establishing compliance with Treasury Regulations Section 1.150-2, and this Resolution does not bind the Board to make any additional apportionment, or bind the State to incur any indebtedness.
2. The Board anticipates that some or all of the school districts listed on the list of "Projects" referred to in this Resolution will pay certain capital expenditures in connection with some or all of the project costs prior to the issuance of bonds by the State to pay for the grants for the projects. The reimbursement of such costs is consistent with the State's budgetary and financial circumstances, and in accordance with Board policy, as no other funds or accounts of the State have been budgeted or are available to pay the costs of the projects on either a short-term or a long-term basis.
3. The Board, acting on behalf of the State, hereby declares that it is the State's official intent to use proceeds of general obligation bonds that may become available for such purpose, consistent with the requirements of law that are in effect at the time the funds are available, to provide grants in accordance with applicable laws and regulations.
4. This Resolution shall be continuously available for inspection by the general public during normal business hours at the offices of the Board at 707 3rd Street, West Sacramento, California, commencing within one week after the date of enactment of this Resolution.
5. Any eligibility determination does not constitute a commitment of future funding by the Board.

I, the undersigned, duly authorized as the Executive Officer of the State Allocation Board, do hereby certify the foregoing to be true and correct, and that this Resolution was adopted at a meeting of said Board on August 23, 2017 at Sacramento, California.



Lisa Silverman
Executive Officer
State Allocation Board

SCHOOL DISTRICT DATA

Application No: 56/64733-00-019
School District: Los Angeles Unified

County: Los Angeles
School Name: Fremont (John C.) Senior High

PROJECT DATA

Type of Project: High School
K-6:
7-8:
9-12: 27
Non-Severe:
Severe:
Application Filing Basis: District Wide
Number of Classrooms: 1
Master Acres: 60.8
Existing Acres: 25.3
Proposed Acres: 25.3
Recommended Acres: 73.4
Financial Hardship Requested: No
Alternative Education School: No
Addition to Existing Site: Yes

ADJUSTED GRANT DATA

Overcrowding Relief Grant	\$	354,213.00
Prevailing Wage Monitoring		3,784.00
High Performance (6.16%)		271,820.00
Multi-Level Constr.	1	42,506.00
Site Acquisition		617,415.00
Service Site		1,447,697.00
Off-Site		31,423.00
Utilities		41,774.00
Urban/Security/Impacted Site		177,464.00
Small Size Project		42,506.00
Total State Share (50%)		3,030,602.00
District Share (50%)		3,030,602.00
Total Project Cost	\$	6,061,204.00

PROJECT FINANCING

State Share	
This Project	\$ 3,030,602.00
District Share	
Cash Contribution	3,030,602.00
Financial Hardship	
Total Project Cost	\$ 6,061,204.00

HISTORY OF PROJECT COST AND APPORTIONMENT

	Fund Code	Proposition	Previously Authorized	Authorized This Action	State Apportionment This Action
State Share					
Overcrowding/Add. Grant	057-531	1D	\$ 2,759,484.00	\$ (702.00)	\$ (702.00)
High Performance	057-700	1D	271,820.00		
District Share					
Cash Contribution			3,031,304.00	(702.00)	
Total			\$ 6,062,608.00	\$ (1,404.00)	\$ (702.00)

Funding Source: Proposition 1D Bonds/2006-Nov.

Assembly Bill 436 (Solorio), Chapter 378, Statutes of 2011, requires school districts to notify the Department of Industrial Relations (DIR) of School Facility Program projects with a public works contract awarded on or after January 1, 2012. Except for projects exempt pursuant to Labor Code Section 1771.3(b)(3), the DIR is required to provide prevailing wage monitoring services for the projects.

The District shall ensure that it is in compliance with all applicable laws, regulations and certifications it made on the program forms.

Pursuant to Article 15, Section 1859.183, the District is required to remove from the eligible site and from classroom use all portables replaced in this project.

Errors and Omissions: Staff is requesting an adjustment to the previous apportionment for this project made at the April 7, 2014 State Allocation Board meeting. Fire detection alarm funding was previously approved under Application Number 50/64733-00-410, therefore, the fire detection alarm grant amount of \$702 authorized under this Application [56/64733-00-019] must be removed. This amount, released to the District in July 2014, shall be returned to the Office of Public School Construction and corresponding bond authority will be returned to the Overcrowding Relief Grant Program.

SCHOOL DISTRICT DATA

Application Number:.....50/71043-00-010 School District:.....Ceres Unified
 County:.....Stanislaus School Name:.....Ceres Junior High
 Financial Hardship.....No

PURPOSE OF REPORT

To recommend accounting revisions to close out a completed project.

DESCRIPTION

A review of expenditures reported by the District has been made and the revisions indicated are necessary to close out this completed project. The District incurred additional eligible expenditures per SFP Regulation Sections 1859.74 and 1859.106 and may receive additional Department of Toxic Substances Control (DTSC) funding in the amount of \$1,500. The District has concurred with these findings and is eligible for an additional funding apportionment in the amount of \$1,500.

Detail of Final Cost & Financing

Budget Item	Currently Approved	Required Change	Revised Approval
SFP New Construction	\$ 9,176,750	\$ 0	\$ 9,176,750
SFP Site Acquisition	1,387,500	0	1,387,500
SFP Site Other	55,500	0	55,500
SFP Service Site	1,983,429	0	1,983,429
SFP General Site	859,932	0	859,932
SFP Offsite	442,961	0	442,961
SFP Utilities	193,739	0	193,739
SFP SDC Therapy Toilet	43,520	0	43,520
SFP Site DTSC Fee	4,085	1,500	5,585
SFP Fire Detection/Alarm	14,290	0	14,290
SFP Fire Sprinklers	174,565	0	174,565
Labor Compliance Program	63,135	0	63,135
Total State Apportionment	<u>\$ 14,399,406</u>	<u>\$ 1,500</u>	<u>\$ 14,400,906</u>
 Financing			
District Contribution	\$ 14,399,406	\$ 1,501	\$ 14,400,907
State (SFP)	14,399,406	1,500	14,400,906
Total Project Costs	<u>\$ 28,798,812</u>	<u>\$ 3,001</u>	<u>\$ 28,801,813</u>

RECOMMENDATIONS

1. Approve an increase of \$3,001 in the total project cost from \$28,798,812 to \$28,801,813.
2. Approve an increase of \$1,501 in the District Contribution from \$14,399,406 to \$14,400,907.
3. Approve an increase of \$1,500 in the State Apportionment [Bonds/1998-Nov.; 119-500] from \$14,399,406 to \$14,400,906.

SCHOOL DISTRICT DATA

Application Number:.....50/67033-00-032 School District:.....Corona-Norco Unified
 County:.....Riverside School Name:.....Parkridge Elementary
 Financial Hardship.....No

PURPOSE OF REPORT

To recommend accounting revisions to close out a completed project.

DESCRIPTION

A review of expenditures reported by the District has been made and the revisions indicated are necessary to close out this completed project. The District incurred additional eligible expenditures per SFP Regulation Sections 1859.74 and 1859.106, the District was overfunded for Hazardous Waste Removal costs in the amount of \$19,226. The District has concurred with these findings and has agreed to return State funds in the amount of \$9,613.

Detail of Final Cost & Financing

Budget Item	Currently Approved	Required Change	Revised Approval
SFP New Construction	\$ 3,170,976	\$ 0	\$ 3,170,976
SFP Multi Level Const.	380,517	0	380,517
SFP Service Site	397,803	0	397,803
SFP Offsite	4,763	0	4,763
SFP Utilities	47,374	0	47,374
SFP Urban Security	704,883	0	704,883
SFP Hazardous Removal	10,363	(9,613)	750
SFP Fire Detection/Alarm	3,828	0	3,828
SFP Labor Compliance Program	27,567	0	27,567
Total State Apportionment	<u>\$ 4,748,074</u>	<u>\$ (9,613)</u>	<u>\$ 4,738,461</u>
Financing			
District Contribution	\$ 4,748,074	\$ (9,613)	\$ 4,738,461
State (SFP)	4,748,074	(9,613)	4,738,461
Total Project Costs	<u>\$ 9,496,148</u>	<u>\$ (19,226)</u>	<u>\$ 9,476,922</u>

RECOMMENDATIONS

1. Approve a decrease of \$19,226 in the total project cost from \$9,496,148 to \$9,476,922.
2. Approve a decrease of \$9,613 in the District Contribution from \$4,748,074 to \$4,738,461.
3. Approve a decrease of \$9,613 in the State Apportionment [Bonds/2004-Mar.; 055-500] from \$4,748,074 to \$4,738,461.
4. Require the District to return State funds in the amount of \$9,613.

SCHOOL DISTRICT DATA

Application Number:.....50/66803-00-006 School District:.....Dry Creek Joint Elementary
 County:.....Placer School Name:.....Creek View Ranch Middle
 Financial Hardship.....No

PURPOSE OF REPORT

To recommend accounting revisions to close out a completed project.

DESCRIPTION

A review of expenditures reported by the District has been made and the revisions indicated are necessary to close out this completed project. The District incurred additional eligible expenditures per SFP Regulation Section 1859.74 and 1859.106 and may receive additional site acquisition and site other funding in the amount of \$311,159. The District has concurred with these findings and is eligible for an additional apportionment in the amount of \$311,159.

Detail of Final Cost & Financing

Budget Item	Currently Approved	Required Change	Revised Approval
SFP New Construction	\$ 7,254,102	\$ 0	\$ 7,254,102
SFP Site Acquisition	1,650,412	299,175	1,949,587
SFP Site Other	66,016	11,984	78,000
SFP Sevice Site	1,992,489	0	1,992,489
SFP General Site	768,486	0	768,486
SFP Offsite	1,278,501	0	1,278,501
SFP Utilities	554,890	0	554,890
SFP Site DTSC Fee	1,276	0	1,276
SFP Fire Detection/Alarm	11,014	0	11,014
SFP Fire Sprinklers	137,340	0	137,340
SFP High Performance	394,623	0	394,623
SFP Labor Compliance Program	61,044	0	61,044
Total State Apportionment	\$ 14,170,193	\$ 311,159	\$ 14,481,352
Financing			
District Contribution	\$ 14,170,193	\$ 311,159	\$ 14,481,352
State (SFP)	14,170,193	311,159	14,481,352
Total Project Costs	\$ 28,340,386	\$ 622,318	\$ 28,962,704

RECOMMENDATIONS

1. Approve an increase of \$622,318 in the total project cost from \$28,340,386 to \$28,962,704.
2. Approve an increase of \$311,159 in the District Contribution from \$14,170,193 to \$14,481,352.
3. Approve an increase of \$311,159 in the State Apportionment [Bonds/ 2004-Mar; 055-500] from \$14,170,193 to \$14,481,352.

SCHOOL DISTRICT DATA

Application Number:.....50/64634-00-004 School District:.....Inglewood Unified
 County:.....Los Angeles School Name:.....Claude Hudnall Elementary
 Financial Hardship.....No

PURPOSE OF REPORT

To recommend accounting revisions to close out a completed project.

DESCRIPTION

A review of expenditures reported by the District has been made and the revisions indicated are necessary to close out this completed project. The District incurred additional eligible expenditures per SFP Regulation Sections 1859.74 and 1859.106 and may receive additional Department of Toxic Substances Control (DTSC) funding in the amount of \$22,970. The District was also over-funded for relocation assistance and hazardous waste costs in the amount of \$16,674. The District has concurred with these findings and is eligible for an additional apportionment in the amount of \$3,148.

Detail of Final Cost & Financing

Budget Item	Currently Approved	Required Change	Revised Approval
SFP New Construction	\$ 1,640,849	\$ 0	\$ 1,640,849
SFP Multi Level Construction	196,749	0	196,749
SFP Site Acquisition	340,400	0	340,400
SFP Site Relocation	326,548	(4,355)	322,193
SFP Site Other	25,000	0	25,000
SFP Service Site	145,334	0	145,334
SFP General Site	120,326	0	120,326
SFP Offsite	2,625	0	2,625
SFP Utilities	4,459	0	4,459
SFP Small School	65,634	0	65,634
SFP Urban Security	904,634	0	904,634
SFP Site DTSC Fee	9,690	11,485	21,175
SFP Site Hazardous Removal	73,646	(3,982)	69,664
SFP Fire Detection/Alarm	3,229	0	3,229
SFP Labor Compliance Program	21,390	0	21,390
Total State Apportionment	\$ <u>3,880,513</u>	\$ <u>3,148</u>	\$ <u>3,883,661</u>
 Financing			
District Contribution	\$ 3,880,513	\$ 3,148	\$ 3,883,661
State (SFP)	<u>3,880,513</u>	<u>3,148</u>	<u>3,883,661</u>
Total Project Costs	\$ <u>7,761,026</u>	\$ <u>6,296</u>	\$ <u>7,767,322</u>

RECOMMENDATIONS

1. Approve an increase of \$6,296 in the total project cost from \$7,761,026 to \$7,767,322.
2. Approve an increase of \$3,148 in the District Contribution from \$3,880,513 to \$3,883,661.
3. Approve an increase of \$3,148 in the State Apportionment [Bonds/1998-Nov.; 119-501] from \$3,880,513 to \$3,883,661.

SCHOOL DISTRICT DATA

Application Number:.....50/71993-00-003 School District:.....Lindsay Unified
 County:.....Tulare School Name:.....New High School
 Financial Hardship.....Yes Date of Financial Hardship status:.....June 4, 2008
 Qualifying Financial Hardship Criteria: SFP Regulation 1859.81(c)(1).

PURPOSE OF REPORT

To recommend accounting revisions to close out a completed project.

DESCRIPTION

A review of expenditures reported by the District has been made and the revisions indicated are necessary to close out this completed project. The District incurred additional eligible expenditures per SFP Regulation Sections 1859.74 and 1859.106 and may receive additional Department of Toxic Substances Control (DTSC) funding in the amount of \$45,399. The District has concurred with these findings and is eligible for an additional funding apportionment in the amount of \$45,399.

Budget Item	Detail of Final Cost & Financing		
	Currently Approved	Required Change	Revised Approval
SFP New Construction	\$ 11,359,314	\$ 0	\$ 11,359,314
SFP Site Acquisition	817,500	0	817,500
SFP Site Other	32,700	0	32,700
SFP Service Site	1,712,350	0	1,712,350
SFP General Site	930,149	0	930,149
SFP Offsite	808,466	0	808,466
SFP Utilities	116,987	0	116,987
SFP Financial Hardship	15,344,196	22,700	15,366,896
SFP Site DTSC Fee	750	22,699	23,449
SFP Fire Detection/Alarm	20,760	0	20,760
SFP Fire Sprinklers	178,374	0	178,374
Labor Compliance Program	72,531	0	72,531
Total State Apportionment	\$ <u>31,394,077</u>	\$ <u>45,399</u>	\$ <u>31,439,476</u>
Financing			
District Contribution	\$ 705,685	\$ 0	\$ 705,685
State (SFP)	16,049,881	22,699	16,072,580
Financial Hardship (SFP)	15,344,196	22,700	15,366,896
Total Project Costs	\$ <u>32,099,762</u>	\$ <u>45,399</u>	\$ <u>32,145,161</u>

RECOMMENDATIONS

1. Approve an increase of \$45,399 in the total project cost from \$32,099,762 to \$32,145,161.
2. Approve an increase of \$22,699 in the State Apportionment [Bonds/1998-Nov.; 119-501 (\$7,990); Bonds/1998-Nov.; 119-500 (\$14,709)] from \$16,049,881 to \$16,072,580.
3. Approve an increase of \$22,700 in the Financial Hardship Contribution [Bonds/1998-Nov.; 119-500] from \$15,344,196 to \$15,366,896.

SCHOOL DISTRICT DATA

Application Number:.....50/71993-00-005 School District:.....Lindsay Unified
 County:.....Tulare School Name:.....Hickory Elementary
 Financial Hardship.....Yes Date of Financial Hardship status:.....June 4, 2008
 Qualifying Financial Hardship Criteria: SFP Regulation 1859.81(c)(1).

PURPOSE OF REPORT

To recommend accounting revisions to close out a completed project.

DESCRIPTION

A review of expenditures reported by the District has been made and the revisions indicated are necessary to close out this completed project. The District incurred additional eligible expenditures per SFP Regulation Sections 1859.74 and 1859.106 and may receive additional site acquisition and hazardous waste funding in the amount of \$51,182. The District has concurred with these findings and is eligible for an additional funding apportionment in the amount of \$51,182.

Budget Item	Detail of Final Cost & Financing		
	Currently Approved	Required Change	Revised Approval
SFP New Construction	\$ 5,230,407	\$ 0	\$ 5,230,407
SFP Site Acquisition	485,000	15,774	500,774
SFP Site Other	25,000	0	25,000
SFP Service Site	733,655	0	733,655
SFP General Site	579,809	0	579,809
SFP Offsite	457,849	0	457,849
SFP Utilities	138,121	0	138,121
SFP Financial Hardship	7,750,802	25,591	7,776,393
SFP Site DTSC Fee	6,026	0	6,026
SFP Site Hazardous Waste	0	9,817	9,817
SFP Fire Detection/Alarm	6,794	0	6,794
SFP Fire Sprinklers	93,141	0	93,141
Total State Apportionment	\$ 15,506,604	\$ 51,182	\$ 15,557,786
Financing			
District Contribution	\$ 5,000	\$ 0	\$ 5,000
State (SFP)	7,755,802	25,591	7,781,393
Financial Hardship (SFP)	7,750,802	25,591	7,776,393
Total Project Costs	\$ 15,511,604	\$ 51,182	\$ 15,562,786

RECOMMENDATIONS

1. Approve an increase of \$51,182 in the total project cost from \$15,511,604 to \$15,562,786.
2. Approve an increase of \$25,591 in the State Apportionment [Bonds/2004-Mar.; 055-500] from \$7,755,802 to \$7,781,393.
3. Approve an increase of \$25,591 in the Financial Hardship Contribution [Bonds/2004-Mar.; 055-500] from \$7,750,802 to \$7,776,393.

SCHOOL DISTRICT DATA

Application Number:.....50/64733-00-138 School District:.....Los Angeles Unified
 County:.....Los Angeles School Name:.....South Region Middle #6
 Financial Hardship.....No

PURPOSE OF REPORT

To recommend accounting revisions to close out a completed project.

DESCRIPTION

A review of expenditures reported by the District has been made and the revisions indicated are necessary to close out this completed project. The District incurred additional eligible expenditures per SFP Regulation Sections 1859.74 and 1859.106 and may receive additional site acquisition, hazardous waste, Department of Toxic Substances Control (DTSC), and site other funding in the amount of \$120,307. The District was also over-funded for relocation assistance costs in the amount of \$266,651. The District has concurred with the findings and agrees to return the State funds in the amount of \$146,344.

Budget Item	Detail of Final Cost & Financing		
	Currently Approved	Required Change	Revised Approval
SFP New Construction	\$ 12,872,196	\$ 0	\$ 12,872,196
SFP Multi Level Construction	1,544,664	0	1,544,664
SFP Site Acquisition	12,430,573	74,628	12,505,201
SFP Site Relocation	1,378,387	(266,651)	1,111,736
SFP Site Other	497,223	2,985	500,208
SFP Service Site	4,834,511	0	4,834,511
SFP General Site	968,768	0	968,768
SFP Offsite	362,605	0	362,605
SFP Utilities	147,865	0	147,865
SFP Urban Security	6,733,703	0	6,733,703
SFP Site DTSC Fee	14,759	904	15,663
SFP Site hazardous Removal	290,527	41,790	332,317
SFP Fire Detection/ Alarm	19,278	0	19,278
SFP Fire Sprinklers	243,729	0	243,729
SFP High Performance	272,891	0	272,891
SFP Labor Compliance Program	125,801	0	125,801
Total State Apportionment	\$ 42,737,480	\$ (146,344)	\$ 42,591,136
Financing			
District Contribution	\$ 42,737,480	\$ (146,343)	\$ 42,591,137
State (SFP)	42,737,480	(146,344)	42,591,136
Total Project Costs	\$ 85,474,960	\$ (292,687)	\$ 85,182,273

RECOMMENDATIONS

1. Approve a decrease of \$292,687 in the total project cost from \$85,474,960 to \$85,182,273.
2. Approve a decrease of \$146,343 in the District Contribution from \$42,737,480 to \$42,591,137.
3. Approve a decrease of \$146,344 in the State Apportionment [Bonds/2004-Mar.; 055-500] from \$42,737,480 to \$42,591,136.
4. Require the District to return State funds in the amount of \$146,344.

SCHOOL DISTRICT DATA

Application Number:.....50/75200-00-022 School District:.....Murrieta Valley Unified
 County:.....Riverside School Name:.....McElhinney Middle
 Financial Hardship.....No

PURPOSE OF REPORT

To recommend accounting revisions to close out a completed project.

DESCRIPTION

A review of expenditures reported by the District has been made and the revisions indicated are necessary to close out this completed project. The District incurred additional eligible expenditures per SFP Regulation Sections 1859.74 and 1859.106 and may receive additional Department of Toxic Substances Control (DTSC) funding in the amount of \$1,647. The District has concurred with these findings and is eligible for an additional funding apportionment in the amount of \$823.

Detail of Final Cost & Financing

Budget Item	Currently Approved	Required Change	Revised Approval
SFP New Construction	\$ 15,378,414	\$ 0	\$ 15,378,414
SFP Site Acquisition	2,761,579	0	2,761,579
SFP Site Other	110,463	0	110,463
SFP Service Site	2,081,583	0	2,081,583
SFP General Site	1,333,852	0	1,333,852
SFP Offsite	1,599,948	0	1,599,948
SFP Utilities	18,691	0	18,691
SFP DTSC Fee	750	823	1,573
SFP Fire Detection/Alarm	23,261	0	23,261
SFP Fire Sprinklers	291,177	0	291,177
SFP High Performance	338,325	0	338,325
Total State Apportionment	\$ 23,938,043	\$ 823	\$ 23,938,866
Financing			
District Contribution	\$ 23,938,043	\$ 824	\$ 23,938,867
State (SFP)	23,938,043	823	23,938,866
Total Project Costs	\$ 47,876,086	\$ 1,647	\$ 47,877,733

RECOMMENDATIONS

1. Approve an increase of \$1,647 in the total project cost from \$47,876,086 to \$47,877,733.
2. Approve an increase of \$824 in the District Contribution from \$23,938,043 to \$23,938,867.
3. Approve an increase of \$823 in the State Apportionment [Bonds/2006-Nov.; 057-500] from \$23,938,043 to \$23,938,866.

SCHOOL DISTRICT DATA

Application Number:.....50/67173-02-009 School District:.....Palm Springs Unified
 County:.....Riverside School Name:.....Painted Hills Middle School
 Financial Hardship.....No

PURPOSE OF REPORT

To recommend accounting revisions to close out a completed project.

DESCRIPTION

A review of expenditures reported by the District has been made and the revisions indicated are necessary to close out this completed project. The District incurred additional eligible expenditures per SFP Regulation Sections 1859.74 and 1859.106 and may receive additional site acquisition, Department of Toxic Substances Control (DTSC), and site other funding in the amount of \$97,020. The District has concurred with these findings and is eligible for an additional apportionment in the amount of \$97,020.

Detail of Final Cost & Financing

Budget Item	Currently Approved	Required Change	Revised Approval
SFP New Construction	\$ 12,182,090	\$ 0	\$ 12,182,090
SFP Site Acquisition	2,609,818	93,211	2,703,029
SFP Site Other	104,393	3,729	108,122
SFP Service Site	1,576,082	0	1,576,082
SFP General Site	1,064,287	0	1,064,287
SFP Offsite	2,105,325	0	2,105,325
SFP Utilities	136,981	0	136,981
SFP Geographic Index	672,011	0	672,011
SFP Site DTSC Fee	670	80	750
SFP Fire Detection/Alarm	19,031	0	19,031
SFP Fire Sprinklers	230,074	0	230,074
SFP Labor Compliance Program	84,541	0	84,541
Total State Apportionment	\$ <u>20,785,303</u>	\$ <u>97,020</u>	\$ <u>20,882,323</u>
Financing			
District Contribution	\$ 20,785,303	\$ 97,020	\$ 20,882,323
State (SFP)	<u>20,785,303</u>	<u>97,020</u>	<u>20,882,323</u>
Total Project Costs	\$ <u>41,570,606</u>	\$ <u>194,040</u>	\$ <u>41,764,646</u>

RECOMMENDATIONS

1. Approve an increase of \$194,040 in the total project cost from \$41,570,606 to \$41,764,646.
2. Approve an increase of \$97,020 in the District Contribution from \$20,785,303 to \$20,882,323.
3. Approve an increase of \$97,020 in the State Apportionment [Bonds/2004-Mar.; 055-500] from \$20,785,303 to \$20,882,323.

SCHOOL DISTRICT DATA

Application Number:.....50/67173-02-010 School District:.....Palm Springs Unified
 County:.....Riverside School Name:.....Bella Vista Elementary
 Financial Hardship.....No

PURPOSE OF REPORT

To recommend accounting revisions to close out a completed project.

DESCRIPTION

A review of expenditures reported by the District has been made and the revisions indicated are necessary to close out this completed project. The District incurred additional eligible expenditures per SFP Regulation Sections 1859.74 and 1859.106 and may receive additional site acquisition and site other funding in the amount of \$59,061. The District has concurred with these findings and is eligible for an additional apportionment in the amount of \$59,061.

Detail of Final Cost & Financing

Budget Item	Currently Approved	Required Change	Revised Approval
SFP New Construction	\$ 7,294,818	\$ 0	\$ 7,294,818
SFP SDC Therapy	68,400	0	68,400
SFP Site Acquisition	1,590,056	56,789	1,646,845
SFP Site Other	63,602	2,272	65,874
SFP Service Site	4,244,238	0	4,244,238
SFP General Site	639,038	0	639,038
SFP Offsite	119,208	0	119,208
SFP Utilities	141,578	0	141,578
SFP Geographic Index	410,362	0	410,362
SFP SDC Therapy Toilet	112,464	0	112,464
SFP Fire Detection/Alarm	9,997	0	9,997
SFP Fire Sprinklers	126,165	0	126,165
SFP Labor Compliance Program	64,298	0	64,298
Total State Apportionment	\$ <u>14,884,224</u>	\$ <u>59,061</u>	\$ <u>14,943,285</u>
Financing			
District Contribution	\$ 14,884,224	\$ 59,061	\$ 14,943,285
State (SFP)	<u>14,884,224</u>	<u>59,061</u>	<u>14,943,285</u>
Total Project Costs	\$ <u>29,768,448</u>	\$ <u>118,122</u>	\$ <u>29,886,570</u>

RECOMMENDATIONS

1. Approve an increase of \$118,122 in the total project cost from \$29,768,448 to \$29,886,570.
2. Approve an increase of \$59,061 in the District Contribution from \$14,884,224 to \$14,943,285.
3. Approve an increase of \$59,061 in the State Apportionment [Bonds/2004-Mar.; 055-500] from \$14,884,224 to \$14,943,285.

SCHOOL DISTRICT DATA

Application Number:.....50/63362-00-039 School District:.....Panama-Buena Vista Union
 County:.....Kern School Name:.....Douglas J. Miller Elementary
 Financial Hardship.....No

PURPOSE OF REPORT

To recommend accounting revisions to close out a completed project.

DESCRIPTION

A review of expenditures reported by the District has been made and the revisions indicated are necessary to close out this completed project. The District incurred additional eligible expenditures per SFP Regulation Sections 1859.74 and 1859.106 and may receive additional site acquisition, site other, Department of Toxic Substances Control (DTSC), and hazardous waste funding in the amount of \$498,696. The District has concurred with these findings and is eligible for an additional funding apportionment in the amount of \$498,696.

Detail of Final Cost & Financing

Budget Item	Currently Approved	Required Change	Revised Approval
SFP New Construction	\$ 6,313,355	\$ 0	\$ 6,313,355
SFP Site Acquisition	571,500	380,985	952,485
SFP Site Other	25,000	13,099	38,099
SFP Service Site	494,995	0	494,995
SFP General Site	591,871	0	591,871
SFP Offsite	356,862	0	356,862
SFP Utilities	35,073	0	35,073
SFP Site DTSC Fee	7,078	910	7,988
SFP Site Hazardous Removal	0	103,702	103,702
SFP Fire Detection/Alarm	7,733	0	7,733
SFP Fire Sprinklers	107,434	0	107,434
Labor Compliance Program	41,992	0	41,992
Total State Apportionment	\$ 8,552,893	\$ 498,696	\$ 9,051,589
Financing			
District Contribution	\$ 8,552,893	\$ 498,697	\$ 9,051,590
State (SFP)	8,552,893	498,696	9,051,589
Total Project Costs	\$ 17,105,786	\$ 997,393	\$ 18,103,179

RECOMMENDATIONS

1. Approve an increase of \$997,393 in the total project cost from \$17,105,786 to \$18,103,179.
2. Approve an increase of \$498,697 in the District Contribution from \$8,552,893 to \$9,051,590.
3. Approve an increase of \$498,696 in the State Apportionment [Bonds/2006-Nov.; 057-500] from \$8,552,893 to \$9,051,589.

SCHOOL DISTRICT DATA

Application Number:.....50/68312-00-001 School District:.....Rancho Santa Fe Elementary
 County:.....San Diego School Name:.....Roger Rowe Middle
 Financial Hardship.....No

PURPOSE OF REPORT

To recommend accounting revisions to close out a completed project.

DESCRIPTION

A review of expenditures reported by the District has been made and the revisions indicated are necessary to close out this completed project. The District incurred additional eligible expenditures per SFP Regulation Sections 1859.74 and 1859.106 and may receive additional Department of Toxic Substances Control (DTSC) funding in the amount of \$10,016. The District was also over-funded for hazardous waste costs in the amount of \$14,849. The District has concurred with the findings and has already returned \$4,833 to the State.

Detail of Final Cost & Financing

Budget Item	Currently	Required	Revised
SFP New Construction	\$ 194,061	\$ 0	\$ 194,061
SFP Multi Level Construction	23,287	0	23,287
SFP Site Acquisition	1,550,000	0	1,550,000
SFP Site Other	62,000	0	62,000
SFP Service Site	737,115	0	737,115
SFP General Site	45,206	0	45,206
SFP Offsite	26,914	0	26,914
SFP Utilities	7,118	0	7,118
SFP Facility Hardship Other	12,642	0	12,642
SFP Small School	23,287	0	23,287
SFP Project Assistance	5,272	0	5,272
SFP Site DTSC Fee	26,658	10,016	36,674
SFP Site Hazardous Removal	18,828	(14,849)	3,979
SFP Fire Detection/ Alarm	294	0	294
SFP Fire Sprinklers	3,675	0	3,675
Total State Apportionment	\$ 2,736,357	\$ (4,833)	\$ 2,731,524
 Financing			
District Contribution	\$ 2,736,357	\$ (4,832)	\$ 2,731,525
State (SFP)	2,736,357	(4,833)	2,731,524
Total Project Costs	\$ 5,472,714	\$ (9,665)	\$ 5,463,049

RECOMMENDATIONS

1. Approve a decrease of \$9,665 in the total project cost from \$5,472,714 to \$5,463,049.
2. Approve a decrease of \$4,832 in the District Contribution from \$2,736,357 to \$2,731,525.
3. Approve a decrease of \$4,833 in the State Apportionment [Bonds/2006-Nov.; 057-500] from \$2,736,357 to \$2,731,524.
4. Recognize the District has returned State funds in the amount of \$4,833.

SCHOOL DISTRICT DATA

Application Number:.....50/10330-98-014 School District:.....Riverside County Office of Education
 County:.....Riverside School Name:.....Moreno Valley Comm. Learning CTR
 Financial Hardship.....Yes Date of Financial Hardship status:.....November 18, 2008
 Qualifying Financial Hardship Criteria: SFP Regulation 1859.81(c)(3).

PURPOSE OF REPORT

To recommend accounting revisions to close out a completed project.

DESCRIPTION

A review of expenditures reported by the District has been made and the revisions indicated are necessary to close out this completed project. This is a Financial Hardship project and has savings in the amount of \$327,184. SFP Regulation Section 1859.103 states that “the State’s portion of any savings declared by the district or determined by the OPSC by audit must be used to reduce the SFP financial hardship grant of that project ... any interest earned on a financial hardship project not expended on eligible project expenditures will be treated as savings and will be used to reduce the SFP financial hardship grant for that project.” The District has concurred with the findings and agrees to return the State funds in the amount of \$327,184.

Detail of Final Cost & Financing

Budget Item	Currently Approved	Required Change	Revised Approval
SFP New Construction	\$ 1,652,157	\$ (163,592)	\$ 1,488,565
SFP SDC Therapy	241,832	0	241,832
SFP General Site	78,743	0	78,743
SFP Financial Hardship	2,113,736	(163,592)	1,950,144
SFP SDC Therapy Toilet	156,400	0	156,400
SFP Fire Detection/Alarm	5,233	0	5,233
SFP Fire Sprinklers	37,938	0	37,938
Labor Compliance Program	18,571	0	18,571
Total State Apportionment	\$ 4,304,610	\$ (327,184)	\$ 3,977,426
Financing			
District Contribution	\$ 83,393	\$ 0	\$ 83,393
State (SFP)	2,190,874	(163,592)	2,027,282
Financial Hardship (SFP)	2,113,736	(163,592)	1,950,144
Total Project Costs	\$ 4,388,003	\$ (327,184)	\$ 4,060,819

RECOMMENDATIONS

1. Approve a decrease of \$327,184 in the total project cost from \$4,388,003 to \$4,060,819.
2. Approve a decrease of \$163,592 in the State Apportionment [Bonds/2006-Nov.; 057-500] from \$2,190,874 to \$2,027,282.
3. Approve a decrease of \$163,592 in the Financial Hardship Contribution [Bonds/2006-Nov.; 057-500] from \$2,113,736 to \$1,950,144.
4. Require the District to return State funds in the amount of \$327,184.

SCHOOL DISTRICT DATA

Application Number:.....50/10330-98-019 School District:.....Riverside County Office of Education
 County:.....Riverside School Name:....Murrieta Regional Learning Center (SDC)
 Financial Hardship.....Yes Date of Financial Hardship status:.....November 18, 2008
 Qualifying Financial Hardship Criteria: SFP Regulation 1859.81(c)(3).

PURPOSE OF REPORT

To recommend accounting revisions to close out a completed project.

DESCRIPTION

A review of expenditures reported by the District has been made and the revisions indicated are necessary to close out this completed project. This is a Financial Hardship project and has savings in the amount of \$266,987. SFP Regulation Section 1859.103 states that “the State’s portion of any savings declared by the district or determined by the OPSC by audit must be used to reduce the SFP financial hardship grant of that project ... any interest earned on a financial hardship project not expended on eligible project expenditures will be treated as savings and will be used to reduce the SFP financial hardship grant for that project.” The District has concurred with the findings and agrees to return the State funds in the amount of \$266,987.

Detail of Final Cost & Financing

Budget Item	Currently Approved	Required Change	Revised Approval
SFP New Construction	\$ 1,895,328	\$ (133,494)	\$ 1,761,834
SFP SDC Therapy	281,940	0	281,940
SFP General Site	89,636	0	89,636
SFP Financial Hardship	2,499,452	(133,493)	2,365,959
SFP SDC Therapy Toliat	163,744	0	163,744
SFP Fire Detection/Alarm	5,963	0	5,963
SFP Fire Sprinklers	43,305	0	43,305
Labor Compliance Program	19,536	0	19,536
Total State Apportionment	\$ <u>4,998,904</u>	\$ <u>(266,987)</u>	\$ <u>4,731,917</u>
 Financing			
State (SFP)	\$ 2,499,452	\$ (133,494)	\$ 2,365,958
Financial Hardship (SFP)	2,499,452	(133,493)	2,365,959
Total Project Costs	\$ <u>4,998,904</u>	\$ <u>(266,987)</u>	\$ <u>4,731,917</u>

RECOMMENDATIONS

1. Approve a decrease of \$266,987 in the total project cost from \$4,998,904 to \$4,731,917.
2. Approve a decrease of \$133,494 in the State Apportionment [Bonds/2006-Nov.; 057-500] from \$2,499,452 to \$2,365,958.
3. Approve a decrease of \$133,493 in the Financial Hardship Contribution [Bonds/2006-Nov.; 057-500] from \$2,499,452 to \$2,365,959.
4. Require the District to return State funds in the amount of \$266,987.

SCHOOL DISTRICT DATA

Application Number:.....50/10330-99-010 School District:.....Riverside County Office of Education
 County:.....Riverside School Name:.....Moreno Valley Comm. Learning CTR
 Financial Hardship.....Yes Date of Financial Hardship status:.....November 18, 2008
 Qualifying Financial Hardship Criteria: SFP Regulation 1859.81(c)(3).

PURPOSE OF REPORT

To recommend accounting revisions to close out a completed project.

DESCRIPTION

A review of expenditures reported by the District has been made and the revisions indicated are necessary to close out this completed project. This is a Financial Hardship project and has savings in the amount of \$961,137. SFP Regulation Section 1859.103 states that “the State’s portion of any savings declared by the district or determined by the OPSC by audit must be used to reduce the SFP financial hardship grant of that project ... any interest earned on a financial hardship project not expended on eligible project expenditures will be treated as savings and will be used to reduce the SFP financial hardship grant for that project.” A review of expenditures reported by the District indicates that per SFP Regulation Sections 1859.74 and 1859.106, the District was over-funded for Department of Toxic Substances Control (DTSC) in the amount of \$3,227. The District has concurred with the findings and agrees to return the State funds in the amount of \$964,364.

Detail of Final Cost & Financing

Budget Item	Currently Approved	Required Change	Revised Approval
SFP New Construction	\$ 2,697,136	\$ (480,568)	\$ 2,216,568
SFP Site Acquisition	857,500	0	857,500
SFP Site Other	34,300	0	34,300
SFP Service Site	426,046	0	426,046
SFP General Site	136,322	0	136,322
SFP Offsite	427,525	0	427,525
SFP Utilities	29,404	0	29,404
SFP Financial Hardship	4,186,358	(482,182)	3,704,176
SFP Site DTSC Fee	7,691	(1,614)	6,077
SFP Fire Detection/Alarm	5,400	0	5,400
SFP Fire Sprinklers	41,904	0	41,904
Labor Compliance Program	23,648	0	23,648
Total State Apportionment	\$ 8,873,234	\$ (964,364)	\$ 7,908,870
Financing			
District Contribution	\$ 526,494	\$ 0	\$ 526,494
State (SFP)	4,686,876	(482,182)	4,204,694
Financial Hardship (SFP)	4,186,358	(482,182)	3,704,176
Total Project Costs	\$ 9,399,728	\$ (964,364)	\$ 8,435,364

RECOMMENDATIONS

1. Approve a decrease of \$964,364 in the total project cost from \$9,399,728 to \$8,435,364.
2. Approve a decrease of \$482,182 in the State Apportionment [Bonds/2002-Nov.; 047-500 (\$480,568); Bonds/2004-Mar.; 055-500 (\$1,614)] from \$4,686,876 to \$4,204,694.
3. Approve a decrease of \$482,182 in the Financial Hardship Contribution [Bonds/2002-Nov.; 047-500] from \$4,186,358 to \$3,704,176.
4. Require the District to return State funds in the amount of \$964,364.

SCHOOL DISTRICT DATA

Application Number:.....50/10330-99-012 School District:.....Riverside County Office of Education
 County:.....Riverside School Name:.....Murrieta Regional Learning CTR (SDC)
 Financial Hardship.....Yes Date of Financial Hardship status:.....November 18, 2008
 Qualifying Financial Hardship Criteria: SFP Regulation 1859.81(c)(3).

PURPOSE OF REPORT

To recommend accounting revisions to close out a completed project.

DESCRIPTION

A review of expenditures reported by the District has been made and the revisions indicated are necessary to close out this completed project. This is a Financial Hardship project and has savings in the amount of \$561,706. SFP Regulation Section 1859.103 states that “the State’s portion of any savings declared by the district or determined by the OPSC by audit must be used to reduce the SFP financial hardship grant of that project ... any interest earned on a financial hardship project not expended on eligible project expenditures will be treated as savings and will be used to reduce the SFP financial hardship grant for that project.” A review of expenditures reported by the District indicates that per SFP Regulation Sections 1859.74 and 1859.106, the District was over-funded for Department of Toxic Substances Control (DTSC) in the amount of \$422. The District has concurred with the findings and agrees to return the State funds in the amount of \$562,128.

Detail of Final Cost & Financing

Budget Item	Currently Approved	Required Change	Revised Approval
SFP New Construction	\$ 2,382,723	\$ (280,853)	\$ 2,101,870
SFP Site Acquisition	2,125,000	0	2,125,000
SFP Site Other	85,000	0	85,000
SFP Service Site	767,536	0	767,536
SFP General Site	201,597	0	201,597
SFP Offsite	359,099	0	359,099
SFP Utilities	45,272	0	45,272
SFP Financial Hardship	6,031,877	(281,064)	5,750,813
SFP Site DTSC Fee	586	(211)	375
SFP Fire Detection/Alarm	4,725	0	4,725
SFP Fire Sprinklers	36,666	0	36,666
Labor Compliance Program	23,673	0	23,673
Total State Apportionment	\$ 12,063,754	\$ (562,128)	\$ 11,501,626
Financing			
State (SFP)	\$ 6,031,877	\$ (281,064)	\$ 5,750,813
Financial Hardship (SFP)	6,031,877	(281,064)	5,750,813
Total Project Costs	\$ 12,063,754	\$ (562,128)	\$ 11,501,626

RECOMMENDATIONS

1. Approve a decrease of \$562,128 in the total project cost from \$12,063,754 to \$11,501,626.
2. Approve a decrease of \$281,064 in the State Apportionment [Bonds/2002-Nov.; 047-500 (\$280,853); Bonds/2004-Mar.; 055-500 (\$211)] from \$6,031,877 to \$5,750,813.
3. Approve a decrease of \$281,064 in the Financial Hardship Contribution [Bonds/2002-Nov.; 047-500] from \$6,031,877 to \$5,750,813.
4. Require the District to return State funds in the amount of \$562,128.

SCHOOL DISTRICT DATA

Application Number:.....50/10363-03-067 School District:.....San Bernardino Co. Office of Education
 County:.....San Bernardino School Name:.....El Mirage Elementary
 Financial Hardship.....Yes Date of Financial Hardship status:.....May 7, 2007
 Qualifying Financial Hardship Criteria: SFP Regulation 1859.81(c)(3).

PURPOSE OF REPORT

To recommend accounting revisions to close out a completed project.

DESCRIPTION

A review of expenditures reported by the District has been made and the revisions indicated are necessary to close out this completed project. This is a Financial Hardship project and has savings in the amount of \$93,215. SFP Regulation Section 1859.103 states that “the State’s portion of any savings declared by the district or determined by the OPSC by audit must be used to reduce the SFP financial hardship grant of that project ... any interest earned on a financial hardship project not expended on eligible project expenditures will be treated as savings and will be used to reduce the SFP financial hardship grant for that project.” The District has concurred with the findings and agrees to return the State funds in the amount of \$93,215.

Detail of Final Cost & Financing

Budget Item	Currently Approved	Required Change	Revised Approval
SFP New Construction	\$ 447,012	\$ (46,608)	\$ 400,404
SFP SDC Therapy	56,295	0	56,295
SFP Service Site	152,195	0	152,195
SFP Utilities	11,958	0	11,958
SFP Small School	53,641	0	53,641
SFP Financial Hardship	859,368	(46,607)	812,761
SFP SDC Therapy Toilet	112,128	0	112,128
SFP Fire Detection/ Alarm	1,653	0	1,653
SFP Fire Sprinklers	10,953	0	10,953
SFP Labor Compliance Program	13,533	0	13,533
Total State Apportionment	\$ 1,718,736	\$ (93,215)	\$ 1,625,521
Financing			
State (SFP)	\$ 859,368	\$ (46,608)	\$ 812,760
Financial Hardship (SFP)	859,368	(46,607)	812,761
Total Project Costs	\$ 1,718,736	\$ (93,215)	\$ 1,625,521

RECOMMENDATIONS

1. Approve a decrease of \$93,215 in the total project cost from \$1,718,736 to \$1,625,521.
2. Approve a decrease of \$46,608 in the State Apportionment [Bonds/2004-Mar.; 055-500] from \$859,368 to \$812,760.
3. Approve a decrease of \$46,607 in the Financial Hardship Contribution [Bonds/2004-Mar.; 055-500] from \$859,368 to \$812,761.
4. Require the District to return State funds in the amount of \$93,215.

SCHOOL DISTRICT DATA

Application Number:.....50/10546-00-028 School District:.....Tulare County Office of Education
 County:.....Tulare School Name:.....Wilson Middle
 Financial Hardship.....Yes Date of Financial Hardship status:.... November 19, 2009
 Qualifying Financial Hardship Criteria: SFP Regulation 1859.81(c)(3).

PURPOSE OF REPORT

To recommend accounting revisions to close out a completed project.

DESCRIPTION

A review of expenditures reported by the District has been made and the revisions indicated are necessary to close out this completed project. This is a Financial Hardship project and has savings in the amount of \$192,674. SFP Regulation Section 1859.103 states that “the State’s portion of any savings declared by the district or determined by the OPSC by audit must be used to reduce the SFP financial hardship grant of that project ... any interest earned on a financial hardship project not expended on eligible project expenditures will be treated as savings and will be used to reduce the SFP financial hardship grant for that project.” The District has concurred with the findings and has already returned State funds in the amount of \$192,674.

Detail of Final Cost & Financing

Budget Item	Currently Approved	Required Change	Revised Approval
SFP New Construction	\$ 230,409	\$ (96,337)	\$ 134,072
SFP SDC Therapy	41,472	0	41,472
SFP Service Site	6,145	0	6,145
SFP Utilities	91,232	0	91,232
SFP Small School	27,649	0	27,649
SFP Financial Hardship	474,178	(96,337)	377,841
SFP SDC Therapy Toilet	72,336	0	72,336
SFP Project Assistance	5,498	0	5,498
SFP Fire Detection/ Alarm	985	0	985
SFP Fire Sprinklers	1,686	0	1,686
SFP Labor Compliance Program	8,000	0	8,000
Total State Apportionment	\$ 959,590	\$ (192,674)	\$ 766,916
Financing			
District Contribution	\$ 11,234	\$ 0	\$ 11,234
State (SFP)	485,412	(96,337)	389,075
Financial Hardship (SFP)	474,178	(96,337)	377,841
Total Project Costs	\$ 970,824	\$ (192,674)	\$ 778,150

RECOMMENDATIONS

1. Approve a decrease of \$192,674 in the total project cost from \$970,824 to \$778,150.
2. Approve a decrease of \$96,337 in the State Apportionment [Bonds/1998-Nov.; 119-617] from \$485,412 to \$389,075.
3. Approve a decrease of \$96,337 in the Financial Hardship Contribution [Bonds/1998-Nov.; 119-617] from \$474,178 to \$377,841.
4. Recognize the District has returned State funds in the amount of \$192,674.

SCHOOL DISTRICT DATA

Application Number:.....53/64733-00-016 School District:.....Los Angeles Unified
 County:.....Los Angeles School Name:.....Valley Region High #9
 Financial Hardship.....No

PURPOSE OF REPORT

To recommend accounting revisions to close out a completed project.

DESCRIPTION

A review of expenditures reported by the District has been made and the revisions indicated are necessary to close out this completed project. The District incurred additional eligible expenditures per SFP Regulation Sections 1859.74 and 1859.106 and may receive additional Department of Toxic Substances Control (DTSC) funding in the amount of \$883. The District was also over-funded for hazardous waste costs in the amount of \$6,825. The District has concurred with the findings and agrees to return the State funds in the amount of \$5,942.

Budget Item	Detail of Final Cost & Financing		
	Currently Approved	Required Change	Revised Approval
SFP New Construction	\$ 10,275,552	\$ 0	\$ 10,275,552
SFP Multi Level Construction	1,194,533	0	1,194,533
SFP Service Site	1,541,458	0	1,541,458
SFP Offsite	25,410	0	25,410
SFP Utilities	118,342	0	118,342
SFP Urban Security	5,447,235	0	5,447,235
SFP Site DTSC Fees	5,172	883	6,055
SFP Site Hazardous Removal	67,830	(6,825)	61,005
SFP Fire Detection/ Alarm	20,736	0	20,736
SFP High Performance	227,090	0	227,090
SFP Labor Compliance Program	88,171	0	88,171
Total State Apportionment	\$ 19,011,529	\$ (5,942)	\$ 19,005,587
Financing			
District Contribution	\$ 19,011,529	\$ (5,941)	\$ 19,005,588
State (SFP)	19,011,529	(5,942)	19,005,587
Total Project Costs	\$ 38,023,058	\$ (11,883)	\$ 38,011,175

RECOMMENDATIONS

1. Approve a decrease of \$11,883 in the total project cost from \$38,023,058 to \$38,011,175.
2. Approve a decrease of \$5,941 in the District Contribution from \$19,011,529 to \$19,005,588.
3. Approve a decrease of \$5,942 in the State Apportionment [Bonds/2002-Nov.; 047-600] from \$19,011,529 to \$19,005,587.
4. Require the District to return State funds in the amount of \$5,942.

SCHOOL DISTRICT DATA

Application Number:.....53/64733-00-092 School District:.....Los Angeles Unified
 County:.....Los Angeles School Name:.....South Region Middle #6
 Financial Hardship.....No

PURPOSE OF REPORT

To recommend accounting revisions to close out a completed project.

DESCRIPTION

A review of expenditures reported by the District has been made and the revisions indicated are necessary to close out this completed project. The District incurred additional eligible expenditures per SFP Regulation Sections 1859.74 and 1859.106 and may receive additional site acquisition, site other, Department of Toxic Substances Control (DTSC), and hazardous waste funding in the amount of \$15,514. In addition, the District was over-funded for relocation assistance in the amount of \$11,110. The District has concurred with these findings and is eligible for an additional funding apportionment in the amount of \$4,404.

Detail of Final Cost & Financing

Budget Item	Currently Approved	Required Change	Revised Approval
SFP New Construction	\$ 504,792	\$ 0	\$ 504,792
SFP Multi Level Construction	60,575	0	60,575
SFP Site Acquisition	517,941	13,208	531,149
SFP Site Relocation	57,433	(11,110)	46,323
SFP Site Other	20,718	528	21,246
SFP Service Site	201,438	0	201,438
SFP General Site	38,207	0	38,207
SFP Offsite	15,109	0	15,109
SFP Utilities	6,161	0	6,161
SFP Urban Security	264,067	0	264,067
SFP Site DTSC Fee	615	37	652
SFP Site Hazardous Removal	12,105	1,741	13,846
SFP Fire Detection/Alarm	756	0	756
SFP Fire Sprinklers	9,558	0	9,558
SFP High Performance	10,702	0	10,702
SFP Labor Compliance Program	16,278	0	16,278
Total State Apportionment	\$ 1,736,455	\$ 4,404	\$ 1,740,859
Financing			
District Contribution	\$ 1,736,455	\$ 4,405	\$ 1,740,860
State (SFP)	1,736,455	4,404	1,740,859
Total Project Costs	\$ 3,472,910	\$ 8,809	\$ 3,481,719

RECOMMENDATIONS

1. Approve an increase of \$8,809 in the total project cost from \$3,472,910 to \$3,481,719.
2. Approve an increase of \$4,405 in the District Contribution from \$1,736,455 to \$1,740,860.
3. Approve an increase of \$4,404 in the State Apportionment [Bonds/1998-Nov.; 119-501] from \$1,736,455 to \$1,740,859.

SCHOOL DISTRICT DATA

Application Number:.....53/64733-00-145 School District:.....Los Angeles Unified
 County:.....Los Angeles School Name:.....Valley Region High #5
 Financial Hardship.....No

PURPOSE OF REPORT

To recommend accounting revisions to close out a completed project.

DESCRIPTION

A review of expenditures reported by the District has been made and the revisions indicated are necessary to close out this completed project. The District incurred additional eligible expenditures per SFP Regulation Sections 1859.74 and 1859.106 and may receive additional hazardous waste and Department of Toxic Substances Control (DTSC) funding in the amount of \$251,393. The District has concurred with these findings and is eligible for an additional apportionment in the amount of \$125,696.

Detail of Final Cost & Financing

Budget Item	Currently Approved	Required Change	Revised Approval
SFP New Construction	\$ 27,936,657	\$ 0	\$ 27,936,657
SFP Multi Level Construction	3,198,266	0	3,198,266
SFP Site Acquisition	7,169,811	0	7,169,811
SFP Site Other	286,792	0	286,792
SFP Service Site	2,653,452	0	2,653,452
SFP General Site	1,415,618	0	1,415,618
SFP Offsite	365,789	0	365,789
SFP Utilities	145,818	0	145,818
SFP Urban Security	14,190,760	0	14,190,760
SFP Site DTSC Fees	16,132	2,271	18,403
SFP Site Hazardous Removal	64,829	123,425	188,254
SFP Fire Detection/Alarm	56,376	0	56,376
SFP Fire Sprinklers	429,867	0	429,867
SFP High Performance	790,607	0	790,607
SFP Labor Compliance Program	218,533	0	218,533
Total State Apportionment	<u>\$ 58,939,307</u>	<u>\$ 125,696</u>	<u>\$ 59,065,003</u>
Financing			
District Contribution	\$ 58,939,307	\$ 125,697	\$ 59,065,004
State (SFP)	58,939,307	125,696	59,065,003
Total Project Costs	<u>\$ 117,878,614</u>	<u>\$ 251,393</u>	<u>\$ 118,130,007</u>

RECOMMENDATIONS

1. Approve an increase of \$251,393 in the total project cost from \$117,878,614 to \$118,130,007.
2. Approve an increase of \$125,697 in the District Contribution from \$58,939,307 to \$59,065,004.
3. Approve an increase of \$125,696 in the State Apportionment [Bonds/2006-Nov.; 057-500] from \$58,939,307 to \$59,065,003.

SCHOOL DISTRICT DATA

Application Number:.....53/64733-00-149 School District:.....Los Angeles Unified
 County:.....Los Angeles School Name:.....Valley Region Elementary #6
 Financial Hardship.....No

PURPOSE OF REPORT

To recommend accounting revisions to close out a completed project.

DESCRIPTION

A review of expenditures reported by the District has been made and the revisions indicated are necessary to close out this completed project. The District incurred additional eligible expenditures per SFP Regulation Sections 1859.74 and 1859.106 and may receive additional site acquisition, site other, Department of Toxic Substances Control (DTSC), and site hazardous waste removal funding in the amount of \$54,167. The District was also over-funded for site relocation costs in the amount of \$5,307. The District has concurred with these findings and is eligible for an additional funding apportionment in the amount of \$48,860.

Detail of Final Cost & Financing

Budget Item	Currently Approved	Required Change	Revised Approval
SFP New Construction	\$ 8,397,050	\$ 0	\$ 8,397,050
SFP Multi Level Construction	822,027	0	822,027
SFP Site Acquisition	2,901,130	7,928	2,909,058
SFP Site Relocation	138,462	(5,307)	133,155
SFP Site Other	116,045	317	116,362
SFP Service Site	2,635,301	0	2,635,301
SFP General Site	623,829	0	623,829
SFP Offsite	211,007	0	211,007
SFP Utilities	112,451	0	112,451
SFP Urban Security	4,138,100	0	4,138,100
SFP Site DTSC Fee	5,957	72	6,029
SFP Site Hazardous Removal	23,313	45,850	69,163
Fire Detection/Alarm	9,500	0	9,500
Fire Sprinklers	141,550	0	141,550
High Performance	237,637	0	237,637
Labor Compliance Program	81,779	0	81,779
Total State Apportionment	\$ 20,595,138	\$ 48,860	\$ 20,643,998
Financing			
District Contribution	\$ 20,595,138	\$ 48,860	\$ 20,643,998
State (SFP)	20,595,138	48,860	20,643,998
Total Project Costs	\$ 41,190,276	\$ 97,720	\$ 41,287,996

RECOMMENDATIONS

1. Approve an increase of \$97,720 in the total project cost from \$41,190,276 to \$41,287,996.
2. Approve an increase of \$48,860 in the District Contribution from \$20,595,138 to \$20,643,998.
3. Approve an increase of \$48,860 in the State Apportionment [Bonds/2004-Mar.; 055-500] from \$20,595,138 to \$20,643,998.

SCHOOL DISTRICT DATA

Application Number:.....53/64733-00-150 School District:.....Los Angeles Unified
 County:.....Los Angeles School Name:.....Central Region Middle #7
 Financial Hardship.....No

PURPOSE OF REPORT

To recommend accounting revisions to close out a completed project.

DESCRIPTION

A review of expenditures reported by the District has been made and the revisions indicated are necessary to close out this completed project. The District incurred additional eligible expenditures per SFP Regulation Sections 1859.74 and 1859.106 and may receive additional site acquisition, Department of Toxic Substances Control (DTSC), and site Hazardous removal funding in the amount of \$86,424. The District was also over-funded for site relocation costs in the amount of \$1,754. The District has concurred with these findings and is eligible for an additional apportionment in the amount of \$84,670.

Detail of Final Cost & Financing

Budget Item	Currently Approved	Required Change	Revised Approval
SFP New Construction	\$ 757,188	\$ 0	\$ 757,188
SFP Multi Level Construction	90,863	0	90,863
SFP Site Acquisition	682,888	3,838	686,726
SFP Site Relocation	61,443	(1,754)	59,689
SFP Site Other	27,316	0	27,316
SFP Service Site	280,891	0	280,891
SFP General Site	56,637	0	56,637
SFP Offsite	23,903	0	23,903
SFP Utilities	8,176	0	8,176
SFP Urban Security	464,082	0	464,082
SFP Site DTSC Fee	3,738	2,574	6,312
SFP Site Hazardous Removal	302,686	80,012	382,698
SFP Fire Detection/Alarm	1,134	0	1,134
SFP Fire Sprinklers	14,337	0	14,337
SFP High Performance	16,734	0	16,734
SFP Labor Compliance Program	17,571	0	17,571
Total State Apportionment	\$ <u>2,809,587</u>	\$ <u>84,670</u>	\$ <u>2,894,257</u>
Financing			
District Contribution	\$ 2,809,587	\$ 84,670	\$ 2,894,257
State (SFP)	<u>2,809,587</u>	<u>84,670</u>	<u>2,894,257</u>
Total Project Costs	\$ <u>5,619,174</u>	\$ <u>169,340</u>	\$ <u>5,788,514</u>

RECOMMENDATIONS

1. Approve an increase of \$169,340 in the total project cost from \$5,619,174 to \$5,788,514.
2. Approve an increase of \$84,670 in the District Contribution from \$2,809,587 to \$2,894,257.
3. Approve an increase of \$84,670 in the State Apportionment [Bonds/2006-Nov.; 057-500] from \$2,809,587 to \$2,894,257.

SCHOOL DISTRICT DATA

Application Number:.....53/64733-00-183 School District:.....Los Angeles Unified
 County:.....Los Angeles School Name:.....South Region Middle #2
 Financial Hardship.....No

PURPOSE OF REPORT

To recommend accounting revisions to close out a completed project.

DESCRIPTION

A review of expenditures reported by the District has been made and the revisions indicated are necessary to close out this completed project. The District incurred additional eligible expenditures per SFP Regulation Sections 1859.74 and 1859.106 and may receive additional site acquisition, site other, Department of Toxic Substances Control (DTSC), and hazardous waste funding in the amount of \$4,464. In addition, the District was over-funded for relocation assistance in the amount of \$4,625. The District has concurred with these findings and agrees to return the State funds in the amount of \$161.

Detail of Final Cost & Financing

Budget Item	Currently Approved	Required Change	Revised Approval
SFP New Construction	\$ 504,792	\$ 0	\$ 504,792
SFP Multi Level Construction	60,575	0	60,575
SFP Site Acquisition	558,468	3,299	561,767
SFP Site Relocation	67,850	(4,625)	63,225
SFP Site Other	22,339	132	22,471
SFP Service Site	192,492	0	192,492
SFP General Site	38,310	0	38,310
SFP Offsite	14,429	0	14,429
SFP Utilities	4,576	0	4,576
SFP Urban Security	278,781	0	278,781
SFP Site DTSC Fee	721	703	1,424
SFP Site Hazardous Removal	10,928	330	11,258
SFP Fire Detection/Alarm	756	0	756
SFP Fire Sprinklers	9,558	0	9,558
SFP High Performance	11,610	0	11,610
Labor Compliance Program	16,290	0	16,290
Total State Apportionment	<u>\$ 1,792,475</u>	<u>\$ (161)</u>	<u>\$ 1,792,314</u>
 Financing			
District Contribution	\$ 1,792,475	\$ (161)	\$ 1,792,314
State (SFP)	1,792,475	(161)	1,792,314
Total Project Costs	<u>\$ 3,584,950</u>	<u>\$ (322)</u>	<u>\$ 3,584,628</u>

RECOMMENDATIONS

1. Approve a decrease of \$322 in the total project cost from \$3,584,950 to \$3,584,628.
2. Approve a decrease of \$161 in the District Contribution from \$1,792,475 to \$1,792,314.
3. Approve a decrease of \$161 in the State Apportionment [Bonds/2002-Nov.; 047-600] from \$1,792,475 to \$1,792,314.
4. Require the District to return State funds in the amount of \$161.

SCHOOL DISTRICT DATA

Application Number:.....53/64733-00-222 School District:.....Los Angeles Unified
 County:.....Los Angeles School Name:.....Valley Region High #4
 Financial Hardship.....No

PURPOSE OF REPORT

To recommend accounting revisions to close out a completed project.

DESCRIPTION

A review of expenditures reported by the District has been made and the revisions indicated are necessary to close out this completed project. The District incurred additional eligible expenditures per SFP Regulation Sections 1859.74 and 1859.106 and may receive additional Department of Toxic Substances Control (DTSC), and hazardous waste funding in the amount of \$15,086. The District has concurred with these findings and is eligible for an additional funding apportionment in the amount of \$15,086.

Detail of Final Cost & Financing

Budget Item	Currently Approved	Required Change	Revised Approval
SFP New Construction	\$ 16,376,661	\$ 0	\$ 16,376,661
SFP Multi Level Construction	1,965,199	0	1,965,199
SFP Site Acquisition	9,572,545	0	9,572,545
SFP Site Other	382,902	0	382,902
SFP Service Site	8,747,023	0	8,747,023
SFP General Site	830,370	0	830,370
SFP Offsite	178,073	0	178,073
SFP Utilities	168,790	0	168,790
SFP Urban Security	9,101,624	0	9,101,624
SFP Site DTSC Fee	3,117	2,693	5,810
SFP Site Hazardous Removal	46,493	12,393	58,886
SFP Fire Detection/Alarm	33,048	0	33,048
SFP Fire Sprinklers	251,991	0	251,991
SFP High Performance	357,011	0	357,011
SFP Labor Compliance Program	165,839	0	165,839
Total State Apportionment	\$ 48,180,686	\$ 15,086	\$ 48,195,772
Financing			
District Contribution	\$ 48,180,686	\$ 15,086	\$ 48,195,772
State (SFP)	48,180,686	15,086	48,195,772
Total Project Costs	\$ 96,361,372	\$ 30,172	\$ 96,391,544

RECOMMENDATIONS

1. Approve an increase of \$30,172 in the total project cost from \$96,361,372 to \$96,391,544.
2. Approve an increase of \$15,086 in the District Contribution from \$48,180,686 to \$48,195,772.
3. Approve an increase of \$15,086 in the State Apportionment [Bonds/2004-Mar.; 055-500] from \$48,180,686 to \$48,195,772.

SCHOOL DISTRICT DATA

Application Number:.....53/64733-00-339 School District:.....Los Angeles Unified
 County:.....Los Angeles School Name:.....East Valley High School 1A
 Financial Hardship.....No

PURPOSE OF REPORT

To recommend accounting revisions to close out a completed project.

DESCRIPTION

A review of expenditures reported by the District has been made and the revisions indicated are necessary to close out this completed project. The District incurred additional eligible expenditures per SFP Regulation Sections 1859.74 and 1859.106 and may receive additional Department of Toxic Substances Control (DTSC), and hazardous waste funding in the amount of \$19,311. The District has concurred with these findings and is eligible for an additional funding apportionment in the amount of \$19,311.

Detail of Final Cost & Financing

Budget Item	Currently Approved	Required Change	Revised Approval
SFP New Construction	\$ 19,266,660	\$ 0	\$ 19,266,660
SFP Multi Level Construction	2,311,999	0	2,311,999
SFP Site Acquisition	18,500,000	0	18,500,000
SFP Site Other	740,000	0	740,000
SFP Service Site	7,447,959	0	7,447,959
SFP General Site	1,123,419	0	1,123,419
SFP Offsite	860,952	0	860,952
SFP Utilities	308,808	0	308,808
SFP Urban Security	5,765,509	0	5,765,509
SFP Site DTSC Fee	3,721	125	3,846
SFP Site Hazardous Removal	60,824	19,186	80,010
SFP Fire Detection/Alarm	38,880	0	38,880
SFP Fire Sprinklers	296,460	0	296,460
SFP Labor Compliance Program	163,483	0	163,483
Total State Apportionment	\$ 56,888,674	\$ 19,311	\$ 56,907,985
Financing			
District Contribution	\$ 56,888,674	\$ 19,310	\$ 56,907,984
State (SFP)	56,888,674	19,311	56,907,985
Total Project Costs	\$ 113,777,348	\$ 38,621	\$ 113,815,969

RECOMMENDATIONS

1. Approve an increase of \$38,621 in the total project cost from \$113,777,348 to \$113,815,969.
2. Approve an increase of \$19,310 in the District Contribution from \$56,888,674 to \$56,907,984.
3. Approve an increase of \$19,311 in the State Apportionment [Bonds/2004-Mar.; 055-500] from \$56,888,674 to \$56,907,985.

SCHOOL DISTRICT DATA

Application Number:.....53/64733-00-574 School District:.....Los Angeles Unified
 County:.....Los Angeles School Name:.....South Region Span K-8 #1
 Financial Hardship.....No

PURPOSE OF REPORT

To recommend accounting revisions to close out a completed project.

DESCRIPTION

A review of expenditures reported by the District has been made and the revisions indicated are necessary to close out this completed project. The District incurred additional eligible expenditures per SFP Regulation Sections 1859.74 and 1859.106 and may receive additional relocation assistance, Department of Toxic Substances Control (DTSC), and hazardous waste funding in the amount of \$5,569,869. The District has concurred with these findings and is eligible for an additional apportionment in the amount of \$5,569,869.

Detail of Final Cost & Financing

Budget Item	Currently Approved	Required Change	Revised Approval
SFP New Construction	\$ 12,970,881	\$ 0	\$ 12,970,881
SFP Multi Level Construction	1,412,627	0	1,412,627
SFP Site Acquisition	12,141,743	0	12,141,743
SFP Site Relocation	1,023,680	4,818,345	5,842,025
SFP Site Other	485,667	0	485,667
SFP Service Site	4,107,643	0	4,107,643
SFP General Site	980,816	0	980,816
SFP Offsite	1,213,106	0	1,213,106
SFP Utilities	153,628	0	153,628
SFP Urban Security	6,497,970	0	6,497,970
SFP Site DTSC Fee	91,997	(24,201)	67,796
SFP Site Hazardous Removal	305,075	775,725	1,080,800
SFP Fire Detection/Alarm	19,635	0	19,635
SFP Fire Sprinklers	246,092	0	246,092
SFP High Performance	335,946	0	335,946
SFP Labor Compliance Program	125,553	0	125,553
Total State Apportionment	\$ 42,112,059	\$ 5,569,869	\$ 47,681,928
Financing			
District Contribution	\$ 42,112,059	\$ 5,569,869	\$ 47,681,928
State (SFP)	42,112,059	5,569,869	47,681,928
Total Project Costs	\$ 84,224,118	\$ 11,139,738	\$ 95,363,856

RECOMMENDATIONS

1. Approve an increase of \$11,139,738 in the total project cost from \$84,224,118 to \$95,363,856.
2. Approve an increase of \$5,569,869 in the District Contribution from \$42,112,059 to \$47,681,928.
3. Approve an increase of \$5,569,869 in the State Apportionment [Bonds/2004-Mar.; 955-500] from \$42,112,059 to \$47,681,928.
4. Approve an unfunded approval in the amount of \$5,569,869.

SCHOOL DISTRICT DATA

Application Number:.....53/64733-00-679 School District:.....Los Angeles Unified
 County:.....Los Angeles School Name:.....South Region Elementary #11
 Financial Hardship.....No

PURPOSE OF REPORT

To recommend accounting revisions to close out a completed project.

DESCRIPTION

A review of expenditures reported by the District has been made and the revisions indicated are necessary to close out this completed project. The District incurred additional eligible expenditures per SFP Regulation Sections 1859.74 and 1859.106 and may receive additional site acquisition, relocation assistance, hazardous waste, Department of Toxic Substances Control (DTSC), and site other funding in the amount of \$2,115,821. The District has concurred with these findings and is eligible for an additional apportionment in the amount of \$2,115,821.

Detail of Final Cost & Financing

Budget Item	Currently Approved	Required Change	Revised Approval
SFP New Construction	\$ 7,392,800	\$ 0	\$ 7,392,800
SFP Multi Level Construction	838,848	0	838,848
SFP Site Acquisition	4,903,174	1,606,447	6,509,621
SFP Site Relocation	750,879	31,176	782,055
SFP Site Other	196,127	64,258	260,385
SFP Service Site	1,256,500	0	1,256,500
SFP General Site	558,777	0	558,777
SFP Offsite	226,841	0	226,841
SFP Utilities	103,038	0	103,038
SFP Urban Security	3,384,601	0	3,384,601
SFP Site DTSC Fee	8,085	46,797	54,882
SFP Site Hazardous Removal	920,303	367,143	1,287,446
SFP Fire Detection/Alarm	11,200	0	11,200
SFP Fire Sprinklers	140,000	0	140,000
SFP High Performance	244,702	0	244,702
SFP Labor Compliance Program	68,461	0	68,461
Total State Apportionment	\$ 21,004,336	\$ 2,115,821	\$ 23,120,157
Financing			
District Contribution	\$ 21,004,336	\$ 2,115,821	\$ 23,120,157
State (SFP)	21,004,336	2,115,821	23,120,157
Total Project Costs	\$ 42,008,672	\$ 4,231,642	\$ 46,240,314

RECOMMENDATIONS

1. Approve an increase of \$4,231,642 in the total project cost from \$42,008,672 to \$46,240,314.
2. Approve an increase of \$2,115,821 in the District Contribution from \$21,004,336 to \$23,120,157.
3. Approve an increase of \$2,115,821 in the State Apportionment [Bonds/2006-Nov.; 957-500] from \$21,004,336 to \$23,120,157.
4. Approve an unfunded approval in the amount of \$2,115,821.

SCHOOL DISTRICT DATA

Application Number:.....55/61853-03-001 School District:.....El Dorado Union High
 County:..... El Dorado School Name:..... El Dorado High
 Financial Hardship:.....No

PURPOSE OF REPORT

To recommend accounting revisions to close out a completed project.

DESCRIPTION

A review of expenditures reported by the District has been made and the revisions indicated are necessary to close out this completed project. This is a Career Technical Education Facilities Program project and has savings in the amount of \$230,703. SFP Regulation Section 1859.199 states “an applicant district may not retain savings realized by a Career Technical Education Facilities Project.” The District has concurred with the findings and agrees to return the State funds in the amount of \$115,352.

Detail of Final Cost & Financing			
Budget Item	Currently Approved	Required Change	Revised Approval
SFP New Construction	\$ 1,005,700	\$ (115,352)	\$ 890,348
SFP Site Acquisition	209,000	0	209,000
SFP CTE Equipment	72,045	0	72,045
Total State Apportionment	<u>\$ 1,286,745</u>	<u>\$ (115,352)</u>	<u>\$ 1,171,393</u>
Financing			
District Contribution	\$ 1,286,745	\$ (115,351)	\$ 1,171,394
State (SFP)	1,286,745	(115,352)	1,171,393
Total Project Costs	<u>\$ 2,573,490</u>	<u>\$ (230,703)</u>	<u>\$ 2,342,787</u>

RECOMMENDATIONS

1. Approve a decrease of \$230,703 in the total project cost from \$2,573,490 to \$2,342,787.
2. Approve a decrease of \$115,351 in the District Contribution from \$1,286,745 to \$1,171,394.
3. Approve a decrease of \$115,352 in the State Apportionment [Bonds/2006-Nov.; 057-600] from \$1,286,745 to \$1,171,393.
4. Require the District to return State funds in the amount of \$115,352.

SCHOOL DISTRICT DATA

Application Number:.....55/68106-00-001 School District:.....Escondido Union High
 County:.....San Diego School Name:.....Orange Glen High
 Financial Hardship.....No

PURPOSE OF REPORT

To recommend accounting revisions to close out a completed project.

DESCRIPTION

A review of expenditures reported by the District has been made and the revisions indicated are necessary to close out this completed project. This is a Career Technical Education Facilities Program project and has savings in the amount of \$110,144. SFP Regulations Section 1859.199 states “an applicant district may not retain savings realized by a Career Technical Education Facilities Project.” The District has concurred with the finding and agrees to return the State funds in the amount of \$55,072.

Budget Item	Detail of Final Cost & Financing		
	Currently Approved	Required Change	Revised Approval
SFP CTE Equipment	\$ 146,000	\$ (55,072)	\$ 90,928
Total State Apportionment	<u>\$ 146,000</u>	<u>\$ (55,072)</u>	<u>\$ 90,928</u>
Financing			
District Contribution	\$ 146,000	\$ (55,072)	\$ 90,928
State (SFP)	<u>146,000</u>	<u>(55,072)</u>	<u>90,928</u>
Total Project Costs	<u>\$ 292,000</u>	<u>\$ (110,144)</u>	<u>\$ 181,856</u>

RECOMMENDATIONS

1. Approve a decrease of \$110,144 in the total project cost from \$292,000 to \$181,856.
2. Approve a decrease of \$55,072 in the District Contribution from \$146,000 to \$90,928.
3. Approve a decrease of \$55,072 in the State Apportionment [Bonds/2006-Nov.; 057-600] from \$146,000 to \$90,928.
4. Require the District to return State funds in the amount of \$55,072.

SCHOOL DISTRICT DATA

Application Number:.....55/61176-00-004 School District:.....Fremont Unified
 County:.....Alameda School Name:Mission Valley ROP Career Tech Center
 Financial Hardship.....No

PURPOSE OF REPORT

To recommend accounting revisions to close out a completed project.

DESCRIPTION

A review of expenditures reported by the District has been made and the revisions indicated are necessary to close out this completed project. This is a career Technical Education Facilities Program project and has savings in the amount \$122,252. SFP Regulation Section 1859.199 states “an applicant district may not retain savings realized by a Career Technical Education Facilities Project.” The District has concurred with the findings and agrees to return the State funds in the amount of \$61,126.

Detail of Final Cost & Financing

Budget Item	Currently Approved	Required Change	Revised Approval
SFP New Construction	\$ 515,000	\$ (61,126)	\$ 453,874
SFP Site Acquisition	170,000	0	170,000
SFP CTE Equipment	12,500	0	12,500
Total State Apportionment	<u>\$ 697,500</u>	<u>\$ (61,126)</u>	<u>\$ 636,374</u>
Financing			
District Contribution	\$ 697,500	\$ (61,126)	\$ 636,374
State (SFP)	697,500	(61,126)	636,374
Total Project Costs	<u>\$ 1,395,000</u>	<u>\$ (122,252)</u>	<u>\$ 1,272,748</u>

RECOMMENDATIONS

1. Approve a decrease of \$122,252 in the total project cost from \$1,395,000 to \$1,272,748.
2. Approve a decrease of \$61,126 in the District Contribution from \$697,500 to \$636,374.
3. Approve a decrease of \$61,126 in the State Apportionment [Bonds/2006-Nov.; 057-600] from \$697,500 to \$636,374.
4. Require the District to return State funds in the amount of \$61,126.

SCHOOL DISTRICT DATA

Application Number:.....55/68577-00-002 School District:..... Linden Unified
 County:..... San Joaquin School Name:..... Linden High
 Financial Hardship:..... No

PURPOSE OF REPORT

To recommend accounting revisions to close out a completed project.

DESCRIPTION

A review of expenditures reported by the District has been made and the revisions indicated are necessary to close out this completed project. This is a Career Technical Education Facilities Program project and has savings in the amount of \$16,994. SFP Regulation Section 1859.199 states "an applicant district may not retain savings realized by a Career Technical Education Facilities Project." The District has concurred with the findings and agrees to return the State funds in the amount of \$8,497.

Detail of Final Cost & Financing			
Budget Item	Currently Approved	Required Change	Revised Approval
SFP New Construction	\$ 1,752,095	\$ 0	\$ 1,752,095
SFP Site Other	249,674	0	249,674
SFP Project Assistance	5,272	0	5,272
SFP CTE Equipment	345,750	(8,497)	337,253
Total State Apportionment	\$ 2,352,791	\$ (8,497)	\$ 2,344,294
Financing			
District Contribution	\$ 2,352,791	\$ (8,497)	\$ 2,344,294
State (SFP)	2,352,791	(8,497)	2,344,294
Total Project Costs	\$ 4,705,582	\$ (16,994)	\$ 4,688,588

RECOMMENDATIONS

1. Approve a decrease of \$16,994 in the total project cost from \$4,705,582 to \$4,688,588.
2. Approve a decrease of \$8,497 in the District Contribution from \$2,352,791 to \$2,344,294.
3. Approve a decrease of \$8,497 in the State Apportionment [Bonds/2006-Nov.; 057-600] from \$2,352,791 to \$2,344,294.
4. Require the District to return State funds in the amount of \$8,497.

SCHOOL DISTRICT DATA

Application Number:.....55/10199-00-001 School District:.....Los Angeles County Office of Education
 County:.....Los Angeles School Name:.....Los Angeles Co. High For The Arts
 Financial Hardship.....No

PURPOSE OF REPORT

To recommend accounting revisions to close out a completed project.

DESCRIPTION

A review of expenditures reported by the District has been made and the revisions indicated are necessary to close out this completed project. This is a Career Technical Education Facilities Program project and has savings in the amount \$902,501. SFP Regulation Section 1859.199 states “an applicant district may not retain savings realized by a Career Technical Education Facilities Project.” The District has concurred with the findings and agrees to return the State funds in the amount of \$451,251.

Detail of Final Cost & Financing

Budget Item	Currently Approved	Required Change	Revised Approval
SFP New Construction	\$ 741,435	\$ (451,251)	\$ 290,184
SFP CTE Equipment	535,000	0	535,000
Total State Apportionment	<u>\$ 1,276,435</u>	<u>\$ (451,251)</u>	<u>\$ 825,184</u>
Financing			
District Contribution	\$ 1,276,435	\$ (451,250)	\$ 825,185
State (SFP)	1,276,435	(451,251)	825,184
Total Project Costs	<u>\$ 2,552,870</u>	<u>\$ (902,501)</u>	<u>\$ 1,650,369</u>

RECOMMENDATIONS

1. Approve a decrease of \$902,501 in the total project cost from \$2,552,870 to \$1,650,369.
2. Approve a decrease of \$451,250 in the District Contribution from \$1,276,435 to \$825,185.
3. Approve a decrease of \$451,251 in the State Apportionment [Bonds/2006-Nov.; 057-600] from \$1,276,435 to \$825,184.
4. Require the District to return State funds in the amount of \$451,251.

SCHOOL DISTRICT DATA

Application Number:.....55/75457-00-001 School District:.....Paso Robles Joint Unified
 County:.....San Luis Obispo School Name:.....Paso High
 Financial Hardship.....No

PURPOSE OF REPORT

To recommend accounting revisions to close out a completed project.

DESCRIPTION

A review of expenditures reported by the District has been made and the revisions indicated are necessary to close out this completed project. This is a Career Technical Education Facilities Program project and has savings in the amount of \$8,209. SFP Regulation Section 1859.199 states “an applicant district may not retain savings realized by a Career Technical Education Facilities Project.” The District has concurred with the findings and agrees to return the State funds in the amount of \$4,104.

Detail of Final Cost & Financing

Budget Item	Currently Approved	Required Change	Revised Approval
SFP New Construction	\$ 2,753,652	\$ (4,104)	\$ 2,749,548
SFP Service Site	94,346	0	94,346
Project Assistance	2,964	0	2,964
SFP CTE Equipment	149,038	0	149,038
Total State Apportionment	\$ <u>3,000,000</u>	\$ <u>(4,104)</u>	\$ <u>2,995,896</u>
Financing			
District Contribution	\$ 3,000,000	\$ (4,105)	\$ 2,995,895
State (SFP)	3,000,000	(4,104)	2,995,896
Total Project Costs	\$ <u>6,000,000</u>	\$ <u>(8,209)</u>	\$ <u>5,991,791</u>

RECOMMENDATIONS

1. Approve a decrease of \$8,209 in the total project cost from \$6,000,000 to \$5,991,791.
2. Approve a decrease of \$4,105 in the District Contribution from \$3,000,000 to \$2,995,895.
3. Approve a decrease of \$4,104 in the State Apportionment [Bonds/2006-Nov.; 057-600] from \$3,000,000 to \$2,995,896.
4. Require the District to return State funds in the amount of \$4,104.

SCHOOL DISTRICT DATA

Application Number:.....55/75101-00-004 School District:.....Pleasanton Unified
 County:.....Alameda School Name:.....Amador Valley High
 Financial Hardship.....No

PURPOSE OF REPORT

To recommend accounting revisions to close out a completed project.

DESCRIPTION

A review of expenditures reported by the District has been made and the revisions indicated are necessary to close out this completed project. This is a Career Technical Education Facilities Program project and has savings in the amount \$2,322,194. SFP Regulation Section 1859.199 states “an applicant district may not retain savings realized by a Career Technical Education Facilities Project.” The District has concurred with the findings and agrees to return the State funds in the amount of \$1,161,097.

Detail of Final Cost & Financing

Budget Item	Currently Approved	Required Change	Revised Approval
SFP New Construction	\$ 734,265	\$ (734,265)	\$ 0
SFP Service Site	122,088	(122,088)	0
SFP General Site	266,105	(9,702)	256,403
SFP Utilities	240,610	(240,610)	0
SFP CTE Equipment	54,432	(54,432)	0
Total State Apportionment	<u>\$ 1,417,500</u>	<u>\$ (1,161,097)</u>	<u>\$ 256,403</u>
Financing			
District Contribution	\$ 1,417,500	\$ (1,161,097)	\$ 256,403
State (SFP)	1,417,500	(1,161,097)	256,403
Total Project Costs	<u>\$ 2,835,000</u>	<u>\$ (2,322,194)</u>	<u>\$ 512,806</u>

RECOMMENDATIONS

1. Approve a decrease of \$2,322,194 in the total project cost from \$2,835,000 to \$512,806.
2. Approve a decrease of \$1,161,097 in the District Contribution from \$1,417,500 to \$256,403.
3. Approve a decrease of \$1,161,097 in the State Apportionment [Bonds/2006-Nov.; 057-600] from \$1,417,500 to \$256,403.
4. Require the District to return State funds in the amount of \$1,161,097.

SCHOOL DISTRICT DATA

Application Number:.....55/68338-02-001 School District:.....San Diego Unified
 County:.....San Diego School Name:.....Morse Senior High
 Financial Hardship.....No

PURPOSE OF REPORT

To recommend accounting revisions to close out a completed project.

DESCRIPTION

A review of expenditures reported by the District has been made and the revisions indicated are necessary to close out this completed project. This is a Career Technical Education Facilities Program project and has savings in the amount of \$218,836. SFP Regulation Section 1859.199 states “an applicant district may not retain savings realized by a Career Technical Education Facilities Project.” The District has concurred with the findings and agrees to return the State funds in the amount of \$109,418.

Detail of Final Cost & Financing

Budget Item	Currently Approved	Required Change	Revised Approval
SFP New Construction	\$ 1,457,027	\$ (109,418)	\$ 1,347,609
SFP Service Site	171,550	0	171,550
SFP CTE Equipment	287,809	0	287,809
Total State Apportionment	<u>\$ 1,916,386</u>	<u>\$ (109,418)</u>	<u>\$ 1,806,968</u>
Financing			
District Contribution	\$ 1,916,386	\$ (109,418)	\$ 1,806,968
State (SFP)	<u>1,916,386</u>	<u>(109,418)</u>	<u>1,806,968</u>
Total Project Costs	<u>\$ 3,832,772</u>	<u>\$ (218,836)</u>	<u>\$ 3,613,936</u>

RECOMMENDATIONS

1. Approve a decrease of \$218,836 in the total project cost from \$3,832,772 to \$3,613,936.
2. Approve a decrease of \$109,418 in the District Contribution from \$1,916,386 to \$1,806,968.
3. Approve a decrease of \$109,418 in the State Apportionment [Bonds/2006-Nov.; 057-600] from \$1,916,386 to \$1,806,968.
4. Require the District to return State funds in the amount of \$109,418.

SCHOOL DISTRICT DATA

Application Number:.....55/68338-02-002 School District:.....San Diego Unified
 County:.....San Diego School Name:.....Morse Senior High
 Financial Hardship.....No

PURPOSE OF REPORT

To recommend accounting revisions to close out a completed project.

DESCRIPTION

A review of expenditures reported by the District has been made and the revisions indicated are necessary to close out this completed project. This is a Career Technical Education Facilities Program project and has savings in the amount of \$1,851,423. SFP Regulation Section 1859.199 states “an applicant district may not retain savings realized by a Career Technical Education Facilities Project.” The District has concurred with the findings and agrees to return the State funds in the amount of \$925,712.

Detail of Final Cost & Financing

Budget Item	Currently Approved	Required Change	Revised Approval
SFP New Construction	\$ 2,248,174	\$ (925,712)	\$ 1,322,462
SFP Service Site	152,758	0	152,758
SFP CTE Equipment	598,250	0	598,250
Total State Apportionment	<u>\$ 2,999,182</u>	<u>\$ (925,712)</u>	<u>\$ 2,073,470</u>
Financing			
District Contribution	\$ 2,999,182	\$ (925,711)	\$ 2,073,471
State (SFP)	2,999,182	(925,712)	2,073,470
Total Project Costs	<u>\$ 5,998,364</u>	<u>\$ (1,851,423)</u>	<u>\$ 4,146,941</u>

RECOMMENDATIONS

1. Approve a decrease of \$1,851,423 in the total project cost from \$5,998,364 to \$4,146,941.
2. Approve a decrease of \$925,711 in the District Contribution from \$2,999,182 to \$2,073,471.
3. Approve a decrease of \$925,712 in the State Apportionment [Bonds/2006-Nov.; 057-600] from \$2,999,182 to \$2,073,470.
4. Require the District to return State funds in the amount of \$925,712.

SCHOOL DISTRICT DATA

Application Number:.....56/75713-00-005 School District:.....Alhambra Unified
 County:.....Los Angeles School Name:.....Brightwood Elementary
 Financial Hardship.....No

PURPOSE OF REPORT

To recommend accounting revisions to close out a completed project.

DESCRIPTION

A review of the expenditures reported by the District has been made and the revisions indicated are necessary to amend this previously closed-out project approved by the State Allocation Board at its meeting on March 26, 2014. The District has concurred with the findings and, as a result, the amount of \$407,018.69 will be refunded.

Detail of Final Cost & Financing

Budget Item	Currently Approved	Required Change	Revised Approval
SFP New Construction	\$ 1,064,967.31	\$ 407,018.69	\$ 1,471,986.00
SFP Service Site	58,955.00	0	58,955.00
SFP Utilities	11,133.00	0	11,133.00
SFP Small School	58,879.00	0	58,879.00
SFP Fire Detection/Alarm	1,910.00	0	1,910.00
Total State Apportionment	<u>\$ 1,195,844.31</u>	<u>\$ 407,018.69</u>	<u>\$ 1,602,863.00</u>
Financing			
District Contribution	\$ 1,195,845.00	\$ 407,018.00	\$ 1,602,863.00
State (SFP)	<u>1,195,844.31</u>	<u>407,018.69</u>	<u>1,602,863.00</u>
Total Project Costs	<u>\$ 2,391,689.31</u>	<u>\$ 814,036.69</u>	<u>\$ 3,205,726.00</u>

RECOMMENDATIONS

1. Approve an increase of \$814,036.69 in the total project cost from \$2,391,689.31 to \$3,205,726.00.
2. Approve an increase of \$407,018.00 in the District Contribution from \$1,195,845.00 to \$1,602,863.00.
3. Approve an increase of \$407,018.69 in the State Apportionment [Bonds/2006-Nov.; 057-531] from \$1,195,844.31 to \$1,602,863.00.
4. Refund the District in the amount of \$407,018.69.

SCHOOL DISTRICT DATA

Application Number:.....56/75713-00-006 School District:.....Alhambra Unified
 County:.....Los Angeles School Name:.....Garfield Elementary
 Financial Hardship.....No

PURPOSE OF REPORT

To recommend accounting revisions to close out a completed project.

DESCRIPTION

A review of the expenditures reported by the District has been made and the revisions indicated are necessary to amend this previously closed-out project approved by the State Allocation Board at its meeting on March 26, 2014. The District has concurred with the findings and, as a result, the amount of \$815,451.46 will be refunded.

Detail of Final Cost & Financing

Budget Item	Currently Approved	Required Change	Revised Approval
SFP New Construction	\$ 1,626,752.54	\$ 815,451.46	\$ 2,442,204.00
SFP Multi Level Construction	293,064.00	0	293,064.00
SFP Service Site	113,585.00	0	113,585.00
SFP Utilities	41,472.00	0	41,472.00
SFP Urban Security	1,323,128.00	0	1,323,128.00
SFP Fire Serection/Alarm	3,140.00	0	3,140.00
Total State Apportionment	<u>\$ 3,401,141.54</u>	<u>\$ 815,451.46</u>	<u>\$ 4,216,593.00</u>
Financing			
District Contribution	\$ 3,401,141.00	\$ 815,452.00	\$ 4,216,593.00
State (SFP)	<u>3,401,141.54</u>	<u>815,451.46</u>	<u>4,216,593.00</u>
Total Project Costs	<u>\$ 6,802,282.54</u>	<u>\$ 1,630,903.46</u>	<u>\$ 8,433,186.00</u>

RECOMMENDATIONS

1. Approve an increase of \$1,630,903.46 in the total project cost from \$6,802,282.54 to \$8,433,186.00.
2. Approve an increase of \$815,452.00 in the District Contribution from \$3,401,141.00 to \$4,216,593.00.
3. Approve an increase of \$815,451.46 in the State Apportionment [Bonds/2006-Nov.; 057-531] from \$3,401,141.54 to \$4,216,593.00.
4. Refund the District in the amount of \$815,451.46.

SCHOOL DISTRICT DATA

Application Number:.....56/64352-00-001 School District:.....Centinela Valley Union High
 County:.....Los Angeles School Name:.....Leuzinger High
 Financial Hardship.....No

PURPOSE OF REPORT

To recommend accounting revisions to close out a completed project.

DESCRIPTION

A review of the expenditures reported by the District has been made and the revisions indicated are necessary to amend this previously closed-out project approved by the State Allocation Board at its meeting on March 26, 2014. The District has concurred with the findings and, as a result, the amount of \$1,564,443.01 will be refunded.

Detail of Final Cost & Financing

Budget Item	Currently Approved	Required Change	Revised Approval
SFP New Construction	\$ 12,402,872.99	\$ 1,564,443.01	\$ 13,967,316.00
SFP Multi Level Construction	1,676,078.00	0.00	1,676,078.00
SFP Service Site	513,976.00	0.00	513,976.00
SFP Utilities	74,645.00	0.00	74,645.00
SFP Facility Hardship Other	851,370.00	0.00	851,370.00
SFP Urban Security	4,228,549.00	0.00	4,228,549.00
SFP Fire Detection/Alarm	27,324.00	0.00	27,324.00
Total State Apportionment	\$ <u>19,774,814.99</u>	\$ <u>1,564,443.01</u>	\$ <u>21,339,258.00</u>
Financing			
District Contribution	\$ 19,774,814.00	\$ 1,564,444.00	\$ 21,339,258.00
State (SFP)	<u>19,774,814.99</u>	<u>1,564,443.01</u>	<u>21,339,258.00</u>
Total Project Costs	\$ <u>39,549,628.99</u>	\$ <u>3,128,887.01</u>	\$ <u>42,678,516.00</u>

RECOMMENDATIONS

1. Approve an increase of \$3,128,887.01 in the total project cost from \$39,549,628.99 to \$42,678,516.00.
2. Approve an increase of \$1,564,444.00 in the District Contribution from \$19,774,814.00 to \$21,339,258.00.
3. Approve an increase of \$1,564,443.01 in the State Apportionment [Bonds/2006-Nov.; 057-531] from \$19,774,814.99 to \$21,339,258.00.
4. Refund the District in the amount of \$1,564,443.01.

SCHOOL DISTRICT DATA

Application Number:.....56/73635-00-001 School District:.....Saddleback Valley Unified
 County:.....Orange School Name:.....Trabuco Mesa Elementary
 Financial Hardship.....No

PURPOSE OF REPORT

To recommend accounting revisions to close out a completed project.

DESCRIPTION

A review of the expenditures reported by the District has been made and the revisions indicated are necessary to amend this previously closed-out project approved by the State Allocation Board at its meeting on August 17, 2016. The District has concurred with the findings and, as a result, the amount of \$76,997 will be refunded.

Detail of Final Cost & Financing

Budget Item	Currently	Required	Revised
SFP New Construction	\$ 1,289,803	\$ 76,997	\$ 1,366,800
SFP Service Site	127,471	0	127,471
SFP Small School	54,672	0	54,672
SFP Fire Detection/Alarm	1,650	0	1,650
Total State Apportionment	<u>\$ 1,473,596</u>	<u>\$ 76,997</u>	<u>\$ 1,550,593</u>
Financing			
District Contribution	\$ 1,473,597	\$ 76,996	\$ 1,550,593
State (SFP)	1,473,596	76,997	1,550,593
Total Project Costs	<u>\$ 2,947,193</u>	<u>\$ 153,993</u>	<u>\$ 3,101,186</u>

RECOMMENDATIONS

1. Approve an increase of \$153,993 in the total project cost from \$2,947,193 to \$3,101,186.
2. Approve an increase of \$76,996 in the District Contribution from \$1,473,597 to \$1,550,593.
3. Approve an increase of \$76,997 in the State Apportionment [Bonds/2006-Nov.; 057-531] from \$1,473,596 to \$1,550,593.
4. Refund the District in the amount of \$76,997.

SCHOOL DISTRICT DATA

Application Number:.....57/75325-00-003 School District:.....Farmersville Unified
 County:.....Tulare School Name:.....Snowden (George L.) Elementary
 Financial Hardship.....Yes Date of Financial Hardship status:.....December 18, 2010
 Qualifying Financial Hardship Criteria: SFP Regulation 1859.81(c)(1).

PURPOSE OF REPORT

To recommend accounting revisions to close out a completed project.

DESCRIPTION

A review of expenditures reported by the District has been made and the revisions indicated are necessary to close out this completed project. This is a Financial Hardship project and has savings in the amount of \$41. SFP Regulation Section 1859.103 states that “the State’s portion of any savings declared by the district or determined by the OPSC by audit must be used to reduce the SFP financial hardship grant of that project ... any interest earned on a financial hardship project not expended on eligible project expenditures will be treated as savings and will be used to reduce the SFP financial hardship grant for that project.” The District has concurred with the findings and has already returned State funds in the amount of \$41.

Detail of Final Cost & Financing

Budget Item	Currently Approved	Required Change	Revised Approval
SFP Modernization	\$ 416,400	\$ (25)	\$ 416,375
SFP Small School	16,656	0	16,656
SFP Fire Code Compliance	183,858	0	183,858
SFP Financial Hardship	420,156	(16)	420,140
SFP Fire Detection/Alarm	13,320	0	13,320
Total State Apportionment	<u>\$ 1,050,390</u>	<u>\$ (41)</u>	<u>\$ 1,050,349</u>
Financing			
State (SFP)	\$ 630,234	\$ (25)	\$ 630,209
Financial Hardship (SFP)	420,156	(16)	420,140
Total Project Costs	<u>\$ 1,050,390</u>	<u>\$ (41)</u>	<u>\$ 1,050,349</u>

RECOMMENDATIONS

1. Approve a decrease of \$41 in the total project cost from \$1,050,390 to \$1,050,349.
2. Approve a decrease of \$25 in the State Apportionment [Bonds/2006-Nov.; 057-570] from \$630,234 to \$630,209.
3. Approve a decrease of \$16 in the Financial Hardship Contribution [Bonds/2006-Nov.; 057-570] from \$420,156 to \$420,140.
4. Recognize the District has returned State funds in the amount of \$41.

SCHOOL DISTRICT DATA

Application Number:.....57/75325-00-004 School District:.....Farmersville Unified
 County:.....Tulare School Name:.....Hester (J.E.) Elementary
 Financial Hardship.....Yes Date of Financial Hardship status:.....April 17, 2009
 Qualifying Financial Hardship Criteria: SFP Regulation 1859.81(c)(1).

PURPOSE OF REPORT

To recommend accounting revisions to close out a completed project.

DESCRIPTION

A review of expenditures reported by the District has been made and the revisions indicated are necessary to close out this completed project. This is a Financial Hardship project and has savings in the amount of \$4,615. SFP Regulation Section 1859.103 states that “the State’s portion of any savings declared by the district or determined by the OPSC by audit must be used to reduce the SFP financial hardship grant of that project ... any interest earned on a financial hardship project not expended on eligible project expenditures will be treated as savings and will be used to reduce the SFP financial hardship grant for that project.” The District has concurred with the findings and agrees to return the State funds in the amount of \$4,615.

Detail of Final Cost & Financing

Budget Item	Currently Approved	Required Change	Revised Approval
SFP Modernization	\$ 399,616	\$ (2,769)	\$ 396,847
SFP Fire Code Compliance	205,340	0	205,340
SFP Financial Hardship	410,904	(1,846)	409,058
SFP Fire Detection/Alarm	11,400	0	11,400
Total State Apportionment	\$ <u>1,027,260</u>	\$ <u>(4,615)</u>	\$ <u>1,022,645</u>
Financing			
State (SFP)	\$ 616,356	\$ (2,769)	\$ 613,587
Financial Hardship (SFP)	410,904	(1,846)	409,058
Total Project Costs	\$ <u>1,027,260</u>	\$ <u>(4,615)</u>	\$ <u>1,022,645</u>

RECOMMENDATIONS

1. Approve a decrease of \$4,615 in the total project cost from \$1,027,260 to \$1,022,645.
2. Approve a decrease of \$2,769 in the State Apportionment [Bonds/2006-Nov.; 057-570] from \$616,356 to \$613,587.
3. Approve a decrease of \$1,846 in the Financial Hardship Contribution [Bonds/2006-Nov.; 057-570] from \$410,904 to \$409,058.
4. Require the District to return State funds in the amount of \$4,615

SCHOOL DISTRICT DATA

Application Number:.....58/62802-00-001 School District:.....Fortuna Union Elementary
 County:.....Humbolt School Name:.....Fortuna Middle School
 Financial Hardship.....Yes Date of Financial Hardship status:.....April 10, 2009
 Qualifying Financial Hardship Criteria: SFP Regulation Section 1859.81(c)(2).

PURPOSE OF REPORT

To recommend accounting revisions to close out a completed project.

DESCRIPTION

A review of expenditures reported by the District has been made and the revisions indicated are necessary to close out this completed project. This is a Financial Hardship project and has savings in the amount of \$3,934. SFP Regulation Section 1859.103 states that “the State’s portion of any savings declared by the district or determined by the OPSC by audit must be used to reduce the SFP financial hardship grant of that project ... any interest earned on a financial hardship project not expended on eligible project expenditures will be treated as savings and will be used to reduce the SFP financial hardship grant for that project.” The District has concurred with the findings and agrees to return the State funds in the amount of \$3,934.

Detail of Final Cost & Financing

Budget Item	Currently Approved	Required Change	Revised Approval
SFP Rehabilitation	737,061	(2,360)	734,701
SFP Financial Hardship	491,374	(1,574)	489,800
Total State Apportionment	\$ 1,228,435	\$ (3,934)	\$ 1,224,501
Financing			
State (SFP)	\$ 737,061	\$ (2,360)	\$ 734,701
Financial Hardship (SFP)	491,374	(1,574)	489,800
Total Project Costs	\$ 1,228,435	\$ (3,934)	\$ 1,224,501

RECOMMENDATIONS

1. Approve a decrease of \$3,934 in the total project cost from \$1,228,435 to \$1,224,501.
2. Approve a decrease of \$2,360 in the State Apportionment [Bonds/2006-Nov.; 057-570] from \$737,061 to \$734,701.
3. Approve a decrease of \$1,574 in the Financial Hardship Contribution [Bonds/2006-Nov.; 057-570] from \$491,374 to \$489,800.
4. Require the District to return State funds in the amount of \$3,934.

SCHOOL DISTRICT DATA

Application Number:.....59/64519-00-006 School District:.....El Monte Union High
 County:.....Los Angeles School Name:.....South El Monte High
 Financial Hardship:.....No

PURPOSE OF REPORT

To recommend accounting revisions to close out a completed project.

DESCRIPTION

A review of expenditures reported by the District has been made and the revisions indicated are necessary to close out this completed project. This is a Career Technical Education Facilities Program project and has savings in the amount of \$83,925. SFP Regulation Section 1859.199 states “an applicant district may not retain savings realized by a Career Technical Education Facilities Project.” The District has concurred with the findings and agrees to return the State funds in the amount of \$41,963.

Detail of Final Cost & Financing

Budget Item	Currently Approved	Required Change	Revised Approval
SFP New Construction	\$ 556,344	\$ (41,963)	\$ 514,381
SFP Equipment	167,987	0	167,987
Total State Apportionment	<u>\$ 724,331</u>	<u>\$ (41,963)</u>	<u>\$ 682,368</u>
Financing			
District Contribution	\$ 724,331	\$ (41,962)	\$ 682,369
State (SFP)	724,331	(41,963)	682,368
Total Project Costs	<u>\$ 1,448,662</u>	<u>\$ (83,925)</u>	<u>\$ 1,364,737</u>

RECOMMENDATIONS

1. Approve a decrease of \$83,925 in the total project cost from \$1,448,662 to \$1,364,737.
2. Approve a decrease of \$41,962 in the District Contribution from \$724,331 to \$682,369.
3. Approve a decrease of \$41,963 in the State Apportionment [Bonds/2006-Nov.; 057-600] from \$724,331 to \$682,368.
4. Require the District to return State funds in the amount of \$41,963.

SCHOOL DISTRICT DATA

Application Number:.....59/69229-00-001 School District:.....Lompoc Unified
 County:.....Santa Barbara School Name:.....Lompoc High
 Financial Hardship.....No

PURPOSE OF REPORT

To recommend accounting revisions to close out a completed project.

DESCRIPTION

A review of expenditures reported by the District has been made and the revisions indicated are necessary to close out this completed project. This is a Career Technical Education Facilities Program project and has savings in the amount of \$24,302. SFP Regulation Section 1859.199 states “an applicant district may not retain savings realized by a Career Technical Education Facilities Project.” The District has concurred with the findings and agrees to return the State funds in the amount of \$12,151.

Detail of Final Cost & Financing

Budget Item	Currently Approved	Required Change	Revised Approval
SFP Modernization	\$ 80,000	\$ (12,151)	\$ 67,849
SFP CTE Equipment	74,000	0	74,000
Total State Apportionment	<u>\$ 154,000</u>	<u>\$ (12,151)</u>	<u>\$ 141,849</u>
Financing			
District Contribution	\$ 154,000	\$ (12,151)	\$ 141,849
State (SFP)	154,000	(12,151)	141,849
Total Project Costs	<u>\$ 308,000</u>	<u>\$ (24,302)</u>	<u>\$ 283,698</u>

RECOMMENDATIONS

1. Approve a decrease of \$24,302 in the total project cost from \$308,000 to \$283,698.
2. Approve a decrease of \$12,151 in the District Contribution from \$154,000 to \$141,849.
3. Approve a decrease of \$12,151 in the State Apportionment [Bonds/2006-Nov.; 057-600] from \$154,000 to \$141,849.
4. Require the District to return State funds in the amount of \$12,151.

SCHOOL DISTRICT DATA

Application Number:.....59/40360-00-013 School District:.....Metro Ed. District JPA ROC/P
 County:.....Santa Clara School Name:.....Central County Occ. Center
 Financial Hardship.....No

PURPOSE OF REPORT

To recommend accounting revisions to close out a completed project.

DESCRIPTION

A review of expenditures reported by the District has been made and the revisions indicated are necessary to close out this completed project. This is a Career Technical Education Facilities Program project and has savings in the amount of \$207,682. SFP Regulation Section 1859.199 states “an applicant district may not retain savings realized by a Career Technical Education Facilities Project.” The District has concurred with the findings and agrees to return the State funds in the amount of \$103,841.

Detail of Final Cost & Financing

Budget Item	Currently Approved	Required Change	Revised Approval
SFP Modernization	\$ 661,040	\$ (103,841)	\$ 557,199
Total State Apportionment	<u>\$ 661,040</u>	<u>\$ (103,841)</u>	<u>\$ 557,199</u>
Financing			
District Contribution	\$ 661,040	\$ (103,841)	\$ 557,199
State (SFP)	<u>661,040</u>	<u>(103,841)</u>	<u>557,199</u>
Total Project Costs	<u>\$ 1,322,080</u>	<u>\$ (207,682)</u>	<u>\$ 1,114,398</u>

RECOMMENDATIONS

1. Approve a decrease of \$207,682 in the total project cost from \$1,322,080 to \$1,114,398.
2. Approve a decrease of \$103,841 in the District Contribution from \$661,040 to \$557,199.
3. Approve a decrease of \$103,841 in the State Apportionment [Bonds/2006-Nov.; 057-600] from \$661,040 to \$557,199.
4. Require the District to return State funds in the amount of \$103,841.

SCHOOL DISTRICT DATA

Application Number:.....59/73452-00-003 School District:.....Rowland Unified
 County:.....Los Angeles School Name:.....John A. Rowland High
 Financial Hardship.....No

PURPOSE OF REPORT

To recommend accounting revisions to close out a completed project.

DESCRIPTION

A review of expenditures reported by the District has been made and the revisions indicated are necessary to close out this completed project. This is a Career Technical Education Facilities Program project and has savings in the amount of \$169,498. SFP Regulation Section 1859.199 states “an applicant district may not retain savings realized by a Career Technical Education Facilities Project”. The District has concurred with the findings and agrees to return the State funds in the amount of \$84,749.

Budget Item	Detail of Final Cost & Financing		
	Currently Approved	Required Change	Revised
SFP Modernization	\$ 808,238	\$ (42,375)	\$ 765,863
SFP CTE Equipment	148,203	(42,374)	105,829
Total State Apportionment	<u>\$ 956,441</u>	<u>\$ (84,749)</u>	<u>\$ 871,692</u>
 Financing			
District Contribution	\$ 956,441	\$ (84,749)	\$ 871,692
State (SFP)	956,441	(84,749)	871,692
Total Project Costs	<u>\$ 1,912,882</u>	<u>\$ (169,498)</u>	<u>\$ 1,743,384</u>

RECOMMENDATIONS

1. Approve a decrease of \$169,498 in the total project cost from \$1,912,882 to \$1,743,384.
2. Approve a decrease of \$84,749 in the District Contribution from \$956,441 to \$871,692.
3. Approve a decrease of \$84,749 in the State Apportionment [Bonds/2006-Nov.; 057-600] from \$956,441 to \$871,692.
4. Require the District to return State funds in the amount of \$84,749.

SCHOOL DISTRICT DATA

Application Number:.....59/73452-00-004 School District:.....Rowland Unified
 County:.....Los Angeles School Name:.....Nogales High
 Financial Hardship.....No

PURPOSE OF REPORT

To recommend accounting revisions to close out a completed project.

DESCRIPTION

A review of expenditures reported by the District has been made and the revisions indicated are necessary to close out this completed project. This is a Career Technical Education Facilities Program project and has savings in the amount of \$1,529,512. SFP Regulation Section 1859.199 states “an applicant district may not retain savings realized by a Career Technical Education Facilities Project.” The District has concurred with the findings and agrees to return the State funds in the amount of \$764,756.

Detail of Final Cost & Financing

Budget Item	Currently Approved	Required Change	Revised Approval
SFP Modernization	\$ 1,067,810	\$ (764,756)	\$ 303,054
SFP CTE Equipment	166,196	0	166,196
Total State Apportionment	<u>\$ 1,234,006</u>	<u>\$ (764,756)</u>	<u>\$ 469,250</u>
 Financing			
District Contribution	\$ 1,234,006	\$ (764,756)	\$ 469,250
State (SFP)	1,234,006	(764,756)	469,250
Total Project Costs	<u>\$ 2,468,012</u>	<u>\$ (1,529,512)</u>	<u>\$ 938,500</u>

RECOMMENDATIONS

1. Approve a decrease of \$1,529,512 in the total project cost from \$2,468,012 to \$938,500.
2. Approve a decrease of \$764,756 in the District Contribution from \$1,234,006 to \$469,250.
3. Approve a decrease of \$764,756 in the State Apportionment [Bonds/2006-Nov.; 057-600] from \$1,234,006 to \$469,250.
4. Require the District to return State funds in the amount of \$764,756.

REPORT OF THE EXECUTIVE OFFICER
State Allocation Board Meeting, August 23, 2017

SCHOOL FACILITY PROGRAM
SUBSTANTIAL PROGRESS REDUCTION TO COSTS INCURRED

PURPOSE OF REPORT

To present School Facility Program (SFP) project apportionments to be reduced to eligible costs incurred.

DESCRIPTION

The SFP projects listed on the Attachment are financial hardship County Office of Education (COE) and Districts that received a separate design and site and/or an adjusted grant fund release. The COE's and Districts have either requested to have their project reduced to costs incurred or have not met the substantial progress requirement or have indicated that they will be unable to move forward with the SFP projects listed on the Attachment. The COE's and Districts have requested that their apportionments be reduced to costs incurred to recognize eligible costs for the separate design or site grant phase.

AUTHORITY

Pursuant to Education Code Section 17076.10(b), sufficient evidence of substantial progress for the design, site and adjusted grant apportionments shall be due 18 months from the date any funds were released to the district. The SFP Regulation Section 1859.105 requires that when an apportionment is reduced to project costs incurred or rescinded, all State funds not used to finance eligible expenditures are to be returned to the State Allocation Board (SAB). The SFP Regulations also stipulate that interest earned on State funds, which is not used to finance eligible expenditures, is due to the SAB.

RECOMMENDATIONS

1. Find that the COE's and Districts are unable to meet the substantial progress requirements or indicated that they will be unable to move forward with the projects listed on the Attachment.
2. Reduce the funded apportionments to costs incurred for the projects listed on the Attachment.
3. Direct Staff to adjust the COE's and Districts baseline eligibility, according to the increases (identified in the "Pupils Returned to the District's Baseline" column) on the Attachment, once all funds due to the State have been received.

**ATTACHMENT
SCHOOL FACILITY PROGRAM
SUBSTANTIAL PROGRESS REDUCTION TO COSTS INCURRED
State Allocation Board Meeting, August 23, 2017**

	District/ County/ Application Number	Pupil Grant Adjustments			Grant Adjustments				
		Type of Pupils	Number of Pupils	Pupils Returned to the District's Baseline Number of Pupils	Original Apportionment	District Contribution	Interest	Amount of Eligible Expenditures	Reduction in Apportionment
Design Grant	Grant Elementary ^A Shasta 50/70003-00-003	K-6 7-8 Severe	94 26 3	94 26 3	\$473,280	\$277	\$16,250	\$4,390	\$485,417
	San Bernardino County Office of Education ^B San Bernardino 50/10363-04-029	9-12	108	31	\$404,870	\$0	\$8,215	\$394,345	\$18,740
Site Grant	San Bernardino County Office of Education ^C San Bernardino 50/10363-04-029	N/A	N/A	N/A	\$981,500	\$0	\$62,499	\$1,043,999	\$0
Adjusted Grant	San Bernardino County Office of Education ^D San Bernardino 50/10363-04-029	9-12	54	54	\$6,266,877	\$232,593	\$0	\$0	\$0
TOTAL									\$504,157

- A** This project was presented at the January 25, 2017 SAB meeting as reduction to costs incurred. The original Reduction in Apportionment was \$485,124.49, however, the District sent in an additional \$292.10 in interest, therefore, the total Reduction in Apportionment is \$485,416.59. Furthermore, the District has returned a total of \$485,416.59; therefore, the balance due to the State is 0.
- B** This project was presented at the April 24, 2017 SAB meeting as a reduction to costs incurred. The original Reduction in Apportionment was \$8,082, however, due to revised expenditures, the total Reduction in Apportionment is now \$18,740. This is a Financial Hardship project and the net savings amount of \$18,740 must be returned to the State to reduce the Financial Hardship contribution on this project.
- C** Pupil grants are not assigned on Site Grants.
- D** The San Bernardino County Office of Education (SBCOE) did not meet the Time Limit on Fund Release (TLOFR) and incurred two non-participation occurrences in the Priority in Funding (PIF) process; therefore, the adjusted grant apportionment of \$6,266,877 will be rescinded. Due to the SBCOE's non-participation in the PIF, the balance due to the State is \$0.

**Non-Conforming Buildings
(Continued Use)**

REPORT OF THE EXECUTIVE OFFICER
State Allocation Board Meeting, August 23, 2017

EXEMPTION FOR INDEPENDENT STUDY FACILITIES

PURPOSE OF REPORT

To present the San Joaquin County Office of Education's (District) request, as shown on the Attachment, for an exemption from the definition of "school buildings" for certain facilities used for independent study.

DESCRIPTION

The District operates independent study programs at a facilities that are not located at a regular school site and is requesting an exemption from the definition of "school building," as described in Education Code (EC) Section 17283, for the facility.

EC Section 17289 authorizes any school district or county office of education to request an exemption from the State Allocation Board (Board) for a building or structure or portion of a building or structure used for independent study from the definition of "school buildings." These buildings do not have to meet the Field Act requirements but must comply with local health and safety standards.

The District has certified that it has satisfied the legal requirements under EC Section 17289 for the exemption.

AUTHORITY

EC Section 17283 states: " "School building" as used in this article means and includes any building used, or designed to be used, for elementary or secondary school purposes and constructed, reconstructed, altered, or added to, by the state or any city or city and county, or by any political subdivision or by any school district of any kind within the state, or by any regional occupational center or program created by or authorized to act by an agreement under joint exercise of power, or by the United States government, or any agency thereof."

EC Section 17289 states "In order to provide alternative, community-based educational opportunities through independent study, any school district or county office of education may request an exemption from the State Allocation Board for a building or structure, or portion of a building or structure, from the definition of "school buildings" within the meaning of Section 17283. The exemptions may be granted for no longer than two years and exemptions are renewable. An exemption may only be granted if the school district or county office of education demonstrates to the satisfaction of the State Allocation Board all of the following:

- (a) The building or structure, or portion of building or structure, satisfies all of the following:
 - (1) It is not located on a regular schoolsite.
 - (2) It complies with all applicable local building standards and all relevant local health and safety standards in the community in which it is located.
 - (3) It is used for independent study.
 - (4) It serves fewer than 25 pupils enrolled in kindergarten or any of the grades 1 to 12, inclusive, at any one time in the building or structure, or in a portion of a building or structure where the remainder of the building or structure is not used for instructional purposes.
- (b) The use of the building or structure is critical to providing an effective alternative, community-based program.
- (c) The use of other buildings or structures that would meet seismic safety standards for school facilities is not practical."

STAFF ANALYSIS/STATEMENTS

The District has provided certification that it has met the criteria as stated in EC Section 17289. An exemption has been requested for one year.

RECOMMENDATION

Approve the District's request for an exemption from the definition of "school buildings" for the sites listed on the Attachment from July 1 2017 through June 30, 2018.

ATTACHMENT

EXEMPTION FOR INDEPENDENT STUDY FACILITIES

San Joaquin County Office of Education
(91/10397-00-000)

<u>Site</u>	<u>I.D. No.</u>
Come Back Kids South 321 Sun West Place Manteca, CA 95337	39-10397
Come Back Kids North 4635 Georgetown Place, Suite A Stockton, CA 95207	39-10397
Dream Academy 4635 Georgetown Place, Suite B Stockton, CA 95207	39-10397
FOD North 800 Douglas Road Stockton, CA 95207	39-10397
Frontier I 2200 North El Dorado Street Stockton, CA 95204	39-10397
Frontier II 4635 Georgetown Place, Suite B Stockton, CA 95207	39-10397
New Start 540 North California Street Stockton, CA 95202	39-10397

Emergency Repair Program

REPORT OF THE EXECUTIVE OFFICER
State Allocation Board Meeting, August 23, 2017

EMERGENCY REPAIR PROGRAM GRANT ADJUSTMENTS - SAVINGS

PURPOSE OF REPORT

To reduce grant apportionments for the attached listing of Emergency Repair Program (ERP) projects.

DESCRIPTION

The Local Educational Agencies (LEAs) listed on the Attachment have submitted the required *Expenditure Reports* (Form SAB 61-04) that indicate expenditures are less than the ERP funded grant (savings). In addition, any interest earned on the reported savings has been verified.

The Attachment includes 14 ERP applications that require adjustments, for which the districts have submitted a check with the total amount to be returned.

AUTHORITY

California Code of Regulations (CCR) Title 2, Section 1859.330, states in part, that when expenditures have been determined to be less than the ERP funded grant, the apportionment for ERP funding should be reduced (adjusted) by the amount of the savings and any interest earned.

CCR Title 2, Section 1859.324.1(a), states in part, that when adjustments to apportionments are established, collection procedures must be initiated.

RECOMMENDATIONS

Reduce the grant apportionments by the savings and interest earned for the ERP applications listed on Attachment.

ATTACHMENT
 EMERGENCY REPAIR PROGRAM - Grant Fund Adjustments - Accepting Payments of Savings
 State Allocation Board Meeting - August 23, 2017

County	Local Educational Agency (LEA)	Site	Application Number	State Apportionment	Expenditures	Savings	Interest	Total funds to be returned to the state	Adjusted Apportionment
Glenn	Hamilton Union Elementary	Hamilton Elementary	61/62570-00-0003	\$ 22,507.00	\$ -	\$ 22,507.00	\$ 58.76	\$ 22,565.76	\$ -
Los Angeles	Duarte Unified	Andres Duarte Elementary	61/64469-00-0001	\$ 614,675.00	\$ 368,818.13	\$ 245,856.87	\$ 6,221.28	\$ 252,078.15	\$ 368,818.13
Los Angeles	Lynwood Unified	Twain (Mark) Elementary	61/64774-00-0034	\$ 225,670.00	\$ -	\$ 225,670.00	\$ 3,050.87	\$ 228,720.87	\$ -
Los Angeles	Lynwood Unified	Hosler Middle	61/64774-00-0039	\$ 107,106.00	\$ -	\$ 107,106.00	\$ 2,981.68	\$ 110,087.68	\$ -
Riverside	Moreno Valley Unified	Sunnymead Middle	61/67124-00-0074	\$ 1,044,804.00	\$ 905,262.50	\$ 139,541.50	\$ 4,873.98	\$ 144,415.48	\$ 905,262.50
Riverside	Moreno Valley Unified	Creekside Elementary	61/67124-00-0078	\$ 648,916.00	\$ 361,253.33	\$ 287,662.67	\$ 3,318.99	\$ 290,981.66	\$ 361,253.33
Riverside	Moreno Valley Unified	Honey Hollow Elementary	61/67124-00-0083	\$ 733,392.00	\$ 459,356.41	\$ 274,035.59	\$ 3,625.48	\$ 277,661.07	\$ 459,356.41
Riverside	Moreno Valley Unified	Butterfield Elementary	61/67124-00-0084	\$ 640,423.00	\$ 351,501.18	\$ 288,921.82	\$ 3,279.89	\$ 292,201.71	\$ 351,501.18
Riverside	Moreno Valley Unified	Moreno Valley High	61/67124-00-0109	\$ 147,990.00	\$ 125,613.39	\$ 22,376.61	\$ 897.01	\$ 23,273.62	\$ 125,613.39
Riverside	Moreno Valley Unified	Butterfield Elementary	61/67124-00-0110	\$ 2,283,946.00	\$ 2,037,676.63	\$ 246,269.37	\$ 11,813.59	\$ 258,082.96	\$ 2,037,676.63
Sacramento	Sacramento City Unified	Fruit Ridge Elementary	61/67439-00-0242	\$ 4,847,915.00	\$ 4,784,953.13	\$ 62,961.87	\$ 24,305.33	\$ 87,267.20	\$ 4,784,953.13
Sacramento	Sacramento City Unified	Fruit Ridge Elementary	61/67439-00-0243	\$ 712,219.00	\$ 668,049.75	\$ 44,169.25	\$ 3,998.91	\$ 48,168.16	\$ 668,049.75
Sacramento	Sacramento City Unified	Bonnheim (Joseph) Elementary	61/67439-00-0267	\$ 33,538.00	\$ 28,306.56	\$ 5,231.44	\$ 120.60	\$ 5,352.04	\$ 28,306.56
San Joaquin	Stockton City Unified	Stagg Senior High	61/68676-00-0052	\$ 1,680,294.00	\$ 1,480,121.27	\$ 200,172.73	\$ -	\$ 200,172.73	\$ 1,480,121.27
Totals				\$ 11,570,912.28	\$ 2,172,482.72	\$ 68,546.37	\$ 2,241,029.09		

REPORT OF THE EXECUTIVE OFFICER
State Allocation Board Meeting, August 23, 2017

EMERGENCY REPAIR PROGRAM FUNDING

PURPOSE OF REPORT

To present Emergency Repair Program (ERP) funding applications for Apportionment.

DESCRIPTION

As of June 5, 2017, the State Allocation Board (Board) had apportioned \$796 million for funded projects. The Office of Public School Construction (OPSC) has received savings from previously funded projects. This item recommends the Board to approve Apportionments for the next applications in line.

AUTHORITY

ERP Regulation Section 1859.322. Emergency Repair Program Project Funding Order.

The Board shall make apportionments on a monthly basis for Grants in the order of receipt of an Accepted Application and for Grant Adjustments in the order of receipt of a complete Form SAB 61-04, as follows:

(a) If sufficient funding is available to provide funding to all applications presented that month, all applications will receive an Apportionment of the eligible costs.

(b) If funding is insufficient in any given month:

(1) Grants will be provided to each application on a prorated basis with the balance placed on the Unfunded List, unless the proration will result in funding less than 25 percent of the eligible project costs. The proration shall be determined by dividing the total funds available by the total eligible costs of all applications Ready for Apportionment. All Grant Adjustments will be placed on the Unfunded List.

(2) If the proration, as determined in (1) above, will be less than 25 percent of the eligible project costs, the Board shall provide Grant funding at 100 percent of the eligible project costs of the Grants based on date order received until funds are no longer available and the remaining Grant applications shall be placed on the Unfunded List. All Grant Adjustments will be placed on the Unfunded List.

(3) The Board will continue to accept and process applications for the purpose of developing an Unfunded List based on the order of receipt of the Accepted Applications.

When funds become available, projects on the Unfunded List will be apportioned in the order of date received. From available funds, Grants will be funded first and Grant Adjustments will be funded second. After an Apportionment has been made by the Board, funds will be released automatically by the OPSC. If local funds have been expended, the Apportionment must be used by the LEA [Local Educational Agency] to reimburse the special reserve fund and the original source of funds used to make the LEA expenditures for the ERP project.

Once all ERP funds have been depleted, any applications that have received a prorated Apportionment, a Grant, or a Grant Adjustment will be deemed a full and final Apportionment, any applications remaining fully unfunded on the Unfunded List will be returned to the LEA, and the Unfunded List shall be dissolved.

STAFF ANALYSIS / ATTACHMENT

ERP Regulation Section 1859.322 requires the Board to make apportionments on a monthly basis and provides for an unfunded list to be generated when there is insufficient funding in any given month. ERP Regulation Section 1859.322(b) further requires that if funding is insufficient in any given month Grants will be provided to each application on a prorated basis, unless the proration will result in funding less than 25 percent of the eligible project costs, with the balance placed on an Unfunded List. ERP Regulations further stipulate that when funds become available, projects on the Unfunded List, which includes applications that have been funded with prorated amounts, will be apportioned funds in the order of date received.

RECOMMENDATION

Apportion \$4,990,028 in ERP funds for 60 applications listed on the Attachment from Fund 3082-000.

ATTACHMENT
EMERGENCY REPAIR PROGRAM
State Allocation Board Meeting, August 23, 2017

County	Local Educational Agency (LEA)	Site	Application Number	Types of Projects	Apport. Type*	Apportionment	Admin Filing Fees (Included in total)
Fresno	Fresno Unified	Cooper Middle	61/62166-00-0767	Ceiling System(\$684); Electrical(\$239); Siding/Fences(\$287); Flooring Systems(\$96); Windows/Doors/Gates(\$418); Graffiti Removal(\$2,071); HVAC(\$800); Windows/Doors/Gates(\$273); Plumbing(\$355); Roofing(\$172);	e-r	\$5,395.00	
Fresno	Fresno Unified	Del Mar Elementary	61/62166-00-0768	Paving(\$3,442); Electrical(\$41); Siding/Fences(\$172); Flooring Systems(\$136); HVAC(\$666); Windows/Doors/Gates(\$153); Plumbing(\$366); Roofing(\$67);	e-r	\$5,043.00	
Fresno	Fresno Unified	Ericson Elementary	61/62166-00-0769	Siding/Fences(\$734); Flooring Systems(\$82); Windows/Doors/Gates(\$2,447); Graffiti Removal(\$1,308); HVAC(\$711); Windows/Doors/Gates(\$25); Plumbing(\$491); Roofing(\$328);	e-r	\$6,126.00	
Fresno	Fresno Unified	Ewing Elementary	61/62166-00-0770	Siding/Fences(\$543); Fire Detection/Alarm and/or Sprinkler System(\$339); Flooring Systems(\$985); Windows/Doors/Gates(\$2,188); Graffiti Removal(\$927); HVAC(\$629); Windows/Doors/Gates(\$71); Plumbing(\$474); Roofing(\$863);	e-r	\$7,019.00	
Fresno	Fresno Unified	Fort Miller Middle	61/62166-00-0771	Ceiling System(\$140); Electrical(\$802); Siding/Fences(\$260); Windows/Doors/Gates(\$530); Graffiti Removal(\$1,330); HVAC(\$444); Windows/Doors/Gates(\$73); Plumbing(\$2,961); Roofing(\$70);	e-r	\$6,610.00	
Fresno	Fresno Unified	Fremont Elementary	61/62166-00-0772	Ceiling System(\$96); Paving(\$25,534); Electrical(\$2,311); Siding/Fences(\$241); Flooring Systems(\$113); Windows/Doors/Gates(\$605); Graffiti Removal(\$1,048); HVAC(\$1,337); Windows/Doors/Gates(\$132); Plumbing(\$3,782); Roofing(\$325);	e-r	\$35,524.00	

*Application type 'g' identifies requests for grant funding for projects that have not been completed
Application type 'e-r' identifies requests for reimbursement funding for projects that have been completed

ATTACHMENT
EMERGENCY REPAIR PROGRAM
State Allocation Board Meeting, August 23, 2017

County	Local Educational Agency (LEA)	Site	Application Number	Types of Projects	Apport. Type*	Apportionment	Admin Filing Fees (Included in total)
Fresno	Fresno Unified	Fresno High	61/62166-00-0773	Paving(\$9,202); Electrical(\$1,584); Siding/Fences(\$1,767); Fire Detection/Alarm and/or Sprinkler System(\$339); Flooring Systems(\$1,343); Windows/Doors/Gates(\$4,346); Graffiti Removal(\$6,466); HVAC(\$10,502); Windows/Doors/Gates(\$3,308); Plumbing(\$2,222); Roofing(\$1,377);	e-r	\$42,456.00	
Fresno	Fresno Unified	Academy For New Americans	61/62166-00-0774	Ceiling System(\$663); Electrical(\$4,000); Siding/Fences(\$228); Fire Detection/Alarm and/or Sprinkler System(\$123); Flooring Systems(\$5,574); HVAC(\$954); Plumbing(\$199); Roofing(\$1,358);	e-r	\$13,099.00	
Fresno	Fresno Unified	Addams Elementary	61/62166-00-0775	Ceiling System(\$46); Electrical(\$554); Siding/Fences(\$1,094); Fire Detection/Alarm and/or Sprinkler System(\$82); Flooring Systems(\$773); Windows/Doors/Gates(\$204); Graffiti Removal(\$151); HVAC(\$927); Windows/Doors/Gates(\$410); Plumbing(\$1,088);	e-r	\$5,329.00	
Fresno	Fresno Unified	Anthony (Susan B.) Elementary	61/62166-00-0776	Ceiling System(\$322); Electrical(\$830); Siding/Fences(\$831); Fire Detection/Alarm and/or Sprinkler System(\$82); Flooring Systems(\$1,900); Windows/Doors/Gates(\$1,515); Graffiti Removal(\$2,510); HVAC(\$3,294); Windows/Doors/Gates(\$780); Plumbing(\$1,668); Roofing(\$101);	e-r	\$13,833.00	

*Application type 'g' identifies requests for grant funding for projects that have not been completed
Application type 'e-r' identifies requests for reimbursement funding for projects that have been completed

ATTACHMENT
EMERGENCY REPAIR PROGRAM
State Allocation Board Meeting, August 23, 2017

County	Local Educational Agency (LEA)	Site	Application Number	Types of Projects	Apport. Type*	Apportionment	Admin Filing Fees (Included in total)
Fresno	Fresno Unified	Aynesworth Elementary	61/62166-00-0777	Paving(\$57); Electrical(\$184); Siding/Fences(\$1,085); Flooring Systems(\$2,973); Windows/Doors/Gates(\$407); Graffiti Removal(\$1,515); HVAC(\$444); Windows/Doors/Gates(\$65); Plumbing(\$346); Roofing(\$34);	e-r	\$7,110.00	
Fresno	Fresno Unified	Backman (Molly S.) Elementary	61/62166-00-0778	Ceiling System(\$335); Electrical(\$164); Fire Detection/Alarm and/or Sprinkler System(\$204); Graffiti Removal(\$83); HVAC(\$4,404); Windows/Doors/Gates(\$5,346); Plumbing(\$1,417); Roofing(\$268);	e-r	\$12,221.00	
Fresno	Fresno Unified	Burroughs Elementary	61/62166-00-0779	Electrical(\$1,922); Siding/Fences(\$366); Flooring Systems(\$103); Windows/Doors/Gates(\$2,882); Graffiti Removal(\$851); HVAC(\$989); Windows/Doors/Gates(\$45); Plumbing(\$245); Roofing(\$170);	e-r	\$7,573.00	
Fresno	Fresno Unified	Calwa Elementary	61/62166-00-0780	Paving(\$42); Electrical(\$245); Siding/Fences(\$1,164); Flooring Systems(\$17,986); Windows/Doors/Gates(\$3,478); Graffiti Removal(\$915); HVAC(\$533); Plumbing(\$509); Roofing(\$11,049);	e-r	\$35,921.00	
Fresno	Fresno Unified	Carver Academy	61/62166-00-0781	Electrical(\$2,621); Siding/Fences(\$953); Flooring Systems(\$123); Graffiti Removal(\$784); HVAC(\$1,242); Windows/Doors/Gates(\$488); Plumbing(\$513); Roofing(\$396);	e-r	\$7,120.00	
Fresno	Fresno Unified	Centennial Elementary	61/62166-00-0782	Paving(\$127); Electrical(\$2,490); Siding/Fences(\$417); Flooring Systems(\$118); Windows/Doors/Gates(\$575); Graffiti Removal(\$1,679); HVAC(\$311); Windows/Doors/Gates(\$50); Plumbing(\$1,348);	e-r	\$7,115.00	
				Fresno Unified Total State Apportionments		\$217,494.00	

*Application type 'g' identifies requests for grant funding for projects that have not been completed
Application type 'e-r' identifies requests for reimbursement funding for projects that have been completed

ATTACHMENT
EMERGENCY REPAIR PROGRAM
State Allocation Board Meeting, August 23, 2017

County	Local Educational Agency (LEA)	Site	Application Number	Types of Projects	Apport. Type*	Apportionment	Admin Filing Fees (Included in total)
Imperial	Calexico Unified	Calexico High	61/63099-00-0021	Plumbing(\$579,399);	g	\$579,399.00	\$ 5,000
				Calexico Unified Total State Apportionments		\$579,399.00	
Los Angeles	Keppel Union Elementary	Lake Los Angeles Elementary	61/64642-00-0047	Refrigerator/Freezer(\$1,028); Communication Systems(\$650); Electrical(\$893); HVAC(\$2,632);	e-r	\$5,203.00	\$ 102
Los Angeles	Keppel Union Elementary	Almondale Middle	61/64642-00-0048	HVAC(\$2,227); Communication Systems(\$630); Refrigerator/Freezer(\$1,735); Kitchen Equipment(\$318); Windows/Doors/Gates(\$207);	e-r	\$5,117.00	\$ 100
				Keppel Union Elementary Total State Apportionments		\$10,320.00	
Los Angeles	Los Angeles Unified	Union Avenue Elementary	61/64733-00-4009	HVAC(\$131,880);	e-r	\$131,880.00	
Los Angeles	Los Angeles Unified	Union Avenue Elementary	61/64733-00-4010	Flooring Systems(\$4,709);	e-r	\$4,709.00	
Los Angeles	Los Angeles Unified	Dayton Heights Elementary	61/64733-00-4011	HVAC(\$91,984);	e-r	\$91,984.00	
Los Angeles	Los Angeles Unified	Bright (Birdielee V.) Elementary	61/64733-00-4012	Roofing(\$649,400);	g	\$649,400.00	
Los Angeles	Los Angeles Unified	Franklin (Benjamin) Senior High	61/64733-00-4013	HVAC(\$61,060);	e-r	\$61,060.00	
Los Angeles	Los Angeles Unified	Belmont Senior High	61/64733-00-4014	Plumbing(\$8,970);	e-r	\$8,970.00	
Los Angeles	Los Angeles Unified	Fairfax Senior High	61/64733-00-4015	HVAC(\$47,145);	e-r	\$47,145.00	
				Los Angeles Unified Total State Apportionments		\$995,148.00	
Orange	Anaheim City	Henry (Patrick) Elementary	61/66423-00-0005	Paving(\$210,941);	g	\$210,941.00	
Orange	Anaheim City	Madison (James) Elementary	61/66423-00-0006	Paving(\$198,466);	g	\$198,466.00	
				Anaheim City Total State Apportionments		\$409,407.00	
Riverside	Coachella Valley Joint Unified	John Kelley Elementary	61/73676-00-0099	Roofing(\$18,670); Wall Systems(\$2,890);	e-r	\$21,560.00	
Riverside	Coachella Valley Joint Unified	Chavez (Cesar) Elementary	61/73676-00-0100	Flooring Systems(\$2,890); Plumbing(\$4,419); Electrical(\$44,063);	e-r	\$51,372.00	

*Application type 'g' identifies requests for grant funding for projects that have not been completed
Application type 'e-r' identifies requests for reimbursement funding for projects that have been completed

**ATTACHMENT
EMERGENCY REPAIR PROGRAM**
State Allocation Board Meeting, August 23, 2017

County	Local Educational Agency (LEA)	Site	Application Number	Types of Projects	Apport. Type*	Apportionment	Admin Filing Fees (Included in total)
Riverside	Coachella Valley Joint Unified	Palm View Elementary	61/73676-00-0101	Flooring Systems(\$2,278); Campus Grounds(\$185,737);	e-r	\$188,015.00	
Riverside	Coachella Valley Joint Unified	Coachella Valley High	61/73676-00-0102	Hazardous Materials(\$167,065);	e-r	\$167,065.00	
			Coachella Valley Joint Unified Total State Apportionments			\$428,012.00	
Riverside	Palo Verde Unified	Palo Verde High	61/67181-00-0013	Flooring Systems(\$11,730);	g	\$11,730.00	\$ 230
						\$11,730.00	
Riverside	San Jacinto Unified	San Jacinto High	61/67249-00-0031	Siding/Fences(\$88,832); Campus Grounds(\$282,301); Flooring Systems(\$4,510); Paving(\$11,395); Windows/Doors/Gates(\$29,543); Paving(\$3,209); Paving(\$932);	g	\$420,722.00	
						\$420,722.00	
San Diego	San Diego Unified	Carson Elementary	61/68338-00-0295	Playground Equipment(\$33,667); Windows/Doors/Gates(\$2,236); Electrical(\$1,969); Plumbing(\$1,091); HVAC(\$1,014); Flooring Systems(\$855); Ceiling System(\$700); Graffiti Removal(\$482);	e-r	\$42,014.00	
						\$42,014.00	
San Joaquin	Lincoln Unified	Williams (John R.)	61/68569-00-0012	Structural Damage(\$51,685); Restroom Partitions(\$13,980);	g	\$65,665.00	\$ 1,288
San Joaquin	Lincoln Unified	Williams (John R.)	61/68569-00-0013	Flooring Systems(\$11,440);	g	\$11,440.00	\$ 224
						\$77,105.00	

*Application type 'g' identifies requests for grant funding for projects that have not been completed
Application type 'e-r' identifies requests for reimbursement funding for projects that have been completed

ATTACHMENT
EMERGENCY REPAIR PROGRAM
State Allocation Board Meeting, August 23, 2017

County	Local Educational Agency (LEA)	Site	Application Number	Types of Projects	Apport. Type*	Apportionment	Admin Filing Fees (Included in total)
Santa Clara	Alum Rock Union Elementary	Rogers (William R.) Elementary	61/69369-00-0025	Electrical(\$6,253); Fire Detection/Alarm and/or Sprinkler System(\$4,150); Flooring Systems(\$296); HVAC(\$11,395); Paving(\$1,679); Plumbing(\$4,424); Roofing(\$237); Structural Damage(\$1,642); Windows/Doors/Gates(\$674);	e-r	\$30,750.00	
Santa Clara	Alum Rock Union Elementary	Slonaker (Harry) Elementary	61/69369-00-0026	Electrical(\$15,896); Fire Detection/Alarm and/or Sprinkler System(\$1,387); Flooring Systems(\$527); HVAC(\$4,988); Plumbing(\$4,612); Roofing(\$684); Structural Damage(\$5,294); Wall Systems(\$864); Windows/Doors/Gates(\$1,146); Graffiti Removal(\$1,534);	e-r	\$36,932.00	
Santa Clara	Alum Rock Union Elementary	George (Joseph) Middle	61/69369-00-0027	Electrical(\$12,005); Fire Detection/Alarm and/or Sprinkler System(\$2,728); Flooring Systems(\$432); HVAC(\$2,032); Plumbing(\$1,236); Structural Damage(\$3,090); Windows/Doors/Gates(\$2,106); Graffiti Removal(\$1,722);	e-r	\$25,351.00	
Santa Clara	Alum Rock Union Elementary	Pala Middle	61/69369-00-0028	Electrical(\$11,451); Fire Detection/Alarm and/or Sprinkler System(\$4,523); Flooring Systems(\$369); HVAC(\$12,000); Plumbing(\$2,190); Roofing(\$104); Structural Damage(\$1,188); Windows/Doors/Gates(\$8,940); Graffiti Removal(\$2,077);	e-r	\$42,842.00	
Santa Clara	Alum Rock Union Elementary	Ocala Middle	61/69369-00-0029	Electrical(\$20,444); Fire Detection/Alarm and/or Sprinkler System(\$33,706); Flooring Systems(\$268); HVAC(\$4,943); Plumbing(\$5,643); Roofing(\$81); Structural Damage(\$992); Wall Systems(\$3,094); Windows/Doors/Gates(\$3,307); Graffiti Removal(\$853);	e-r	\$73,331.00	
Alum Rock Union Elementary Total State Apportionments						\$209,206.00	

*Application type 'g' identifies requests for grant funding for projects that have not been completed
Application type 'e-r' identifies requests for reimbursement funding for projects that have been completed

ATTACHMENT
EMERGENCY REPAIR PROGRAM
State Allocation Board Meeting, August 23, 2017

County	Local Educational Agency (LEA)	Site	Application Number	Types of Projects	Apport. Type*	Apportionment	Admin Filing Fees (Included in total)
Sonoma	Santa Rosa City Schools	Cook (Lawrence) Middle	61/70920-00-0011	Bleachers(\$2,499); Plumbing(\$3,239);	g	\$5,738.00	\$ 113
Sonoma	Santa Rosa City Schools	Cook (Lawrence) Middle	61/70920-00-0012	Plumbing(\$1,404); HVAC(\$3,988); Electrical(\$1,683);	e-r	\$7,075.00	\$ 139
Sonoma	Santa Rosa City Schools	Cook (Lawrence) Middle	61/70920-00-0013	Windows/Doors/Gates(\$1,682); Windows/Doors/Gates(\$3,703);	e-r	\$5,385.00	\$ 106
Sonoma	Santa Rosa City Schools	Hilliard Comstock Middle	61/70920-00-0014	Flooring Systems(\$31,045);	e-r	\$31,045.00	\$ 609
Santa Rosa City s Total State Apportionments						\$49,243.00	
Sonoma	Santa Rosa Elementary	Lincoln (Abraham) Elementary	61/70912-00-0030	Windows/Doors/Gates(\$14,945);	e-r	\$14,945.00	\$ 293
Sonoma	Santa Rosa Elementary	Lincoln (Abraham) Elementary	61/70912-00-0031	Paving(\$99,740);	e-r	\$99,740.00	\$ 1,956
Sonoma	Santa Rosa Elementary	Burbank (Luther) Elementary	61/70912-00-0032	Plumbing(\$3,156);	e-r	\$3,156.00	\$ 62
Sonoma	Santa Rosa Elementary	Monroe (James) Elementary	61/70912-00-0033	Flooring Systems(\$114,266);	g	\$114,266.00	\$ 2,241
Sonoma	Santa Rosa Elementary	Lincoln (Abraham) Elementary	61/70912-00-0034	Plumbing(\$15,020);	e-r	\$15,020.00	\$ 295
Sonoma	Santa Rosa Elementary	Monroe (James) Elementary	61/70912-00-0035	Windows/Doors/Gates(\$2,403);	e-r	\$2,403.00	\$ 47
Sonoma	Santa Rosa Elementary	Lincoln (Abraham) Elementary	61/70912-00-0036	Flooring Systems(\$11,108);	g	\$11,108.00	\$ 218
Santa Rosa Elementary Total State Apportionments						\$260,638.00	
Tulare	Cutler-Orosi Joint Unified	Golden Valley Elementary	61/71860-00-0142	Hazardous Materials(\$45,727);	e-r	\$45,727.00	
Tulare	Cutler-Orosi Joint Unified	Cutler Elementary	61/71860-00-0143	Hazardous Materials(\$20,917);	e-r	\$20,917.00	
Tulare	Cutler-Orosi Joint Unified	Orosi High	61/71860-00-0144	Hazardous Materials(\$316,185);	e-r	\$316,185.00	
Cutler-Orosi Joint Unified Total State Apportionments						\$382,829.00	
Tulare	Earlimart Elementary	Earlimart Elementary	61/71902-00-0003	Roofing(\$46,124);	g	\$46,124.00	\$ 904
Earlimart Elementary Total State Apportionments						\$46,124.00	
Tulare	Pleasant View Elementary	Pleasant View Elementary	61/72058-00-0015	Playground Equipment(\$41,585);	g	\$41,585.00	\$ 815

*Application type 'g' identifies requests for grant funding for projects that have not been completed
Application type 'e-r' identifies requests for reimbursement funding for projects that have been completed

ATTACHMENT
EMERGENCY REPAIR PROGRAM
State Allocation Board Meeting, August 23, 2017

County	Local Educational Agency (LEA)	Site	Application Number	Types of Projects	Apport. Type*	Apportionment	Admin Filing Fees (Included in total)
			Pleasant View Elementary Total State Apportionments			\$41,585.00	
Ventura	Hueneme Elementary	Larsen (Ansgar) Elementary	61/72462-00-0003	Roofing(\$803,762);	g	\$803,762.00	\$ 5,000
			Hueneme Elementary Total State Apportionments			\$803,762.00	
Yuba	Marysville Joint Unified	Alicia Intermediate	61/72736-00-0035	Paving(\$2,300); Wall Systems(\$2,990);	e-r	\$5,290.00	
			Marysville Joint Unified Total State Apportionments			\$5,290.00	
GRAND TOTAL						\$ 4,990,028	

*Application type 'g' identifies requests for grant funding for projects that have not been completed
Application type 'e-r' identifies requests for reimbursement funding for projects that have been completed

REPORT OF THE EXECUTIVE OFFICER
State Allocation Board Meeting, August 23, 2017

SCHOOL DISTRICT DATA

School District:..... COMPTON UNIFIED County:.....LOS ANGELES
Application Number:..... 61/73437-00-0164 School Name:.....LINCOLN ELEMENTARY

PURPOSE OF REPORT

To present an Emergency Repair Program (ERP) application for Grant adjustment.

DESCRIPTION

The Office of Public School Construction (OPSC) is requesting a decrease of \$190,532.13 to the Savings and an increase of \$1,328.31 to the Interest listed below.

	Expenditures	Savings	Interest	Total funds to be returned to the state	Adjusted Apportionment
Original	\$ 493,007.67	\$ 231,688.33	\$ 7,558.97	\$ 239,247.30	\$ 493,007.67
Revised	\$ 683,539.80	\$ 41,156.20	\$ 8,887.28	\$ 50,043.48	\$ 683,539.80
Net Change	\$ 190,532.13	(\$ 190,532.13)	\$ 1,328.31	(\$ 189,203.82)	\$ 190,532.13

AUTHORITY

See Attachment.

BACKGROUND

Compton Unified School District submitted an ERP application (Campus Grounds project) in May 29, 2008. The application was processed by staff and received a Grant Apportionment at the August 26, 2015 State Allocation Board (Board) meeting. The District submitted an *Expenditure Report* on January 27, 2017 and OPSC presented the Savings and Interest to the April 24, 2017 Board for adjustment. However, the district has found more expenses related to the project, and has submitted a revised *Expenditure Report* on June 9, 2017, thus decreasing their Savings and increasing the Interest amounts.

STAFF ANALYSIS/STATEMENTS

Based upon the information provided by the District, staff finds the application is eligible for decreased Savings and increased Interest amounts.

RECOMMENDATION

Approve a decrease of \$190,532.13 in Savings and an increase of \$1,328.31 in the Interest for the Application Number 61/73437-00-0164.

ATTACHMENT

AUTHORITY

ERP Regulation Section 1859.324.1. Grant Adjustments

After review of a Form SAB 61-04, projects that require a Grant Adjustment will be presented to the Board for approval based upon one of the following review determinations:

- (a) If the expenditures are less than the Grant, the Grant will be deemed the full and final apportionment for the project and the OPSC shall recommend to the Board that the Apportionment be reduced by the amount of savings realized by the LEA. The savings, which include any interest earned on the Grant funds, either declared by the LEA or determined by the OPSC, must be returned to the State when the LEA submits the Form SAB 61-04 to the OPSC. If the LEA fails to make the required payment, the OPSC shall notify the Controller and the LEA in writing, and the Controller shall deduct an amount equal to the amount due by the LEA under this subdivision from the LEA's next principal apportionment or apportionments of state funds to the LEA, other than basic aid apportionments required by Section 6 of Article IX of the California Constitution. Any amounts obtained pursuant to this Section shall be deposited into the School Facilities Emergency Repair Account and will be made available for the funding of future ERP Grants and Grant Adjustments.
- (b) If the expenditures are greater than the Grant apportionment, provided the additional expenditures are associated with the project's original scope, the OPSC shall recommend to the Board that the Apportionment be increased. The Grant Adjustment will be deemed as the full and final apportionment for the project.
- (c) If the expenditures are equal to the Grant, no further Board action is necessary. The Grant will be deemed as the full and final apportionment for the project.

ERP Regulation Section 1859.323.2. Ineligible Expenditures.

An Emergency Repair Program Grant may not be used for any of the following:

- (a) New square footage, components, or building systems that did not previously exist.
- (b) Nonessential Repairs.
- (c) Cosmetic Repairs.
- (d) Land acquisition.
- (e) Furniture and equipment.
- (f) Salaries of LEA employees except when permitted pursuant to Public Contract Code Section 20114.
- (g) Costs covered under warranty or by insurance.
- (h) Costs normally borne by others including, but not limited to, public utility companies.
- (i) Costs to repair or replace facilities with structural damage if the project meets the facility hardship or rehabilitation criteria set forth in School Facility Program Regulation Sections 1859.82 and 1859.83(e). Includes OAL approval and Secretary of State filings of 05/31/2005, 07/02/07 and 08/31/09.
- (j) Application documentation preparation and submittal costs that exceed two percent of the total project cost or \$5,000, whichever is less. The total project cost shall be calculated by adding all other eligible costs and re-calculated upon the grant adjustment determination pursuant to Section 1859.324.1.

Facility Hardship / Rehabilitation Program

REPORT OF THE EXECUTIVE OFFICER
State Allocation Board Meeting, August 23, 2017

SCHOOL DISTRICT DATA

School District:FRANKLIN ELEMENTARY	County:.....SUTTER
Application Number:.....58/71381-00-001	School Name:.....FRANKLIN ELEMENTARY
Total District Enrollment:.....478	Project Grade Level:.....K-8
Financial Hardship:.....	NO

PURPOSE OF REPORT

Type of Request	State Allocation Board (Board) approval for placement on the Unfunded List (Lack of AB 55 Loans) for a School Facility Program (SFP) Facility Hardship Rehabilitation project.
Total Project Cost	\$ 530,853
Cost to the State	\$ 318,512

DESCRIPTION

Description of Health and Safety Threat	Franklin Elementary, on the west edge of Yuba City, California, is located at the intersection of two roadways that have been identified in the Yuba City general plan as major traffic arterials. These roads have seen a steady increase in traffic over the years as the city has developed, and the city plans to eventually widen them from two to four lanes. According to a report prepared by a registered professional engineer, heavy traffic in conjunction with poor site distance and congestion created by the inadequate number of parking spaces available and the current parking lot configuration at the school site are creating a health and safety hazard. Students are being dropped off too close to busy roads, and pedestrians are being forced into the roadway. The registered professional engineer states that the minimum work to alleviate the health and safety risk will be to relocate the parking area so that it is not close to the busy intersection. The Department of California Highway Patrol (CHP) and the Sutter County Development Services Department (SCDSD) have concurred.
Scope of Project	Rehabilitation work consists of abandoning the current parking lot and building a new parking lot with additional parking spaces away from the intersection.
Status of School Site	The original parking lot is currently in use.

QUALIFYING CRITERIA

Government/State Level Concurrence	The District obtained concurrence with the hazards reported and with the proposed minimum work for rehabilitation from the CHP and SCDSD.
Staff Supports the District's Request	Yes.
Site Visit Completed by Staff	Staff has accepted reports by the industry specialists and the CHP and SCDSD concurrence in lieu of a site visit.

AUTHORITY

See Attachment A.

RECOMMENDATIONS

1. Approve the District's request for placement on the Unfunded List (Lack of AB 55 Loans) for Facility Hardship rehabilitation funding for the parking lot project at Franklin Elementary pursuant to SFP Regulation Section 1859.83(e), as provided on Attachment B.
2. Provide that the State portion of any and all project savings realized from the funding of this rehabilitation project must be returned to the State.

ATTACHMENT A

AUTHORITY

Education Code (EC) Section 17075.10(a) states:

A school district may apply for hardship assistance in cases of extraordinary circumstances. Extraordinary circumstances may include, but are not limited to, the need to repair, reconstruct, or replace the most vulnerable school facilities that are identified as a Category 2 building, as defined in the report submitted pursuant to Section 17317, determined by the department to pose an unacceptable risk of injury to its occupants in the event of a seismic event.

SFP Regulation Section 1859.82 states, “A district is eligible for facility hardship funding to replace or construct new classrooms and related facilities if the district demonstrates there is an unmet need for pupil housing or the condition of the facilities, or the lack of facilities, is a threat to the health and safety of the pupils..”

SFP Regulation Section 1859.82(a)(1) provides for Facility Hardship grant funding when:

The facilities are needed to ensure the health and safety of the pupils if the district can demonstrate to the satisfaction of the Board that the health and safety of the pupils is at risk. Factors to be considered by the Board shall include the close proximity to a major freeway, airport, electrical facility, high power transmission lines, dam, pipeline, industrial facility, adverse air quality emission or other health and safety risks, including structural deficiencies required by the DSA to be repaired, seismic mitigation of the Most Vulnerable Category 2 Buildings as verified by the DSA, traffic safety or because the pupils reside in remote areas of the district and transportation to existing facilities is not possible or poses a health and safety risk.

SFP Regulation Section 1859.82(a)(1)(A)(1) states in part, “ If the total cost to remain in the classroom or related facility is 50 percent or less than the Current Replacement Cost, the district may qualify for...a. Modernization Excessive Cost Hardship Grant for Rehabilitation Costs pursuant to Section 1859.83(e),”

SFP Regulation Section 1859.83(e) provides for:

Excessive Cost for rehabilitation of facilities the Board has determined are a health and safety risk to the pupils pursuant to Section 1859.82(a)(1) and the cost/benefit analysis to mitigate the problem and remain in the facility is less than 50 percent of the Current Replacement Cost of the facility. The cost/benefit analysis shall not include increased costs associated with high performance related costs or components, with the exception of those high performance components that were pre-existing in the classroom or related facility. If the district qualifies, the district is eligible for funding of Rehabilitation Costs as a modernization project. If the Approved Application is received after April 29, 2002, the grant amount provided is 60 percent of the amount of the cost estimate required in Section 1859.82(a)(1) that has been reviewed by the OPSC and approved by the Board. An additional grant may be provided for high performance incentive pursuant to Section 1859.77.4 provided that the high performance points attained are related to the scope of the Facility Hardship project. For any project funded in whole or in part from Proposition 47 or Proposition 55 for which the construction contract is awarded prior to January 1, 2012, the district may be eligible for the funding provided to initiate and enforce a LCP as prescribed in Section 1859.78.1(a). For any project for which the construction contract is awarded on or after January 1, 2012 the grant may be adjusted in the manner prescribed in Section 1859.78.1(b) and subject to the limitations established in Section 1859.78.1(c).

SCHOOL DISTRICT DATA

Application No: 58/71381-00-001 County: Sutter
 School District: Franklin Elementary School Name: Franklin Elementary

PROJECT DATA

Type of Project: K-8 Application Filing Basis: Site Specific
 Pupils Assigned Under 50 Yrs: K-6:
 7-8:
 9-12:
 Non-Severe:
 Severe:
 Financial Hardship Requested: No Recommended Acres: 13
 Alternative Education School: No Existing Acres: 8

ADJUSTED GRANT DATA

Rehabilitation/Mitigation	\$ 314,891.00
Project Assistance	3,621.00
Total State Share (60%)	318,512.00
District Share (40%)	212,341.33
Total Project Cost	<u>\$ 530,853.33</u>

PROJECT FINANCING

<u>State Share</u>	
This Project	\$ 318,512.00
<u>District Share</u>	
Cash Contribution	212,341.33
Total Project Cost	<u>\$ 530,853.33</u>

HISTORY OF PROJECT COST AND APPORTIONMENT

	Fund Code	Proposition	Previously Authorized	Authorized This Action	Unfunded Approval This Action
<u>State Share</u>					
New Construction/Additional Grant	957-570	1D	\$	\$ 318,512.00	\$ 318,512.00
<u>District Share</u>					
Cash Contribution				212,341.33	
Total			\$	<u>\$ 530,853.33</u>	<u>\$ 318,512.00</u>

Funding Source: Proposition 1D Bonds/2006-Nov.

Pursuant to the Board's action on March 11, 2009, this application has been approved and placed on the Unfunded List. This approval does not constitute a guarantee or commitment of future State funding.

The school district is responsible for ensuring the project is compliant with all Prevailing Wage Monitoring and/or Labor Compliance Program requirements at the time construction contracts were executed and/or construction commenced.

The District shall ensure that it is in compliance with all applicable laws, regulations and certifications it made on the program forms.

Provide that the State portion of any and all project savings realized from the funding of this Facility Hardship Program project must be returned to the State.

Based on the Board's action on June 5, 2017, this project is subject to the Grant Agreement submittal.

REPORT OF THE EXECUTIVE OFFICER
State Allocation Board Meeting, August 23, 2017

SCHOOL DISTRICT DATA

School District: HAPPY VALLEY UNIFIED County: SANTA CRUZ
 Application Number:..... 58/69757-00-001 School Name: HAPPY VALLEY ELEMENTARY
 Total District Enrollment:..... 125 Project Grade Level: K-6
 Financial Hardship: YES

The District qualified for financial hardship pursuant to School Facility Program (SFP) Regulation Section 1859.81(c)(4). The District has demonstrated it is financially unable to provide all or part of the matching funds and is levying the developer fees or equal alternative revenue source justified by law. The District's total bonding capacity at the time of its request for financial hardship funding was \$5 million or less.

PURPOSE OF REPORT

Type of Request	State Allocation Board (Board) approval for placement on the Unfunded List (Lack of AB 55 Loans) for a School Facility Program (SFP) Facility Hardship Rehabilitation project.
Total Project Cost	\$327,667
Cost to the State	\$308,740

DESCRIPTION

Description of Health and Safety Threat	In January of 2016, after heavy rains, Happy Valley Elementary in Santa Cruz, California suffered flooding which led to failure of its septic system due to a cracked intake tank. In the same month, serious leaks were discovered in the water main under a classroom and throughout the system. An Environmental Health Specialist examined the septic system and determined that the existing system constituted a health and safety hazard to students and required replacement. A civil engineer inspected the leaking water mains and determined that they also presented a health and safety threat to students and needed to be replaced and rerouted.
Scope of Project	The scope of the project included replacing the septic system and replacing and rerouting the water mains at the Happy Valley Elementary site.
Status of School Site	The work has been completed and the site is open.

QUALIFYING CRITERIA

Government/State Level Concurrence	The District obtained concurrence with the hazards reported and with the proposed minimum work for rehabilitation from the County of Santa Cruz Health Services Agency (CSCHSA).
Staff Supports the District's Request	Yes.
Site Visit Completed by Staff	Staff has accepted reports by the industry specialists and the CSCHSA concurrence in lieu of a site visit.

AUTHORITY

See Attachment A.

RECOMMENDATIONS

1. Approve the District's request for placement on the Unfunded List (Lack of AB 55 Loans) for Facility Hardship rehabilitation funding for the replacement of the septic system and the replacement and rerouting of the water mains at Happy Valley Elementary, pursuant to SFP Regulation Section 1859.83(e), as provided on Attachment B.
2. Provide that the State portion of any and all project savings realized from the funding of this rehabilitation project must be returned to the State.

ATTACHMENT A

AUTHORITY

Education Code (EC) Section 17075.10(a) states:

A school district may apply for hardship assistance in cases of extraordinary circumstances. Extraordinary circumstances may include, but are not limited to, the need to repair, reconstruct, or replace the most vulnerable school facilities that are identified as a Category 2 building, as defined in the report submitted pursuant to Section 17317, determined by the department to pose an unacceptable risk of injury to its occupants in the event of a seismic event.

SFP Regulation Section 1859.81 states in part:

Except for Joint-Use Projects and Career Technical Education Facilities Projects, a district is eligible for financial hardship to fund all or a portion of its matching share requirement after demonstrating the requirements of (a), (c), and (d) below:

- (a) The district is financially unable to provide all necessary matching funds for an eligible project. To determine this, an analysis shall be made of the district's financial records by the OPSC including data and records maintained by the CDE and the County Office of Education....
- (b) From the funds deemed available as a matching contribution, the district may retain \$19,776 per classroom in each enrollment reporting period for the cost to provide interim housing for the currently unhoused pupils of the district....
- (c) The district has made all reasonable efforts to fund its matching share of the project by demonstrating it is levying the developer fee justified under law or an alternative revenue source equal to or greater than the developer fee otherwise justified under law at the time of request for hardship and the district meets at least one of the following:
 - (1) The current outstanding bonded indebtedness of the district issued for the purpose of constructing school facilities in accordance with Education Code Section 17072.35 or 17074.25 as appropriate, at the time of request for financial hardship status, is at least 60 percent of the district's total bonding capacity. Outstanding bonded indebtedness includes that part of general obligation bonds, Mello-Roos Bonds, School Facility Improvement District Bonds and certificates of participation which the district is paying a debt service that was issued for capital outlay school facility purposes.
 - (2) The district had a successful registered voter bond election for at least the maximum amount allowed under Proposition 39 within the previous two years from the date of request for financial hardship status. The proceeds from the bond election that represent the maximum amount allowed under the provisions of Proposition 39 must be used to fund the district's matching share requirement for SFP project(s).
 - (3) It is a County Superintendent of Schools.
 - (4) The district's total bonding capacity at the time of the request for financial hardship status is \$5 million or less.
 - (5) Other evidence of reasonable effort as approved by the SAB....

SFP Regulation Section 1859.82 states, "A district is eligible for facility hardship funding to replace or construct new classrooms and related facilities if the district demonstrates there is an unmet need for pupil housing or the condition of the facilities, or the lack of facilities, is a threat to the health and safety of the pupils.."

SFP Regulation Section 1859.82(a)(1) provides for Facility Hardship grant funding when:

The facilities are needed to ensure the health and safety of the pupils if the district can demonstrate to the satisfaction of the Board that the health and safety of the pupils is at risk. Factors to be considered by the Board shall include the close proximity to a major freeway, airport, electrical facility, high power transmission lines, dam, pipeline, industrial facility, adverse air quality emission or other health and safety risks, including structural deficiencies required by the DSA to be repaired, seismic mitigation of the Most Vulnerable Category 2 Buildings as verified by the DSA, traffic safety or because the pupils reside in remote areas of the district and transportation to existing facilities is not possible or poses a health and safety risk.

ATTACHMENT A

AUTHORITY (cont.)

SFP Regulation Section 1859.82(a)(1)(A)(1) states in part, “ If the total cost to remain in the classroom or related facility is 50 percent or less than the Current Replacement Cost, the district may qualify for...a. Modernization Excessive Cost Hardship Grant for Rehabilitation Costs pursuant to Section 1859.83(e),”

SFP Regulation Section 1859.83(e) provides for:

Excessive Cost for rehabilitation of facilities the Board has determined are a health and safety risk to the pupils pursuant to Section 1859.82(a)(1) and the cost/benefit analysis to mitigate the problem and remain in the facility is less than 50 percent of the Current Replacement Cost of the facility. The cost/benefit analysis shall not include increased costs associated with high performance related costs or components, with the exception of those high performance components that were pre-existing in the classroom or related facility. If the district qualifies, the district is eligible for funding of Rehabilitation Costs as a modernization project. If the Approved Application is received after April 29, 2002, the grant amount provided is 60 percent of the amount of the cost estimate required in Section 1859.82(a)(1) that has been reviewed by the OPSC and approved by the Board. An additional grant may be provided for high performance incentive pursuant to Section 1859.77.4 provided that the high performance points attained are related to the scope of the Facility Hardship project. For any project funded in whole or in part from Proposition 47 or Proposition 55 for which the construction contract is awarded prior to January 1, 2012, the district may be eligible for the funding provided to initiate and enforce a LCP as prescribed in Section 1859.78.1(a). For any project for which the construction contract is awarded on or after January 1, 2012 the grant may be adjusted in the manner prescribed in Section 1859.78.1(b) and subject to the limitations established in Section 1859.78.1(c).

SAB Meeting: August 23, 2017

Rehabilitation - Adjusted Grant Approval

SCHOOL DISTRICT DATA

Application No: 58/69757-00-001 County: Santa Cruz
 School District: Happy Valley Elementary School Name: Happy Valley Elementary

PROJECT DATA

Type of Project: Elementary School Application Filing Basis: Site Specific
 Pupils Assigned Under 50 Yrs: K-6:
 7-8:
 9-12:
 Non-Severe:
 Severe:
 Financial Hardship Requested: No Recommended Acres:
 Alternative Education School: No Existing Acres: 3.7

ADJUSTED GRANT DATA

Rehabilitation/Mitigation	\$ 192,979.00
Project Assistance	3,621.00
Total State Share (60%)	196,600.00
District Share (40%)	131,067.00
Total Project Cost	\$ 327,667.00

PROJECT FINANCING

<u>State Share</u>	
This Project	\$ 196,600.00
<u>District Share</u>	
Cash Contribution	18,927.00
Financial Hardship	112,140.00
Total Project Cost	\$ 327,667.00

HISTORY OF PROJECT COST AND APPORTIONMENT

	Fund Code	Proposition	Previously Authorized	Authorized This Action	Unfunded Approval This Action
<u>State Share</u>					
Modernization/Additional Grant	951-570	51		\$ 196,600.00	\$ 196,600.00
<u>District Share</u>					
Cash Contribution				18,927.00	
Financial Hardship	951-570	51		112,140.00	112,140.00
Total			\$	\$ 327,667.00	\$ 308,740.00

Funding Source: Proposition 51 Bonds/2016-Nov.

Pursuant to the Board's action on March 11, 2009, this application has been approved and placed on the Unfunded List. This approval does not constitute a guarantee or commitment of future State funding.

The school district is responsible for ensuring the project is compliant with all Prevailing Wage Monitoring and/or Labor Compliance Program requirements at the time construction contracts were executed and/or construction commenced.

The District qualifies for financial hardship pursuant to SFP Regulation Section 1859.81(c)(4). The District has demonstrated it is financially unable to provide all or part of the matching funds and is levying the developer fees or equal alternative revenue source justified by law. The District's total bonding capacity at the time of its request for financial hardship funding was \$5 million or less.

The District shall ensure that it is in compliance with all applicable laws, regulations and certifications it made on the program forms.

Provide that the State portion of any and all project savings realized from the funding of this Facility Hardship Program project must be returned to the State.

Based on the Board's action on June 5, 2017, this project is subject to the Grant Agreement submittal.

REPORT OF THE EXECUTIVE OFFICER
State Allocation Board Meeting, August 23, 2017

SCHOOL DISTRICT DATA

School District:WEST CONTRA COSTA UNIFIED County:.....CONTRA COSTA
 Application Number:.....58/61796-00-009 School Name:.....KING ELEMNTARY
 Total District Enrollment:.....31,267 Project Grade Level:.....K-6
 Financial Hardship:.....NO

PURPOSE OF REPORT

Type of Request State Allocation Board (Board) approval for placement on the Unfunded List (Lack of AB 55 Loans) for a School Facility Program (SFP) Facility Hardship Seismic Mitigation Program (SMP) Rehabilitation project.

Estimated Total Project Cost \$ 4,212,064

Estimated Cost to the State \$ 2,106,032

DESCRIPTION

Description of Health and Safety Threat The Multi-Purpose Building at King Elementary in Richmond, California was constructed in 1968. The building was of the Most Vulnerable Category 2 Building type. The Division of the State Architect (DSA) has concurred with the presence of the threat of a local or global collapse of the facility in the event of seismic activity, as outlined in the Eligibility Evaluation Reports filed by the District's structural engineer.

Scope of Project The Multi-Purpose Building has been demolished and replaced as part of a full facility replacement at the King Elementary site in 2009. The total cost for the minimum work required to rehabilitate this building is less than 50 percent of the cost to replace it, therefore the District is requesting funding for the estimated costs of rehabilitation.

Status of School Site The work was completed in 2009 and the campus is now open.

QUALIFYING CRITERIA

Government/State Level Concurrence DSA has approved the Multi-Purpose Building for SMP eligibility and also evaluated and approved the conceptual seismic mitigation work.

Site Visit Completed by Staff Staff has accepted reports by the industry specialist and DSA approval in lieu of a site visit.

Staff Supports the District's Request Yes

AUTHORITY

See Attachment A.

RECOMMENDATIONS

1. Approve the District's request for placement on the Unfunded List (Lack of AB 55 Loans) for SMP Rehabilitation funding for the Multi-Purpose Building at the King Elementary site, pursuant to the SFP Regulation Section 1859.82, as provided on Attachment B.
2. Provide that the State portion of any and all savings which may be realized from the funding of this SMP project must be returned to the State.

ATTACHMENT A

AUTHORITY

Education Code (EC) Section 17075.10(a) states:

A school district may apply for hardship assistance in cases of extraordinary circumstances. Extraordinary circumstances may include, but are not limited to, the need to repair, reconstruct, or replace the most vulnerable school facilities that are identified as a Category 2 building, as defined in the report submitted pursuant to Section 17317, determined by the department to pose an unacceptable risk of injury to its occupants in the event of a seismic event.

EC Section 17075.10(b)(2) states:

Funds for the purpose of seismic mitigation work or facility replacement pursuant to this section shall be allocated by the board on a 50-percent state share basis from funds reserved for that purpose in any bond approved by the voters after January 1, 2006. If the board determines that the seismic mitigation work of a school building would require funding that is greater than 50 percent of the funds required to construct a new facility, the school district shall be eligible for funding to construct a new facility under this chapter.

SFP Regulation Section 1859.82 states, "A district is eligible for facility hardship funding to replace or construct new classrooms and related facilities if the district demonstrates there is an unmet need for pupil housing or the condition of the facilities, or the lack of facilities, is a threat to the health and safety of the pupils."

SFP Regulation Section 1859.82(a)(1) provides for Facility Hardship grant funding when, "The facilities are needed to ensure the health and safety of the pupils if the district can demonstrate to the satisfaction of the Board that the health and safety of the pupils is at risk. Factors to be considered by the Board shall include...seismic mitigation of the Most Vulnerable Category 2 Buildings as verified by the DSA...."

SFP Regulation Section 1859.82(a)(1)(A) states:

The district shall prepare and submit to the OPSC an Application which includes a cost/benefit analysis which will be used to compare the total costs to remain in the classroom or related facility and mitigate the problem to the Current Replacement Cost of the classroom or related facility. The cost/benefit analysis may include applicable site development costs as outlined in Section 1859.76. The cost/benefit analysis shall not include increased costs associated with high performance related costs or components, with the exception of those high performance components that were pre-existing in the classroom or related facility.

1. If the total cost to remain in the classroom or related facility is 50 percent or less than the Current Replacement Cost, the district may qualify for either grant below, as applicable:
 - a. Modernization Excessive Cost Hardship Grant for Rehabilitation Costs pursuant to Section 1859.83(e), or
 - b. A grant not to exceed 50 percent of the cost estimate that has been reviewed and approved by the OPSC and approved by the Board for seismic repair.
2. If the total cost to remain in the classroom or related facility is greater than 50 percent of the Current Replacement Cost and the Application is for replacement facilities, the district may qualify for a grant for a new or replacement school or replacement facilities as a new construction project.

SFP Regulation Section 1859.82(a)(1)(B) states:

If the request is for replacement facilities that included structural and/or seismic deficiencies, the cost/benefit analysis must also include a report from a licensed design professional identifying the minimum work necessary to obtain DSA approval. The report must contain a detailed cost estimate of the repairs. The cost/benefit analysis shall not include increased costs associated with high performance related costs or components, with the exception of those high performance components that were pre-existing in the classroom or related facility. The report and cost estimate shall be subject to review by the OPSC for conformance with the Saylor Current Construction Cost Publication and, at the OPSC's discretion, the DSA. For seismic deficiencies of the Most Vulnerable Category 2 Buildings, the report and the cost estimate for the minimum work necessary must be reviewed by the DSA.

ATTACHMENT A

AUTHORITY cont.

SFP Regulation Section 1859.82(a)(1)(C) states:

The seismic mitigation projects must meet all of the following requirements:

1. The construction contract was executed on or after May 20, 2006;
2. The project funding provided shall be for the minimum work necessary to obtain DSA approval;
3. The building is designed for occupancy by students and staff; and
4. The DSA concurs with a report by a structural engineer, which identifies structural deficiencies that pose an unacceptable risk of injury to its occupants in a seismic event. If the unacceptable risk of injury is due to the presence of faulting, liquefaction or landslide, these hazards must be documented by a geologic hazards report prepared by an engineering geologist in accordance with California Building Code, Part 2, Chapter 18, section 1803A and with the concurrence of the California Geological Survey.

The structural engineer's report shall conform to the guidelines prepared by the DSA, in accordance with Education Code Section 17310.

SAB Meeting: August 23, 2017

Seismic Mitigation Program - Adjusted Grant Approval

SCHOOL DISTRICT DATA

Application No: 58/61796-00-009 County: Contra Costa
 School District: West Contra Costa Unified School Name: King Elementary

PROJECT DATA

Type of Project: K-6 Application Filing Basis: Site Specific
 Pupils Assigned Under 50 Yrs: K-6:
 7-8:
 9-12:
 Non-Severe:
 Severe:
 Financial Hardship Requested: No Recommended Acres: 6.9
 Alternative Education School: No Existing Acres: 5.3

ADJUSTED GRANT DATA

Seismic Rehabilitation	\$ 2,106,032.00
Total State Share (50%)	2,106,032.00
District Share (50%)	2,106,032.00
Total Project Cost	\$ <u>4,212,064.00</u>

PROJECT FINANCING

<u>State Share</u>	
This Project	\$ 2,106,032.00
<u>District Share</u>	
Cash Contribution	2,106,032.00
Financial Hardship	
Total Project Cost	\$ <u>4,212,064.00</u>

HISTORY OF PROJECT COST AND APPORTIONMENT

	Fund Code	Proposition	Previously Authorized	Authorized This Action	Unfunded Approval This Action
<u>State Share</u>					
New Construction/Additional Grant	957-505	1D	\$	\$ 2,106,032.00	\$ 2,106,032.00
<u>District Share</u>					
Cash Contribution				2,106,032.00	
Total			\$	\$ <u>4,212,064.00</u>	\$ <u>2,106,032.00</u>

Funding Source: Proposition 1D Bonds/2006-Nov.

Pursuant to the Board's action on March 11, 2009, this application has been approved and placed on the Unfunded List. This approval does not constitute a guarantee or commitment of future State funding.

The District shall ensure that it is in compliance with all applicable laws, regulations and certifications it made on the program forms.

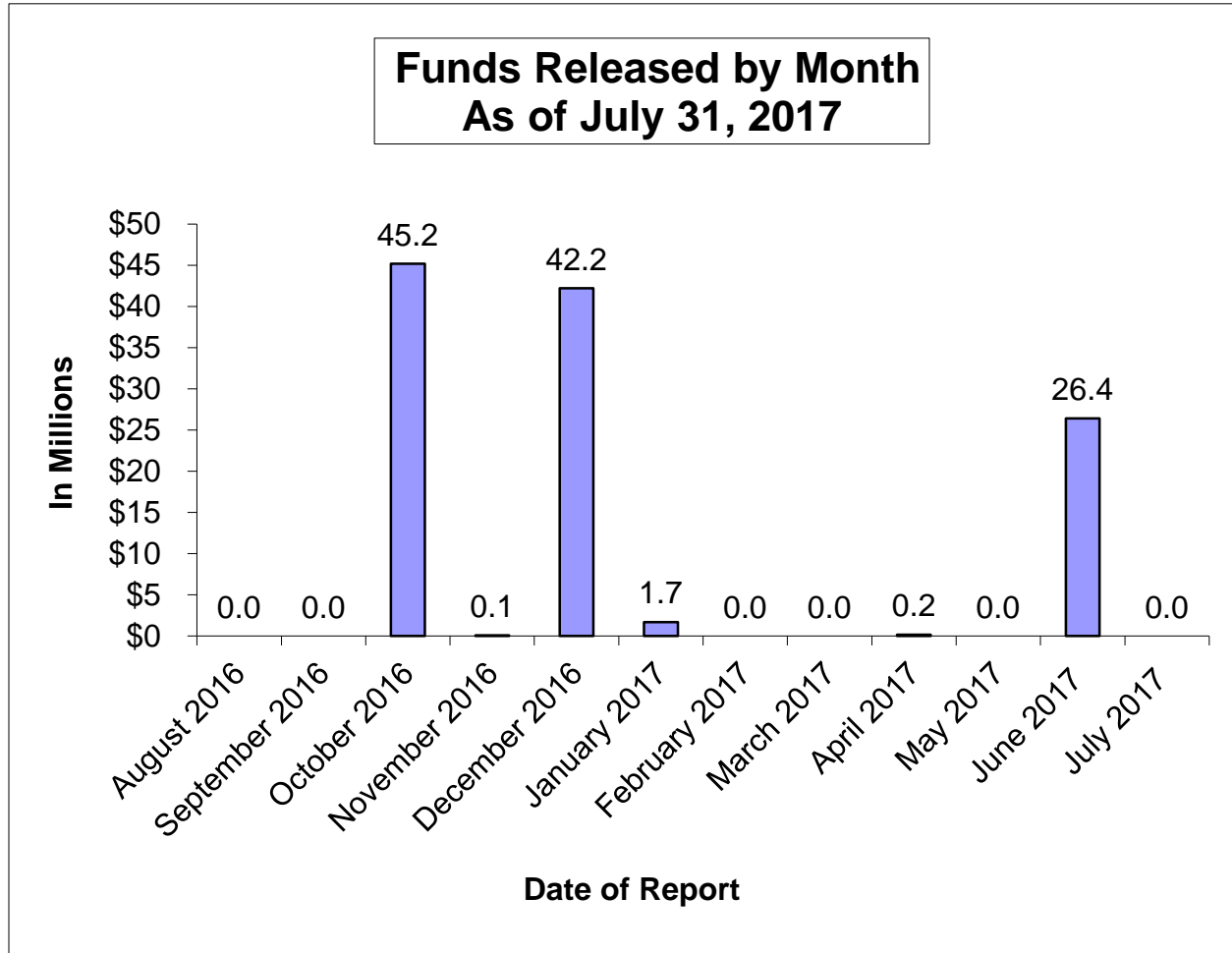
Provide that the State portion of any and all project savings realized from the funding of this Seismic Mitigation Program project must be returned to the State.

The school district is responsible for ensuring the project is compliant with all Prevailing Wage Monitoring and/or Labor Compliance Program requirements at the time construction contracts were executed and/or construction commenced.

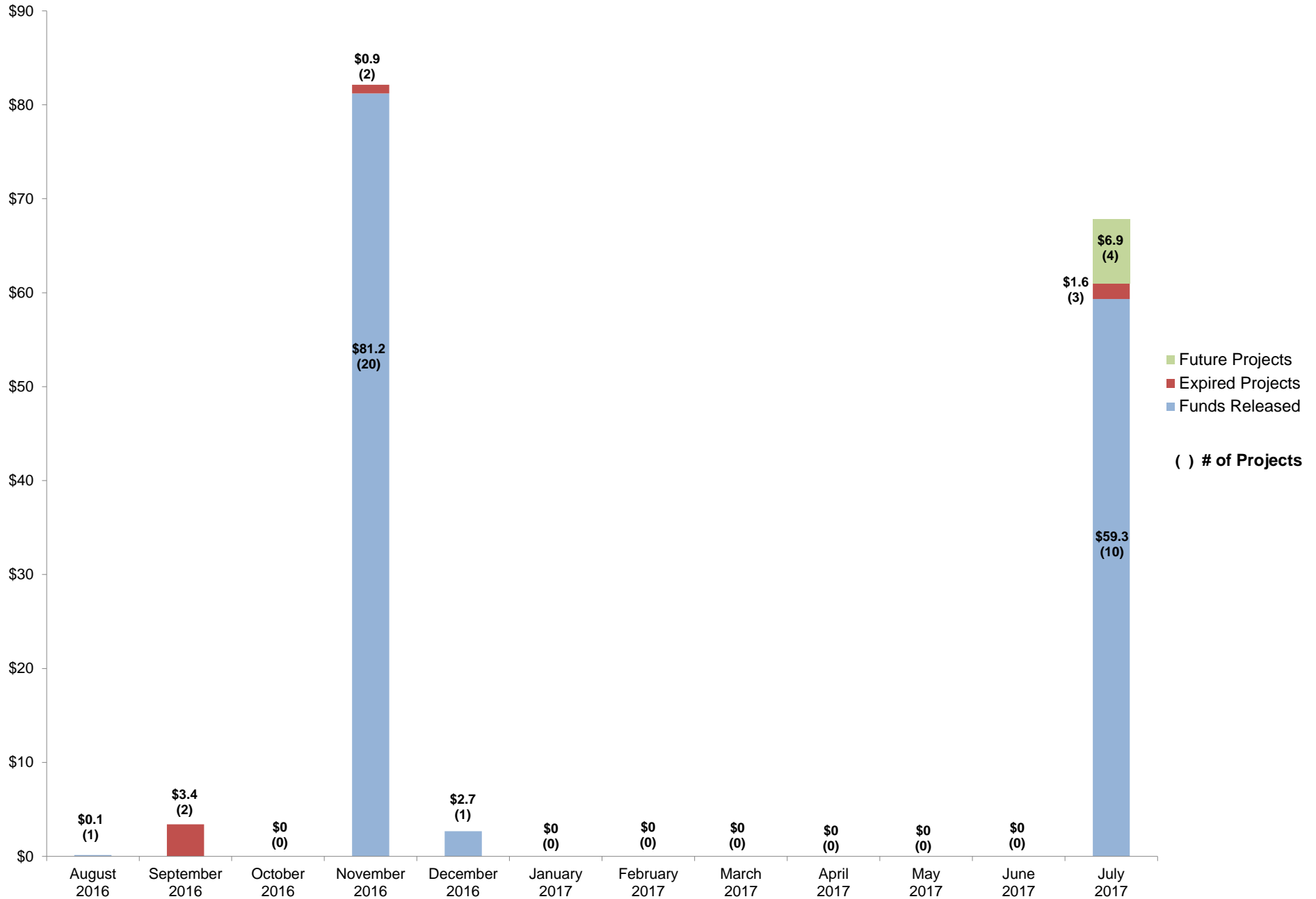
Based on the Board's action on June 5, 2017, this project is subject to the Grant Agreement submittal.

REPORT OF THE EXECUTIVE OFFICER
State Allocation Board Meeting, August 23, 2017

STATUS OF FUND RELEASES



**Status of School Facility Program Apportionments Set to Expire
due to Time Limit on Fund Release, as of June 28, 2017 SAB**
(in millions of dollars)



SCHOOL FACILITY PROGRAM

Available Funds (in Millions) As of August 23, 2017

Program	Original Bond Allocation	Remaining Bond Authority as of June 28, 2017	Estimated Approvals for August 23, 2017	Special Items/PIF	Remaining Bond Authority as of August 23, 2017 (excludes Unfunded Approvals)	Accumulated Unfunded Approvals as of June 28, 2017	Estimated Unfunded Approvals for August 23, 2017	Special Items/PIF	Remaining Bond Authority as of August 23, 2017 (includes Unfunded Approvals)
Prop. 51 - \$7 Billion - November 2016									
New Construction	\$3,000.0	\$3,000.0			\$3,000.0	-\$178.3			\$2,821.7
Modernization	3,000.0	3,000.0			3,000.0	-189.4			2,810.6
Career Technical Education	500.0	500.0			500.0				500.0
Charter School	500.0	500.0			500.0				500.0
SUBTOTAL	\$7,000.0	\$7,000.0	\$0.0	\$0.0	\$7,000.0 ^A	-\$367.7	\$0.0	\$0.0	\$6,632.3

Prop. 1D - \$7.3 Billion - November 2006									
New Construction	\$1,900.0	\$3.7 ^G	-\$0.1		\$3.6		-\$2.1		\$1.5 ^F
Seismic Repair		53.9			53.9	-\$34.6	-2.1		17.2
Modernization	3,300.0	6.2			6.2	-1.2	-0.3		4.7 ^F
Career Technical Education	500.0	1.9	3.9		5.8				5.8 ^F
High Performance Schools	100.0	0.0			0.0				0.0
Overcrowding Relief	1,000.0	14.9 ^G	-2.9		12.0				12.0
Charter School	500.0	151.8			151.8	-134.8			17.0
Joint Use	57.5 ^B	0.0			0.0				0.0
SUBTOTAL	\$7,357.5	\$232.4	\$0.9	\$0.0	\$233.3 ^A	-\$170.6	-\$4.5	\$0.0	\$58.2

Prop. 55 - \$10 Billion - March 2004									
New Construction	\$4,965.8 ^C	\$7.4 ^{D, G}	-\$0.3		\$7.1		-\$5.6		\$1.5 ^F
Modernization	2,250.0	0.1			0.1				0.1
Critically Overcrowded Schools	2,440.0	0.0			0.0				0.0
Charter School	300.0	13.7			13.7	-\$11.0			2.7 ^F
Joint Use	66.7 ^E	0.0			0.0				0.0
SUBTOTAL	\$10,022.5	\$21.2	-\$0.3	\$0.0	\$20.9 ^A	-\$11.0	-\$5.6	\$0.0	\$4.3
TOTAL PAGE 1	\$24,380.0	\$7,253.6	\$0.6	\$0.0	\$7,254.2	-\$549.3	-\$10.1	\$0.0	\$6,694.8

A Balance of bonding authority excludes unfunded approvals.

B The original bond allocation of \$29 million augmented by \$21 million from Prior Bond Funds to Joint Use at the 06/27/07 SAB meeting and \$7.5 million at the 7/23/08 SAB meeting pursuant to Assembly Bill 127, Chapter 35, Statutes of 2006 (Perata/Nunez).

C The original bond allocation of \$4,960,000,000 augmented by \$5,831,911 from Prior Bonds at the 10/6/2010 SAB meeting.

D It includes the transfer of Critically Overcrowded School Facilities Program Funds to New Construction (transfers in Prop. 55 includes: \$268.8 million approved at the 1/25/2006 SAB meeting, \$318.3 million approved at the 9/23/2009 SAB meeting, \$225 million approved at the 8/4/2010 SAB meeting, \$211.7 million approved at the 12/15/2010 SAB meeting, \$145 million at the 4/25/2012 SAB meeting, \$30.4 million after the 3/20/2013 SAB meeting, and \$32,297 after the 3/26/2014 SAB meeting per SFP Regulation Sections 1859.154 (c)).

E Original bond allocation of \$50,000,000 augmented by \$15,547,233 from the State School Building Aid Fund at the 2/28/2007 SAB meeting and by \$1,232,224 from Prior Bonds at the 10/6/2010 SAB meeting.

F Total authority is not available at this time. There are outstanding accounts receivables of \$594,171 for New Construction, \$297,735 for Modernization, and \$3,899,089 for Career Tech Education in Proposition 1D; \$259,697 for New Construction and \$1,203,855 for Charter in Proposition 55.

G Remaining bond authority balance reflects FY 14/15 Budget Act reversion.

SCHOOL FACILITY PROGRAM

Available Funds (in Millions) As of August 23, 2017

Program	Original Bond Allocation	Remaining Bond Authority as of June 28, 2017	Estimated Approvals for August 23, 2017	Special Items/PIF	Remaining Bond Authority as of August 23, 2017 (excludes Unfunded Approvals)	Accumulated Unfunded Approvals as of June 28, 2017	Estimated Unfunded Approvals for August 23, 2017	Special Items/PIF	Remaining Bond Authority as of August 23, 2017 (includes Unfunded Approvals)
Prop. 47 - \$11.4 Billion - November 2002									
New Construction	\$6,250.0	\$0.8 ^{C, E}	\$1.5		\$2.3	-\$0.2			\$2.1 ^D
Modernization	3,300.0	0.1			0.1	-0.1			0.0
Critically Overcrowded Schools	1,700.0	0.0			0.0				0.0
Charter School	100.0	8.3			8.3	-8.3			0.0
Joint Use	50.0	0.0			0.0				0.0
SUBTOTAL	\$11,400.0	\$9.2	\$1.5	\$0.0	\$10.7^A	-\$8.6	\$0.0	\$0.0	\$2.1
Prop. 1A - \$6.7 Billion - November 1998									
New Construction	\$2,900.0	\$0.1	-\$0.1		\$0.0				\$0.0
Modernization	2,100.0	0.0			0.0				0.0
Hardship	1,000.0	1.0	0.2		1.2	-\$0.7			0.5
Class Size Reduction	700.0	0.0			0.0				0.0
SUBTOTAL	\$6,700.0	\$1.1	\$0.1	\$0.0	\$1.2^A	-\$0.7	\$0.0	\$0.0	\$0.5
TOTAL PAGE 2	\$18,100.0	\$10.3	\$1.6	\$0.0	\$11.9	-\$9.3	\$0.0	\$0.0	\$2.6
TOTAL FROM PAGE 1	\$24,380.0	\$7,253.6	\$0.6	\$0.0	\$7,254.2	-\$549.3	-\$10.1	\$0.0	\$6,694.8
GRAND TOTAL	\$42,480.0	\$7,263.9	\$2.2	\$0.0	\$7,266.1	-\$558.6	-\$10.1	\$0.0	\$6,697.4

NEEDS ASSESSMENT/EMERGENCY REPAIR PROGRAM

Program	Appropriation	Remaining Settlement as of June 28, 2017	Estimated Approvals for August 23, 2017	Special Items	Remaining Settlement as of August 23, 2017 (excludes Unfunded Approvals)	Accumulated Unfunded Approvals as of June 28, 2017	Estimated Unfunded Approvals for August 23, 2017	Special Items	Remaining Settlement as of August 23, 2017
SB 6, Chapter 899, Statutes of 2004									
Needs Assessment Program (SFNAGP)	\$2.5	\$0.0			\$0.0				\$0.0
Emergency Repair Program (ERP)	800.0	3.9	-\$2.8		1.1				1.1 ^D
TOTAL	\$802.5	\$3.9	-\$2.8	\$0.0	\$1.1^B	\$0.0	\$0.0	\$0.0	\$1.1

^A Balance of bonding authority excludes unfunded approvals.

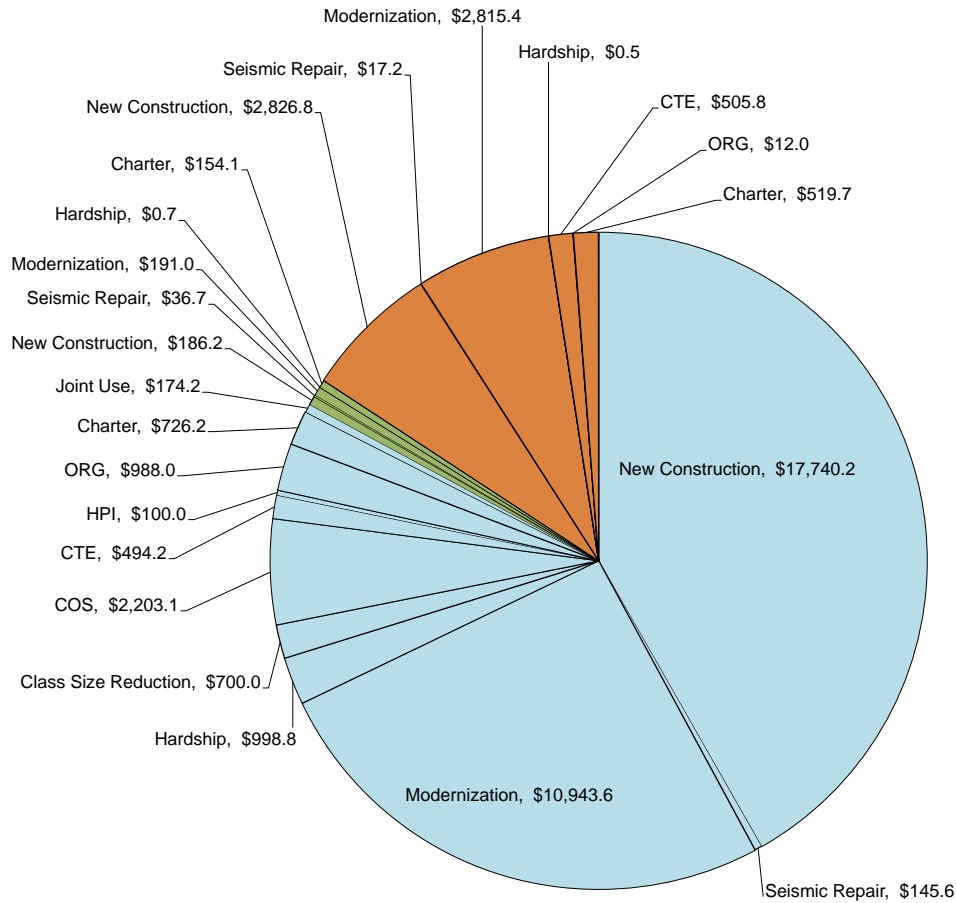
^B Balance of settlement authority excludes unfunded approvals.

^C It includes the transfer of Critically Overcrowded School Facilities Program Funds to New Construction (transfer in Prop. 47 includes: \$700 million approved at the 3/25/2009 SAB meeting, \$68.1 million approved at the 9/23/2009 SAB meeting, and \$58,644 after the 3/26/2014 SAB meeting per SFP Regulation Section 1859.154 (c)).

^D Total authority is not available at this time. There are outstanding account receivables of \$1,526,492 for New Construction and \$6,103 for Critically Overcrowded School in Proposition 47; and \$55,377 in ERP.

^E Remaining bond authority balance reflects FY 14/15 Budget Act reversion.

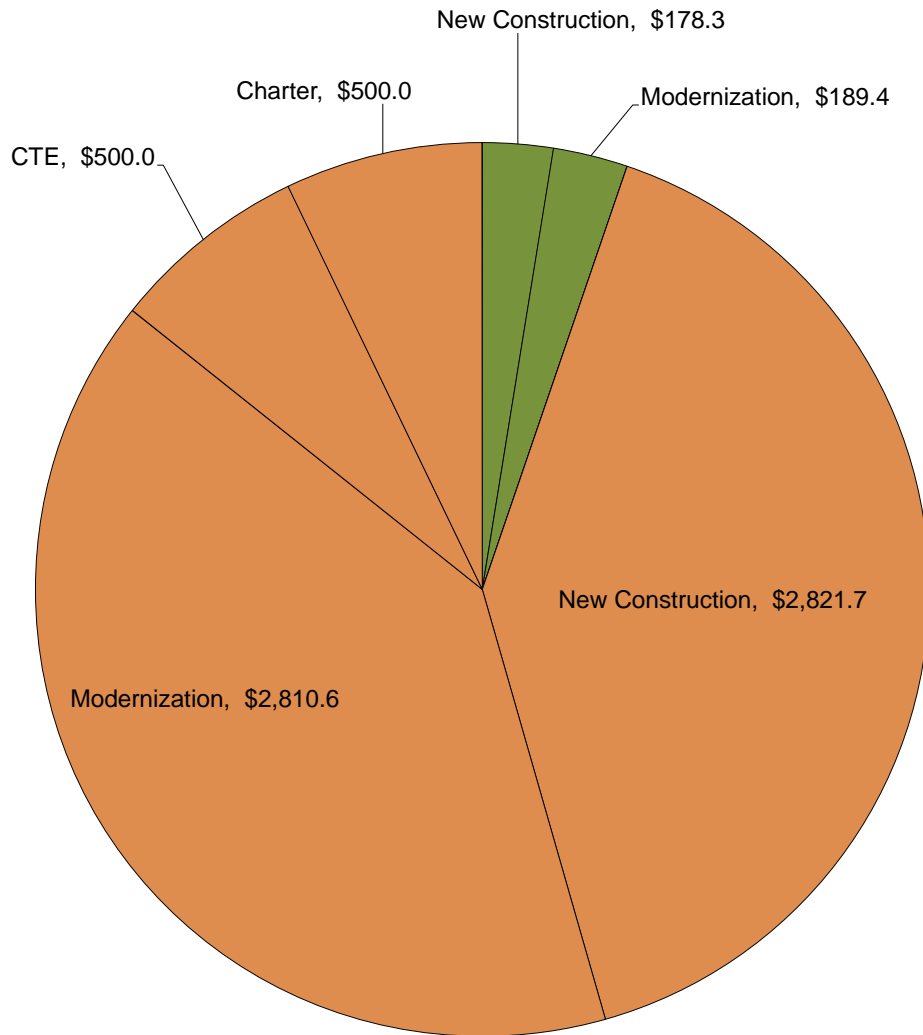
Proposition 51, 1D, 55, 47, and 1A Bond Authority - \$42.480 billion (in millions)



Proposition 51, 1D, 55, 47, and 1A Totals		
New Construction*	\$	17,740.2
Seismic Repair	\$	145.6
Modernization	\$	10,943.6
Hardship	\$	998.8
Class Size Reduction	\$	700.0
COS	\$	2,203.1
CTE	\$	494.2
HPI	\$	100.0
ORG	\$	988.0
Charter	\$	726.2
Joint Use	\$	174.2
Apportioned	\$	35,213.9
		82.9%
New Construction	\$	186.2
Seismic Repair	\$	36.7
Modernization	\$	191.0
Hardship	\$	0.7
Class Size Reduction	\$	-
COS	\$	-
CTE	\$	-
HPI	\$	-
ORG	\$	-
Charter	\$	154.1
Joint Use	\$	-
Unfunded Approvals	\$	568.7
		1.3%
New Construction	\$	2,826.8
Seismic Repair	\$	17.2
Modernization	\$	2,815.4
Hardship	\$	0.5
Class Size Reduction	\$	-
COS	\$	-
CTE	\$	505.8
HPI	\$	-
ORG	\$	12.0
Charter	\$	519.7
Joint Use	\$	-
Remaining Bond Authority	\$	6,697.4
		15.8%
Grand Total	\$	42,480
		100.0%

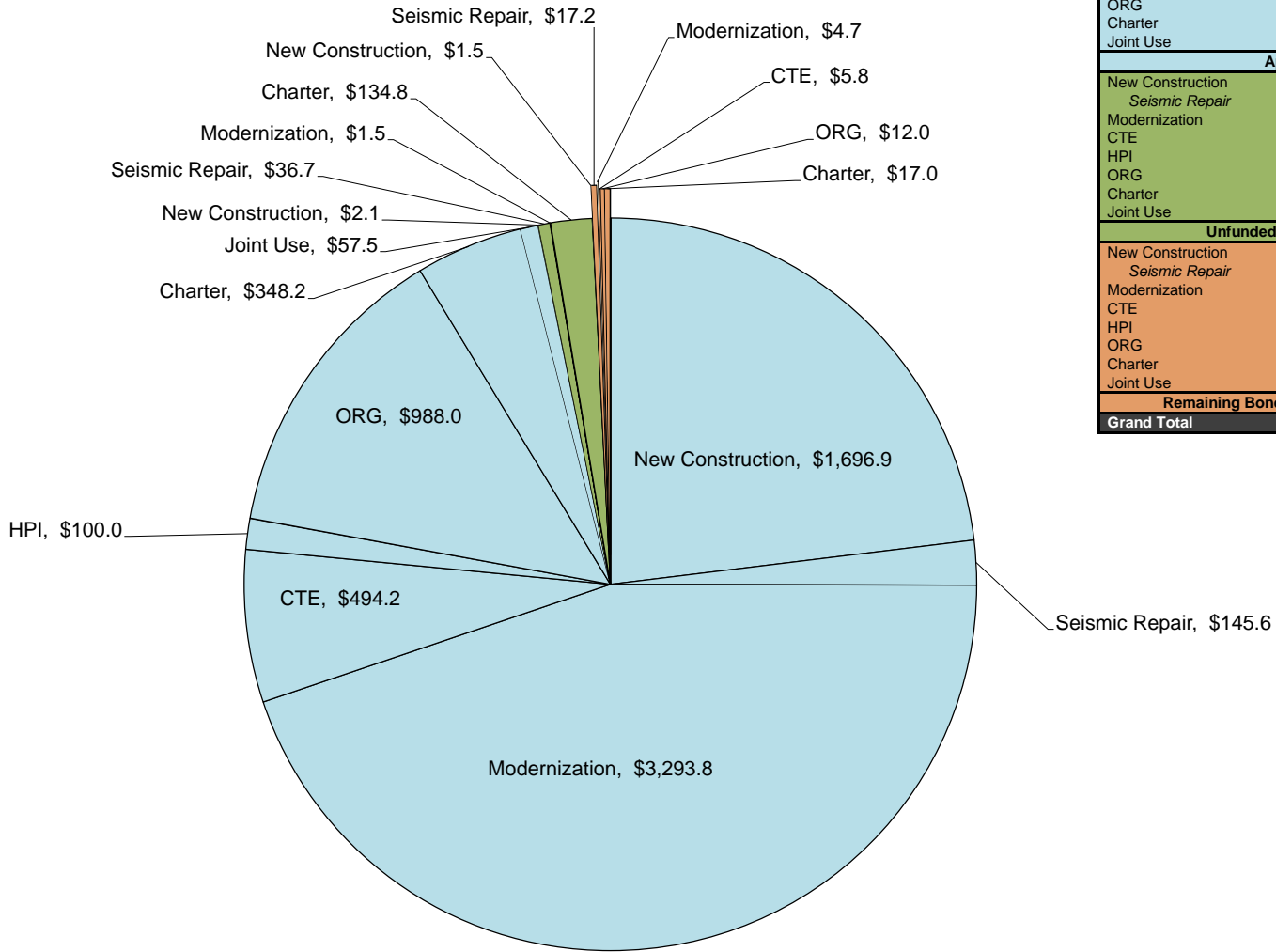
*Includes Energy Efficiency, Small High Schools, Seismic Repair, and the transfer of Critically Overcrowded School Facilities Program Funds to New Construction (\$700 million and \$68.1 million from Prop. 47; \$268.8 million, \$318.3 million, \$225 million, \$211.7 million, \$145 million, and \$30.4 million from Prop. 55). Also, Prop 55 includes \$5.8 million from the Lease Purchase Program on October 6, 2010.

Proposition 51 Bond Authority - \$7.000 billion (in millions)



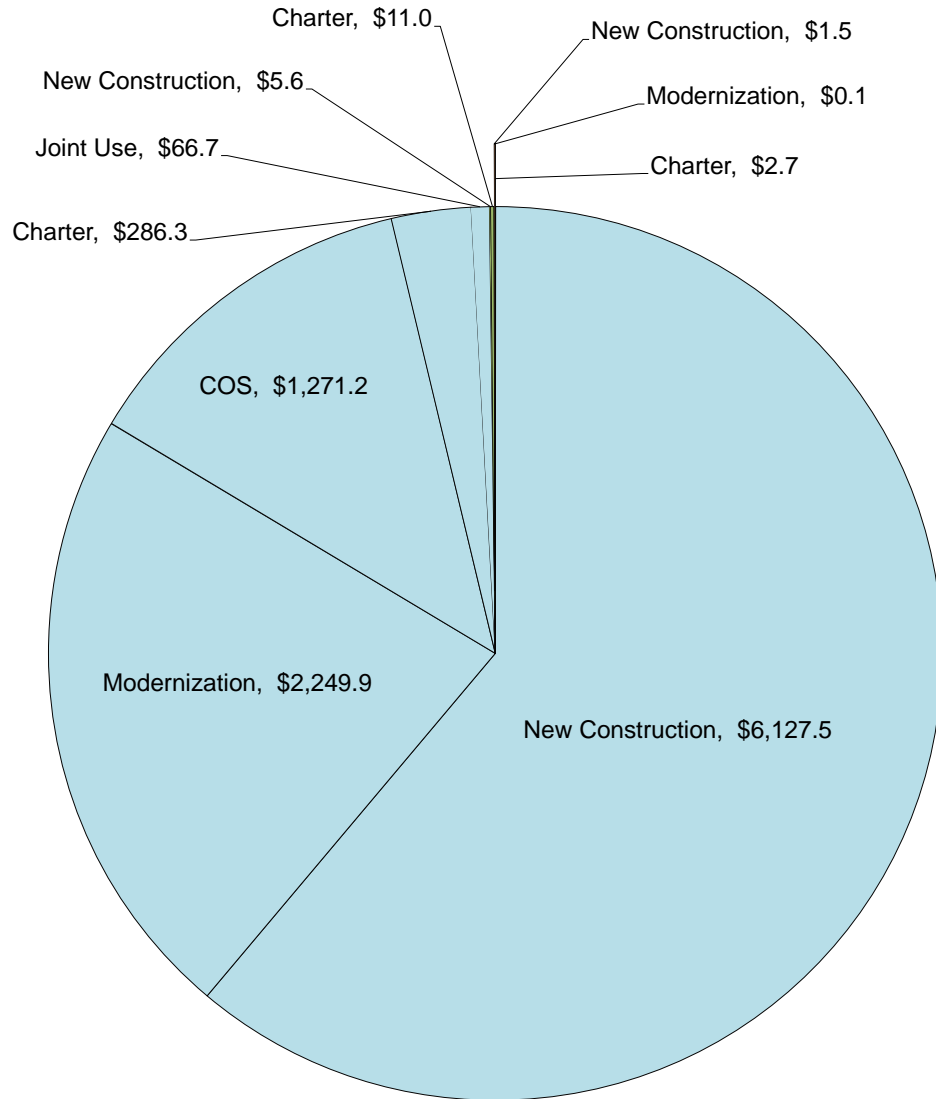
Proposition 51 Totals		
New Construction	\$ -	
Modernization	\$ -	
CTE	\$ -	
Charter	\$ -	
Apportioned	\$ -	0.0%
New Construction	\$ 178.3	
Modernization	\$ 189.4	
CTE	\$ -	
Charter	\$ -	
Unfunded Approvals	\$ 367.7	5.3%
New Construction	\$ 2,821.7	
Modernization	\$ 2,810.6	
CTE	\$ 500.0	
Charter	\$ 500.0	
Remaining Bond Authority	\$ 6,632.3	94.7%
Grand Total	\$ 7,000	100.0%

Proposition 1D Bond Authority - \$7.358 billion (in millions)



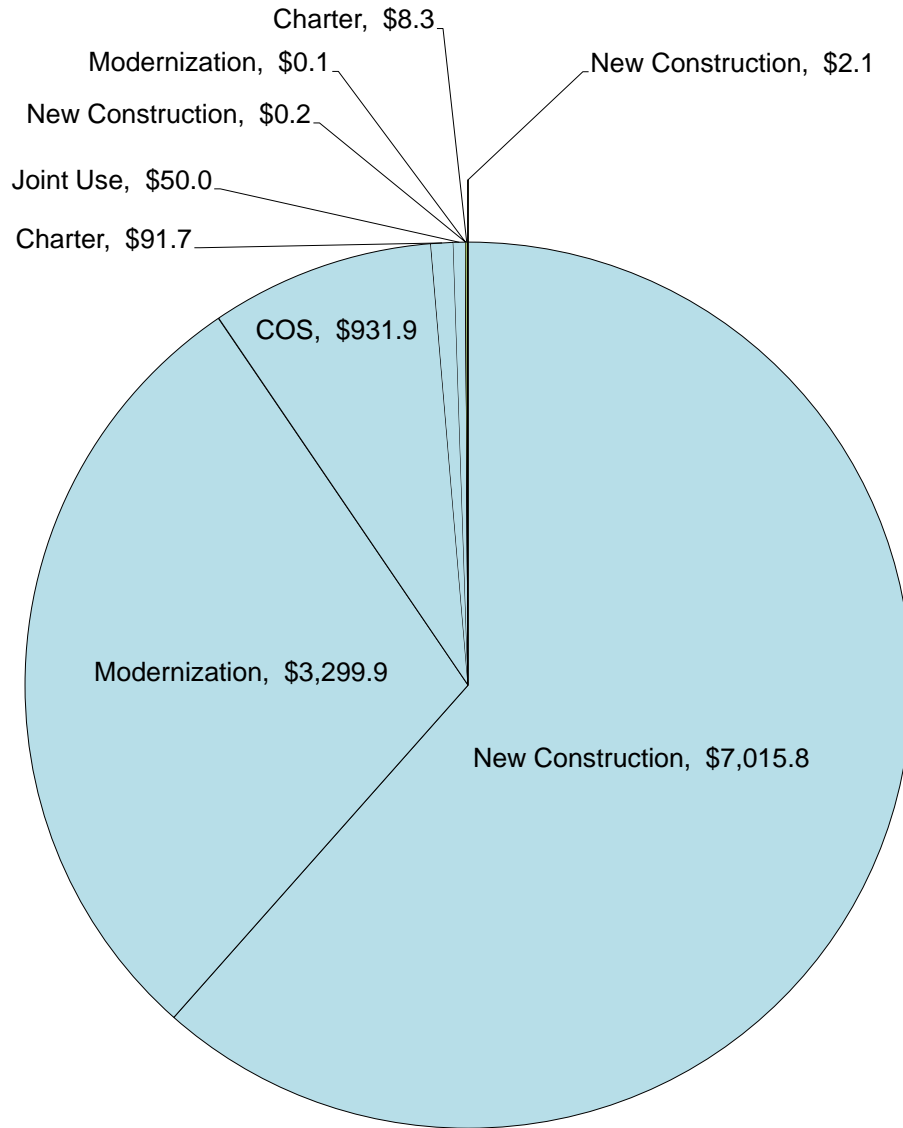
Proposition 1D Totals		
New Construction	\$	1,696.9
<i>Seismic Repair</i>	\$	145.6
Modernization	\$	3,293.8
CTE	\$	494.2
HPI	\$	100.0
ORG	\$	988.0
Charter	\$	348.2
Joint Use	\$	57.5
Apportioned	\$	7,124.2
		96.8%
New Construction	\$	2.1
<i>Seismic Repair</i>	\$	36.7
Modernization	\$	1.5
CTE	\$	-
HPI	\$	-
ORG	\$	-
Charter	\$	134.8
Joint Use	\$	-
Unfunded Approvals	\$	175.1
		2.4%
New Construction	\$	1.5
<i>Seismic Repair</i>	\$	17.2
Modernization	\$	4.7
CTE	\$	5.8
HPI	\$	-
ORG	\$	12.0
Charter	\$	17.0
Joint Use	\$	-
Remaining Bond Authority	\$	58.2
		0.8%
Grand Total	\$	7,358
		100.0%

Proposition 55 Bond Authority - \$10.023 billion (in millions)



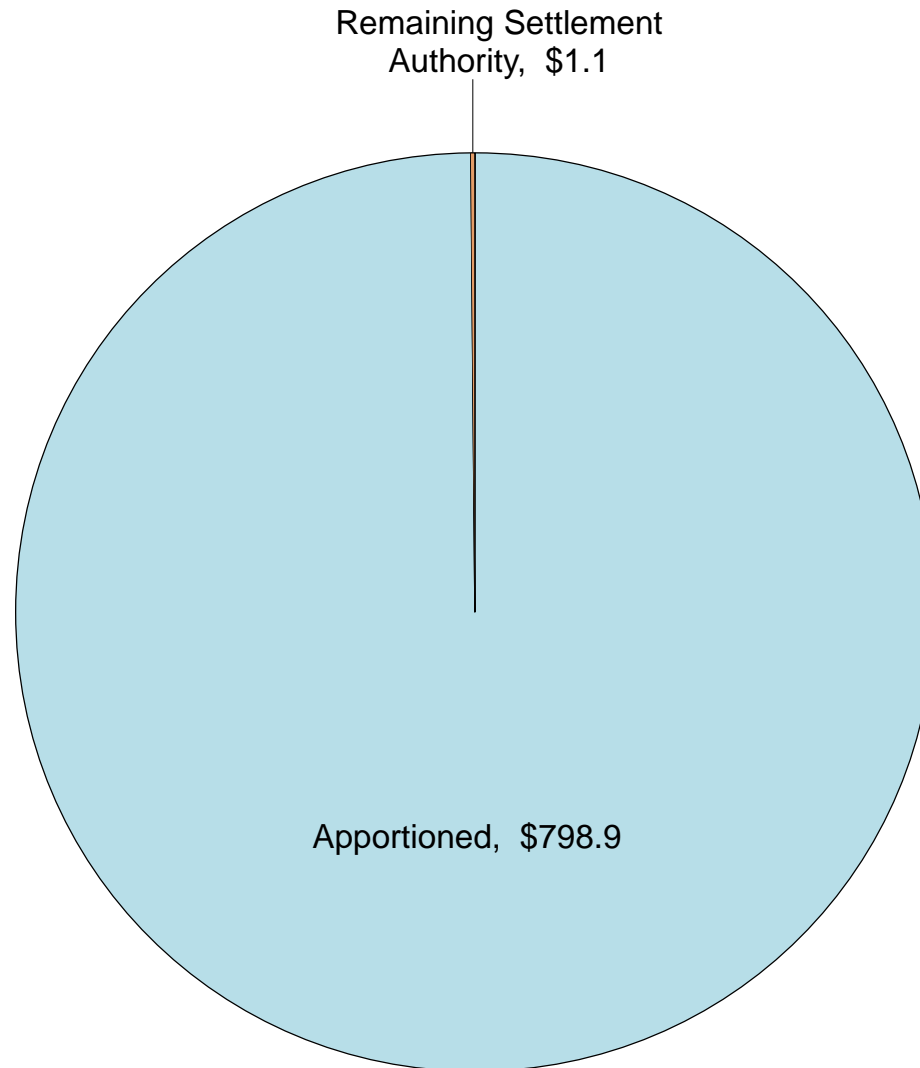
Proposition 55 Totals		
New Construction	\$ 6,127.5	
Modernization	\$ 2,249.9	
COS	\$ 1,271.2	
Charter	\$ 286.3	
Joint Use	\$ 66.7	
Apportioned	\$ 10,001.6	99.8%
New Construction	\$ 5.6	
Modernization	\$ -	
COS	\$ -	
Charter	\$ 11.0	
Joint Use	\$ -	
Unfunded Approvals	\$ 16.6	0.2%
New Construction	\$ 1.5	
Modernization	\$ 0.1	
COS	\$ -	
Charter	\$ 2.7	
Joint Use	\$ -	
Remaining Bond Authority	\$ 4.3	0.0%
Grand Total	\$ 10,023	100.0%

Proposition 47 Bond Authority - \$11.400 billion (in millions)



Proposition 47 Totals		
New Construction	\$ 7,015.8	
Modernization	\$ 3,299.9	
COS	\$ 931.9	
Charter	\$ 91.7	
Joint Use	\$ 50.0	
Apportioned	\$ 11,389.3	99.9%
New Construction	\$ 0.2	
Modernization	\$ 0.1	
COS	\$ -	
Charter	\$ 8.3	
Joint Use	\$ -	
Unfunded Approvals	\$ 8.6	0.1%
New Construction	\$ 2.1	
Modernization	\$ -	
COS	\$ -	
Charter	\$ -	
Joint Use	\$ -	
Remaining Bond Authority	\$ 2.1	0.0%
Grand Total	\$ 11,400	100.0%

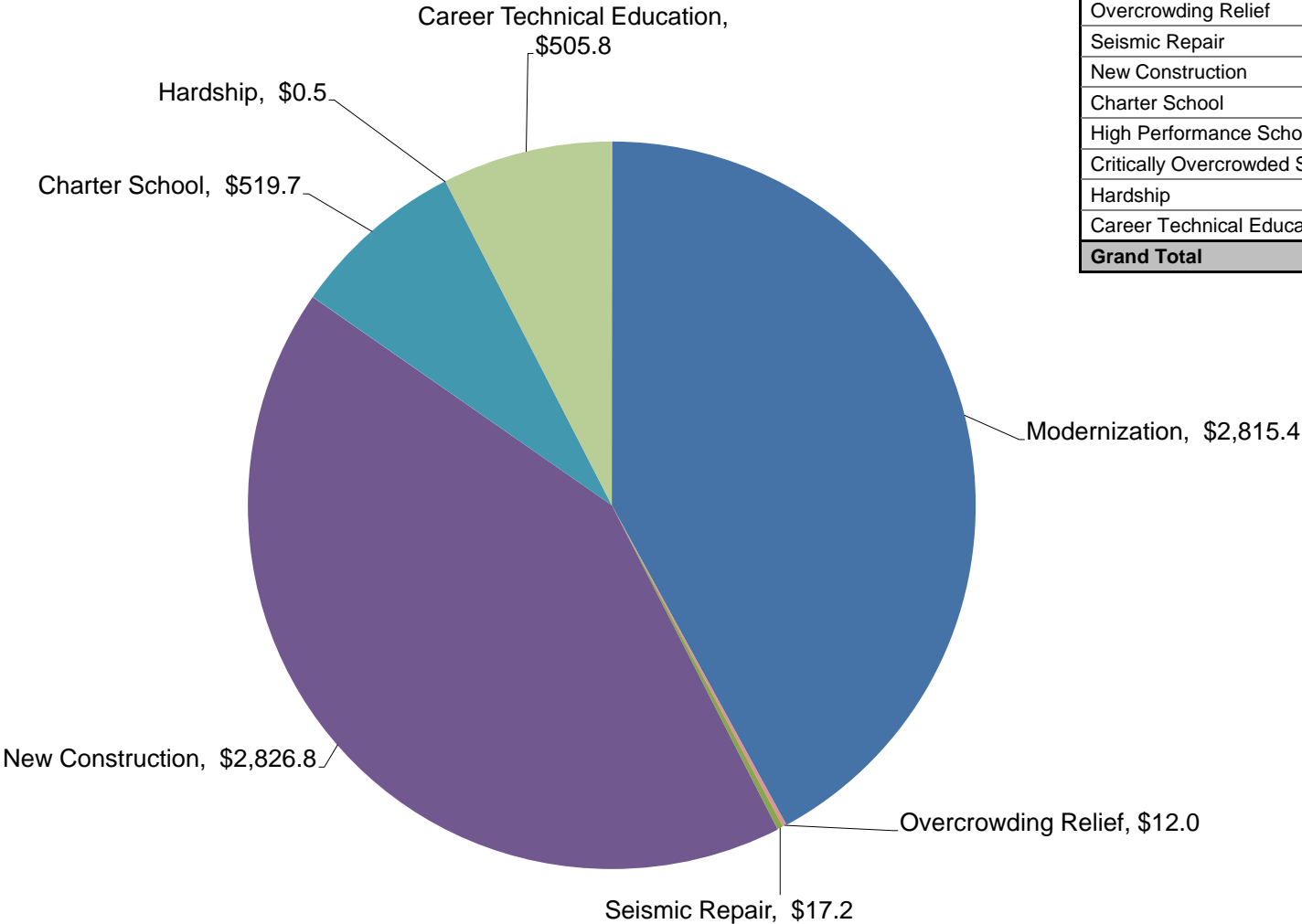
Emergency Repair Program Settlement Authority - \$800 million



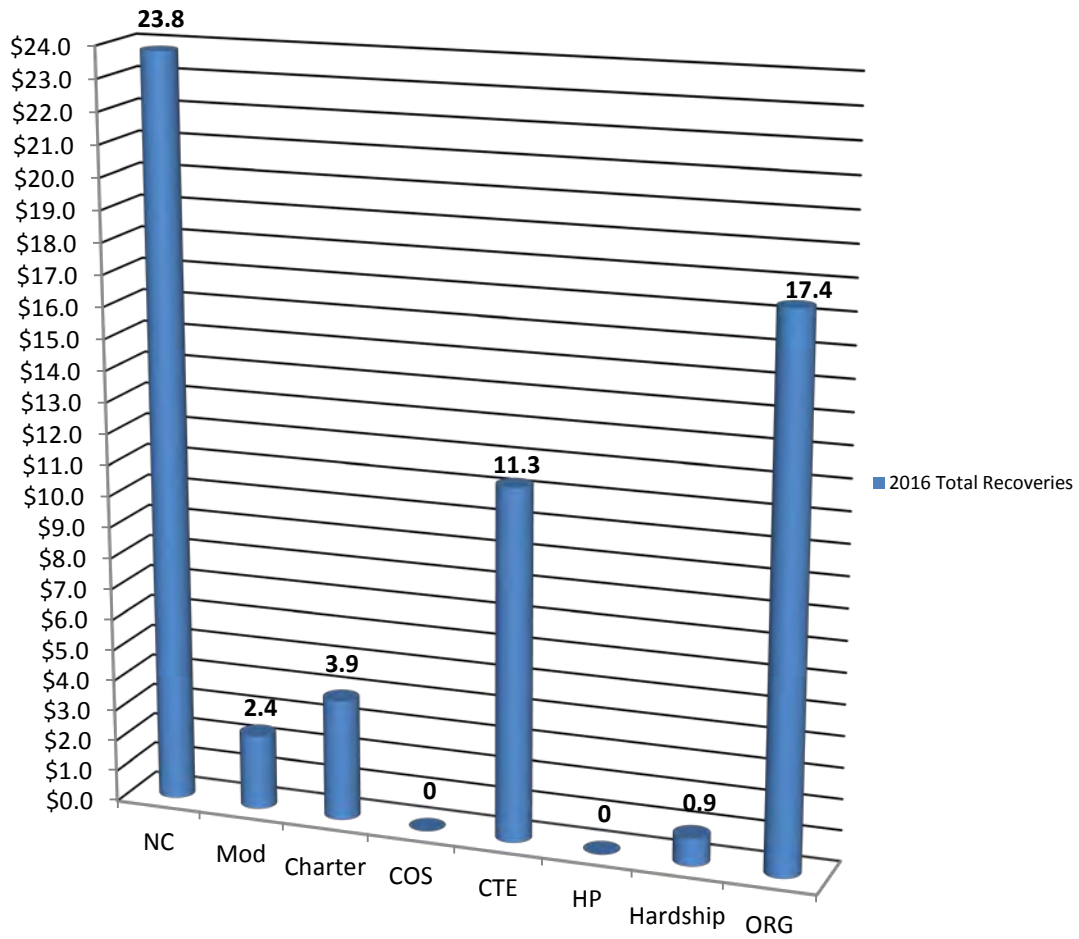
Remaining Bond Authority - \$6,697.4 million

(by program, in millions)
As of August 23, 2017

Remaining Bond Authority (in millions)	
Modernization	\$ 2,815.4
Overcrowding Relief	\$ 12.0
Seismic Repair	\$ 17.2
New Construction	\$ 2,826.8
Charter School	\$ 519.7
High Performance Schools	\$ -
Critically Overcrowded Schools	\$ -
Hardship	\$ 0.5
Career Technical Education	\$ 505.8
Grand Total	\$ 6,697.4



Fund Recoveries* – 2016
(Totals represented in millions of dollars)

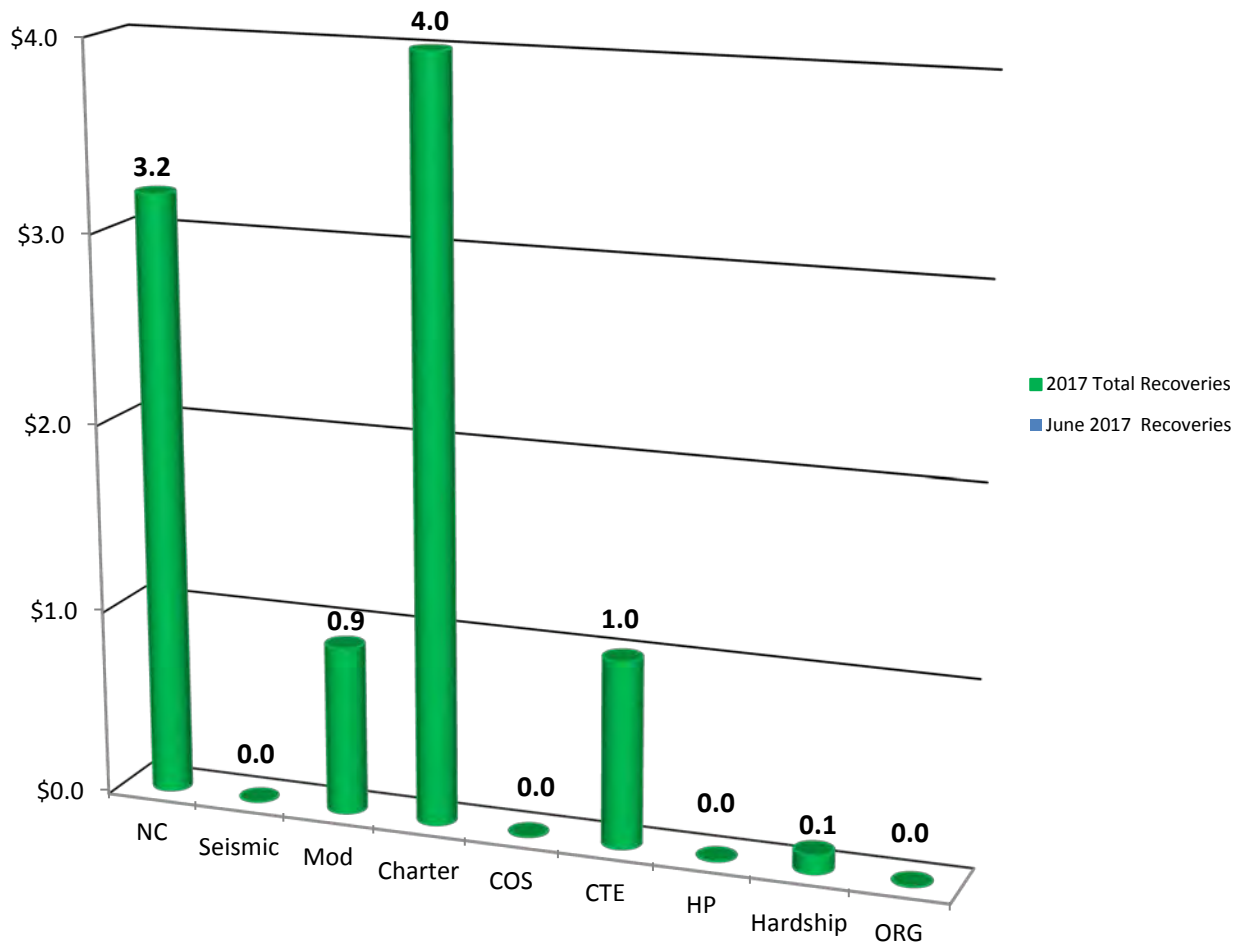


	2016 Totals**
NC	\$23,793,978
Modernization	\$2,435,860
Charter	\$3,874,873
COS	\$0
CTE	\$11,301,630
HP	\$0
Hardship	\$931,212
ORG	\$17,364,574
Total	\$59,702,127

*Includes bond proceeds returned (authority may not be available) to the program through reductions to cost incurred, close-outs, loan repayments, rescissions and special education local plan area transfers.

** 2016 Totals does not reflect any reallocation of authority. For current availability of bond authority, see Status of Funds.

Fund Recoveries* – as of July 31, 2017
(Totals represented in millions of dollars)



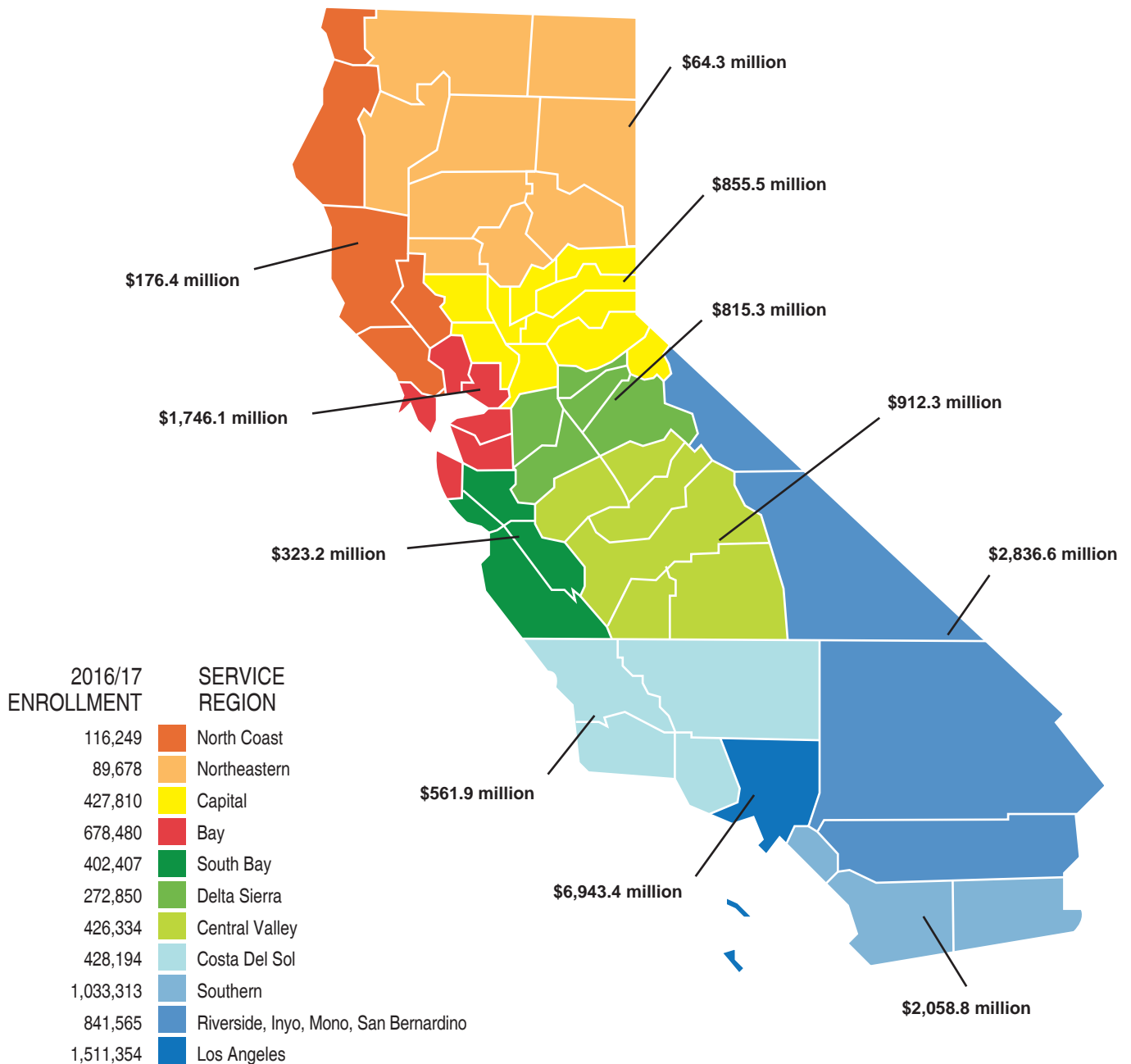
June 2017	1A	47	55	1D	June Totals	2017 Totals**
NC	\$0	\$0	\$0	\$0	\$0	\$3,173,751
Seismic	\$0	\$0	\$0	\$0	\$0	\$0
Modernization	\$0	\$0	\$0	\$0	\$0	\$862,766
Charter	\$0	\$0	\$0	\$0	\$0	\$4,057,815
COS	\$0	\$0	\$0	\$0	\$0	\$0
CTE	\$0	\$0	\$0	\$0	\$0	\$977,573
HP	\$0	\$0	\$0	\$0	\$0	\$0
Hardship	\$0	\$0	\$0	\$0	\$0	\$59,124
ORG	\$0	\$0	\$0	\$0	\$0	\$0
Total					\$0	\$9,131,029

*Includes bond proceeds returned (authority may not be available) to the program through reductions to cost incurred, close-outs, loan repayments, rescissions and special education local plan area transfers.

** 2017 Totals does not reflect any reallocation of authority. For current availability of bond authority, see Status of Funds.

School Facility Program Gross Construction Expenditures by School Facility Program Service Region

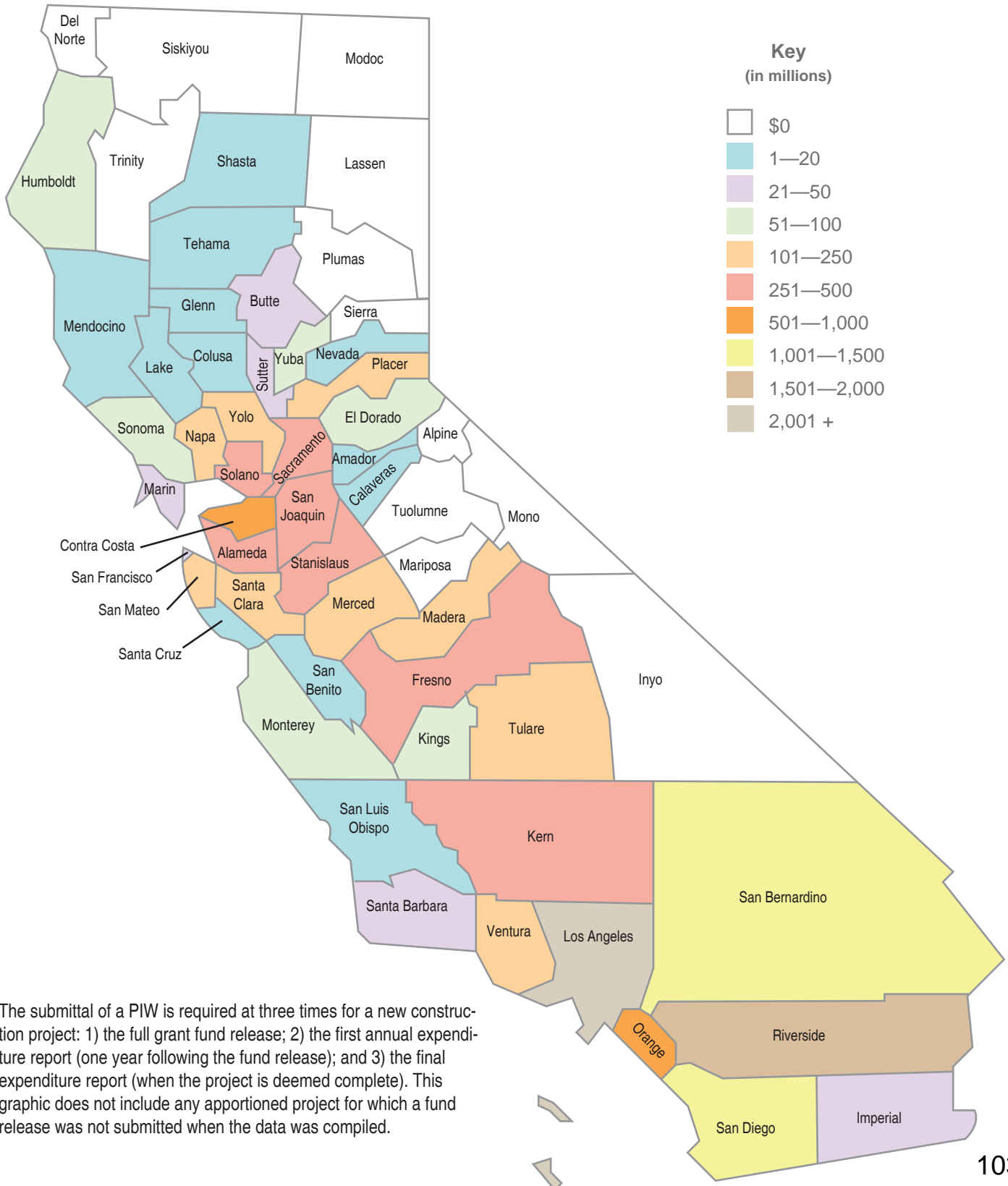
The graphic below displays the gross construction expenditures (\$17,294.0 million) for 1,001 School Facility Program new construction projects apportioned from January 2008 through July 31, 2017 and for which a Project Information Worksheet (PIW) was submitted.* The data includes the state funding, required district match, and any additional district funding.



* The submittal of a PIW is required at three times for a new construction project: 1) the full grant fund release; 2) the first annual expenditure report (one year following the fund release); and 3) the final expenditure report (when the project is deemed complete). This graphic does not include any apportioned project for which a fund release was not submitted when the data was compiled.

School Facility Program Gross Construction Expenditures by County

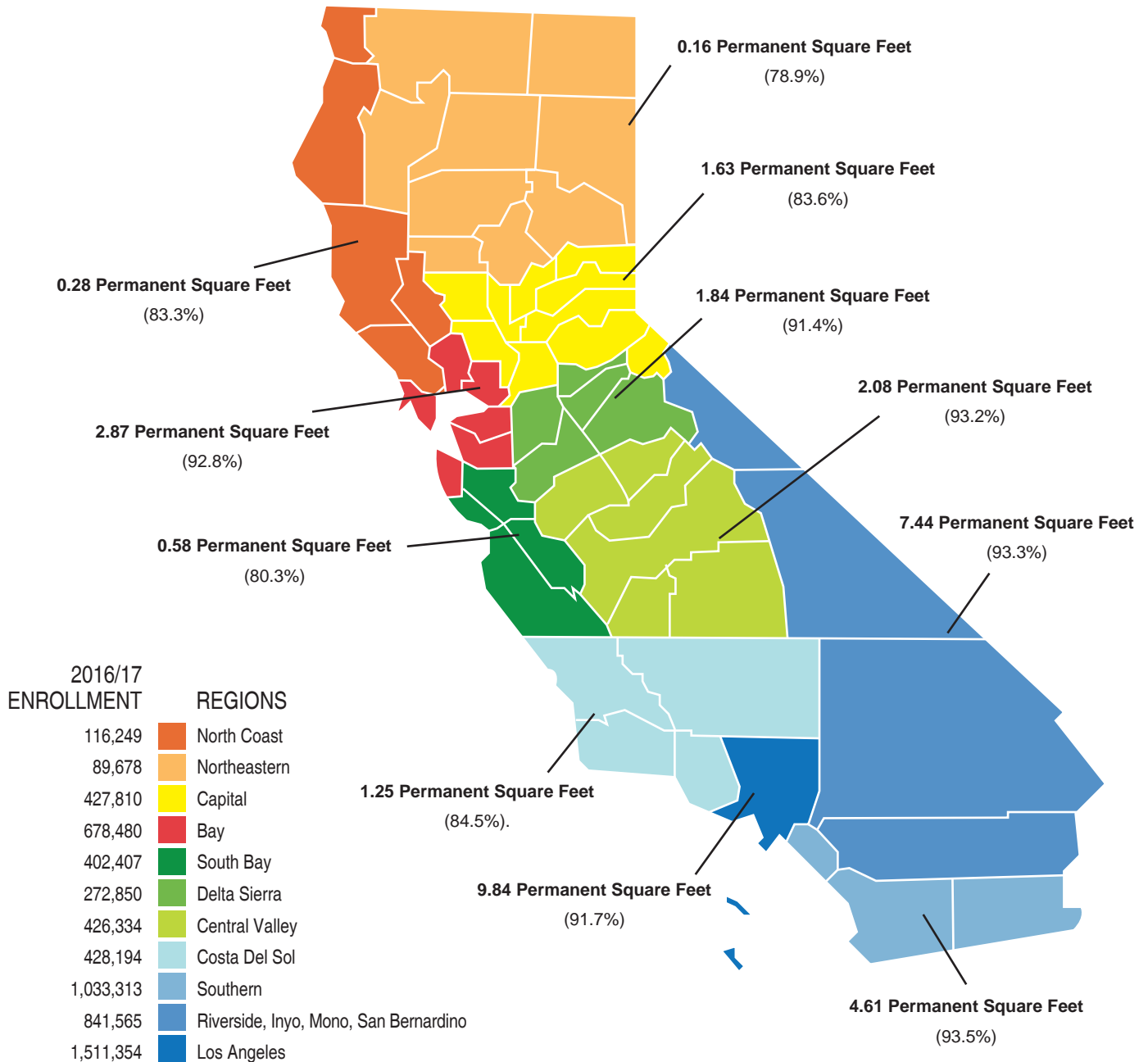
The graphic below displays the gross construction expenditures (\$17,294.0 million) for 1,001 School Facility Program new construction projects apportioned from January 2008 through July 31, 2017 and for which a Project Information Worksheet (PIW) was submitted.* The data includes the state funding, required district match, and any additional district funding.



* The submittal of a PIW is required at three times for a new construction project: 1) the full grant fund release; 2) the first annual expenditure report (one year following the fund release); and 3) the final expenditure report (when the project is deemed complete). This graphic does not include any apportioned project for which a fund release was not submitted when the data was compiled.

School Facility Program
 Project Information Worksheet
 Permanent Construction by School Facility Program Service Region
 (in millions)

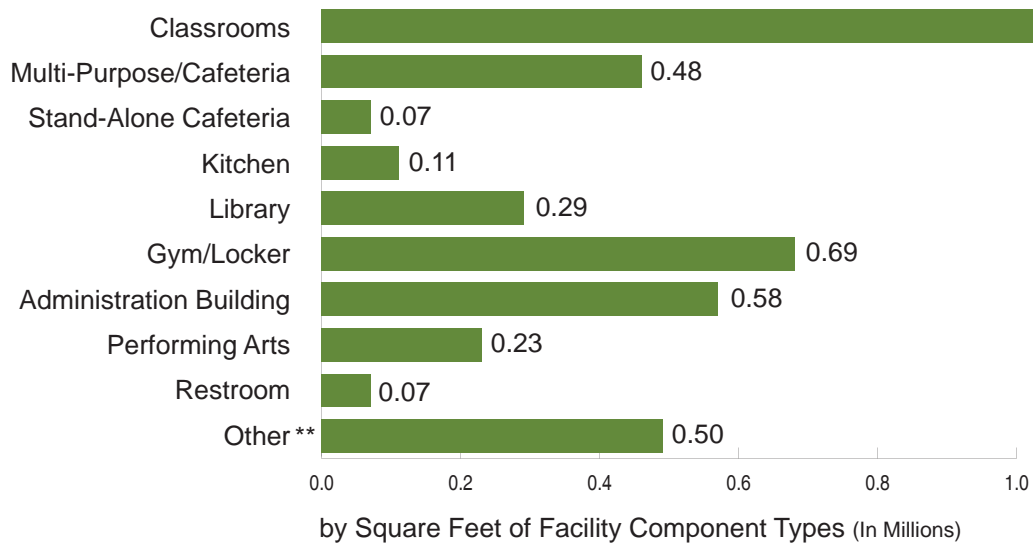
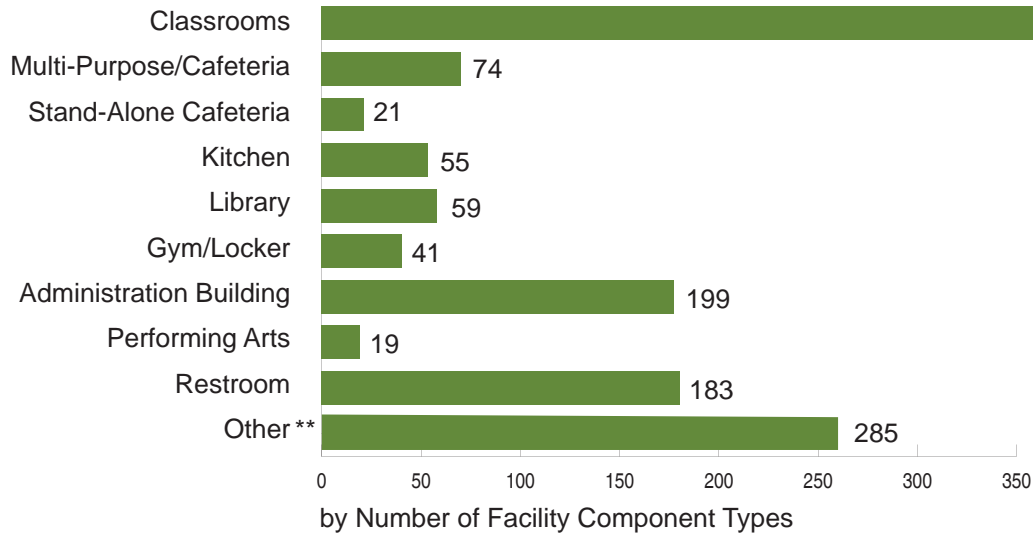
The graphic displays the permanent square footage construction versus the total square footage construction (which includes modular and portable construction) for 1,001 new construction projects apportioned from January 2008 through July 31, 2017 and for which a Project Information Worksheet (PIW) was submitted.*



* The submittal of a PIW is required at three times for a new construction project: 1) the full grant fund release; 2) the first annual expenditure report (one year following the fund release); and 3) the final expenditure report (when the project is deemed complete). This graphic does not include any apportioned project for which a fund release was not submitted when the data was compiled. The 1,001 projects include 173 financial hardship apportionments at the final adjusted grant funding stage.

School Facility Program
 Proposition 47 New Construction Projects Built
 Project Information Worksheet
 As of July 31, 2017

The graphics below detail the number of facility components types constructed, including square footages for 204 School Facility Program new construction projects apportioned from January 2008 to July 31, 2017 and for which a Project Information Worksheet (PIW) was submitted*.



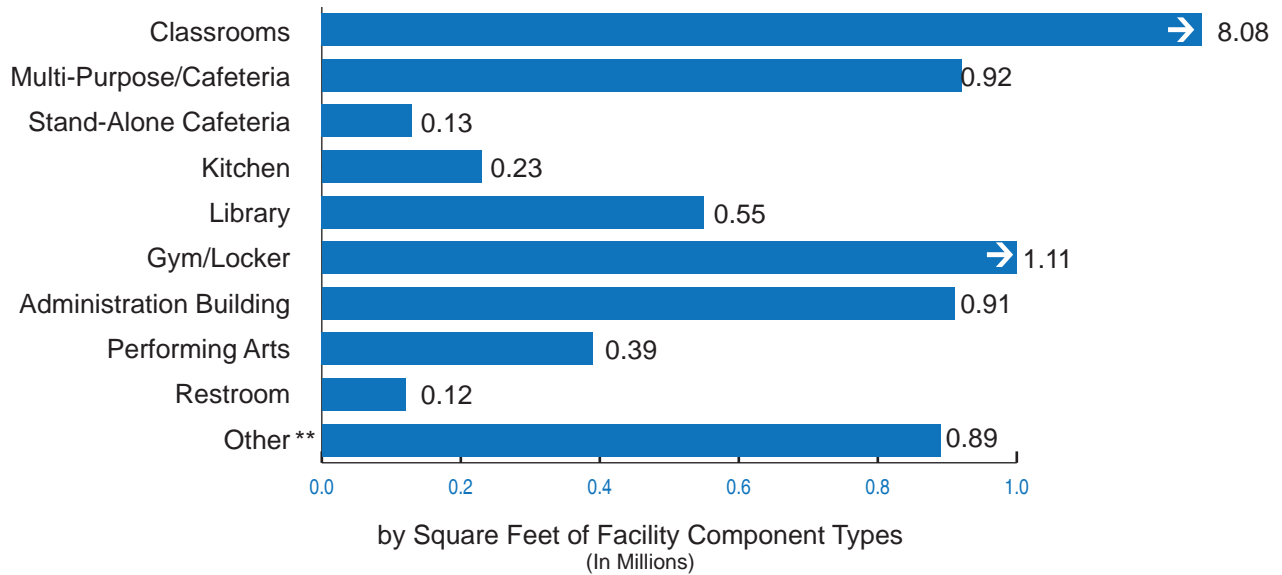
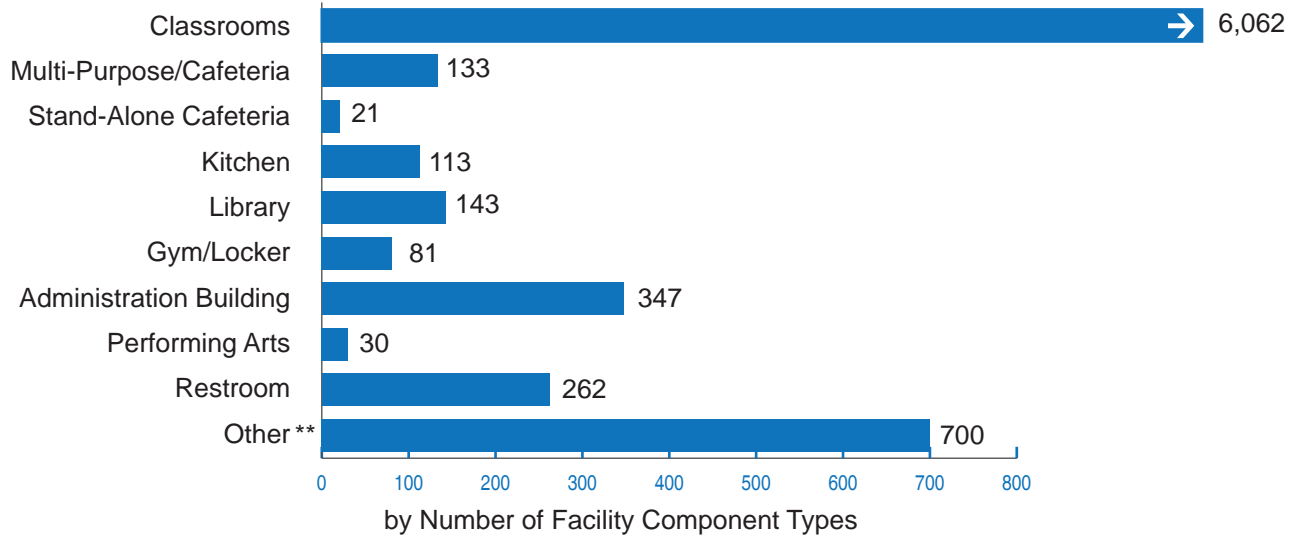
Average Square Feet Per Facility	Average Square Feet Per Facility	
	Component Type	Value
Average Square Feet Per Facility	Classrooms	1,360
	Multi-Purpose/Cafeteria	6,500
	Stand-Alone Cafeteria	3,307
	Kitchen	2,082
	Library	4,861
	Gym/Locker	16,730
	Administration Building	2,909
	Performing Arts	11,912
	Restroom	365
	Other**	1,755

* The submittal of a PIW is required at three times for a new construction project: 1) the full grant fund release; 2) the first annual expenditure report (one year following the fund release); and 3) the final expenditure report (when the project is deemed complete). This graphic does not include any apportioned project for which a fund release was not submitted when the data was compiled. The data includes the state apportionment, district match, any additional district funding, and excludes site acquisition amounts.

** Other includes (but is not limited to) facilities such as staff rooms, conference rooms, and resource rooms.

School Facility Program
 Proposition 55 New Construction Projects Built
 Project Information Worksheet
 As of July 31, 2017

The graphics below detail the number of facility components types constructed, including square footages for 363 School Facility Program new construction projects apportioned from January 2008 to July 31, 2017 and for which a Project Information Worksheet (PIW) was submitted*.



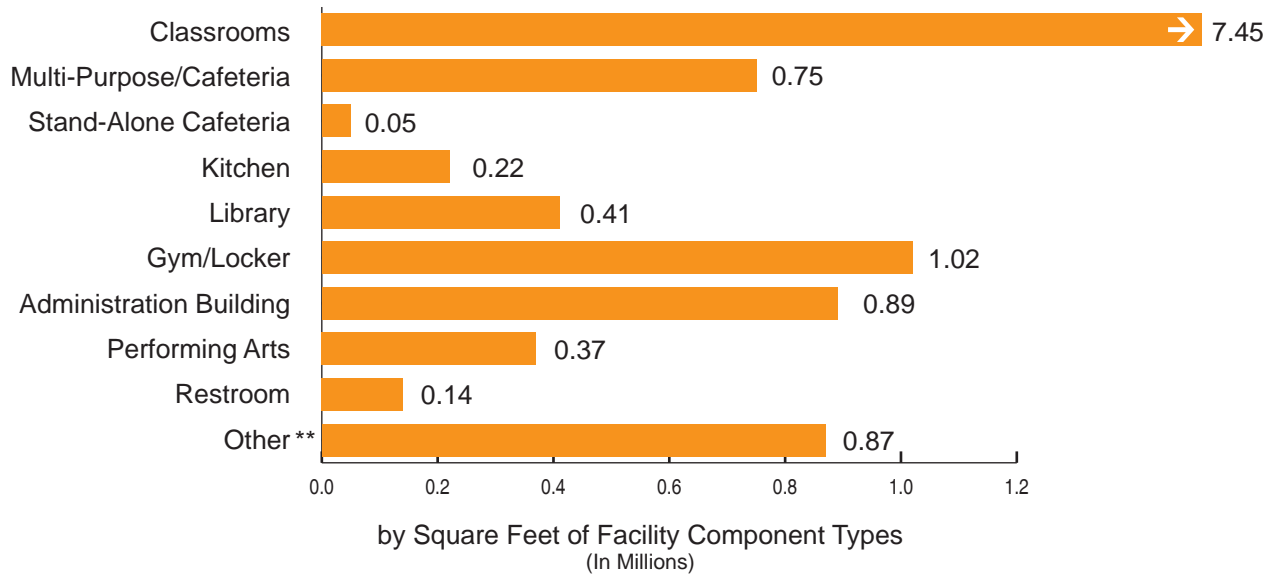
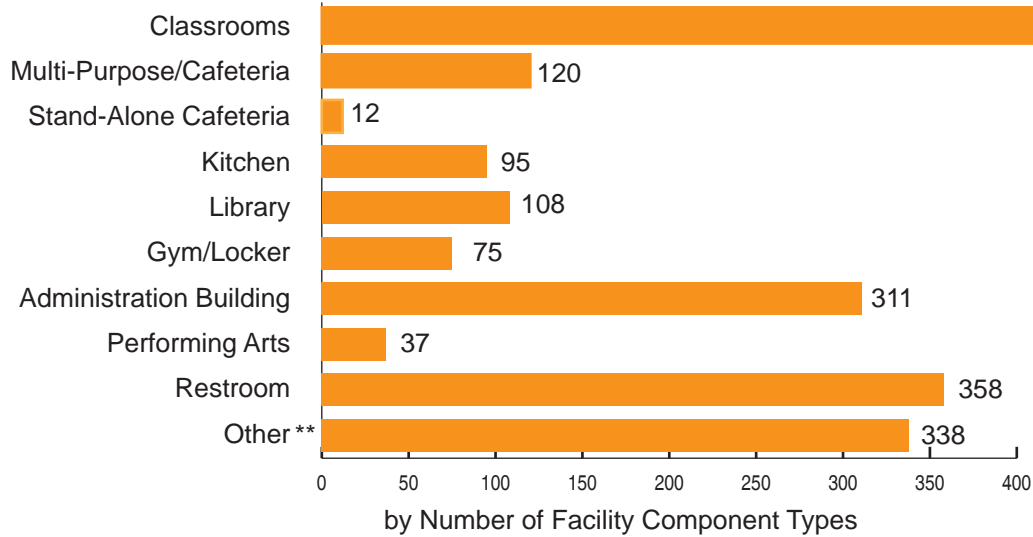
Average Square Feet Per Facility	Classrooms		Gym/Locker	
		1,333		13,765
	Multi-Purpose/Cafeteria	6,950	Administration Building	2,621
	Stand-Alone Cafeteria	6,355	Performing Arts	12,849
	Kitchen	2,027	Restroom	468
	Library	3,857	Other**	1,266

* The submittal of a PIW is required at three times for a new construction project: 1) the full grant fund release; 2) the first annual expenditure report (one year following the fund release); and 3) the final expenditure report (when the project is deemed complete). This graphic does not include any apportioned project for which a fund release was not submitted when the data was compiled. The data includes the state apportionment, district match, any additional district funding, and excludes site acquisition amounts.

** Other includes (but is not limited to) facilities such as staff rooms, conference rooms, and resource rooms.

School Facility Program
 Proposition 1D New Construction Projects Built
 Project Information Worksheet
 As of July 31, 2017

The graphics below detail the number of facility components types constructed, including square footages for 423 School Facility Program new construction projects apportioned from January 2008 to July 31, 2017 and for which a Project Information Worksheet (PIW) was submitted*.



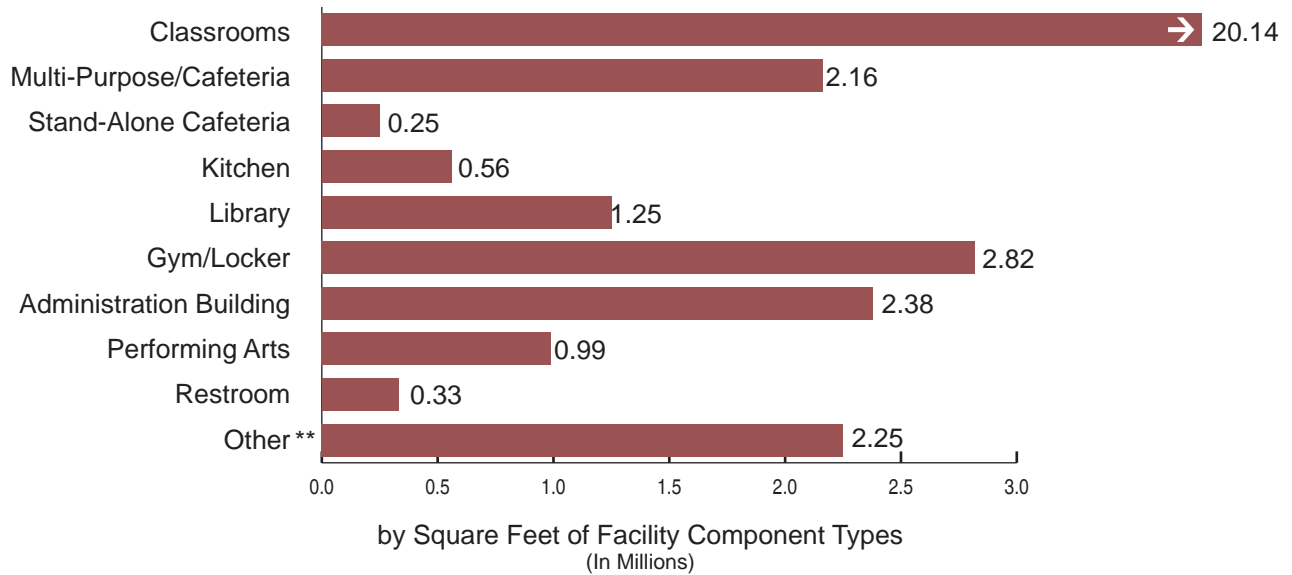
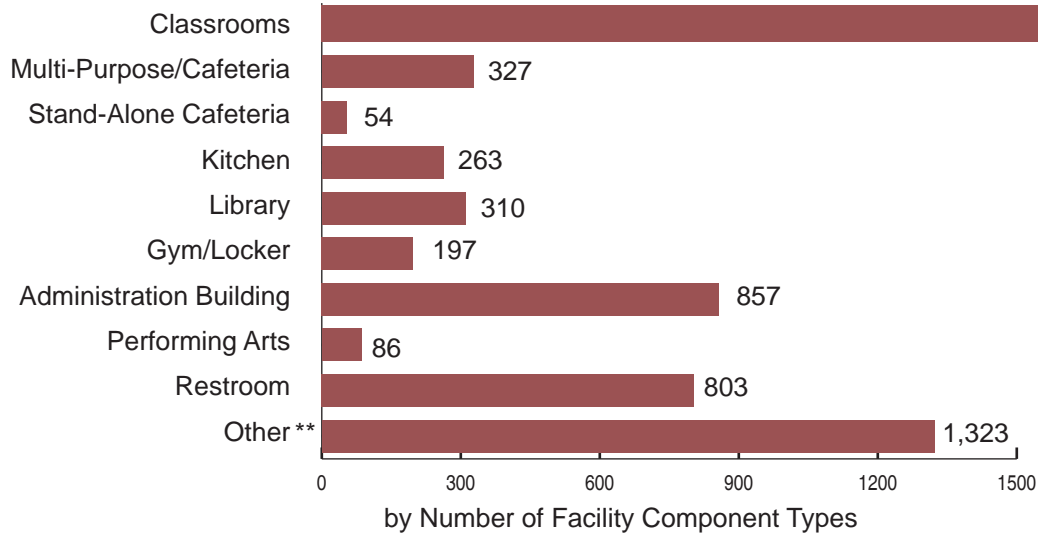
Average Square Feet Per Facility	Classrooms		Gym/Locker	
		1,279		13,541
	Multi-Purpose/Cafeteria	6,254	Administration Building	2,853
	Stand-Alone Cafeteria	4,011	Performing Arts	10,134
	Kitchen	2,273	Restroom	383
	Library	3,780	Other**	2,564

* The submittal of a PIW is required at three times for a new construction project: 1) the full grant fund release; 2) the first annual expenditure report (one year following the fund release); and 3) the final expenditure report (when the project is deemed complete). This graphic does not include any apportioned project for which a fund release was not submitted when the data was compiled. The data includes the state apportionment, district match, any additional district funding, and excludes site acquisition amounts.

** Other includes (but is not limited to) facilities such as staff rooms, conference rooms, and resource rooms.

School Facility Program
 Propositions 47, 55 and 1D New Construction Projects Built
 Project Information Worksheet
 As of July 31, 2017

The graphics below detail the number of facility components types constructed, including square footages for 1,001 School Facility Program new construction projects apportioned from January 2008 to July 31, 2017 and for which a Project Information Worksheet (PIW) was submitted.*



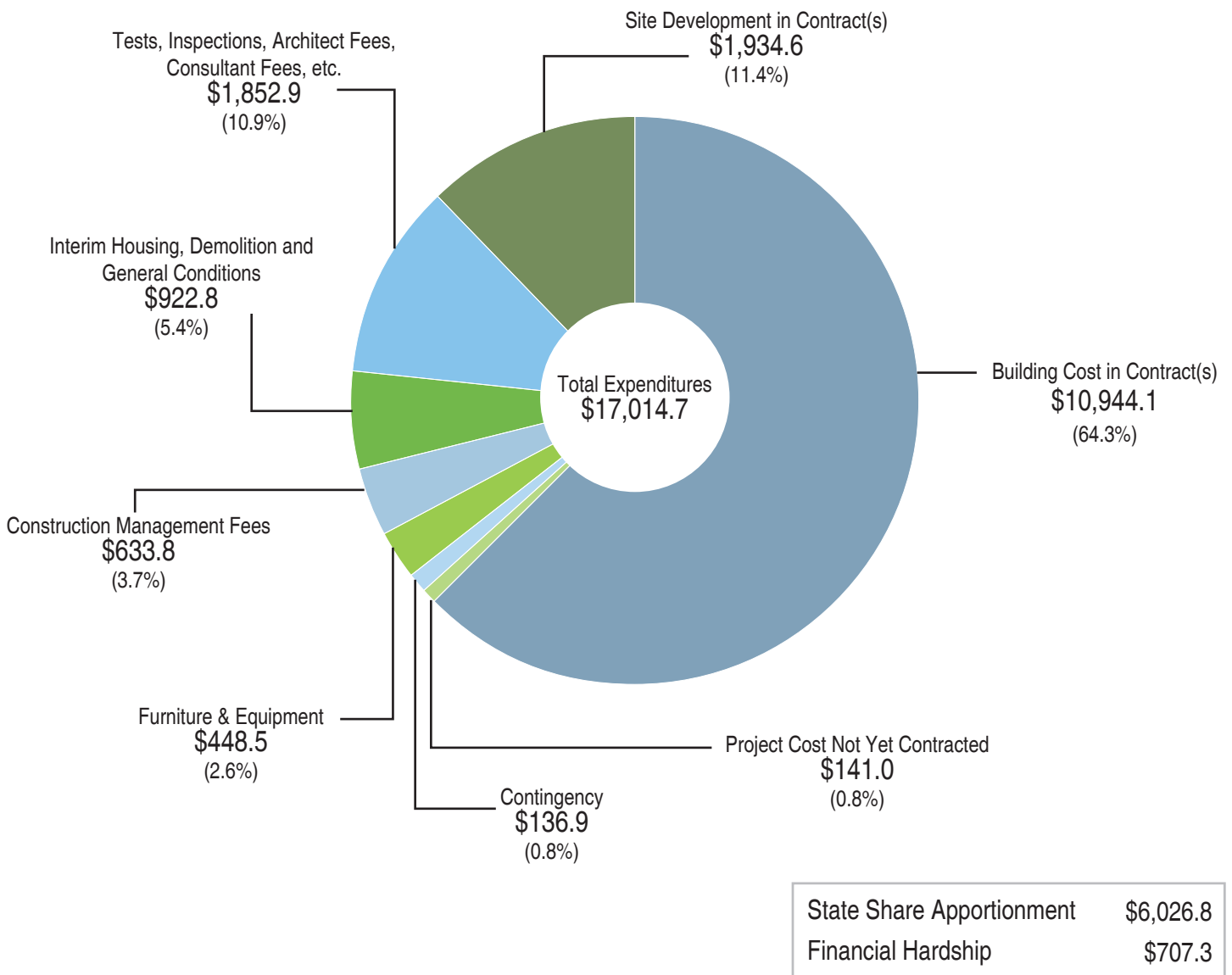
Average Square Feet Per Facility	Classrooms		Gym/Locker	
		1,319		14,297
	Multi-Purpose/Cafeteria 6,593		Administration Building 2,772	
	Stand-Alone Cafeteria 4,649		Performing Arts 11,474	
	Kitchen 2,127		Restroom 407	
	Library 4,022		Other** 1,703	

* The submittal of a PIW is required at three times for a new construction project: 1) the full grant fund release; 2) the first annual expenditure report (one year following the fund release); and 3) the final expenditure report (when the project is deemed complete). This graphic does not include any apportioned project for which a fund release was not submitted when the data was compiled. The data includes the state apportionment, district match, any additional district funding, and excludes site acquisition amounts.

** Other includes (but is not limited to) facilities such as staff rooms, conference rooms, and resource rooms.

School Facility Program
 Project Information Worksheet
 Expenditures: State and Local Contributions
 (in millions)

The chart below uses data from 1,001 new construction projects apportioned from January 2008 through July 31, 2017, that were required to submit a Project Information Worksheet (PIW) at the time this data was compiled.* The data includes the state funding, required district match, and any additional district funding.

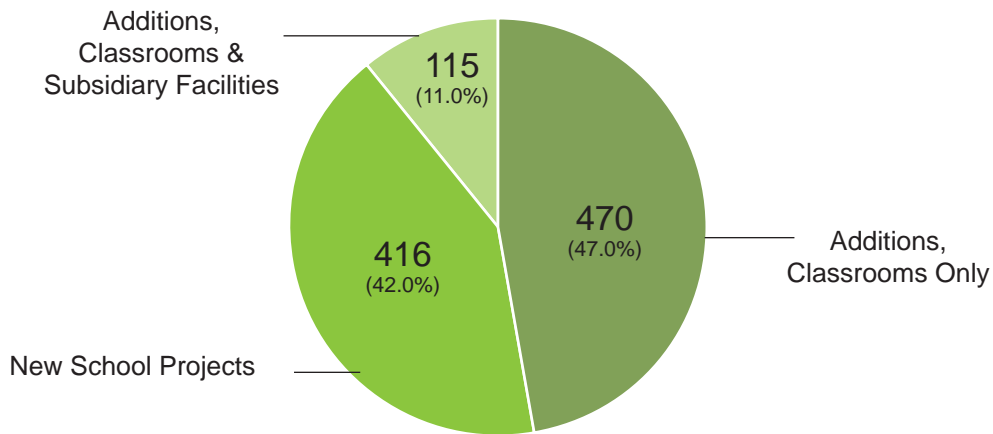


* The submittal of a PIW is required at three times for a new construction project: 1) the full grant fund release; 2) the first annual expenditure report (one year following the fund release); and 3) the final expenditure report (when the project is deemed complete). This graphic does not include any apportioned project for which a fund release was not submitted when the data was compiled. The 1,001 projects include 173 financial hardship apportionments at the final adjusted grant funding stage.

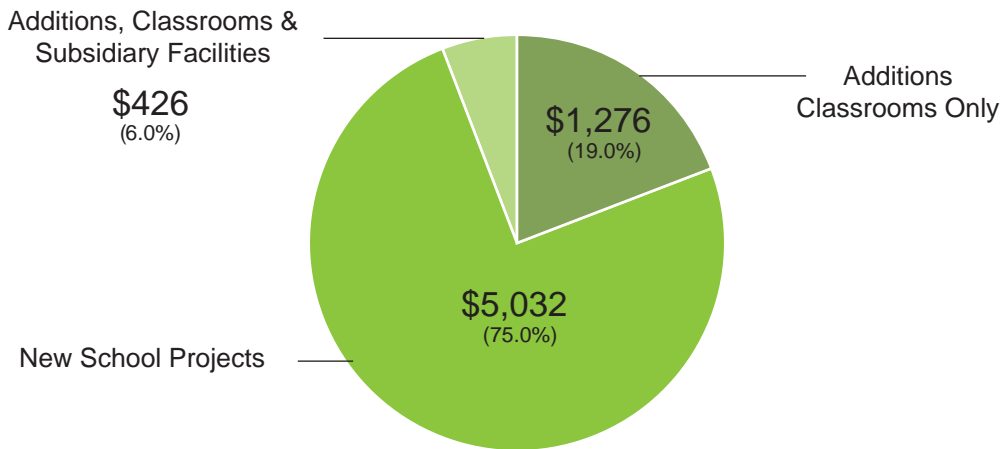
School Facility Program
New Schools vs. Additions

The charts below display data from 1,001 School Facility Program new construction projects apportioned from January 2008 through July 2017 and for which a Project Information Worksheet (PIW) was submitted*. The top chart displays the number of apportioned projects by the following categories: new school, addition projects with classrooms only, and addition projects with classrooms and subsidiary facilities. The bottom chart displays the amount of state funding, \$6,734 million (excluding site acquisition) by category.

Number of Projects



State Funding (in millions)



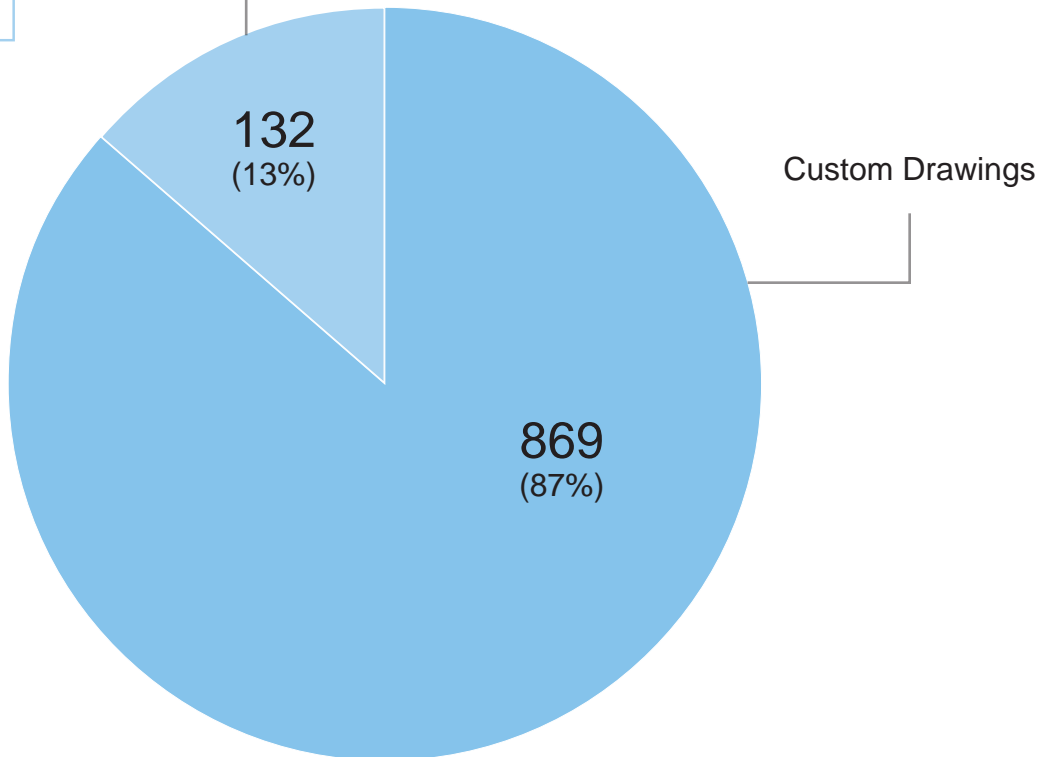
* The submittal of a PIW is required at three times for a new construction project: 1) the full grant fund release; 2) the first annual expenditure report (one year following the fund release); and 3) the final expenditure report (when the project is deemed complete). This graphic does not include any apportioned project for which a fund release was not submitted when the data was compiled.

School Facility Program
Architectural Plans - Custom vs. Prototype Drawings

The chart below displays the number of projects utilizing custom architectural plans for 1,001 School Facility Program new construction projects apportioned from January 2008 through July 2017 and for which a Project Information Worksheet (PIW) was submitted*.

Prototype Drawings
(Reuse of Plans)

Average of Reuse
3



* The submittal of a PIW is required at three times for a new construction project: 1) the full grant fund release; 2) the first annual expenditure report (one year following the fund release); and 3) the final expenditure report (when the project is deemed complete). This graphic does not include any apportioned project for which a fund release was not submitted when the data was compiled.

REPORT OF THE EXECUTIVE OFFICER
State Allocation Board Meeting, August 23, 2017

SCHOOL DISTRICT DATA

School District:.....NORWALK-LA MIRADA USD	County:.....LOS ANGELES
Application Number:.....61/64840-00-016	School Name.....NORWALK HIGH SCHOOL
Total District Enrollment:.....18,374	Project Grade Level:9-12

PURPOSE OF REPORT

To present the District's request for an extension to complete an Emergency Repair Program (ERP) project.

DESCRIPTION

On August 26, 2015, the District received an ERP Grant to replace a structurally unsafe portable classroom in the amount of \$426,103. According to program regulations, if the project requires approval from the Division of the State Architect (DSA) the District is required to complete the project and submit the *Expenditure Report* (Form SAB 61-04) to the Office of Public School Construction (OPSC) within 21 months from the Apportionment date. During the planning process, the District experienced unanticipated construction delays, which included making required repairs to three fire hydrants on the site and remediating water pressure deficiencies to meet minimum code requirements. When the District realized it was not going to complete the project within the required timeframe, it submitted an appeal requesting to extend the deadline for an additional 18 months.

AUTHORITY

See Attachment A.

BACKGROUND

In 2004, Senate Bill 6, Chapter 899 established the ERP with \$800 million to address facility conditions in low performing schools that pose urgent threats to students' or staffs' health and safety as a result of the *Williams v. California* Settlement. In 2007 the program was successfully converted into a grant program by Assembly Bill 607, Statutes of 2006 Chapter 704. This allowed eligible schools to receive funds before they completed repairs.

The District submitted an ERP application to OPSC on July 23, 2008 to replace a structurally unsafe portable classroom. The District then received an ERP Grant on August 26, 2015 in the amount of \$426,103. Because the project required DSA review and approval, the District had 21 months to complete the project and submit the Form SAB 61-04 along with the required documents to OPSC per ERP Regulation Section 1859.330. The completed Form SAB 61-04 was due to OPSC by May 26, 2017.

During the planning process, the District realized that it would not be able to meet the required deadline for completion. In an effort to retain the Apportionment, the District submitted a *School District Appeal Request* (SAB 189) to extend the May 26, 2017 deadline to November 26, 2018.

STAFF ANALYSIS/STATEMENTS

District Position

The District is requesting to extend the deadline for 18 months to complete the ERP project and submit the required documents to OPSC by November 26, 2018 due to unforeseen circumstances at the Norwalk High School site, which are preventing the District from obtaining the required approvals to complete the project. When the District received the ERP Apportionment in August 2015, it was in the process of preparing a master plan for the Norwalk High School site following the passage of a local bond measure in 2014 that included multiple public meetings.

Since the master plan touches a majority of the site, the District integrated the ERP project (i.e. the replacement of a portable building) into the planning process in an attempt to avoid construction conflicts. After completing the integration phase, the District proceeded with architectural design and preparations for construction of the ERP project in late 2016. "As the design of the ERP project proceeded, the local Fire Authority required that one of the three existing fire hydrants on the campus be changed from a 4" connector to a 6" connector. [DSA] required changing an additional fire hydrant from 4" to 6" during its Fire and Life Safety review. The required testing of the site's water flow pressure in preparation for the installation of the larger connector determined that none of the three fire hydrants tested on the site provide sufficient water pressure to support firefighting." After multiple attempts to repair the water pressure, subsequent testing indicates that there is still insufficient water pressure at any of the hydrants on the site to meet minimum code requirements. As a result, DSA will not approve the district's construction plans for the ERP project and work has been suspended until the site's water pressure can be repaired.

In the SAB 189, the District states that it "is requesting an extension of the project completion/expenditure reporting deadline in order to allow time for the water pressure issues to be fully remedied, which will then allow the District to complete the ERP project scope and file the expenditure report. The water pressure repairs will require the water to the site to be shutoff for an extended period. Due to this requirement, the work will need to take place during the summer months, while the campus buildings are not occupied. As a result the District is respectfully requesting that the SAB provide an 18-month extension to the EPR project completion/expenditure reporting deadline."

For additional information, the SAB 189, a plan page, photos, and inspection reports that include dates of the various activities that the District has completed for the project are included as Attachment B.

Staff Position

While the District had 21 months to complete the project, from the District's description of events and verification from DSA, it appears that delays occurred that were unanticipated and out of its control. Below is a discussion of the applicable topics pertaining to the District's request. An overall view of the District's entire timeline of events which begins on the day the District received its Apportionment and ends on the requested extension date is included as Attachment C.

Construction Delays

To fully remediate the water system, significant portions of the site will be dug up to replace piping and water to the site will be shutoff for extended periods. Therefore, the District states that construction can only be completed during the summer while school is not in session. Due to these various setbacks, the project will take longer than the originally allotted 21 months. The District has informed OPSC that the project will be completed and the required documents will be submitted by November 25, 2018.

STAFF ANALYSIS/STATEMENTS (cont.)

Regulatory Requirements

ERP Regulation Section 1859.330 *Time Limit on Grant Apportionment* states that when DSA review and approval is required, within 21 months of the Grant Apportionment the district shall complete the project and submit the Form SAB 61-04 to OPSC. The regulation goes on further to state, "If the LEA does not meet the Time Limit on Grant Apportionment, the Apportionment will be rescinded without further Board action." The District received its ERP Apportionment on August 26, 2015. Therefore, according to ERP Regulations the District must have completed the project and submitted the completed Form SAB 61-04 to OPSC by May 26, 2017 to retain the funds. Absent an extension, the District will be required to return the full amount of the original Apportionment.

Prior Board Action

In May and October 2016, the Board approved appeal requests for extensions to ERP projects for the Montague Elementary and Richgrove Unified School Districts respectively. In the Montague instance, the district was near completion of the project and needed an extension of 60 days to the 21-month allowance. In the Richgrove instance, the district needed an additional eight months to complete the project. Ultimately, the Board approved both districts' requests for extensions.

These appeals are both similar to the District's as both districts needed extensions because of unforeseen delays. However, the length of the extension request for the District is much longer due to the need to complete the construction when school is not in session.

Summary

Staff is unable to administratively approve the District's request for an 18-month extension due to the requirements outlined in ERP Regulations. Staff is seeking Board direction.

BOARD OPTION

Pursuant to the *Rules and Procedures of the State Allocation Board*, "Staff is providing the following option for the Board's consideration. A positive vote by six members is required for the Board to take action that is an alternative to Staff's administrative action. Absent a positive vote by six members of the Board, Staff's administrative action will stand and the school district's appeal will be considered closed."

Grant the District's appeal.

BOARD ACTION

In considering this Item, the Board approved the District's request, which provided an 18-month extension to complete an Emergency Repair Program project.

ATTACHMENT A

AUTHORITY

Education Code (EC) 17592.72

(a) (1) For the 2005–06 fiscal year, all moneys in the School Facilities Emergency Repair Account are available for reimbursement to schools ranked in deciles 1 to 3, inclusive, on the Academic Performance Index, pursuant to Section 52056, based on the 2003 base Academic Performance Index score for each school, as defined in subdivision (b) of Section 17592.70, to meet the repair costs of the school district projects that meet the criteria specified in subdivisions (c) and (d) and as approved by the State Allocation Board.

(2) Commencing with the 2006–07 fiscal year, all moneys in the School Facilities Emergency Repair Account are available for the purpose of providing emergency repair grants to schools ranked in deciles 1 to 3, inclusive, on the Academic Performance Index, pursuant to Section 52056, based on the 2003 base Academic Performance Index score for each school, as defined in subdivision (b) of Section 17592.70, to cover the costs of school district repair projects that meet the criteria specified in subdivisions (c) and (d). The State Allocation Board shall establish a grant application process, grant parameters, substantial progress requirements, and a process for providing certification of the completion of projects. The State Allocation Board shall post the grant application form on its Internet Web site.

(c) (1) For purposes of this article, “emergency facilities needs” means structures or systems that are in a condition that poses a threat to the health and safety of pupils or staff while at school. These projects may include, but are not limited to, the following types of facility repairs or replacements:

(A) Gas leaks.

(B) Nonfunctioning heating, ventilation, fire sprinklers, or air-conditioning systems.

(C) Electrical power failure.

(D) Major sewer line stoppage.

(E) Major pest or vermin infestation.

(F) Broken windows or exterior doors or gates that will not lock and that pose a security risk.

(G) Abatement of hazardous materials previously undiscovered that pose an immediate threat to pupil or staff.

(H) Structural damage creating a hazardous or uninhabitable condition.

(2) For purposes of this section, “emergency facilities needs” does not include any cosmetic or nonessential repairs.

(d) For the purpose of this section, structures or components shall only be replaced if it is more cost-effective than repair.

EC Section 17592.73

The State Allocation Board shall do all of the following:

(a) Adopt regulations and review and amend its regulations, as necessary, pursuant to the rulemaking provisions of the Administrative Procedure Act (Chapter 3.5 (commencing with Section 11340) of Part 1 of Division 3 of Title 2 of the Government Code), for the administration of this article, including those regulations necessary to specify the qualifications of the personnel performing the needs assessment and a method to ensure their independence. The initial regulations adopted pursuant to this article shall be adopted as emergency regulations, and the circumstances related to the initial adoption are hereby deemed to constitute an emergency for this purpose. The initial regulations adopted pursuant to this article shall be adopted by January 31, 2005.

(b) Establish and publish any procedures and policies in connection with the administration of this article as it deems necessary.

(c) Apportion funds to eligible school districts under this article.

(d) Provide technical assistance to school districts to implement this article...

Emergency Repair Program Regulation Section 1859.330 Time Limit on Grant Apportionment

The LEAs that receive ERP Grants shall comply with all of the following provisions:

(a) When the Division of the State Architect's review and approval is not required, within 15 months of the Grant apportionment the LEA shall:

- (1) Complete the emergency repair or replacement; and
- (2) Submit the Form SAB 61-04 to the OPSC.

(b) When the Division of the State Architect's review and approval is required, within 21 months of the Grant apportionment the LEA shall:

- (1) Complete the emergency repair or replacement; and
- (2) Submit the Form SAB 61-04 to the OPSC.

If the LEA does not meet the Time Limit on Grant Apportionment, the Apportionment will be rescinded without further Board action. Within 60 days of the OPSC notification, the LEA must submit to the State a warrant for the amount of the Apportionment and any interest earned on State funds. If this does not occur, the OPSC shall initiate collection procedures as delineated in 1859.324.1(a). Any rescinded funds returned to the State will be made available for the funding of future ERP Grants and Grant Adjustments. The LEA may re-file Form SAB 61-03 to request a Grant for the rescinded projects provided it meets the provisions of Section 1859.324 at the time of re-filing.

ATTACHMENT B

STATE OF CALIFORNIA

SCHOOL DISTRICT APPEAL REQUEST

STATE ALLOCATION BOARD
OFFICE OF PUBLIC SCHOOL CONSTRUCTION

SAB 189 (REV 10/09)

Page 2 of 2

SCHOOL DISTRICT Norwalk-La Mirada Unified School District	APPLICATION NUMBER 61/64840-00-016
SCHOOL NAME Norwalk High School	COUNTY Los Angeles
DISTRICT REPRESENTATIVE Isela Vazquez	E-MAIL ADDRESS ivazquez@nlmusd.k12.ca.us

Purpose of Request:

The Norwalk-La Mirada Unified School District (District) requests an extension to the deadline for completing the Emergency Repair Program (ERP) portable replacement project at Norwalk High School due to unanticipated construction delays.

Basis of Request:

- Law (Statute) _____
- Regulation 1859.330 _____
- Other (specify) _____

Description:

The District applied for an ERP project at Norwalk High School to replace a dilapidated portable building on July 23, 2008. The ERP Application was processed and placed on the ERP Unfunded List on September 19, 2012. The District received an apportionment on August 26, 2015.

At the time the apportionment was made, the District was conducting a site planning effort at Norwalk High School in conjunction with the passage of a 2014 local bond measure which included separate analyses for buildings, pavement/path of travel and landscaping/grounds. Scheduling and delivery of the ERP project were integrated into the planning process in an attempt to avoid conflicts with future construction outlined in the long term building program.

After completing the planning/integration phase, the District proceeded with architectural design and preparations for construction in late 2016. As the design of the ERP project proceeded, the local Fire Authority required that one of the three existing fire hydrants on the campus be changed from a 4" connector to a 6" connector. The Division of the State Architect required changing an additional fire hydrant from 4" to 6" during its Fire and Life Safety review. The required testing of the fire hydrants/fire loop for water flow and pressure in preparation for the installation of the larger connector determined that none of the three fire hydrants tested on the site provide sufficient water flow/pressure to support fire fighting.

Additional tests were conducted and repairs were attempted; however, subsequent testing indicates that even with repairs to valves and backflow preventer, there is still insufficient water flow/pressure at any of the hydrants on the site to meet minimum code requirements. As a result, the Division of the State Architect will not approve the ERP Project and work has been suspended until the fire loop can be repaired and/or replaced.

The District is requesting an extension of the project completion/expenditure reporting deadline in order to allow time for the fire loop issues to be fully remedied, which will then allow the District to complete the ERP project scope and file the expenditure report. The fire loop repair/replacement will require the water to the site to be shutoff for an extended period. Due to this requirement, the work will need to take place during the summer months, while the campus buildings are not occupied. As a result the District is respectfully requesting that the SAB provide an 18-month extension to the ERP project completion/expenditure reporting deadline.

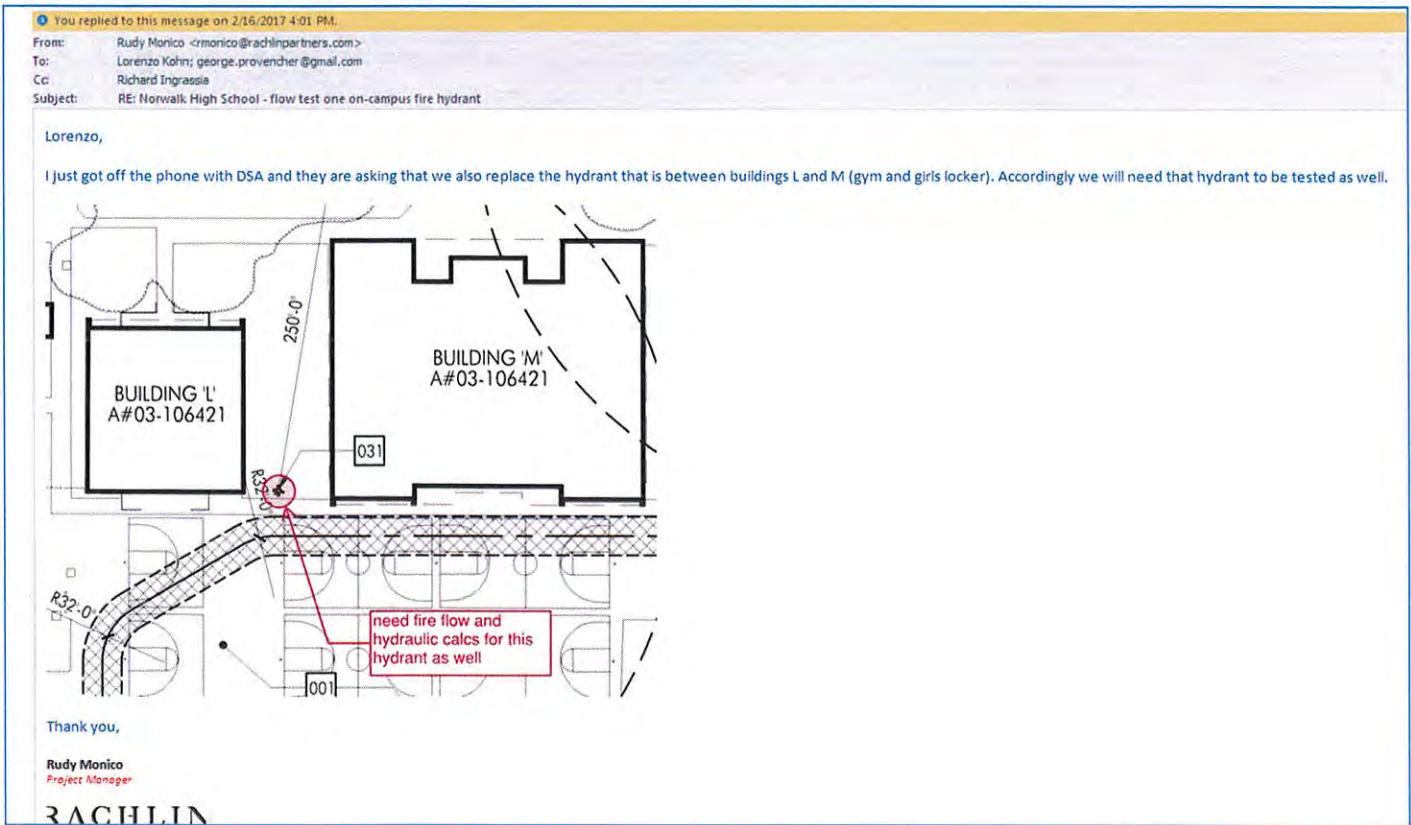
SIGNATURE OF AUTHORIZED DISTRICT REPRESENTATIVE

DATE

05.22.17

ATTACHMENT B

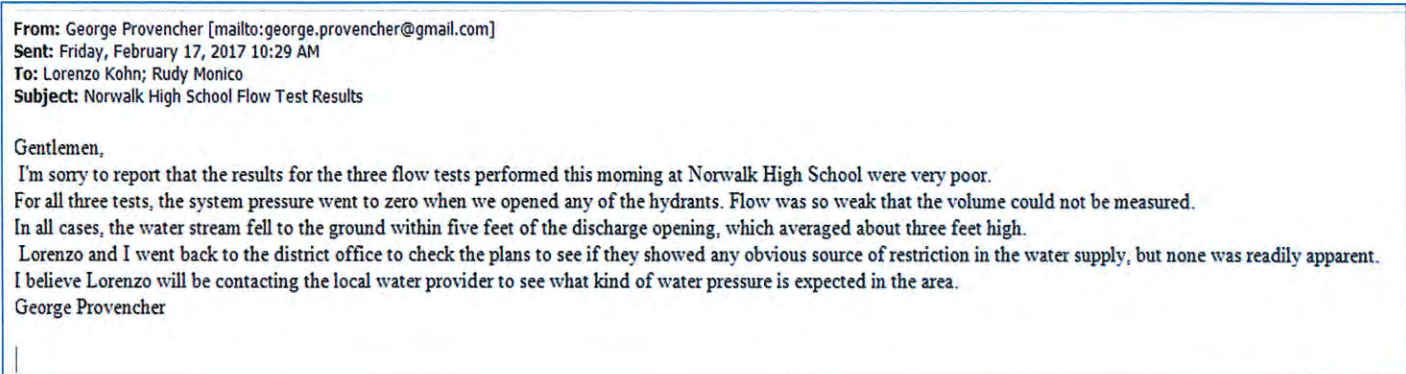
- Email Communication Notice



- Fire Flow Test #1: 2/16/17 Provo Engineering performs the flow tests.

Hydrant Flow Test Failed (Test performed by George Provencher of Provo Engineering)

- Email Communication Notice:



- DSA Plancheck: 2/22/17 Architect is scheduled for a back-check appointment. (The appointment is cancelled due to failed hydrant test)
- Investigation: 2/22/17 District maintenance & operations commence researching the hydrant flow concerns.

ATTACHMENT B

2/27/17 District contracts with as-needed plumbing contractor (Abe's Plumbing) to assess and investigate the possible cause of fire hydrants failed flow test.

3/4/17 Plumbing contractor and District identified a seized-up water shut-off valve near the water meter vault. The seized valve was opened by the plumber. The plumbing contractor also serviced the school's backflow device.




- Fire Flow Test #2: 3/9/17 Abe's Plumbing schedules Fire Safe Systems, Inc. to perform a flow retest on the fire hydrants.

3/10/17 Fire Safe Systems, Oscar Castro, performs flow tests on (3) three fire hydrants at 4PM. The hydrants read 530 gallons per minute (GPM) at 10 PSI, 453 GPM at 7.5 PSI and 419 GPM at 6 PSI, which is below the required 1500 GPM at 20 PSI.




ATTACHMENT B

- Fire Safe Systems test report attached:

Private Fire Service Main	California Code of Regulations - Title 19 Inspection, Testing, and Maintenance	5-Year Report	1 of 2
Property Information		Contractor or Licensed Owner Information	
Building Name Norwalk High School		Name Fire Safe Systems, Inc.	
Address 11356 Leffingwell Road		Address 1312 Kingsdale Avenue	
City Norwalk		City Redondo Beach St. Ca. Zip 90278	
Contact Person Lorenzo A. Kohn	License # <input type="checkbox"/> SFM	Phone 310-542-0585	Job # n/a
Phone 562-868-9014	<input checked="" type="checkbox"/> CSLB 745383	Misc. n/a	

5 Year Inspection, Testing and Maintenance						
Includes ALL Quarterly and Annual Inspections, Tests, and Maintenance Items						
I = Inspection T = Test M = Maintenance			P = Pass F = Fail N/A = Not Applicable			
Item		Description	NFPA 25 CA ed. Reference	Date	Comments Only	P, F, N/A
1.1	I	Control Valves – Identification Sign	13.3.1			N/A
1.2	I	Control Valves – Inspection	13.3.2			P
1.3	I	Hose Houses	7.2.2.7			N/A
1.4	I	Fire Department Connections	13.7			N/A
1.5	I	Pressure Reducing Valves	13.5.1.1			N/A
1.6	I	Backflow Preventers	13.6.1	03/09/17		P
1.7	I	Monitor Nozzles	7.2.2.6			N/A
1.8	I	Hydrants (Dry Barrel and Wall)	7.2.2.4 Table 7.2.2.4			N/A
1.9	I	Hydrants (Wet Barrel)	7.2.2.5 Table 7.2.2.5	03/09/17	Private Hydrant/Potable Syst	P
1.10	I	Mainline Strainers	7.2.2.3 Table 7.2.2.3			N/A
1.11	I	Piping (Exposed)	7.2.2.1 Table 7.2.2.1.2			P
1.12	I	Hose	7.1.4 NFPA 1962			N/A
2.1	T	Control Valve - Positions	13.3.3.1			P
2.2	T	Control Valve - Operation	13.3.3			P
2.3	T	Monitor Nozzles	7.3.3			N/A
2.4	T	Hydrants - Flush	7.3.2	03/09/17		P
2.5	T	Supervisory Devices	13.3.3.5			N/A
2.6	T	Backflow Preventer Assemblies	13.6.2	03/09/17		P
2.7	T	Piping (Exposed and Underground Evaluation)	7.3.1.1	03/09/17	Record results in Deficiencies and Comments section	P
2.8	T	Water Supply Evaluation (If required by 7.3.1.2)	7.3.1.2	03/09/17	Record results below in Table for Water Supply Test Evaluation	
2.9	T	Pressure Reducing Valve Full Flow Test	13.5.1.2			N/A
2.10	T	Hose	7.1.4 NFPA 1962			N/A

ATTACHMENT B

Standpipe and Hose System	California Code of Regulations - Title 19 Inspection, Testing, and Maintenance	5-Year Report	2 of 2
Property Information		Contractor or Licensed Owner Information	
Building Name Norwalk High School		Name Fire Safe Systems, Inc.	
Address 11356 Leffingwell Road		Job # n/a	
City Norwalk			

5-Year Inspection, Testing and Maintenance
Includes ALL Quarterly and Annual Inspections, Tests, and Maintenance Items

Item	I = Inspection	T = Test	M = Maintenance	Description	NFPA 25 CA ed. Reference	Date	Comments Only	P, F, N/A
3.1	M			Control Valves	13.3.4			P
3.2	M			Mainline Strainers	7.2.2.3 Table 7.2.2.3			N/A
3.3	M			Hose Houses	7.2.2.7 Table 7.2.2.7			N/A
3.4	M			Hydrants	7.4.2	03/09/17		P
3.5	M			Monitor Nozzles	7.4.3			N/A
3.6	M			FDC - Backflush	14.3.2.3 14.3.2.4			N/A
3.7	M			Internal Pipe Inspection: See Deficiencies and Comments Section for Results	14.2			P
3.8	M			Obstruction Investigation required. If "Yes", see Deficiencies and Comments Section for Results	14.3	03/09/17	<input type="checkbox"/> Yes <input checked="" type="checkbox"/> No	P
3.9	M			System Returned to Service	4.5.3 15.7	03/09/17	<input checked="" type="checkbox"/> Yes <input type="checkbox"/> No	P

If required by 7.3.1.2 - Table for Water Supply Test Evaluation (Item 2.8)			
Flow Rate (gpm)	unknown	Static Pressure (psi)	low 45 - High 65
Hose Stream Allowance (gpm)	unknown	Residual Pressure (psi)	12.5
Total System Demand (gpm)	unknown	Flow Rate (gpm)	530
Required Pressure at Source (psi)	unknown	Available Pressure at Total System Demand (psi)	65

D = Deficiency C = Comment (Indicate type)					Deficiencies and Comments
Item	Date	Riser	D	C	Indicate all equipment, devices and parts that were repaired or replaced
				X	Three (3) Hydrants tested
				X	.9 Coefficient
				X	Outlet Size 2-1/2"
				X	Hydrant #1 = 530 gpm - Pito 10 psi
				X	Hydrant #2 = 453 gpm - Pito 7.5 psi
				X	Hydrant #3 = 419 gpm - Pito 6 psi
				X	Hydrants are part of a private potable system
					On-site pressures comply with local city water pumps
<input type="checkbox"/> Check here if additional Deficiencies and Comments are listed on Form AES9					Number attached:
<input type="checkbox"/> See Correction Form AES 10 for corrected deficiencies.					Number attached:

<i>I hereby certify that the fire protection equipment listed above has been fully inspected, tested, and maintained on this date by the company indicated above, in accordance with CCR, Title 19, Sections 901 to 906 and that the equipment is fully operable except as noted in the "Deficiencies and Comments" section of this form.</i>	
Print Name	Oscar Castro
Signature	<i>Oscar Castro</i> Date 03/13/17

- Fire Flow Test #3: 3/17/17 District contracts with Cosco Fire Protection to perform the third hydrant flow tests.



ATTACHMENT B

3/23/17 Cosco Fire Protection, Alex Gonzalez, performs flow tests on (3) three fire hydrants at 6:30AM. The hydrants read 530 GPM at 10 PSI each, which remains below the required 1500 GPM at 20 PSI.





ATTACHMENT B

* Cosco Fire Protection test report attached:

	COSCO Fire Protection	Cosco Fire Protection AES 4 www.coscofire.com			
Cosco WO: <u>1703-1835</u>		www.coscofire.com			
Inspection, Testing, and Maintenance Cover Sheet NFPA25 as amended by CCR, Title 19					
Property Information					
Name:	NORWALK HIGH SCHOOL	Occupancy/Use:	E		
Address:	11356 E. LEFFINGWELL RD	Construction Type:	Type V-B		
City:	NORWALK	No. Stories:	1		
Zip:	90650	Year Constructed:	N/A		
Contact:	LORENZO KOHN				
Telephone:	714-403-8646				
Contractor Information		Number of System Risers			
Name:	COSCO FIRE PROTECTION	Copy sent to:			
Address:	1075 W LAMBERT RD BLDG D	<input type="checkbox"/> Owner	Date:		
City:	BREA	<input type="checkbox"/> Fire AHJ	Date:		
State:	CA	<input checked="" type="checkbox"/> Contractor	Date:	3/23/2017	
Telephone:	(714)989-1800	NOTES:			
CA License #:	C10/16 577621	1) For specific inspection, testing, and maintenance requirements and information, see NFPA 25, 2011 Edition <u>as amended</u> by California Code of Regulations, Title 19, §901 to §906.			
Job#:	1703-1835	2) Inspection items may be performed by the owner in accordance with California Code of Regulations, Title 19, §904.1(a)			
Performed By:	GONZALEZ, ALEJANDRO				
Check box for each system inspected and enter the number of forms used for inspection. Check boxes (Fail or Pass) to indicate status of inspected system at end of inspection.					
Forms Included with this Report	NFPA 25 Chapter	Number of Forms	N/A	Fail*	Pass
<input type="checkbox"/> Automatic Sprinkler System	5	0	<input checked="" type="checkbox"/>	<input type="checkbox"/>	<input type="checkbox"/>
<input type="checkbox"/> Standpipe and Hose System	6	0	<input checked="" type="checkbox"/>	<input type="checkbox"/>	<input type="checkbox"/>
<input checked="" type="checkbox"/> Private Water Supply System	7	1	<input type="checkbox"/>	<input checked="" type="checkbox"/>	<input type="checkbox"/>
<input type="checkbox"/> Fire Pump	8	0	<input checked="" type="checkbox"/>	<input type="checkbox"/>	<input type="checkbox"/>
<input type="checkbox"/> Water Storage Tank	9	0	<input checked="" type="checkbox"/>	<input type="checkbox"/>	<input type="checkbox"/>
<input type="checkbox"/> Water Spray System	10	0	<input checked="" type="checkbox"/>	<input type="checkbox"/>	<input type="checkbox"/>
<input type="checkbox"/> Foam Water Sprinkler System	11	0	<input checked="" type="checkbox"/>	<input type="checkbox"/>	<input type="checkbox"/>
<input type="checkbox"/> Water Mist System	12	0	<input checked="" type="checkbox"/>	<input type="checkbox"/>	<input type="checkbox"/>
<input checked="" type="checkbox"/> Concerns that are not deficiencies (i.e. Non-Sprinklered Areas)				<input type="checkbox"/> Yes	<input checked="" type="checkbox"/> No
*See "Deficiencies and Comments" section at end of each respective form.					

ATTACHMENT B

	California Code of Regulations - Title 19 Inspection, Testing, and Maintenance	Cosco WO: 1703-1835 Quarterly and Annual Report					
Private Fire Service Main	1 of 2						
Property Information							
Building Name	NORWALK HIGH SCHOOL	Name					
Address	11356 E. LEFFINGWELL RD	COSCO FIRE PROTECTION					
		Address					
		1075 W LAMBERT RD BLDG D					
		City					
		BREA St. CA Zip 92821					
City	NORWALK	License #					
Contact Person	LORENZO KOHN	577621					
Phone	714-403-8646	Phone					
		(714)989-1800					
		Job #					
		1703-1835					
		Misc.					
		5 YEAR 3/2017 3 ON SITE					
Quarterly Inspections							
I = Inspection T = Test M = Maintenance P = Pass F = Fail N/A = Not Applicable							
Item		Description	NFPA 25 CA ed. Reference	Date	Date	Date	Date
				3/23/2017			
1.1	I	Control Valves – Identification Sign	13.3.1	N/A			
1.2	I	Control Valves – Inspection	13.3.2	P			
1.3	I	Hose Houses	7.2.2.7	N/A			
1.4	I	Fire Department Connections	13.7	N/A			
1.5	I	Pressure Reducing Valves	13.5.1.1	N/A			
1.6	I	Backflow Preventers	13.6.1	N/A			
1.7	I	Supervisory Devices	13.3.3.5.1	P			
1.8	I	Monitor Nozzles	7.2.2.6	N/A			
ANNUAL INSPECTION, TESTING, AND MAINTENANCE Include ALL Quarterly Inspections							
I = Inspection T = Test M = Maintenance P = Pass F = Fail N/A = Not Applicable							
Item		Description	NFPA 25 CA ed. Reference	Date	Comments Only	P,F,N/A	
1.9	I	Hydrants (Dry Barrel and Wall)	7.2.2.4 Table 7.2.2.4			N/A	
1.10	I	Hydrants (Wet Barrel)	7.2.2.5 Table 7.2.2.5	3/23/2017	WHARF HYDRANTS	E	
1.11	I	Mainline Strainers	7.2.2.3 Table 7.2.2.3			N/A	
1.12	I	Piping (Exposed)	7.2.2.1 Table 7.2.2.1.2	3/23/2017		P	
1.13	I	Piping (Underground)	7.3.1	3/23/2017		E	
1.14	I	Hose	NFPA 1962			N/A	
2.1	T	Control Valve - Position	13.3.3.1	3/23/2017		P	
2.2	T	Control Valve - Operation	13.3.3	3/23/2017		P	
2.3	T	Monitor Nozzles	7.3.3			N/A	
2.4	T	Hydrants - Flush	7.3.2	3/23/2017		P	
2.5	T	Supervisory Devices	13.3.3.5			N/A	
2.6	T	Backflow Preventer Assemblies	13.6.2			N/A	
2.7	T	Pressure Reducing Valve (Partial Flow Test)	13.5.1.3			N/A	
3.1	M	Control Valves	13.3.4			N/A	
3.2	M	Mainline Strainers	7.2.2.3			N/A	

ATTACHMENT B

	COSCO Fire Protection	Cosco WO: 1703-1835				
Private Fire Service Main	California Code of Regulations - Title 19 Inspection, Testing, and Maintenance	Quarterly and Annual Report	2 of 2			
Property Information		Contractor or Licensed Owner Information				
Building Name	NORWALK HIGH SCHOOL	Name	COSCO FIRE PROTECTION			
Address	11356 E. LEFFINGWELL RD	Job#	1703-1835			
City	NORWALK					
ANNUAL INSPECTION, TESTING, AND MAINTENANCE <i>Include ALL Quarterly Inspections</i>						
I = Inspection T = Test M = Maintenance P = Pass F = Fail N/A = Not Applicable						
Item		Description	NFPA 25 CA ed. Reference	Date	Comments Only	P, F, N/A
3.3	M	Hose Houses	7.2.2.7 Table 7.2.2.7			N/A
3.4	M	Hydrants	7.4.2	3/23/2017		P
3.5	M	Monitor Nozzles	7.4.3			N/A
3.6	M	Obstruction Investigation required (If "Yes", see Deficiencies and Comments Section for Results.)	14.3	3/23/2017	<input type="checkbox"/> Yes <input checked="" type="checkbox"/> No	P
3.7	M	System Returned to Service	4.5.3, 15.7	3/23/2017	<input checked="" type="checkbox"/> Yes <input type="checkbox"/> No	P

D = Deficiency C = Comment (Indicate Type)

Item	Date	Riser	D	C	Deficiencies and Comments
1.10	3/23/2017		<input checked="" type="checkbox"/>	<input type="checkbox"/>	1 BROKEN 2 1/2" PLASTIC CAP AND 1 MISSING
1.13	3/23/2017		<input checked="" type="checkbox"/>	<input type="checkbox"/>	HYDRANT BETWEEN L AND M APPEAR TO BE LEAKING FROM THE UNDER THE CEMENT. WILL NEED TO INVESTIGATE. SEE PICTURE
1.10			<input checked="" type="checkbox"/>	<input type="checkbox"/>	HYDRANT NORTH OF BUILDING "B" PENT NUT DEFECTIVE, REPLACE.

LIABILITY RELEASE STATEMENT: The Subscriber and/or its designated representative acknowledge that the Subscriber has full responsibility for the operating condition of the fire protection system(s) including its component parts at the time of inspection. This inspection/test report is governed by terms and conditions of Cosco Fire Protection Inspection signed agreement. The Subscriber acknowledges that the Contractor does not have any obligation to correct any deficiencies Contractor has identified in report and Subscriber shall have full responsibility for corrections for any such deficiencies. During inspection work in Subscriber's building, Contractor representatives may have noticed items on the fire protection system(s) that may need further investigation. These items are not part of the normal NFPA Standards inspection, testing, or maintenance functions, but Contractor is providing Subscriber with notice of these concerns as a courtesy. This does not constitute or represent that Contractor has performed a full analysis of fire protection system(s) in this building and there may be other items of concern that Contractor has not identified that are beyond the scope of NFPA inspection standards.

Check here if additional Deficiencies and Comments are listed on Form AES9 Number attached: 1


See Correction Form AES 10 for corrected deficiencies. Number attached: _____

I hereby certify that the fire protection equipment listed above has been fully inspected, tested, and maintained on this date by the company indicated above, in accordance with CCR, Title 19, Sections 901 to 906 and that the equipment is fully operable except as noted in the "Deficiencies and Comments" section of this form.

Check box if Annual Inspection, Testing & Maintenance Items are Completed in the Indicated Quarter

Quarter	1st - <input checked="" type="checkbox"/> Annual	2nd - <input type="checkbox"/> Annual	3rd - <input type="checkbox"/> Annual	4th - <input type="checkbox"/> Annual
Date	3/24/2017			
Print Name	GONZALEZ, ALEX			
Signature				

ATTACHMENT B

		Cosco WO: 1703-1835
Continuation Form for Deficiencies and Comments California Code of Regulations - Title 19 Inspection, Testing, and Maintenance		
Property Information		Contractor or Licensed Owner Information
Building Name	NORWALK HIGH SCHOOL	Name
Address	11356 E. LEFFINGWELL RD	Job#
City	NORWALK	1703-1835




D = Deficiency C = Comment (Indicate Type)

Item	Date	Riser	D	C	Deficiencies and Comments
<i>Indicate all equipment, devices and parts that were repaired or replaced</i>					
			<input type="checkbox"/>	<input type="checkbox"/>	
			<input type="checkbox"/>	<input type="checkbox"/>	
			<input type="checkbox"/>	<input type="checkbox"/>	
			<input type="checkbox"/>	<input type="checkbox"/>	
			<input type="checkbox"/>	<input type="checkbox"/>	
			<input type="checkbox"/>	<input type="checkbox"/>	
			<input type="checkbox"/>	<input type="checkbox"/>	
			<input type="checkbox"/>	<input type="checkbox"/>	
			<input type="checkbox"/>	<input type="checkbox"/>	
			<input type="checkbox"/>	<input type="checkbox"/>	
			<input type="checkbox"/>	<input type="checkbox"/>	
			<input type="checkbox"/>	<input type="checkbox"/>	
			<input type="checkbox"/>	<input type="checkbox"/>	
			<input type="checkbox"/>	<input type="checkbox"/>	
			<input type="checkbox"/>	<input type="checkbox"/>	
			<input type="checkbox"/>	<input type="checkbox"/>	
			<input type="checkbox"/>	<input type="checkbox"/>	
			<input type="checkbox"/>	<input type="checkbox"/>	
			<input type="checkbox"/>	<input type="checkbox"/>	
			<input type="checkbox"/>	<input type="checkbox"/>	
			<input type="checkbox"/>	<input type="checkbox"/>	
			<input type="checkbox"/>	<input type="checkbox"/>	

LIABILITY RELEASE STATEMENT: The Subscriber and/or its designated representative acknowledge that the Subscriber has full responsibility for the operating condition of the fire protection system(s) including its component parts at the time of inspection. This inspection/test report is governed by terms and conditions of Cosco Fire Protection Inspection signed agreement. The Subscriber acknowledges that the Contractor does not have any obligation to correct any deficiencies Contractor has identified in report and Subscriber shall have full responsibility for corrections for any such deficiencies. During inspection work in Subscriber's building, Contractor representatives may have noticed items on the fire protection system(s) that may need further investigation. These items are not part of the normal NFPA Standards inspection, testing, or maintenance functions, but Contractor is providing Subscriber with notice of these concerns as a courtesy. This does not constitute or represent that Contractor has performed a full analysis of fire protection system(s) in this building and there may be other items of concern that Contractor has not identified that are beyond the scope of NFPA inspection standards.

See Correction Form AES 10 for corrected deficiencies. Number attached: _____

I hereby certify that the fire protection equipment listed above has been fully inspected, tested, and maintained on this date by the company indicated above, in accordance with CCR, Title 19, Sections 901 to 906 and that the equipment is fully operable except as noted in the "Deficiencies and Comments" section of this form.

Print Name	ALEX GONZALEZ		
Signature		Date	3/23/2017

FREPORT OF THE EXECUTIVE OFFICER
State Allocation Board Meeting, August 23, 2017

SCHOOL DISTRICT DATA

School District:BURNT RANCH ELEMENTARY County:TRINITY
Application Number:51/71662-00-001 School Name:BURNT RANCH ELEMENTARY
Total District Enrollment:.....96 Project Grade Level:K-8
Financial Hardship: YES
The District qualifies for financial hardship pursuant to School Facility Program (SFP) Regulation Section 1859.81(c)(4).

PURPOSE OF REPORT

To present the District's Facility Hardship application for State Allocation Board action related to funding.

DESCRIPTION

Burnt Ranch Elementary is a one-school district located in central Trinity County. In March 2017, the District discovered extensive water intrusion issues in every school building on the site. Testing revealed the presence of high levels of toxigenic mold in all buildings, which required the immediate closure of all buildings. The District has not begun the necessary repair work as it has limited, to no funds available. The District has met the qualifications for Financial Hardship, enabling them to request design funding to begin the project. In addition, the project cost estimate qualifies the District for replacement funding. However, construction costs in its remote, rural location are much higher than other areas in the state. Therefore, the District contends that repairing its facilities will be more cost effective than replacing them.

Due to the extraordinary circumstances related to its financial condition and the cost of the required mitigation measures, the District is requesting the Board to consider the following actions for this Facility Hardship project:

- I. Provide replacement funding for rehabilitation work.
- II. Provide an expedited Apportionment for design funding outside of the priority funding process.

AUTHORITY

See Attachment A.

BACKGROUND

Burnt Ranch is a one-school school district located in an isolated, remote community in central Trinity County. The closest small cities are located 65 miles and 85 miles away. Eighty-one percent of the students in the district qualify for free/reduced lunch. According to the District, many of the students can only access computers and the internet while at school as many live too remotely to have electricity and phone lines. Additionally, the school is the only public facility within a large geographical area.

In February 2017, the District discovered mold throughout the campus. Testing conducted on every school building revealed high levels of stachybotrys mold and water damage present in all the buildings on campus. Thus, all the school facilities were immediately closed. The District has advised Staff that campus buildings range from 30-56 years old. It believes that the age of the buildings, the harsh climate (hot summers and cold, snowy winters), flat roof construction, roof leaks, poor ventilation, and a very humid regional micro-climate contributed to conditions where stachybotrys mold grew in every building on campus.

BACKGROUND (cont.)

The District brought in seven portable classroom buildings and one portable restroom building to continue school. Currently, it must have food service transported from another district and the students eat outside or in their classrooms during inclement weather.

Due to the extraordinarily difficult financial and safety conditions present at its school, the District submitted the School District Appeal Request (SAB 189) that is included as Attachment B in June 2017.

STAFF ANALYSIS/STATEMENTS**District Position**

According to the SAB 189, "The Burnt Ranch Elementary School District respectfully requests Facility Hardship Replacement Funding to rehabilitate school facilities at the District's Burnt Ranch Elementary School site...Additionally we request an apportionment for funds outside the Priority in Funding process, as we have an immediate need for funding to complete these projects and return our pupils and staff to safe and appropriate facilities as soon as possible."

The cost to rehabilitate these school facilities exceeds 50 percent of the calculated Current Replacement Cost, thus the project qualifies to receive replacement funding. However, the District states that "replacing the affected facilities is not an option" due to the District's remote location and the cost of construction in the area. "The District has very limited financial resources to mitigate the health and safety threat. The actual costs to replace all facilities would be beyond the State's replacement funding allowances and the District's local funds."

Based on the District's unique circumstances, we request the SAB to fund the rehabilitation of these facilities at the Replacement funding level. In doing so, we also request an apportionment for funds outside the Priority in Funding process."

The full text of the District's SAB 189 is included as Attachment B.

Staff Position

Staff is unable to administratively approve the District's request to use replacement funding for rehabilitation work and the Board must take action to approve the request for an expedited Apportionment outside the priority funding process. Therefore, Staff is presenting the District request in two parts that follow.

I. Use of Replacement Funding for Rehabilitation Work*Rehabilitation versus Replacement*

The District is requesting to use replacement funding for rehabilitation work of qualifying buildings under the Facility Hardship Program. According to SFP Regulation, the District qualifies for replacement funding, but is requesting to rehabilitate the buildings, as the District believes it is the most prudent and economically feasible way to address the issue. SFP Regulations that implement the Education Code (EC) have been interpreted previously by the Board to allow replacement funding for a rehabilitation project that exceeded 50 percent of the replacement cost on a case by case basis.

In prior cases of a similar nature, the Board has determined that statute does not preclude it from allowing the District to use replacement funding for rehabilitation work. An analysis of statute and SFP Regulation is provided below, as well as a brief summary of past Board actions for consideration.

STAFF ANALYSIS/STATEMENTS (cont.)

Analysis of Statute

To qualify for hardship funding, EC Section 17075.10(b)(2) requires a district to “Demonstrate that due to unusual circumstances that are beyond the control of the district, excessive costs need to be incurred in the construction of school facilities....” This section goes on to provide further clarification for projects under the SMP, but not for non-SMP facility hardship projects. SFP Regulations govern the requirements and funding allowances to be provided under the program. The issue of allowing or requiring a District to construct a new facility if the rehabilitation costs exceed 50 percent of the SFP replacement cost of the building is not addressed in statute.

Analysis of SFP Regulation

SFP Regulation Section 1859.82(a)(1)(A) allows a building whose rehabilitation cost exceeds 50 percent of the replacement cost to be eligible for replacement. It states the following: “If the request is for replacement facilities, a cost/benefit analysis must be prepared by the district and submitted to OPSC that indicates the total costs to remain in the classroom or related facility and mitigate the problem is at least 50 percent of the Current Replacement.” However, the District’s request is not for replacement but rather for rehabilitation. The same regulation section states: “If the cost to remain in the classroom or related facility is less than 50 percent of the Current Replacement Cost, the district may qualify for a Modernization Excessive Cost Hardship Grant for rehabilitation costs pursuant to Section 1859.83(e)...”

The District submitted an application for rehabilitation work. During the review process, Staff confirmed the District’s calculation that shows that the cost of rehabilitating the buildings exceeds the threshold set in School Facility Program (SFP) Regulations of 50 percent of the replacement cost, which qualifies the District for replacement funding. Because of this, the OPSC is unable to administratively approve the projects for the requested funding type pursuant to SFP Regulation Section 1859.82(a)(1)(A).

In order to obtain approval to use replacement funding to perform the necessary rehabilitation work, the District submitted a *School District Appeal Request* (SAB 189) for its project at Burnt Ranch Elementary. The District is requesting consideration of this issue due to its extraordinary circumstances leading to higher than normal construction costs and difficulty in getting a labor force that reflect prices similar to projects being conducted in other areas not as remote. The District believes that replacement is not an option as true costs would exceed the replacement funding allowed under the SFP.

The District states that it is currently housing all of its students and staff in portable buildings, but has no multipurpose room for physical education, meal service and other educational programs.

Previously, Staff has interpreted this regulation section to mean that a district would only be eligible for the type of project dictated by the cost/benefit analysis. Those projects where rehabilitation costs exceed 50 percent of the replacement cost have only been approved for replacement funding, based on the current enrollment or square footage at the site.

Prior Board Actions

Use of the 50 percent threshold is appropriate in most cases, but does not address all unique issues.

In 2012 and January 2016, the Board approved replacement funding for the Simi Valley and Palm Springs Unified School Districts respectively to perform rehabilitation work on buildings due to their historical significance as a result of the districts’ appeal requests.

In an appeal from Coalinga-Huron Joint Unified School District in 2013, the district requested replacement funding for an SMP project to rehabilitate a building that has significant historical value to the community. For that project, there was a \$1.57 million difference in replacement and rehabilitation funding, and the Board approved the district for replacement funding, limiting it to the rehabilitation amount.

STAFF ANALYSIS/STATEMENTS (cont.)

Most recently in April and October 2016, the Board approved similar requests for the Klamath-Trinity School District, which faced very similar circumstances based on its similar location. Klamath-Trinity’s district boundaries are immediately adjacent to Burnt Ranch’s district boundaries and is physically located just 20 miles away in remote Humboldt County. Klamath-Trinity also has a very humid micro-climate and had five school sites that required extensive mitigation work due to water intrusion and mold. Klamath-Trinity demonstrated that the cost of construction in these remote areas of the state is much higher than other areas.

Cost/Benefit Analysis

The current cost/benefit analysis for the project is shown below. The replacement cost is calculated based on the eligible square footage of the building, and the rehabilitation is based on a cost estimate submitted by the District of the minimum work required to obtain Division of the State Architect (DSA) approval.

Cost to Rehab vs. Replace	Rehabilitation Cost Estimate	\$ 9,316,647
	Current Replacement Cost	\$ 8,023,225
	Percentage	116%

Impact on Modernization Eligibility

If the Board were to provide replacement funding, those affected buildings would receive a new age for purposes of generating modernization eligibility under SFP Regulations, which could affect future modernization eligibility. Conversely, rehabilitation funding is limited to the minimum work required to obtain DSA approval, and if provided, the buildings would not receive a new age for purposes of modernization.

Summary

As submitted, the rehabilitation work cost estimates exceed 50 percent of the replacement cost for the project, which qualifies the projects for replacement funding rather than rehabilitation under SFP Regulations. Given the unique situation of the project and District, Staff agrees that the SFP Regulations do not address the issue presented by the District. However, statute does not specify that buildings must be replaced if they qualify for replacement. Staff is unable to administratively approve the District’s request. Based on past Board actions and the circumstances of these projects, Staff recommends providing replacement funding for this project and allowing the District to perform rehabilitation work.

II. Expedited Apportionment for Design Funds

Staff is recommending that the District receive an immediate Apportionment for design funds for the project presented in the District’s appeal request due to the urgency of the District’s situation. The multipurpose room, kitchen, all classrooms, and main office and administration are closed due to the presence of toxic mold. The District states that, “In addition to food service, the lack of a multipurpose room has been detrimental to the District’s educational program...The multipurpose room is an essential part of the District’s service to the student and the community...Lack of any conference rooms, a Special Education/Speech room, a library, and a separate counseling and intervention services has also negatively impacted the district’s ability to provide needed programs.”

An Apportionment outside of the priority funding process will result in the District having immediate access to cash once a Fund Release Authorization is submitted. This will allow the District 18 months to submit a fund release versus the 90-day requirement under priority funding. However, the District has indicated they would submit the Fund Release Authorization immediately upon Board approval in order to secure the funding necessary to begin the design process for mitigating these health and safety issues.

STAFF ANALYSIS/STATEMENTS (cont.)

Without an immediate Apportionment, the District would not have the funding to begin the design process for the remediation measures until after January 1, 2018 or until a spring 2018 bond sale. The project could only receive an unfunded approval following the priority funding process. The District was required to close the facilities and must complete the abatement and replace the roofs and walls before students are allowed back into the facilities.

Staff recommends that the Board approve an Apportionment for this project due to the extraordinary circumstances surrounding the project.

BOARD OPTIONS

Pursuant to the Rules and Procedures of the State Allocation Board, "Staff is providing the following option for the Board's consideration. A positive vote by six members is required for the Board to take action that is an alternative to Staff's administrative action. Absent a positive vote by six members of the Board, Staff's administrative action will stand and the school district's appeal will be considered closed."

I. Approve Replacement Funding to Perform Rehabilitation Work

Approve the District's request to use replacement funding for rehabilitation work, as shown in Attachment C.

This option would allow the District to use replacement funding for designing the mitigation work for the Burnt Ranch Elementary School.

Considerations:

The age of the buildings will be reset to 12 months from the date of DSA approval of the plans and specifications of the project for purposes of determining the site's modernization eligibility.

II. Approve an Expedited Apportionment for Design Funding

Approve the District's request for an Apportionment of design funds outside the priority funding process, as shown in Attachment C.

This option would provide the District an immediate cash Apportionment for design funding.

Considerations:

- District receives cash immediately to begin addressing the necessary health and safety mitigation measures.
- Without an immediate Apportionment the District could not receive a cash Apportionment until after January 1, 2018.

BOARD ACTION

In considering this Item, the Board approved both action I and II, which approves the District's request to use replacement funding for rehabilitation work and approves an Apportionment of design funds outside the priority funding process as shown on Attachment C.

ATTACHMENT A

AUTHORITY

Education Code (EC) Section 17070.35(a) states the following:

(a) In addition to all other powers and duties as are granted to the board by this chapter, other statutes, or the California Constitution, the board shall do all of the following:

(1) Adopt rules and regulations, pursuant to the rulemaking provisions of the Administrative Procedure Act, Chapter 3.5 (commencing with Section 11340) of Part 1 of Division 3 of Title 2 of the Government Code, for the administration of this chapter. However, the board shall have no authority to set the level of the fees of any architect, structural engineer, or other design professional on any project. The initial regulations adopted pursuant to this chapter shall be adopted as emergency regulations, and the circumstances related to the initial adoption are hereby deemed to constitute an emergency for this purpose. The initial regulations adopted pursuant to this chapter shall be adopted by November 4, 1998. If the initial regulations are not adopted by that date, the board shall report to the Legislature by that date, explaining the reasons for the delay.

EC Section 17070.35(a)(2) states that the Board shall, "Establish and publish any procedures and policies in connection with the administration of...(*the SFP*) as it deems necessary."

EC Section 17075.10(b)(2) states that a school district applying for hardship state funding must "demonstrate that due to unusual circumstances that are beyond the control of the district, excessive costs need to be incurred in the construction of school facilities. Funds for the purpose of seismic mitigation work or facility replacement pursuant to this section shall be allocated by the board on a 50-percent state share basis.....If the board determines that the seismic mitigation work of a school building would require funding that is greater than the 50 percent of the funds required to construct a new facility, the school district shall be eligible for funding to construct a new facility under this chapter."

SFP Regulation Section 1859.82 states the following: "A district is eligible for facility hardship funding to replace or construct new classrooms and related facilities if the district demonstrates there is an unmet need for pupil housing or the condition of the facilities, or the lack of facilities, is a threat to the health and safety of the pupils."

SFP Regulation Section 1859.82(a)(1)(A) states:

If the request is for replacement facilities, a cost/benefit analysis must be prepared by the district and submitted to the OPSC that indicates the total costs to remain in the classroom or related facility and mitigate the problem is at least 50 percent of the Current Replacement Cost of the classroom or related facility...If the cost to remain in the classroom or related facility is less than 50 percent of the Current Replacement Cost, the district may qualify for a Modernization Excessive Cost Hardship Grant for rehabilitation costs pursuant to Section 1859.83(e) or a grant not to exceed 50 percent of the cost estimate that has been reviewed and approved by the OPSC and approved by the board for seismic rehabilitation.

SFP Regulation Section 1859.90 states that "a district must submit the Form SAB 50-05, within 18 months of the Apportionment of the SFP grant for the project or the entire...apportionment shall be rescinded without further Board action..."

ATTACHMENT B

STATE OF CALIFORNIA
SCHOOL DISTRICT APPEAL REQUEST

STATE ALLOCATION BOARD
OFFICE OF PUBLIC SCHOOL CONSTRUCTION

SAB 189 (REV 10/09)

Page 2 of 2

SCHOOL DISTRICT Burnt Ranch Elementary School District	APPLICATION NUMBER 51/71662-00-001
SCHOOL NAME Burnt Ranch Elementary	COUNTY Trinity County
DISTRICT REPRESENTATIVE Kathleen Graham	E-MAIL ADDRESS kgraham@tcoek12.org

Purpose of Request:

Request replacement funding for rehabilitation Facility Hardship projects that exceed 50% of the Current Replacement Cost.

Basis of Request:

Law (Statute) _____

Regulation 1859.82(a)(1)(A) _____

Other (specify) Unique Circumstances _____

Description:

Please see attached narrative.

SIGNATURE OF AUTHORIZED DISTRICT REPRESENTATIVE

Kathleen Graham
Superintendent Burnt Ranch School

DATE

7/18/17

ATTACHMENT B



July 18, 2017

Hannah Konhoff
Office of Public School Construction
707 Third Street
West Sacramento, CA 95605

Subject: SAB 189 Attachment

Purpose of Request

The Burnt Ranch Elementary School District respectfully requests Facility Hardship Replacement Funding to rehabilitate school facilities at the District's Burnt Ranch Elementary School site.

The cost to rehabilitate these school facilities exceeds 50% of the OPSC calculated Current Replacement Cost, and the project qualifies to receive replacement funding. However, due to the District's remote location and the current cost of construction, rehabilitation is the only option to mitigate the health and safety issue to get the students back in the proper facilities as replacement costs in our community would far exceed the replacement funding from the State and the District's available funds.

Additionally, we request an apportionment for funds outside of the Priority in Funding process, as we have an immediate need for funding to complete these projects and return our pupils and staff to safe and appropriate facilities as soon as possible.

This SAB 189 Appeal Form is being submitted, as the OPSC cannot administratively approve the District's request.

Background

The district is one of high-poverty with a Free/Reduced lunch rate of 81%. It is also ethnically diverse. The largest minority is Native American with a student population of over 34%. High speed internet has not been available, and the district has had to rely on a combination of a T-1 line and a satellite. The district has had the distinction of having the slowest internet connection in the county, although a two-year plan to install our own tower is finally coming to fruition. Many of our students can only access computers and the internet while at school as many live too remotely to have electricity and phone lines.

Burnt Ranch is a small, isolated community with the nearest towns 20 miles to the west and 35 miles to the east. The closest small cities are located 65 miles and 85 miles away. Therefore the school is the only public facility within a large geographical area and the community relies on it for meeting space for a number of organizations, service groups and clubs. It is used by the county and state as an emergency shelter, primarily for fires but also as a clean-air facility. In the past, firefighters have been housed in the field and gym and the grounds have been used for fire suppression staging. The USFS regularly uses the gym and grounds for physical training and for community meetings related to fire and timber management. Other community groups such as 4-H, Scouts, and the BR Indian Association periodically need the gym and classrooms for special events. The roads in our area are unstable and, for an extended period of time last year, high

ATTACHMENT B

school students who were unable to get through a major road closure due to a slide met at Burnt Ranch School for classes and testing.

Health and Safety Threat

In February 2017, the District discovered mold throughout the campus. The District conducted additional testing on every school building and found stachybotrys mold and water damage present in all the buildings within the campus and closed all school facilities. It was further discovered that the age of the buildings (30-56 years old with no recent and/or adequate modernization), the harsh climate (hot summers and cold, snowy winters), the flat roof of the classroom building which contributed to leaks, poor ventilation in all buildings, a roof-top HVAC system on the gymnasium building which had been compromised allowing leakage into the interior, along with the very humid micro-climate in the area greatly contributed to the presence of high-levels of stachybotrys mold in every building on campus.

The OPSC staff concurs that the issues noted above present a health and safety hazard to the District's pupils and staff.

The Multipurpose Room, Kitchen, all classrooms, and Main Office and Admin have been closed due to mold. The District has brought in seven portable classroom buildings and one portable restroom building to continue school and must have food service transported from another school District at great cost to the District. The students eat outside or in their classrooms during inclement weather. In addition to food service, the lack of a multipurpose room has been detrimental to the District's educational program, as the District now lacks a space for physical education, school sports teams and sporting events, assemblies, performances and other school activities. The Multipurpose room is an essential part of the District's service to the students and the community. Special programs, such as STEM and History Day, are often dependent on having a space as large as the gym. Lack of any conference rooms, a Special Education/Speech room, a library, and a separate room for counseling and intervention services has also negatively impacted the district's ability to provide needed programs

Request for Rehabilitation

Replacing the affected facilities is not an option provided the actual costs for replacement in Burnt Ranch. As a small school district in a rural location, the District has very limited financial resources to mitigate the health and safety threat. The actual costs to replace all the facilities would be beyond the State's replacement funding allowances and the District's local funds.

The District's rural location creates an additional burden of greatly increasing the construction cost for any project compared to the much of the State. With low availability of workers in the immediate area, our labor costs greatly increase as workers need to be brought in from other areas around the State.

Conclusion

Based on the District's unique circumstances, we request the SAB to fund the rehabilitation of these facilities at the Replacement funding level. In doing so, we also request an apportionment for funds outside of the Priority in Funding process.

Sincerely,



Kathleen Graham

Superintendent/Principal

ATTACHMENT C
 REPORT OF THE EXECUTIVE OFFICER
 State Allocation Board Meeting, August 23, 2017

SCHOOL DISTRICT DATA

School District: BURNT RANCH ELEMENTARY	County:.....TRINITY
Application Number:.....51/71662-00-001	School Name.....BURNT RANCH ELEMENTARY
Total District Enrollment:.....96	Project Grade Level:.....K-8
Financial Hardship:.....	YES

The District qualifies for financial hardship pursuant to School Facility Program (SFP) Regulation Section 1859.81(c)(4). The District has demonstrated it is financially unable to provide all or part of the matching funds and is levying the developer fees or equal alternative revenue source justified by law. The District’s total bonding capacity as June 29, 2017, is \$5 million or less.

PURPOSE OF REPORT

Type of Request	State Allocation Board (Board) conceptual approval for a SFP Facility Hardship replacement project and an Apportionment for design funding.
Estimated Total Project Cost	\$ 8,023,226
Estimated Cost to the State	\$ 7,992,130

DESCRIPTION

Description of Health and Safety Threat	Burnt Ranch Elementary located in Burnt Ranch, California, was originally constructed in 1961. In March 2017, a licensed industrial hygienist inspected all of the buildings on the site. Testing revealed high levels of mold due to water intrusion from the roof areas in all structures. The industrial hygienist determined that the mold constituted a health and safety issue and required that the facilities be vacated. The Trinity County Environmental Health Division (TCEHD) concurred. The District is seeking a design Apportionment to begin the design of their project and qualifies for replacement funding based on their cost/benefit analysis.
Scope of Project	The industry specialist report requires mitigation work include the following, “The entire roof shall be removed, including all plywood and any affected wood beams below, all siding, windows, and exterior wall systems and finishes. All drywall, wall tile, ceiling tile, floor systems and/or plaster shall also be removed. All cellulose ceiling tiles, drywall/joint compound and insulation shall also be removed through remediation. Note: Drainage systems must be installed at the perimeter of all buildings to prevent water incursions under the buildings. All areas shall be placed under full containment guidelines. All HVAC areas associated with the above shall also be removed and replaced.”
Status of School Site	All of the buildings are currently closed and the students and staff are housed in portable classrooms and restrooms. Rehabilitation work has not yet begun.

QUALIFYING CRITERIA

Government/State Level Concurrence	The District has obtained concurrence with the hazards reported and with the proposed minimum work for rehabilitation from the TCEHD.
Staff Supports the District's Request	Yes
Site Visit Completed by Staff	Staff has accepted reports by the industry specialists and TCEHD concurrence in lieu of a site visit

AUTHORITY

See Attachment.

RECOMMENDATIONS

1. Approve the District's request for conceptual approval for replacement funding for the Burnt Ranch Elementary site, limited to 384 square feet of toilet space and 15,725 square feet of other space, pursuant to the SFP Regulation Section 1859.82(a).
2. Provide that the District must file an Approved Application for funding within 18 months of this approval, pursuant to Regulation Section 1859.82(c).
3. Provide that this conceptual approval does not guarantee a commitment for future of the full project beyond the design apportionment by the Board. Any possible future funding will be subject to all governing laws and regulations, and the availability of funds.
4. Provide that the State portion of any and all savings which may be realized from the funding of this Facility Hardship Program project must be returned to the State.
5. Approve the District's request for a design Apportionment in the amount of \$1,573,550 as shown on the Attachment, pursuant to Regulation Section 1859.81.1(e)(2).

ATTACHMENT C

AUTHORITY

Education Code (EC) Section 17075.10(a) states:

A school district may apply for hardship assistance in cases of extraordinary circumstances. Extraordinary circumstances may include, but are not limited to, the need to repair, reconstruct, or replace the most vulnerable school facilities that are identified as a Category 2 building, as defined in the report submitted pursuant to Section 17317, determined by the department to pose an unacceptable risk of injury to its occupants in the event of a seismic event.

SFP Regulation Section 1859.81 states:

Except for Joint-Use Projects and Career Technical Education Facilities Projects, a district is eligible for financial hardship to fund all or a portion of its matching share requirement after demonstrating the requirements of (a), (c), and (d) below:

- (a) The district is financially unable to provide all necessary matching funds for an eligible project. To determine this, an analysis shall be made of the district's financial records by the OPSC including data and records maintained by the CDE and the County Office of Education....
- (b) From the funds deemed available as a matching contribution, the district may retain \$19,776 per classroom in each enrollment reporting period for the cost to provide interim housing for the currently unhoused pupils of the district....
- (c) The district has made all reasonable efforts to fund its matching share of the project by demonstrating it is levying the developer fee justified under law or an alternative revenue source equal to or greater than the developer fee otherwise justified under law at the time of request for hardship and the district meets at least one of the following:
 - (1) The current outstanding bonded indebtedness of the district issued for the purpose of constructing school facilities in accordance with Education Code Section 17072.35 or 17074.25 as appropriate, at the time of request for financial hardship status, is at least 60 percent of the district's total bonding capacity. Outstanding bonded indebtedness includes that part of general obligation bonds, Mello-Roos Bonds, School Facility Improvement District Bonds and certificates of participation which the district is paying a debt service that was issued for capital outlay school facility purposes.
 - (2) The district had a successful registered voter bond election for at least the maximum amount allowed under Proposition 39 within the previous two years from the date of request for financial hardship status. The proceeds from the bond election that represent the maximum amount allowed under the provisions of Proposition 39 must be used to fund the district's matching share requirement for SFP project(s).
 - (3) It is a County Superintendent of Schools.
 - (4) The district's total bonding capacity at the time of the request for financial hardship status is \$5 million or less.
 - (5) Other evidence of reasonable effort as approved by the SAB.

SFP Regulation Section 1859.81(e)(2) permits design funding for a district that meets the financial hardship criteria in Section 1859.81 at, "25 percent of the modernization grant less any district funds available for the project pursuant to Section 1859.81(a)...."

SFP Regulation Section 1859.82 states, "A district is eligible for facility hardship funding to replace or construct new classrooms and related facilities if the district demonstrates there is an unmet need for pupil housing or the condition of the facilities, or the lack of facilities, is a threat to the health and safety of the pupils."

ATTACHMENT C

AUTHORITY (cont.)

SFP Regulation Section 1859.82(a)(1) provides for Facility Hardship grant funding when:

The facilities are needed to ensure the health and safety of the pupils if the district can demonstrate to the satisfaction of the Board that the health and safety of the pupils is at risk. Factors to be considered by the Board shall include the close proximity to a major freeway, airport, electrical facility, high power transmission lines, dam, pipeline, industrial facility, adverse air quality emission or other health and safety risks, including structural deficiencies required by the DSA to be repaired, seismic mitigation of the Most Vulnerable Category 2 Buildings as verified by the DSA, traffic safety or because the pupils reside in remote areas of the district and transportation to existing facilities is not possible or poses a health and safety risk.

SFP Regulation Section 1859.82(a)(1)(A)(2) states in part, "If the total cost to remain in the classroom or related facility is greater than 50 percent of the Current Replacement Cost and the Application is for replacement facilities, the district may qualify for a grant for a new or replacement school or replacement facilities as a new construction project."

SAB Meeting: August 23, 2017

Replacement - Site/Design

SCHOOL DISTRICT DATA

Application No: 51/71662-00-001 County: Trinity
 School District: Burnt Ranch Elementary School Name: Burnt Ranch Elementary

PROJECT DATA

Type of Project:	Middle School	Application Filing Basis:	Site Specific
Pupils Assigned	K-6: 77	Number of Classrooms:	5
	7-8: 19	Existing Acres:	N/A
	9-12:	Proposed Acres:	N/A
Non-Severe:		Facility Hardship (a):	Yes
Severe:		Addition to Existing Site:	No
Financial Hardship Requested:	Yes		

GRANT DATA

<u>Estimated Total Grant</u>		<u>Separate Site/Design Grant</u>	
New Construction Grant	\$ 4,011,613	Total Design (40% of Grant) \$	1,604,646
Total State Share (50%)	4,011,613	Total Site/Design \$	1,604,646
District Share (50%)	4,011,613	Total State Share (50%)	802,323
Total Estimated Cost	\$ <u>8,023,226</u>	District Share (50%)	802,323
		District Cash Contribution	31,096
		Financial Hardship \$	<u>771,227</u>

SITE/DESIGN PROJECT FINANCING

<u>State Share</u>	
New Construction Site/Design Grant	\$ 802,323.00
<u>District Share</u>	
Cash Contribution	31,096.00
Financial Hardship	<u>771,227.00</u>
Total Site/Design Cost	\$ <u>1,604,646.00</u>

HISTORY OF PROJECT COST AND APPORTIONMENT

	Fund Code	Proposition	Previously Authorized	Authorized This Action	State Apportionment This Action
<u>State Share</u>					
New Construction Site/Design Grant	051-500	51	\$	\$ 802,323	\$ 802,323
<u>District Share</u>					
Cash Contribution				31,096	
Financial Hardship	051-500	51		<u>771,227</u>	<u>771,227</u>
Total			\$	<u>1,604,646</u>	<u>1,573,550</u>

Funding Source: Proposition 51 Bonds/2016-Nov.

The school district is responsible for ensuring the project is compliant with all Prevailing Wage Monitoring and/or Labor Compliance Program requirements at the time construction contracts were executed and/or construction commenced.

The District shall ensure that it is in compliance with all applicable laws, regulations and certifications it made on the program forms.

The District qualifies for financial hardship pursuant to SFP Regulation Section 1859.81(c)(4). The District has demonstrated it is financially unable to provide all or a part of the matching funds and is levying the developer fees or equal alternative revenue source justified by law. The District's total bonding capacity as of April 10, 2012 is \$5 million or less.

Based on the Board's action on June 5, 2017, this project is subject to the Grant Agreement submittal.

THESE PAGES INTENTIONALLY LEFT BLANK

REPORT OF THE EXECUTIVE OFFICER
State Allocation Board Meeting, August 23, 2017

SCHOOL DISTRICT DATA

School District: MOUNTAIN VALLEY USD County:..... TRINITY
Application Number:.....51/75028-00-001,-002 School Name: HAYFORK ELEMENTARY
and HAYFORK HIGH
Total District Enrollment: 273 Project Grade Level: K-12
Financial Hardship: To Be Determined

PURPOSE OF REPORT

To present the District’s request for Financial Hardship status based upon “Other evidence of reasonable effort as approved by the State Allocation Board” and other action related to funding.

DESCRIPTION

On June 26, 2017, the District submitted an appeal requesting Financial Hardship status for two Facility Hardship applications for Hayfork Elementary and Hayfork High School. The application requests design funding to plan mitigation and replacement of areas contaminated with toxigenic mold and fungus. During the initial Financial Hardship eligibility review, Staff determined that the District did not meet any of the four requirements for Financial Hardship status. Therefore, the District is appealing to qualify for Financial Hardship status under other evidence.

Due to the extraordinary circumstances, the District is requesting the Board to consider the following actions for these two projects:

- I. Provide Financial Hardship approval based on other evidence.
- II. Provide immediate Apportionments for design funding to the projects outside of the priority funding process.

AUTHORITY

See Attachment A.

BACKGROUND

Mountain Valley Unified School District is located in central Trinity County and serves the rural communities of Hayfork, Peanut, Hyampom and Wildwood. Hayfork Elementary and Hayfork High School are the only two schools in the District, aside from the continuation high that has only six students. The nearest neighboring district is 45 minutes away over a winding mountain pass. The student enrollment has declined over the years from 296 students in 2014-15, to a current enrollment of 273. Seventy four percent of the students qualify for free or reduced lunch.

In February and May 2017, the District had testing performed to determine the extent of damage resulting from water intrusion. The testing found mold and fungal contamination at the Hayfork Elementary and Hayfork High School sites. This report by Asbestos Science Technologies Inc. for Hayfork Elementary states in part, “The suspected failing roof is no longer protecting the students and staff from mold and fungal contamination issues. This has also become a health and safety issue for the district as students and faculty are being exposed to airborne mold spores which are toxigenic and allergenic... Immediate health and safety measures are being requested to be put into place involving remediation and including immediate evacuation and closure of the affected areas...”

BACKGROUND (cont.)

The District immediately closed one classroom, the kitchen, cafeteria, gymnasium, locker rooms, performance stage and the athletic director's office at Hayfork Elementary.

Testing was also performed at Hayfork High with very similar results. At the high school, the District was required to close the library, career center, computer lab, ag shop, cafeteria, kitchen facilities, performance stage, boys and girls locker rooms, staff offices and the District board room.

The District submitted a request for Financial Hardship status, because it does not have sufficient funds to provide the matching share requirements under the School Facility Program (SFP) Regulations to mitigate the health and safety threat. The criteria for a School District to qualify for Financial Hardship assistance is that they levy the maximum developer fees allowed by law and meet one of the following criteria:

- Bonded indebtedness that is 60 percent or greater of total bonding capacity.
- Have had a successful Proposition 39 bond passed for the maximum amount allowed within the two previous years.
- Total bonding capacity of less than \$5 million.
- Other evidence as approved by the State Allocation Board.

Once a district is approved for Financial Hardship status, the district has six months from the date of the approval letter to submit an application for funding for the projects and phases of projects listed on the Financial Hardship approval. If no application is received within six months, the district is subject to another full Financial Hardship review.

If a district's project is on the Unfunded List (Lack of AB 55 Loans) for more than 180 days, the district's financial records will undergo a re-review to determine whether additional funds have become available to offset the Financial Hardship apportionment.

If a Financial Hardship district meets the basic eligibility requirements and local funds are less than the district's required contribution to the project, then the State will fund the difference between the available amount of contribution and the district match, up to 100 percent of the total eligible project costs. Financial Hardship districts also have the added flexibility to request separate design and site funding prior to requesting full construction funding.

However, the Office of Public School Construction determined that the District does not qualify for Financial Hardship status, as it currently has no outstanding bonded indebtedness and its local bonding capacity exceeds five million dollars. The District has not passed a Proposition 39 bond within the last two years and the District is not a County Superintendent of Schools. For these reasons, the District is requesting Financial Hardship approval based on "other evidence."

STAFF ANALYSIS/STATEMENTS

Due to the extraordinary financial circumstances, the District is requesting the Board to consider the following actions, which are presented separately in the following pages, for these two projects:

- I. Provide Financial Hardship approval based on other evidence.
- II. Provide immediate Apportionments for design funding to the projects outside of the priority funding process.

STAFF ANALYSIS/STATEMENTS (cont.)**DISTRICT POSITION**

In its School District Appeal Request (SAB 189), the District states that the purpose of its request is:

... Financial Hardship approval from the Office of Public School Construction for design and construction of Facility Hardship projects at the Hayfork Elementary and Hayfork High School sites. Mountain Valley Unified School District does not have sufficient funds to provide the match requirements under the School Facility Program Regulations for their proposed projects. Approval of Financial Hardship is critical to addressing the facilities needs of the District.

To support its request, the District provided an attachment that more fully describes its circumstances and additional relevant information. It includes a narrative description of the following:

- The Situation – The health and safety threat and the condition of the school facilities.
 - Remotely located school site that has a major portions of the site closed for abatement.
 - Forced to bring in temporary kitchen, classroom and administrative facilities to house students and staff while affected facilities are rehabilitated.
- The Community and Economy – Location and economic status.
 - Current bonding capacity is just over \$6 million and just exceeded the \$5 million bonding capacity threshold to automatically qualify for Financial Hardship status.
- District Assets and Difficulties – Historical perspective and the Districts current financial status.
 - Federal funding from the Secure Rural Schools and Community Self Determination Act of 2000 has declined from \$295,000 in 2016, to \$14,000 in 2017 and it is expected to be \$0 in future years.
 - District has made choices to reduce staffing levels and reduce operational costs commensurate with declining enrollment.
 - District has expended all available funds for mold abatement and to get these projects started.
- Impacts and Actions Taken – Potential sources of revenue.
 - District has never had a need for local bonds as enrollment has always been fairly consistent and facilities have been maintained well.
 - District has a qualified status and they only have the ability to make this year's obligations.
 - District can only qualify for approximately \$2.5 million in Certificate of Participation (COP) funding, however repaying the COP would result in the District entering state receivership or negative status.
 - Projected project costs will exceed \$17 million; therefore a \$2.5 million COP wouldn't be sufficient to complete the projects.

Summary – The District is seeking financial hardship assistance based on “other evidence.”

In addition to the SAB 189, on June 16, 2017 the Trinity County Office of Education provided a letter to OPSC describing the District's financial standing, which is included as Attachment C.

The full text of the District's appeal request and the additional narrative is included as Attachment B.

STAFF POSITION**I. Financial Hardship: Other evidence***Qualification for Financial Hardship*

School districts may qualify for the FH Program by levying the maximum developer fees allowed by law and by meeting one of the following criteria:

STAFF ANALYSIS/STATEMENTS (cont.)

- Bonded indebtedness 60 percent or greater of total bonding capacity
- Successful Proposition 39 bond passed for the maximum amount allowed within the two previous years
- Total bonding capacity of less than \$5 million
- Other evidence as approved by the State Allocation Board

OPSC has determined that the District does not meet the criteria to qualify for Financial Hardship status under the standard criteria in SFP Regulation.

Therefore, the District has requested consideration under the “Other evidence of reasonable effort” criteria, which requires Board approval. In the past, when faced with decisions regarding other evidence of reasonable effort, the Board has considered a district’s level of financial indebtedness, whether the district is in jeopardy of becoming financially insolvent, or other unusual circumstances. Staff has provided an overview of the District’s financial condition for the Board’s consideration of its request.

SFP Regulations state that, “Financial hardship approval status for a separate design and/or site apportionment does not apply to any subsequent funding for the project(s)”. When the District submits the funding application for the remainder of the funding, OPSC will re-evaluate the District’s financials to see if it has funds available to contribute to the projects. Should the local bond proposed for November pass, the District may have funds available to contribute to the project.

Developer Fees

The District currently charges developers the lowest fee, Level I, which provides less than \$27,000 per year. It does not charge Level II fees because it does not meet the criteria in statute to do so. A district may only charge the Level II fee when it makes a timely application to the Board for new construction funding, conducts a School Facility Needs Analysis pursuant to Government Code, and satisfies other statutory requirements. Therefore, at this time the District is collecting the maximum amount of developer fees possible, as is required per SFP Regulation in order to qualify for Financial Hardship status.

Qualification Status

The District received a qualified certification on the Second Interim Status Report for Fiscal Year 2016-17 and is currently under qualified status solely due to the discovery of mold and the unknown financial impact associated with it. Local educational agencies (LEA) are required to file two reports during a fiscal year (interim reports) on the status of the LEA’s financial health. County superintendents must then report to the Superintendent of Public Instruction and the State Controller the certification for all districts in their county.

The interim reports must include a certification of whether or not the LEA is able to meet its financial obligations. The certifications are classified as positive, qualified, or negative. A positive certification is assigned when the district will meet its financial obligations for the current and two subsequent fiscal years. A qualified certification is assigned when the district may not meet its financial obligations for the current or two subsequent fiscal years. A negative certification is assigned when a district will be unable to meet its financial obligations for the remainder of the current year or for the subsequent fiscal year. Based on its current qualified status, the District may not meet its financial obligations for Fiscal Years 2017-2019.

Bonding Capacity & Available Funds

During a review of the District’s financial records, OPSC determined the District has \$2,849 in funds to contribute to the Facility Hardship projects at Hayfork Elementary and Hayfork High Schools. However, the District plans on placing a facilities bond on the November 2017 ballot. In regard to the upcoming bond election, the District states in part,

STAFF ANALYSIS/STATEMENTS (cont.)

While bonding capacity is currently just over the \$5 million threshold, this calculation is based on a property value bubble that is about to burst. Property values in the area are directly tied to the demand created by the “green rush” and as the market for marijuana adjust to legalization there will be a decline in property values.

Basing bonding capacity on property values that have only risen to where they are due to a black market economy ignores reality. These facts are born out in the statistics: the median household income in the area served by our district is only \$26,824, while the median house price has risen 198.31% (to \$246,400) since the year 2000.

According to a letter from the Trinity County Office of Education to OPSC, the District has already spent \$539,000 with temporary borrowing from the District’s reserves for mold abatement, but the total estimated cost for the mold abatement and rebuild for both schools is \$17 million. The full text of the letter is included as Attachment C. Should the bond not pass, the District has indicated that they would have no alternative for obtaining additional funding to design the mitigation measures for these health and safety projects, as it is already levying the maximum developer fees and has no remaining funds to contribute to the projects. The District has also stated that if it were to seek a COP, they would only be able to qualify for approximately \$2.5 million, which is well short of what is needed to complete the projects.

Other Evidence as Approved by the State Allocation Board

If a district does not meet one of previously mentioned criteria for Financial Hardship status, then it still has the option to submit under “other evidence” as approved by the Board. While there are no set criteria when districts request to qualify for Financial Hardship under other evidence, the Board has considered the following circumstances in the past:

- Loss of previous revenue streams. One district lost federal dollars when a local army base closed.
- Action by other governmental agencies.
- Whether a district has recently received a qualified or negative certification by its local county office of education.

There have been eight prior requests for Financial Hardship status under “Other Evidence” considered by the Board. Each district presented unique circumstances surrounding its request. Of these, two were approved as requested and three were partially approved. The remaining five were not approved. A summary of these items and the outcome is included as Attachment D.

Summary

The District is requesting approval for Financial Hardship status via other evidence as approved by the Board. If awarded Financial Hardship approval, the District is also seeking immediate design apportionments for both schools in order to begin planning the required mitigation measures.

All requests for Financial Hardship status under the other evidence option requires Board action of six votes to be granted. Approving Financial Hardship status for the Hayfork Elementary and Hayfork High projects will provide the District funding for the design of two Facility Hardship projects

II. Immediate Apportionments

If the Board approves Financial Hardship status under other evidence, the District is also requesting an immediate Apportionment for design funds due to the urgency of the District’s situation.

STAFF ANALYSIS/STATEMENTS (cont.)

The Estimated Project Grants are as follows:

SFP Application # & Site	Scope of Project	Total Estimated Project Cost	Design Grant		
			State Share	Financial Hardship	District Cash Contribution
51/75028-00-001 Hayfork ES	Replacement	\$6,006,434	\$600,664	\$597,795	\$2,849
51/75028-00-002 Hayfork High	Replacement	\$7,925,667	\$792,567	\$792,567	\$0

Apportionments outside of the priority funding process will result in the District having immediate access to cash once a signed Grant Agreement is submitted for the two projects. Without an immediate Apportionment, the District would not have the funding to begin the design process for the remediation measures until after its local bond measure is presented to voters in November this year.

Due to the current unsafe conditions, the District was required to close many of the facilities at both sites. According to industry specialist reports, these facilities must remain closed until the abatement is completed and the affected roofs and walls are replaced. Since the District has exhausted its available funding with previous repairs, immediate access to cash will allow them to begin the design of the required remediation work. Therefore, if the Board approves the District's request for Financial Hardship status, Staff recommends that the Board approve an Apportionment for this project due to the extraordinary circumstances surrounding the project.

BOARD OPTIONS

Pursuant to the Rules and Procedures of the State Allocation Board, "Staff is providing the following options for the Board's consideration. A positive vote by six members is required for the Board to take action that is an alternative to Staff's administrative action. Absent a positive vote by six members of the Board, Staff's administrative action will stand and the school district's appeal will be considered closed."

OPTION A

Approve the District's request for Financial Hardship status under other evidence for both projects and approve immediate Apportionments as shown in Attachments E and F.

This option would provide the District with immediate access to cash to begin designing the mitigation work for the Hayfork Elementary and High School facilities.

Considerations:

- District receives cash immediately to begin addressing the necessary health and safety mitigation measures
- The District is planning to place a local bond measure on the ballot in November 2017 to cover the cost of repairs.
- If the local bond measure passes in November, the District contribution could be adjusted at the full funding stage.
- Without Financial Hardship status, the District currently has no means to obtain its matching share of the SFP project.

BOARD OPTIONS (cont.)

OPTION B

Approve the District's request for Financial Hardship status and approve the projects for placement on the Unfunded List (Lack of AB55 Loans) without the expedited Apportionments as shown in Attachments G and H.

This option would provide the District design funding and a cash Apportionment through the priority funding process after January 1, 2018.

Considerations:

- District would receive an Apportionment after January 1, 2018 when cash becomes available.
- If the local bond measure passes in November, the District contribution could be adjusted to the standard 50/50 state and local share ratio at the full funding stage.
- Without Financial Hardship status, the District would have no means to obtain its matching share of the SFP project.

BOARD ACTION

In considering this Item, the Board approved Option A, which approves the District's request for Financial Hardship status under "Other evidence" for both projects and approves immediate Apportionments as shown on Attachments E and F.

ATTACHMENT A

AUTHORITY

Education Code Section 17075.10(b)(B) states that "...the school district has made all reasonable efforts to impose levels of local debt capacity and developer fees, and that the school district is, therefore, unable to participate in the program pursuant to this chapter except as set forth in this article."

EC Section 17075.10(b)(2) states that a school district applying for hardship state funding must:

demonstrate that due to unusual circumstances that are beyond the control of the district, excessive costs need to be incurred in the construction of school facilities. Funds for the purpose of seismic mitigation work or facility replacement pursuant to this section shall be allocated by the board on a 50-percent state share basis.....If the board determines that the seismic mitigation work of a school building would require funding that is greater than the 50 percent of the funds required to construct a new facility, the school district shall be eligible for funding to construct a new facility under this chapter.

EC Section 17075.15(d) states:

Further, regulations shall also specify a method for determining required level of local effort to obtain matching funds. The regulations shall include consideration of at least all of the following factors:

(1) Whether the school district has passed a bond measure within the two-year period immediately preceding the application for funding under this article, the proceeds of which are substantially available for use in the project to be funded under this chapter, but remains unable to provide the necessary matching share requirement.

(2) Whether the principal amount of the current outstanding bonded indebtedness issued for the purpose of constructing school facilities for the school district and secured by property within the school district or by revenues of, or available to, the school district, which shall include general obligation bonds, Mello-Roos bonds, school facility improvement district bonds, certificates of participation, and other debt instruments issued for the purpose of constructing school facilities for the school district and for which owners of property within the school district or the school district are paying debt service is at least 60 percent of the school district's total bonding capacity, as determined by the board.

(3) Whether the total bonding capacity, as defined in Section 15102 or 15106, as applicable, is five million dollars (\$5,000,000) or less, in which case, the school district shall be deemed eligible for financial hardship.

(4) Whether the application for funding under this article is from a county superintendent of schools.

(5) Whether the school district submits other evidence of substantial local effort acceptable to the board.

(6) The value of any unused local general obligation debt capacity, and developer fees added to the needs analysis to reflect the district's financial hardship, available for the purposes of school facilities financing."

School Facility Program (SFP) Regulation Section 1859.81(c) states

(c) "...The district has made all reasonable efforts

to fund its matching share of the project by demonstrating it is levying the developer fee justified under law or an alternative revenue source equal to or greater than the developer fee otherwise justified under law at the time of request for hardship and the district meets at least one of the following:

(1) The current outstanding bonded indebtedness of the district issued for the purpose of constructing school facilities in accordance with Education code Section 17072.35 or 17074.25 as appropriate, at the time of request for financial hardship status, is at least 60 percent of the district's total bonding capacity. Outstanding bonded indebtedness includes that part of general obligation bonds, Mello-Roos Bonds, School Facility Improvement District Bonds and certificates of participation which the district is paying a debt service that was issued for capital outlay school facility purposes.

(2) The district had a successful registered voter bond election for at least the maximum amount allowed under Proposition 39 within the previous two years from the date of request for financial hardship status. The proceeds from the bond election that represent the maximum amount allowed under the provisions of Proposition 39 must be used to fund the district's matching share requirement for SFP project(s).

(3) It is a County Superintendent of Schools.

- (4) The district's total bonding capacity at the time of the request for financial hardship status is \$5 million or less.
- (5) Other evidence of reasonable effort as approved by the SAB.

SFP Regulation Section 1859.82 states the following: "A district is eligible for facility hardship funding to replace or construct new classrooms and related facilities if the district demonstrates there is an unmet need for pupil housing or the condition of the facilities, or the lack of facilities, is a threat to the health and safety of the pupils."

SFP Regulation Section 1859.82(a)(1)(A) states:

If the request is for replacement facilities, a cost/benefit analysis must be prepared by the district and submitted to the OPSC that indicates the total costs to remain in the classroom or related facility and mitigate the problem is at least 50 percent of the Current Replacement Cost of the classroom or related facility...If the cost to remain in the classroom or related facility is less than 50 percent of the Current Replacement Cost, the district may qualify for a Modernization Excessive Cost Hardship Grant for rehabilitation costs pursuant to Section 1859.83(e) or a grant not to exceed 50 percent of the cost estimate that has been reviewed and approved by the OPSC and approved by the board for seismic rehabilitation.

SFP Regulation Section 1859.90 states that "a district must submit the Form SAB 50-05, within 18 months of the Apportionment of the SFP grant for the project or the entire...apportionment shall be rescinded without further Board action..."

ATTACHMENT B

STATE OF CALIFORNIA
SCHOOL DISTRICT APPEAL REQUEST

STATE ALLOCATION BOARD
OFFICE OF PUBLIC SCHOOL CONSTRUCTION

SAB 189 (REV 10/09)

Page 2 of 2

SCHOOL DISTRICT Mountain Valley Unified School District	APPLICATION NUMBER
SCHOOL NAME Hayfork High School & Hayfork Elementary School	COUNTY Trinity
DISTRICT REPRESENTATIVE Deborah Miller, Superintendent	E-MAIL ADDRESS dmiller@mvusd.us

Purpose of Request:

The District is requesting Financial Hardship approval from the Office of Public School Construction for design and construction of Facility Hardship projects at the Hayfork Elementary and Hayfork High School sites. Mountain Valley Unified School District does not have sufficient funds to provide the match requirements under the School Facility Program Regulations for their proposed projects. Approval of Financial Hardship is critical to addressing the facilities needs of the District.

Basis of Request:

- Law (Statute) _____
- Regulation 1859.81 _____
- Other (specify) _____

Description:

See the attached document which outlines the circumstances and relevant information for our School District Appeal Request.

SIGNATURE OF AUTHORIZED DISTRICT REPRESENTATIVE 	DATE 6-22-17
--	-----------------

Attachment to SAB 189 (4 pages) **State of California** **SCHOOL DISTRICT APPEAL REQUEST**

The Situation

This past winter, Mountain Valley Unified School District discovered that both of our campuses were contaminated with dangerous strains of mold. Affected areas include all of our common areas, both kitchen facilities, the locker rooms at both campuses, and more. We immediately took steps to confirm the extent of the damage, and understand the risks the mold poses to students and personnel. This led to sealed remediation efforts now being undertaken by a licensed abatement company.

There are several affected buildings at our high school campus. The high school was designed around two main multi-purpose rooms “hubs” through which all classrooms connect. The library—which serves as the district’s board room, career center, and a computer lab—in addition to the library, is the “hub” that connects the math, science, English and history classrooms as well as the district office. The second “hub” is the cafeteria—which connects our special education classrooms, computer lab and a second math classroom—in addition to housing the performance stage, staff offices, and kitchen facilities. There is also mold in our Ag shop, in the locker rooms attached to the gymnasium, and in the Superintendent’s office. Affected areas at the elementary school include one classroom and Critser Hall, which houses that site’s kitchen, cafeteria, gymnasium, locker rooms, performance stage and athletic director’s office.

While abatement is in process we’ve relocated the staff whose offices were in contaminated areas; closed Critser Hall; closed the high school library and cafeteria, isolating all of our classrooms; and we’ve relocated computers for student use into the hallway. These interim measures have allowed us to continue providing instruction, but with mold in all of our common areas, the impact on students and staff has been severe. Sealing these areas has left us with no indoor space for elementary students’ physical education; our auditoriums are now unavailable for student use; we will be unable to host athletic events next year without our locker rooms; and we’ve been forced to rent a portable kitchen and transport and distribute food to be served in classrooms at both sites.

We are moving forward with abatement, and also working with a variety of entities to examine long-term options for dealing with this crisis, but there have been obstacles at every turn.

Community and Economy

Mountain Valley Unified serves the isolated rural communities of Hayfork, Peanut, Hyampom and Wildwood in the heart of Trinity County. Our nearest neighboring district is 45 minutes away over a winding mountain pass. The county is primarily public lands--82% is federally managed public land—posing some unique barriers to growth, and revenue potential.

The local economy has been driven by a series of resource-based booms and busts. The latest iteration, the pot boom (otherwise known as the “green rush”), has been largely a clandestine affair providing very little direct public benefit. While some students have moved into the district, slowing enrollment decline, and increasing property values as a result, the quasi-legal nature of the industry has limited the positive impacts it has had on our public institutions. Even now, as state legalization offers pathways for

ATTACHMENT B

regulation and taxation, the very aspects of Hayfork that made it attractive for illegal growing are now business liabilities in a post-legalization world. Long transport distances due to extreme isolation, limited law enforcement, and a small population are no longer “cover” for growers, but disadvantages in the legal market.

While bonding capacity is currently just over the \$5 million threshold, this calculation is based on a property value bubble that is about to burst. Property values in the area are directly tied to the demand created by the “green rush” and as the market for marijuana adjusts to legalization there will be a decline in property values. Basing bonding capacity on property values that have only risen to where they are due to a black market economy ignores reality. These facts are born out in the statistics: the median household income in the area served by our district is only \$26,827, while the median house price has risen 198.31% (to \$246,400) since the year 2000. (<http://www.usa.com/96041-ca.htm>)

Throughout the socio-economic turmoil of booms turning to busts, our school district has been one thing the community can count on: a centering institution that everyone in town (no matter your stance on the spotted owl, or marijuana) could get behind. Now our auditoriums are no longer available for community use (which is a frequent occurrence as the schools are the largest meeting spaces in the community) and the community is also feeling the loss of places to hold large meetings, funeral services, etc.

Our community has no history of passing bond measures, in part because we haven’t needed one. Instead, our community has always worked informally to support our district, rallying to raise funds and find solutions. But now, we are faced with a problem that out-paces our community’s capacity to manage alone.

District Assets and Difficulties

The discovery of mold (and necessary associated facility rehabilitation) comes at the confluence of several other financial circumstances that, when taken together, pose a serious threat to the solvency of our district.

Prior to changes in federal forest lands management (which resulted in the closure of Hayfork’s last sawmill in the mid-1990’s) our district benefited from a portion of the revenue generated by that industry. These funds, along with our peak enrollment levels (due to the high number of related jobs in the community) placed the district in a good financial position.

But that all changed. Hayfork was just one of many “timber towns” across the west that faced this change. In order to alleviate the impact on communities like ours, the *Secure Rural Schools and Community Self Determination Act* (SRS) was passed in 2000. This law provided funds to schools and county roads in public lands counties. SRS has been reauthorized several times since it first passed, each time at reduced levels. Trinity County, with our very large percentage of public land, benefited greatly from this act. Last year SRS contributed \$295,000 to our budget, this year it will contribute just \$14,000 and there is currently no proposal to continue any funding in years to come.

At the same time our enrollment has been declining. With SRS payments acting as a parachute, helping slow our operational transition, we had been managing to stage the transformation. We’ve been steadily taking action to reduce staffing, consolidate school sites and business offices, and reduce administration. Things had begun to level off. From four school sites to two, from three administrators

ATTACHMENT B

to two, and from 82 total staff to 62 in the last three years—we'd taken the necessary steps to keep our spending in line with our budget, and successfully navigate the difficult process of "right-sizing" our district while managing to stay out of debt, or so we thought.

Now, SRS has lapsed, leaving us with a gap, the mold abatement has cost us \$1,600,000 (putting us on track to completely drain our reserves by September 2017) and rehabilitating the sites will cost us far more than we have the capacity to pay.

The upside of living in a boom and bust world is the opportunity to practice real community resilience. We've faced many challenges as a community, and we've worked together to solve them. Our public institutions—the school district and US Forest Service—have become the community's largest employers and the school district has risen as the economic and cultural center of our community. Mountain Valley has built a world class ag program that consistently ranks in the top 10 in state competitions in spite of our small size. We have a wonderful drama program that allows students to develop their talents and practice creative expression, while providing the community with cultural performances. The Elementary School was designated as a Distinguished School in 2006, and the high school was nationally recognized in US News and World Report in 2015. Three quarters of our students are faced with economic hardship (75% are economically disadvantaged) and we have a graduation rate of 100% (excepting Special Education students who are not on the graduation track).

Impacts and Actions Taken

The discovery of mold on our campuses has seriously impacted not only day-to-day operations and instruction, but is taking a psychological toll on staff and students. Faced with a problem of this magnitude—that we as a community do not have the resources to resolve alone--has introduced a sense of fear and powerlessness to which we are not accustomed. We've always risen to meet challenges, but the near \$15 million dollar price tag for facility rehabilitation is far outside of our reach alone. At the same time, the facilities impacted are all of our common areas, so people are facing this crisis in isolation as we have no spaces to facilitate gathering.

We stand ready to do our part as a district, and as a community. We've already begun taking action: holding community meetings introducing the idea of a bond measure that we will pursue in the upcoming November election; meeting with parents and staff to discuss health concerns; working with contractors, lawyers, and financial advisors to explore our financing options; and spending our reserve funds on abatement.

While we know our property values (and thus our bonding capacity) are artificially inflated due to the pot boom, citizens are none-the-less supportive of trying to pass a bond. At our most recent community town hall the public showed a sense of general support when we discussed the need for a bond measure in the next election.

We have extensively researched financing options including a Certificate of Participation (CoP), and will be forced to move forward with that option to manage cash flow and while moving the rehabilitation forward in a timely manner.

While we are doing our utmost to figure out the financing pathway, both bonding and CoP efforts are confounded by the fact that because mold abatement costs have forced us to self-certify at Second Interim and we can no longer pursue these mechanisms ourselves. Due to our qualified status, the

ATTACHMENT B

County Office of Education must state that our repayment of the CoP is probable and we cannot issue or sell bonds on our own behalf. The Trinity County Board of Supervisors will have to sponsor the bonds. We are working with both the County Office and Board of Supervisors, but being forced to have these entities act on our behalf further complicates the already tangled situation.

Summary

Mountain Valley is not servicing debt over 60% of our bonding capacity. We've taken the responsibility to guard our budget very seriously. In fact, Senator Mike McGuire told Debbie Miller, Superintendent, that we are being punished for being good stewards of our money. Due to our declining enrollment and public lands status, we've known we must be conservative in how we handle our money in order to safeguard the district's ability to serve our community. This has led us to carefully manage our funds and build a strong reserve. However, these savings will be depleted completely by the end of September and a CoP will bankrupt us.

While our bonding capacity has been calculated at slightly over the \$5,000,000 threshold, this is due to a property value bubble driven by the pot economy. Legalization has begun to burst that bubble and we fully expect values to continue to decline. With a median household income of only \$26,827 per year, you can see there is a miss-match between property values and local incomes.

Until now we have not had a reason to pursue a bond. Our facilities have always met the needs of our student population. We've been able to upgrade our technology and make other improvements through grant funds, private donations and community support. Please note that we are actively pursuing a bond for the November ballot—though that is complicated due to our qualified status.

Upon discovery of the mold we took immediate steps to secure the safety of our students and staff. Then, we began planning for a reduced budget, cutting staff and other expenditures, temporarily borrowing from our reserves, mustering a coalition to lead a bond effort this fall, and taking steps to secure financing. We will continue to pursue pathways forward, but we need your help.

We are asking for Financial Hardship Assistance based on "other evidence" as outlined here, and in our other documentation. Thank you for considering our situation and the state's role in maintaining a safe learning environment for our students and staff.

Trinity County

OFFICE OF EDUCATION



P.O. Box 1256 • 201 Memorial Drive
Weaverville, CA 96093-1256
(530) 623-2861 • FAX (530) 623-4489
<http://www.tcoek12.org>

Office of Public School Construction
707 Third Street, 6th Floor
West Sacramento, California 95605

June 16, 2017

ATTN: Lisa Silverman, Barb Kampmeiner, Brian LaPask

Re: Mountain Valley Unified School District
Request for Other Evidence for Financial Hardship
Hayfork Elementary & Hayfork High School Mold Abatement & Rebuild

Dear OPSC Staff,

Regarding the financial status of the Mountain Valley Unified School District (District) and their application for Financial Hardship, the Trinity County Office of Education (TCOE) is of the following position:

The District had a qualified 2016-17 Second Interim Financial Report as a result of unforeseen expenditures necessary to address the health and safety projects at their school sites. The District has already spent \$539,000 with temporary borrowing from their reserves for mold abatement with more work to be done. The District will encumber all of their available funds in the next fiscal year and will need additional funds to complete the work. Under Education Code 42133, before the District could issue any general fund backed debt, such as certificates of participation, the TCOE would be required to find that repayment of the proposed indebtedness is probable.

The estimated Hayfork Elementary & Hayfork High School Mold Abatement & Rebuild project cost is \$17 million. As of the District's 2016-17 Second Interim Financial Report, the District's total projected unrestricted General Fund revenue was \$3.73 million, and the TCOE projects this to decline over the next few years due to decreased enrollment. Because the District's financial resources are so limited, any borrowing amount for which full repayment from the District's budget could reasonably be deemed probable would be a relatively small portion of the \$17 million need. Issuing any debt beyond this amount could lead to default and possible state intervention and takeover. The District has already obligated all available local dollars to repairing their facilities. Due to the District's small size and limited financial resources, it would be fiscally irresponsible to take on additional debt beyond what the projected revenues can support.

The TCOE cannot in good conscience support or recommend any significant amount of debt to be carried by the District. Any such significant debt could only be fully repaid if sufficient funds were available from the state. However, even entering into any such significant debt would introduce risks to the District's fiscal solvency. The issues faced by the District are urgent in nature and of potentially serious impact to the health and safety of the students and faculty, and must be addressed promptly. Further, as detailed above, the District does not have the financial resources to meet the \$17 million need. Therefore, the TCOE supports the District's application for financial hardship funding as the District will be unable to take on additional General Fund debt for its required matching share. Further, should the District enter into any borrowing (pursuant to consultation with the TCOE and for only a relatively small portion of the total project cost) prior to final approval of its financial hardship application, the TCOE respectfully requests that this be considered "bridge financing" and not counted as District resources available for the project.

Respectfully submitted,

Sarah Supahan
Trinity County Interim Superintendent of Schools

Gretchen Deichler
Assistant Superintendent of Business Services

Cc: Senator Mike McGuire, senator.mcguire@senate.ca.gov

ATTACHMENT D

District's Seeking Financial Hardship Status – Other Evidence

District	District FH Request	Unique Situation	SAB Meeting Date	Board Action
Monterey Peninsula	New construction project – full construction funding	<ul style="list-style-type: none"> Closure of Fort Ord Loss of \$10 million in annual federal aid 	January 23, 2003	Approved
Mariposa County Unified	Three modernization projects – full construction funding	<ul style="list-style-type: none"> No bonded indebtedness Never attempted prop. 39 bond 	February 26, 2003	FH Status not approved
Galt Joint Union High	Two new construction projects – full construction funding	<ul style="list-style-type: none"> Three Failed bond measures Levying max. developer fees In danger of becoming AB 1200¹ district 	August 25, 2004	Approved
Needles Unified	New construction project – full construction funding	<ul style="list-style-type: none"> Facility Hardship project, school needed to be relocated because of hazardous transportation route to site and remote location. 	October 26, 2005	<ul style="list-style-type: none"> Approved Design grant only Board directed District to pass local bond before seeking FH for construction phase
Acton-Aqua Dulce Unified	New construction project – full construction funding	<ul style="list-style-type: none"> Previously under State receivership Gym was non-Field Act compliant & shut down by DSA No cafeteria 	October 26, 2005	<ul style="list-style-type: none"> Board seeking further information Item was scheduled again for 3/22/06 SAB meeting District withdrew appeal with understanding that they needed to first seek a local bond measure
Needles Unified	New construction project & two modernization projects – full construction funding	Facility Hardship project, entire school was relocated because of hazardous transportation route to site and remote location	January 27, 2007	<ul style="list-style-type: none"> Approved new construction Parker Dam project only Modernization projects not approved
Biggs Unified	New construction project – full construction funding	<ul style="list-style-type: none"> Lacked matching funds to move forward Instability of District's fiscal situation 	January 27, 2010	<ul style="list-style-type: none"> Approved for Design grant only Board directed District to seek local funding sources prior to requesting FH for construction phase
Aromas- San Juan Unified	Facility Hardship project-Design Funding with Advance Funding for Evaluation and RA	<ul style="list-style-type: none"> Facility Hardship project involves buildings defined as "Most Vulnerable Category 2 Building" 	March 28, 2012	<ul style="list-style-type: none"> Board took no action FH status not approved
Sierra Plumas Joint Unified	Facility Hardship project- full construction funding	<ul style="list-style-type: none"> Unable to pass a bond due to county demographics and history Requesting funding for health and safety related rehabilitation work 	March 20, 2013	FH status not approved

AB 1200 District – Law passed in 1991 that defined fiscal accountability for school districts and county offices of education to prevent bankruptcy. Districts are required to submit interim reports of their financial health to their County offices.

ATTACHMENT E

REPORT OF THE EXECUTIVE OFFICER
State Allocation Board Meeting, August 23, 2017

SCHOOL DISTRICT DATA	
School District:	MOUNTAIN VALLEY UNIFIED County:.....
Application Number:.....	51/775028-00-001 School Name.....
Total District Enrollment:.....	273 Project Grade Level:.....
Financial Hardship:.....	YES

The District is requesting financial hardship approval based upon “other evidence of reasonable effort as approved by the State Allocation Board” pursuant to SFP Regulation Section 1859.81(c)(5).

PURPOSE OF REPORT

Type of Request	State Allocation Board (Board) conceptual approval for a School Facility Program Facility Hardship replacement project and an Apportionment for design funding.
Estimated Total Project Cost	\$ 6,006,434
Estimated Cost to the State	\$ 6,003,585

DESCRIPTION

Description of Health and Safety Threat Hayfork Elementary in Hayfork, California, was originally constructed in 1961. In February of 2017, a licensed industrial hygienist inspected the gymnasium building inclusive of restrooms, stage, and the kitchen and one classroom on the site. Testing revealed high levels of mold due to water intrusion from the roof areas in these structures. The industrial hygienist determined that the mold constituted a health and safety issue and required that the affected areas be vacated. The Trinity County Environmental Health Division (TCEHD) concurred. The District is seeking a design Apportionment for their project and qualifies for replacement funding based on their cost/benefit analysis.

Scope of Project Rehabilitation work would consist of mold abatement on all surfaces, including the removal and replacement of ceiling tiles, roof plywood and insulation, drywall, siding and wall plywood under a negative air containment area. In addition, both buildings would need new roofing systems to prevent future water intrusion and HVAC systems to provide adequate ventilation. These buildings may require replacement.

Status of School Site Both of the buildings are currently closed. A portable kitchen is being used for food service, and students are eating in other classrooms. The District has begun work to remove contaminated materials from the site.

QUALIFYING CRITERIA

Government/State Level Concurrence The District has obtained concurrence with the industry specialist’s reports and with the required minimum work for rehabilitation from the TCEHD.

Site Visit Completed by Staff Staff has accepted reports by the industry specialists and TCEHD concurrence in lieu of a site visit.

ATTACHMENT E

AUTHORITY

See Attachment.

RECOMMENDATIONS

1. Approve the District's request for conceptual approval for replacement funding for the Hayfork Elementary site, limited to 578 square feet of toilet space and 11,248 square feet of other space, pursuant to the SFP Regulation Section 1859.82(a).
2. Provide that the District must file an Approved Application for funding within 18 months of this approval, pursuant to Regulation Section 1859.82(c).
1. Provide that this conceptual approval does not guarantee a commitment for future of the full project beyond the design Apportionment by the Board. Any possible future funding will be subject to all governing laws and regulations, and the availability of funds.
2. Provide that the State portion of any and all savings which may be realized from the funding of this facility hardship project must be returned to the State.
3. Approve the District's request for a design Apportionment in the amount of \$1,198,438 as shown on the Attachment, pursuant to Regulation Section 1859.81.1(e)(2).

ATTACHMENT E

AUTHORITY

Education Code (EC) Section 17075.10(a) states:

A school district may apply for hardship assistance in cases of extraordinary circumstances. Extraordinary circumstances may include, but are not limited to, the need to repair, reconstruct, or replace the most vulnerable school facilities that are identified as a Category 2 building, as defined in the report submitted pursuant to Section 17317, determined by the department to pose an unacceptable risk of injury to its occupants in the event of a seismic event.

SFP Regulation Section 1859.81 states:

Except for Joint-Use Projects and Career Technical Education Facilities Projects, a district is eligible for financial hardship to fund all or a portion of its matching share requirement after demonstrating the requirements of (a), (c), and (d) below:

- (a) The district is financially unable to provide all necessary matching funds for an eligible project. To determine this, an analysis shall be made of the district's financial records by the OPSC including data and records maintained by the CDE and the County Office of Education....
- (b) From the funds deemed available as a matching contribution, the district may retain \$19,776 per classroom in each enrollment reporting period for the cost to provide interim housing for the currently unhoused pupils of the district....
- (c) The district has made all reasonable efforts to fund its matching share of the project by demonstrating it is levying the developer fee justified under law or an alternative revenue source equal to or greater than the developer fee otherwise justified under law at the time of request for hardship and the district meets at least one of the following:
 - (1) The current outstanding bonded indebtedness of the district issued for the purpose of constructing school facilities in accordance with Education Code Section 17072.35 or 17074.25 as appropriate, at the time of request for financial hardship status, is at least 60 percent of the district's total bonding capacity. Outstanding bonded indebtedness includes that part of general obligation bonds, Mello-Roos Bonds, School Facility Improvement District Bonds and certificates of participation which the district is paying a debt service that was issued for capital outlay school facility purposes.
 - (2) The district had a successful registered voter bond election for at least the maximum amount allowed under Proposition 39 within the previous two years from the date of request for financial hardship status. The proceeds from the bond election that represent the maximum amount allowed under the provisions of Proposition 39 must be used to fund the district's matching share requirement for SFP project(s).
 - (3) It is a County Superintendent of Schools.
 - (4) The district's total bonding capacity at the time of the request for financial hardship status is \$5 million or less.
 - (5) Other evidence of reasonable effort as approved by the SAB....

SFP Regulation Section 1859.81(e)(2) permits design funding for a district that meets the financial hardship criteria in Section 1859.81 at, "25 percent of the modernization grant less any district funds available for the project pursuant to Section 1859.81(a)...."

SFP Regulation Section 1859.82 states, "A district is eligible for facility hardship funding to replace or construct new classrooms and related facilities if the district demonstrates there is an unmet need for pupil housing or the condition of the facilities, or the lack of facilities, is a threat to the health and safety of the pupils."

ATTACHMENT E

AUTHORITY (cont.)

SFP Regulation Section 1859.82(a)(1) provides for Facility Hardship grant funding when:

The facilities are needed to ensure the health and safety of the pupils if the district can demonstrate to the satisfaction of the Board that the health and safety of the pupils is at risk. Factors to be considered by the Board shall include the close proximity to a major freeway, airport, electrical facility, high power transmission lines, dam, pipeline, industrial facility, adverse air quality emission or other health and safety risks, including structural deficiencies required by the DSA to be repaired, seismic mitigation of the Most Vulnerable Category 2 Buildings as verified by the DSA, traffic safety or because the pupils reside in remote areas of the district and transportation to existing facilities is not possible or poses a health and safety risk.

SFP Regulation Section 1859.82(a)(1)(A)(2) states in part, "If the total cost to remain in the classroom or related facility is greater than 50 percent of the Current Replacement Cost and the Application is for replacement facilities, the district may qualify for a grant for a new or replacement school or replacement facilities as a new construction project."

SFP Regulation Section 1859.82 further states:

A district may request a determination of eligibility for facility hardship funding in advance of project funding.
(c) A district seeking replaced facilities as a result of either (a) or (b) above must submit Form SAB 50-04 for the replaced facilities:

- (1) Within 18 months if the replacement facilities will be located on the same site.
- (2) Within 24 months if the replacement facilities will be located on a replacement site.

ATTACHMENT E

SAB Meeting: August 23, 2017

New Construction - Separate Design

SCHOOL DISTRICT DATA

Application No: 51/75028-00-001 County: Trinity
 School District: Mountain Valley School Name: Hayfork Elementary

PROJECT DATA

Type of Project: Middle School Application Filing Basis: Site Specific
 Pupils Assigned K-6: 148 Number of Classrooms: 5
 7-8: 45 Existing Acres: N/A
 9-12: Proposed Acres: N/A
 Non-Severe: Facility Hardship (a): Yes
 Severe: Addition to Existing Site: No
 Financial Hardship Requested: Yes

GRANT DATA

<u>Estimated Total Grant</u>		<u>Separate Site/Design Grant</u>	
new construction grant	3,003,217.00	Total Design (40% of Grant)	1,201,287.00
Total State Share (50%)	3,003,217.00	Total Site/Design \$	<u>1,201,287.00</u>
District Share (50%)	3,003,217.00	Total State Share (50%)	600,643.50
Total Estimated Cost	\$ <u>6,006,434.00</u>	District Share (50%)	600,643.50
		District Cash Contribution	2,849.00
		Financial Hardship \$	<u>597,794.50</u>

SITE/DESIGN PROJECT FINANCING

<u>State Share</u>	
New Construction Site/Design Grant	\$ 600,643.50
<u>District Share</u>	
Cash Contribution	2,849.00
Financial Hardship	597,794.50
Total Site/Design Cost	\$ <u>1,201,287.00</u>

HISTORY OF PROJECT COST AND APPORTIONMENT

	Fund Code	Proposition	Previously Authorized	Authorized This Action	State Apportionment This Action
<u>State Share</u>					
New Construction Site/Design Grant	051-500	51		600,643.50	\$ 600,643.50
<u>District Share</u>					
Cash Contribution				2,849.00	
Financial Hardship	051-500	51		597,794.50	597,794.50
Total			\$ 0.00	\$ 1,201,287.00	\$ 1,198,438.00

Funding Source: Proposition 51 Bonds/2016-Nov.

The District is responsible for ensuring that the project is compliant with Prevailing Wage Monitoring and/or Labor Compliance Program requirements at the time construction contracts are executed and/or construction commenced.

The District shall ensure that it is in compliance with all applicable laws, regulations and certifications it made on the program forms.

The District qualifies for financial hardship pursuant to SFP Regulation Section 1859.81(c)(4). The District has demonstrated it is financially unable to provide all or a part of the matching funds and is levying the developer fees or equal alternative revenue source justified by law. The District's total bonding capacity as of April 10, 2012 is \$5 million or less.

Based on the Board's action on June 5, 2017, this project is subject to the Grant Agreement submittal.

ATTACHMENT F

REPORT OF THE EXECUTIVE OFFICER
State Allocation Board Meeting, August 23, 2017

SCHOOL DISTRICT DATA

School District:MOUNTAIN VALLEY UNIFIED County:.....TRINITY
 Application Number:.....51/775028-00-002 School Name.....HAYFORK HIGH
 Total District Enrollment:.....273 Project Grade Level:.....9-12
 Financial Hardship:.....YES

The District is requesting financial hardship approval based upon “other evidence of reasonable effort as approved by the State Allocation Board” pursuant to SFP Regulation Section 1859.81(c)(5).

PURPOSE OF REPORT

Type of Request	State Allocation Board (Board) conceptual approval for a School Facility Program Facility Hardship replacement project and an Apportionment for design funding.
Total Estimated Project Cost	\$7,925,667
Estimated Cost to the State	\$7,925,667

DESCRIPTION

Description of Health and Safety Threat	Hayfork High School in Hayfork, California, was originally constructed in 1961. In February of 2017, a licensed industrial hygienist inspected all the buildings on the site. Testing revealed high levels of toxigenic mold due to water intrusion from the roof areas in these structures. The industrial hygienist determined that the mold constituted a health and safety issue, and the Trinity County Environmental Health Division (TCEHD) concurred. Multiple areas throughout the campus have been closed due to this issue, including the agriculture shop, the locker rooms in the gymnasium, the media center, the cafeteria, the kitchen, and the administration office. The District is seeking a design Apportionment to begin the design of their project and qualifies for replacement funding based on their cost/benefit analysis.
Scope of Project	Mitigation work would consist of mold abatement on all surfaces, including the removal and replacement of ceiling tiles, roof plywood and insulation, drywall, siding and wall plywood under a negative air containment area. In addition, both buildings would need new roofing systems to prevent future water intrusion and HVAC systems to provide adequate ventilation. These buildings may require replacement.
Status of School Site	Affected facilities on the campus are currently closed. A portable kitchen located at a nearby elementary school site is being used for food service, and students are eating in classrooms and hallways. The District has begun work to remove contaminated materials from the site.

ATTACHMENT F

QUALIFYING CRITERIA

Government/State Level Concurrence	The District has obtained concurrence with the industry specialist's reports and with the proposed minimum work for mitigation from the TCEHD.
Site Visit Completed by Staff	Staff has accepted reports by the industry specialists and TCEHD concurrence in lieu of a site visit.

AUTHORITY

See Attachment.

RECOMMENDATIONS

1. Approve the District's request for conceptual approval for replacement funding for the Hayfork High site, limited to 2,056 square feet of toilet space and 12,509 square feet of other space, pursuant to SFP Regulation Section 1859.82(a).
2. Provide that the District must file an Approved Application for funding within 18 months of this approval, pursuant to Regulation Section 1859.82(c).
1. Provide that this conceptual approval does not guarantee a commitment for future of the full project beyond the design Apportionment by the Board. Any possible future funding will be subject to all governing laws and regulations, and the availability of funds.
2. Provide that the State portion of any and all savings which may be realized from the funding of this facility hardship project must be returned to the State.
3. Approve the District's request for a design Apportionment in the amount of \$1,585,134 as shown on the Attachment, pursuant to Regulation Section 1859.81.1(e)(2).

ATTACHMENT F

AUTHORITY

Education Code (EC) Section 17075.10(a) states:

A school district may apply for hardship assistance in cases of extraordinary circumstances. Extraordinary circumstances may include, but are not limited to, the need to repair, reconstruct, or replace the most vulnerable school facilities that are identified as a Category 2 building, as defined in the report submitted pursuant to Section 17317, determined by the department to pose an unacceptable risk of injury to its occupants in the event of a seismic event.

SFP Regulation Section 1859.81 states:

Except for Joint-Use Projects and Career Technical Education Facilities Projects, a district is eligible for financial hardship to fund all or a portion of its matching share requirement after demonstrating the requirements of (a), (c), and (d) below:

- (a) The district is financially unable to provide all necessary matching funds for an eligible project. To determine this, an analysis shall be made of the district's financial records by the OPSC including data and records maintained by the CDE and the County Office of Education....
- (b) From the funds deemed available as a matching contribution, the district may retain \$19,776 per classroom in each enrollment reporting period for the cost to provide interim housing for the currently unhoused pupils of the district....
- (c) The district has made all reasonable efforts to fund its matching share of the project by demonstrating it is levying the developer fee justified under law or an alternative revenue source equal to or greater than the developer fee otherwise justified under law at the time of request for hardship and the district meets at least one of the following:
 - (1) The current outstanding bonded indebtedness of the district issued for the purpose of constructing school facilities in accordance with Education Code Section 17072.35 or 17074.25 as appropriate, at the time of request for financial hardship status, is at least 60 percent of the district's total bonding capacity. Outstanding bonded indebtedness includes that part of general obligation bonds, Mello-Roos Bonds, School Facility Improvement District Bonds and certificates of participation which the district is paying a debt service that was issued for capital outlay school facility purposes.
 - (2) The district had a successful registered voter bond election for at least the maximum amount allowed under Proposition 39 within the previous two years from the date of request for financial hardship status. The proceeds from the bond election that represent the maximum amount allowed under the provisions of Proposition 39 must be used to fund the district's matching share requirement for SFP project(s).
 - (3) It is a County Superintendent of Schools.
 - (4) The district's total bonding capacity at the time of the request for financial hardship status is \$5 million or less.
 - (5) Other evidence of reasonable effort as approved by the SAB....

SFP Regulation Section 1859.81(e)(2) permits design funding for a district that meets the financial hardship criteria in Section 1859.81 at, "25 percent of the modernization grant less any district funds available for the project pursuant to Section 1859.81(a)...."

SFP Regulation Section 1859.82 states, "A district is eligible for facility hardship funding to replace or construct new classrooms and related facilities if the district demonstrates there is an unmet need for pupil housing or the condition of the facilities, or the lack of facilities, is a threat to the health and safety of the pupils."

ATTACHMENT F

AUTHORITY (cont.)

SFP Regulation Section 1859.82(a)(1) provides for Facility Hardship grant funding when:

The facilities are needed to ensure the health and safety of the pupils if the district can demonstrate to the satisfaction of the Board that the health and safety of the pupils is at risk. Factors to be considered by the Board shall include the close proximity to a major freeway, airport, electrical facility, high power transmission lines, dam, pipeline, industrial facility, adverse air quality emission or other health and safety risks, including structural deficiencies required by the DSA to be repaired, seismic mitigation of the Most Vulnerable Category 2 Buildings as verified by the DSA, traffic safety or because the pupils reside in remote areas of the district and transportation to existing facilities is not possible or poses a health and safety risk.

SFP Regulation Section 1859.82(a)(1)(A)(2) states in part, "If the total cost to remain in the classroom or related facility is greater than 50 percent of the Current Replacement Cost and the Application is for replacement facilities, the district may qualify for a grant for a new or replacement school or replacement facilities as a new construction project."

SFP Regulation Section 1859.82 further states:

A district may request a determination of eligibility for facility hardship funding in advance of project funding.

(c) A district seeking replaced facilities as a result of either (a) or (b) above must submit Form SAB 50-04 for the replaced facilities:

(1) Within 18 months if the replacement facilities will be located on the same site.

(2) Within 24 months if the replacement facilities will be located on a replacement site.

ATTACHMENT G

REPORT OF THE EXECUTIVE OFFICER
State Allocation Board Meeting, August 23, 2017

SCHOOL DISTRICT DATA

School District:MOUNTAIN VALLEY UNIFIED County:.....TRINITY
Application Number:.....51/775028-00-001 School Name.....HAYFORK ELEMENTARY
Total District Enrollment:.....273 Project Grade Level:.....K-8
Financial Hardship:.....YES

The District is requesting financial hardship approval based upon “other evidence of reasonable effort as approved by the State Allocation Board” pursuant to SFP Regulation Section 1859.81(c)(5).

PURPOSE OF REPORT

Type of Request	State Allocation Board (Board) conceptual approval for a School Facility Program Facility Hardship replacement project and design funding for placement on the Unfunded List (Lack of AB 55 Loans).
Estimated Total Project Cost	\$ 6,006,434
Estimated Cost to the State	\$ 6,003,585

DESCRIPTION

Description of Health and Safety Threat	Hayfork Elementary School in Hayfork, California, was originally constructed in 1961. In February of 2017, a licensed industrial hygienist inspected the gymnasium building inclusive of restrooms, stage, and the kitchen and one classroom on the site. Testing revealed high levels of mold due to water intrusion from the roof areas in these structures. The industrial hygienist determined that the mold constituted a health and safety issue and required that the affected areas be vacated. The Trinity County Environmental Health Division (TCEHD) concurred. The District is seeking a design Apportionment for their project and qualifies for replacement funding based on their cost/benefit analysis.
Scope of Project	Rehabilitation work would consist of mold abatement on all surfaces, including the removal and replacement of ceiling tiles, roof plywood and insulation, drywall, siding and wall plywood under a negative air containment area. In addition, both buildings would need new roofing systems to prevent future water intrusion and HVAC systems to provide adequate ventilation. These buildings may require replacement.
Status of School Site	Both of the buildings are currently closed. A portable kitchen is being used for food service, and students are eating in other classrooms. The District has begun work to remove contaminated materials from the site.

ATTACHMENT G

QUALIFYING CRITERIA

Government/State Level Concurrence	The District has obtained concurrence with the industry specialist's reports and with the required minimum work for rehabilitation from the TCEHD.
Site Visit Completed by Staff	Staff has accepted reports by the industry specialists and TCEHD concurrence in lieu of a site visit.

AUTHORITY

See Attachment.

RECOMMENDATIONS

1. Approve the District's request for conceptual approval for replacement funding for the Hayfork Elementary site, limited to 578 square feet of toilet space and 11,248 square feet of other space, pursuant to the SFP Regulation Section 1859.82(a).
2. Provide that the District must file an Approved Application for funding within 18 months of this approval, pursuant to Regulation Section 1859.82(c).
1. Provide that this conceptual approval does not guarantee a commitment for future of the full project beyond the design apportionment by the Board. Any possible future funding will be subject to all governing laws and regulations, and the availability of funds.
2. Provide that the State portion of any and all savings which may be realized from the funding of this facility hardship project must be returned to the State.
3. Approve the District's request for design funding and placement on the Unfunded List (Lack of AB 55 Loans) in the amount of \$1,198,438 as shown on the Attachment, pursuant to Regulation Section 1859.81.1(e)(2).

ATTACHMENT G

AUTHORITY

Education Code (EC) Section 17075.10(a) states:

A school district may apply for hardship assistance in cases of extraordinary circumstances. Extraordinary circumstances may include, but are not limited to, the need to repair, reconstruct, or replace the most vulnerable school facilities that are identified as a Category 2 building, as defined in the report submitted pursuant to Section 17317, determined by the department to pose an unacceptable risk of injury to its occupants in the event of a seismic event.

SFP Regulation Section 1859.81 states:

Except for Joint-Use Projects and Career Technical Education Facilities Projects, a district is eligible for financial hardship to fund all or a portion of its matching share requirement after demonstrating the requirements of (a), (c), and (d) below:

- (a) The district is financially unable to provide all necessary matching funds for an eligible project. To determine this, an analysis shall be made of the district's financial records by the OPSC including data and records maintained by the CDE and the County Office of Education....
- (b) From the funds deemed available as a matching contribution, the district may retain \$19,776 per classroom in each enrollment reporting period for the cost to provide interim housing for the currently unhoused pupils of the district....
- (c) The district has made all reasonable efforts to fund its matching share of the project by demonstrating it is levying the developer fee justified under law or an alternative revenue source equal to or greater than the developer fee otherwise justified under law at the time of request for hardship and the district meets at least one of the following:
 - (1) The current outstanding bonded indebtedness of the district issued for the purpose of constructing school facilities in accordance with Education Code Section 17072.35 or 17074.25 as appropriate, at the time of request for financial hardship status, is at least 60 percent of the district's total bonding capacity. Outstanding bonded indebtedness includes that part of general obligation bonds, Mello-Roos Bonds, School Facility Improvement District Bonds and certificates of participation which the district is paying a debt service that was issued for capital outlay school facility purposes.
 - (2) The district had a successful registered voter bond election for at least the maximum amount allowed under Proposition 39 within the previous two years from the date of request for financial hardship status. The proceeds from the bond election that represent the maximum amount allowed under the provisions of Proposition 39 must be used to fund the district's matching share requirement for SFP project(s).
 - (3) It is a County Superintendent of Schools.
 - (4) The district's total bonding capacity at the time of the request for financial hardship status is \$5 million or less.
 - (5) Other evidence of reasonable effort as approved by the SAB....

SFP Regulation Section 1859.81(e)(2) permits design funding for a district that meets the financial hardship criteria in Section 1859.81 at, "25 percent of the modernization grant less any district funds available for the project pursuant to Section 1859.81(a)...."

SFP Regulation Section 1859.82 states, "A district is eligible for facility hardship funding to replace or construct new classrooms and related facilities if the district demonstrates there is an unmet need for pupil housing or the condition of the facilities, or the lack of facilities, is a threat to the health and safety of the pupils."

ATTACHMENT G

AUTHORITY (cont.)

SFP Regulation Section 1859.82(a)(1) provides for Facility Hardship grant funding when:

The facilities are needed to ensure the health and safety of the pupils if the district can demonstrate to the satisfaction of the Board that the health and safety of the pupils is at risk. Factors to be considered by the Board shall include the close proximity to a major freeway, airport, electrical facility, high power transmission lines, dam, pipeline, industrial facility, adverse air quality emission or other health and safety risks, including structural deficiencies required by the DSA to be repaired, seismic mitigation of the Most Vulnerable Category 2 Buildings as verified by the DSA, traffic safety or because the pupils reside in remote areas of the district and transportation to existing facilities is not possible or poses a health and safety risk.

SFP Regulation Section 1859.82(a)(1)(A)(2) states in part, "If the total cost to remain in the classroom or related facility is greater than 50 percent of the Current Replacement Cost and the Application is for replacement facilities, the district may qualify for a grant for a new or replacement school or replacement facilities as a new construction project."

SFP Regulation Section 1859.82 further states:

A district may request a determination of eligibility for facility hardship funding in advance of project funding.

(c) A district seeking replaced facilities as a result of either (a) or (b) above must submit Form SAB 50-04 for the replaced facilities:

- (1) Within 18 months if the replacement facilities will be located on the same site.
- (2) Within 24 months if the replacement facilities will be located on a replacement site.

ATTACHMENT G

SAB Meeting: August 23, 2017

Replacement - Site/Design

SCHOOL DISTRICT DATA

Application No: 51/75028-00-001	County: Trinity
School District: Mountain Valley	School Name: Hayfork Elementary

PROJECT DATA

Type of Project: Middle School	Application Filing Basis: Site Specific
Pupils Assigned	Number of Classrooms: 5
K-6: 148	Existing Acres: N/A
7-8: 45	Proposed Acres: N/A
9-12:	Facility Hardship (a): Yes
Non-Severe:	Addition to Existing Site: No
Severe:	
Financial Hardship Requested: Yes	

GRANT DATA

<u>Estimated Total Grant</u>		<u>Separate Site/Design Grant</u>	
new construction grant	\$ 3,003,217	Total Design (40% of Grant)	\$ 1,201,287
Total State Share (50%)	3,003,217	Total Site/Design	\$ <u>1,201,287</u>
District Share (50%)	3,003,217	Total State Share (50%)	600,644
Total Estimated Cost	\$ <u>6,006,434</u>	District Share (50%)	600,644
		District Cash Contribution	2,849
		Financial Hardship	\$ <u>597,795</u>

SITE/DESIGN PROJECT FINANCING

State Share	
New Construction Site/Design Grant	\$ 600,643.50
District Share	
Cash Contribution	2,849.00
Financial Hardship	597,794.50
Total Site/Design Cost	\$ <u>1,201,287.00</u>

HISTORY OF PROJECT COST AND APPORTIONMENT

	Fund Code	Proposition	Previously Authorized	Authorized This Action	Unfunded Approval This Action
State Share					
New Construction Site/Design Grant	951-500	51	\$	\$ 600,644	\$ 600,644
District Share					
Cash Contribution				2,849	
Financial Hardship	951-500	51		597,795	597,795
Total			\$	\$ <u>1,201,287</u>	\$ <u>1,198,438</u>

Funding Source: Proposition 51 Bonds/2016-Nov.

Pursuant to the Board's action on March 11, 2009 this application has been approved and placed on the Unfunded List. This approval does not constitute a guarantee or commitment of future State funding.

The District is responsible for ensuring that the project is compliant with Prevailing Wage Monitoring and/or Labor Compliance Program requirements at the time construction contracts are executed and/or construction commenced.

The District shall ensure that it is in compliance with all applicable laws, regulations and certifications it made on the program forms.

The District qualifies for financial hardship pursuant to SFP Regulation Section 1859.81(c)(4). The District has demonstrated it is financially unable to provide all or a part of the matching funds and is levying the developer fees or equal alternative revenue source justified by law. The District's total bonding capacity as of April 10, 2012 is \$5 million or less.

Based on the Board's action on June 5, 2017, this project is subject to the Grant Agreement submittal.

ATTACHMENT H

REPORT OF THE EXECUTIVE OFFICER
State Allocation Board Meeting, August 23, 2017

SCHOOL DISTRICT DATA

School District:MOUNTAIN VALLEY UNIFIED County:.....TRINITY
Application Number:.....51/775028-00-002 School Name.....HAYFORK HIGH
Total District Enrollment:.....273 Project Grade Level:.....9-12
Financial Hardship:.....YES

The District is requesting financial hardship approval based upon “other evidence of reasonable effort as approved by the State Allocation Board” pursuant to SFP Regulation Section 1859.81(c)(5).

PURPOSE OF REPORT

Type of Request State Allocation Board (Board) conceptual approval for a School Facility Program Facility Hardship replacement project and design funding for placement on the Unfunded List (Lack of AB 55 Loans).

Total Estimated Project Cost \$7,925,667

Estimated Cost to the State \$7,925,667

DESCRIPTION

Description of Health and Safety Threat Hayfork High School in Hayfork, California, was originally constructed in 1961. In February of 2017, a licensed industrial hygienist inspected all the buildings on the site. Testing revealed high levels of toxigenic mold due to water intrusion from the roof areas in these structures. The industrial hygienist determined that the mold constituted a health and safety issue, and the Trinity County Environmental Health Division (TCEHD) concurred. Multiple areas throughout the campus have been closed due to this issue, including the agriculture shop, the locker rooms in the gymnasium, the media center, the cafeteria, the kitchen, and the administration office. The District is seeking a design Apportionment to begin the design of their project and qualifies for replacement funding based on their cost/benefit analysis.

Scope of Project Mitigation work would consist of mold abatement on all surfaces, including the removal and replacement of ceiling tiles, roof plywood and insulation, drywall, siding and wall plywood under a negative air containment area. In addition, both buildings would need new roofing systems to prevent future water intrusion and HVAC systems to provide adequate ventilation. These buildings may require replacement.

Status of School Site Affected facilities on the campus are currently closed. A portable kitchen located at a nearby elementary school site is being used for food service, and students are eating in classrooms and hallways. The District has begun work to remove contaminated materials from the site.

ATTACHMENT H

QUALIFYING CRITERIA

Government/State Level Concurrence	The District has obtained concurrence with the industry specialist's reports and with the proposed minimum work for mitigation from the TCEHD.
Site Visit Completed by Staff	Staff has accepted reports by the industry specialists and TCEHD concurrence in lieu of a site visit.

AUTHORITY

See Attachment.

RECOMMENDATIONS

1. Approve the District's request for conceptual approval for replacement funding at the Hayfork High site, limited to 2,056 square feet of toilet space and 12,509 square feet of other space, pursuant to the SFP Regulation Section 1859.82(a).
2. Provide that the District must file an Approved Application for funding within 18 months of this approval, pursuant to Regulation Section 1859.82(c).
1. Provide that this conceptual approval does not guarantee a commitment for future of the full project beyond the design apportionment by the Board. Any possible future funding will be subject to all governing laws and regulations, and the availability of funds.
2. Provide that the State portion of any and all savings which may be realized from the funding of this facility hardship project must be returned to the State.
3. Approve the District's request for design funding and placement on the Unfunded List (Lack of AB 55 Loans) in the amount of \$1,585,134 as shown on the Attachment, pursuant to Regulation Section 1859.81.1(e)(2).

ATTACHMENT H

AUTHORITY

Education Code (EC) Section 17075.10(a) states:

A school district may apply for hardship assistance in cases of extraordinary circumstances. Extraordinary circumstances may include, but are not limited to, the need to repair, reconstruct, or replace the most vulnerable school facilities that are identified as a Category 2 building, as defined in the report submitted pursuant to Section 17317, determined by the department to pose an unacceptable risk of injury to its occupants in the event of a seismic event.

SFP Regulation Section 1859.81 states:

Except for Joint-Use Projects and Career Technical Education Facilities Projects, a district is eligible for financial hardship to fund all or a portion of its matching share requirement after demonstrating the requirements of (a), (c), and (d) below:

- (a) The district is financially unable to provide all necessary matching funds for an eligible project. To determine this, an analysis shall be made of the district's financial records by the OPSC including data and records maintained by the CDE and the County Office of Education....
- (b) From the funds deemed available as a matching contribution, the district may retain \$19,776 per classroom in each enrollment reporting period for the cost to provide interim housing for the currently unhoused pupils of the district....
- (c) The district has made all reasonable efforts to fund its matching share of the project by demonstrating it is levying the developer fee justified under law or an alternative revenue source equal to or greater than the developer fee otherwise justified under law at the time of request for hardship and the district meets at least one of the following:
 - (1) The current outstanding bonded indebtedness of the district issued for the purpose of constructing school facilities in accordance with Education Code Section 17072.35 or 17074.25 as appropriate, at the time of request for financial hardship status, is at least 60 percent of the district's total bonding capacity. Outstanding bonded indebtedness includes that part of general obligation bonds, Mello-Roos Bonds, School Facility Improvement District Bonds and certificates of participation which the district is paying a debt service that was issued for capital outlay school facility purposes.
 - (2) The district had a successful registered voter bond election for at least the maximum amount allowed under Proposition 39 within the previous two years from the date of request for financial hardship status. The proceeds from the bond election that represent the maximum amount allowed under the provisions of Proposition 39 must be used to fund the district's matching share requirement for SFP project(s).
 - (3) It is a County Superintendent of Schools.
 - (4) The district's total bonding capacity at the time of the request for financial hardship status is \$5 million or less.
 - (5) Other evidence of reasonable effort as approved by the SAB....

SFP Regulation Section 1859.81(e)(2) permits design funding for a district that meets the financial hardship criteria in Section 1859.81 at, "25 percent of the modernization grant less any district funds available for the project pursuant to Section 1859.81(a)...."

SFP Regulation Section 1859.82 states, "A district is eligible for facility hardship funding to replace or construct new classrooms and related facilities if the district demonstrates there is an unmet need for pupil housing or the condition of the facilities, or the lack of facilities, is a threat to the health and safety of the pupils."

ATTACHMENT H

AUTHORITY (cont.)

SFP Regulation Section 1859.82(a)(1) provides for Facility Hardship grant funding when:

The facilities are needed to ensure the health and safety of the pupils if the district can demonstrate to the satisfaction of the Board that the health and safety of the pupils is at risk. Factors to be considered by the Board shall include the close proximity to a major freeway, airport, electrical facility, high power transmission lines, dam, pipeline, industrial facility, adverse air quality emission or other health and safety risks, including structural deficiencies required by the DSA to be repaired, seismic mitigation of the Most Vulnerable Category 2 Buildings as verified by the DSA, traffic safety or because the pupils reside in remote areas of the district and transportation to existing facilities is not possible or poses a health and safety risk.

SFP Regulation Section 1859.82(a)(1)(A)(2) states in part, "If the total cost to remain in the classroom or related facility is greater than 50 percent of the Current Replacement Cost and the Application is for replacement facilities, the district may qualify for a grant for a new or replacement school or replacement facilities as a new construction project."

SFP Regulation Section 1859.82 further states:

A district may request a determination of eligibility for facility hardship funding in advance of project funding.
(c) A district seeking replaced facilities as a result of either (a) or (b) above must submit Form SAB 50-04 for the replaced facilities:

- (1) Within 18 months if the replacement facilities will be located on the same site.
- (2) Within 24 months if the replacement facilities will be located on a replacement site.

ATTACHMENT H

SAB Meeting: August 23, 2017

Replacement - Site/Design

SCHOOL DISTRICT DATA

Application No: 51/75028-00-002	County: Trinity
School District: Mountain Valley	School Name: Hayfork High

PROJECT DATA

Type of Project: Middle School	Application Filing Basis: Site Specific
Pupils Assigned	Number of Classrooms: 5
K-6: 148	Existing Acres: N/A
7-8: 45	Proposed Acres: N/A
9-12:	Facility Hardship (a): Yes
Non-Severe:	Addition to Existing Site: No
Severe:	
Financial Hardship Requested: Yes	

GRANT DATA

<u>Estimated Total Grant</u>		<u>Separate Site/Design Grant</u>	
new construction grant	\$ 3,962,834	Total Design (40% of Grant)	\$ 1,585,134
Total State Share (50%)	3,962,834	Total Site/Design	\$ 1,585,134
District Share (50%)	3,962,834	Total State Share (50%)	792,567
Total Estimated Cost	\$ 7,925,667	District Share (50%)	792,567
		District Cash Contribution	0
		Financial Hardship	\$ 792,567

SITE/DESIGN PROJECT FINANCING

<u>State Share</u>	
New Construction Site/Design Grant	\$ 792,567.00
<u>District Share</u>	
Cash Contribution	0.00
Financial Hardship	792,567.00
Total Site/Design Cost	\$ 1,585,134.00

HISTORY OF PROJECT COST AND APPORTIONMENT

	Fund Code	Proposition	Previously Authorized	Authorized This Action	Unfunded Approval This Action
<u>State Share</u>					
New Construction Site/Design Grant	951-500	51	\$	\$ 792,567	\$ 792,567
<u>District Share</u>					
Cash Contribution					
Financial Hardship	951-500	51		792,567	792,567
Total			\$	\$ 1,585,134	\$ 1,585,134

Funding Source: Proposition 51 Bonds/2016-Nov.

Pursuant to the Board's action on March 11, 2009 this application has been approved and placed on the Unfunded List. This approval does not constitute a guarantee or commitment of future State funding.

The District is responsible for ensuring that the project is compliant with Prevailing Wage Monitoring and/or Labor Compliance Program requirements at the time construction contracts are executed and/or construction commenced.

The District shall ensure that it is in compliance with all applicable laws, regulations and certifications it made on the program forms.

The District qualifies for financial hardship pursuant to SFP Regulation Section 1859.81(c)(4). The District has demonstrated it is financially unable to provide all or a part of the matching funds and is levying the developer fees or equal alternative revenue source justified by law. The District's total bonding capacity as of April 10, 2012 is \$5 million or less.

Based on the Board's action on June 5, 2017, this project is subject to the Grant Agreement submittal.

Bright Star Schools/Los Angeles

54/64733-00-053

APPEAL ITEM HAS BEEN WITHDRAWN

REPORT OF THE EXECUTIVE OFFICER
State Allocation Board Meeting, August 23, 2017

CAREER TECHNICAL EDUCATION FACILITIES PROGRAM
REGULATORY AMENDMENTS

PURPOSE OF REPORT

To present the State Allocation Board (Board) with recommendations to establish additional funding cycles for the Career Technical Education Facilities Program (CTEFP) and to present conforming regulatory amendments due to recent statutory changes.

DESCRIPTION

The Kindergarten through Community College Public Education Facilities Bond Act of 2016 (Proposition 51) provided the CTEFP \$500 million in bond authority. Therefore, the Board must consider establishing additional CTEFP funding cycles in order to allocate the funds. After collaborating with the California Department of Education (CDE), Staff is presenting schedules for a fourth and fifth funding cycle to accept applications to the program for the Board's consideration and regulatory amendments to allow for future cycles.

In addition, Education Code (EC) Section 17078.73 which restricted the Board's authority to approve CTEFP projects was recently repealed by Chapter 15, Statutes of 2017 (Assembly Bill 99) and took effect immediately. In accordance with this change, Staff is presenting conforming regulatory amendments to the School Facility Program (SFP) Regulations.

AUTHORITY

EC Section 17070.35 states in part:

(a) In addition to all other powers and duties as are granted to the board by this chapter, other statutes, or the California Constitution, the board shall do all of the following:

(1) Adopt rules and regulations, pursuant to the rulemaking provisions of the Administrative Procedure Act, Chapter 3.5 (commencing with Section 11340) of Part 1 of Division 3 of Title 2 of the Government Code, for the administration of this chapter....

EC Section 17078.73 previously stated that "On or after January 1, 2015, the board shall not approve any projects pursuant to this article." (Repealed as of June 27, 2017)

EC Section 101012 states in part:

(4)(B) Of the amount not yet approved for allocation by the State Allocation Board pursuant to this paragraph by January 1, 2015, 50 percent shall be available for the purpose of paragraph (1), and 50 percent shall be available for purposes of paragraph (3). If an apportionment or State Allocation Board approval pursuant to this paragraph is rescinded after January 1, 2015, the rescinded amount shall be available for the purposes of paragraphs (1) and (3). The State Allocation Board shall determine the percentage of the rescinded amount to be used for purposes of paragraph (1) and the percentage of the rescinded amount to be used for purposes of paragraph (3).

EC Section 101122(a)(4) states: "The amount of five hundred million dollars (\$500,000,000) for facilities for career technical education programs pursuant to Article 13 (commencing with Section 17078.70) of Chapter 12.5 of Part 10 of Division 1 of Title 1."

BACKGROUND

On November 8, 2006 the Kindergarten University Public Education Facilities Bond Act of 2006 (Proposition 1D) took effect and established the CTEFP within the SFP and made \$500 million available for CTEFP projects. Due to the anticipated high interest in the program and to make it equitably available to as many applicants as possible statewide, the Board established funding cycles with specific amounts of funding allocated to each cycle. It also established a funding matrix system to ensure that the funds were divided among different geographic locales and service regions. Within the first two funding cycles, funds were distributed by Service Region, and projects were funded in order of CDE score and geographical locale. For the third and any subsequent cycles, regulations prescribe that projects will be ordered by CDE score and geographic locale. The first cycle had \$350 million allotted and the second had \$150 million allotted. At the end of the second cycle, sufficient funds remained to hold a third funding cycle, which was oversubscribed.

From 2006 to 2014, the Board held three funding cycles where \$466.7 million was allocated to construct new, or modernize existing facilities for career technical education programs and to purchase equipment for these programs. As of August 23, 2017 and upon Board approval of the Consent Agenda, the CTEFP Proposition 1D fund balance will be \$2.4 million due to returned funds.

On June 20, 2014 Chapter 39, Statutes of 2014 (Senate Bill 869), was signed into law. The new law restricted the Board's authority to approve any CTEFP projects on or after January 1, 2015 and established EC Sections 17078.73 and 101012(a)(4)(B). In accordance with the new statute, the Board adopted amendments to SFP Regulation Sections 1859.190, 1859.195(c), and 1859.198 to reflect the cessation of CTEFP project approvals and to formalize how funds returning to the program would be allocated.

Proposition 51 provided \$500 million in bond authority for CTEFP to continue the program. Therefore, EC Section 17078.73 was repealed by Chapter 15, Statutes of 2017 (Assembly Bill 99) on June 27, 2017. In accordance with this change in statute, Staff is presenting conforming regulatory amendments for the Board's consideration.

STAFF ANALYSIS/STATEMENTS

Considering that Proposition 51 provided \$500 million to continue the CTEFP and the statutory restrictions on approving CTEFP projects have been repealed, Staff is presenting dates for future funding cycles for the Board's consideration. In order to be eligible for funding, statute requires that CTEFP projects must first be evaluated by CDE. Therefore, Staff has collaborated with CDE to determine potential dates/timeframes for the fourth and fifth funding cycles and prepared regulatory amendments to address the changes in statute.

Disposition of Proposition 1D CTEFP Funds

In accordance with the provisions of EC Section 101012(a)(4)(B), the Board amended SFP Regulation Section 1859.190 to allow any funds remaining in the CTEFP account to be allocated to New Construction and Modernization projects in order of receipt with health and safety projects receiving first priority. Staff administered this regulation as adopted for the last two years. With the passage of Proposition 51 in November 2016, and the repeal of EC Section 17078.73 on June 27, 2017, Staff is recommending the Board allocate all remaining CTEFP funds and future recovered funds, such as loan repayments, to future CTEFP projects. Upon approval of the August 23, 2017 agenda, the available balance in the Proposition 1D CTEFP account will be \$2.4 million. Staff has prepared regulatory amendments to retain the Proposition 1D funds to the CTEFP account.

STAFF ANALYSIS/STATEMENTS (cont.)

Proposed Funding Cycles: Allotments and Schedules

Funding cycles for CTEFP occur in two steps. First, applicants must submit a grant application to CDE and receive a score. If a minimum passing score is achieved, the applicant is eligible to submit a funding application to the Office of Public School Construction (OPSC). In considering timing for new funding cycles, Staff acknowledges that some applicants may have viable projects that are ready and others may need more time to develop complete grant and funding applications to be successful.

The Board could consider adopting funding cycle schedules to accommodate these considerations. Knowing the future schedule of other funding cycles would allow districts time to carefully plan their submittals if they are still in the early stages of development. In the past, the Board allocated a maximum amount of bond authority to each funding cycle. Doing so now could ensure that funding is available for future cycles creating broader opportunity for all potential applicants.

Under Proposition 1D, OPSC held three funding cycles. Staff proposes opening the first funding cycle under Proposition 51 (the fourth CTEFP funding cycle) on September 27, 2017 with program applications submitted to CDE on or before November 29, 2017. Those with passing scores would submit funding applications to OPSC by February 21, 2018. For this initial Proposition 51 funding cycle, Staff recommends the Board make a maximum of \$125 million available.

Fourth Funding Cycle Key Dates

OPSC Staff collaborated with CDE to develop the schedule listed below for the fourth funding cycle of the CTEFP:

- CDE Grant Applications submitted to CDE September 27, 2017 through November 29, 2017.
- Grant Application scores published by CDE February 14, 2018.
- Application for *Career Technical Education Facility Funding* (Form SAB 50-10) due to OPSC by close of business February 21, 2018.
- Presentation to the Board by June 2018.

In addition, Staff proposes adopting a schedule for the fifth CTEFP funding cycle to begin no later than September 2018 with a maximum allocation of \$125 million to provide applicants with more opportunity to fully develop a project. OPSC and CDE staff will provide more specific dates regarding the fifth cycle in 2018.

The remaining \$250 million in CTEFP funds from Proposition 51 will be announced and made available in a future funding cycle(s).

District Matching Funds

Districts applying for funds in the CTEFP may use any source to provide their own matching funds for the CTEFP grants with one exception. The district's matching share shall not be provided from any funds from another state or federal program. Other state and federal programs may include, but are not limited to the following:

- Career Technical Education Incentive Grant Program
- Career Technical Education Pathways Trust Program
- Career Technical Education Initiative Program
- Perkins Federal Career and Technical Education Grant Program

STAFF ANALYSIS/STATEMENTS (cont.)

Proposed Regulatory Amendments

In order to open funding cycles and accept applications for CTEFP, Staff is presenting the following amendments to be adopted by the Board:

SFP Regulation Section 1859.190 - General

Staff proposes deleting the statement in this section that states that the Board shall not approve any CTEFP projects pursuant to EC 17078.73. Staff is also proposing to delete the language pertaining to the treatment of funds returning to CTEFP.

SFP Regulation Section 1859.194 – Career Technical Education Facilities Program Matching Share Requirement

Staff proposes amending this section to state that funds generated from other state or federal grant programs, such as the Career Technical Education Incentive Grant Program cannot be used as a local match.

SFP Regulation Section 1859.195(c) - Career Technical Education Facilities Project Apportionment

Staff proposes amending this section to provide the Board the flexibility to establish subsequent cycles, as it deems necessary and practical.

SFP Regulation Section 1859.198 - Time Limit on Apportionment and Substantial Progress

Staff proposes amending this section to allow funds being returned to the program as a result of a project being rescinded or reduced to costs incurred to be available for Apportionment in subsequent cycles.

The full text of these regulatory amendments is included as an Attachment.

RECOMMENDATIONS

1. Adopt regulatory amendments as shown in the Attachment. Authorize the Executive Officer to file the proposed regulations with the Office of Administrative Law on an emergency basis.
2. Require that applications for Career Technical Education Facilities Project Funding for the fourth funding cycle be submitted to OPSC by February 21, 2018.
3. Allocate a maximum of \$125 million to fund eligible projects received in the fourth CTEFP funding cycle.
4. Require that the Career Technical Education Facilities Project Funding for the fifth funding cycle begin no later than September 2018.
5. Allocate a maximum of \$125 million to fund eligible projects received in the fifth CTEFP funding cycle.

BOARD ACTION

In considering this Item, the SAB adopted the staff's recommendations, including the modified language for the proposed regulatory amendments to Regulation Section 1859.194 as follows:

“ Notwithstanding local match sources previously identified in this paragraph, a grant recipient's local match shall not include funding from any state or federal sources that provide funding for Career Technical Education including, but not limited to the Career Technical Education Incentive Grant Program, the Career Technical Education Pathways Trust Program, the Career Technical Education Initiative and the Perkins Federal Career and Technical Education Grant Program.”

ATTACHMENT

Section 1859.190. General.

...

~~On or after January 1, 2015, the Board shall not approve any Career Technical Education Facility projects pursuant to Education Code Section 17078.73.~~

~~Funds in the Career Technical Education Facilities Program account on or after January 1, 2015 shall be made available to Approved Applications pursuant to Section 1859.93(a) or Section 1859.93.1(a) in order of receipt pursuant to Education Code Sections 17075.15(a) and (b). Funds remaining in excess of the aforementioned Approved Applications shall be allocated as follows:~~

- ~~(a) 50 percent to Approved Applications pursuant to Section 1859.93(b); and,~~
- ~~(b) 50 percent to Approved Applications pursuant to Section 1859.93.1(b).~~

Note: Authority cited: Sections 17070.35 and 17078.72(k), Education Code.

Reference: Sections 17078.72, ~~17078.73~~, and 101012(a)(4), and 101122(a)(4), Education Code.

Section 1859.194. Career Technical Education Facilities Program Matching Share Requirement.

Any funding provided by these regulations, including funding as prescribed in Sections 1859.71.6 and 1859.77.4, shall require an applicant matching share contribution on a dollar-for-dollar basis. The applicant matching share may come from any source including, but not limited to, private industry groups, school districts, county offices of education, and joint powers authorities, excluding funds from another state or federal grant program including, but not limited to, the Career Technical Education Incentive Grant Program, the Career Technical Education Pathways Trust Program, the Career Technical Education Initiative and the Perkins Federal Career and Technical Education Grant Program.

...

Note: Authority cited: Sections 17070.35, 17078.72(k), and 17078.72(l), Education Code.

Reference: Sections 17076.10 and 17078.72, Education Code.

Section 1859.195. Career Technical Education Facilities Project Apportionment...

- (c) ~~On or after January 1, 2015, the Board may no longer apportion any or all remaining available Career Technical Education Facilities funds in subsequent cycles, as deemed necessary and practical by the Board pursuant to Education Code Section 17078.73.~~ The Board may apportion any or all remaining available Career Technical Education Facilities funds in subsequent cycles, as deemed necessary and practical by the Board.

Note: Authority cited: Sections 17070.35 and 17078.72(k), Education Code.

Reference: Section 17078.72 and ~~17078.73~~, Education Code.

Section 1859.198. Time Limit on Apportionment and Substantial Progress.

...

~~On or after January 1, 2015, any Career Technical Education Facilities Project funds returned due to projects being rescinded or reduced to cost incurred shall no longer be made available for apportionment in subsequent funding cycles pursuant to Education Code Section 17078.73.~~

ATTACHMENT

Any Career Technical Education Facilities Project funds returned due to projects being rescinded or reduced to cost incurred shall be made available for Apportionment in subsequent funding cycles.

Note: Authority cited: Sections 17070.35 and 17078.72(k), Education Code.

Reference: Section 17078.72, ~~17078.73~~, and ~~101012(a)(4)~~, and 101122(a)(4), Education Code.

THE SCHOOL FACILITY PROGRAM
APPLICATION PROCESSING REGULATORY
AMENDMENTS ACTION ITEM
HAS BEEN WITHDRAWN

Tentative Workload
September 6, 2017 – Consent ONLY

Tentative Workload

October 25, 2017

ACTION ITEMS

REPORTS, DISCUSSION and INFORMATION ITEMS

Report on Status of Projects with Expired State Agency Approvals
Standard Information Items

FINANCIAL REPORTS

Status of Fund Releases
Status of Funds

Tentative Workload

November/December 2017

ACTION ITEMS

REPORTS, DISCUSSION and INFORMATION ITEMS

Standard Information Items

FINANCIAL REPORTS

Status of Fund Releases
Status of Funds

APPEALS Received as of August 15, 2017

Appeal Received Date	District	Tentative SAB Date*	Description
6/5/2017	Alisal Union School District/ Monterey	9/2017	District does not concur with the findings for the closeout review regarding funds available for its matching share under the Financial Hardship program for multiple projects.
6/8/2017	Corona-Norco Unified School District/ Riverside	9/2017	District does not concur with the findings for the closeout review of hazardous materials removal.
6/8/2017	Carlsbad Unified School District/ San Diego	9/2017	District does not concur with the findings for the closeout review of hazardous materials removal.
6/15/2017	Merced County Office of Education/ Merced	9/2017	District does not concur with the findings for the closeout review.
6/16/2017	Corona-Norco Unified School District/ Riverside	10/2017	District does not concur with the findings for the closeout review of site acquisition expenditures.
6/19/2017	Romoland School District/ Riverside	10/2017	District does not concur with the findings for the closeout review of site acquisition expenditures.
6/22/17	Arcadia Unified School District/ Los Angeles	10/2017	District is requesting consideration of additional expenditures previously not reported on the Form SAB 50-06.
6/27/17	Los Angeles Unified School District/ Los Angeles	10/2017	District does not concur with the findings for the closeout review of site acquisition expenditures and an increase to its original apportionment.
6/29/17	San Marcos Unified School District/ San Diego	10/2017	District does not concur with the findings for the closeout review of site acquisition expenditures.
6/30/17	Roberts Ferry Elementary School District/ Stanislaus	12/2017	District does not concur with the findings for the closeout review.

APPEALS Received as of August 15, 2017

Appeal Received Date	District	Tentative SAB Date*	Description
7/3/17	Los Angeles Unified School District/ Los Angeles	12/2017	District does not concur with the findings for the closeout review of site acquisition expenditures and an increase to its original apportionment.
7/3/17	San Bernardino City Unified School District/ San Bernardino	12/2017	District does not concur with the findings for the closeout review of multiple projects.
7/10/17	Merced Union High Sschool District/ Merced	12/2017	District is requesting an extension to supply additional documents related to a close out review.
7/12/17	Menlo Park City School District/ San Mateo	12/2017	District does not concur with the findings for the closeout review of hazardous materials removal.
7/17/17	Tulare City School District/Tulare	12/2017	District does not concur with the findings for a closeout review and requesting that additional expenditures be recognized.
8/1/17	Los Angeles Unified School District/ Los Angeles	12/2017	District does not concur with the findings for the closeout review of hazardous materials removal.
8/4/17	ABC Unified School District/ Los Angeles	12/2017	District does not concur with the findings for the closeout review of a Career Technical Education Facilities Program project.
8/14/17	Garden Grove Unified School District/ Orange	12/2017	District does not concur with the findings for the closeout review of a modernization project.

*Please note: Tentative SAB Date is not a guaranteed meeting date and may be subject to change.

STATE ALLOCATION BOARD MEETING DATES

The State Allocation Board (SAB) meeting dates for the 2017 calendar year are as follows:

<u>Board Date</u>	<u>Type of Meeting</u>
June 28, 2017*	Monthly (Consent/Appeals/Action)
July 26, 2017*	Monthly (Consent/Appeals/Action) Canceled
August 23, 2017*	Monthly (Consent/Appeals/Action)
September 6, 2017	Monthly (Consent/Appeals/Action)
September 27, 2017*	Monthly (Consent/Appeals/Action) Rescheduled
October 25, 2017*	Monthly (Consent/Appeals/Action)
December 2017*	Monthly (Consent/Appeals/Action)

*The projected dates and time will be determined upon the discussion with the Vice-Chair and Chair based on workload.

The SAB meets in different rooms within the State Capitol at 4:00 p.m. when the State Legislature is in session and at 2:00 p.m. when the State Legislature is out on recess. Due to scheduling changes within the Legislature, some of the SAB meetings may be canceled or changed with short notice.

INFORMATION ITEM

SCHOOL FACILITY PROGRAM NEW CONSTRUCTION AND MODERNIZATION UNFUNDED LIST (as of July 24, 2017)

The New Construction and Modernization projects on this list have received an “unfunded” approval by the State Allocation Board (SAB). Note that an “unfunded” approval does not guarantee a future apportionment by the SAB.

Published monthly in the SAB Agenda.

This report is also on the OPSC Web site at:
www.dgs.ca.gov/opsc

Unfunded Approvals as of
July 24, 2017 SAB

County	School District	Application Number	Program	Approval	Received Date	SAB Unfunded Approval	Financial Hardship Apportionment	Loan	State Share	Total Apportionment	Cumulative Amount	Submitted Certification Letter May 2017
PLUMAS	PLUMAS UNIFIED	58/66969-00-001	Rehabilitation	G	10/1/2016	1/25/2017	0.00	0.00	684,432.00	684,432.00	684,432.00	Yes
PLUMAS	PLUMAS UNIFIED	58/66969-00-001	Rehabilitation	G	10/1/2016	4/24/2017	0.00	0.00	153.00	153.00	684,585.00	Yes
LOS ANGELES	BEVERLY HILLS UNIFIED	51/64311-00-005	Facility Hardship	G	6/27/2016	4/24/2017	0.00	0.00	6,547,668.00	6,547,668.00	7,232,253.00	Yes
HUMBOLDT	SCOTIA UNION ELEMENTARY	58/63024-00-005	Rehabilitation	G	7/26/2016	4/24/2017	357,012.00	0.00	797,874.00	1,154,886.00	8,387,139.00	Yes
SANTA BARBARA	SANTA BARBARA UNIFIED	51/76786-00-001	Facility Hardship	G	12/22/2016	6/5/2017	0.00	0.00	6,353,166.00	6,353,166.00	14,740,305.00	Yes
LOS ANGELES	LANCASTER ELEMENTARY	58/64667-00-001	Rehabilitation	G	1/11/2017	6/5/2017	0.00	0.00	323,472.00	323,472.00	15,063,777.00	Yes
CONTRA COSTA	WEST CONTRA COSTA UNIFIED	58/61796-00-008	Rehabilitation	G	2/13/2017	6/5/2017	0.00	0.00	5,341,020.00	5,341,020.00	20,404,797.00	Yes
ALAMEDA	ALAMEDA CITY UNIFIED	51/61119-01-001	Facility Hardship	G	2/15/2017	6/5/2017	0.00	0.00	16,072,768.00	16,072,768.00	36,477,565.00	Yes
SAN DIEGO	FALLBROOK UNION ELEMENTARY	51/68114-00-002	Facility Hardship	G	9/23/2016	7/24/2017	0.00	0.00	708,543.00	708,543.00	37,186,108.00	n/a
ALAMEDA	SAN LORENZO UNIFIED	54/61309-00-002	Charter	G	6/5/2007	4/24/2017	0.00	230,951.90	230,951.90	461,903.80	37,648,011.80	Yes
LOS ANGELES	LOS ANGELES UNIFIED	57/64733-00-585	Modernization	G	5/10/2012	6/5/2017	0.00	0.00	7,311,673.00	7,311,673.00	44,959,684.80	Yes
LOS ANGELES	LOS ANGELES UNIFIED	57/64733-16-010	Modernization	G	5/10/2012	6/5/2017	0.00	0.00	913,941.00	913,941.00	45,873,625.80	Yes
ORANGE	PLACENTIA-YORBA LINDA UNIFIED	57/66647-00-033	Modernization	G	5/10/2012	6/5/2017	0.00	0.00	1,758,421.00	1,758,421.00	47,632,046.80	Yes
ORANGE	SANTA ANA UNIFIED	57/66670-00-052	Modernization	G	5/11/2012	6/5/2017	0.00	0.00	3,220,891.00	3,220,891.00	50,852,937.80	Yes
FRESNO	FRESNO UNIFIED	57/62166-00-137	Modernization	G	5/15/2012	6/5/2017	0.00	0.00	4,488,621.00	4,488,621.00	55,341,558.80	Yes
KERN	SIERRA SANDS UNIFIED	57/73742-00-008	Modernization	G	5/15/2012	6/5/2017	0.00	0.00	5,042,273.00	5,042,273.00	60,383,831.80	Yes
ORANGE	ANAHEIM CITY	57/66423-00-030	Modernization	G	5/17/2012	6/5/2017	0.00	0.00	4,997,913.00	4,997,913.00	65,381,744.80	Yes
FRESNO	CENTRAL UNIFIED	57/73965-00-006	Modernization	G	5/17/2012	6/5/2017	0.00	0.00	1,502,290.00	1,502,290.00	66,884,034.80	Yes
SAN JOAQUIN	STOCKTON UNIFIED	57/68676-00-034	Modernization	G	5/21/2012	6/5/2017	0.00	0.00	700,708.00	700,708.00	67,584,742.80	Yes
SAN DIEGO	SANTEE ELEMENTARY	57/68361-00-010	Modernization	G	5/25/2012	6/5/2017	0.00	0.00	259,210.00	259,210.00	67,843,952.80	Yes
LOS ANGELES	LOS ANGELES UNIFIED	57/64733-37-006	Modernization	G	5/29/2012	6/5/2017	0.00	0.00	372,000.00	372,000.00	68,215,952.80	Yes
MARIN	LARKSPUR ELEMENTARY	57/65367-00-003	Modernization	G	5/30/2012	6/5/2017	0.00	0.00	716,504.00	716,504.00	68,932,456.80	Yes
CONTRA COSTA	PITTSBURG UNIFIED	57/61788-00-009	Modernization	G	5/31/2012	6/5/2017	0.00	0.00	3,272,108.00	3,272,108.00	72,204,564.80	Yes
SAN DIEGO	GROSSMONT UNION HIGH	57/68130-00-018	Modernization	G	6/1/2012	6/5/2017	0.00	0.00	1,943,275.00	1,943,275.00	74,147,839.80	Yes
SAN JOAQUIN	STOCKTON UNIFIED	57/68676-00-035	Modernization	G	6/4/2012	6/5/2017	0.00	0.00	136,160.00	136,160.00	74,283,999.80	Yes
SAN DIEGO	CARLSBAD UNIFIED	57/73551-00-009	Modernization	G	6/8/2012	6/5/2017	0.00	0.00	2,306,842.00	2,306,842.00	76,590,841.80	Yes
HUMBOLDT	EUREKA CITY UNIFIED	57/75515-00-011	Modernization	G	6/8/2012	6/5/2017	0.00	0.00	364,590.00	364,590.00	76,955,431.80	Yes
MARIN	LARKSPUR ELEMENTARY	57/65367-00-004	Modernization	G	6/12/2012	6/5/2017	0.00	0.00	1,067,285.00	1,067,285.00	78,022,716.80	Yes
FRESNO	WASHINGTON UNIFIED	57/76778-00-001	Modernization	G	6/12/2012	6/5/2017	0.00	0.00	5,906,065.00	5,906,065.00	83,928,781.80	Yes
EL DORADO	LAKE TAHOE UNIFIED	57/61903-00-007	Modernization	G	6/14/2012	6/5/2017	0.00	0.00	1,349,545.00	1,349,545.00	85,278,326.80	Yes
MENDOCINO	ANDERSON VALLEY UNIFIED	57/65540-00-003	Modernization	G	6/14/2012	6/5/2017	0.00	0.00	138,911.00	138,911.00	85,417,237.80	Yes
MENDOCINO	ANDERSON VALLEY UNIFIED	57/65540-00-004	Modernization	G	6/14/2012	6/5/2017	0.00	0.00	615,885.00	615,885.00	86,033,122.80	Yes
SAN DIEGO	CAJON VALLEY UNION ELEMENTARY	57/67991-00-009	Modernization	G	6/14/2012	6/5/2017	0.00	0.00	861,779.00	861,779.00	86,894,901.80	Yes
LOS ANGELES	ALHAMBRA UNIFIED	57/75713-00-026	Modernization	G	6/18/2012	6/5/2017	0.00	0.00	670,985.00	670,985.00	87,565,886.80	Yes
LOS ANGELES	LOS ANGELES UNIFIED	57/64733-00-586	Modernization	G	6/20/2012	6/5/2017	0.00	0.00	1,872,505.00	1,872,505.00	89,438,391.80	Yes
LOS ANGELES	LOS ANGELES UNIFIED	57/64733-00-587	Modernization	G	6/20/2012	6/5/2017	0.00	0.00	1,451,872.00	1,451,872.00	90,890,263.80	Yes
LOS ANGELES	LOS ANGELES UNIFIED	57/64733-00-588	Modernization	G	6/20/2012	6/5/2017	0.00	0.00	835,808.00	835,808.00	91,726,071.80	Yes
LOS ANGELES	LOS ANGELES UNIFIED	57/64733-17-012	Modernization	G	6/20/2012	6/5/2017	0.00	0.00	1,457,897.00	1,457,897.00	93,183,968.80	Yes
LOS ANGELES	LOS ANGELES UNIFIED	57/64733-32-022	Modernization	G	6/20/2012	6/5/2017	0.00	0.00	4,990,641.00	4,990,641.00	98,174,609.80	Yes
LOS ANGELES	LOS ANGELES UNIFIED	57/64733-41-005	Modernization	G	6/20/2012	6/5/2017	0.00	0.00	2,708,281.00	2,708,281.00	100,882,890.80	Yes
FRESNO	FRESNO UNIFIED	57/62166-00-138	Modernization	G	6/21/2012	6/5/2017	0.00	0.00	3,550,501.00	3,550,501.00	104,433,391.80	Yes
GLENN	ORLAND JOINT UNIFIED	57/75481-00-005	Modernization	G	6/22/2012	6/5/2017	0.00	0.00	1,853,085.00	1,853,085.00	106,286,476.80	Yes
SACRAMENTO	SAN JUAN UNIFIED	57/67447-00-058	Modernization	G	6/27/2012	6/5/2017	0.00	0.00	454,883.00	454,883.00	106,741,359.80	Yes
SANTA CLARA	EAST SIDE UNION HIGH	57/69427-00-033	Modernization	G	6/27/2012	6/5/2017	0.00	0.00	4,219,003.00	4,219,003.00	110,960,362.80	Yes
SAN DIEGO	SANTEE ELEMENTARY	57/68361-00-011	Modernization	G	6/29/2012	6/5/2017	0.00	0.00	2,256,120.00	2,256,120.00	113,216,482.80	Yes
SONOMA	RINCON VALLEY UNION ELEMENTARY	57/70896-00-008	Modernization	G	7/2/2012	6/5/2017	0.00	0.00	1,478,771.00	1,478,771.00	114,695,253.80	Yes
FRESNO	CENTRAL UNIFIED	57/73965-00-007	Modernization	G	7/3/2012	6/5/2017	0.00	0.00	2,147,664.00	2,147,664.00	116,842,917.80	Yes
SAN DIEGO	CAJON VALLEY UNION ELEMENTARY	57/67991-00-010	Modernization	G	7/5/2012	6/5/2017	0.00	0.00	2,131,010.00	2,131,010.00	118,973,927.80	Yes
SAN MATEO	BELMONT-REDWOOD SHORES ELEMENTARY	57/68866-00-009	Modernization	G	7/5/2012	6/5/2017	0.00	0.00	1,393,431.00	1,393,431.00	120,367,358.80	Yes
BUTTE	MANZANITA ELEMENTARY	57/61499-00-001	Modernization	D	7/10/2012	6/5/2017	91,301.00	0.00	136,951.00	228,252.00	120,595,610.80	Yes
LOS ANGELES	LOS ANGELES UNIFIED	57/64733-00-589	Modernization	G	7/10/2012	6/5/2017	0.00	0.00	1,017,899.00	1,017,899.00	121,613,509.80	Yes
LOS ANGELES	LOS ANGELES UNIFIED	57/64733-00-590	Modernization	G	7/10/2012	6/5/2017	0.00	0.00	2,223,370.00	2,223,370.00	123,836,879.80	Yes
LOS ANGELES	LOS ANGELES UNIFIED	57/64733-00-592	Modernization	G	7/10/2012	6/5/2017	0.00	0.00	1,643,967.00	1,643,967.00	125,480,846.80	Yes
LOS ANGELES	LOS ANGELES UNIFIED	57/64733-39-007	Modernization	G	7/10/2012	6/5/2017	0.00	0.00	2,206,184.00	2,206,184.00	127,687,030.80	Yes

Unfunded Approvals as of
July 24, 2017 SAB

County	School District	Application Number	Program	Approval	Received Date	SAB Unfunded Approval	Financial Hardship Apportionment	Loan	State Share	Total Apportionment	Cumulative Amount	Submitted Certification Letter May 2017
LOS ANGELES	LOS ANGELES UNIFIED	57/64733-61-009	Modernization	G	7/10/2012	6/5/2017	0.00	0.00	4,479,450.00	4,479,450.00	132,166,480.80	Yes
CONTRA COSTA	WEST CONTRA COSTA UNIFIED	57/61796-00-044	Modernization	G	7/11/2012	6/5/2017	0.00	0.00	1,101,173.00	1,101,173.00	133,267,653.80	Yes
LOS ANGELES	LOS ANGELES UNIFIED	57/64733-00-594	Modernization	G	7/11/2012	6/5/2017	0.00	0.00	746,327.00	746,327.00	134,013,980.80	Yes
LOS ANGELES	LOS ANGELES UNIFIED	57/64733-00-595	Modernization	G	7/11/2012	6/5/2017	0.00	0.00	1,157,123.00	1,157,123.00	135,171,103.80	Yes
LOS ANGELES	LOS ANGELES UNIFIED	57/64733-16-011	Modernization	G	7/11/2012	6/5/2017	0.00	0.00	1,138,224.00	1,138,224.00	136,309,327.80	Yes
SAN DIEGO	SANTEE ELEMENTARY	57/68361-00-012	Modernization	G	7/19/2012	6/5/2017	0.00	0.00	422,704.00	422,704.00	136,732,031.80	No
ALAMEDA	OAKLAND UNIFIED	57/61259-00-070	Modernization	G	7/20/2012	6/5/2017	0.00	0.00	261,354.00	261,354.00	136,993,385.80	Yes
CONTRA COSTA	WEST CONTRA COSTA UNIFIED	57/61796-00-045	Modernization	G	7/23/2012	6/5/2017	0.00	0.00	2,071,166.00	2,071,166.00	139,064,551.80	Yes
FRESNO	FRESNO UNIFIED	57/62166-00-139	Modernization	G	7/30/2012	6/5/2017	0.00	0.00	1,720,850.00	1,720,850.00	140,785,401.80	Yes
LOS ANGELES	BALDWIN PARK UNIFIED	57/64287-00-016	Modernization	G	7/30/2012	6/5/2017	0.00	0.00	402,829.00	402,829.00	141,188,230.80	Yes
SAN DIEGO	SAN DIEGO UNIFIED	57/68338-00-229	Modernization	G	7/31/2012	6/5/2017	0.00	0.00	2,237,882.00	2,237,882.00	143,426,112.80	Yes
LOS ANGELES	CENTINELA VALLEY UNION HIGH	57/64352-00-005	Modernization	G	8/1/2012	6/5/2017	0.00	0.00	1,452,253.00	1,452,253.00	144,878,365.80	Yes
LOS ANGELES	ALHAMBRA UNIFIED	57/75713-00-027	Modernization	G	8/7/2012	6/5/2017	0.00	0.00	421,128.00	421,128.00	145,299,493.80	Yes
MONTEREY	MONTEREY COUNTY OFFICE OF EDUCATION	57/10272-00-001	Modernization	D	8/8/2012	6/5/2017	0.00	0.00	153,819.00	153,819.00	145,453,312.80	No
ORANGE	SAVANNA ELEMENTARY	57/66696-00-003	Modernization	G	8/13/2012	6/5/2017	0.00	0.00	2,869,227.00	2,869,227.00	148,322,539.80	Yes
NAPA	CALISTOGA JOINT UNIFIED	57/66241-00-003	Modernization	G	8/16/2012	6/5/2017	0.00	0.00	442,693.00	442,693.00	148,765,232.80	Yes
BUTTE	CHICO UNIFIED	57/61424-00-004	Modernization	G	8/17/2012	6/5/2017	0.00	0.00	3,439,355.00	3,439,355.00	152,204,587.80	Yes
CONTRA COSTA	MARTINEZ UNIFIED	57/61739-00-007	Modernization	G	8/17/2012	6/5/2017	0.00	0.00	2,304,026.00	2,304,026.00	154,508,613.80	Yes
LOS ANGELES	CENTINELA VALLEY UNION HIGH	57/64352-00-004	Modernization	G	8/21/2012	6/5/2017	0.00	0.00	3,193,909.00	3,193,909.00	157,702,522.80	Yes
VENTURA	SIMI VALLEY UNIFIED	57/72603-00-029	Modernization	G	8/28/2012	6/5/2017	0.00	0.00	2,993,640.00	2,993,640.00	160,696,162.80	Yes
GLENN	LAKE ELEMENTARY	57/62596-00-001	Modernization	G	9/11/2012	6/5/2017	308,808.00	0.00	644,216.00	953,024.00	161,649,186.80	Yes
FRESNO	FRESNO UNIFIED	57/62166-00-140	Modernization	G	9/19/2012	6/5/2017	0.00	0.00	1,961,579.00	1,961,579.00	163,610,765.80	Yes
FRESNO	FRESNO UNIFIED	57/62166-00-141	Modernization	G	9/19/2012	6/5/2017	0.00	0.00	5,531,483.00	5,531,483.00	169,142,248.80	Yes
LOS ANGELES	LOS ANGELES UNIFIED	57/64733-00-597	Modernization	G	9/19/2012	6/5/2017	0.00	0.00	1,032,271.00	1,032,271.00	170,174,519.80	Yes
LOS ANGELES	LOS ANGELES UNIFIED	57/64733-00-598	Modernization	G	9/19/2012	6/5/2017	0.00	0.00	550,676.00	550,676.00	170,725,195.80	Yes
LOS ANGELES	LOS ANGELES UNIFIED	57/64733-00-599	Modernization	G	9/19/2012	6/5/2017	0.00	0.00	437,796.00	437,796.00	171,162,991.80	Yes
LOS ANGELES	LOS ANGELES UNIFIED	57/64733-38-022	Modernization	G	9/19/2012	6/5/2017	0.00	0.00	4,360,668.00	4,360,668.00	175,523,659.80	Yes
LOS ANGELES	LOS ANGELES UNIFIED	57/64733-41-006	Modernization	G	9/19/2012	6/5/2017	0.00	0.00	658,522.00	658,522.00	176,182,181.80	Yes
ORANGE	NEWPORT-MESA UNIFIED	57/66597-00-031	Modernization	G	9/19/2012	6/5/2017	0.00	0.00	786,282.00	786,282.00	176,968,463.80	Yes
ORANGE	BREA-OLINDA UNIFIED	57/66449-00-012	Modernization	G	9/25/2012	6/5/2017	0.00	0.00	1,411,697.00	1,411,697.00	178,380,160.80	Yes
SUTTER	MERIDIAN ELEMENTARY	57/71415-00-001	Modernization	D	10/2/2012	6/5/2017	7,900.00	0.00	44,023.00	51,923.00	178,432,083.80	Yes
TULARE	STRATHMORE UNION ELEMENTARY	57/72157-00-003	Modernization	G	10/3/2012	6/5/2017	1,436,926.00	0.00	2,208,558.00	3,645,484.00	182,077,567.80	Yes
LOS ANGELES	REDONDO BEACH UNIFIED	57/75341-00-019	Modernization	G	10/3/2012	6/5/2017	0.00	0.00	586,806.00	586,806.00	182,664,373.80	Yes
LOS ANGELES	REDONDO BEACH UNIFIED	57/75341-00-020	Modernization	G	10/3/2012	6/5/2017	0.00	0.00	911,821.00	911,821.00	183,576,194.80	Yes
SONOMA	DUNHAM ELEMENTARY	57/70672-00-001	Modernization	G	10/5/2012	6/5/2017	429,203.00	0.00	655,954.00	1,085,157.00	184,661,351.80	Yes
FRESNO	FRESNO UNIFIED	50/62166-00-024	New Construction	G	10/9/2012	6/5/2017	0.00	0.00	15,685,743.00	15,685,743.00	200,347,094.80	Yes
CONTRA COSTA	WEST CONTRA COSTA UNIFIED	57/61796-00-047	Modernization	G	10/11/2012	6/5/2017	0.00	0.00	946,931.00	946,931.00	201,294,025.80	Yes
VENTURA	VENTURA COUNTY OFFICE OF EDUCATION	57/10561-00-004	Modernization	G	10/12/2012	6/5/2017	436,839.00	0.00	655,258.00	1,092,097.00	202,386,122.80	Yes
SAN DIEGO	SAN MARCOS UNIFIED	50/73791-00-013	New Construction	G	10/16/2012	6/5/2017	0.00	0.00	3,457,114.00	3,457,114.00	205,843,236.80	Yes
ORANGE	CYPRESS ELEMENTARY	57/66480-00-004	Modernization	G	10/16/2012	6/5/2017	0.00	0.00	1,955,840.00	1,955,840.00	207,799,076.80	Yes
SANTA BARBARA	SOLVANG ELEMENTARY	57/69336-00-002	Modernization	G	10/16/2012	6/5/2017	0.00	0.00	3,549,252.00	3,549,252.00	211,348,328.80	Yes
ORANGE	NEWPORT-MESA UNIFIED	50/66597-00-015	New Construction	G	10/17/2012	6/5/2017	0.00	0.00	6,708,658.00	6,708,658.00	218,056,986.80	Yes
ORANGE	NEWPORT-MESA UNIFIED	57/66597-00-032	Modernization	G	10/17/2012	6/5/2017	0.00	0.00	640,660.00	640,660.00	218,697,646.80	Yes
ORANGE	NEWPORT-MESA UNIFIED	50/66597-00-016	New Construction	G	10/18/2012	6/5/2017	0.00	0.00	2,303,604.00	2,303,604.00	221,001,250.80	Yes
MENDOCINO	MENDOCINO COUNTY OFFICE OF EDUCATION	57/10231-00-001	Modernization	G	10/22/2012	6/5/2017	0.00	0.00	184,346.00	184,346.00	221,185,596.80	Yes
KERN	BAKERSFIELD CITY ELEMENTARY	50/63321-00-026	New Construction	G	10/24/2012	6/5/2017	0.00	0.00	15,473,429.00	15,473,429.00	236,659,025.80	Yes
KERN	BAKERSFIELD CITY ELEMENTARY	50/63321-00-027	New Construction	G	10/24/2012	6/5/2017	0.00	0.00	10,048,623.00	10,048,623.00	246,707,648.80	Yes
RIVERSIDE	VAL VERDE UNIFIED	50/75242-00-026	New Construction	G	10/24/2012	6/5/2017	0.00	0.00	21,621,701.00	21,621,701.00	268,329,349.80	Yes
VENTURA	SIMI VALLEY UNIFIED	57/72603-00-030	Modernization	G	10/24/2012	6/5/2017	0.00	0.00	1,872,262.00	1,872,262.00	270,201,611.80	Yes
FRESNO	FRESNO UNIFIED	50/62166-00-025	New Construction	G	10/25/2012	6/5/2017	0.00	0.00	1,018,414.00	1,018,414.00	271,220,025.80	Yes
FRESNO	FRESNO UNIFIED	50/62166-00-026	New Construction	G	10/25/2012	6/5/2017	0.00	0.00	546,654.00	546,654.00	271,766,679.80	Yes
ORANGE	NEWPORT-MESA UNIFIED	50/66597-00-017	New Construction	G	10/26/2012	6/5/2017	0.00	0.00	2,312,050.00	2,312,050.00	274,078,729.80	Yes
ORANGE	NEWPORT-MESA UNIFIED	50/66597-00-018	New Construction	G	10/26/2012	6/5/2017	0.00	0.00	6,217,866.00	6,217,866.00	280,296,595.80	Yes
RIVERSIDE	TEMECULA VALLEY UNIFIED	50/75192-00-039	New Construction	G	10/26/2012	6/5/2017	0.00	0.00	1,563,291.00	1,563,291.00	281,859,886.80	Yes

Unfunded Approvals as of
July 24, 2017 SAB

County	School District	Application Number	Program	Approval	Received Date	SAB Unfunded Approval	Financial Hardship Apportionment	Loan	State Share	Total Apportionment	Cumulative Amount	Submitted Certification Letter May 2017
SONOMA	WINDSOR UNIFIED	50/75358-00-014	New Construction	G	10/26/2012	6/5/2017	0.00	0.00	141,044.00	141,044.00	282,000,930.80	Yes
ORANGE	NEWPORT-MESA UNIFIED	57/66597-00-033	Modernization	G	10/26/2012	6/5/2017	0.00	0.00	2,012,214.00	2,012,214.00	284,013,144.80	Yes
SAN MATEO	SEQUOIA UNION HIGH	50/69062-01-003	New Construction	G	10/29/2012	6/5/2017	0.00	0.00	1,478,179.00	1,478,179.00	285,491,323.80	Yes
LOS ANGELES	CULVER CITY UNIFIED	57/64444-00-009	Modernization	G	10/29/2012	6/5/2017	0.00	0.00	2,127,431.00	2,127,431.00	287,618,754.80	Yes
LOS ANGELES	CULVER CITY UNIFIED	57/64444-00-010	Modernization	G	10/29/2012	6/5/2017	0.00	0.00	5,053,092.00	5,053,092.00	292,671,846.80	Yes
SAN MATEO	BURLINGAME ELEMENTARY	57/68882-00-008	Modernization	G	10/29/2012	6/5/2017	0.00	0.00	1,548,512.00	1,548,512.00	294,220,358.80	Yes
RIVERSIDE	CORONA-NORCO UNIFIED	50/67033-00-036	New Construction	G	10/30/2012	6/5/2017	0.00	0.00	683,175.00	683,175.00	294,903,533.80	No
SAN BERNARDINO	VICTOR VALLEY UNION HIGH	50/67934-00-021	New Construction	G	10/30/2012	6/5/2017	0.00	0.00	3,242,878.00	3,242,878.00	298,146,411.80	Yes
SAN BERNARDINO	VICTOR VALLEY UNION HIGH	50/67934-00-022	New Construction	G	10/30/2012	6/5/2017	0.00	0.00	3,360,869.00	3,360,869.00	301,507,280.80	Yes
SANTA CLARA	PALO ALTO UNIFIED	50/69641-00-001	New Construction	G	10/30/2012	6/5/2017	0.00	0.00	4,166,578.00	4,166,578.00	305,673,858.80	Yes
SANTA CLARA	PALO ALTO UNIFIED	50/69641-00-002	New Construction	G	10/30/2012	6/5/2017	0.00	0.00	1,485,437.00	1,485,437.00	307,159,295.80	Yes
SAN DIEGO	SAN MARCOS UNIFIED	50/73791-00-014	New Construction	G	10/30/2012	6/5/2017	0.00	0.00	30,518,867.00	30,518,867.00	337,678,162.80	Yes
SAN MATEO	BELMONT-REDWOOD SHORES ELEMENTARY	57/68866-00-010	Modernization	G	10/30/2012	6/5/2017	0.00	0.00	635,720.00	635,720.00	338,313,882.80	Yes
SANTA CLARA	PALO ALTO UNIFIED	57/69641-00-029	Modernization	G	10/30/2012	6/5/2017	0.00	0.00	635,554.00	635,554.00	338,949,436.80	Yes
SANTA CLARA	PALO ALTO UNIFIED	57/69641-00-030	Modernization	G	10/30/2012	6/5/2017	0.00	0.00	720,787.00	720,787.00	339,670,223.80	Yes
SAN DIEGO	SAN MARCOS UNIFIED	57/73791-00-005	Modernization	G	10/30/2012	6/5/2017	0.00	0.00	2,986,827.00	2,986,827.00	342,657,050.80	Yes
CONTRA COSTA	SAN RAMON VALLEY UNIFIED	50/61804-01-001	New Construction	G	10/31/2012	6/5/2017	0.00	0.00	612,224.00	612,224.00	343,269,274.80	Yes
LOS ANGELES	CENTINELA VALLEY UNION HIGH	50/64352-02-001	New Construction	G	10/31/2012	6/5/2017	0.00	0.00	16,505,991.00	16,505,991.00	359,775,265.80	Yes
LOS ANGELES	PALOS VERDES PENINSULA UNIFIED	50/64865-00-006	New Construction	G	10/31/2012	6/5/2017	0.00	0.00	999,139.00	999,139.00	360,774,404.80	Yes
SAN DIEGO	SOLANA BEACH ELEMENTARY	50/68387-00-002	New Construction	G	10/31/2012	6/5/2017	0.00	0.00	11,562,358.00	11,562,358.00	372,336,762.80	Yes
ORANGE	TUSTIN UNIFIED	50/73643-00-019	New Construction	G	10/31/2012	6/5/2017	0.00	0.00	5,930,954.00	5,930,954.00	378,267,716.80	Yes
SAN JOAQUIN	LAMMERSVILLE JOINT UNIFIED	50/76760-00-006	New Construction	G	10/31/2012	6/5/2017	0.00	0.00	10,815,703.00	10,815,703.00	389,083,419.80	Yes
CONTRA COSTA	SAN RAMON VALLEY UNIFIED	57/61804-00-021	Modernization	G	10/31/2012	6/5/2017	0.00	0.00	505,811.00	505,811.00	389,589,230.80	Yes
CONTRA COSTA	SAN RAMON VALLEY UNIFIED	57/61804-00-022	Modernization	G	10/31/2012	6/5/2017	0.00	0.00	1,588,327.00	1,588,327.00	391,177,557.80	Yes
LOS ANGELES	CENTINELA VALLEY UNION HIGH	57/64352-00-006	Modernization	G	10/31/2012	6/5/2017	0.00	0.00	7,210,103.00	7,210,103.00	398,387,660.80	Yes
LOS ANGELES	PALOS VERDES PENINSULA UNIFIED	57/64865-00-025	Modernization	G	10/31/2012	6/5/2017	0.00	0.00	1,856,645.00	1,856,645.00	400,244,305.80	Yes
LOS ANGELES	WHITTIER UNION HIGH	57/65128-00-021	Modernization	G	10/31/2012	6/5/2017	0.00	0.00	3,178,351.00	3,178,351.00	403,422,656.80	Yes
SANTA CLARA	FRANKLIN-MCKINLEY ELEMENTARY	57/69450-00-009	Modernization	G	10/31/2012	6/5/2017	0.00	0.00	511,489.00	511,489.00	403,934,145.80	Yes
SANTA CLARA	GILROY UNIFIED	57/69484-00-008	Modernization	G	10/31/2012	6/5/2017	0.00	0.00	725,354.00	725,354.00	404,659,499.80	Yes
LOS ANGELES	REDONDO BEACH UNIFIED	57/75341-00-021	Modernization	G	10/31/2012	6/5/2017	0.00	0.00	393,067.00	393,067.00	405,052,566.80	Yes
LOS ANGELES	REDONDO BEACH UNIFIED	57/75341-00-022	Modernization	G	10/31/2012	6/5/2017	0.00	0.00	490,014.00	490,014.00	405,542,580.80	Yes
LOS ANGELES	LOS ANGELES UNIFIED	54/64733-00-064	Charter	G	9/28/2016	6/5/2017	0.00	5,763,689.00	5,763,689.00	11,527,378.00	417,069,958.80	Yes
LOS ANGELES	LOS ANGELES UNIFIED	54/64733-00-073	Charter	G	3/3/2017	6/5/2017	0.00	6,528,225.60	21,992,859.60	28,521,085.20	445,591,044.00	Yes
SANTA CLARA	ALUM ROCK UNION ELEMENTARY	54/69369-00-002	Charter	D	5/30/2014	7/24/2017	0.00	440,359.70	440,359.70	880,719.40	446,471,763.40	n/a
SANTA CLARA	ALUM ROCK UNION ELEMENTARY	54/69369-00-003	Charter	D	5/30/2014	7/24/2017	0.00	25,675.55	25,675.55	51,351.10	446,523,114.50	n/a
Total							3,067,989	12,988,902	430,466,224	446,523,115		

*This Unfunded List (Lack of AB 55 Loans) includes \$0.9 million for 2 projects for Charter School Facilities Program Preliminary Apportionments for Design Funding.

Unfunded Charter Preliminary
As of July 24, 2017 SAB

County	School District	Application Number	Program	Approval	Received Date	SAB Date	Financial Hardship Apportionment	Loan	State Share	Total Apportionment	Prop. 47	Prop. 55	Prop. 1D
Unfunded Charter PA's													
ALAMEDA	OAKLAND UNIFIED	54/61259-09-001	Charter	P	6/1/2007	5/28/2008	0.00	5,956,392.60	5,956,393.05	11,912,785.65	0.00	0.00	11,912,785.65
LOS ANGELES	LOS ANGELES UNIFIED	54/64733-00-049	Charter	P	6/5/2007	5/28/2008	0.00	13,952,449.30	13,952,449.30	27,904,898.60	0.00	0.00	27,904,898.60
LOS ANGELES	LOS ANGELES UNIFIED	54/64733-00-053	Charter	P	6/5/2007	5/28/2008	0.00	4,948,612.30	5,448,612.30	10,397,224.60	0.00	0.00	10,397,224.60
SANTA BARBARA	COLLEGE ELEMENTARY	54/69179-00-001	Charter	P	6/5/2007	5/28/2008	0.00	0.00	4,081,793.60	4,081,793.60	0.00	0.00	4,081,793.60
SAN DIEGO	SAN DIEGO UNIFIED	54/68338-02-002	Charter	P	9/28/2009	7/12/2011	0.00	1,366,254.90	1,366,254.90	2,732,509.80	0.00	0.00	2,732,509.80
ALAMEDA	OAKLAND UNIFIED	54/61259-00-004	Charter	P	5/30/2014	11/25/2014	0.00	5,499,728.10	5,499,728.10	10,999,456.20	0.00	10,999,456.20	0.00
BUTTE	CHICO UNIFIED	54/61424-00-005	Charter	P	4/1/2014	4/15/2015	0.00	249,318.00	249,318.00	498,636.00	0.00	0.00	498,636.00
SONOMA	SANTA ROSA HIGH	54/70920-00-004	Charter	P	4/1/2014	4/15/2015	0.00	4,603,432.50	4,603,432.50	9,206,865.00	0.00	0.00	9,206,865.00
SONOMA	SANTA ROSA HIGH	54/70920-00-003	Charter	P	4/3/2014	4/15/2015	0.00	319,127.40	319,127.40	638,254.80	0.00	0.00	638,254.80
SAN JOAQUIN	TRACY JOINT UNIFIED	54/75499-00-003	Charter	P	4/30/2014	4/15/2015	0.00	0.00	2,221,196.40	2,221,196.40	0.00	0.00	2,221,196.40
SAN JOAQUIN	TRACY JOINT UNIFIED	54/75499-00-004	Charter	P	4/30/2014	4/15/2015	0.00	0.00	1,752,495.30	1,752,495.30	0.00	0.00	1,752,495.30
SANTA CLARA	ALUM ROCK UNION ELEMENTARY	54/69369-00-002	Charter	P	5/30/2014	4/15/2015	0.00	3,963,237.30	3,963,237.30	7,926,474.60	0.00	0.00	7,926,474.60
ALAMEDA	OAKLAND UNIFIED	54/61259-13-002	Charter	P	5/28/2014	5/27/2015	0.00	2,916,055.40	2,916,055.40	5,832,110.80	0.00	0.00	5,832,110.80
ALAMEDA	OAKLAND UNIFIED	54/61259-13-002	Charter	P	5/28/2014	8/26/2015	0.00	8,558,059.50	8,558,059.50	17,116,119.00	0.00	0.00	17,116,119.00
SANTA CLARA	ALUM ROCK UNION ELEMENTARY	54/69369-00-003	Charter	P	5/30/2014	12/9/2015	0.00	231,079.95	231,079.95	462,159.90	0.00	10,660.00	451,499.90
Totals								52,563,747	61,119,233	113,682,980	0	11,010,116	102,672,864

*This Charter Unfunded Preliminary List does not include \$0.9 million for 2 projects for Charter School Facilities Program Preliminary Apportionments for Design Funding.

INFORMATION ITEM

SCHOOL FACILITY PROGRAM OFFICE OF PUBLIC SCHOOL CONSTRUCTION FUNDING WORKLOAD LISTING (Applications Received Through July 31, 2017)

The New Construction and Modernization projects on this list represent completed applications awaiting the Office of Public School Construction processing and scheduling to the State Allocation Board.

This list includes future workload that is identified as:

- Pending reflects workload that has been processed by the OPSC but awaiting further information/documentation from the district.
- Reviewing reflects currently being processed by the OPSC.

Pursuant to SFP Regulation Section 1859.95.1, this list also includes applications that were received, but not reviewed by the Office of Public School Construction (OPSC). This list is presented to the State Allocation Board for acknowledgement.

This list is also available on the Internet and is updated on the first and third Fridays of each month.

www.dgs.ca.gov/opsc

SFP APPLICATIONS
New Construction and Charter School Facilities Program
- Workload as of July 31, 2017 -

District	County	Site Name	Application Number	50-04 Date Received	Estimated State Grant (a)	Financial Hardship (b)
Kings River-Hardwick Union Elementary	Kings	Kings River-Hardwick Elementary	50/63941-00-002	11/19/12	\$ 667,523	\$ 667,523
Rockford Elementary	Tulare	Rockford Elementary	50/72090-00-002	11/19/12	\$ 701,504	\$ 701,504
Fresno County Office of Education	Fresno	Violet Heintz Education Academy	50/10108-00-007	11/20/12	\$ 2,439,009	\$ -
Fowler Unified	Fresno	Casa Blanca Continuation	50/62158-00-001	11/21/12	\$ 1,738,469	\$ -
Alpaugh Unified	Tulare	Alpaugh Junior-Senior High	50/71803-00-002	12/21/12	\$ 2,275,309	\$ 2,275,309
Citrus South Tule Elementary	Tulare	Citrus South Tule Elementary	50/71845-00-002	12/21/12	\$ 128,895	\$ 128,895
Ventura County Office Of Education	Ventura	Camarillo (Adolfo) High	50/10561-00-003	02/04/13	\$ 5,803,079	\$ 5,803,079
Solano County Office Of Education	Solano	T.C. McDaniel Elementary	50/10488-00-032	02/14/13	\$ 3,284,255	\$ 3,284,255
Westside Union	Los Angeles	Anaverde Hills	50/65102-00-004	02/20/13	\$ 18,164,691	\$ -
Los Banos Unified	Merced	Mercey Springs Elementary	50/65755-00-007	04/17/13	\$ 4,949,986	\$ -
Kingsburg Joint Union Elementary	Fresno	Lincoln Elementary	50/62240-00-002	04/23/13	\$ 212,920	\$ 212,920
Kingsburg Joint Union Elementary	Fresno	Roosevelt Elementary	50/62240-00-003	04/23/13	\$ 212,920	\$ 212,920
Kingsburg Joint Union Elementary	Fresno	Washington Elementary	50/62240-00-004	04/23/13	\$ 212,920	\$ 212,920
Kingsburg Joint Union Elementary	Fresno	Rafer Johnson Jr. High	50/62240-00-005	04/23/13	\$ 425,779	\$ 425,779
Kingsburg Joint Union Elementary	Fresno	Reagan Elementary	50/62240-00-006	04/23/13	\$ 212,920	\$ 212,920
Val Verde Unified	Riverside	Southeast High	50/75242-00-029	05/08/13	\$ 11,585,961	\$ -
Val Verde Unified	Riverside	Southeast High	50/75242-00-030	05/08/13	\$ 9,798,631	\$ -
Patterson Joint Unified	Stanislaus	Patterson High	50/71217-00-009	05/15/13	\$ 373,498	\$ -
Val Verde Unified	Riverside	Southeast High	50/75242-00-031	05/20/13	\$ 922,128	\$ -
Chula Vista Elementary	San Diego	Otay Village #11	50/68023-00-011	05/30/13	\$ 11,238,424	\$ -
Kerman Unified	Fresno	Kerman High	50/73999-00-007	06/07/13	\$ 249,573	\$ -
Fremont Unified	Alameda	Mission San Jose High	50/61176-00-004	07/02/13	\$ 3,907,627	\$ -
Desert Sands Unified	Riverside	Indio High	50/67058-00-027	07/11/13	\$ 524,309	\$ -
Martinez Unified	Contra Costa	Alhambra Senior High	50/61739-00-002	07/18/13	\$ 457,419	\$ -
Chaffey Joint Union High	San Bernardino	Ontario High	50/67652-00-015	07/25/13	\$ 7,525,455	\$ -
Long Beach Unified	Los Angeles	Roosevelt Elementary	50/64725-00-016	07/30/13	\$ 4,613,044	\$ -
Corona-Norco Unified	Riverside	Harada Elementary	50/67033-00-037	08/12/13	\$ 1,021,016	\$ -
Corona-Norco Unified	Riverside	Louis VanderMolen Elementary	50/67033-00-038	08/12/13	\$ 831,447	\$ -
Tulare Joint Union High	Tulare	Mission Oak High	50/72249-00-002	08/13/13	\$ 2,947,751	\$ -
Corona-Norco Unified	Riverside	Centennial High	50/67033-00-039	08/15/13	\$ 344,417	\$ -
Clovis Unified	Fresno	Clovis High	50/62117-00-017	08/16/13	\$ 1,259,919	\$ -
Clovis Unified	Fresno	Clovis West High	50/62117-00-018	08/16/13	\$ 7,107,173	\$ -
Mission Union Elementary	Monterey	Mission Elementary	50/66084-00-002	08/16/13	\$ 170,401	\$ 170,401
Fremont Union High	Santa Clara	Cupertino High	50/69468-00-002	08/16/13	\$ 551,858	\$ -
Greenfield Union	Kern	Plantation Elementary	50/63503-00-017	08/20/13	\$ 273,645	\$ -
Belmont-Redwood Shores Elementary	San Mateo	Central Elementary	50/68866-00-005	08/20/13	\$ 675,040	\$ -
Placentia Yorba Linda Unified	Orange	Valencia High	50/66647-00-036	08/23/13	\$ 450,162	\$ -
Irvine Unified	Orange	PA 40 Elementary	50/73650-00-018	08/28/13	\$ 24,224,567	\$ -
Grossmont Union High	San Diego	Merit Academy	50/68130-12-006	08/30/13	\$ 1,677,909	\$ -
Windsor Unified	Sonoma	Brooks Elementary	50/75358-00-015	09/05/13	\$ 2,663,345	\$ -
San Ramon Valley Unified	Contra Costa	Monte Vista High	50/61804-00-037	09/23/13	\$ 3,132,013	\$ -

SFP APPLICATIONS
New Construction and Charter School Facilities Program
- Workload as of July 31, 2017 -

District	County	Site Name	Application Number	50-04 Date Received	Estimated State Grant (a)	Financial Hardship (b)
Solvang Elementary	Santa Barbara	Solvang Elementary	50/69336-00-002	09/23/13	\$ 237,510	\$ -
Lagunita Elementary	Monterey	Lagunita Elementary	50/66076-00-002	09/27/13	\$ 111,308	\$ 111,308
Grossmont Union High	San Diego	Helix High	50/68130-14-004	10/02/13	\$ 1,309,376	\$ -
Mendota Unified	Fresno	New Elementary	50/75127-00-004	10/03/13	\$ 12,116,264	\$ -
Santa Maria Joint Union High	Santa Barbara	Santa Maria High	50/69310-00-004	10/23/13	\$ 7,596,767	\$ -
Ross Valley	Marin	White Hill Middle	50/75002-00-002	10/28/13	\$ 2,921,301	\$ -
Fresno Unified	Fresno	Robinson Elementary	50/62166-00-027	10/31/13	\$ 946,165	\$ -
Fresno Unified	Fresno	McLane High	50/62166-00-028	10/31/13	\$ 6,470,197	\$ -
Burton Elementary	Tulare	New K-8 School	50/71837-00-014	10/31/13	\$ 6,837,953	\$ 6,837,953
Contra Costa County Office of Education	Contra Costa	Special Education Center	50/10074-98-005	12/17/13	\$ 1,068,204	\$ 1,068,204
Lake Elementary	Glenn	Lake Elementary	50/62596-00-001	12/20/13	\$ 3,154,164	\$ 3,154,164
Irvine Unified	Orange	Northwood High	50/73650-00-019	01/10/14	\$ 4,141,489	\$ -
Visalia Unified	Tulare	Visalia Technical Educational Center	50/72256-00-027	02/24/14	\$ 2,496,746	\$ 2,496,746
Maple Elementary	Kern	Maple Elementary	50/63610-00-001	03/06/14	\$ 99,210	\$ 99,210
West Contra Costa Unified	Contra Costa	Valley View Elementary	50/61796-01-001	03/14/14	\$ 2,289,339	\$ -
Amador County Office of Education	Amador	Argonaut High	50/10033-00-003	03/18/14	\$ 739,554	\$ 739,554
Amador County Office of Education	Amador	Plymouth Elementary	50/10033-00-004	03/18/14	\$ 551,617	\$ 551,617
Monterey County Office of Education	Monterey	Salinas Community	50/10272-00-011	03/26/14	\$ 700,972	\$ 700,972
Pleasant View Elementary	Tulare	Pleasant View Elementary	50/72058-00-003	04/01/14	\$ 433,559	\$ 433,559
Fremont Union High	Santa Clara	Monta Vista High	50/69468-00-003	04/16/14	\$ 3,388,867	\$ -
Island Union Elementary	Kings	Island Elementary	50/63933-00-001	04/24/14	\$ 5,532,142	\$ 5,532,142
Island Union Elementary	Kings	Island Elementary	50/63933-00-002	04/24/14	\$ 1,425,764	\$ 1,425,764
Amador County Office of Education	Amador	Jackson Junior High	50/10033-00-002	05/12/14	\$ 1,624,930	\$ 1,624,930
Fresno Unified	Fresno	Easterby Elementary	50/62166-00-029	05/21/14	\$ 545,684	\$ -
Sequoia Union High	San Mateo	Carlmont High	50/69062-01-004	05/21/14	\$ 1,987,633	\$ 1,987,633
Liberty Elementary	Tulare	Liberty Elementary	50/71985-00-002	05/23/14	\$ 871,725	\$ -
Anaheim City	Orange	John Marshall Elementary	50/66423-00-010	06/18/14	\$ 12,144,781	\$ -
Kings Canyon Unified	Fresno	Orange Cove High	50/62265-00-008	06/25/14	\$ 304,817	\$ -
Poway Unified	San Diego	Design 39 Campus	50/68296-00-021	07/03/14	\$ 17,197,527	\$ -
Kings Canyon Joint Unified	Fresno	Orange Cove High	50/62265-00-009	07/09/14	\$ 1,149,263	\$ -
Los Banos Unified	Merced	Los Banos New Elementary	50/65755-00-008	07/11/14	\$ 10,118,173	\$ -
Yuba County Office of Education	Yuba	Thomas E. Mathews Community	50/10587-00-001	07/22/14	\$ 263,909	\$ 263,909
Yuba County Office of Education	Yuba	Goldfield	50/10587-00-002	07/22/14	\$ 100,343	\$ 100,343
Yuba County Office of Education	Yuba	Special Education School 1	50/10587-00-003	07/22/14	\$ 50,171	\$ 50,171
Yuba County Office of Education	Yuba	Special Education School 2	50/10587-00-004	07/22/14	\$ 33,448	\$ 33,448
Yuba County Office of Education	Yuba	Special Education School 3	50/10587-00-005	07/22/14	\$ 50,171	\$ 50,171
Yuba County Office of Education	Yuba	Special Education School 4	50/10587-00-006	07/22/14	\$ 50,171	\$ 50,171
Yuba County Office of Education	Yuba	Special Education School 5	50/10587-00-007	07/22/14	\$ 50,171	\$ 50,171
Yuba County Office of Education	Yuba	Special Education School 6	50/10587-00-008	07/22/14	\$ 50,171	\$ 50,171
Yuba County Office of Education	Yuba	Special Education School 7	50/10587-00-009	07/22/14	\$ 50,171	\$ 50,171
Firebaugh-Las Deltas Unified	Fresno	Mills (Arthur E.) Intermediate	50/73809-00-004	07/31/14	\$ 698,891	\$ -

SFP APPLICATIONS
New Construction and Charter School Facilities Program
- Workload as of July 31, 2017 -

District	County	Site Name	Application Number	50-04 Date Received	Estimated State Grant (a)	Financial Hardship (b)
Marin County Office of Education	Marin	Marin Community	50/10215-00-001	08/14/14	\$ 1,384,599	\$ -
Bakersfield City Elementary	Kern	Dr. Douglas K. Fletcher Elementary	50/63321-00-028	08/14/14	\$ 695,338	\$ -
Bakersfield City Elementary	Kern	Sequoia Middle	50/63321-00-029	08/14/14	\$ 1,712,171	\$ -
Kings Canyon Joint Unified	Fresno	Alta Elementary	50/62265-00-010	08/15/14	\$ 688,536	\$ -
Sequoia Union High	San Mateo	Myrtle Street	50/69062-00-013	08/18/14	\$ 7,776,965	\$ -
San Ramon Valley Unified	Contra Costa	Gale Ranch Middle	50/61804-00-038	08/20/14	\$ 430,669	\$ -
San Ramon Valley Unified	Contra Costa	Dougherty Valley High	50/61804-00-039	08/20/14	\$ 1,443,278	\$ -
Washington Colony Elementary	Fresno	Washington Colony Elementary	50/62513-00-001	08/20/14	\$ 2,041,509	\$ 2,041,509
Templeton Unified	San Luis Obispo	Templeton Elementary	50/68841-00-001	08/20/14	\$ 878,666	\$ -
Oxnard Elementary	Ventura	Southwest (Seabridge)	50/72538-00-010	08/25/14	\$ 1,339,884	\$ 1,339,884
Grossmont Union High	San Diego	Elite Academy	50/68130-13-006	09/02/14	\$ 2,460,690	\$ -
Irvine Unified	Orange	Irvine High	50/73650-00-020	09/02/14	\$ 5,590,756	\$ -
Clovis Unified	Fresno	Clark Intermediate	50/62117-00-019	09/05/14	\$ 3,290,311	\$ -
Dublin Unified	Alameda	J.M. Amador Elementary	50/75093-00-010	09/19/14	\$ 28,892,902	\$ -
Clovis Unified	Fresno	Sierra Vista Elementary	50/62117-00-020	09/23/14	\$ 278,411	\$ -
Ripon Unified	San Joaquin	Weston Elementary	50/68650-00-006	09/25/14	\$ 5,966,707	\$ -
Etiwanda Elementary	San Bernardino	David W. Long Elementary	50/67702-00-014	10/23/14	\$ 1,375,453	\$ -
Newhall Elementary	Los Angeles	Newhall Elementary	50/64832-00-005	10/30/14	\$ 4,665,911	\$ -
Newhall Elementary	Los Angeles	Old Orchard Elementary	50/64832-00-006	10/30/14	\$ 4,193,942	\$ -
Central Unified	Fresno	New High	50/73965-00-018	10/31/14	\$ 41,987,011	\$ -
Oxnard Elementary	Ventura	Harrington Elementary	50/72538-00-011	11/14/14	\$ 9,322,760	\$ -
Plaza Elementary	Glenn	Plaza Elementary	50/62638-00-002	12/03/14	\$ 112,943	\$ 112,943
Liberty Elementary	Tulare	Liberty Elementary	50/71985-00-003	12/03/14	\$ 1,648,176	\$ 1,648,176
Visalia Unified	Tulare	Redwood High	50/72256-00-028	12/03/14	\$ 6,425,099	\$ -
Los Banos Unified	Merced	New Middle	50/65755-00-009	12/23/14	\$ 13,539,672	\$ -
Monterey County Office of Education	Monterey	Salinas Community	50/10272-00-011	12/30/14	\$ 2,450,677	\$ 2,450,677
Manzanita Elementary	Butte	Manzanita Elementary	50/61499-00-003	12/30/14	\$ 2,636,158	\$ 2,636,158
Pixley Union Elementary	Tulare	Pixley Elementary	50/72041-00-002	12/30/14	\$ 2,992,334	\$ 2,992,334
Pixley Union Elementary	Tulare	Pixley Middle	50/72041-00-003	12/30/14	\$ 1,532,724	\$ 1,532,724
Irvine Unified	Orange	Portola Springs High	50/73650-00-021	01/08/15	\$ 121,135,763	\$ -
Ducor Union Elementary	Tulare	Ducor Elementary	50/71894-00-002	01/13/15	\$ 2,233,262	\$ -
Sulphur Springs Union Elementary	Los Angeles	Pinetree Community Elementary	50/65045-00-009	01/28/15	\$ 3,729,603	\$ -
Long Beach Unified	Los Angeles	David Starr Jordan High	50/64725-00-017	02/05/15	\$ 14,485,332	\$ -
Long Beach Unified	Los Angeles	David Starr Jordan High	50/64725-00-018	02/05/15	\$ 8,971,257	\$ -
Oxnard Elementary	Ventura	Drifill Elementary	50/72538-00-012	02/09/15	\$ 1,498,806	\$ -
McFarland Unified	Kern	New Elementary	50/73908-00-010	02/23/15	\$ 7,976,236	\$ -
Elk Grove Unified	Sacramento	Dillard Elementary	50/67314-00-044	03/23/15	\$ 4,694,105	\$ -
Fremont Union High	Santa Clara	Homestead High	50/69468-00-004	03/25/15	\$ 1,919,159	\$ -
Chaffey Joint Union High	San Bernardino	Rancho Cucamonga High	50/67652-00-016	04/03/15	\$ 1,546,963	\$ -
Chaffey Joint Union High	San Bernardino	Etiwanda High	50/67652-00-017	04/03/15	\$ 2,060,959	\$ -
Santa Maria-Bonita	Santa Barbara	Acquistapace	50/69120-00-018	04/10/15	\$ 1,576,344	\$ -

SFP APPLICATIONS
New Construction and Charter School Facilities Program
- Workload as of July 31, 2017 -

District	County	Site Name	Application Number	50-04 Date Received	Estimated State Grant (a)	Financial Hardship (b)
Santa Maria-Bonita	Santa Barbara	Tommie Knust	50/69120-00-019	04/10/15	\$ 3,473,080	\$ -
Irvine Unified	Orange	Portola Springs Elementary	50/73650-00-022	04/13/15	\$ 29,024,728	\$ -
Sulpher Springs Union Elementary	Los Angeles	Valley View Elementary	50/65045-00-010	04/28/15	\$ 5,361,269	\$ -
Irvine Unified	Orange	Beacon Park	50/73650-00-023	04/29/15	\$ 36,311,027	\$ -
Chaffey Joint Union High	San Bernardino	Alta Loma High	50/67652-00-018	05/01/15	\$ 2,586,820	\$ -
Chaffey Joint Union High	San Bernardino	Ontario High	50/67652-00-019	05/07/15	\$ 2,848,286	\$ -
San Dieguito Union High	San Diego	Pacific Trails Middle	50/68346-00-004	05/08/15	\$ 14,162,706	\$ -
Burrel Union Elementary	Fresno	Burrel Elementary	50/62042-00-001	05/22/15	\$ 161,819	\$ 161,819
Temple City Unified	Los Angeles	Doug Sears Learning Center	50/65052-00-002	06/19/15	\$ 421,788	\$ -
Irvine Unified	Orange	Northwood High (Culinary Arts)	50/73650-00-024	07/22/15	\$ 422,315	\$ -
Irvine Unified	Orange	Creekside High (Culinary Arts)	50/73650-00-025	07/22/15	\$ 467,937	\$ -
Sequoia Union High	San Mateo	Menlo-Atherton High	50/69062-01-006	07/29/15	\$ 2,253,052	\$ -
Alisal Union Elementary	Monterey	Bardin Elementary	50/65961-00-009	07/30/15	\$ 1,045,845	\$ 1,045,845
Solano County Office of Education	Solano	Armijo High	50/10488-00-029	08/03/15	\$ 907,859	\$ 907,859
Palm Springs Unified	Riverside	Cielo Vista Charter	50/67173-00-004	08/03/15	\$ 898,611	\$ -
Oxnard Union High	Ventura	Rancho Campana High	50/72546-00-001	08/03/15	\$ 19,007,811	\$ -
San Marcos Unified	San Diego	Double Peak	50/73791-00-015	08/03/15	\$ 33,875,731	\$ -
Irvine Unified	Orange	Jeffrey Trail Middle	50/73650-00-026	08/05/15	\$ 1,084,008	\$ -
Irvine Unified	Orange	Cypress Village Elemetnary	50/73650-00-027	08/05/15	\$ 1,214,046	\$ -
Santa Maria Joint Union High	Santa Barbara	Santa Maria High	50/69310-00-005	08/06/15	\$ 1,318,143	\$ -
Downey Unified	Los Angeles	Warren High	50/64451-00-012	08/12/15	\$ 843,116	\$ -
Fresno Unified	Fresno	Baird Middle	50/62166-00-030	08/17/15	\$ 1,511,477	\$ -
Merced City Elementary	Merced	Charles Wright Elementary	50/65771-00-017	08/17/15	\$ 176,289	\$ -
Merced City Elementary	Merced	John Muir Elementar	50/65771-00-018	08/17/15	\$ 381,806	\$ -
Merced City Elementary	Merced	Burbank Elementary	50/65771-00-019	08/17/15	\$ 352,578	\$ -
Merced City Elementary	Merced	Rivera Elementary	50/65771-00-020	08/17/15	\$ 4,986,205	\$ -
Sanger Unified	Fresno	Sanger High	50/62414-00-015	08/19/15	\$ 911,498	\$ -
Brawley Elementary	Imperial	Barbara Worth Junior High	50/63073-00-001	08/25/15	\$ 1,885,262	\$ -
Larkspur-Corte Madera	Marin	The Cove	50/65367-00-001	08/28/15	\$ 1,458,371	\$ -
Dehesa	San Diego	Dehesa Elementary	50/68049-00-001	08/31/15	\$ 2,307,697	\$ -
Fremont Unified	Alameda	Azeveda (Joseph) Elementary	50/61176-00-005	09/18/15	\$ 1,267,007	\$ -
Fremont Unified	Alameda	Mattos (John G.) Elementary	50/61176-00-006	09/18/15	\$ 1,609,445	\$ -
Santa Maria Joint Union High	Santa Barbara	Pioneer Valley High	50/69310-00-006	09/18/15	\$ 3,096,791	\$ -
Clovis Unified	Fresno	Temperance Clinton Elementary	50/62117-00-021	09/22/15	\$ 11,013,334	\$ -
Newport-Mesa Unified	Orange	Newport Harbor High	50/66597-00-019	09/22/15	\$ 1,958,164	\$ -
Victor Elementary	San Bernardino	Arrowhead Elementary	50/67918-00-010	09/28/15	\$ 8,368,156	\$ -
Grossmont Union High	San Diego	Monte Vista High	50/68130-00-001	10/01/15	\$ 2,354,183	\$ -
Riverdale Joint Unified	Fresno	Riverdale High	50/75408-00-001	10/01/15	\$ 1,807,435	\$ -
Sanger Unified	Fresno	Madison Elementary	50/62414-00-016	10/05/15	\$ 1,074,793	\$ -
Ventura County Office Of Education	Ventura	Gateway Community	50/10561-00-004	10/09/15	\$ 579,414	\$ 579,414
Shiloh Elementary	Stanislaus	Shiloh Elementary	50/71274-00-001	10/19/15	\$ 2,512,441	\$ 2,512,441

SFP APPLICATIONS
New Construction and Charter School Facilities Program
- Workload as of July 31, 2017 -

District	County	Site Name	Application Number	50-04 Date Received	Estimated State Grant (a)	Financial Hardship (b)
Fremont Unified	Alameda	Irvington High	50/61176-00-007	10/29/15	\$ 4,594,786	\$ -
Grossmont Union High	San Diego	Valhala High	50/68130-00-002	10/29/15	\$ 3,637,651	\$ -
Chico Unified	Butte	Marsh (Harry M.) Junior High	50/61424-00-004	10/30/15	\$ 1,275,872	\$ -
Chico Unified	Butte	Marsh (Harry M.) Junior High	50/61424-00-005	10/30/15	\$ 756,264	\$ -
Chico Unified	Butte	Chico Junior High	50/61424-00-006	10/30/15	\$ 1,279,581	\$ -
Salinas Union High	Monterey	New High #5	50/66159-00-006	10/30/15	\$ 27,868,174	\$ -
Palm Springs Unified	Riverside	Raymond Cree Middle	50/67173-00-005	10/30/15	\$ 2,750,081	\$ -
Elk Grove Unified	Sacramento	Anatolia II Elementary	50/67314-00-045	10/30/15	\$ 10,523,365	\$ -
Orange County Office of Education	Orange	Community School #9	50/10306-00-019	11/02/15	\$ 8,081,118	\$ 8,081,118
Grossmont Union High	San Diego	Granite Hills High	50/68130-00-003	11/02/15	\$ 1,911,287	\$ -
Centinela Valley Union High	Los Angeles	Lawndale High	50/64352-00-005	11/13/15	\$ 4,312,904	\$ -
Sundale Union Elementary	Tulare	Sundale Elementary	50/72173-00-006	11/20/15	\$ 610,993	\$ 610,993
Oak Valley Union Elementary	Tulare	Oak Valley Elementary	50/72017-00-005	12/01/15	\$ 144,393	\$ 144,393
Rocklin Unified	Placer	Granite Oaks Middle	50/75085-00-013	12/29/15	\$ 3,254,316	\$ -
Roseville City Elementary	Placer	W-70 Elementary	50/66910-00-014	01/27/16	\$ 10,788,257	\$ -
Raisin City Elementary	Fresno	Raisin City Elementary	50/62380-00-001	03/10/16	\$ 3,432,211	\$ 3,432,211
Visalia Unified	Tulare	New Visalia Middle	50/72256-00-029	03/29/16	\$ 14,595,102	\$ -
Porterville Unified	Tulare	Bellevue Elementary	50/75523-00-007	03/29/16	\$ 3,109,204	\$ -
Sequoia Union High	San Mateo	Sequoia High	50/69062-00-014	04/05/16	\$ 434,090	\$ -
Sequoia Union High	San Mateo	Carlmont High	50/69062-00-015	04/06/16	\$ 4,944,150	\$ -
Clay Joint Elementary	Fresno	Clay Elementary	50/62109-00-002	04/11/16	\$ 27,648	\$ 27,648
Natomas Unified	Sacramento	Natomas Star Academy Charter	50/75283-00-015	04/12/16	\$ 8,516,798	\$ -
San Ramon Valley Unified	Contra Costa	Dougherty Valley High	50/61804-00-041	04/14/16	\$ 3,876,640	\$ -
Sanger Unified	Fresno	John Wash	50/62414-00-017	04/25/16	\$ 2,135,713	\$ -
Downey Unified	Los Angeles	Warren High	50/64451-00-013	04/25/16	\$ 1,352,648	\$ -
San Ramon Valley Unified	Contra Costa	Bella Vista Elementary	50/61804-00-040	05/06/16	\$ 10,475,215	\$ -
Chaffey Joint Union High	San Bernardino	Chaffey High	50/67652-00-020	05/12/16	\$ 12,742,660	\$ -
Irvine Unified	Orange	Portola Springs Elementary	50/73650-00-028	06/01/16	\$ 1,368,069	\$ -
Santa Rita Union Elementary	Monterey	Kantro K-8 Site	50/66191-00-008	06/02/16	\$ 1,063,400	\$ 1,063,400
Santa Rita Union Elementary	Monterey	Sbrana K-5 Site	50/66191-00-009	06/02/16	\$ 691,210	\$ 691,210
Sequoia Union High	San Mateo	Sequoia High	50/69062-00-016	06/28/16	\$ 6,634,916	\$ -
Santa Rita Union Elementary	Monterey	Bolsa Knolls Middle	50/66191-00-010	07/01/16	\$ 1,750,112	\$ -
Sequoia Union High	San Mateo	Menlo-Atherton High	50/69062-01-007	07/14/16	\$ 5,397,612	\$ -
Alisal Union	Monterey	Frank Paul Elementary	50/65961-00-010	07/18/16	\$ 3,533,592	\$ -
Atwater Elementary	Merced	Thomas Olaeta Elementary	50/65631-00-003	07/22/16	\$ 284,183	\$ -
Atwater Elementary	Merced	Shaffer Elementary	50/65631-00-004	07/22/16	\$ 304,341	\$ -
Elk Grove Unified	Sacramento	Laguna Ridge North Elementary	50/67314-00-046	07/22/16	\$ 13,701,560	\$ -
Bonsall Unified	San Diego	Norman L. Sullivan Middle	50/76851-00-001	07/22/16	\$ 3,512,633	\$ -
William S. Hart Union High	Los Angeles	Canyon High	50/65136-00-011	07/25/16	\$ 2,130,791	\$ -
Fresno Unified	Fresno	Figarden Elementary	50/62166-00-031	07/27/16	\$ 5,329,654	\$ -
Irvine Unified	Orange	Cypress Village Elementary	50/73650-00-029	08/01/16	\$ 840,177	\$ -

SFP APPLICATIONS
New Construction and Charter School Facilities Program
- Workload as of July 31, 2017 -

District	County	Site Name	Application Number	50-04 Date Received	Estimated State Grant (a)	Financial Hardship (b)
Irvine Unified	Orange	PA 5B Elementary	50/73650-00-030	08/01/16	\$ 48,885,049	\$ -
Temple City Unified	Los Angeles	Temple City High	50/65052-00-003	08/02/16	\$ 4,797,087	\$ -
Palm Springs Unified	Riverside	Katherine Finchy Elementary	50/67173-00-006	08/03/16	\$ 405,383	\$ -
Palm Springs Unified	Riverside	Landau Elementary	50/67173-00-007	08/03/16	\$ 1,694,162	\$ -
Palm Springs Unified	Riverside	Rio Vista Elementary	50/67173-00-008	08/03/16	\$ 311,307	\$ -
Palm Springs Unified	Riverside	Sunny Sands Elementary	50/67173-00-009	08/03/16	\$ 745,318	\$ -
Palm Springs Unified	Riverside	Cabot Yerxa Elementary	50/67173-00-010	08/03/16	\$ 345,893	\$ -
Palm Springs Unified	Riverside	Cathedral City Elementary	50/67173-00-011	08/03/16	\$ 675,356	\$ -
Palm Springs Unified	Riverside	Bella Vista Elementary	50/67173-00-012	08/03/16	\$ 513,115	\$ -
Perris Elementary	Riverside	Clearwater Elementary	50/67199-00-012	08/05/16	\$ 13,248,706	\$ -
Bakersfield City	Kern	Voorhies Elementary	50/63321-00-030	08/11/16	\$ 3,131,294	\$ -
Azusa Unified	Los Angeles	Ellington (Alice M.) Elementary	50/64279-00-001	08/11/16	\$ 67,146	\$ -
Fairfield-Suisun Unified	Solano	Public Safety Academy	50/70540-00-026	08/11/16	\$ 1,827,438	\$ -
Palm Springs Unified	Riverside	Two Bunch Palms Elementary	50/67173-00-013	08/12/16	\$ 322,130	\$ -
Panama-Buena Vista Union	Kern	Sing Lum Elementary	50/63362-00-040	08/15/16	\$ 8,670,323	\$ -
Etiwanda Elementary	San Bernardino	Elementary #13	50/67702-00-015	08/15/16	\$ 14,723,388	\$ -
Guadalupe Union Elementary	Santa Barbara	New Middle	50/69203-00-001	08/15/16	\$ 9,257,602	\$ 9,257,602
Natomas Unified	Sacramento	Bannon Creek Elementary	50/75283-00-016	08/16/16	\$ 5,130,731	\$ -
Burlingame	San Mateo	Burlingame Intermediate	50/68882-00-003	08/18/16	\$ 4,172,996	\$ -
Burlingame	San Mateo	Hoover Elementary	50/68882-00-004	08/18/16	\$ 5,857,336	\$ -
Riverside Unified	Riverside	Riverside STEM Academy	50/67215-00-026	08/24/16	\$ 433,548	\$ -
Riverside Unified	Riverside	Jefferson Elementary	50/67215-00-027	08/24/16	\$ 298,052	\$ -
Riverside Unified	Riverside	Castle View Elementary	50/67215-00-028	08/24/16	\$ 298,052	\$ -
Fremont Unified	Alameda	Warm Springs Elementary	50/61176-00-008	08/29/16	\$ 3,982,591	\$ -
Liberty Union High	Contra Costa	Liberty High	50/61721-00-006	09/14/16	\$ 2,641,853	\$ -
Whittier City Elementary	Los Angeles	Wallen L. Andrews Elementary	50/65110-00-009	09/15/16	\$ 2,246,232	\$ -
Whittier City Elementary	Los Angeles	Phelan (Daniel) Elementary	50/65110-00-010	09/16/16	\$ 657,687	\$ -
Kerman Unified	Fresno	Kerman Middle	50/73999-00-008	09/21/16	\$ 285,059	\$ -
Los Angeles Unified	Los Angeles	Lou Dantzler Preparatory Charter Middle	54/64733-00-064	09/28/16	\$ 5,763,689	\$ -
Madera Unified	Madera	New K-6 Elementary	50/65243-00-010	09/29/16	\$ 11,061,576	\$ -
Pleasant View Elementary	Tulare	Pleasant View Elementary	50/72058-00-003	09/29/16	\$ 2,167,795	\$ 2,167,795
Capistrano Unified	Orange	San Clemente High	50/66464-00-020	10/25/16	\$ 8,245,250	\$ -
Capistrano Unified	Orange	San Juan Hills High	50/66464-00-021	10/25/16	\$ 7,787,489	\$ -
Pioneer Union Elementary	Kings	Pioneer Elementary	50/63990-00-003	10/26/16	\$ 4,209,023	\$ -
Merced City Elementary	Merced	Peterson Elementary	50/65771-00-021	10/26/16	\$ 688,623	\$ -
Bayshore Elementary	San Mateo	Bayshore Elementary	50/68858-00-001	10/26/16	\$ 2,537,490	\$ -
Los Banos Unified	Merced	Mercey Springs Elementary	50/65755-00-010	10/27/16	\$ 4,541,534	\$ -
Chaffey Joint Union High	San Bernardino	Rancho Cucamonga High	50/67652-00-021	10/27/16	\$ 1,550,656	\$ -
Fresno Unified	Fresno	Turner Elementary	50/62166-00-032	10/28/16	\$ 2,583,331	\$ -
Sanger Unified	Fresno	Sanger Academy Charter	50/62414-00-018	10/28/16	\$ 1,479,506	\$ -
Manteca Unified	San Joaquin	Shasta Elementary	50/68593-00-024	10/28/16	\$ 2,125,184	\$ -

SFP APPLICATIONS
New Construction and Charter School Facilities Program
- Workload as of July 31, 2017 -

District	County	Site Name	Application Number	50-04 Date Received	Estimated State Grant (a)	Financial Hardship (b)
Manteca Unified	San Joaquin	Lathrop Elementary	50/68593-00-025	10/28/16	\$ 2,664,827	\$ -
Manteca Unified	San Joaquin	Sequoia Elementary	50/68593-00-026	10/28/16	\$ 2,204,786	\$ -
Central Union High	Imperial	Phoenix Rising High	50/63115-00-001	10/31/16	\$ 451,336	\$ -
Heber Elementary	Imperial	Dogwood Elementary	50/63131-00-005	10/31/16	\$ 1,860,857	\$ 1,860,857
Sequoia Union High	San Mateo	Menlo-Atherton High	50/69062-00-017	10/31/16	\$ 2,925,101	\$ -
Ceres Unified	Stanislaus	Ceres High	50/71043-00-033	10/31/16	\$ 1,470,319	\$ -
Windsor Unified	Sonoma	Windsor Oaks Academy	50/75358-00-016	10/31/16	\$ 2,080,707	\$ -
Dinuba Unified	Tulare	New High	50/75531-00-006	10/31/16	\$ 4,960,161	\$ 4,960,161
Lancaster Elementary	Los Angeles	Endeavour Middle	50/64667-00-010	11/01/16	\$ 1,348,370	\$ -
Tipton Elementary	Tulare	Tipton Elementary	50/72215-00-002	11/22/16	\$ 2,469,016	\$ -
Long Beach Unified	Los Angeles	Browning High	50/64725-00-019	12/12/16	\$ 13,561,172	\$ -
Santa Maria-Bonita	Santa Barbara	Ida Redmond Taylor Elementary	50/69120-00-020	12/19/16	\$ 1,658,904	\$ -
Santa Maria-Bonita	Santa Barbara	Liberty Elementary	50/69120-00-021	12/19/16	\$ 1,658,904	\$ -
William S. Hart Union HSD	Los Angeles	Castaic High	50/65136-00-012	12/29/16	\$ 62,878,933	\$ -
Greenfield Union Elementary	Monterey	Apple Avenue Elementary	50/66035-00-002	01/06/17	\$ 1,595,100	\$ 1,595,100
Folsom-Cordova Unified	Sacramento	Sundahl (Carl H.) Elementary	50/67330-21-009	01/06/17	\$ 5,876,852	\$ -
Corcoran Unified	Kings	John Muir Middle	50/63891-00-001	01/13/17	\$ 720,681	\$ -
Natomas Unified	Sacramento	Westlake K-8 Charter	50/75283-00-017	01/13/17	\$ 16,543,420	\$ -
Perris Union High	Riverside	High School #4	50/67207-00-010	01/19/17	\$ 49,950,295	\$ -
Pacific Elementary	Santa Cruz	Pacific Elementary	50/69781-00-001	01/20/17	\$ 106,340	\$ 106,340
Pacific Elementary	Santa Cruz	Pacific Elementary	50/69781-00-002	01/20/17	\$ 106,340	\$ 106,340
Arvin Union Elementary	Kern	Sierra Vista Elementary	50/63313-00-003	01/26/17	\$ 3,592,543	\$ -
Visalia Unified	Tulare	Riverway Elementary	50/72256-00-030	01/26/17	\$ 10,779,245	\$ -
Natomas Unified	Sacramento	Heron Elementary	50/75283-00-018	02/03/17	\$ 3,001,564	\$ -
Natomas Unified	Sacramento	Discovery High	50/75283-00-019	02/03/17	\$ 498,931	\$ -
Pomona Unified	Los Angeles	Philadelphia Elementary	50/64907-00-032	02/06/17	\$ 2,330,783	\$ -
Corcoran Joint Unified	Kings	Mark Twain Elementary	50/63891-00-002	02/07/17	\$ 1,327,950	\$ -
Los Molinos Unified	Tehama	Los Molinos Elementary	50/71571-00-001	02/07/17	\$ 553,824	\$ 553,824
Stockton Unified	San Joaquin	El Dorado Elementary	50/68676-04-002	02/09/17	\$ 423,811	\$ -
Sequoia Union Elementary	Tulare	Sequoia Elementary	50/72116-00-002	02/24/17	\$ 427,885	\$ 427,885
Los Angeles Unified	Los Angeles	Ocean Charter	54/64733-00-073	03/03/17	\$ 21,992,859	\$ -
Jurupa Unified	Riverside	New K-8 School #5	50/67090-00-012	03/07/17	\$ 15,507,131	\$ -
William S. Hart Union High	Los Angeles	Saugus High	50/65136-00-013	03/10/17	\$ 1,505,563	\$ -
Buena Vista Elementary	Tulare	Buena Vista Elementary	50/71829-00-003	03/15/17	\$ 2,966,043	\$ 2,966,044
Capistrano Unified	Orange	Esencia K-8	50/66464-00-022	03/22/17	\$ 35,047,431	\$ -
Los Angeles Unified	Los Angeles	Vaughn Elementary School Arts Center	54/64733-00-098**	04/12/17		
Los Angeles Unified	Los Angeles	Vaughn Middle School Arts Center	54/64733-00-099**	04/12/17		
Los Angeles Unified	Los Angeles	Vaughn High School Arts Center	54/64733-00-100**	04/12/17		
Orange Unified	Orange	El Rancho Charter	**	04/20/17		
Scotts Valley Unified	Santa Cruz	Scotts Valley Middle	50/75432-00-001	04/20/17	\$ 5,317,001	\$ -
Scotts Valley Unified	Santa Cruz	Scotts Valley Middle	51/75432-00-001*	04/20/17	\$ 1,980,935	\$ -

SFP APPLICATIONS
New Construction and Charter School Facilities Program
- Workload as of July 31, 2017 -

District	County	Site Name	Application Number	50-04 Date Received	Estimated State Grant (a)	Financial Hardship (b)
Downey Unified	Los Angeles	Stauffer Middle	50/64451-00-014	04/21/17	\$ 2,784,640	\$ -
Elk Grove Unified	Sacramento	East Franklin Elementary	50/67314-00-047	04/24/17	\$ 14,783,137	\$ -
Chula Vista Elementary	San Diego	Saburo Muraoka Elementary	50/68023-00-012	04/26/17	\$ 17,912,631	\$ -
Capistrano Unified	Orange	Tesoro High	50/66464-00-023	05/05/17	\$ 7,841,392	\$ -
Brittan Elementary	Sutter	Brittan Elementary	50/71357-00-002	05/05/17	\$ 4,097,432	\$ 4,097,432
Downey Unified	Los Angeles	Stauffer Middle	50/64451-00-015	05/08/17	\$ 2,332,553	\$ -
Kern High	Kern	Foothill High	50/63529-00-009	05/17/17	\$ 968,944	\$ -
San Diego Unified	San Diego	America's Finest Charter School	**	05/18/17		
San Diego Unified	San Diego	Health Sciences High and Middle College	**	05/18/17		
San Diego Unified	San Diego	Innovations Academy	**	05/18/17		
San Diego Unified	San Diego	Museum School	**	05/18/17		
San Diego Unified	San Diego	San Diego Cooperative Charter School	**	05/18/17		
San Diego Unified	San Diego	San Diego Global Vision Academy	**	05/18/17		
Natomas Unified	Sacramento	Westlake K-8 Charter	**	05/22/17		
Vallejo Unified	Solano	MIT Academy High School	**	05/22/17		
Vallejo Unified	Solano	MIT Academy High School	**	05/22/17		
Vallejo Unified	Solano	MIT Academy Middle School	**	05/22/17		
Vallejo Unified	Solano	MIT Academy Middle School	**	05/22/17		
Natomas Unified	Sacramento	NP3 Middle School	**	05/25/17		
Natomas Unified	Sacramento	NP3 Middle School	**	05/25/17		
Windsor Unified	Sonoma	Cali Calmecac Language Academy	**	05/25/17		
Windsor Unified	Sonoma	Cali Calmecac Language Academy	**	05/25/17		
Natomas Unified	Sacramento	NP3 Elementary School (Rehab)	**	05/26/17		
Oakland Unified	Alameda	LPS Oakland R & D (at Castlemont)	**	05/26/17		
Oakland Unified	Alameda	LPS Oakland R & D (at Castlemont)	**	05/26/17		
Oakland Unified	Alameda	Oakland Unity High	**	05/26/17		
Oakland Unified	Alameda	Yu Ming Charter School (Herzog)	**	05/26/17		
Oakland Unified	Alameda	Yu Ming Charter School (Herzog)	**	05/26/17		
Twin Hills Union Elementary	Sonoma	Twin Hills Charter Middle School	**	05/26/17		
Ventura Unified	Ventura	Ventura Charter School	**	05/26/17		
Chico Unified	Butte	Inspire School of Arts and Sciences	**	05/30/17		
Chico Unified	Butte	Inspire School of Arts and Sciences	**	05/30/17		
Los Angeles Unified	Los Angeles	Bright Star Secondary Charter Acadmey	**	05/30/17		
Los Angeles Unified	Los Angeles	Palisades Charter High School	**	05/30/17		
Los Angeles Unified	Los Angeles	Rise Kohyang High School	**	05/30/17		
Los Angeles Unified	Los Angeles	Rise Kohyang Middle School	**	05/30/17		
Los Angeles Unified	Los Angeles	Stella Elementary Charter Academy	**	05/30/17		
Los Angeles Unified	Los Angeles	Stella Middle Charter Academy	**	05/30/17		
Los Angeles Unified	Los Angeles	Synergy Charter Academy (6-8)	**	05/30/17		
Los Angeles Unified	Los Angeles	Synergy Charter Academy (9-12)	**	05/30/17		
Los Angeles Unified	Los Angeles	Synergy Charter Academy (K-5)	**	05/30/17		

SFP APPLICATIONS
New Construction and Charter School Facilities Program
- Workload as of July 31, 2017 -

District	County	Site Name	Application Number	50-04 Date Received	Estimated State Grant (a)	Financial Hardship (b)
Los Angeles Unified	Los Angeles	Valor Academy Elementary School	**	05/30/17		
Los Angeles Unified	Los Angeles	Birmingham Community Charter High	**	05/31/17		
Los Angeles Unified	Los Angeles	New Heights Charter School	**	05/31/17		
Chawanakee Unified	Madera	Minarets Charter High School	**	06/01/17		
Grass Valley Elementary	Nevada	Nevada City School of the Arts	**	06/01/17		
Lompoc Unified	Santa Barbara	Manzanita Public Charter	**	06/01/17		
Lompoc Unified	Santa Barbara	Manzanita Public Charter	**	06/01/17		
Los Angeles Unified	Los Angeles	Aspire Centennial College Preparatory	**	06/01/17		
Los Angeles Unified	Los Angeles	Libertas College Prep	**	06/01/17		
Oakland Unified	Alameda	Aspire College Academy	**	06/01/17		
Sacramento City Unified	Sacramento	Aspire Capitol Heights Academy	**	06/01/17		
Stockton Unified	San Joaquin	Aspire APEX Academy	**	06/01/17		
San Luis Coastal Unified	San Luis Obispo	Bellevue Santa Fe Charter School	54/68809-00-001**	06/01/17		
Camio Unified	El Dorado	Camino Science and Natural Resources Charter	**	06/02/17		
Camio Unified	El Dorado	Camino Science and Natural Resources Charter	**	06/02/17		
Los Angeles Unified	Los Angeles	USC College Prep Blue Campus	**	06/02/17		
Los Angeles Unified	Los Angeles	USC College Prep Orange Campus	**	06/02/17		
Oakland Unified	Alameda	Aspire Berkeley Maynard	**	06/02/17		
San Carlos Elementary	San Mateo	Charter Learning Center	**	06/02/17		
San Carlos Elementary	San Mateo	Charter Learning Center	**	06/02/17		
San Diego Unified	San Diego	Albert Einstein Charter Elementary	**	06/02/17		
San Diego Unified	San Diego	Gompers Preparatory Academy	**	06/02/17		
San Diego Unified	San Diego	O'Farrell Community School	**	06/02/17		
Chula Vista Elementary	San Diego	Arroyo Vista Charter	**	06/05/17		
Chula Vista Elementary	San Diego	Chula Vista Learning Community	**	06/05/17		
Chula Vista Elementary	San Diego	Chula Vista Learning Community	**	06/05/17		
Chula Vista Elementary	San Diego	Discovery Charter	**	06/05/17		
Chula Vista Elementary	San Diego	Discovery Charter	**	06/05/17		
Chula Vista Elementary	San Diego	Feaster Charter	**	06/05/17		
Chula Vista Elementary	San Diego	Feaster Charter	**	06/05/17		
Chula Vista Elementary	San Diego	Leonardo d Vinci Health Sciences Charter	**	06/05/17		
Chula Vista Elementary	San Diego	Mueller Charter	**	06/05/17		
Chula Vista Elementary	San Diego	Mueller Charter	**	06/05/17		
Clovis Unified	Fresno	Clovis Online Charter	**	06/05/17		
Clovis Unified	Fresno	Clovis Online Charter	**	06/05/17		
Clovis Unified	Fresno	Clovis Online Charter	**	06/05/17		
Clovis Unified	Fresno	Clovis Online Charter	**	06/05/17		
East Side Union High	Santa Clara	Alpha Public Schools - Cindy Avitia High School	**	06/05/17		
Elk Grove Unified	Sacramento	Elk Grove Charter School Additioan	**	06/05/17		
Enterprise Elementary	Shasta	Pace Academy	**	06/05/17		
Enterprise Elementary	Shasta	Pace Academy	**	06/05/17		

SFP APPLICATIONS
New Construction and Charter School Facilities Program
- Workload as of July 31, 2017 -

District	County	Site Name	Application Number	50-04 Date Received	Estimated State Grant (a)	Financial Hardship (b)
Gilroy Unified	Santa Clara	Navigator Schools - Gilroy Prep	**	06/05/17		
Grass Valley	Nevada	Grass Valley Charter	**	06/05/17		
Grass Valley	Nevada	Grass Valley Charter	**	06/05/17		
Grossmont Union High	San Diego	Liberty Charter High	**	06/05/17		
Hayward Unified	Alameda	Golden Oak Montessori of Hayward	**	06/05/17		
Hayward Unified	Alameda	Golden Oak Montessori of Hayward	**	06/05/17		
Hayward Unified	Alameda	Leadership Public Schools Hayward	**	06/05/17		
Hayward Unified	Alameda	Leadership Public Schools Hayward	**	06/05/17		
Hayward Unified	Alameda	Silver Oak High	**	06/05/17		
Hollister	Santa Clara	Navigator Schools - Hollister Prep	**	06/05/17		
Hollister	Santa Clara	Navigator Schools - Hollister Prep	**	06/05/17		
Imperial County Office of Education	Imperial	Imperial Pathways Charter - Del Rio Campus	**	06/05/17		
Imperial County Office of Education	Imperial	Imperial Pathways Charter - Valley Campus	**	06/05/17		
Inglewood Unified	Los Angeles	Today's Fresh Start - Inglewood	**	06/05/17		
Kings Canyon Unified	Fresno	Reedley Middle College High	**	06/05/17		
Lemoore Union High	Kings	Lemoore Middle College High	**	06/05/17		
Long Beach Unified	Los Angeles	Intellectual Virtues Academy High	**	06/05/17		
Los Angeles Unified	Los Angeles	Academia Avance	**	06/05/17		
Los Angeles Unified	Los Angeles	Citizens of the World 2 (Silver Lake)	**	06/05/17		
Los Angeles Unified	Los Angeles	Citizens of the World 3 (Mar Vista)	**	06/05/17		
Los Angeles Unified	Los Angeles	Citizens of the World Hollywood Charter	**	06/05/17		
Los Angeles Unified	Los Angeles	City Charter	**	06/05/17		
Los Angeles Unified	Los Angeles	Colfax Elementary	**	06/05/17		
Los Angeles Unified	Los Angeles	Extera Public Schools #1	**	06/05/17		
Los Angeles Unified	Los Angeles	Extera Public Schools #2	**	06/05/17		
Los Angeles Unified	Los Angeles	Gabriella Charter	**	06/05/17		
Los Angeles Unified	Los Angeles	Gabriella Charter #2	**	06/05/17		
Los Angeles Unified	Los Angeles	Granada Hills Charter	**	06/05/17		
Los Angeles Unified	Los Angeles	Granada Hills Charter Devonshire Campus	**	06/05/17		
Los Angeles Unified	Los Angeles	Granada Hills Charter New Media Center	**	06/05/17		
Los Angeles Unified	Los Angeles	Grover Cleaveland Charter High	**	06/05/17		
Los Angeles Unified	Los Angeles	ICEF Inglewood Elementary Charter	**	06/05/17		
Los Angeles Unified	Los Angeles	ICEF Inglewood Middle Charter	**	06/05/17		
Los Angeles Unified	Los Angeles	ICEF Vista Elementary Charter Academy	**	06/05/17		
Los Angeles Unified	Los Angeles	ICEF Vista Middle Charter Academy	**	06/05/17		
Los Angeles Unified	Los Angeles	LA Promise Fund High	**	06/05/17		
Los Angeles Unified	Los Angeles	Magnolia Science Academy - 2	**	06/05/17		
Los Angeles Unified	Los Angeles	Magnolia Science Academy - 3	**	06/05/17		
Los Angeles Unified	Los Angeles	Magnolia Science Academy - 5	**	06/05/17		
Los Angeles Unified	Los Angeles	Marquez Charter	**	06/05/17		
Los Angeles Unified	Los Angeles	Taft Charter High	**	06/05/17		

SFP APPLICATIONS
New Construction and Charter School Facilities Program
- Workload as of July 31, 2017 -

District	County	Site Name	Application Number	50-04 Date Received	Estimated State Grant (a)	Financial Hardship (b)
Los Angeles Unified	Los Angeles	Today's Fresh Start - Compton	**	06/05/17		
Los Angeles Unified	Los Angeles	Westside Innovative School House Charter Comm	**	06/05/17		
Los Angeles Unified	Los Angeles	Westside Innovative School House Charter High	**	06/05/17		
Morgan Hill Unified	Santa Clara	Charter School of Morgan Hill	**	06/05/17		
Napa Valley Unified	Napa	River Charter	**	06/05/17		
Napa Valley Unified	Napa	River Charter	**	06/05/17		
Napa Valley Unified	Napa	Stone Bridge Charter	**	06/05/17		
New Jerusalem Elementary	San Joaquin	Delta Charter	**	06/05/17		
Oakland Unified	Alameda	American Indian Public High	**	06/05/17		
Oakland Unified	Alameda	East Bay Innovation Academy	**	06/05/17		
Oakland Unified	Alameda	East Bay Innovation Academy	**	06/05/17		
Oakland Unified	Alameda	Education for Change - Achieve Academy	**	06/05/17		
Oakland Unified	Alameda	Education for Change - Cox Academy	**	06/05/17		
Oakland Unified	Alameda	Education for Change - Lazear Academy	**	06/05/17		
Oakland Unified	Alameda	Education for Change - Lazear Academy	**	06/05/17		
Oakland Unified	Alameda	Education for Change - Learning Without Limits	**	06/05/17		
Oakland Unified	Alameda	Envision Education - Envision Academy of Arts an	**	06/05/17		
Oakland Unified	Alameda	Lighthouse Community Charter - Lodestar	**	06/05/17		
Oakland Unified	Alameda	Lighthouse Community Charter - Lodestar	**	06/05/17		
Oakland Unified	Alameda	Oakland School for the Arts	**	06/05/17		
Oakland Unified	Alameda	Roses in Concrete Community School	**	06/05/17		
Oakland Unified	Alameda	Urban Montessori Charter	**	06/05/17		
Old Adobe Union	Sonoma	Loma Vista Immersion Academy	**	06/05/17		
Old Adobe Union	Sonoma	Old Adobe Charter	**	06/05/17		
Oroville City Elementary	Butte	STREAM Charter	**	06/05/17		
Pajaro Valley Unified	Santa Cruz	Delta Charter High at Cabrillo College	**	06/05/17		
Perris Elementary	Riverside	Innovative Horizons Charter School at Nan Sander	**	06/05/17		
Perris Elementary	Riverside	Innovative Horizons Charter School at Nan Sander	**	06/05/17		
Petaluma City Elementary	Sonoma	Live Oak Charter	**	06/05/17		
Riverside County Office of Education	Riverside	Riverside County Education Academy	**	06/05/17		
Sacramento City Unified	Sacramento	Capitol Collegiate Academy	**	06/05/17		
San Bernardino City Unified	San Bernardino	SOAR Charter Academy	**	06/05/17		
San Diego Unified	San Diego	Magnolia Science Academy - San Diego	**	06/05/17		
San Francisco Unified	San Francisco	Creative Arts	**	06/05/17		
San Juan Unified	Sacramento	California Montessori Project - San Juan Campus	**	06/05/17		
San Juan Unified	Sacramento	California Montessori Project - San Juan Campus	**	06/05/17		
San Juan Unified	Sacramento	Golden Valley Orchard Charter	**	06/05/17		
San Juan Unified	Sacramento	Golden Valley River Charter	**	06/05/17		
San Lorenzo Unified	Alameda	KIPP Bridge Academy	**	06/05/17		
San Lorenzo Unified	Alameda	KIPP Summit Academy	**	06/05/17		
Sanger Unified	Fresno	Hallmark Charter	**	06/05/17		

SFP APPLICATIONS
 New Construction and Charter School Facilities Program
 - Workload as of July 31, 2017 -

District	County	Site Name	Application Number	50-04 Date Received	Estimated State Grant (a)	Financial Hardship (b)
Sanger Unified	Fresno	Hallmark Charter	**	06/05/17		
Sebastopol Union	Sonoma	Sebastopol Independent Charter	**	06/05/17		
South Bay Union	San Diego	Nestor Charter	**	06/05/17		
Tracy Unified	San Joaquin	Tracy Learning Center - Discovery Charter	**	06/05/17		
Tracy Unified	San Joaquin	Tracy Learning Center - Primary Charter	**	06/05/17		
Twin Rivers Unified	Sacramento	Creative Connections Arts Academy	**	06/05/17		
Twin Rivers Unified	Sacramento	Creative Connections Arts Academy	**	06/05/17		
Twin Rivers Unified	Sacramento	Smythe Academy	**	06/05/17		
Twin Rivers Unified	Sacramento	Westside Prep Academy	**	06/05/17		
Twin Rivers Unified	Sacramento	Westside Prep Academy	**	06/05/17		
Visalia Unified	Tulare	Blue Oak Academy	**	06/05/17		
Visalia Unified	Tulare	Blue Oak Academy	**	06/05/17		
Visalia Unified	Tulare	Sycamore Valley Academy	**	06/05/17		
Visalia Unified	Tulare	Sycamore Valley Academy	**	06/05/17		
Washington Unified	Yolo	Washington Middle College High	**	06/05/17		
West Contra Costa Unified	Contra Costa	Caliber - Beta Academy	**	06/05/17		
West Contra Costa Unified	Contra Costa	Caliber - Beta Academy	**	06/05/17		
Mariposa County Unified	Mariposa	Sierra Foothill Charter	54/65532-00-001**	06/05/17		
Sacramento City Unified	Sacramento	St. Hope Public School 7 Elementary	54/67439-00-007**	06/05/17		
Sacramento City Unified	Sacramento	St. Hope Public School 7 Elementary	54/67439-00-008**	06/05/17		
San Juan Unified	Sacramento	Gateway International School	54/67447-00-005**	06/05/17		
Cajon Valley Union	San Diego	EJE Elementary Academy Charter	54/67991-00-001**	06/05/17		
Cajon Valley Union	San Diego	EJE Middle Academy Charter	54/67991-00-002**	06/05/17		
Cajon Valley Union	San Diego	EJE Middle Academy Charter	54/67991-00-003**	06/05/17		
East Side Union High	Santa Clara	Luis Valdez Leadership Academy	54/69427-00-006**	06/05/17		
East Side Union High	Santa Clara	Luis Valdez Leadership Academy	54/69427-00-007**	06/05/17		
Lammersville Joint Unified	San Joaquin	Peter Hansen Elementary	50/76760-00-007	06/07/17	\$ 11,873,345	\$ -
Ackerman Elementary	Placer	Bowman Elemenary	50/66761-00-003	06/16/17	\$ 1,068,193	\$ -
Standard Elementary	Kern	Standard Middle	50/63792-00-002	06/22/17	\$ 2,065,579	\$ -
Farmersville Unified	Tulare	Farmersville High	50/75325-00-008	06/23/17	\$ 1,926,790	\$ -
Colton Joint Unified	San Bernardino	Bloomington High	51/67686-00-001*	06/23/17	\$ 2,762,952	\$ -
Imperial Unified	Imperial	Cross Elementary	50/63164-00-006	07/03/17	\$ 11,889,879	\$ -
Jurupa Unified	Riverside	Sunnyslope Elementary	50/67090-00-013	07/12/17	\$ 2,722,065	\$ -
Oxnard Elementary	Ventura	Lemonwood Elementary	50/72538-00-013	07/19/17	\$ 12,225,183	\$ -
Sacramento County Office of Education	Sacramento	New Community School	50/10348-00-003	07/25/17	\$ 403,488	\$ 403,488
Dublin Unified	Alameda	Dougherty Elementary	50/75093-00-011	07/28/17	\$ 1,998,741	\$ -
					\$1,557,094,130	\$ 104,286,533
					\$	1,661,380,663

NEW CONSTRUCTION FUNDING SUB-TOTALS	\$1,524,593,695	\$ 104,286,533
NEW CONSTRUCTION FACILITY HARDSHIP - NON SEISMIC	\$ -	\$ -

SFP APPLICATIONS
 New Construction and Charter School Facilities Program
 - Workload as of July 31, 2017 -

District	County	Site Name	Application Number	50-04 Date Received	Estimated State Grant (a)	Financial Hardship (b)
NEW CONSTRUCTION FUNDING TOTAL					\$	1,628,880,228
NEW CONSTRUCTION FACILITY HARDSHIP - SEISMIC					\$	4,743,887
CHARTER TOTAL					\$	27,756,548

(a) Represents estimated state share of project including excessive cost grants. Amounts shown have not been reviewed by OPSC for compliance with all School Facility Program

(b) Represents estimated financial hardship. Amounts shown have not been reviewed by OPSC for compliance with all School Facility Program requirements.

*Facility Hardship project requesting Seismic Mitigation Program funding.

** Charter Preliminary Apportionment applications received by OPSC for the 2017 Filing Round. OPSC has not yet reviewed the total grant requested and the total number of projects may exceed available bond authority. Placement on this list does not confirm funding.

SFP APPLICATIONS
 Modernization School Facilities Program
 - Workload as of July 31, 2017 -

District	County	Site Name	Application Number	50-04 Date Received	Estimated State Grant (a)	Financial Hardship (b)
Kings River-Hardwick Union Elementary	Kings	Kings River-Hardwick Elementary	57/63941-00-002	11/19/12	\$ 40,500	\$ 27,000
Rockford Elementary	Tulare	Rockford Elementary	57/72090-00-002	11/19/12	\$ 54,815	\$ 36,543
Coalinga/Huron Joint Unified	Fresno	Coalinga High	57/62125-00-007	11/29/12	\$ 3,444,966	\$ -
Simi Valley Unified	Ventura	Royal High	57/72603-00-031	12/17/12	\$ 2,163,029	\$ 1,442,019
Ventura County Office of Education	Ventura	Dorothy Boswell	57/10561-00-002	12/18/12	\$ 651,640	\$ 434,427
Meridian Elementary	Sutter	Meridian Elementary	57/71415-00-002	12/19/12	\$ 504,460	\$ 336,307
Antioch Unified	Contra Costa	Antioch Middle	57/61648-00-011	12/20/12	\$ 3,195,182	\$ -
Ventura County Office of Education	Ventura	Carl Dwire Special	57/10561-00-003	12/24/12	\$ 962,427	\$ 641,618
Maple Elementary	Kern	Maple Elementary	57/63610-00-002	01/07/13	\$ 1,480,346	\$ 986,897
Sunnyside Union Elementary	Tulare	Sunnyside Elementary	57/72181-00-001	01/15/13	\$ 321,118	\$ -
Washington Unified	Fresno	Washington High	57/76778-00-003	01/28/13	\$ 1,567,059	\$ -
Walnut Valley Unified	Los Angeles	Chaparral Middle	57/73460-00-012	01/30/13	\$ 4,564,665	\$ -
Temecula Valley Unified	Riverside	Temecula Valley High	57/75192-00-004	01/30/13	\$ 1,557,685	\$ -
Santa Rita Union Elementary	Monterey	La Joya Elementary	57/66191-00-005	01/31/13	\$ 94,125	\$ 62,750
Solano County Office Of Education	Solano	T.C. MC Daniel Elementary	57/10488-00-027	02/14/13	\$ 707,890	\$ 471,927
Palm Springs Unified	Riverside	Della S. Lindley Elementary	57/67173-00-006	02/14/13	\$ 567,332	\$ -
Oceanside City Unified	San Diego	Burgener (Clair W.) Academy	57/73569-00-015	03/01/13	\$ 584,737	\$ -
Mt. Diablo Unified	Contra Costa	Ayers Elementary	57/61754-00-092	03/05/13	\$ 723,894	\$ -
Mt. Diablo Unified	Contra Costa	Foothill Middle	57/61754-00-093	03/05/13	\$ 555,111	\$ -
Mt. Diablo Unified	Contra Costa	Sequoia Elementary	57/61754-00-094	03/05/13	\$ 746,875	\$ -
Mt. Diablo Unified	Contra Costa	Sun Terrace Elementary	57/61754-00-095	03/05/13	\$ 490,256	\$ -
Mt. Diablo Unified	Contra Costa	Valley View Middle	57/61754-00-096	03/05/13	\$ 972,459	\$ -
Tulare County Office of Education	Tulare	L.B. Hill Learning Center	57/10546-00-006	03/14/13	\$ 106,461	\$ 70,974
Grossmont Union High	San Diego	West Hills High	57/68130-00-019	03/14/13	\$ 660,105	\$ -
Los Alamitos Unified	Orange	Oak Middle	57/73924-00-013	03/14/13	\$ 310,341	\$ -
McFarland Unified	Kern	McFarland High	57/73908-00-005	03/18/13	\$ 590,004	\$ -
Los Alamitos Unified	Orange	Weaver (Jack L.) Elementary	57/73924-00-014	03/25/13	\$ 3,745,997	\$ -
Cloverdale Unified	Sonoma	Jefferson Elementary	57/70656-00-002	03/28/13	\$ 376,760	\$ -
Grossmont Union High	San Diego	Monte Vista High	57/68130-00-020	04/06/13	\$ 245,733	\$ -
Clovis Unified	Fresno	Garfield Elementary	57/62117-00-033	04/09/13	\$ 969,778	\$ -
Ross Valley	Marin	White Hill Middle	57/75002-00-006	04/09/13	\$ 444,499	\$ -
El Dorado Union High	El Dorado	Independence Continuation High	57/61853-00-008	04/12/13	\$ 186,210	\$ -
El Dorado Union High	El Dorado	El Dorado High	57/61853-03-001	04/12/13	\$ 1,973,873	\$ -
Kingsburg Joint Union Elementary	Fresno	Lincoln	57/62240-00-004	04/12/13	\$ 125,314	\$ 83,543
Kingsburg Joint Union Elementary	Fresno	Roosevelt	57/62240-00-005	04/12/13	\$ 167,085	\$ 111,390
Kingsburg Joint Union Elementary	Fresno	Washington	57/62240-00-006	04/12/13	\$ 83,543	\$ 55,695
Kingsburg Joint Union Elementary	Fresno	Rafer Johnson Jr. High	57/62240-00-007	04/12/13	\$ 103,110	\$ 68,740
Ventura County Office of Education	Ventura	Douglas Penfield	57/10561-00-001	04/17/13	\$ 924,019	\$ 616,013
Sylvan Union Elementary	Stanislaus	Sherwood Elementary	57/71290-00-007	04/30/13	\$ 2,359,622	\$ -
Atascadero Unified	San Luis Obispo	Monterey Road Elementary	57/68700-00-002	05/02/13	\$ 3,020,507	\$ -
Rim of the World Unified	San Bernardino	Rim of the World High	57/67868-00-007	05/07/13	\$ 4,504,760	\$ -

SFP APPLICATIONS
 Modernization School Facilities Program
 - Workload as of July 31, 2017 -

Wright Elementary	Sonoma	Wright Charter	57/71035-00-002	05/07/13	\$ 1,780,502	\$ -
Placentia Yorba Linda Unified	Orange	Valencia High	57/66647-00-034	05/14/13	\$ 451,098	\$ -
Desert Sands Unified	Riverside	Palm Desert Charter Middle	57/67058-00-016	05/17/13	\$ 560,445	\$ -
Washington Unified	Yolo	Golden State Middle	57/72694-00-017	05/20/13	\$ 915,815	\$ -
Cypress Elementary	Orange	Arnold (A.E.) Elementary	57/66480-00-005	05/24/13	\$ 2,913,063	\$ -
Willits Unified	Mendocino	Willits High	57/65623-00-004	05/28/13	\$ 138,045	\$ 92,030
Simi Valley Unified	Ventura	Mountain View Elementary	57/72603-00-032	06/05/13	\$ 2,253,569	\$ -
Lemoore Union Elementary	Kings	Meadow Lane Elementary	57/63974-00-003	06/14/13	\$ 716,084	\$ 477,389
Lemoore Union Elementary	Kings	P.W. Engvall Elementary	57/63974-00-004	06/14/13	\$ 2,425,185	\$ 1,616,790
Santa Barbara Unified	Santa Barbara	Santa Barbara High	57/76786-00-001	06/28/13	\$ 644,959	\$ -
Belmont-Redwood Shores Elementary	San Mateo	Nesbit Elementary	57/68866-00-011	07/02/13	\$ 931,430	\$ -
Santa Barbara Unified	Santa Barbara	Adelante Charter	57/76786-00-002	07/02/13	\$ 688,344	\$ -
Santa Barbara Unified	Santa Barbara	San Marcos Senior High	57/76786-00-003	07/08/13	\$ 257,124	\$ -
Westminster Elementary	Orange	Warner Middle	57/66746-00-017	07/11/13	\$ 399,311	\$ -
Westminster Elementary	Orange	Johnson Middle	57/66746-00-018	07/11/13	\$ 227,174	\$ -
Desert Sands Unified	Riverside	Indio High	57/67058-00-017	07/11/13	\$ 14,402,924	\$ -
East Side Union High	Santa Clara	Hill (Andrew P.) High	57/69427-00-034	07/11/13	\$ 532,380	\$ -
Martinez Unified	Contra Costa	Alhambra Senior High	57/61739-00-008	07/18/13	\$ 305,200	\$ -
Palm Springs Unified	Riverside	Agua Caliente Elementary	57/67173-00-007	07/29/13	\$ 1,005,409	\$ -
Long Beach Unified	Los Angeles	Roosevelt Elementary	57/64725-00-016	07/30/13	\$ 2,866,436	\$ -
Belmont-Redwood Shores Elementary	San Mateo	Cipriani Elementary	57/68866-00-012	08/06/13	\$ 1,077,756	\$ -
West Park Elementary	Fresno	West Park Elementary	57/62539-00-001	08/07/13	\$ 287,722	\$ 191,815
Colton Joint Unified	San Bernardino	Abraham Lincoln Elementary	57/67686-00-011	08/07/13	\$ 2,957,111	\$ -
Colton Joint Unified	San Bernardino	Mary B. Lewis Elementary	57/67686-00-012	08/07/13	\$ 3,054,464	\$ -
Colton Joint Unified	San Bernardino	Ulysses Grant Elementary	57/67686-00-013	08/07/13	\$ 2,991,371	\$ -
Colton Joint Unified	San Bernardino	Crestmore Elementary	57/67686-00-014	08/07/13	\$ 3,108,401	\$ -
Sylvan Union Elementary	Stanislaus	Woodrow Elementary	57/71290-00-008	08/07/13	\$ 2,587,645	\$ -
Clovis Unified	Fresno	Fort Washington Elementary	57/62117-00-034	08/15/13	\$ 574,604	\$ -
Clovis Unified	Fresno	Clovis West High	57/62117-00-035	08/16/13	\$ 1,808,354	\$ -
Mission Union Elementary	Monterey	Mission Elementary	57/66084-00-002	08/16/13	\$ 35,346	\$ 23,564
Guernerville Elementary	Sonoma	Guernerville Elementary	57/70722-00-001	08/16/13	\$ 1,220,850	\$ -
Larkspur Elementary	Marin	San Clemente Elementary	57/65367-00-005	08/20/13	\$ 2,674,612	\$ -
Belmont-Redwood Shores Elementary	San Mateo	Central Elementary	57/68866-00-013	08/20/13	\$ 956,386	\$ -
Clovis Unified	Fresno	Jefferson Elementary	57/62117-00-036	09/09/13	\$ 1,669,420	\$ -
Tustin Unified	Orange	Currie Middle	57/73643-00-021	09/10/13	\$ 2,783,554	\$ -
Santa Barbara Unified	Santa Barbara	Dos Pueblos Senior High	57/76786-00-004	09/17/13	\$ 430,424	\$ -
Placentia-Yorba Linda Unified	Orange	Travis Ranch	57/66647-00-035	09/25/13	\$ 1,593,332	\$ -
Lagunita Elemetary	Monterey	Labunita Elementary	57/66076-00-001	09/27/13	\$ 38,585	\$ 25,723
Clovis Unified	Fresno	Clovis High	57/62117-00-037	10/01/13	\$ 3,145,046	\$ -
Santa Barbara Unified	Santa Barbara	Harding University Partnership	57/76786-00-005	10/07/13	\$ 527,615	\$ -
Plaza Elementary	Glenn	Plaza Elementary	57/62638-00-001	10/18/13	\$ 71,603	\$ 47,736
Los Gatos Union Elementary	Santa Clara	Lexington Elementary	57/69526-00-006	10/24/13	\$ 1,297,187	\$ 864,791
Central Unified	Fresno	Madison Elementary	57/73965-00-008	11/01/13	\$ 2,764,514	\$ -

SFP APPLICATIONS
 Modernization School Facilities Program
 - Workload as of July 31, 2017 -

West Contra Costa Unified	Contra Costa	Walther Helms Middle	57/61796-00-048	11/04/13	\$ 81,498	\$ -
East Side Union High	Santa Clara	Silver Creek High	57/69427-00-035	11/07/13	\$ 256,760	\$ -
Mother Lode Union Elementary	El Dorado	Indian Creek Elementary	57/61929-00-003	11/15/13	\$ 632,432	\$ 421,621
Mother Lode Union Elementary	El Dorado	Herbert Green Middle	57/61929-00-004	11/15/13	\$ 428,703	\$ 285,802
Raisin City Elementary	Fresno	Raisin City Elementary	57/62380-00-001	11/20/13	\$ 1,093,698	\$ 729,132
Paradise Unified	Butte	Paradise Senior High	57/61531-00-002	11/26/13	\$ 3,830,149	\$ -
West Contra Costa Unified	Contra Costa	Kennedy High	57/61796-00-049	12/05/13	\$ 1,005,433	\$ -
Golden Feather Union	Butte	Concow Elementary	57/61457-00-001	12/10/13	\$ 668,272	\$ 445,515
Foresthill Union Elementary	Placer	Foresthill Divide Middle	57/66837-00-001	12/20/13	\$ 847,744	\$ -
Escalon Unified	San Joaquin	Escalon High	57/68502-00-002	12/23/13	\$ 6,841,377	\$ -
Mill Valley Elementary	Marin	Strawberry Point Elementary	57/65391-00-007	01/06/14	\$ 1,156,788	\$ -
Mill Valley Elementary	Marin	Park Elementary	57/65391-00-008	01/07/14	\$ 551,469	\$ -
Pomona Unified	Los Angeles	Garey High	57/64907-00-024	01/23/14	\$ 3,929,090	\$ 2,619,393
Pomona Unified	Los Angeles	Pomona High	57/64907-00-025	01/23/14	\$ 1,986,926	\$ 1,324,617
Long Beach Unified	Los Angeles	Lindsey Academy	57/64725-00-017	01/24/14	\$ 3,992,966	\$ 2,661,977
Long Beach Unified	Los Angeles	Newcomb Elementary	57/64725-00-018	01/27/14	\$ 6,936,326	\$ -
Colton Joint Unified	San Bernardino	Jurupa Vista Elementary	57/67686-00-015	02/06/14	\$ 1,059,267	\$ -
Colton Joint Unified	San Bernardino	Cooley Ranch Elementary	57/67686-00-016	02/06/14	\$ 803,672	\$ -
Colton Joint Unified	San Bernardino	Reche Canyon Elementary	57/67686-00-017	02/06/14	\$ 711,249	\$ -
Los Molinos Unified	Tehama	Vina Elementary	57/71571-00-001	02/06/14	\$ 848,310	\$ 565,540
Los Molinos Unified	Tehama	Los Molinos Elementary	57/71571-00-002	02/06/14	\$ 1,616,932	\$ 1,077,955
Los Molinos Unified	Tehama	Los Molinos High	57/71571-00-003	02/06/14	\$ 1,635,022	\$ 1,090,015
Orange Unified	Orange	Anaheim Hills Elementary	57/66621-00-053	02/12/14	\$ 904,131	\$ -
Savanna Elementary	Orange	Holder Elementary	57/66696-00-004	02/24/14	\$ 3,596,904	\$ -
Visalia Unified	Tulare	Visalia Technical Educational Center	57/72256-00-020	02/24/14	\$ 819,813	\$ -
Clovis Unified	Fresno	Valley Oak Elementary	57/62117-00-038	03/07/14	\$ 2,541,716	\$ -
West Contra Costa Unified	Contra Costa	Valley View Elementary	57/61796-00-050	03/14/14	\$ 1,528,093	\$ -
Rowland Unified	Los Angeles	Le Seda Elementary	57/73452-00-033	03/18/14	\$ 259,769	\$ -
Saddleback Valley Unified	Orange	El Toro High	57/73635-00-033	03/18/14	\$ 440,310	\$ -
Trinidad Union	Humboldt	Trinidad Elementary	57/63057-00-001	03/20/14	\$ 635,043	\$ -
Newport-Mesa Unified	Orange	Tewinkle (Charles) Intermediate	57/66597-00-034	03/21/14	\$ 774,482	\$ -
Cutten Elementary	Humboldt	Ridgewood Elementary	57/62745-00-001	03/26/14	\$ 384,961	\$ 384,961
Burton Elementary	Tulare	Oak Grove Elementary	57/71837-00-005	04/01/14	\$ 228,214	\$ 152,143
Burton Elementary	Tulare	Burton Elementary	57/71837-00-006	04/01/14	\$ 155,842	\$ 103,895
Burton Elementary	Tulare	Jim Maples Academy	57/71837-00-007	04/01/14	\$ 102,584	\$ 68,389
Pleasant View Elementary	Tulare	Pleasant View Elementary	57/72058-00-002	04/01/14	\$ 154,470	\$ 102,980
Palm Springs Unified	Riverside	Landau Elementary	57/67173-00-008	04/08/14	\$ 680,152	\$ -
Fremont Union High	Santa Clara	Cupertino High	57/69468-00-014	04/08/14	\$ 1,941,171	\$ -
Three Rivers Union Elementary	Tulare	Three Rivers Elementary	57/72207-00-002	04/11/14	\$ 1,274,873	\$ 849,915
Fremont Union High	Santa Clara	Monta Vista High	57/69468-00-015	04/16/14	\$ 138,034	\$ -
Island Union Elementary	Kings	Island Elementary	57/63933-00-001	04/24/14	\$ 601,694	\$ 401,129
Solano County Office of Education	Solano	Golden Hills High Education Center	57/10488-00-022	04/28/14	\$ 451,082	\$ 300,721
Solano County Office of Education	Solano	Silveyville Elementary	57/10488-00-031	04/28/14	\$ 121,696	\$ 81,131

SFP APPLICATIONS
 Modernization School Facilities Program
 - Workload as of July 31, 2017 -

Wilmar Union Elementary	Sonoma	Wilson Elementary	57/71019-00-002	05/05/14	\$ 187,079	\$ -
McFarland Unified	Kern	McFarland High	57/73908-00-006	05/12/14	\$ 910,260	\$ -
San Francisco Unified	San Francisco	Roosevelt Middle	57/68478-00-043	05/14/14	\$ 6,546,362	\$ -
Woodlake Unified	Tulare	Woodlake High	57/76794-00-002	05/14/14	\$ 2,224,098	\$ 1,482,732
Yuba County Office of Education	Yuba	Agnes Weber Meade	57/10587-00-001	05/15/14	\$ 30,689	\$ 20,460
Yuba County Office of Education	Yuba	Anna Bell Karr	57/10587-00-002	05/15/14	\$ 19,858	\$ 13,239
Yuba County Office of Education	Yuba	Goldfield Special Education	57/10587-00-003	05/15/14	\$ 34,300	\$ 22,866
Yuba County Office of Education	Yuba	Spring Valley Special Education	57/10587-00-004	05/15/14	\$ 14,442	\$ 9,628
Yuba County Office of Education	Yuba	Virginia	57/10587-00-005	05/15/14	\$ 102,899	\$ 68,600
Yuba County Office of Education	Yuba	Virginia @ Yuba College	57/10587-00-006	05/15/14	\$ 9,414	\$ 6,276
Woodlake Unified	Tulare	Francis J. White Learning Center	57/76794-00-001	05/23/14	\$ 483,935	\$ 322,623
Pasadena Unified	Los Angeles	Hamilton Elementary	57/64881-00-035	06/02/14	\$ 155,909	\$ -
Placentia-Yorba Linda Unified	Orange	Valencia High	57/66647-00-036	06/06/14	\$ 1,476,996	\$ -
San Francisco Unified	San Francisco	Monroe Elementary	57/68478-00-044	06/09/14	\$ 1,790,050	\$ -
Grossmont Union High	San Diego	Grossmont High	57/68130-00-021	06/12/14	\$ 10,350,256	\$ -
Lincoln Unified	San Joaquin	Tully C. Knoles	57/68569-00-013	06/12/14	\$ 3,264,695	\$ -
Lincoln Unified	San Joaquin	Colonial Heights	57/68569-00-014	06/12/14	\$ 3,200,930	\$ -
Mendota Unified	Fresno	Washington Elementary	57/75127-00-005	06/13/14	\$ 2,051,645	\$ -
Mendota Unified	Fresno	McCabe Elementary	57/75127-00-006	06/13/14	\$ 1,213,513	\$ -
Willow Unified	Glenn	Murdock Elementary	57/62661-00-001	06/16/14	\$ 368,667	\$ 245,778
Willow Unified	Glenn	Willows Intermediate	57/62661-00-002	06/16/14	\$ 273,805	\$ 182,537
Willow Unified	Glenn	Willows High	57/62661-00-003	06/16/14	\$ 385,668	\$ 257,112
Willow Unified	Glenn	Willows Community High	57/62661-00-004	06/16/14	\$ 15,415	\$ 10,277
San Francisco Unified	San Francisco	George Peabody Elementary	57/68478-00-045	06/17/14	\$ 1,480,027	\$ -
San Francisco Unified	San Francisco	Sunnyside Elementary	57/68478-00-046	06/19/14	\$ 2,432,319	\$ -
Porterville Unified	Tulare	Los Robles Elementary	57/75523-00-013	06/23/14	\$ 1,809,429	\$ -
Norris	Kern	Norris Middle	57/63693-00-001	07/11/14	\$ 3,778,378	\$ -
Atascadero Unified	San Luis Obispo	Carrisa Plains Elementary	57/68700-00-003	07/18/14	\$ 338,993	\$ -
Lindsay Unified	Tulare	Lincoln Elementary	57/71993-00-006	07/18/14	\$ 1,863,613	\$ -
Lindsay Unified	Tulare	Jefferson Elementary	57/71993-00-007	07/18/14	\$ 1,873,215	\$ -
Lindsay Unified	Tulare	Washington Elementary	57/71993-00-008	07/18/14	\$ 1,473,110	\$ -
San Francisco Unified	San Francisco	Jose Ortega Elementary	57/68478-00-047	07/21/14	\$ 3,021,862	\$ -
San Francisco Unified	San Francisco	Cesar Chavez Elementary	57/68478-00-048	07/21/14	\$ 2,804,600	\$ -
Kings Canyon Joint Unified	Fresno	Dunlap Elementary	57/62265-00-024	08/05/14	\$ 599,538	\$ -
Clovis Unified	Fresno	Dry Creek Elementary	57/62117-00-039	08/07/14	\$ 1,949,260	\$ -
Clovis Unified	Fresno	Tarpey Elementary	57/62117-00-040	08/07/14	\$ 1,256,365	\$ -
Porterville Unified	Tulare	Roche Elementary	57/75523-00-014	08/08/14	\$ 250,000	\$ -
Rosemead Elementary	Los Angeles	Jason (Mildred B.) Elementary	57/64931-00-006	08/12/14	\$ 187,310	\$ -
Rosemead Elementary	Los Angeles	Shuey (Emma W.) Elementary	57/64931-00-007	08/12/14	\$ 45,148	\$ -
Rosemead Elementary	Los Angeles	Encinita Elementary	57/64931-00-008	08/12/14	\$ 39,262	\$ -
Rosemead Elementary	Los Angeles	Savannah Elementary	57/64931-00-009	08/12/14	\$ 173,302	\$ -
San Francisco Unified	San Francisco	Yick Wo Elementary	57/68478-00-049	08/12/14	\$ 1,612,684	\$ -
Santa Barbara Unified	Santa Barbara	Adams Elementary	57/76786-00-006	08/13/14	\$ 368,825	\$ -

SFP APPLICATIONS
 Modernization School Facilities Program
 - Workload as of July 31, 2017 -

Fortuna Union High	Humboldt	East High (Continuation)	57/62810-00-004	08/20/14	\$ 1,007,075	\$ -
Templeton Unified	San Luis Obispo	Templeton Middle	57/68841-00-003	08/20/14	\$ 834,170	\$ -
Clovis Unified	Fresno	Clark Intermediate	57/62117-00-041	09/05/14	\$ 4,570,058	\$ -
Ross Valley	Marin	White Hill Middle	57/75002-00-007	09/05/14	\$ 1,338,237	\$ -
Clovis Unified	Fresno	Clovis West High	57/62117-00-042	09/16/14	\$ 517,691	\$ -
Clovis Unified	Fresno	Miramonte Elementary	57/62117-00-043	09/16/14	\$ 783,242	\$ -
Morongo Unified	San Bernardino	Yucca Valley High	57/67777-00-008	09/16/14	\$ 5,410,602	\$ -
Colton Joint Unified	San Bernardino	Zimmerman Elementary	57/67686-00-018	09/17/14	\$ 2,888,885	\$ -
Colton Joint Unified	San Bernardino	D'Arcy Elementary	57/67686-00-019	09/17/14	\$ 520,433	\$ -
Lindsay Unified	Tulare	Reagan Elementary	57/71993-00-009	09/19/14	\$ 1,340,413	\$ -
Clovis Unified	Fresno	Sierra Vista Elementary	57/62117-00-044	09/23/14	\$ 1,672,984	\$ -
Colton Joint Unified	San Bernardino	Terrace View Elementary	57/67686-00-020	09/25/14	\$ 2,362,795	\$ -
Colton Joint Unified	San Bernardino	Ruth O. Harris Middle	57/67686-00-021	10/03/14	\$ 1,374,808	\$ -
Clovis Unified	Fresno	Temperance-Kutner Elementary	57/62117-00-045	10/06/14	\$ 1,946,252	\$ -
Santa Barbara Unified	Santa Barbara	Washington Elementary	57/76786-00-007	10/08/14	\$ 631,223	\$ -
San Francisco Unified	San Francisco	Burton (Philip A.) High	57/68478-00-050	10/10/14	\$ 16,274,305	\$ -
San Francisco Unified	San Francisco	James Lick Middle	57/68478-00-051	10/22/14	\$ 4,192,285	\$ -
Solano County Office of Education	Solano	Jones (K. I.) Elementary	57/10488-00-024	10/23/14	\$ 289,236	\$ 192,824
Solano County Office of Education	Solano	Golden West Middle	57/10488-00-030	10/23/14	\$ 118,789	\$ 79,193
Ripon Unified	San Joaquin	Weston Elementary	57/68650-00-003	10/23/14	\$ 401,234	\$ -
Simi Valley Unified	Ventura	White Oak Elementary	57/72603-00-033	10/29/14	\$ 2,310,557	\$ -
Oxnard Elementary	Ventura	McAuliffe Elementary	57/72538-00-025	11/13/14	\$ 97,430	\$ -
Oxnard Elementary	Ventura	Fremont Middle	57/72538-00-026	11/13/14	\$ 890,364	\$ -
Newport-Mesa Unified	Orange	Corona Del Mar High	57/66597-00-035	11/19/14	\$ 234,518	\$ -
Visalia Unified	Tulare	Redwood High	57/72256-00-021	12/03/14	\$ 661,554	\$ -
Mill Valley Elementary	Marin	Tamalpais Valley Elementary	57/65391-00-009	12/05/14	\$ 1,362,980	\$ 908,653
Clovis Unified	Fresno	Gettysburg Elementary	57/62117-00-046	12/23/14	\$ 2,608,021	\$ -
San Francisco Unified	San Francisco	Academy of Arts and Sciences	57/68478-00-052	12/23/14	\$ 1,966,320	\$ -
San Francisco Unified	San Francisco	Ruth Asawa School of the Arts	57/68478-00-053	12/23/14	\$ 3,754,264	\$ -
Manzanita Elementary	Butte	Manzanita Elementary	57/61499-00-001	12/30/14	\$ 1,298,165	\$ 1,298,165
Biggs Unified	Butte	Biggs Elementary	57/61408-00-001	02/03/15	\$ 1,369,709	\$ 1,369,709
Biggs Unified	Butte	Biggs High	57/61408-00-002	02/03/15	\$ 1,410,217	\$ 1,410,217
Biggs Unified	Butte	Biggs Middle	57/61408-00-003	02/03/15	\$ 589,892	\$ 589,892
Biggs Unified	Butte	Richvale Elementary	57/61408-00-004	02/03/15	\$ 191,342	\$ 191,342
Long Beach Unified	Los Angeles	David Starr Jordan High	57/64725-00-019	02/05/15	\$ 5,707,593	\$ -
Anaheim City Elementary	Orange	Stoddard Elementary	57/66423-00-031	02/17/15	\$ 4,909,955	\$ -
San Francisco Unified	San Francisco	McKinley Elementary	57/68478-00-054	02/17/15	\$ 2,089,664	\$ -
Jefferson Elementary	San Joaquin	Jefferson Elementary	57/68544-00-001	03/19/15	\$ 2,446,857	\$ -
Elk Grove Unified	Sacramento	Dillard Elementary	57/67314-00-019	03/23/15	\$ 1,154,316	\$ -
Fremont Union High	Santa Clara	Homestead High	57/69468-00-016	03/25/15	\$ 1,331,043	\$ -
Capay Joint Union Elementary	Glenn	Capay Joint Union Elementary	57/62554-00-002	03/27/15	\$ 1,111,598	\$ 741,065
Bakersfield City Elementary	Kern	Compton Junior High	57/63321-00-016	04/08/15	\$ 4,599,539	\$ -
San Francisco Unified	San Francisco	Longfellow Elementary	57/68478-00-055	04/14/15	\$ 3,843,211	\$ -

SFP APPLICATIONS
 Modernization School Facilities Program
 - Workload as of July 31, 2017 -

San Francisco Unified	San Francisco	Daniel Webster Elementary	57/68478-00-056	05/04/15	\$ 2,560,618	\$ -
Temple City Unified	Los Angeles	Cloverly Elementary	57/65052-00-009	05/14/15	\$ 1,621,094	\$ -
Burrel Union Elementary	Fresno	Burrel Elementary	57/62042-00-001	05/22/15	\$ 83,711	\$ 55,807
Sanger Unified	Fresno	Lincoln Elementary	57/62414-00-014	05/28/15	\$ 949,356	\$ -
San Francisco Unified	San Francisco	Paul Revere Elementary	57/68478-00-057	05/29/15	\$ 3,320,537	\$ -
Palm Springs Unified	Riverside	Wenzlaff (Edward) Elementary	57/67173-00-009	06/11/15	\$ 3,421,451	\$ -
Clovis Unified	Fresno	Weldon Elementary	57/62117-00-047	06/19/15	\$ 2,619,029	\$ -
Dinuba Unified	Tulare	Lincoln Elementary	57/75531-00-010	06/22/15	\$ 121,470	\$ 80,980
Dinuba Unified	Tulare	Roosevelt Elementary	57/75531-00-011	06/22/15	\$ 70,902	\$ 47,268
Brawley Elementary	Imperial	Hidalgo Elementary	57/63073-00-002	06/25/15	\$ 867,851	\$ -
Temple City Unified	Los Angeles	La Rosa Elementary	57/65052-00-010	06/26/15	\$ 1,707,141	\$ -
Culver City Unified	Los Angeles	Farragut Elementary	57/64444-00-011	07/27/15	\$ 572,219	\$ -
Solano County Office of Education	Solano	Armijo High	57/10488-00-020	08/03/15	\$ 277,700	\$ 185,133
Solano County Office of Education	Solano	Grange Middle	57/10488-00-028	08/03/15	\$ 126,151	\$ 84,101
Twin Rivers Unified	Sacramento	Del Paso Heights Elementary	57/76505-00-041	08/06/15	\$ 268,395	\$ -
Clovis Unified	Fresno	Kastner Intermediate	57/62117-00-048	08/07/15	\$ 1,079,855	\$ -
Culver City Unified	Los Angeles	Culver City Middle	57/64444-00-012	08/11/15	\$ 187,161	\$ -
Pomona Unified	Los Angeles	Lexington Elementary	57/64907-00-026	09/02/15	\$ 1,273,323	\$ -
Pomona Unified	Los Angeles	Philadelphia Elementary	57/64907-00-027	09/02/15	\$ 1,243,356	\$ -
Newport-Mesa Unified	Orange	Newport Harbor High	57/66597-00-036	09/22/15	\$ 1,133,733	\$ -
Taft City Elementary	Kern	Jefferson Elementary	57/63800-00-005	09/28/15	\$ 962,991	\$ -
Taft City Elementary	Kern	Conley Elementary	57/63800-00-006	09/30/15	\$ 699,785	\$ -
Grossmont Union High	San Diego	Monte Vista High	57/68130-00-022	10/01/15	\$ 295,357	\$ -
Alta Vista Elementary	Tulare	Alta Vista Elementary	57/71811-00-003	10/02/15	\$ 157,085	\$ 104,723
Sanger Unified	Fresno	Madison Elementary	57/62414-00-015	10/05/15	\$ 1,637,493	\$ -
Ventura County Office of Education	Ventura	Gateway Community	57/10561-00-005	10/09/15	\$ 80,188	\$ 53,459
Ventura County Office of Education	Ventura	Dean Triggs	57/10561-00-006	10/09/15	\$ 28,249	\$ 18,833
Culver City Unified	Los Angeles	Culver City High	57/64444-00-013	10/19/15	\$ 452,893	\$ -
Newman Crows Landing Unified	Stanislaus	Bonita Elementary	57/73601-00-003	10/23/15	\$ 427,220	\$ -
Saddleback Valley Unified	Orange	La Tierra Elementary	57/73635-00-035	10/26/15	\$ 1,616,860	\$ -
Chico Unified	Butte	Bidwell Junior High	57/61424-00-005	10/30/15	\$ 553,205	\$ -
San Juan Unified	Sacramento	Winston Churchill Middle	57/67447-00-059	10/30/15	\$ 968,435	\$ -
Central Elementary	San Bernardino	Valle Vista Elementary	57/67645-00-005	11/03/15	\$ 2,306,776	\$ -
Pomona Unified	Los Angeles	Ganesha Senior High	57/64907-00-028	11/23/15	\$ 2,225,949	\$ -
Santa Barbara Unified	Santa Barbara	Goleta Valley Junior High	57/76786-00-008	11/30/15	\$ 264,781	\$ -
Oak Valley Union Elementary	Tulare	Oak Valley Elementary	57/72017-00-003	12/01/15	\$ 132,941	\$ 88,627
Placentia-Yorba Linda Unified	Orange	Valencia High	57/66647-00-037	12/07/15	\$ 2,164,084	\$ -
Tipton Elementary	Tulare	Tipton Elementary	57/72215-00-002	01/05/16	\$ 188,481	\$ 125,654
Antioch Unified	Contra Costa	Antioch High	57/61648-00-012	01/22/16	\$ 1,003,154	\$ -
San Ramon Unified	Contra Costa	Armstrong Elementary	57/61804-00-023	01/29/16	\$ 743,550	\$ -
Grossmont Union High	San Diego	Mt. Miguel High	57/68130-00-023	02/10/16	\$ 733,800	\$ -
Grossmont Union High	San Diego	Grossmont High	57/68130-00-024	02/11/16	\$ 9,983,465	\$ -
Happy Valley Elementary	Santa Cruz	Happy Valley Elementary	57/69757-00-001	02/24/16	\$ 104,437	\$ 69,624

SFP APPLICATIONS
 Modernization School Facilities Program
 - Workload as of July 31, 2017 -

Sanger Unified	Fresno	John Wash Elementary	57/62414-00-016	02/25/16	\$ 519,190	\$ -
Reef-Sunset Unified	Kings	Avenal Elementary	57/73932-00-005	02/26/16	\$ 305,851	\$ 203,900
Reef-Sunset Unified	Kings	Avenal High	57/73932-00-006	02/26/16	\$ 101,541	\$ 67,694
Reef-Sunset Unified	Kings	Kettleman City Elementary	57/73932-00-007	02/26/16	\$ 118,718	\$ 79,145
Reef-Sunset Unified	Kings	Reef Sunset Middle	57/73932-00-008	02/26/16	\$ 201,989	\$ 134,659
Reef-Sunset Unified	Kings	Sunrise High	57/73932-00-009	02/26/16	\$ 23,729	\$ 15,820
Culver City Unified	Los Angeles	La Ballona Elementary	57/64444-00-014	03/07/16	\$ 449,119	\$ -
Azusa Unified	Los Angeles	Sierra Contuation High	57/64279-00-014	03/17/16	\$ 45,436	\$ -
San Francisco Unified	San Francisco	Frank McCoppin Elementary	57/68478-63-004	04/04/16	\$ 1,717,428	\$ -
Clay Joint Elementary	Fresno	Clay Elementary	57/62109-00-002	04/11/16	\$ 68,458	\$ 45,639
San Francisco Unified	San Francisco	Chin (John Yehall) Elementary	57/68478-79-003	04/13/16	\$ 1,601,569	\$ -
Downey Unified	Los Angeles	Warren High	57/64451-00-026	04/14/16	\$ 7,790,472	\$ -
Perris Elementary	Riverside	Innovative Horizons Charter (Nan Saunders)	57/67199-00-002	04/20/16	\$ 1,146,879	\$ -
Southern Trinity Joint Unified	Trinity	Van Duzen Elementary	57/73833-00-003	04/27/16	\$ 320,107	\$ -
Newhall ESD	Los Angeles	Newhall Elementary	57/64832-00-004	04/29/16	\$ 1,892,817	\$ -
Sequoia Union High	San Mateo	Sequoia High	57/69062-00-036	05/09/16	\$ 870,887	\$ -
Downey Unified	Los Angeles	Warren High	57/64451-00-027	05/11/16	\$ 1,018,281	\$ -
West Contra Costa Unified	Contra Costa	Pinole Valley High	57/61796-00-051	05/13/16	\$ 15,803,479	\$ -
Dinuba Unified	Tulare	Lincoln Elementary	57/75531-00-012	05/13/16	\$ 782,875	\$ -
Pomona Unified	Los Angeles	Garey High	57/64907-00-029	05/24/16	\$ 2,712,532	\$ -
Tulare City Elementary	Tulare	Roosevelt Elementary	57/72231-00-009	06/15/16	\$ 451,482	\$ -
Tulare City Elementary	Tulare	Garden Elementary	57/72231-00-010	06/15/16	\$ 603,467	\$ -
Tulare Joint Union High	Tulare	Tulare Union High	57/72249-00-005	06/15/16	\$ 1,750,298	\$ -
Pomona Unified	Los Angeles	Lincoln Elementary	57/64907-00-030	06/22/16	\$ 651,661	\$ -
Temecula Valley Unified	Riverside	Margarita Middle	57/75192-00-005	06/27/16	\$ 3,174,736	\$ -
Temecula Valley Unified	Riverside	Nicolas Valley Elementary	57/75192-00-006	06/27/16	\$ 2,254,586	\$ -
Temecula Valley Unified	Riverside	Temecula Valley High	57/75192-00-007	06/27/16	\$ 12,171,037	\$ -
Azusa Unified	Los Angeles	Gladstone High	57/64279-00-015	07/05/16	\$ 139,323	\$ -
Azusa Unified	Los Angeles	Slauson Intermediate	57/64279-00-016	07/05/16	\$ 885,309	\$ -
Stockton Unified	San Joaquin	Roosevelt Elementary	57/68676-00-036	07/06/16	\$ 3,308,713	\$ -
Scott Valley Unified	Siskiyou	Scott Valley Junior High	57/76455-00-005	07/08/16	\$ 1,111,804	\$ -
Stockton Unified	San Joaquin	Victory Elementary	57/68676-00-037	07/12/16	\$ 3,772,638	\$ -
Scott Valley Unified	Siskiyou	Etna Elementary	57/76455-00-006	07/12/16	\$ 1,663,871	\$ -
Scott Valley Unified	Siskiyou	Fort Jones Elementary	57/76455-00-007	07/12/16	\$ 973,976	\$ -
Clovis Unified	Fresno	Mickey Cox Elementary	57/62117-00-049	07/18/16	\$ 445,256	\$ -
Jurupa Unified	Riverside	Jurupa Valley High	57/67090-00-007	07/20/16	\$ 2,845,665	\$ -
Garden Grove Unified	Orange	Ralston Intermediate	57/66522-00-074	07/21/16	\$ 546,307	\$ -
William S. Hart Union High	Los Angeles	Canyon High	57/65136-00-009	07/25/16	\$ 1,076,879	\$ -
Caruthers Unified	Fresno	Caruthers High	57/75598-00-002	07/25/16	\$ 465,082	\$ -
Clovis Unified	Fresno	Fancher Creek Elementary	57/62117-00-050	07/28/16	\$ 1,830,867	\$ -
Natomas Unified	Sacramento	Natomas High	57/75283-00-002	07/28/16	\$ 2,490,244	\$ -
Clovis Unified	Fresno	Cedarwood Elementary	57/62117-00-051	08/02/16	\$ 1,161,834	\$ -
Temple City Unified	Los Angeles	Temple City High	57/65052-00-011	08/02/16	\$ 11,765,735	\$ -

SFP APPLICATIONS
 Modernization School Facilities Program
 - Workload as of July 31, 2017 -

Redondo Beach Unified	Los Angeles	Parras Middle	57/75341-00-023	08/02/16	\$ 2,181,215	\$ -
Redondo Beach Unified	Los Angeles	Adams Middle	57/75341-00-024	08/02/16	\$ 947,609	\$ -
Redondo Beach Unified	Los Angeles	Alta Vista Elementary	57/75341-00-025	08/02/16	\$ 394,566	\$ -
San Juan Unified	Sacramento	Bella Vista High	57/67447-00-060	08/05/16	\$ 807,549	\$ -
Panama-Buena Vista Union	Kern	Sing Lum Elementary	57/63362-00-005	08/15/16	\$ 3,349,861	\$ -
Jurupa Unified	Riverside	Jurupa Unified	57/67090-00-008	08/18/16	\$ 2,445,171	\$ -
Clovis Unified	Fresno	Gateway High	57/62117-00-052	08/19/16	\$ 171,537	\$ -
Downey Unified	Los Angeles	Downey High	57/64451-00-028	08/24/16	\$ 8,712,200	\$ -
Long Beach Unified	Los Angeles	Polytechnic High	57/64725-00-020	08/25/16	\$ 3,431,021	\$ -
Laytonville Unified	Mendocino	Laytonville Elementary	57/73916-00-001	08/25/16	\$ 1,352,300	\$ -
Colton Joint Unified	San Bernardino	Washington Alternative High	57/67686-00-022	08/26/16	\$ 717,889	\$ -
Azusa Unified	Los Angeles	Center Middle	57/64279-00-017	09/06/16	\$ 1,101,077	\$ -
Newport-Mesa Unified	Orange	Adams Elementary	57/66597-00-037	09/07/16	\$ 570,972	\$ -
Newport-Mesa Unified	Orange	Sonora Elementary	57/66597-00-038	09/07/16	\$ 489,115	\$ -
Newport-Mesa Unified	Orange	Paularino Elementary	57/66597-00-039	09/07/16	\$ 376,080	\$ -
Desert Sands Unified	Riverside	Hoover (Herbert) Elementary	57/67058-00-018	09/08/16	\$ 359,051	\$ -
Lincoln Unified	San Joaquin	Lincoln High	57/68569-00-015	09/14/16	\$ 1,921,990	\$ -
Winters Joint Unified	Yolo	Winters Middle	57/72702-00-006	09/16/16	\$ 669,117	\$ -
San Dieguito Union High	San Diego	Earl Warren Middle	57/68346-00-006	09/23/16	\$ 3,567,700	\$ -
Natomas Unified	Sacramento	Leroy Greene Academy	57/75283-00-003	09/23/16	\$ 879,707	\$ -
Newport-Mesa Unified	Orange	Early College High	57/66597-00-040	09/27/16	\$ 2,922,794	\$ -
Corcoran Joint Unified	Kings	John C. Fremont Elementary	57/63891-00-009	09/30/16	\$ 1,951,489	\$ -
Corcoran Joint Unified	Kings	Bret Hart Elementary	57/63891-00-010	09/30/16	\$ 267,091	\$ -
Anaheim Union High	Orange	Katella High	57/66431-00-015	10/10/16	\$ 6,316,804	\$ -
Stockton Unified	San Joaquin	Stockton Unified Early College Academy	57/68676-00-038	10/11/16	\$ 4,993,333	\$ -
Long Beach Unified	Los Angeles	Renaissance High School for the Arts	57/64725-00-021	10/13/16	\$ 7,137,107	\$ -
Pioneer Union Elementary	Kings	Pioneer Elementary	57/63990-00-003	10/26/16	\$ 1,814,387	\$ -
Colton Joint Unified	San Bernardino	Colton High	57/67686-00-023	10/26/16	\$ 1,460,436	\$ -
Sanger Unified	Fresno	Sanger Academy Charter	57/62414-00-017	10/28/16	\$ 695,122	\$ -
Manteca Unified	San Joaquin	Golden West Elementary	57/68593-00-011	10/28/16	\$ 1,512,559	\$ -
Manteca Unified	San Joaquin	Shasta Elementary	57/68593-00-012	10/28/16	\$ 1,467,309	\$ -
Manteca Unified	San Joaquin	Lathrop Elementary	57/68593-00-013	10/28/16	\$ 3,590,945	\$ -
Manteca Unified	San Joaquin	Sequoia Elementary	57/68593-00-014	10/28/16	\$ 3,379,650	\$ -
Manteca Unified	San Joaquin	Lincoln Elementary	57/68593-00-015	10/28/16	\$ 2,637,370	\$ -
Saddleback Valley Unified	Orange	Trabuco Mesa Elementary	57/73635-00-036	10/28/16	\$ 2,580,446	\$ -
Saddleback Valley Unified	Orange	Cielo Vista Elementary	57/73635-00-037	10/28/16	\$ 3,405,226	\$ -
San Ramon Valley Unified	Contra Costa	Walt Disney Elementary	57/61804-00-024	10/31/16	\$ 752,646	\$ -
Clovis Unified	Fresno	Mountain View Elementary	57/62117-00-053	10/31/16	\$ 1,753,916	\$ -
Ceres Unified	Stanislaus	Ceres High	57/71043-00-013	10/31/16	\$ 508,806	\$ -
San Ramon Valley Unified	Contra Costa	Monte Vista High	57/61804-00-025	11/03/16	\$ 943,333	\$ -
Saugus Union	Los Angeles	James Foster Elementary	57/64998-00-008	11/04/16	\$ 603,109	\$ -
Saugus Union	Los Angeles	Charles Helmers Elementary	57/64998-00-009	11/04/16	\$ 3,019,363	\$ -
Garden Grove Unified	Orange	Leo Carrillo Elementary	57/66522-00-075	11/04/16	\$ 473,943	\$ -

SFP APPLICATIONS
 Modernization School Facilities Program
 - Workload as of July 31, 2017 -

Garden Grove Unified	Orange	Post Elementary	57/66522-00-076	11/04/16	\$ 610,486	\$ -
Garden Grove Unified	Orange	Sarah McGarvin Intermediate	57/66522-00-077	11/04/16	\$ 275,644	\$ -
Garden Grove Unified	Orange	Clinton-Mendenhall Elementary	57/66522-00-078	11/04/16	\$ 576,066	\$ -
Garden Grove Unified	Orange	Edward Russell Elementary	57/66522-00-079	11/04/16	\$ 461,237	\$ -
Garden Grove Unified	Orange	Garden Grove High	57/66522-00-080	11/04/16	\$ 1,851,828	\$ -
Garden Grove Unified	Orange	Patton Elementary	57/66522-00-081	11/04/16	\$ 337,209	\$ -
Garden Grove Unified	Orange	Louis Lake Intermediate	57/66522-00-082	11/04/16	\$ 273,536	\$ -
Garden Grove Unified	Orange	Leroy L Doig Intermediate	57/66522-00-083	11/04/16	\$ 658,503	\$ -
Garden Grove Unified	Orange	Dwight D Eisenhower Elementary	57/66522-00-084	11/04/16	\$ 1,016,124	\$ -
Garden Grove Unified	Orange	Bolsa Grande High	57/66522-00-085	11/04/16	\$ 981,772	\$ -
Sonora Elementary	Tuolumne	Sonora Elementary	57/72371-00-004	11/08/16	\$ 1,302,551	\$ -
Sonora Elementary	Tuolumne	Sonora Elementary	57/72371-00-003	11/09/16	\$ 1,980,163	\$ -
Rosemead	Los Angeles	Janson Elementary	57/64931-00-010	11/16/16	\$ 2,473,345	\$ -
Rosemead	Los Angeles	Janson Elementary	57/64931-00-011	11/16/16	\$ 2,477,055	\$ -
Rosemead	Los Angeles	Encinita Elementary	57/64931-00-012	11/16/16	\$ 1,490,541	\$ -
Grossmont Union High	San Diego	Chaparral High	57/68130-00-025	11/17/16	\$ 2,070,961	\$ -
Santa Paula Unified	Ventura	Renaissance High	57/76828-00-001	11/17/16	\$ 704,576	\$ -
Azusa Unified	Los Angeles	Paramount Elementary	57/64279-00-018	11/18/16	\$ 2,740,036	\$ -
Culver City Unified	Los Angeles	El Marino Elementary	57/64444-00-015	11/18/16	\$ 1,300,522	\$ -
Duarte Unified	Los Angeles	Northview Intermediate	57/64469-00-011	11/22/16	\$ 3,095,490	\$ -
Alvord Unified	Riverside	Norte Vista Hihh	57/66977-00-015	11/22/16	\$ 2,222,641	\$ -
Traver Joint Elementary	Tulare	Traver Elementary	57/72223-00-002	11/22/16	\$ 100,694	\$ 67,129
Saddleback Valley Unified	Orange	Mission Viejo High	57/73635-00-038	11/23/16	\$ 3,923,522	\$ -
Saddleback Valley Unified	Orange	Trabuco Hills High	57/73635-00-039	11/29/16	\$ 2,106,288	\$ -
Santa Barbara Unified	Santa Barbara	La Colina Junior High	57/76786-00-009	11/29/16	\$ 924,049	\$ -
Princeton Joint Unified	Glenn	Princeton Junior-Senior High	57/62646-00-001	12/01/16	\$ 1,006,377	\$ -
Princeton Joint Unified	Glenn	Princeton Elementary	57/62646-00-002	12/01/16	\$ 330,205	\$ -
Placer Union High	Placer	Placer High	57/66894-00-010	12/01/16	\$ 3,055,182	\$ -
Torrance Unified	Los Angeles	Torrance High	57/65060-00-035	12/06/16	\$ 4,031,030	\$ -
Merced City Elementary	Merced	Hoover Middle	57/65771-00-012	12/07/16	\$ 3,644,562	\$ -
Stockton Unified	San Joaquin	Edison Senior High	57/68676-00-039	12/07/16	\$ 15,498,438	\$ -
Newport-Mesa Unified	Orange	Corona Del Mar High	57/66597-00-041	12/12/16	\$ 5,320,261	\$ -
Palm Springs Unified	Riverside	Raymond Cree Middle	57/67173-00-010	12/12/16	\$ 570,328	\$ -
Franklin-McKinley Elementary	Santa Clara	Franklin Elementary	57/69450-00-010	12/14/16	\$ 2,258,272	\$ -
Placer Union High	Placer	Del Oro High	57/66894-00-011	12/15/16	\$ 2,669,329	\$ -
Garden Grove Unified	Orange	Marie Hare Continuation High	57/66522-00-086	12/21/16	\$ 856,163	\$ -
Moreno Valley Unified	Riverside	Edgemont Elementary	57/67124-00-009	12/23/16	\$ 1,014,968	\$ -
Moreno Valley Unified	Riverside	Moreno Valley High	57/67124-00-010	12/23/16	\$ 1,597,069	\$ -
Alvord Unified	Riverside	Crista S. McAuliffe Elementary	57/66977-00-016	12/28/16	\$ 804,623	\$ -
Alvord Unified	Riverside	La Sierra High	57/66977-00-017	12/28/16	\$ 2,600,497	\$ -
Alvord Unified	Riverside	Foothill Elementary	57/66977-00-018	12/28/16	\$ 1,449,459	\$ -
Jurupa Unified	Riverside	Peralta Elementary	57/67090-00-009	12/29/16	\$ 667,848	\$ -
Folsom-Cordova Unified	Sacramento	Sundahl (Carl H.) Elementary	57/67330-21-005	01/06/17	\$ 1,820,071	\$ -

SFP APPLICATIONS
 Modernization School Facilities Program
 - Workload as of July 31, 2017 -

Woodville Elementary	Tulare	Woodville Elementary	57/72298-00-002	01/06/17	\$ 166,414	\$ 110,943
Lancaster Elementary	Los Angeles	Joshua Elementary	57/64667-00-008	01/11/17	\$ 1,450,186	\$ -
Hollister Elementary	San Benito	Cerra Vista Elementary	57/67470-00-001	01/11/17	\$ 1,051,133	\$ -
Hollister Elementary	San Benito	Calaveras Elementary	57/67470-00-002	01/11/17	\$ 1,072,673	\$ -
Torrance Unified	Los Angeles	North High	57/65060-00-036	01/12/17	\$ 2,186,461	\$ -
Corcoran Unified	Kings	John Muir Middle	57/63891-00-011	01/13/17	\$ 2,156,370	\$ -
Merced City	Merced	Chenoweth Elementary	57/65771-00-013	01/17/17	\$ 1,284,935	\$ -
Merced City	Merced	Chenoweth Elementary	57/65771-00-014	01/17/17	\$ 638,770	\$ -
Rincon Valley Unioin Elementary	Sonoma	Binkley Elementary	57/70896-00-009	01/17/17	\$ 1,338,594	\$ -
Rincon Valley Unioin Elementary	Sonoma	Madrone Elementary	57/70896-00-010	01/17/17	\$ 567,706	\$ -
Pacific Elementary	Santa Cruz	Pacific Elementary	57/69781-00-001	01/20/17	\$ 45,551	\$ 30,368
Westside Union Elementary	Los Angeles	Cottonwood Elementary	57/65102-00-004	01/24/17	\$ 2,132,422	\$ -
Gridley Unified	Butte	Sycamore Middle	57/75507-00-001	01/24/17	\$ 640,867	\$ -
Gridley Unified	Butte	Sycamore Middle	57/75507-00-002	01/24/17	\$ 634,874	\$ -
Gridley Unified	Butte	Wilson Elementary	57/75507-00-003	01/24/17	\$ 953,374	\$ -
Gridley Unified	Butte	Wilson Elementary	57/75507-00-004	01/24/17	\$ 854,686	\$ -
Gridley Unified	Butte	McKinley Elementary	57/75507-00-005	01/24/17	\$ 1,338,542	\$ -
Pollock Pines Elementary	El Dorado	Pinewood Elementary	57/61960-00-001	01/25/17	\$ 1,105,959	\$ -
Pollock Pines Elementary	El Dorado	Sierra Ridge Middle	57/61960-00-002	01/25/17	\$ 1,282,807	\$ -
Atascadero Unified	San Luis Obispo	Santa Rosa Academy	57/68700-00-004	01/25/17	\$ 3,450,449	\$ -
Arvin Union Elementary	Kern	Haven Drive Middle	57/63313-00-001	01/26/17	\$ 1,506,261	\$ -
Pixley Union Elementary	Tulare	Pixley Union Elementary	57/72041-00-001	01/26/17	\$ 3,418,758	\$ 2,279,172
Atascadero Unified	San Luis Obispo	San Gabriel Elementary	57/68700-00-005	02/01/17	\$ 2,567,362	\$ -
San Carlos Elementary	San Mateo	Tierra Linda Middle	57/69021-00-011	02/01/17	\$ 3,960,544	\$ -
Jurupa Unified	Riverside	Ina Arbuckle Elementary	57/67090-00-010	02/03/17	\$ 2,457,148	\$ -
San Juan Unified	Sacramento	Citrus Heights Elementary	57/67447-00-061	02/03/17	\$ 297,261	\$ -
Corcoran Joint Unified	Kings	Mark Twain Elementary	57/63891-00-012	02/07/17	\$ 2,019,861	\$ -
Newcastle Elementary	Placer	Newcastle Elementary	57/66852-00-002	02/07/17	\$ 80,508	\$ 53,672
Grossmont Union High	San Diego	El Capitan High	57/68130-00-026	02/07/17	\$ 242,388	\$ -
Tahoe-Truckee Joint Unified	Placer	Glenshire Elementary	57/66944-00-013	02/13/17	\$ 1,042,848	\$ -
Tracy Unified	San Joaquin	South West Park Elementary	57/75499-00-011	02/14/17	\$ 2,659,552	\$ -
Azusa Unified	Los Angeles	Center Middle	57/64279-00-019	02/15/17	\$ 3,296,598	\$ -
Alameda Unified	Alameda	Alameda High	57/61119-01-001	02/23/17	\$ 1,679,127	\$ -
Banta Elementary	San Joaquin	Banta Elementary	57/68486-00-002	02/23/17	\$ 80,632	\$ 53,755
Sequoia Union Elementary	Tulare	Sequoia Elementary	57/72116-00-002	02/24/17	\$ 168,807	\$ 112,538
Jurupa Unified	Riverside	Jurupa Valley High	57/67090-00-011	02/27/17	\$ 1,595,262	\$ -
San Juan Unified	Sacramento	Bella Vista High	57/67447-00-062	02/27/17	\$ 741,237	\$ -
Southern Humboldt Joint Unified	Humboldt	South Fork High	57/63040-00-001	03/03/17	\$ 2,114,533	\$ -
Atascadero Unified	San Luis Obispo	Atascadero Junior High	57/68700-00-006	03/03/17	\$ 5,164,441	\$ -
Desert Sands Unified	Riverside	La Quinta Middle	57/67058-00-019	03/06/17	\$ 2,566,440	\$ -
Palm Springs Unified	Riverside	Agua Caliente Elementary	57/67173-00-011	03/07/17	\$ 1,179,108	\$ -
Sierra Sands Unified	Kern	Burroughs High	57/73742-00-009	03/07/17	\$ 8,093,864	\$ 5,395,909
San Ramon Valley Unified	Contra Costa	Bollinger Canyon Elementary	57/61804-00-026	03/13/17	\$ 502,912	\$ -

SFP APPLICATIONS
 Modernization School Facilities Program
 - Workload as of July 31, 2017 -

San Ramon Valley Unified	Contra Costa	Los Cerros Middle	57/61804-00-027	03/13/17	\$ 1,001,109	\$ -
Sierra Sands Unified	Kern	Murray Middle	57/73742-00-010	03/13/17	\$ 4,810,926	\$ 3,207,284
Azusa Unified	Los Angeles	Slauson Middle	57/64279-00-020	03/15/17	\$ 4,694,932	\$ -
San Ramon Valley Unified	Contra Costa	Pine Valley Middle	57/61804-00-028	03/16/17	\$ 858,187	\$ -
San Ramon Valley Unified	Contra Costa	Tassajara Hills Elementary	57/61804-00-029	03/16/17	\$ 670,550	\$ -
Dinuba Unified	Tulare	Dinuba High	57/75531-00-013	03/16/17	\$ 840,068	\$ 560,046
Dinuba Unified	Tulare	Jefferson Elementary	57/75531-00-014	03/16/17	\$ 190,260	\$ 126,840
Dinuba Unified	Tulare	Lincoln Elementary	57/75531-00-015	03/16/17	\$ 100,240	\$ 66,827
Plumas Unified	Plumas	Quincy Elementary	58/66969-00-002	03/20/17	\$ 807,391	\$ -
Torrance Unified	Los Angeles	Calle Mayor Middle School	57/65060-00-037	03/22/17	\$ 1,326,473	\$ -
Downey Unified	Los Angeles	Stauffer Middle	57/64451-00-029	03/23/17	\$ 7,237,121	\$ -
Central Elementary	San Bernardino	Dona Merced Elementary	57/67645-00-006	03/28/17	\$ 700,193	\$ -
Central Elementary	San Bernardino	Bear Gulch Elementary	57/67645-00-007	03/28/17	\$ 826,805	\$ -
Happy Valley Elementary	Santa Cruz	Happy Valley Elementary	58/69757-00-001	04/03/17	\$ 184,707	\$ 123,138
Clovis Unified	Fresno	Red Bank Elementary	57/62117-00-055	04/04/17	\$ 3,090,137	\$ -
Twin Rivers Unified	Sacramento	Frontier Elementary	57/76505-00-042	04/05/17	\$ 798,413	\$ -
Twin Rivers Unified	Sacramento	Castori Elementary	57/76505-00-043	04/05/17	\$ 625,660	\$ -
Twin Rivers Unified	Sacramento	Northwood Elementary	57/76505-00-044	04/05/17	\$ 676,898	\$ -
Potter Valley Community Unified	Mendocino	Potter Valley High	57/73866-00-001	04/07/17	\$ 1,812,691	\$ -
Scotts Valley Unified	Santa Cruz	Scotts Valley Middle	57/75432-00-002	04/20/17	\$ 4,228,965	\$ -
Central Elementary	San Bernardino	Central Elementary	57/67645-00-008	04/24/17	\$ 809,201	\$ -
Menlo Park City Elementary	San Mateo	Laurel Elementary	57/68965-00-006	04/24/17	\$ 1,812,907	\$ -
Fullerton Joint Union High	Orange	Sunny Hills High	57/66514-00-016	04/26/17	\$ 2,230,396	\$ -
San Francisco Unified	San Francisco	Redding Elementary	57/68478-79-004	04/26/17	\$ 1,649,358	\$ -
San Benito High	San Benito	San Benito High	57/67538-00-002	04/27/17	\$ 1,033,724	\$ -
San Benito High	San Benito	San Benito High	57/67538-00-003	04/27/17	\$ 3,781,733	\$ -
San Benito High	San Benito	San Benito High	57/67538-00-004	04/27/17	\$ 797,124	\$ -
Snowline Joint Unified	San Bernardino	Pinon Hills Elementary	57/73957-00-001	05/01/17	\$ 307,917	\$ 205,277
Snowline Joint Unified	San Bernardino	Serrano High	57/73957-00-002	05/01/17	\$ 1,802,099	\$ 1,201,400
Snowline Joint Unified	San Bernardino	Baldy Elementary	57/73957-00-003	05/01/17	\$ 542,519	\$ 361,679
Snowline Joint Unified	San Bernardino	Chaparral Continuation High	57/73957-00-004	05/01/17	\$ 126,468	\$ 84,312
Snowline Joint Unified	San Bernardino	Phelan Elementary	57/73957-00-005	05/01/17	\$ 390,288	\$ 260,195
Snowline Joint Unified	San Bernardino	Quail Valley Middle	57/73957-00-006	05/01/17	\$ 235,451	\$ 156,967
Snowline Joint Unified	San Bernardino	Wrightwood Elementary	57/73957-00-007	05/01/17	\$ 258,119	\$ 172,080
Snowline Joint Unified	San Bernardino	Pinon Mesa Middle	57/73957-00-008	05/01/17	\$ 515,478	\$ 343,652
Sierra Sands Unified	Kern	James Monroe Junior High	58/73742-00-004	05/02/17	\$ 353,872	\$ -
Escalon Unified	San Joaquin	Escalon High	57/68502-00-003	05/04/17	\$ 195,585	\$ -
Taft City Elementary	Kern	Lincoln Junior High	57/63800-00-007	05/09/17	\$ 3,922,144	\$ -
Konocti Unified	Lake	Lower Lake High	57/64022-00-010	05/09/17	\$ 759,579	\$ -
Konocti Unified	Lake	Lower Lake Elementary	57/64022-00-011	05/09/17	\$ 702,458	\$ -
Kern High	Kern	Foothill High	57/63529-00-011	05/17/17	\$ 1,668,200	\$ -
Pomona Unified	Los Angeles	Fremont Academy	57/64907-00-031	05/23/17	\$ 190,358	\$ -
San Jacinto Unified	Riverside	De Anza Elementary	57/67249-00-006	05/23/17	\$ 2,730,216	\$ -

SFP APPLICATIONS
 Modernization School Facilities Program
 - Workload as of July 31, 2017 -

San Jacinto Unified	Riverside	Park Hill	57/67249-00-007	05/23/17	\$ 2,557,969	\$ -
San Ramon Valley Unified	Contra Costa	Iron Horse Middle	57/61804-00-030	05/26/17	\$ 903,361	\$ -
Whittier City	Los Angeles	Dexter Middle	57/65110-00-013	06/02/17	\$ 5,030,095	\$ -
Los Angeles Unified	Los Angeles	Drew (Charles) Middle	57/64733-00-600	06/06/17	\$ 4,199,849	\$ -
Los Angeles Unified	Los Angeles	Kittridge Elementary	57/64733-00-601	06/06/17	\$ 1,825,838	\$ -
Los Angeles Unified	Los Angeles	Hamasaki (Riggin) Elementary	57/64733-00-602	06/06/17	\$ 1,287,581	\$ -
Los Angeles Unified	Los Angeles	Loyola Village Elementary	57/64733-00-603	06/06/17	\$ 1,649,253	\$ -
Los Angeles Unified	Los Angeles	Graham Elementary	57/64733-00-610	06/06/17	\$ 3,852,882	\$ -
Los Angeles Unified	Los Angeles	Tenth Street Elementary	57/64733-00-611	06/06/17	\$ 3,555,182	\$ -
Los Angeles Unified	Los Angeles	Belmont Senior High	57/64733-11-013	06/06/17	\$ 1,992,944	\$ -
Los Angeles Unified	Los Angeles	Loreto Street Elementary	57/64733-00-604	06/12/17	\$ 969,228	\$ -
Los Angeles Unified	Los Angeles	West Vernon Avenue Elementary	57/64733-00-605	06/12/17	\$ 3,129,659	\$ -
Los Angeles Unified	Los Angeles	Alphonso B Perez Special Education Center	57/64733-00-606	06/12/17	\$ 2,182,080	\$ -
Los Angeles Unified	Los Angeles	Loren Miller Elementary	57/64733-00-607	06/12/17	\$ 2,062,559	\$ -
Los Angeles Unified	Los Angeles	Marvin Elementary	57/64733-00-608	06/12/17	\$ 1,761,910	\$ -
Los Angeles Unified	Los Angeles	Fairfax Senior High	57/64733-00-609	06/12/17	\$ 2,391,709	\$ -
Cucamonga Elementary	San Bernardino	The Ontario Center	57/67694-00-004	06/15/17	\$ 2,691,763	\$ -
Ackerman Elementary	Placer	Bowman Elementary	57/66761-00-004	06/16/17	\$ 2,019,694	\$ -
Ceres Unified	Stanislaus	Ceres High	57/71043-00-014	06/19/17	\$ 1,693,230	\$ -
Los Angeles Unified	Los Angeles	Burton Street Elementary	57/64733-00-612	06/20/17	\$ 2,776,042	\$ -
Los Angeles Unified	Los Angeles	State Street Elementary	57/64733-00-613	06/20/17	\$ 2,176,320	\$ -
Los Angeles Unified	Los Angeles	Sherman Oaks Center for Enriched Studies	57/64733-00-614	06/20/17	\$ 2,125,578	\$ -
Los Angeles Unified	Los Angeles	Parthenia Street Elementary	57/64733-00-615	06/20/17	\$ 2,387,217	\$ -
Los Angeles Unified	Los Angeles	James Monroe High	57/64733-00-616	06/20/17	\$ 1,784,276	\$ -
Los Angeles Unified	Los Angeles	Robert Louis Stevenson Middle	57/64733-05-017	06/20/17	\$ 1,225,590	\$ -
Los Angeles Unified	Los Angeles	Montague Charter Academy	57/64733-38-023	06/20/17	\$ 1,849,493	\$ -
Twin Rivers Unified	Sacramento	Foothill High	57/76505-00-045	06/21/17	\$ 215,624	\$ -
Twin Rivers Unified	Sacramento	Sierra View Elementary	57/76505-00-046	06/21/17	\$ 645,285	\$ -
Twin Rivers Unified	Sacramento	Woodlake Elementary	57/76505-00-047	06/21/17	\$ 936,133	\$ -
Twin Rivers Unified	Sacramento	Orchard Elementary	57/76505-00-048	06/21/17	\$ 677,836	\$ -
Twin Rivers Unified	Sacramento	Pioneer Elementary	57/76505-00-049	06/21/17	\$ 666,093	\$ -
Twin Rivers Unified	Sacramento	D W Babcock Elementary	57/76505-02-001	06/21/17	\$ 12,100	\$ -
Twin Rivers Unified	Sacramento	Hazel Strauch Elementary	57/76505-02-002	06/21/17	\$ 953,771	\$ -
Twin Rivers Unified	Sacramento	Hagginwood Elementary	57/76505-02-003	06/21/17	\$ 477,469	\$ -
Fullerton Joint Union High	Orange	Troy High	57/66514-00-017	06/22/17	\$ 3,425,704	\$ -
Jurupa Unified	Riverside	Rubidoux High	57/67090-00-012	06/22/17	\$ 4,876,717	\$ -
San Ramon Valley Unified	Contra Costa	Charlotte Wood Middle	57/61804-00-031	06/29/17	\$ 1,162,640	\$ -
Los Angeles Unified	Los Angeles	Elizabeth Learning Center	57/64733-00-617	07/06/17	\$ 1,635,587	\$ -
Los Angeles Unified	Los Angeles	Sylmar Senior High	57/64733-00-618	07/06/17	\$ 3,027,167	\$ -
Los Angeles Unified	Los Angeles	Griffith Middle	57/64733-00-619	07/06/17	\$ 3,023,576	\$ -
Chaffey Joint Union High	San Bernardino	Rancho Cucamonga High	57/67652-00-004	07/12/17	\$ 9,398,565	\$ -
Gustine Unified	Stanislaus	Gustine High	57/73619-00-005	07/13/17	\$ 1,279,608	\$ -
Brawley Elementary	Imperial	Barbara Worth Junior High	57/63073-00-003	07/14/17	\$ 1,076,419	\$ -

SFP APPLICATIONS
Modernization School Facilities Program
- Workload as of July 31, 2017 -

Chaffey Joint Union High	San Bernardino	Etiwanda High	57/67652-00-005	07/14/17	\$ 19,425,446	\$ -
La Habra City Elementary	Orange	Walnut Elementary	57/66563-00-009	07/17/17	\$ 2,669,971	\$ -
Lincoln Unified	San Joaquin	Claudia Landeen Elementary	57/68569-00-016	07/17/17	\$ 1,012,180	\$ -
Lincoln Unified	San Joaquin	Lincoln Elementary	57/68569-00-017	07/17/17	\$ 798,973	\$ -
Los Angeles Unified	Los Angeles	Hoover Street Elementary	57/64733-00-620	07/18/17	\$ 2,493,434	\$ -
Los Angeles Unified	Los Angeles	Griffin Avenue Elementary	57/64733-00-621	07/18/17	\$ 1,748,486	\$ -
Los Angeles Unified	Los Angeles	El Sereno Middle	57/64733-34-016	07/18/17	\$ 467,371	\$ -
Los Angeles Unified	Los Angeles	Reseda High	57/64733-39-008	07/18/17	\$ 1,622,731	\$ -
Central Union High	Imperial	Southwest High	57/63115-00-003	07/25/17	\$ 2,983,443	\$ -
Los Angeles Unified	Los Angeles	Kennedy (John F.) High	57/64733-00-622	07/25/17	\$ 1,378,141	\$ -
Los Angeles Unified	Los Angeles	Hale Charter School Academy	57/64733-00-623	07/25/17	\$ 4,231,576	\$ -
Los Angeles Unified	Los Angeles	Dana (Richard Henry) Middle	57/64733-20-019	07/25/17	\$ 1,049,442	\$ -
Larkspur Elementary	Marin	Hall Middle	57/65367-00-006	07/26/17	\$ 855,664	\$ -
Santa Paula Unified	Ventura	McKevett Elementary	57/76828-00-002	07/26/17	\$ 1,300,289	\$ -
Torrance Unified	Los Angeles	Bert M. Lynn Middle	57/65060-00-038	07/28/17	\$ 741,833	\$ -
Torrance Unified	Los Angeles	Edison Elementary	57/65060-00-039	07/28/17	\$ 326,165	\$ -
Torrance Unified	Los Angeles	Evelyn Carr Elementary	57/65060-00-040	07/28/17	\$ 73,359	\$ -
Torrance Unified	Los Angeles	Casimir Middle	57/65060-00-041	07/28/17	\$ 274,729	\$ -
Torrance Unified	Los Angeles	Jefferson Middle	57/65060-00-042	07/28/17	\$ 811,892	\$ -
Temecula Valley Unified	Riverside	Temecula Elementary	57/75192-00-008	07/28/17	\$ 691,930	\$ -
Twin Rivers Unified	Sacramento	Noralto Elementary	57/76505-00-050	07/28/17	\$ 912,660	\$ -
Torrance Unified	Los Angeles	Riviera Elementary	57/65060-00-043	07/31/17	\$ 522,319	\$ -
					\$ 926,549,321	\$ 48,309,947
					\$	974,859,268

MODERNIZATION FUNDING SUBTOTALS	\$ 925,203,351	\$ 48,186,809
MODERNIZATION FACILITY HARDSHIP - NON SEISMIC	\$ 1,345,970	\$ 123,138
TOTAL MODERNIZATION FUNDING	\$	974,859,268
MODERNIZATION FACILITY HARDSHIP - SEISMIC	\$ -	\$ -

(a) Represents estimated 60% state share of project including excessive cost grants. Sesimic Mitigation Program projects represents the estimated 50% state share of project. Amounts shown have not been reviewed by OPSC for compliance with all School Facility Program requirements.

(b) Represents estimated financial hardship. Amounts shown have not been reviewed by OPSC for compliance with all School Facility Program requirements.

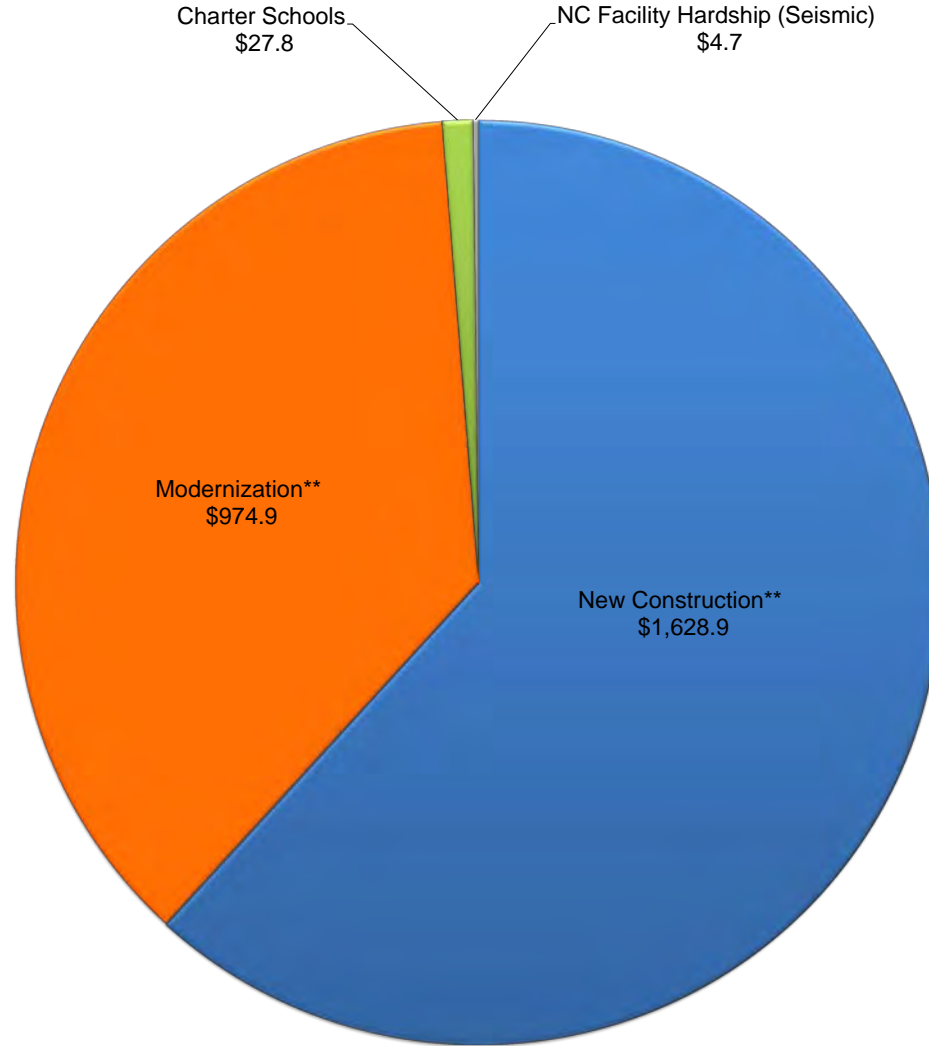
*Facility Hardship project requesting Seismic Mitigation Program funding.

SFP APPLICATIONS
 Overcrowding Relief Grant - School Facilities Program
 - Workload as of July 31, 2017 -

District	County	Site	Application Number	50-04 Date Received	ORG State Share	Status
Covina Valley Unified	Riverside	Sierra Vista Middle	56/64436-01-001*	7/29/2013	\$ 4,311,517	Beyond Authority
Chaffey Joint Union	San Bernardino	Ontario High	56/67652-00-003*	7/25/2013	\$ 8,739,582	Beyond Authority
					\$ 13,051,099	

* Overcrowding Relief Grant applications received by OPSC for the 2013 Filing Round. OPSC has not yet reviewed the total grant requested and the total number of projects exceed available bond authority. Placement on this list does not confirm funding.

School Facility Program Applications within Bond Authority*
- in millions of dollars, as of July 31, 2017-



*The projects on this report only represents completed applications that are awaiting Office of Public School Construction (OPSC) processing and scheduling to the State Allocation Board. It does not reflect the Office of Public School Construction's complete workload or guarantee the project is within available bond authority.

** Includes Facility Hardship Non-Seismic applications.

This list includes future workload that is identified as:

- Pending reflects workload that has been processed by OPSC but awaiting further information/documentation from the district.
- Reviewing reflects currently being processed by OPSC.

INFORMATION ITEM

**FACILITY HARDSHIP/REHABILITATION APPROVALS WITHOUT
FUNDING**

As of June 28, 2017

FACILITY HARDSHIP/REHABILITATION APPROVALS WITHOUT FUNDING

As of June 28, 2017 State Allocation Board

FACILITY HARDSHIP

<i>School District</i>	<i>County</i>	<i>Program</i>	<i>Application Number</i>	<i>School Site Name</i>	<i>SAB Approval Date</i>	<i>Funding Application Due Date</i>	<i>Estimated State Grant</i>
Long Beach Unified	Los Angeles	Seismic Mitigation	51/64725-00-001	Hamilton Junior High	1/27/2016	9/26/2017	\$ 4,578,906
Somis Union	Ventura	Facility Hardship	51/72611-00-001	Somis Elementary	10/17/2016	9/20/2018	TBD
Estimated Total Need (State Share)							\$ 4,578,906

REHABILITATION

<i>School District</i>	<i>County</i>	<i>Program</i>	<i>Application Number</i>	<i>School Site Name</i>	<i>SAB Approval Date</i>	<i>Funding Application Due Date</i>	<i>Estimated State Grant</i>
Maple Elementary	Kern	Facility Hardship	58/63610-00-001	Maple Elementary	12/9/2015	6/9/2017***	\$ 1,437,989*
Maple Elementary	Kern	Seismic Mitigation	58/63610-00-002	Maple Elementary	4/20/2016	10/20/2017	\$ 1,667,845**
West Contra Costa	Contra Costa	Seismic Mitigation	58/61796-00-003	Crespi Junior High	10/17/2016	2/24/2018	\$ 943,871
Estimated Total Need (State Share)							\$ 4,049,705

Facility Hardship and Rehabilitation Estimated Total Need (State Share)							\$ 8,628,611
--	--	--	--	--	--	--	--------------

*Received design apportionment of \$253,763

**Received design apportionment of \$416,948

***Extension request submitted on 6/8/2017

INFORMATION ITEM

FINANCIAL HARDSHIP PROGRAM QUALIFYING CRITERIA

Regulation Section 1859.81. Financial Hardship.

Except for Joint-Use Projects and Career Technical Education Facilities Projects, a district is eligible for financial hardship to fund all or a portion of its matching share requirement after demonstrating the requirements of (a), (c), and (d) below:

- (a) The district is financially unable to provide all necessary matching funds for an eligible project. To determine this, an analysis shall be made of the district's financial records by the OPSC including data and records maintained by the CDE and the County Office of Education. The analysis shall consist of a review of the district's latest Independent Audit regarding funds available from all capital facility accounts, including, but not limited to, developer fees, funds generated from capital facility certificates of participation, federal grants, redevelopment funds, sale proceeds from surplus property, the appraised value of facilities approved for replacement pursuant to Section 1859.82, bond funds either encumbered, unencumbered or authorized but unsold, and savings from other SFP projects. All funds thus identified that have not been expended or encumbered by a contractual agreement for a specific capital outlay purpose prior to the initial request for financial hardship status shall be deemed available as a matching contribution.

After the initial request for financial hardship status is granted, no further encumbrances will be approved by the OPSC and all prospective revenue made available to the district's capital facility accounts shall be deemed available as matching contribution on the subsequent financial hardship review, with the exception of:

- (1) Approved interim housing expenditures.
- (2) Funding to pay for previously recognized multi-year encumbrances approved at the initial financial hardship approval.
- (3) Funding that is transferred into a Special Reserve Fund and is used for the express purpose of the Federal Renovation Program when the amount expended out of that fund does not exceed the maximum Federal Renovation Grant amount.
- (4) Funding that is transferred into a Special Reserve Fund and is used for the express purpose of the School Facilities Needs Assessment Grant Program or Emergency Repair Program when the amount expended out of that fund does not exceed the maximum grant amount apportioned.
- (5) Funding that is transferred into a Special Reserve Fund and is used for the express purpose of the Career Technical Education Facilities Program when the amount expended out of that fund does not exceed the applicant's share of the maximum grant amount apportioned.
- (6) Funding that is transferred into a Special Reserve Fund and used for the express purpose of the Overcrowding Relief Grant when the amount expended out of that fund does not exceed the amount of the site acquisition and design costs of the project and the district has submitted an approved Form SAB 50-11.
- (7) Funding that is used for the express purpose of reimbursing the State a proportionate share of financial hardship received when there has been a transfer of a special education program and title to the facility. In addition, the funding was used within five years of the title transfer.
- (8) Funding to pay for obtaining a structural report pursuant to Section 1859.82 for an approvable and funded seismic mitigation project.
- (9) All other capital facility funding for a period of three years when no subsequent financial hardship request is made during this period, with the exception of the funding identified in (6). The three-year period begins with the date of the most recent financial hardship new construction or modernization adjusted grant funding apportionment.

When Overcrowding Relief Grant funding is set aside pursuant to (6) and the School District has not submitted, or the OPSC has not accepted, a Form SAB 50-04 for an Overcrowding Relief Grant within three years from the date of deposit into the Special Reserve Fund, or the School District has not met the requirements in Sections 1859.90 or 1859.105, remaining funds plus interest accrued at the Pooled Money Investment Board rate at that

time period shall be deemed available as matching contribution on a subsequent financial hardship project or be captured through an audit adjustment pursuant to Section 1859.106.

The financial hardship analysis is subject to approval by the Board.

- (b) From the funds deemed available as a matching contribution, the district may retain \$19,776 per classroom in each enrollment reporting period for the cost to provide interim housing for the currently unhoused pupils of the district. The amount shown shall be adjusted annually in the manner prescribed in Section 1859.71. The number of classrooms needed for interim housing for the currently unhoused pupils shall be the sum of the positive numbers determined in (b)(7) as follows:
- (1) Determine the current enrollment of the district by grade level as shown on the latest Form SAB 50-01.
 - (2) Determine the New Construction Grants apportioned by grade level for all SFP projects and LPP funded under the provisions of Sections 1859.12 or 1859.13 where the district has submitted Form SAB 50-06 indicating that the project is 100 percent complete.
 - (3) Subtract (b)(2) from (b)(1).
 - (4) Determine the number of classrooms by grade level reported in Part 1, Line 8 on Form SAB 50-02.
 - (5) Multiply the classrooms determined in (b)(4) by 25 for K-6, 27 for 7-12, 13 for Non-Severe and 9 for Severe.
 - (6) Subtract the product determined in (b)(5) from the difference determined in (b)(3) by grade level.
 - (7) Divide the difference by grade level determined in (b)(6) by 25 for K-6, 27 for 7-12, 13 for Non-Severe and 9 for Severe and round up to the nearest whole number.

From the funds deemed available as a matching contribution, the district may also retain \$19,776 per portable toilet unit in each reporting period for the cost to provide necessary interim toilet facilities for the currently unhoused pupils of the district. The amount shown shall be adjusted annually in the manner prescribed in Section 1859.71. The number of toilet facilities needed for interim housing shall be the sum of the positive numbers determined in (b)(7) divided by eight rounded up to the nearest whole number.

From the funds deemed available as a matching contribution, the district may also retain \$19,776 per classroom in each reporting period for the cost to provide necessary interim housing for the currently unhoused pupils displaced as a result of a SAB approved seismic mitigation project pursuant to Section 1859.82. The amount shown shall be adjusted annually in the manner prescribed in Section 1859.71. The number of classrooms needed for interim housing shall be the quotient of the displaced pupils by 25 for K-6, 27 for 7-12, 13 for Non-Severe and 9 for Severe and round up to the nearest whole number.

If the district's available funds, as determined by the OPSC analysis less costs for interim housing, is less than its matching share, the district will be deemed to have met the requirements of this Subsection.

- (c) The district has made all reasonable efforts to fund its matching share of the project by demonstrating it is levying the developer fee justified under law or an alternative revenue source equal to or greater than the developer fee otherwise justified under law at the time of request for hardship and the district meets at least one of the following:
- (1) The current outstanding bonded indebtedness of the district issued for the purpose of constructing school facilities in accordance with Education Code Section 17072.35 or 17074.25 as appropriate, at the time of request for financial hardship status, is at least 60 percent of the district's total bonding capacity. Outstanding bonded indebtedness includes that part of general obligation bonds, Mello-Roos Bonds, School Facility Improvement District Bonds and certificates of participation which the district is paying a debt service that was issued for capital outlay school facility purposes.
 - (2) The district had a successful registered voter bond election for at least the maximum amount allowed under Proposition 39 within the previous two years from the date of request for financial hardship status. The proceeds from the bond election that represent the maximum amount allowed under the provisions of Proposition 39 must be used to fund the district's matching share requirement for SFP project(s).
 - (3) It is a County Superintendent of Schools.
 - (4) The district's total bonding capacity at the time of the request for financial hardship status is \$5 million or less.
 - (5) Other evidence of reasonable effort as approved by the SAB.

If the district's request for financial hardship status is denied by the Board, the district may be deemed eligible for rental payments of \$2,000 per year per classroom under the Emergency School Classroom Law of 1979 for a two year period when relocatable classroom buildings are available and the district provides financial documentation that it is unable to afford the full rental amount and any other information satisfactory to the Board that the rental reduction is necessary. The number of classrooms eligible for the \$2,000 rental payments shall be the sum of the numbers determined in (c)(5)(B) as follows:

- (A) Determine the number of pupils by grade level that the district requested a New Construction Grant on the Form SAB 50-04 that were denied financial hardship status.
- (B) Divide the number by grade level determined in (c)(5)(A) by 25 for K-6, 27 for 7-12, 13 for Non-Severe and 9 for Severe and round up to the nearest whole number.
- (d) The district has not signed a contract for acquisition or construction of classrooms that replace existing facility(ies), which were included in the determination of the district's new construction eligibility pursuant to Education Code Section 17071.75, in a locally funded project during the five-year period immediately preceding the district's application for financial hardship assistance. This restriction may be lifted if the Board finds that unforeseen and extenuating circumstances existed that required the district to use local funds to replace the facility(ies).
- (e) If the district meets the financial hardship requirements in this Section, the amount of financial hardship is equal to the district's matching share less funds deemed available in (a).
- (1) Once a district has been notified by the OPSC that it meets the requirements of financial hardship in this Section, the district may file Form SAB 50-04 under the provisions of financial hardship anytime within a period of 180 calendar days from the date of the OPSC notification.
- (2) If the district does not submit Form SAB 50-04 under the provisions of financial hardship within 180 calendar days of the OPSC notification of approval of financial hardship status, the district must re-qualify for financial hardship status under the provisions of this Section by submittal of a new request for financial hardship status.
- (3) If the district submits Form SAB 50-04 within 180 calendar days of the OPSC notification of approval of financial hardship and the project(s) has been included on an unfunded list for more than 180 calendar days, a review of the district's funds pursuant to (a) will be made to determine if additional district funds are available to fund the district's matching share of the project(s).

Financial hardship approval status by the OPSC for a separate design and/or site apportionment does not apply to any subsequent funding for the project(s).

- (f) If the district submits Form SAB 50-04 within 180 calendar days of the OPSC notification of approval of financial hardship and the project(s) has been included on the "Unfunded List (Lack of AB 55 Loans)" for more than 180 calendar days as a result of the State of California's inability to provide interim financing from the Pooled Money Investment Account (AB 55 loans), the Board may suspend the unfunded review requirement as defined in Regulation Section 1859.81(e). Projects added to any other unfunded list shall be subject to the review detailed in Regulation Section 1859.81(e). Regulation Section 1859.81(f) shall become inoperative July 1, 2011.
- (g) A project added to an unfunded list on or after July 1, 2011 will be subject to the review detailed in section (e)(3). For projects added to an unfunded list between February 25, 2009 and June 30, 2011, only the district's financial records on or after July 1, 2011 will be considered in calculating any adjustment to the district's matching share.

Note: Authority cited: Sections 17070.35, 17075.15, 17078.72 and 17592.73, Education Code.

Reference: Sections 17071.75, 17075.10, 17075.15, and 17079.20, Education Code.