

State Allocation Board Agenda



Lisa Silverman, Executive Officer
Office of Public School Construction
707 Third Street
West Sacramento, CA 95605

Public Meeting
Monday, April 24, 2017
State Capitol, Room 113*
Sacramento, CA 95814
4:00 p.m.*

General Information
(916) 376-1771

For further information please contact your Project Manager.

*Meeting room and time subject to change.

A copy of the 10-Day Notice can be found on the [OPSC website](#).

April 24, 2017

Agenda

<u>TAB</u>	<u>SUBJECT</u>	<u>PRESENTER</u>	<u>PAGE</u>
	Call Meeting to Order	Chair	
	Roll Call	Secretary	
	Table of Contents		i - ii
1	Alphabetical Listing		iii - v
2	Minutes of January 25, 2017		1 - 6
3	Executive Officer Statement		7
4	<u>CONSENT AGENDA</u>		
	<u>SCHOOL FACILITY PROGRAM</u>		
	Resolution		8
	Priority Funding School Construction Apportionments		9 – 36
	Funding		37
	Unfunded Approvals		38 – 40
	Amended Unfunded Approval		41
	Closeouts		42 – 52
	Reductions to Costs Incurred and Rescissions		53 – 54
	<u>OTHER PROGRAMS</u>		
	Exemptions for Independent Study Facilities		55 – 57
	Emergency Repair Program Grant Adjustments-Savings		58 - 60
	Emergency Repair Program Funding		61 – 64
	Facility Hardship/Rehabilitation		65 – 69
	Waivers of the Substantial Enrollment Requirement		70 – 72
5	<u>STATUS OF FUNDS</u>		
	STATUS OF FUND RELEASES		73 – 75
	STATUS OF FUNDS		76 – 96

NEXT MONTHLY STATE ALLOCATION BOARD MEETING – MAY 24, 2017

April 24, 2017

Agenda

<u>TAB</u>	<u>SUBJECT</u>	<u>PAGE</u>
6	<u>APPEAL ITEMS</u>	
	BEVERLY HILLS UNIFIED/LOS ANGELES 51/64311-00-005 To present the District's request for approval for Seismic Mitigation Program replacement funding In order to rehabilitate a qualified historical building.	97 - 112
7	<u>ACTION ITEMS</u>	
	REGULATORY AMENDMENTS FOR INCREASED PROGRAM ACCOUNTABILITY To present the State Allocation Board with amend- ments to the School Facility Program Regulations that incorporate grant agreements into the program for greater program accountability.	113 – 221f
	SCHOOL FACILITY PROGRAM UNFUNDED LIST To present to the State Allocation Board a list of School Facility Program applications for approval for placement on the Unfunded List (Lack of AB 55 Loans) as shown on Attachment A.	222 – 357
	SCHOOL FACILITY PROGRAM APPLICATIONS RECEIVED BEYOND BOND AUTHORITY LIST To present the State Allocation Board with options to address projects on the Applications Received Beyond Bond Authority List.	358 - 384
8	<u>INFORMATION</u>	
	State Allocation Board Three-Month Projected Workload	385 – 386
	Dates for 2017 State Allocation Board Meetings	387
	School Facility Program Unfunded List	388 – 394
	School Facility Program Workload List	395 – 399
	School Facility Program Acknowledged List	400 – 417
	Facility Hardship/Rehabilitation Approvals Without Funding	418 – 419
	Financial Hardship Program Qualifying Criteria	420 – 422

April 24, 2017

Alphabetical Listing

School District	County	Category	Page No.
DESERT SANDS UNIFIED	RIVERSIDE	SFP-Mod.	Consent 37
FALLBROOK UNION ELEMENTARY	SAN DIEGO	SFP-New Const.	Consent 9
FALLBROOK UNION ELEMENTARY	SAN DIEGO	SFP-New Const.	Consent 9
GUADALUPE UNION ELEMENTARY	SANTA BARBARA	ERP	Consent 58
GUADALUPE UNION ELEMENTARY	SANTA BARBARA	ERP	Consent 58
GUADALUPE UNION ELEMENTARY	SANTA BARBARA	ERP	Consent 58
HEMET UNIFIED	RIVERSIDE	SFP-New Const.	Consent 9
HYDESVILLE ELEMENTARY	HUMBOLDT	SFP-New Const.	Consent 70
KERN HIGH	KERN	Continued Use	Consent 55
KINGS RIVER UNION ELEMENTARY	TULARE	ERP	Consent 58
LODI UNIFIED	SAN JOAQUIN	ERP	Consent 61
LODI UNIFIED	SAN JOAQUIN	ERP	Consent 61
LOS ANGELES CO. OFC. OF ED.	LOS ANGELES	SFP-New Const.	Consent 43
LOS ANGELES CO. OFC. OF ED.	LOS ANGELES	SFP-New Const.	Consent 44
MUPU ELEMENTARY	VENTURA	SFP - Mod.	Consent 46
OCEAN VIEW ELEMENTARY	ORANGE	SFP - Mod.	Consent 9
OCEAN VIEW ELEMENTARY	ORANGE	SFP - Mod.	Consent 9
OXNARD UNION HIGH	VENTURA	SFP-Career Tech	Consent 52
PITTSBURG UNIFIED	CONTRA COSTA	ERP	Consent 61
PLUMAS UNIFIED	PLUMAS	SFP-Mod.	Consent41*
RIVERSIDE UNIFIED	RIVERSIDE	SFP-Mod.	Consent 9
SACRAMENTO CITY UNIFIED	SACRAMENTO	ERP	Consent 58
SACRAMENTO CITY UNIFIED	SACRAMENTO	ERP	Consent 58
SACRAMENTO CITY UNIFIED	SACRAMENTO	ERP	Consent 58
SACRAMENTO CITY UNIFIED	SACRAMENTO	ERP	Consent 58
SACRAMENTO CITY UNIFIED	SACRAMENTO	ERP	Consent 58
SACRAMENTO CITY UNIFIED	SACRAMENTO	ERP	Consent 58
SACRAMENTO CITY UNIFIED	SACRAMENTO	ERP	Consent 58
SACRAMENTO CITY UNIFIED	SACRAMENTO	ERP	Consent 58
SACRAMENTO CITY UNIFIED	SACRAMENTO	ERP	Consent 58
SACRAMENTO CITY UNIFIED	SACRAMENTO	ERP	Consent 58
SACRAMENTO CITY UNIFIED	SACRAMENTO	ERP	Consent 58
SACRAMENTO CITY UNIFIED	SACRAMENTO	ERP	Consent 58
SACRAMENTO CITY UNIFIED	SACRAMENTO	ERP	Consent 58
SACRAMENTO CITY UNIFIED	SACRAMENTO	ERP	Consent 58
SACRAMENTO CITY UNIFIED	SACRAMENTO	ERP	Consent 58
SACRAMENTO CITY UNIFIED	SACRAMENTO	ERP	Consent 58
SACRAMENTO CITY UNIFIED	SACRAMENTO	ERP	Consent 58
SACRAMENTO CITY UNIFIED	SACRAMENTO	ERP	Consent 61
SAN BERNARDINO CITY UNIFIED	SAN BERNARDINO	SFP-Mod.	Consent 47
SAN BERNARDINO CITY UNIFIED	SAN BERNARDINO	SFP-Mod.	Consent 48
SAN BERNARDINO CITY UNIFIED	SAN BERNARDINO	SFP-Mod.	Consent 49
SAN BERNARDINO CITY UNIFIED	SAN BERNARDINO	SFP-Mod.	Consent 50
SAN BERNARDINO CITY UNIFIED	SAN BERNARDINO	SFP-Mod.	Consent 51
SAN BERNARDINO CO. OFC. OF ED.	SAN BERNARDINO	SFP-New Const.	Consent 53

April 24, 2017

Alphabetical Listing

School District	County	Category	Page No.
SAN BERNARDINO CO, OFC, OF ED.	SAN BERNARDINO	SFP-New Const.	Consent 53
SAN BERNARDINO CO, OFC, OF ED,	SAN BERNARDINO	SFP-New Const.	Consent 53
SAN BERNARDINO CO. OFC, OF ED,	SAN BERNARDINO	SFP-New Const.	Consent 53
SAN FRANCISCO UNIFIED	SAN FRANCISCO	ERP	Consent 61
SAN JACINTO UNIFIED	RIVERSIDE	SFP-New Const.	Consent 45
SAN JUAN UNIFIED	SACRAMENTO	SFP-New Const.	Consent 9
SAN LORENZO UNIFIED	ALAMEDA	SFP-Charter	Consent38*
SANTA ANA UNIFIED	ORANGE	SFP-Charter	Consent 9
SANTA ROSA HIGH	SONOMA	ERP	Consent 58
SANTA ROSA HIGH	SONOMA	ERP	Consent 58
SANTA ROSA HIGH	SONOMA	ERP	Consent 58
SCOTIA UNION ELEMENTARY	HUMBOLDT	SFP-Mod.	Consent 53
TEHAMA COUNTY OFFICE OF EDUCATION	TEHAMA	SFP-New Const.	Consent 53
VAL VERDE UNIFIED	RIVERSIDE	SFP-ORG	Consent 9
WASHINGTON UNIFIED	YOLO	ERP	Consent 58
WASHINGTON UNIFIED	YOLO	ERP	Consent 58
WASHINGTON UNIFIED	YOLO	ERP	Consent 58
WASHINGTON UNIFIED	YOLO	ERP	Consent 61
WEST CONTRA COSTA UNIFIED	CONTRA COSTA	SFP-Mod.	Consent 9
WOODLAKE UNION HIGH	TULARE	ERP	Consent 61
WOODLAKE UNION HIGH	TULARE	ERP	Consent 61
WOODLAKE UNION HIGH	TULARE	ERP	Consent 61

April 24, 2017
Attachment A

School Facility Program Unfunded List

School District	County	Application Number
ALHAMBRA UNIFIED	LOS ANGELES	57/75713-00-026
ALHAMBRA UNIFIED	LOS ANGELES	57/75713-00-027
ANAHEIM CITY	ORANGE	57/66423-00-030
ANDERSON VALLEY UNIFIED	MENDOCINO	57/65540-00-003
ANDERSON VALLEY UNIFIED	MENDOCINO	57/65540-00-004
BAKERSFIELD CITY ELEMENTARY	KERN	50/63321-00-026
BAKERSFIELD CITY ELEMENTARY	KERN	50/63321-00-027
BALDWIN PARK UNIFIED	LOS ANGELES	57/64287-00-016
BELMONT-REDWOOD SHORES ELEM.	SAN MATEO	57/68866-00-009
BELMONT-REDWOOD SHORES ELEM.	SAN MATEO	57/68866-00-010
BREA-OLINDA UNIFIED	ORANGE	57/66449-00-012
BURLINGAME ELEMENTARY	SAN MATEO	57/68882-00-008
CAJON VALLEY UNION ELEMENTARY	SAN DIEGO	57/67991-00-009
CAJON VALLEY UNION ELEMENTARY	SAN DIEGO	57/67991-00-010
CALISTOGA JOINT UNIFIED	NAPA	57/66241-00-003
CARLSBAD UNIFIED	SAN DIEGO	57/73551-00-009
CENTINELA VALLEY UNION HIGH	LOS ANGELES	50/64352-02-001
CENTINELA VALLEY UNION HIGH	LOS ANGELES	57/64352-00-004
CENTINELA VALLEY UNION HIGH	LOS ANGELES	57/64352-00-005
CENTINELA VALLEY UNION HIGH	LOS ANGELES	57/64352-00-006
CENTRAL UNIFIED	FRESNO	57/73965-00-006
CENTRAL UNIFIED	FRESNO	57/73965-00-007
CHICO UNIFIED	BUTTE	57/61424-00-004
CORONA-NORCO UNIFIED	RIVERSIDE	50/67033-00-036
CULVER CITY UNIFIED	LOS ANGELES	57/64444-00-009
CULVER CITY UNIFIED	LOS ANGELES	57/64444-00-010
CYPRESS ELEMENTARY	ORANGE	57/66480-00-004
DUNHAM ELEMENTARY	SONOMA	57/70672-00-001
EAST SIDE UNION HIGH	SANTA CLARA	57/69427-00-033
EUREKA CITY UNIFIED	HUMBOLDT	57/75515-00-011
FRANKLIN-MCKINLEY ELEMENTARY	SANTA CLARA	57/69450-00-009
FRESNO UNIFIED	FRESNO	50/62166-00-024
FRESNO UNIFIED	FRESNO	50/62166-00-025
FRESNO UNIFIED	FRESNO	50/62166-00-026
FRESNO UNIFIED	FRESNO	57/62166-00-137
FRESNO UNIFIED	FRESNO	57/62166-00-138
FRESNO UNIFIED	FRESNO	57/62166-00-139
FRESNO UNIFIED	FRESNO	57/62166-00-140
FRESNO UNIFIED	FRESNO	57/62166-00-141
GILROY UNIFIED	SANTA CLARA	57/69484-00-008
GROSSMONT UNION HIGH	SAN DIEGO	57/68130-00-018
LAKE ELEMENTARY	GLENN	57/62596-00-001
LAKE TAHOE UNIFIED	EL DORADO	57/61903-00-007
LAMMERSVILLE JOINT UNIFIED	SAN JOAQUIN	50/76760-00-006
LARKSPUR ELEMENTARY	MARIN	57/65367-00-003

April 24, 2017
Attachment A

School Facility Program Unfunded List

School District	County	Application Number
LARKSPUR ELEMENTARY	MARIN	57/65367-00-004
LOS ANGELES UNIFIED	LOS ANGELES	57/64733-00-585
LOS ANGELES UNIFIED	LOS ANGELES	57/64733-00-586
LOS ANGELES UNIFIED	LOS ANGELES	57/64733-00-587
LOS ANGELES UNIFIED	LOS ANGELES	57/64733-00-588
LOS ANGELES UNIFIED	LOS ANGELES	57/64733-00-589
LOS ANGELES UNIFIED	LOS ANGELES	57/64733-00-590
LOS ANGELES UNIFIED	LOS ANGELES	57/64733-00-592
LOS ANGELES UNIFIED	LOS ANGELES	57/64733-00-594
LOS ANGELES UNIFIED	LOS ANGELES	57/64733-00-595
LOS ANGELES UNIFIED	LOS ANGELES	57/64733-00-597
LOS ANGELES UNIFIED	LOS ANGELES	57/64733-00-598
LOS ANGELES UNIFIED	LOS ANGELES	57/64733-00-599
LOS ANGELES UNIFIED	LOS ANGELES	57/64733-16-010
LOS ANGELES UNIFIED	LOS ANGELES	57/64733-16-011
LOS ANGELES UNIFIED	LOS ANGELES	57/64733-17-012
LOS ANGELES UNIFIED	LOS ANGELES	57/64733-32-022
LOS ANGELES UNIFIED	LOS ANGELES	57/64733-37-006
LOS ANGELES UNIFIED	LOS ANGELES	57/64733-38-022
LOS ANGELES UNIFIED	LOS ANGELES	57/64733-39-007
LOS ANGELES UNIFIED	LOS ANGELES	57/64733-41-005
LOS ANGELES UNIFIED	LOS ANGELES	57/64733-41-006
LOS ANGELES UNIFIED	LOS ANGELES	57/64733-61-009
MANZANITA ELEMENTARY	BUTTE	57/61499-00-001
MARTINEZ UNIFIED	CONTRA COSTA	57/61739-00-007
MENDOCINO COUNTY OFFICE OF ED.	MENDOCINO	57/10231-00-001
MERIDIAN ELEMENTARY	SUTTER	57/71415-00-001
MONTEREY COUNTY OFFICE OF ED.	MONTEREY	57/10272-00-001
NEWPORT-MESA UNIFIED	ORANGE	50/66597-00-015
NEWPORT-MESA UNIFIED	ORANGE	50/66597-00-016
NEWPORT-MESA UNIFIED	ORANGE	50/66597-00-017
NEWPORT-MESA UNIFIED	ORANGE	50/66597-00-018
NEWPORT-MESA UNIFIED	ORANGE	57/66597-00-031
NEWPORT-MESA UNIFIED	ORANGE	57/66597-00-032
NEWPORT-MESA UNIFIED	ORANGE	57/66597-00-033
OAKLAND UNIFIED	ALAMEDA	57/61259-00-070
ORLAND JOINT UNIFIED	GLENN	57/75481-00-005
PALO ALTO UNIFIED	SANTA CLARA	50/69641-00-001
PALO ALTO UNIFIED	SANTA CLARA	50/69641-00-002
PALO ALTO UNIFIED	SANTA CLARA	57/69641-00-029
PALO ALTO UNIFIED	SANTA CLARA	57/69641-00-030
PALOS VERDES PENINSULA UNIFIED	LOS ANGELES	50/64865-00-006
PALOS VERDES PENINSULA UNIFIED	LOS ANGELES	57/64865-00-025
PITTSBURG UNIFIED	CONTRA COSTA	57/61788-00-009
PLACENTIA-YURBA LINDA UNIFIED	ORANGE	57/66647-00-033
REDONDO BEACH UNIFIED	LOS ANGELES	57/75341-00-019
REDONDO BEACH UNIFIED	LOS ANGELES	57/75341-00-020

April 24, 2017

Attachment A

School Facility Program Unfunded List

School District	County	Application Number
REDONDO BEACH UNIFIED	LOS ANGELES	57/75341-00-021
REDONDO BEACH UNIFIED	LOS ANGELES	57/75341-00-022
RINCON VALLEY UNION ELEMENTARY	SONOMA	57/70896-00-008
SAN DIEGO UNIFIED	SAN DIEGO	57/68338-00-229
SAN JUAN UNIFIED	SACRAMENTO	57/67447-00-058
SAN MARCOS UNIFIED	SAN DIEGO	50/73791-00-013
SAN MARCOS UNIFIED	SAN DIEGO	50/73791-00-014
SAN MARCOS UNIFIED	SAN DIEGO	57/73791-00-005
SAN RAMON VALLEY UNIFIED	CONTRA COSTA	50/61804-01-001
SAN RAMON VALLEY UNIFIED	CONTRA COSTA	57/61804-00-021
SAN RAMON VALLEY UNIFIED	CONTRA COSTA	57/61804-00-022
SANTA ANA UNIFIED	ORANGE	57/66670-00-052
SANTEE ELEMENTARY	SAN DIEGO	57/68361-00-010
SANTEE ELEMENTARY	SAN DIEGO	57/68361-00-011
SANTEE ELEMENTARY	SAN DIEGO	57/68361-00-012
SAVANNA ELEMENTARY	ORANGE	57/66696-00-003
SEQUOIA UNION HIGH	SAN MATEO	50/69062-01-003
SIERRA SANDS UNIFIED	KERN	57/73742-00-008
SIMI VALLEY UNIFIED	VENTURA	57/72603-00-029
SIMI VALLEY UNIFIED	VENTURA	57/72603-00-030
SOLANA BEACH ELEMENTARY	SAN DIEGO	50/68387-00-002
SOLVANG ELEMENTARY	SANTA BARBARA	57/69336-00-002
STOCKTON UNIFIED	SAN JOAQUIN	57/68676-00-034
STOCKTON UNIFIED	SAN JOAQUIN	57/68676-00-035
STRATHMORE UNION ELEMENTARY	TULARE	57/72157-00-003
TEMECULA VALLEY UNIFIED	RIVERSIDE	50/75192-00-039
TUSTIN UNIFIED	ORANGE	50/73643-00-019
VAL VERDE UNIFIED	RIVERSIDE	50/75242-00-026
VENTURA COUNTY OFFICE OF ED.	VENTURA	57/10561-00-004
VICTOR VALLEY UNION HIGH	SAN BERNARDINO	50/67934-00-021
VICTOR VALLEY UNION HIGH	SAN BERNARDINO	50/67934-00-022
WASHINGTON UNIFIED	FRESNO	57/76778-00-001
WEST CONTRA COSTA UNIFIED	CONTRA COSTA	57/61796-00-044
WEST CONTRA COSTA UNIFIED	CONTRA COSTA	57/61796-00-045
WEST CONTRA COSTA UNIFIED	CONTRA COSTA	57/61796-00-047
WHITTIER UNION HIGH	LOS ANGELES	57/65128-00-021
WINDSOR UNIFIED	SONOMA	50/75358-00-014

OPSC PROGRAM CODES

SCHOOL FACILITY PROGRAM (SFP)

- 50 – NEW CONSTRUCTION
- 51 – NEW CONSTRUCTION FACILITY HARDSHIP
- 52 – SFP JOINT-USE
- 53 – CRITICALLY OVERCROWDED SCHOOLS
- 54 – CHARTER SCHOOLS
- 55 – CAREER TECH NEW CONSTRUCTION
- 56 – OVERCROWDING RELIEF GRANT PROGRAM
- 57 – MODERNIZATION
- 58 – MODERNIZATION FACILITY HARDSHIP
- 59 – CAREER TECH MODERNIZATION

OTHER PROGRAMS

- 25 – RELOCATABLE CLASSROOM PROGRAM
- 34 – AIR CONDITIONING PROGRAM
- 40 – DEFERRED MAINTENANCE PROGRAM
- 61 – EMERGENCY REPAIR PROGRAM
- 92 – UNUSED SITES PROGRAM

MINUTES
State Allocation Board
January 25, 2017

Upon notice duly given, the monthly meeting of the State Allocation Board (SAB) was held at the State Capitol, Room 447, in Sacramento, California on January 25, 2017 at 4:00 p.m.

Members of the SAB present were as follows:

- Eraina Ortega, Chief Deputy Director, Policy, Department of Finance, designated representative for Michael Cohen, Director, Department of Finance
- Jeffrey McGuire, Chief Deputy Director, Department of General Services, designated representative for Daniel Kim, Director, Department of General Services
- Juan Mireles, Director, School Facilities and Transportation Services Division, California Department of Education, designated representative for Tom Torlakson, Superintendent of Public Instruction
- Cesar Diaz, appointee of Edmund G. Brown, Jr., Governor of the State of California
- Assembly Member Adrin Nazarian
- Assembly Member Rocky Chavez
- Assembly Member Patrick O'Donnell

The three Senate members of the SAB are vacant until such time appointments have been made.

Representative of the SAB was as follows:

Lisa Silverman, Executive Officer

Representatives of the Department of General Services, Office of Public School Construction (OPSC), were as follows:

Lisa Silverman, Executive Officer
Barbara Kampmeiner, Deputy Executive Officer

Representative of the Department of General Services, Office of Legal Services, was as follows:

Jonette Banzon, Attorney

With a quorum present, Ms. Ortega, Chair, called the meeting to order at 4:03 p.m.

PRIOR MINUTES

A motion was made, and carried, to approve the December 5, 2016 SAB Minutes.

EXECUTIVE OFFICER'S STATEMENT

The Executive Officer informed the SAB of the following:

Upcoming Charter Round Opening

With the successful passage of Proposition 51, \$500 million was made available for the Charter School Facilities Program (CSFP). Consistent with CSFP regulations, a new filing round opened and applications were being accepted beginning February 6, 2017 until the round closes on June 5, 2017 at 5:00 p.m. Applications must contain wet signatures and any application received after 5:00 p.m. on June 5, 2017 will be returned to the applicant. OPSC staff has been providing workshops and webinars on the CSFP application process.

August 2016 Priority Funding Apportionments

The SAB approved \$78.7 million in priority funding apportionments, on August 17, 2016, for 20 projects representing 14 school districts. OPSC received 11 *Fund Release Authorization* (Form SAB 50-05s) representing \$77.4 million as of November 15, 2016.

EXECUTIVE OFFICER'S STATEMENT (cont.)**Next SAB Meeting**

The SAB and stakeholders were informed that the next monthly SAB meeting would be scheduled for Wednesday, February 22, 2017.

CONSENT ITEMS

A motion was made, and carried, to approve the Consent calendar as presented.

FINANCIAL REPORTS***Status of Fund Releases***

The Executive Officer presented this item and the SAB accepted the Status of Fund Releases report as presented.

Status of Funds

The Executive Officer presented this item and the SAB accepted the Status of Funds report as presented.

REPORTS, DISCUSSION, AND INFORMATION ITEMS***2016 Office of State Audit and Evaluations Report and Greater Program Accountability***

The SAB accepted the report and directed staff to bring back grant agreements and companion regulations to the March 2017 SAB meeting.

Overview of Informational Lists

The SAB acknowledged the report.

Legislative Update

The SAB acknowledged the report.

The SAB acknowledged the following reports:

State Allocation Board Three-Month Projected Workload***State Allocation Board Meeting Dates for the 2017 Calendar Year******School Facility Program Unfunded List as of December 5, 2016******School Facility Program Applications Received Beyond Bond Authority List as of December 31, 2016******School Facility Program Workload List of Applications Received Through December 31, 2016******Facility Hardship/Rehabilitation Approvals Without Funding as of December 5, 2016***

ADJOURNMENT

There being no further business to come before the SAB, the Chair adjourned the meeting at 4:38 p.m.

A handwritten signature in black ink, appearing to read "Lisa Silverman". The signature is written in a cursive, flowing style.

LISA SILVERMAN, Executive Officer

ATTACHMENT A
Approved Consent Items on 1/25/2017

Program	Application Number	District	County
Emergency Repair Program	61/69914-00-017	CASCADE UNION ELEMENTARY	SHASTA
Emergency Repair Program	61/73437-00-198	COMPTON UNIFIED	LOS ANGELES
Emergency Repair Program	61/73437-00-190	COMPTON UNIFIED	LOS ANGELES
Emergency Repair Program	61/73437-00-183	COMPTON UNIFIED	LOS ANGELES
Emergency Repair Program	61/73437-00-169	COMPTON UNIFIED	LOS ANGELES
Emergency Repair Program	61/73437-00-163	COMPTON UNIFIED	LOS ANGELES
Emergency Repair Program	61/73437-00-161	COMPTON UNIFIED	LOS ANGELES
Emergency Repair Program	61/73437-00-159	COMPTON UNIFIED	LOS ANGELES
Emergency Repair Program	61/73437-00-156	COMPTON UNIFIED	LOS ANGELES
Emergency Repair Program	61/73437-00-152	COMPTON UNIFIED	LOS ANGELES
Emergency Repair Program	61/73437-00-151	COMPTON UNIFIED	LOS ANGELES
Emergency Repair Program	61/73437-00-150	COMPTON UNIFIED	LOS ANGELES
Emergency Repair Program	61/73437-00-142	COMPTON UNIFIED	LOS ANGELES
Emergency Repair Program	61/73437-00-141	COMPTON UNIFIED	LOS ANGELES
Emergency Repair Program	61/73437-00-140	COMPTON UNIFIED	LOS ANGELES
Emergency Repair Program	61/73437-00-136	COMPTON UNIFIED	LOS ANGELES
Emergency Repair Program	61/73437-00-130	COMPTON UNIFIED	LOS ANGELES
Emergency Repair Program	61/73437-00-129	COMPTON UNIFIED	LOS ANGELES
Emergency Repair Program	61/67058-00-011	DESERT SANDS UNIFIED	RIVERSIDE
Emergency Repair Program	61/67058-00-010	DESERT SANDS UNIFIED	RIVERSIDE
Emergency Repair Program	61/67058-00-009	DESERT SANDS UNIFIED	RIVERSIDE
Emergency Repair Program	61/69427-00-036	EAST SIDE UNION HIGH	SANTA CLARA
Emergency Repair Program	61/69427-00-035	EAST SIDE UNION HIGH	SANTA CLARA
Emergency Repair Program	61/69427-00-032	EAST SIDE UNION HIGH	SANTA CLARA
Emergency Repair Program	61/69427-00-029	EAST SIDE UNION HIGH	SANTA CLARA
Emergency Repair Program	61/69427-00-028	EAST SIDE UNION HIGH	SANTA CLARA
Emergency Repair Program	61/69427-00-025	EAST SIDE UNION HIGH	SANTA CLARA
Emergency Repair Program	61/69427-00-022	EAST SIDE UNION HIGH	SANTA CLARA
Emergency Repair Program	61/69427-00-021	EAST SIDE UNION HIGH	SANTA CLARA
Emergency Repair Program	61/69427-00-015	EAST SIDE UNION HIGH	SANTA CLARA
Emergency Repair Program	61/64634-00-005	INGLEWOOD UNIFIED	LOS ANGELES
Emergency Repair Program	61/66050-00-003	KING CITY UNION	MONTEREY
Emergency Repair Program	61/66050-00-001	KING CITY UNION	MONTEREY
Emergency Repair Program	61/68585-00-080	LODI UNIFIED	SAN JOAQUIN
Emergency Repair Program	61/64725-00-040	LONG BEACH UNIFIED	LOS ANGELES
Emergency Repair Program	61/64774-00-035	LYNWOOD UNIFIED	LOS ANGELES
Emergency Repair Program	61/64774-00-054	LYNWOOD UNIFIED	LOS ANGELES
Emergency Repair Program	61/64774-00-051	LYNWOOD UNIFIED	LOS ANGELES
Emergency Repair Program	61/64774-00-049	LYNWOOD UNIFIED	LOS ANGELES
Emergency Repair Program	61/64774-00-047	LYNWOOD UNIFIED	LOS ANGELES
Emergency Repair Program	61/64774-00-045	LYNWOOD UNIFIED	LOS ANGELES
Emergency Repair Program	61/64774-00-044	LYNWOOD UNIFIED	LOS ANGELES
Emergency Repair Program	61/64774-00-043	LYNWOOD UNIFIED	LOS ANGELES
Emergency Repair Program	61/64774-00-042	LYNWOOD UNIFIED	LOS ANGELES
Emergency Repair Program	61/64774-00-038	LYNWOOD UNIFIED	LOS ANGELES
Emergency Repair Program	61/64774-00-033	LYNWOOD UNIFIED	LOS ANGELES
Emergency Repair Program	61/67124-00-107	MORENO VALLEY UNIFIED	RIVERSIDE
Emergency Repair Program	61/67124-00-105	MORENO VALLEY UNIFIED	RIVERSIDE
Emergency Repair Program	61/67124-00-104	MORENO VALLEY UNIFIED	RIVERSIDE
Emergency Repair Program	61/67124-00-103	MORENO VALLEY UNIFIED	RIVERSIDE
Emergency Repair Program	61/67124-00-102	MORENO VALLEY UNIFIED	RIVERSIDE
Emergency Repair Program	61/67124-00-101	MORENO VALLEY UNIFIED	RIVERSIDE
Emergency Repair Program	61/67124-00-089	MORENO VALLEY UNIFIED	RIVERSIDE
Emergency Repair Program	61/67124-00-085	MORENO VALLEY UNIFIED	RIVERSIDE
Emergency Repair Program	61/67124-00-062	MORENO VALLEY UNIFIED	RIVERSIDE
Emergency Repair Program	61/67124-00-061	MORENO VALLEY UNIFIED	RIVERSIDE
Emergency Repair Program	61/67124-00-053	MORENO VALLEY UNIFIED	RIVERSIDE
Emergency Repair Program	61/67124-00-052	MORENO VALLEY UNIFIED	RIVERSIDE
Emergency Repair Program	61/64816-00-020	MOUNTAIN VIEW ELEMENTARY	LOS ANGELES
Emergency Repair Program	61/64816-00-016	MOUNTAIN VIEW ELEMENTARY	LOS ANGELES
Emergency Repair Program	61/64816-00-014	MOUNTAIN VIEW ELEMENTARY	LOS ANGELES
Emergency Repair Program	61/64881-00-049	PASADENA UNIFIED	LOS ANGELES
Emergency Repair Program	61/64881-00-048	PASADENA UNIFIED	LOS ANGELES
Emergency Repair Program	61/64881-00-047	PASADENA UNIFIED	LOS ANGELES
Emergency Repair Program	61/64881-00-045	PASADENA UNIFIED	LOS ANGELES
Emergency Repair Program	61/64881-00-044	PASADENA UNIFIED	LOS ANGELES
Emergency Repair Program	61/64881-00-043	PASADENA UNIFIED	LOS ANGELES

ATTACHMENT A
Approved Consent Items on 1/25/2017

Program	Application Number	District	County
Emergency Repair Program	61/68676-00-055	STOCKTON UNIFIED	SAN JOAQUIN
Emergency Repair Program	61/68676-00-054	STOCKTON UNIFIED	SAN JOAQUIN
Emergency Repair Program	61/68676-00-053	STOCKTON UNIFIED	SAN JOAQUIN
Emergency Repair Program	61/68676-00-051	STOCKTON UNIFIED	SAN JOAQUIN
Emergency Repair Program	61/72280-00-013	WOODLAKE UNION HIGH	TULARE
Emergency Repair Program	61/72280-00-012	WOODLAKE UNION HIGH	TULARE
Emergency Repair Program	61/72280-00-011	WOODLAKE UNION HIGH	TULARE
SFP - Charter Schools	54/75283-00-002	NATOMAS UNIFIED	SACRAMENTO
SFP - COS	53/64733-00-310	LOS ANGELES UNIFIED	LOS ANGELES
SFP - COS	53/64733-00-135	LOS ANGELES UNIFIED	LOS ANGELES
SFP - COS	53/64733-00-135	LOS ANGELES UNIFIED	LOS ANGELES
SFP - COS	53/64733-00-310	LOS ANGELES UNIFIED	LOS ANGELES
SFP - Modernization	57/73783-00-005	BLACK OAK MINE UNIFIED	EL DORADO
SFP - Modernization	58/67058-00-004	DESERT SANDS UNIFIED	RIVERSIDE- WITHDRAWN
SFP - Modernization	57/65821-00-002	PLANADA ELEMENTARY	MERCED
SFP - Modernization	58/66969-00-001	PLUMAS UNIFIED	PLUMAS
SFP - Modernization	58/66969-00-001	PLUMAS UNIFIED	PLUMAS
SFP - Modernization	58/66969-00-001	PLUMAS UNIFIED	PLUMAS
SFP - New Construction	50/10090-99-002	EL DORADO COUNTY OFFICE OF EDUCATION	EL DORADO
SFP - New Construction	50/73809-00-003	FIREBAUGH-LAS DELTAS UNIFIED	FRESNO
SFP - New Construction	50/70003-00-003	GRANT ELEMENTARY	SHASTA
SFP - New Construction	50/66050-00-002	KING CITY UNION	MONTEREY
SFP - New Construction	50/66050-00-002	KING CITY UNION	MONTEREY
SFP - New Construction	50/64733-00-142	LOS ANGELES UNIFIED	LOS ANGELES
SFP - New Construction	50/64733-00-137	LOS ANGELES UNIFIED	LOS ANGELES
SFP - New Construction	50/64733-00-142	LOS ANGELES UNIFIED	LOS ANGELES
SFP - New Construction	50/64733-00-137	LOS ANGELES UNIFIED	LOS ANGELES
SFP - New Construction	50/10272-00-010	MONTEREY COUNTY OFFICE OF EDUCATION	MONTEREY
SFP - New Construction	50/66266-00-002	NAPA VALLEY UNIFIED	NAPA
SFP - New Construction	50/66266-00-002	NAPA VALLEY UNIFIED	NAPA
SFP - New Construction	50/67850-00-004	RIALTO UNIFIED	SAN BERNARDINO
SFP - New Construction	50/71654-00-004	RICHFIELD ELEMENTARY	TEHAMA
SFP - New Construction	50/10363-03-048	SAN BERNARDINO COUNTY OFFICE OF EDUCATION	SAN BERNARDINO
SFP - New Construction	50/69062-01-005	SEQUOIA UNION HIGH	SAN MATEO
SFP - New Construction	50/69062-01-002	SEQUOIA UNION HIGH	SAN MATEO
SFP - New Construction	50/69062-01-005	SEQUOIA UNION HIGH	SAN MATEO
SFP - New Construction	50/69062-01-002	SEQUOIA UNION HIGH	SAN MATEO

EXECUTIVE OFFICER STATEMENT
State Allocation Board Meeting, April 24, 2017

PRIORITY FUNDING APPORTIONMENTS

The Consent portion of this agenda includes \$63 million in priority funding apportionments for 17 projects representing 13 school districts for the Board's approval. Of the 17 projects 16 of them are required to submit a *Fund Release Authorization* (Form SAB 50-05) containing an original signature by **Monday, July 24, 2017**.

Notification of Potential Fund Release Delays

While school districts will have 90 days to submit a Fund Release Authorization (Form SAB 50-05) to OPSC for these apportionments, there will be a delay in processing any fund release request received after **Wednesday, May 31, 2017**, due to the fiscal year-end closing process at the State Controller's Office. Fund release requests received after this date will not be submitted to the State Controller's Office until after July 1, 2017.

In addition, on July 1, OPSC is going live in the new FI\$Cal system. If OPSC experiences any issues using FI\$Cal, processing of fund releases may be delayed; Staff will immediately inform all affected school districts.

UPCOMING PRIORITY FUNDING FILING ROUND

The next priority funding filing period will begin on May 10, 2017 and will close on June 8, 2017. Any project that has received an unfunded approval by the Board before June 8th deadline will be eligible to submit a priority of funding certification. Priority funding requests with original signatures must be physically received by OPSC before the close of business on June 8, 2017. These requests will be valid from July 1, 2017 through December 31, 2017.

Requirements for Participation in Priority Funding

OPSC reminds school districts that the requirements for Participation in the Priority Funding Process are in effect (SFP Regulation Section 1859.90.3). There are two ways for a school district to not participate in the priority funding process as follows:

- Not submit a valid priority funding request in the 30-day filing period, or
- Submit a valid priority funding request but fail to submit a valid *Fund Release Authorization* (Form SAB 50-05) to request the release of funds after the Board approves an apportionment.

The second time that either of these occurs, the funding for the project will be rescinded without further action by the Board. For additional information, please refer to the [Procedures for School Facility Program Funding](#).

CURRENT CHARTER ROUND is OPEN

With the passage of Proposition 51, \$500 million is now available for the Charter School Facilities Program (CSFP). Consistent with CSFP regulations a new filing round opened and applications are currently being accepted until the round closes on **June 5, 2017 at 5:00 p.m.** Applications must contain an original, wet signature. Applications received after **5:00 p.m. on June 5, 2017** will be returned to the applicant.

If the total amount requested from valid and complete applications submitted exceeds the available \$500 million, a preference points system and funding matrix will be used to fund the successful applicants. OPSC staff will be providing a webinar and workshops on the CSFP application process. Dates will be announced in the near future.

For additional information please refer to the [Charter School Facilities Program webpage](#).

NEXT STATE ALLOCATION BOARD MEETING

The next meeting is scheduled for **Wednesday, May 24, 2017**.

State of California
State Allocation Board
School Facility Program

This Resolution of the State Allocation Board (hereafter referred to as the "Board") is applicable to the appropriate sections of the Education Code and is described and filed in the office of the Executive Officer and will be made available to all interested parties as the Resolution pertains to the documents attached hereto. Said documents were acted upon by the Board at its meeting on April 24, 2017.

WHEREAS, the Board has previously approved or determined to be approvable a number of projects for construction or modernization eligibility of facilities for school districts and is making apportionments and/or unfunded approvals for the grant amounts for projects that meet the Board's criteria for the apportionment of grants pursuant to Education Code Sections 17072.10, 17078.52, 17078.70, 17079 or 17074.10 or Board Regulations 1859.81.1 or 1859.83;

WHEREAS, Treasury Regulations Section 1.150-2 require the State (on whose behalf the Board is acting) to declare its reasonable intent to provide grant funding to school districts, in accordance with Board policy and law, for costs of the projects with proceeds of State bonds;

NOW THEREFORE, BE IT RESOLVED:

1. This Resolution is adopted by the Board for the purposes of establishing compliance with Treasury Regulations Section 1.150-2, and this Resolution does not bind the Board to make any additional apportionment, or bind the State to incur any indebtedness.
2. The Board anticipates that some or all of the school districts listed on the list of "Projects" referred to in this Resolution will pay certain capital expenditures in connection with some or all of the project costs prior to the issuance of bonds by the State to pay for the grants for the projects. The reimbursement of such costs is consistent with the State's budgetary and financial circumstances, and in accordance with Board policy, as no other funds or accounts of the State have been budgeted or are available to pay the costs of the projects on either a short-term or a long-term basis.
3. The Board, acting on behalf of the State, hereby declares that it is the State's official intent to use proceeds of general obligation bonds that may become available for such purpose, consistent with the requirements of law that are in effect at the time the funds are available, to provide grants in accordance with applicable laws and regulations.
4. This Resolution shall be continuously available for inspection by the general public during normal business hours at the offices of the Board at 707 3rd Street, West Sacramento, California, commencing within one week after the date of enactment of this Resolution.
5. Any eligibility determination does not constitute a commitment of future funding by the Board.

I, the undersigned, duly authorized as the Executive Officer of the State Allocation Board, do hereby certify the foregoing to be true and correct, and that this Resolution was adopted at a meeting of said Board on April 24, 2017 at Sacramento, California.



Lisa Silverman
Executive Officer
State Allocation Board

REPORT OF THE EXECUTIVE OFFICER
State Allocation Board Meeting, April 24, 2017

PRIORITY FUNDING SCHOOL CONSTRUCTION APPORTIONMENTS

PURPOSE OF REPORT

To provide priority School Facility Program (SFP) funding apportionments for \$63 million for the projects that submitted a valid certification.

DESCRIPTION

At the May 2011 State Allocation Board (Board) meeting, the Board approved proposed regulations establishing two annual filing periods for prioritizing school construction funding as cash proceeds became available to provide apportionments. The Office of Administrative Law (OAL) then approved the regulations on July 27, 2011. The proposed regulations created two 30-day periods in which school districts could request to receive an apportionment upon acknowledgement that a *Fund Release Authorization* (Form SAB 50-05) could be submitted within 90 days of receiving an apportionment.

Based on the current regulations, the recent 30-day filing period began on November 9, 2016 and ended on December 8, 2016. Requests must have been physically received by the Office of Public School Construction (OPSC) on or before December 8, 2016 and are valid from January 1, 2017 through June 30, 2017.

By approving this item, the Board will provide approximately \$63 million in apportionments for 17 projects that represents 13 school districts.

AUTHORITY

See Attachment A.

BACKGROUND

Requests/Acknowledgements

Pursuant to SFP Regulations, districts choosing to participate in the priority funding process must submit a request to convert an Unfunded Approval to an apportionment. As part of the request, districts are required to make the following acknowledgements:

- The district understands that the time limit on fund release shall be no more than 90 days from the date of Apportionment.
- The District acknowledges that failure to submit a valid *Fund Release Authorization* (Form SAB 50-05) within the 90-day period will result in the project being rescinded without further Board action. A rescinded application will revert back to an Unfunded Approval at the bottom of the unfunded list and cannot be guaranteed bond authority. The application will receive a new Unfunded Approval date of Monday July 24, 2017.
- In the case that multiple rescissions are made by the SAB, each separate application will be placed at the bottom of the unfunded approvals list in the order of the original unfunded approval date. The district will not be required to resubmit the application and no further application review will be required.

(Continued on Page Two)

BACKGROUND (cont.)

Requests/Acknowledgements (cont.)

- The district acknowledges that by participating in the priority funding process, the district is waiving its right to the 18-month timeline for fund release submittal.

By approving this item, the Board will provide approximately \$63 million in apportionments for 17 projects on the Unfunded List (Lack of AB 55 Loans) that have submitted priority funding requests and are eligible for an apportionment. Any requests by districts to participate in the priority funding process that are not converted to apportionments shall retain their date order position on the Unfunded List (Lack of AB 55 Loans) unless the school district receives a second non-participation occurrence. Any project receiving a second non-participation occurrence will be rescinded without further Board action.

This priority funding round generated \$63 million in apportionment requests from 13 school districts for 17 out of 17 unique projects, which represent 100 percent of the projects on the Unfunded List (Lack of AB 55 Loans) that could have submitted requests. In this round, the Board is able to provide apportionments for all \$63 million in apportionment requests. The attachments provide detailed lists of the apportionment requests received during this filing period that remain on the Unfunded List (Lack of AB 55 Loans). The applications receiving an apportionment are highlighted in Attachments B, C D, E, F, and G.

STAFF ANALYSIS/STATEMENTS

Current/Future Request Periods

Requests submitted during the 30-day period that ended on December 8, 2016 will expire on June 30, 2017. A new 30-day priority funding request filing period will begin on May 10, 2017 and will end on June 8, 2017. Requests submitted during that period will be valid from July 1, 2017 through December 31, 2017.

Fund Release Requirements

Districts receiving apportionments are required to submit a valid Form SAB 50-05 containing an original signature for each approved application. Forms SAB 50-05 must be physically received by the OPSC at 707 Third Street, West Sacramento, CA 95605 prior to the close of business on July 24, 2017. If a district fails to submit a valid Form SAB 50-05 within the allotted time frame, the project will be rescinded without further Board action and will receive a new Unfunded Approval date of July 24, 2017 on the Unfunded List (Lack of AB 55 Loans).

Non-Participation in Priority Funding Process

On March 25, 2013, regulation amendments regarding non-participation in the priority funding process became effective. The regulation changes limit the number of times a district can choose not to participate in the priority funding process for a project on the Unfunded List (Lack of AB 55 Loans). Projects receiving an apportionment in this item but do not submit a valid Form SAB 50-05 by close of business on July 24, 2017 will receive one non-participation occurrence. If this is the project's second non-participation occurrence, the project will be fully rescinded without further Board action and will not return to the Unfunded List (Lack of AB 55 Loans). The bond authority associated with rescinded projects will return to the SFP. Currently, there is one school district at risk for receiving a second non-participation occurrence. This project could return \$859,181 in bond authority to the SFP (as highlighted in blue on Attachment G).

(Continued on Page Three)

STAFF ANALYSIS/STATEMENTS (cont.)

Listing of Attachments

Attachment A	Authority
Attachment B	Unfunded Approvals Receiving Priority Funding Apportionments
Attachment C	Proposition 1A Unfunded Approvals as of January 25, 2017
Attachment D	Proposition 47 Unfunded Approvals as of January 25, 2017
Attachment E	Proposition 55 Unfunded Approvals as of January 25, 2017
Attachment F	Proposition 1D Unfunded Approvals as of January 25, 2017
Attachment G	All Unfunded Approvals as of January 25, 2017

RECOMMENDATIONS

1. Approve apportionments for the projects as shown on Attachment B in the amount of \$63 million.
2. Declare that all applications receiving apportionments are subject to the new construction grant adjustment pursuant to EC Section 17072.11(b) and are not considered full and final until the Board has made the adjustment.

ATTACHMENT A

AUTHORITY (as of July 13, 2016)

Education Code Section 17070.35(a) states, "In addition to all other powers and duties as are granted to the board by this chapter, other statutes, or the California Constitution, the board shall do all of the following:

- (1) Adopt rules and regulations, pursuant to the rulemaking provisions of the Administrative Procedure Act, Chapter 3.5 (commencing with Section 11340) of Part 1 of Division 3 of Title 2 of the Government Code, for the administration of this chapter...
- (2) Establish and publish any procedures and policies in connection with the administration of this chapter as it deems necessary...."

Government Code Section 15503 states:

Whenever the board is required to make allocations or apportionments under this part, it shall prescribe rules and regulations for the administration of, and not inconsistent with, the act making the appropriation of funds to be allocated or apportioned. The board shall require the procedure, forms, and the submission of any information it may deem necessary or appropriate. Unless otherwise provided in the appropriation act, the board may require that applications for allocations or apportionments be submitted to it for approval.

Budget Letter 10-09 requires that if there are insufficient bond proceeds, departments and agencies are responsible for prioritizing the projects that will be funded consistent with the prioritization criteria outlined (including job creation). It also indicates that if bond proceeds are not managed efficiently, additional bonds may not be sold for the program.

School Facility Program (SFP) Regulation Section 1859.2 states:

'For the purpose of these regulations, the terms set forth below shall have the following meanings, subject to the provisions of the Act:...

"Unfunded List" means an information list of unfunded projects, with the exception of the unfunded list defined below as "Unfunded List (Lack of AB 55 Loans)".

"Unfunded List (Lack of AB 55 Loans)" means an information list of unfunded projects that was created due to the State's inability to provide interim financing from the Pooled Money Investment Account (AB 55 loans) to fund school construction projects as declared in the Department of Finance Budget Letter #33 issued on December 18, 2008."

SFP Regulation Section 1859.90.2, "Priority Funding Process" states:

The priority funding process allows the Board to distribute available funds to districts or charter schools that request, pursuant to (a) or (b) below, as applicable, an Apportionment or an advance release of funds from a Preliminary Apportionment or Preliminary Charter School Apportionment, during specific 30-calendar day filing periods beginning with July 27, 2011 and continuing with the 2nd Wednesday of January and the 2nd Wednesday of July of 2012. Requests submitted during the filing periods described above are valid until the next filing period begins. The specific 30-calendar day filing periods subsequent to 2012 begin with January 9, 2013 and continue with the 2nd Wednesday of May and the 2nd Wednesday of November, each calendar year. Requests submitted during the filing period beginning with January 9, 2013 are valid until June 30, 2013. Requests submitted during a filing period beginning with the 2nd Wednesday of May are valid from July 1 until December 31 of that year. Requests submitted during a filing period beginning with the 2nd Wednesday in November are valid from January 1 until June 30 of the following year. Requests must be physically received by the OPSC by the 30th calendar day of each filing period to be considered valid.

(a) In order to be considered for an Apportionment, approved advance release of design funds from a Preliminary Charter School Apportionment, or approved advance release of environmental hardship site acquisition funds from a Preliminary Apportionment, the district or charter school must provide a priority funding request in the form of a written statement signed by an authorized representative that includes each of the project Application numbers, and

ATTACHMENT A

AUTHORITY (cont.)

the type of Apportionment request (e.g., Apportionment, separate Apportionment for design or site acquisition), within the 30-calendar day filing period, and shall contain the following:

- (1) Statement that the request is to convert the unfunded approval to an Apportionment or to receive an approved advance release of funds; and
- (2) Acknowledgement that a valid, original signature Form SAB 50-05 must be submitted and physically received by the OPSC within 90 calendar days of Apportionment or approved advance release of funds request, except for a Career Technical Education Facilities Project in (a)(5), and that failure to do so will result in the rescission of the Apportionment or approved advance release of funds request without further Board action; and
- (3) Acknowledgement that, if the district submits the Form SAB 50-05 on or after July 1, 2013 and is required to submit an LCP third party report, pursuant to Section 1859.97(b), the report will be submitted to the OPSC and the DIR at least 60 days prior to submitting the Form SAB 50-05; and
- (4) For those receiving an Apportionment, acknowledgement that by participating in the priority funding process, the district or charter school is waiving its right to the 18 month timeline for fund release submittal described in Section 1859.90.
- (5) For a Career Technical Education Facilities Project that was granted an unfunded approval without the required CDE plan approval and/or required DSA-approved plans and specifications, the applicant's request must include:
 - (A) Acknowledgement that the applicant must submit the required approval(s) to the OPSC within 12 months from the date of the Apportionment. If the required submittal(s) is not received within 12 months, the Apportionment shall be rescinded without further Board action pursuant to Section 1859.197(c)(1); and
 - (B) Acknowledgement that a valid, original signature Form SAB 50-05 must be submitted and physically received by the OPSC within 90 calendar days of the submittal described in (5)(A) and that failure to do so will result in the rescission of the Apportionment without further Board action.
- (b) In order to be considered for an approved advance release of site acquisition funds from a Preliminary Charter School Apportionment, the district or charter school must provide a priority funding request in the form of a written statement signed by an authorized representative within the 30-calendar day filing period, and shall contain all of the following:
 - (1) Statement that the request is to convert the advance release of funds to an approved advance release of funds request; and,
 - (2) Acknowledgement that a valid, original signature Form SAB 50-05 must be submitted and physically received by the OPSC within 180 calendar days of the approved advance release of funds request and that failure to do so will result in the rescission of the approved advance release of funds request without further Board action; and
 - (3) Acknowledgement that it must provide evidence that it has entered into the Charter School Agreements within 90 calendar days of approval of the advance release of funds request and that failure to do so will result in the rescission of the approval without further Board action.
- (c) If a district or charter school receives an Apportionment or approved advance release of funds request through the priority funding process, the OPSC must receive a valid, original signature copy of the Form SAB 50-05 within the specified time period, pursuant to (a)(2), (a)(5) or (b)(2) as applicable. If the OPSC does not receive a valid, original signature copy of the Form SAB 50-05 within the time period:
 - (1) The priority funding Apportionment or approved advance release of funds request shall be rescinded without further Board action, and
 - (2) If the Application is not subject to rescission pursuant to Section 1859.90.3(c) as defined in Section 1859.90.3(d), the Application shall return to the Unfunded List (Lack of AB 55 Loans) with a new unfunded approval date that is 90 calendar days from the date of Apportionment or approval of the advance release of funds request.
- (d) In the event that the amount of requests received during a specific 30-calendar day filing period exceeds the funds available, the Board shall apportion based on the unfunded approval date and the Application received date up to the available cash from each bond source. Projects that have requested to participate in the priority funding process for which an Apportionment cannot be provided shall retain their date order position on the Unfunded List (Lack of AB 55 Loans). Requests not converted to Apportionments will not be returned to the district or kept by the OPSC.

ATTACHMENT A

AUTHORITY (cont.)

(e) For purposes of this section “rescinded” or “rescission” shall mean that the Apportionment or approved advance release of funds request returns to unfunded approval status with a new unfunded approval date, except for (a)(5)(A). The new unfunded approval date will be 90 calendar days from the Apportionment date. The district or charter school will not be required to re-submit the Application and no further Application review will be required.

SFP Regulation Section 1859.90.3, “Participation in the Priority Funding Process” states:

This section applies to Applications for funding for new construction, modernization, Overcrowding Relief Grant, Career Technical Education Facilities Program, Facility Hardship pursuant to Section 1859.82 and rehabilitation pursuant to Section 1859.83(e), and Charter School Facilities Program, excluding advance release of design and/or site acquisition funds from a Preliminary Charter School Apportionment.

(a) For each Application on the Unfunded List (Lack of AB 55 Loans) for new construction, modernization, Facility Hardship pursuant to Section 1859.82 or rehabilitation pursuant to Section 1859.83(e), the occurrences of (1) or (2) below shall be limited after the effective date of this regulation section [March 25, 2013]. For each Application on the Unfunded List (Lack of AB 55 Loans) for Overcrowding Relief Grant, Career Technical Education Facilities Program, and Charter School Facilities Program, excluding advance release of design and/or site acquisition funds from a Preliminary Charter School Apportionment, the occurrences of (1) or (2) below shall be limited after the effective date of this regulation section [October 1, 2014]:

(1) The district abstains from participating in a priority funding 30-calendar day filing period described in Section 1859.90.2 for the Application on the Unfunded List (Lack of AB 55 Loans).

(2) The Application receives a priority funding Apportionment pursuant to Section 1859.90.2(a), and the district fails to meet the fund release requirements pursuant to Section 1859.90.2(c).

(b) The first occurrence of (a)(1) or (a)(2) shall result in the following, as applicable:

(1) If (a)(1) occurs, the Application shall retain its place on the Unfunded List (Lack of AB 55 Loans).

(2) If (a)(2) occurs, the priority funding Apportionment shall be rescinded and the Application shall be returned to the Unfunded List (Lack of AB 55 Loans) pursuant to Section 1859.90.2(c)(2).

(c) If subsection (b) has occurred, a subsequent occurrence of either (a)(1) or (a)(2) shall result in the rescission of the Application’s Apportionment and/or unfunded approval, as applicable, and the removal of the Application from the Unfunded List (Lack of AB 55 Loans) without further Board action. The Application shall be returned to the applicant.

(d) For purposes of subsection (c), “rescinded” or “rescission” of an unfunded approval shall mean that the bond authority associated with the Apportionment or unfunded approval, as applicable, returns to the appropriate School Facility Program bond authority source for reallocation. If applicable, the pupils housed in the project will be added back to the district’s baseline eligibility pursuant to Sections 1859.51(d) for new construction or 1859.61(d) for modernization.

SFP Regulation Section 1859.129(b)(2) states:

Has 18 months from the date the [Division of State Architect] DSA and [California Department of Education] CDE approved plans were submitted to the OPSC to submit a completed Form SAB 50-05 or the apportionment will be rescinded without further Board action. If the district is requesting an Apportionment pursuant to Section 1859.90.1 or 1859.90.2, the Board will require that this time limit be reduced to no more than 90 days from the date of the Apportionment.

SFP Regulation Section 1859.197 (b)(2) states:

Has 18 months from the date the CDE plan approval and DSA-approved plans and specifications, as needed, are submitted to the OPSC to submit a completed Form SAB 50-05 or the Apportionment shall be rescinded without further Board action. If the district is requesting an apportionment pursuant to Section 1859.90.1 or 1859.90.2, the Board will require that this time limit be reduced to no more than 90 days from the date of the Apportionment.

SCHOOL FACILITY PROGRAM
 State Allocation Board Meeting, April 24, 2017

County	School District	Application Number	Program	Approval	Received Date	SAB Unfunded Approval	Financial Hardship Apportionment	Loan	State Share	Total Apportionment	Cumulative Amount	Prop. 1A	Prop. 47	Prop. 55	Prop. 1D	Submitted Certification Letter November 2016
IMPERIAL	BRAWLEY UNION HIGH	58/63081-00-002	Rehabilitation	G	3/16/2016	5/25/2016	0.00	0.00	859,181.00	859,181.00	859,181.00	0.00	0.00	0.00	859,181.00	Yes
ORANGE	BUENA PARK ELEMENTARY	58/66456-00-003	Rehabilitation	G	3/28/2016	8/17/2016	0.00	0.00	667,915.00	667,915.00	1,527,096.00	0.00	0.00	0.00	667,915.00	Yes
CONTRA COSTA	WEST CONTRA COSTA UNIFIED	58/61796-00-005	Rehabilitation	G	5/13/2016	8/17/2016	0.00	0.00	2,740,128.00	2,740,128.00	4,267,224.00	0.00	0.00	0.00	2,740,128.00	Yes
ORANGE	OCEAN VIEW ELEMENTARY	58/66613-00-002	Rehabilitation	G	9/24/2015	10/17/2016	0.00	0.00	2,674,468.00	2,674,468.00	6,941,692.00	0.00	0.00	0.00	2,674,468.00	Yes
ORANGE	OCEAN VIEW ELEMENTARY	58/66613-00-003	Rehabilitation	G	9/24/2015	10/17/2016	0.00	0.00	3,007,181.00	3,007,181.00	9,948,873.00	0.00	0.00	0.00	3,007,181.00	Yes
RIVERSIDE	HEMET UNIFIED	51/67082-00-001	Facility Hardship	G	4/25/2016	10/17/2016	0.00	0.00	6,012,331.00	6,012,331.00	15,961,204.00	0.00	0.00	0.00	6,012,331.00	Yes
RIVERSIDE	RIVERSIDE UNIFIED	58/67215-00-001	Rehabilitation	G	5/10/2016	10/17/2016	0.00	0.00	1,405,698.00	1,405,698.00	17,366,902.00	0.00	0.00	0.00	1,405,698.00	Yes
ORANGE	BUENA PARK ELEMENTARY	58/66456-00-004	Rehabilitation	G	6/8/2016	10/17/2016	0.00	0.00	541,571.00	541,571.00	17,908,473.00	0.00	0.00	0.00	541,571.00	Yes
SACRAMENTO	SAN JUAN UNIFIED	51/67447-00-001	Facility Hardship	G	8/5/2016	10/17/2016	0.00	0.00	2,347,793.00	2,347,793.00	20,256,266.00	0.00	0.00	0.00	2,347,793.00	Yes
SAN DIEGO	FALLBROOK UNION ELEMENTARY	51/68114-00-001	Facility Hardship	G	9/23/2016	12/5/2016	0.00	0.00	10,370,167.00	10,370,167.00	30,626,433.00	0.00	0.00	0.00	10,370,167.00	Yes
SAN DIEGO	FALLBROOK UNION ELEMENTARY	51/68114-00-002	Facility Hardship	G	9/23/2016	12/5/2016	0.00	0.00	708,543.00	708,543.00	31,334,976.00	0.00	0.00	0.00	708,543.00	Yes
LOS ANGELES	ALHAMBRA UNIFIED	56/75713-00-002	Overcrowding Relief Grant	L	7/31/2008	8/17/2016	0.00	0.00	146,325.00	146,325.00	31,481,301.00	0.00	0.00	0.00	146,325.00	Yes
RIVERSIDE	VAL VERDE UNIFIED	56/75242-00-001	Overcrowding Relief Grant	G	5/22/2013	8/17/2016	0.00	0.00	7,729,394.00	7,729,394.00	39,210,695.00	0.00	0.00	0.00	7,729,394.00	Yes
SANTA CLARA	ALUM ROCK UNION ELEMENTARY	54/69369-00-002	Charter	D	5/30/2014	11/15/2016	0.00	440,359.70	440,359.70	880,719.40	40,091,414.40	0.00	0.00	0.00	880,719.40	Yes
SANTA CLARA	ALUM ROCK UNION ELEMENTARY	54/69369-00-003	Charter	D	5/30/2014	11/15/2016	0.00	25,675.55	25,675.55	51,351.10	40,142,765.50	0.00	0.00	0.00	51,351.10	Yes
ORANGE	SANTA ANA UNIFIED	54/66670-00-004	Charter	G	9/28/2016	12/5/2016	0.00	11,271,188.70	11,271,188.70	22,542,377.40	62,685,142.90	0.00	3,953,686.00	13,170,636.40	5,418,055.00	Yes
BUTTE	CHICO UNIFIED	54/61424-00-004	Charter	G	10/3/2016	12/5/2016	0.00	162,845.00	162,845.00	325,690.00	63,010,832.90	0.00	0.00	0.00	325,690.00	Yes
								0	11,900,069	51,110,764	63,010,833	0	3,953,686	13,170,636	45,886,511	

* D = Design grant only
 S = Site grant only
 J = Site and Design grant only
 G = Full funding grant
 L = Closeout

SCHOOL FACILITY PROGRAM
 State Allocation Board Meeting, April 24, 2017

County	School District	Application Number	Program	Approval	Received Date	SAB Unfunded Approval	Financial Hardship Apportionment	Loan	State Share	Total Apportionment	Cumulative Amount	Prop. 1A	Submitted Certification Letter November 2016
PLUMAS	PLUMAS UNIFIED	58/66969-00-001	Rehabilitation	G	10/1/2016	1/25/2017	0.00	0.00	684,432.00	684,432.00	684,432.00	684,432.00	N/A
							0	0	684,432	684,432		684,432	

* D = Design grant only
 S = Site grant only
 J = Site and Design grant only
 G = Full funding grant
 L = Closeout

SCHOOL FACILITY PROGRAM
 State Allocation Board Meeting, April 24, 2017

County	School District	Application Number	Program	Approval	Received Date	SAB Unfunded Approval	Financial Hardship Apportionment	Loan	State Share	Total Apportionment	Cumulative Amount	Prop. 47	Submitted Certification Letter November 2016
ORANGE	SANTA ANA UNIFIED	54/66670-00-004	Charter	G	9/28/2016	12/5/2016	0.00	11,271,188.70	11,271,188.70	22,542,377.40	22,542,377.40	3,953,686.00	Yes
							0	11,271,189	11,271,189	22,542,377			3,953,686

* D = Design grant only
 S = Site grant only
 J = Site and Design grant only
 G = Full funding grant
 L = Closeout

Attachment E
 Proposition 55 Unfunded Approvals as of January 25, 2017

SCHOOL FACILITY PROGRAM
 State Allocation Board Meeting, April 24, 2017

County	School District	Application Number	Program	Approval	Received Date	SAB Unfunded Approval	Financial Hardship Apportionment	Loan	State Share	Total Apportionment	Cumulative Amount	Prop. 55	Submitted Certification Letter November 2016
ORANGE	SANTA ANA UNIFIED	54/66670-00-004	Charter	G	9/28/2016	12/5/2016	0.00	11,271,188.70	11,271,188.70	22,542,377.40	22,542,377.40	13,170,636.40	Yes
							0	11,271,189	11,271,189	22,542,377			
							0	11,271,189	11,271,189	22,542,377			

* D = Design grant only
 S = Site grant only
 J = Site and Design grant only
 G = Full funding grant
 L = Closeout

SCHOOL FACILITY PROGRAM
 State Allocation Board Meeting, April 24, 2017

County	School District	Application Number	Program	Approval	Received Date	SAB Unfunded Approval	Financial Hardship Apportionment	Loan	State Share	Total Apportionment	Cumulative Amount	Prop. 1D	Submitted Certification Letter November 2016
IMPERIAL	BRAWLEY UNION HIGH	58/63081-00-002	Rehabilitation	G	3/16/2016	5/25/2016	0.00	0.00	859,181.00	859,181.00	859,181.00	859,181.00	Yes
ORANGE	BUENA PARK ELEMENTARY	58/66456-00-003	Rehabilitation	G	3/28/2016	8/17/2016	0.00	0.00	667,915.00	667,915.00	1,527,096.00	667,915.00	Yes
CONTRA COSTA	WEST CONTRA COSTA UNIFIED	58/61796-00-005	Rehabilitation	G	5/13/2016	8/17/2016	0.00	0.00	2,740,128.00	2,740,128.00	4,267,224.00	2,740,128.00	Yes
ORANGE	OCEAN VIEW ELEMENTARY	58/66613-00-002	Rehabilitation	G	9/24/2015	10/17/2016	0.00	0.00	2,674,468.00	2,674,468.00	6,941,692.00	2,674,468.00	Yes
ORANGE	OCEAN VIEW ELEMENTARY	58/66613-00-003	Rehabilitation	G	9/24/2015	10/17/2016	0.00	0.00	3,007,181.00	3,007,181.00	9,948,873.00	3,007,181.00	Yes
RIVERSIDE	HEMET UNIFIED	51/67082-00-001	Facility Hardship	G	4/25/2016	10/17/2016	0.00	0.00	6,012,331.00	6,012,331.00	15,961,204.00	6,012,331.00	Yes
RIVERSIDE	RIVERSIDE UNIFIED	58/67215-00-001	Rehabilitation	G	5/10/2016	10/17/2016	0.00	0.00	1,405,698.00	1,405,698.00	17,366,902.00	1,405,698.00	Yes
ORANGE	BUENA PARK ELEMENTARY	58/66456-00-004	Rehabilitation	G	6/8/2016	10/17/2016	0.00	0.00	541,571.00	541,571.00	17,908,473.00	541,571.00	Yes
SACRAMENTO	SAN JUAN UNIFIED	51/67447-00-001	Facility Hardship	G	8/5/2016	10/17/2016	0.00	0.00	2,347,793.00	2,347,793.00	20,256,266.00	2,347,793.00	Yes
SAN DIEGO	FALLBROOK UNION ELEMENTARY	51/68114-00-001	Facility Hardship	G	9/23/2016	12/5/2016	0.00	0.00	10,370,167.00	10,370,167.00	30,626,433.00	10,370,167.00	Yes
SAN DIEGO	FALLBROOK UNION ELEMENTARY	51/68114-00-002	Facility Hardship	G	9/23/2016	12/5/2016	0.00	0.00	708,543.00	708,543.00	31,334,976.00	708,543.00	Yes
LOS ANGELES	ALHAMBRA UNIFIED	56/75713-00-002	Overcrowding Relief Grant	L	7/31/2008	8/17/2016	0.00	0.00	146,325.00	146,325.00	31,481,301.00	146,325.00	Yes
RIVERSIDE	VAL VERDE UNIFIED	56/75242-00-001	Overcrowding Relief Grant	G	5/22/2013	8/17/2016	0.00	0.00	7,729,394.00	7,729,394.00	39,210,695.00	7,729,394.00	Yes
SANTA CLARA	ALUM ROCK UNION ELEMENTARY	54/69369-00-002	Charter	D	5/30/2014	11/15/2016	0.00	440,359.70	440,359.70	880,719.40	40,091,414.40	880,719.40	Yes
SANTA CLARA	ALUM ROCK UNION ELEMENTARY	54/69369-00-003	Charter	D	5/30/2014	11/15/2016	0.00	25,675.55	25,675.55	51,351.10	40,142,765.50	51,351.10	Yes
ORANGE	SANTA ANA UNIFIED	54/66670-00-004	Charter	G	9/28/2016	12/5/2016	0.00	11,271,188.70	11,271,188.70	22,542,377.40	62,685,142.90	5,418,055.00	Yes
BUTTE	CHICO UNIFIED	54/61424-00-004	Charter	G	10/3/2016	12/5/2016	0.00	162,845.00	162,845.00	325,690.00	63,010,832.90	325,690.00	Yes
								0	11,900,069	51,110,764	63,010,833	45,886,511	

* D = Design grant only
 S = Site grant only
 J = Site and Design grant only
 G = Full funding grant
 L = Closeout

SCHOOL FACILITY PROGRAM
 State Allocation Board Meeting, April 24, 2017

County	School District	Application Number	Program	Approval	Received Date	SAB Unfunded Approval	Financial Hardship Apportionment	Loan	State Share	Total Apportionment	Cumulative Amount	Prop. 1A	Prop. 47	Prop. 55	Prop. 1D	Submitted Certification Letter November 2016	
IMPERIAL	BRAWLEY UNION HIGH	58/63081-00-002	Rehabilitation	G	3/16/2016	5/25/2016	0.00	0.00	859,181.00	859,181.00	859,181.00	0.00	0.00	0.00	859,181.00	Yes	
ORANGE	BUENA PARK ELEMENTARY	58/66456-00-003	Rehabilitation	G	3/28/2016	8/17/2016	0.00	0.00	667,915.00	667,915.00	1,527,096.00	0.00	0.00	0.00	667,915.00	Yes	
CONTRA COSTA	WEST CONTRA COSTA UNIFIED	58/61796-00-005	Rehabilitation	G	5/13/2016	8/17/2016	0.00	0.00	2,740,128.00	2,740,128.00	4,267,224.00	0.00	0.00	0.00	2,740,128.00	Yes	
ORANGE	OCEAN VIEW ELEMENTARY	58/66613-00-002	Rehabilitation	G	9/24/2015	10/17/2016	0.00	0.00	2,674,468.00	2,674,468.00	6,941,692.00	0.00	0.00	0.00	2,674,468.00	Yes	
ORANGE	OCEAN VIEW ELEMENTARY	58/66613-00-003	Rehabilitation	G	9/24/2015	10/17/2016	0.00	0.00	3,007,181.00	3,007,181.00	9,948,873.00	0.00	0.00	0.00	3,007,181.00	Yes	
RIVERSIDE	HEMET UNIFIED	51/67082-00-001	Facility Hardship	G	4/25/2016	10/17/2016	0.00	0.00	6,012,331.00	6,012,331.00	15,961,204.00	0.00	0.00	0.00	6,012,331.00	Yes	
RIVERSIDE	RIVERSIDE UNIFIED	58/67215-00-001	Rehabilitation	G	5/10/2016	10/17/2016	0.00	0.00	1,405,698.00	1,405,698.00	17,366,902.00	0.00	0.00	0.00	1,405,698.00	Yes	
ORANGE	BUENA PARK ELEMENTARY	58/66456-00-004	Rehabilitation	G	6/8/2016	10/17/2016	0.00	0.00	541,571.00	541,571.00	17,908,473.00	0.00	0.00	0.00	541,571.00	Yes	
SACRAMENTO	SAN JUAN UNIFIED	51/67447-00-001	Facility Hardship	G	8/5/2016	10/17/2016	0.00	0.00	2,347,793.00	2,347,793.00	20,256,266.00	0.00	0.00	0.00	2,347,793.00	Yes	
SAN DIEGO	FALLBROOK UNION ELEMENTARY	51/68114-00-001	Facility Hardship	G	9/23/2016	12/5/2016	0.00	0.00	10,370,167.00	10,370,167.00	30,626,433.00	0.00	0.00	0.00	10,370,167.00	Yes	
SAN DIEGO	FALLBROOK UNION ELEMENTARY	51/68114-00-002	Facility Hardship	G	9/23/2016	12/5/2016	0.00	0.00	708,543.00	708,543.00	31,334,976.00	0.00	0.00	0.00	708,543.00	Yes	
PLUMAS	PLUMAS UNIFIED	58/66969-00-001	Rehabilitation	G	10/1/2016	1/25/2017	0.00	0.00	684,432.00	684,432.00	32,019,408.00	684,432.00	0.00	0.00	0.00	0.00	N/A
LOS ANGELES	ALHAMBRA UNIFIED	56/75713-00-002	Overcrowding Relief Grant	L	7/31/2008	8/17/2016	0.00	0.00	146,325.00	146,325.00	32,165,733.00	0.00	0.00	0.00	146,325.00	Yes	
RIVERSIDE	VAL VERDE UNIFIED	56/75242-00-001	Overcrowding Relief Grant	G	5/22/2013	8/17/2016	0.00	0.00	7,729,394.00	7,729,394.00	39,895,127.00	0.00	0.00	0.00	7,729,394.00	Yes	
SANTA CLARA	ALUM ROCK UNION ELEMENTARY	54/69369-00-002	Charter	D	5/30/2014	11/15/2016	0.00	440,359.70	440,359.70	880,719.40	40,775,846.40	0.00	0.00	0.00	880,719.40	Yes	
SANTA CLARA	ALUM ROCK UNION ELEMENTARY	54/69369-00-003	Charter	D	5/30/2014	11/15/2016	0.00	25,675.55	25,675.55	51,351.10	40,827,197.50	0.00	0.00	0.00	51,351.10	Yes	
ORANGE	SANTA ANA UNIFIED	54/66670-00-004	Charter	G	9/28/2016	12/5/2016	0.00	11,271,188.70	11,271,188.70	22,542,377.40	63,369,574.90	0.00	3,953,686.00	13,170,636.40	5,418,055.00	Yes	
BUTTE	CHICO UNIFIED	54/61424-00-004	Charter	G	10/3/2016	12/5/2016	0.00	162,845.00	162,845.00	325,690.00	63,695,264.90	0.00	0.00	0.00	325,690.00	Yes	
								0	11,900,069	51,795,196	63,695,265	684,432	3,953,686	13,170,636	45,886,511		

* D = Design grant only
 S = Site grant only
 J = Site and Design grant only
 G = Full funding grant
 L = Closeout

SCHOOL DISTRICT DATA

Application No: 58/63081-00-002 County: Imperial
 School District: Brawley Union High School Name: Brawley High

PROJECT DATA

Type of Project: High School Application Filing Basis: Site Specific
 Pupils Assigned Under 50 Yrs: K-6:
 7-8:
 9-12:
 Non-Severe:
 Severe:
 Financial Hardship Requested: No Recommended Acres: 17.85
 Alternative Education School: No Existing Acres: 44.8

ADJUSTED GRANT DATA

Seismic Rehabilitation	761,319
Project Assistance	6,504
Small Size Project (12%)	\$ 91,358
Total State Share (50%)	859,181
District Share (50%)	859,181
Total Project Cost	<u>\$ 1,718,362</u>

PROJECT FINANCING

<u>State Share</u>	
This Project	\$ 859,181
<u>District Share</u>	
Cash Contribution	859,181
Financial Hardship	
Total Project Cost	<u>\$ 1,718,362</u>

HISTORY OF PROJECT COST AND APPORTIONMENT

	Fund Code	Proposition	Previously Authorized	Authorized This Action	State Apportionment This Action
<u>State Share</u>					
New Construction/Additional Grant	957-505	1D	\$ 859,181.00	\$ (859,181.00)	
New Construction/Additional Grant	057-505	1D		859,181.00	\$ 859,181.00
<u>District Share</u>					
Cash Contribution			859,181.00		
Total			<u>\$ 1,718,362.00</u>	<u>\$ 0.00</u>	<u>\$ 859,181.00</u>

Funding Source: Proposition 1D Bonds/2006-Nov.

Pursuant to the Board's action on April 24, 2017, the District is required to submit a complete Fund Release Authorization (Form SAB 50-05) on or before July 24, 2017; otherwise, the apportionment will be rescinded without further Board action and will receive a new Unfunded Approval date of July 24, 2017.

The Form SAB 50-05 submittal must contain an original signature from a designated District Representative and must be physically received by the Office of Public School Construction at 707 Third Street, West Sacramento, CA 95605 prior to the close of business on July 24, 2017.

Senate Bill 854, Chapter 28, Statutes of 2014 repealed Labor Code (LC) Section 1771.3 which required school districts to provide payment to Department of Industrial Relations (DIR) for prevailing wage monitoring. As a result, school districts awarding a construction contract on or after June 20, 2014 are not mandated to provide payment for DIR monitoring and enforcement of prevailing wage requirements. Projects with an initial public works contract awarded on or after June 20, 2014 are not eligible to receive an additional grant for prevailing wage monitoring; however, school districts are still required to notify DIR within five days of initial contract award pursuant to LC Section 1773.3(a)(1).

The District shall ensure that it is in compliance with all applicable laws, regulations and certifications it made on the program forms.

Provide that the State portion of any and all project savings realized from the funding of this Seismic Mitigation Program project must be returned to the State.

SCHOOL DISTRICT DATA

Application No: 58/66456-00-003 County: Orange
 School District: Buena Park Elementary School Name: Gordon Beatty Elementary

PROJECT DATA

Type of Project: Elementary School Application Filing Basis: Site Specific
 Pupils Assigned Under 50 Yrs: K-6:
 7-8:
 9-12:
 Non-Severe:
 Severe:
 Financial Hardship Requested: No Recommended Acres: 13.8
 Alternative Education School: No Existing Acres: 16.86

ADJUSTED GRANT DATA

Seismic Rehabilitation	\$ 667,915.00
Total State Share (50%)	667,915.00
District Share (50%)	667,915.00
Total Project Cost	<u>\$ 1,335,830.00</u>

PROJECT FINANCING

State Share	
This Project	\$ 667,915.00
District Share	
Cash Contribution	667,915.00
Financial Hardship	
Total Project Cost	<u>\$ 1,335,830.00</u>

HISTORY OF PROJECT COST AND APPORTIONMENT

	Fund Code	Proposition	Previously Authorized	Authorized This Action	State Apportionment This Action
State Share					
New Construction/Additional Grant	957-505	1D	\$ 667,915.00	\$ (667,915.00)	
New Construction/Additional Grant	057-505	1D		667,915.00	\$ 667,915.00
District Share					
Cash Contribution			667,915.00		
Total			<u>\$ 1,335,830.00</u>	<u>\$ 0.00</u>	<u>\$ 667,915.00</u>

Funding Source: Proposition 1D Bonds/2006-Nov.

Pursuant to the Board's action on April 24, 2017, the District is required to submit a complete Fund Release Authorization (Form SAB 50-05) on or before July 24, 2017; otherwise, the apportionment will be rescinded without further Board action and will receive a new Unfunded Approval date of July 24, 2017.

The Form SAB 50-05 submittal must contain an original signature from a designated District Representative and must be physically received by the Office of Public School Construction at 707 Third Street, West Sacramento, CA 95605 prior to the close of business on July 24, 2017.

Senate Bill 854, Chapter 28, Statutes of 2014, repealed Labor Code (LC) Section 1771.3 which required school districts to provide payment to Department of Industrial Relations (DIR) for prevailing wage monitoring. As a result, school districts awarding a construction contract on or after June 20, 2014 are not mandated to provide payment for DIR monitoring and enforcement of prevailing wage requirements. Projects with an initial public works project awarded on or after June 20, 2014 are not eligible to receive an additional grant for prevailing wage monitoring; however, school districts are still required to notify DIR within five days of initial contract award pursuant to LC Section 1773.3(a)(1).

The District shall ensure that it is in compliance with all applicable laws, regulations and certifications it made on the program forms.

Provide that the State portion of any and all project savings realized from the funding of this Seismic Mitigation Program project must be returned to the State.

SCHOOL DISTRICT DATA

Application No: 58/61796-00-005	County: Contra Costa	
School District: West Contra Costa Unified	School Name: Pinole Valley High	

PROJECT DATA

Type of Project: High School	Application Filing Basis: Site Specific
Pupils Assigned Under 50 Yrs: K-6:	
7-8:	
9-12:	
Non-Severe:	
Severe:	
Financial Hardship Requested: No	Recommended Acres: 46.5
Alternative Education School: No	Existing Acres: 15.5

ADJUSTED GRANT DATA

Seismic Rehabilitation	\$ 2,740,128.00
Total State Share (50%)	2,740,128.00
District Share (50%)	2,740,128.00
Total Project Cost	<u>\$ 5,480,256.00</u>

PROJECT FINANCING

State Share	
This Project	\$ 2,740,128.00
District Share	
Cash Contribution	2,740,128.00
Financial Hardship	
Total Project Cost	<u>\$ 5,480,256.00</u>

HISTORY OF PROJECT COST AND APPORTIONMENT

	Fund Code	Proposition		Previously Authorized	Authorized This Action	State Apportionment This Action
State Share						
New Construction/Additional Grant	957-505	1D	\$	2,740,128.00	\$ (2,740,128.00)	
New Construction/Additional Grant	057-505	1D			2,740,128.00	\$ 2,740,128.00
District Share						
Cash Contribution				2,740,128.00		
Total			\$	<u>5,480,256.00</u>	<u>\$ 0.00</u>	<u>\$ 2,740,128.00</u>

Funding Source: Proposition 1D Bonds/2006-Nov.

Pursuant to the Board's action on April 24, 2017, the District is required to submit a complete Fund Release Authorization (Form SAB 50-05) on or before July 24, 2017; otherwise, the apportionment will be rescinded without further Board action and will receive a new Unfunded Approval date of July 24, 2017.

The Form SAB 50-05 submittal must contain an original signature from a designated District Representative and must be physically received by the Office of Public School Construction at 707 Third Street, West Sacramento, CA 95605 prior to the close of business on July 24, 2017.

Senate Bill 854, Chapter 28, Statutes of 2014, repealed Labor Code (LC) Section 1771.3 which required school districts to provide payment to Department of Industrial Relations (DIR) for prevailing wage monitoring. As a result, school districts awarding a construction contract on or after June 20, 2014 are not mandated to provide payment for DIR monitoring and enforcement of prevailing wage requirements. Projects with an initial public works project awarded on or after June 20, 2014 are not eligible to receive an additional grant for prevailing wage monitoring; however, school districts are still required to notify DIR within five days of initial contract award pursuant to LC Section 1773.3(a)(1).

The District shall ensure that it is in compliance with all applicable laws, regulations and certifications it made on the program forms.

Provide that the State portion of any and all project savings realized from the funding of this Seismic Mitigation Program project must be returned to the State.

SCHOOL DISTRICT DATA

Application No: 58/66613-00-002 County: Orange
 School District: Ocean View Elementary School Name: Lake View Elementary

PROJECT DATA

Type of Project: Elementary Application Filing Basis: Site Specific
 Pupils Assigned Under 50 Yrs: K-6:
 7-8:
 9-12:
 Non-Severe:
 Severe:
 Financial Hardship Requested: No Recommended Acres: 6.90
 Alternative Education School: No Existing Acres: 13.67

ADJUSTED GRANT DATA

Rehabilitation/Mitigation	\$ 2,674,468.00
Total State Share (60%)	2,674,468.00
District Share (40%)	1,782,978.00
Total Project Cost	<u>\$ 4,457,446.00</u>

PROJECT FINANCING

<u>State Share</u>	
This Project	\$ 2,674,468.00
<u>District Share</u>	
Cash Contribution	1,782,978.00
Total Project Cost	<u>\$ 4,457,446.00</u>

HISTORY OF PROJECT COST AND APPORTIONMENT

	Fund Code	Proposition	Previously Authorized	Authorized This Action	State Apportionment This Action
<u>State Share</u>					
New Construction/Additional Grant	957-570	1D	\$ 2,674,468.00	\$ (2,674,468.00)	
New Construction/Additional Grant	057-570	1D		2,674,468.00	\$ 2,674,468.00
<u>District Share</u>					
Cash Contribution			1,782,978.00		
Total			<u>\$ 4,457,446.00</u>	<u>\$ 0.00</u>	<u>\$ 2,674,468.00</u>

Funding Source: Proposition 1D Bonds/2006-Nov.

Pursuant to the Board's action on April 24, 2017, the District is required to submit a complete Fund Release Authorization (Form SAB 50-05) on or before July 24, 2017; otherwise, the apportionment will be rescinded without further Board action and will receive a new Unfunded Approval date of July 24, 2017.

The Form SAB 50-05 submittal must contain an original signature from a designated District Representative and must be physically received by the Office of Public School Construction at 707 Third Street, West Sacramento, CA 95605 prior to the close of business on July 24, 2017.

Senate Bill 854, Chapter 28, Statutes of 2014 repealed Labor Code (LC) Section 1771.3 which required school districts to provide payment to Department of Industrial Relations (DIR) for prevailing wage monitoring. As a result, school districts awarding a construction contract on or after June 20, 2014 are not mandated to provide payment for DIR monitoring and enforcement of prevailing wage requirements. Projects with an initial public works contract awarded on or after June 20, 2014 are not eligible to receive an additional grant for prevailing wage monitoring; however, school districts are still required to notify DIR within five days of initial contract award pursuant to LC Section 1773.3(a)(1).

The District shall ensure that it is in compliance with all applicable laws, regulations and certifications it made on the program forms.

Provide that the State portion of any and all project savings realized from the funding of this Facility Hardship Program project must be returned to the State.

SCHOOL DISTRICT DATA

Application No: 58/66613-00-003 County: Orange
 School District: Ocean View Elementary School Name: Oak View Elementary

PROJECT DATA

Type of Project: Elementary Application Filing Basis: Site Specific
 Pupils Assigned Under 50 Yrs: K-6:
 7-8:
 9-12:
 Non-Severe:
 Severe:
 Financial Hardship Requested: No Recommended Acres: 12.4
 Alternative Education School: No Existing Acres: 13.1

ADJUSTED GRANT DATA

Rehabilitation/Mitigation	\$ 3,007,181.00
Total State Share (60%)	3,007,181.00
District Share (40%)	2,004,788.00
Total Project Cost	\$ 5,011,969.00

PROJECT FINANCING

State Share	
This Project	\$ 3,007,181.00
District Share	
Cash Contribution	2,004,788.00
Total Project Cost	\$ 5,011,969.00

HISTORY OF PROJECT COST AND APPORTIONMENT

	Fund Code	Proposition	Previously Authorized	Authorized This Action	State Apportionment This Action
State Share					
New Construction/Additional Grant	957-570	1D	\$ 3,007,181.00	\$ (3,007,181.00)	
New Construction/Additional Grant	057-570	1D		3,007,181.00	\$ 3,007,181.00
District Share					
Cash Contribution			2,004,788.00		
Total			\$ 5,011,969.00	\$ 0.00	\$ 3,007,181.00

Funding Source: Proposition 1D Bonds/2006-Nov.

Pursuant to the Board's action on April 24, 2017, the District is required to submit a complete Fund Release Authorization (Form SAB 50-05) on or before July 24, 2017; otherwise, the apportionment will be rescinded without further Board action and will receive a new Unfunded Approval date of July 24, 2017.

The Form SAB 50-05 submittal must contain an original signature from a designated District Representative and must be physically received by the Office of Public School Construction at 707 Third Street, West Sacramento, CA 95605 prior to the close of business on July 24, 2017.

Senate Bill 854, Chapter 28, Statutes of 2014 repealed Labor Code (LC) Section 1771.3 which required school districts to provide payment to Department of Industrial Relations (DIR) for prevailing wage monitoring. As a result, school districts awarding a construction contract on or after June 20, 2014 are not mandated to provide payment for DIR monitoring and enforcement of prevailing wage requirements. Projects with an initial public works contract awarded on or after June 20, 2014 are not eligible to receive an additional grant for prevailing wage monitoring; however, school districts are still required to notify DIR within five days of initial contract award pursuant to LC Section 1773.3(a)(1).

The District shall ensure that it is in compliance with all applicable laws, regulations and certifications it made on the program forms.

Provide that the State portion of any and all project savings realized from the funding of this Facility Hardship Program project must be returned to the State.

SCHOOL DISTRICT DATA

Application No: 51/67082-00-001
School District: Hemet Unified

County: Riverside
School Name: Hemet Elementary

PROJECT DATA

Type of Project: Elementary
K-6:
7-8:
9-12:
Non-Severe:
Severe:
Application Filing Basis: Site Specific
Number of Classrooms: 0
Master Acres:
Existing Acres: 12
Proposed Acres:
Recommended Acres: 16
Facility Hardship (a): Yes
Financial Hardship Requested: No
Alternative Education School: No
Addition to Existing Site: No

ADJUSTED GRANT DATA

Service Site	\$	2,029,103
Off-Site		41,038
Utilities		44,901
Fac. Hardship Toilets	978 Sq. Ft.	305,136
Fac. Hardship Other	20,521 Sq. Ft.	3,570,654
Fire Detection Alarm		21,499
Total State Share (50%)		6,012,331
District Share (50%)		6,012,331
Total Project Cost	\$	<u><u>12,024,662</u></u>

PROJECT FINANCING

State Share		
This Project	\$	6,012,331
District Share		
Cash Contribution		6,012,331
Financial Hardship		
Total Project Cost	\$	<u><u>12,024,662</u></u>

HISTORY OF PROJECT COST AND APPORTIONMENT

	Fund Code	Proposition	Previously Authorized	Authorized This Action	State Apportionment This Action
State Share					
New Construction/Add. Grant	957-505	1D	6,012,331.00	\$ (6,012,331.00)	
New Construction/Add. Grant	057-505	1D		6,012,331.00	\$ 6,012,331.00
District Share					
Cash Contribution			6,012,331.00		
Total			<u>6,012,331.00</u>	<u>\$ 0.00</u>	<u>\$ 6,012,331.00</u>

Funding Source: Proposition 1D Bonds/2006-Nov.

Pursuant to the Board's action on April 24, 2017, the District is required to submit a complete Fund Release Authorization (Form SAB 50-05) on or before July 24, 2017; otherwise, the apportionment will be rescinded without further Board action and will receive a new Unfunded Approval date of July 24, 2017.

The Form SAB 50-05 submittal must contain an original signature from a designated District Representative and must be physically received by the Office of Public School Construction at 707 Third Street, West Sacramento, CA 95605 prior to the close of business on July 24, 2017.

Senate Bill 854, Chapter 28, Statutes of 2014, repealed Labor Code (LC) Section 1771.3 which required school districts to provide payment to Department of Industrial Relations (DIR) for prevailing wage monitoring. As a result, school districts awarding a construction contract on or after June 20, 2014 are not mandated to provide payment for DIR monitoring and enforcement of prevailing wage requirements. Projects with an initial public works project awarded on or after June 20, 2014 are not eligible to receive an additional grant for prevailing wage monitoring; however, school districts are still required to notify DIR within five days of initial contract award pursuant to LC Section 1773.3(a)(1).

The District shall ensure that it is in compliance with all applicable laws, regulations and certifications it made on the program forms.

Provide that the State portion of any and all project savings realized from the funding of this Seismic Mitigation Program project will be returned to the State.

SCHOOL DISTRICT DATA

Application No: 58/67215-00-001 County: Riverside
 School District: Riverside Unified School Name: Ramona High

PROJECT DATA

Type of Project: High School Application Filing Basis: Site Specific
 Pupils Assigned Under 50 Yrs: K-6:
 7-8:
 9-12:
 Non-Severe:
 Severe:
 Financial Hardship Requested: No Recommended Acres: 52.7
 Alternative Education School: No Existing Acres: 54.2

ADJUSTED GRANT DATA

Seismic Rehabilitation	\$ 1,405,698.00
Total State Share (50%)	1,405,698.00
District Share (50%)	1,405,698.00
Total Project Cost	\$ 2,811,396.00

PROJECT FINANCING

<u>State Share</u>	
This Project	\$ 1,405,698.00
<u>District Share</u>	
Cash Contribution	1,405,698.00
Financial Hardship	
Total Project Cost	\$ 2,811,396.00

HISTORY OF PROJECT COST AND APPORTIONMENT

	Fund Code	Proposition	Previously Authorized	Authorized This Action	State Apportionment This Action
<u>State Share</u>					
New Construction/Additional Grant	957-505	1D	\$ 1,405,698.00	\$ (1,405,698.00)	
New Construction/Additional Grant	057-505	1D		1,405,698.00	\$ 1,405,698.00
<u>District Share</u>					
Cash Contribution			1,405,698.00		
Total			\$ 2,811,396.00	\$ 0.00	\$ 1,405,698.00

Funding Source: Proposition 1D Bonds/2006-Nov.

Pursuant to the Board's action on April 24, 2017, the District is required to submit a complete Fund Release Authorization (Form SAB 50-05) on or before July 24, 2017; otherwise, the apportionment will be rescinded without further Board action and will receive a new Unfunded Approval date of July 24, 2017.

The Form SAB 50-05 submittal must contain an original signature from a designated District Representative and must be physically received by the Office of Public School Construction at 707 Third Street, West Sacramento, CA 95605 prior to the close of business on July 24, 2017.

Senate Bill 854, Chapter 28, Statutes of 2014, repealed Labor Code (LC) Section 1771.3 which required school districts to provide payment to Department of Industrial Relations (DIR) for prevailing wage monitoring. As a result, school districts awarding a construction contract on or after June 20, 2014 are not mandated to provide payment for DIR monitoring and enforcement of prevailing wage requirements. Projects with an initial public works project awarded on or after June 20, 2014 are not eligible to receive an additional grant for prevailing wage monitoring; however, school districts are still required to notify DIR within five days of initial contract award pursuant to LC Section 1773.3(a)(1).

The District shall ensure that it is in compliance with all applicable laws, regulations and certifications it made on the program forms.

Provide that the State portion of any and all project savings realized from the funding of this Seismic Mitigation Program project must be returned to the State.

SCHOOL DISTRICT DATA

Application No: 51/67447-00-001
 School District: San Juan Unified

County: Sacramento
 School Name: Bella Vista High

PROJECT DATA

Type of Project: High School
 K-6:
 7-8:
 9-12:
 Non-Severe:
 Severe:
 Application Filing Basis: Site Specific
 Number of Classrooms: 5
 Master Acres:
 Existing Acres: 50.5
 Proposed Acres:
 Recommended Acres: 51.8
 Facility Hardship (a): Yes
 Financial Hardship Requested: No
 Alternative Education School: No
 Addition to Existing Site: No

ADJUSTED GRANT DATA

Fac. Hardship Toilets	161 Sq. Ft.	50,232
Fac. Hardship Other	13,128 Sq. Ft.	2,284,272
Fire Detection Alarm		13,289
Total State Share (50%)		2,347,793
District Share (50%)		2,347,793
Total Project Cost		\$ 4,695,586

PROJECT FINANCING

<u>State Share</u>	
This Project	\$ 2,347,793
<u>District Share</u>	
Cash Contribution	2,347,793
Financial Hardship	
Total Project Cost	\$ 4,695,586

HISTORY OF PROJECT COST AND APPORTIONMENT

	Fund Code	Proposition	Previously Authorized	Authorized This Action	State Apportionment This Action
<u>State Share</u>					
New Construction/Add. Grant	957-505	1D	\$ 2,347,793.00	\$ (2,347,793.00)	
New Construction/Add. Grant	057-505	1D		2,347,793.00	\$ 2,347,793.00
<u>District Share</u>					
Cash Contribution			2,347,793.00		
Total			\$ 4,695,586.00	\$ 0.00	\$ 2,347,793.00

Funding Source: Proposition 1D Bonds/2006-Nov.

Pursuant to the Board's action on April 24, 2017, the District is required to submit a complete Fund Release Authorization (Form SAB 50-05) on or before July 24, 2017; otherwise, the apportionment will be rescinded without further Board action and will receive a new Unfunded Approval date of July 24, 2017.

The Form SAB 50-05 submittal must contain an original signature from a designated District Representative and must be physically received by the Office of Public School Construction at 707 Third Street, West Sacramento, CA 95605 prior to the close of business on July 24, 2017.

Senate Bill 854, Chapter 28, Statutes of 2014, repealed Labor Code (LC) Section 1771.3 which required school districts to provide payment to the Department of Industrial Relations (DIR) for prevailing wage monitoring. As a result, school districts awarding a construction contract on or after June 20, 2014 are not mandated to provide payment for DIR monitoring and enforcement of prevailing wage requirements. Projects with an initial public works project awarded on or after June 20, 2014 are not eligible to receive an additional grant for prevailing wage monitoring; however, school districts are still required to notify DIR within five days of initial contract award pursuant to LC Section 1773.3(a)(1).

The District shall ensure that it is in compliance with all applicable laws, regulations and certifications it made on the program forms.

Provide that the State portion of any and all project savings realized from the funding of this Seismic Mitigation Program project will be returned to the State.

SCHOOL DISTRICT DATA

Application No: 56/75242-00-001	County: Riverside
School District: Val Verde Unified	School Name: Southeast High

PROJECT DATA

Type of Project:	High School
K-6:	
7-8:	
9-12:	525
Non-Severe:	
Severe:	
Application Filing Basis:	District Wide
Number of Classrooms:	20
Master Acres:	68.3
Existing Acres:	68.3
Proposed Acres:	
Recommended Acres:	57.83
Financial Hardship Requested:	No
Alternative Education School:	No
Addition to Existing Site:	No

ADJUSTED GRANT DATA

Overcrowding Relief Grant	\$	7,513,275.00
Fire Detection Alarm		15,225.00
Automatic Sprinkler System		115,500.00
Service Site		4,031.00
Utilities		81,363.00
Total State Share (50%)		7,729,394.00
District Share (50%)	\$	7,729,394.00
Total Project Cost		15,458,788.00

PROJECT FINANCING

State Share		
This Project	\$	7,729,394.00
District Share		
Cash Contribution		7,729,394.00
Financial Hardship		
Total Project Cost	\$	15,458,788.00

PROJECT COST AND APPORTIONMENT

	Fund Code	Proposition	Previously Authorized	Authorized This Action		State Apportionment This Action
State Share						
Overcrowding/Add. Grant	957-531	1D	\$ 7,729,394.00	\$ (7,729,394.00)		
Overcrowding/Add. Grant	057-531	1D		7,729,394.00	\$	7,729,394.00
District Share						
Cash Contribution			7,729,394.00			
Total			\$ 15,458,788.00	\$ 0.00	\$	7,729,394.00

Funding Source: Proposition 1D Bonds/2006-Nov.

Pursuant to the Board's action on April 24, 2017, the District is required to submit a complete Fund Release Authorization (Form SAB 50-05) on or before July 24, 2017; otherwise, the apportionment will be rescinded without further Board action and will receive a new Unfunded Approval date of July 24, 2017.

The Form SAB 50-05 submittal must contain an original signature from a designated District Representative and must be physically received by the Office of Public School Construction at 707 Third Street, West Sacramento, CA 95605 prior to the close of business on July 24, 2017.

Pursuant to Regulation Section 1859.183, the District is required to remove from the eligible site and from classroom use all portables replaced in this project.

Senate Bill 854, Chapter 28, Statutes of 2014, repealed Labor Code (LC) Section 1771.3 which required school districts to provide payment to Department of Industrial Relations (DIR) for prevailing wage monitoring. As a result, school districts awarding a construction contract on or after June 20, 2014 are not mandated to provide payment for DIR monitoring and enforcement of prevailing wage requirements. Projects with an initial public works project awarded on or after June 20, 2014 are not eligible to receive an additional grant for prevailing wage monitoring; however, school districts are still required to notify DIR within five days of initial contract award pursuant to LC Section 1773.3(a)(1).

The District shall ensure that it is in compliance with all applicable laws, regulations and certifications it made on the program forms.

SCHOOL DISTRICT DATA

Application No 54/69369-00-002	County Santa Clara
School District Alum Rock Union Elementary	Charter School KIPP Bay Area Schools
	School Name KIPP Heartwood Academy

PROJECT DATA	
Type of Project:	Middle School
Pupils Assigned	K-6: 7-8: 9-12: Non-Severe: Severe:
Non-Toilet sq. ft.:	22,042
Toilet sq. ft.:	1000
Application Filing Basis:	Charter
Number of Classrooms in This Project:	17
Master Plan Acres:	
Existing Acres:	7.0
Proposed Acres:	
Recommended Acres:	10.0

PRELIMINARY GRANT DATA	
Charter School Base Grant	\$ 3,862,804.00
Subtotal	3,862,804.00
Inflator Factor	540,793.00
Total State Project Share (50%)	4,403,597.00
CSFA Lease-Payment Amount	4,403,597.00
Charter School Cash Contribution	0.00
Total Project Cost	\$ 8,807,194.00

PROJECT FINANCING	
State Share	
This Project	\$ 4,403,597.00
Charter School Share	
CSFA Lease Amount	4,403,597.00
Cash Contribution	
Total Project Cost	\$ 8,807,194.00

HISTORY OF PROJECT COST AND APPORTIONMENT

	Fund Code	Proposition	Previously Authorized	Authorized This Action	State Apportionment This Action
State Share					
Charter School Grant	957-540	1D	\$ 4,403,597.00	\$ (440,359.70)	
Charter School Grant	057-540	1D		440,359.70	\$ 440,359.70
Charter School Share					
CSFA Lease Amount	957-540	1D	4,403,597.00	(440,359.70)	
CSFA Lease Amount	057-540	1D		440,359.70	\$ 440,359.70
Cash Contribution					
Total Project Cost			\$ 8,807,194.00	\$ 0.00	\$ 880,719.40

Funding Source: Proposition 1D Bonds/2006-Nov.

Pursuant to the Board's action on April 24, 2017, the Charter School is required to submit a complete Fund Release Authorization (Form SAB 50-05) on or before July 24, 2017; otherwise, the apportionment will be rescinded without further Board action and will receive a new Unfunded Approval date of July 24, 2017.

The Form SAB 50-05 submittal must contain an original signature from a designated Charter School Representative and must be physically received by the Office of Public School Construction at 707 Third Street, West Sacramento, CA 95605 prior to the close of business on July 24, 2017.

Senate Bill 854, Chapter 28, Statutes of 2014 repealed Labor Code (LC) Section 1771.3 which required school districts and charter schools to provide payment to Department of Industrial Relations (DIR) for prevailing wage monitoring. As a result, school districts and charter schools awarding a construction contract on or after June 20, 2014 are not mandated to provide payment for DIR monitoring and enforcement of prevailing wage requirements. Projects with an initial public works contract awarded on or after June 20, 2014 are not eligible to receive an additional grant for prevailing wage monitoring; however, school districts and charter schools are still required to notify DIR within five days of initial contract award pursuant to LC Section 1773.3(a)(1).

This item will not be considered full and final until such time the adjustment to the new construction grant has been made, pursuant to Education Code Section 17072.11(b).

The Charter School shall ensure that it is in compliance with all applicable laws, regulations and certifications it made on the program forms.

The Charter School is receiving \$880,719.40 for advance design costs.

SCHOOL DISTRICT DATA

Application No 54/69369-00-003	County Santa Clara
School District Alum Rock Union Elementary	Charter School KIPP Bay Area Schools
	School Name Prize Prep Academy

PROJECT DATA

Type of Project:	Middle School
Pupils Assigned	
K-6:	
7-8:	
9-12:	
Non-Severe:	
Severe:	
Non-Toilet sq. ft.:	9,974
Toilet sq. ft.:	585
Application Filing Basis:	Charter
Number of Classrooms in This Project:	4
Master Plan Acres:	
Existing Acres:	7
Proposed Acres:	
Recommended Acres:	10.0

PRELIMINARY GRANT DATA

Charter School Base Grant	\$ 256,756
Subtotal	<u>256,756</u>
Total State Project Share (50%)	256,756
CSFA Lease-Payment Amount	256,756
Charter School Cash Contribution	0.00
Total Project Cost	<u>\$ 513,511.00</u>

PROJECT FINANCING

<u>State Share</u>	
This Project	\$ 256,755.50
<u>Charter School Share</u>	
CSFA Lease Amount	256,755.50
Cash Contribution	
Total Project Cost	<u>\$ 513,511.00</u>

HISTORY OF PROJECT COST AND APPORTIONMENT

	Fund Code	Proposition	Previously Authorized	Authorized This Action	State Apportionment This Action
<u>State Share</u>					
Charter School Grant	957-540	1D	\$ 251,425.50	\$ (25,675.55)	
Charter School Grant	955-540	55	5,330.00		
Charter School Grant	057-540	1D		25,675.55	\$ 25,675.55
<u>Charter School Share</u>					
CSFA Lease Amount	957-540	1D	251,425.50	(25,675.55)	
CSFA Lease Amount	955-540	55	5,330.00		
CSFA Lease Amount	057-540	1D		25,675.55	25,675.55
Cash Contribution					
Total Project Cost			<u>\$ 513,511.00</u>	<u>\$ 0.00</u>	<u>\$ 51,351.10</u>

Funding Sources: Proposition 1D Bonds/2006-Nov.; Proposition 55 Bonds/2004-Mar.

Pursuant to the Board's action on April 24, 2017, the Charter School is required to submit a complete Fund Release Authorization (Form SAB 50-05) on or before July 24, 2017; otherwise, the apportionment will be rescinded without further Board action and will receive a new Unfunded Approval date of July 24, 2017.

The Form SAB 50-05 submittal must contain an original signature from a designated Charter School Representative and must be physically received by the Office of Public School Construction at 707 Third Street, West Sacramento, CA 95605 prior to the close of business on July 24, 2017.

Senate Bill 854, Chapter 28, Statutes of 2014 repealed Labor Code (LC) Section 1771.3 which required school districts and charter schools to provide payment to Department of Industrial Relations (DIR) for prevailing wage monitoring. As a result, school districts and charter schools awarding a construction contract on or after June 20, 2014 are not mandated to provide payment for DIR monitoring and enforcement of prevailing wage requirements. Projects with an initial public works contract awarded on or after June 20, 2014 are not eligible to receive an additional grant for prevailing wage monitoring; however, school districts and charter schools are still required to notify DIR within five days of initial contract award pursuant to LC Section 1773.3(a)(1).

This item will not be considered full and final until such time the adjustment to the new construction grant has been made, pursuant to Education Code Section 17072.11(b).

The Charter School shall ensure that it is in compliance with all applicable laws, regulations and certifications it made on the program forms.

The Charter School is receiving \$51,351.10 for advance design costs.

SCHOOL DISTRICT DATA

Application No: 51/68114-00-001
School District: Fallbrook Union Elementary

County: San Diego
School Name: San Onofre Elementary

PROJECT DATA

Type of Project: Elementary School
 K-6:
 7-8:
 9-12:
 Non-Severe:
 Severe:
Application Filing Basis: Site Specific
Number of Classrooms: 46
Master Acres: 16.9
Existing Acres: 12.5
Proposed Acres:
Recommended Acres: 16.5
Facility Hardship (a): Yes
Financial Hardship Requested: No
Alternative Education School: No
Addition to Existing Site: No

ADJUSTED GRANT DATA

Fire Detection Alarm \$ 39,532.00
Service Site 1,989,998.00
Off-Site 101,931.00
Utilities 395,001.00
Fac. Hardship Toilets 3120 Sq. Ft. 973,440.00
Fac. Hardship Other 36412 Sq. Ft. 6,335,688.00
Multilevel 534,577.00
Total State Share (50%) 10,370,167.00
District Share (50%) 10,370,167.00
Total Project Cost \$ **20,740,334.00**

PROJECT FINANCING

State Share
This Project \$ 10,370,167.00
District Share
Cash Contribution 10,370,167.00
Financial Hardship
Total Project Cost \$ **20,740,334.00**

HISTORY OF PROJECT COST AND APPORTIONMENT

	Fund Code	Proposition	Previously Authorized	Authorized This Action	State Apportionment This Action
State Share					
New Construction/Add. Grant	957-505	1D	\$ 10,370,167.00	\$ (10,370,167.00)	
New Construction/Add. Grant	057-505	1D		10,370,167.00	\$ 10,370,167.00
District Share					
Cash Contribution			10,370,167.00		
Total			\$ 20,740,334.00	\$ 0.00	\$ 10,370,167.00

Funding Source: Proposition 1D Bonds/2006-Nov.

Pursuant to the Board's action on April 24, 2017, the District is required to submit a complete Fund Release Authorization (Form SAB 50-05) on or before July 24, 2017; otherwise, the apportionment will be rescinded without further Board action and will receive a new Unfunded Approval date of July 24, 2017.

The Form SAB 50-05 submittal must contain an original signature from a designated District Representative and must be physically received by the Office of Public School Construction at 707 Third Street, West Sacramento, CA 95605 prior to the close of business on July 24, 2017.

Senate Bill 854, Chapter 28, Statutes of 2014, repealed Labor Code (LC) Section 1771.3 which required school districts to provide payment to Department of Industrial Relations (DIR) for prevailing wage monitoring. As a result, school districts awarding a construction contract on or after June 20, 2014 are not mandated to provide payment for DIR monitoring and enforcement of prevailing wage requirements. Projects with an initial public works project awarded on or after June 20, 2014 are not eligible to receive an additional grant for prevailing wage monitoring; however, school districts are still required to notify DIR within five days of initial contract award pursuant to LC Section 1773.3(a)(1).

The District shall ensure that it is in compliance with all applicable laws, regulations and certifications it made on the program forms.

Provide that the State portion of any and all project savings realized from the funding of this Seismic Mitigation Program project will be returned to the State.

SCHOOL DISTRICT DATA

Application No: 51/68114-00-002
School District: Fallbrook Union Elementary

County: San Diego
School Name: Mary Fay Pendleton Elementary

PROJECT DATA

Type of Project: Elementary School
K-6:
7-8:
9-12:
Non-Severe:
Severe:
Application Filing Basis: Site Specific
Number of Classrooms: 52
Master Acres: 20.4
Existing Acres: 13.75
Proposed Acres:
Recommended Acres: 16.5
Facility Hardship (a): Yes
Financial Hardship Requested: No
Alternative Education School: No
Addition to Existing Site: No

ADJUSTED GRANT DATA

Service Site	\$	63,003.00
Fac. Hardship Other	3710 Sq. Ft.	645,540.00
Total State Share (50%)		708,543.00
District Share (50%)		708,543.00
Total Project Cost	\$	1,417,086.00

PROJECT FINANCING

<u>State Share</u>	
This Project	\$ 708,543.00
<u>District Share</u>	
Cash Contribution	708,543.00
Financial Hardship	
Total Project Cost	\$ 1,417,086.00

HISTORY OF PROJECT COST AND APPORTIONMENT

	Fund Code	Proposition	Previously Authorized	Authorized This Action	State Apportionment This Action
<u>State Share</u>					
New Construction/Add. Grant	957-505	1D	\$ 708,543.00	\$ (708,543.00)	
New Construction/Add. Grant	057-505	1D		708,543.00	\$ 708,543.00
<u>District Share</u>					
Cash Contribution			708,543.00		
Total			\$ 1,417,086.00	\$ 0.00	\$ 708,543.00

Funding Source: Proposition 1D Bonds/2006-Nov.

Pursuant to the Board's action on April 24, 2017, the District is required to submit a complete Fund Release Authorization (Form SAB 50-05) on or before July 24, 2017; otherwise, the apportionment will be rescinded without further Board action and will receive a new Unfunded Approval date of July 24, 2017.

The Form SAB 50-05 submittal must contain an original signature from a designated District Representative and must be physically received by the Office of Public School Construction at 707 Third Street, West Sacramento, CA 95605 prior to the close of business on July 24, 2017.

Senate Bill 854, Chapter 28, Statutes of 2014, repealed Labor Code (LC) Section 1771.3 which required school districts to provide payment to Department of Industrial Relations (DIR) for prevailing wage monitoring. As a result, school districts awarding a construction contract on or after June 20, 2014 are not mandated to provide payment for DIR monitoring and enforcement of prevailing wage requirements. Projects with an initial public works project awarded on or after June 20, 2014 are not eligible to receive an additional grant for prevailing wage monitoring; however, school districts are still required to notify DIR within five days of initial contract award pursuant to LC Section 1773.3(a)(1).

The District shall ensure that it is in compliance with all applicable laws, regulations and certifications it made on the program forms.

Provide that the State portion of any and all project savings realized from the funding of this Seismic Mitigation Program project will be returned to the State.

SCHOOL DISTRICT DATA

Application No	54/66670-00-004	County	Orange
School District	Santa Ana Unified	Charter School	El Sol Santa Ana Science And Arts Academy
		School Name	El Sol Santa Ana Science And Arts Academy

PROJECT DATA

Type of Project:	Middle School
Pupils Assigned	
K-6:	364
7-8:	189
9-12:	
Non-Severe:	26
Severe:	

Application Filing Basis:	Charter
Number of Classrooms:	27
Master Plan Acres:	21.4
Existing Acres:	2.37
Proposed Acres:	
Recommended Acres:	18.8

PRELIMINARY GRANT DATA

CSFP New Construction Grant	\$	6,516,043.00
Fire Alarm		8,543.00
Automatic Sprinkler		114,688.00
Multi-Level Constr.	26 CRs.	781,925.00
Site Acquisition		750.00
Service-Site		358,796.00
Off-Site		79,553.00
Utilities		112,180.00
Urban/Security/Impacted Site		4,578,719.00
Subtotal		<u>12,551,197.00</u>
Total State Project Share (50%)		12,551,197.00
CSFA Lease-Payment Amount		12,551,197.00
Charter School Cash Contribution		0.00
Total Project Cost	\$	<u>25,102,394.00</u>

PROJECT FINANCING

State Share	
This Project	\$ 12,551,197.00
Charter School Share	
CSFA Lease Amount	12,551,197.00
Cash Contribution	
Total Project Cost	\$ <u>25,102,394.00</u>

HISTORY OF PROJECT COST AND APPORTIONMENT

	Fund Code	Proposition	Previously Authorized	Authorized This Action	State Apportionment This Action
State Share					
Charter School Grant	947-510	47	\$ 1,976,843.00	\$ (1,976,843.00)	
Charter School Grant	955-540	55	6,585,318.20	(6,585,318.20)	
Charter School Grant	957-540	1D	2,709,027.50	(2,709,027.50)	
Charter School Grant	055-540	55	1,280,008.30	6,585,318.20	\$ 6,585,318.20
Charter School Grant	047-510	47		1,976,843.00	1,976,843.00
Charter School Grant	057-540	1D		2,709,027.50	2,709,027.50
Charter School Share					
CSFA Lease Amount	947-510	47	1,976,843.00	(1,976,843.00)	
CSFA Lease Amount	955-540	55	6,585,318.20	(6,585,318.20)	
CSFA Lease Amount	957-540	1D	2,709,027.50	(2,709,027.50)	
CSFA Lease Amount	055-540	55	1,280,008.30	6,585,318.20	6,585,318.20
CSFA Lease Amount	047-510	47		1,976,843.00	1,976,843.00
CSFA Lease Amount	057-540	1D		2,709,027.50	2,709,027.50
Cash Contribution					
Total Project Cost			\$ <u>25,102,394.00</u>	\$ <u>0.00</u>	\$ <u>22,542,377.40*</u>

Funding Sources: Proposition 47 Bonds/2002-Nov.; Proposition 55 Bonds/2004-Mar.; Proposition 1D Bonds/2006-Nov.

Pursuant to the Board's action on April 24, 2017, the Charter School is required to submit a complete Fund Release Authorization (Form SAB 50-05) on or before July 24, 2017; otherwise, the apportionment will be rescinded without further Board action and will receive a new Unfunded Approval date of July 24, 2017.

The Form SAB 50-05 submittal must contain an original signature from a designated Charter School Representative and must be physically received by the Office of Public School Construction at 707 Third Street, West Sacramento, CA 95605 prior to the close of business on July 24, 2017.

Senate Bill 854, Chapter 28, Statutes of 2014 repealed Labor Code (LC) Section 1771.3 which required school districts and charter schools to provide payment to Department of Industrial Relations (DIR) for prevailing wage monitoring. As a result, school districts and charter schools awarding a construction contract on or after June 20, 2014 are not mandated to provide payment for DIR monitoring and enforcement of prevailing wage requirements. Projects with an initial public works contract awarded on or after June 20, 2014 are not eligible to receive an additional grant for prevailing wage monitoring; however, school districts and charter schools are still required to notify DIR within five days of initial contract award pursuant to LC Section 1773.3(a)(1).

The Charter School shall ensure that it is in compliance with all applicable laws, regulations and certifications it made on the program forms.

The Charter School previously received \$2,560,016.60 for advance design costs.

SCHOOL DISTRICT DATA

Application No	54/61424-00-004	County	Butte
School District	Chico Unified	Charter School	Nord Country
		School Name	Nord Country

PROJECT DATA

Type of Project: Elementary School

Pupils Assigned

K-6:	20
7-8:	
9-12:	

Non-Severe:

Severe:

Application Filing Basis: Charter

Number of Classrooms in This Project: 2

Master Plan Acres:

Existing Acres: 5

Proposed Acres:

Recommended Acres: 6.8

ADJUSTED GRANT DATA

Charter School Base Grant	\$	212,680.00
Total State Project Share (50%)		212,680.00
CSFA Lease-Payment Amount		212,680.00
Charter School Cash Contribution		0.00
Total Project Cost	\$	<u>425,360.00</u>

PROJECT FINANCING

<u>State Share</u>	
This Project	\$ 212,680.00
<u>Charter School Share</u>	
CSFA Lease Amount	212,680.00
Cash Contribution	
Total Project Cost	\$ <u>425,360.00</u>

HISTORY OF PROJECT COST AND APPORTIONMENT

	Fund Code	Proposition	Previously Authorized	Authorized This Action	State Apportionment This Action
<u>State Share</u>					
Charter School Grant	957-540	1D	\$ 162,845.00	\$ (162,845.00)	
Charter School Grant	057-540	1D	49,835.00	162,845.00	\$ 162,845.00
<u>Charter School Share</u>					
CSFA Lease Amount	957-540	1D	162,845.00	(162,845.00)	
CSFA Lease Amount	057-540	1D	49,835.00	162,845.00	162,845.00
Cash Contribution					
Total Project Cost			\$ <u>425,360.00</u>	\$ <u>0.00</u>	\$ <u>325,690.00*</u>

Funding Source: Proposition 1D Bonds/2006-Nov.

Pursuant to the Board's action on April 24, 2017, the Charter School is required to submit a complete Fund Release Authorization (Form SAB 50-05) on or before July 24, 2017; otherwise, the apportionment will be rescinded without further Board action and will receive a new Unfunded Approval date of July 24, 2017.

The Form SAB 50-05 submittal must contain an original signature from a designated Charter School Representative and must be physically received by the Office of Public School Construction at 707 Third Street, West Sacramento, CA 95605 prior to the close of business on July 24, 2017.

Senate Bill 854, Chapter 28, Statutes of 2014 repealed Labor Code (LC) Section 1771.3 which required school districts and charter schools to provide payment to Department of Industrial Relations (DIR) for prevailing wage monitoring. As a result, school districts and charter schools awarding a construction contract on or after June 20, 2014 are not mandated to provide payment for DIR monitoring and enforcement of prevailing wage requirements. Projects with an initial public works contract awarded on or after June 20, 2014 are not eligible to receive an additional grant for prevailing wage monitoring; however, school districts and charter schools are still required to notify DIR within five days of initial contract award pursuant to LC Section 1773.3(a)(1).

The Charter School shall ensure that it is in compliance with all applicable laws, regulations and certifications it made on the
The Charter School previously received \$99,670 for advance design costs.

SCHOOL DISTRICT DATA

Application No: 58/67058-00-001
 School District: Desert Sands Unified

County: Riverside
 School Name: Indio High

PROJECT DATA

Type of Project: High School
 K-6:
 7-8:
 9-12:
 Non-Severe:
 Severe:
 Application Filing Basis: Site Specific
 Number of Classrooms: 0
 Master Acres:
 Existing Acres: 38
 Proposed Acres:
 Recommended Acres: 53
 Facility Hardship (a): Yes
 Financial Hardship Requested: No
 Alternative Education School: No
 Addition to Existing Site: No

ADJUSTED GRANT DATA

Service Site	\$	450,577
Off-Site		36,880
Utilities		12,409
Fac. Hardship Toilets	1,560 Sq. Ft.	455,520
Fac. Hardship Other	22,943 Sq. Ft.	3,716,766
Seismic Rehabilitation		3,697,068
Geographic Index Factor	5%	394,693
Fire Detection Alarm		24,503
Prevailing Wage Monitoring		10,986
Total State Share (50%)		8,799,402
District Share (50%)		8,799,402
Total Project Cost	\$	17,598,804

PROJECT FINANCING

<u>State Share</u>	
This Project	\$ 8,799,402.00
<u>District Share</u>	
Cash Contribution	8,799,402.00
Financial Hardship	
Total Project Cost	\$ 17,598,804.00

HISTORY OF PROJECT COST AND APPORTIONMENT

	Fund Code	Proposition	Previously Authorized	Authorized This Action	State Apportionment This Action
<u>State Share</u>					
New Construction/Add. Grant	057-505	1D	\$ 3,815,029.00	\$ 4,984,373.00	\$ 4,984,373.00
<u>District Share</u>					
Cash Contribution			3,815,029.00	4,984,373.00	
Total			\$ 7,630,058.00	\$ 9,968,746.00	\$ 4,984,373.00

Funding Source: Proposition 1D Bonds/2006-Nov.

Pursuant to the Board's action on April 24, 2017, the District is required to submit a complete Fund Release Authorization (Form SAB 50-05) on or before July 24, 2017; otherwise, the apportionment will be rescinded without further Board action and will receive a new Unfunded Approval date of July 24, 2017.

The Form SAB 50-05 submittal must contain an original signature from a designated District Representative and must be physically received by the Office of Public School Construction at 707 Third Street, West Sacramento, CA 95605 prior to the close of business on July 24, 2017.

Assembly Bill 436 (Solorio), Chapter 378, Statutes of 2011, requires school districts to notify the Department of Industrial Relations (DIR) of School Facility Program projects with a public works contract awarded on or after January 1, 2012. Except for projects exempt pursuant to Labor Code Section 1771.3(b)(3), the DIR is required to provide prevailing wage monitoring services for the projects.

This is the final incremental approval for this project, which contains components of both Rehabilitation and Replacement.

Provide that the State portion of any and all project savings realized from the funding of this Seismic Mitigation Program project must be returned to the State.

The District shall ensure that it is in compliance with all applicable laws, regulations and certifications it made on the program forms.

REPORT OF THE EXECUTIVE OFFICER
State Allocation Board Meeting, April 24, 2017

SCHOOL FACILITY PROGRAM UNFUNDED APPROVALS
(Lack of AB 55 Loans)

PURPOSE OF REPORT

To present to the State Allocation Board (Board) a list of School Facility Program (SFP) applications for unfunded approval.

DESCRIPTION

At the January 2017 Board meeting, the Board elected to provide an increase adjustment of 4.42 percent to SFP projects for calendar year 2017. The projects listed on the Attachment reflect the Board's action of the adoption of the 4.42 percent increase based on the RS Means Construction Cost Index. In addition, the project applications represent SFP New Construction, Modernization, Charter School, and Overcrowded Relief Grant projects in date order of a complete application being received by the Office of Public School Construction (OPSC).

AUTHORITY

SFP Regulation Section 1859.2 defines an Unfunded List (Lack of AB 55 Loans) as an information list of unfunded projects that was created due to the State's inability to provide interim financing from the Pooled Money Investment Account (AB 55 loans) to fund school construction projects as declared in the Department of Finance Budget Letter #33 issued on December 18, 2008.

SFP Regulation Section 1859.95 states:

"When the Board has no funds to apportion ..., the Board will also accept and process applications for apportionment for purposes of developing an Unfunded List based on the date the application is ready for Apportionment, with the exception of New Construction funding applications that utilize eligibility generated by the Alternative Enrollment Projection.

An application for funding included on an Unfunded List is eligible for reimbursement subject to adjustments in the New Construction Grants amount pursuant to Section 1859.77."

BACKGROUND

At its March 11, 2009 meeting, the Board requested that Staff continue to process applications to the Board for unfunded approval, up to the bonding authority. The Attachment reflects applications being presented for unfunded approval, including SFP modernization and new construction projects in date order of a complete application being received by the OPSC. The list also includes health and safety facility hardship applications for funding that have been processed and are ready for approval regardless of received date. The unfunded approval of the applications as reflected on the Attachment does not constitute a guarantee of future funding.

RECOMMENDATIONS

1. Approve the SFP applications as presented on the Attachment.
2. Provide that these unfunded approvals do not constitute a guarantee of future funding.

ATTACHMENT
 UNFUNDED APPROVALS
 (Lack of AB 55 Loans)
 State Allocation Board Meeting, April 24, 2017

County	District	School Site	Application Number	Received Date	Grant Amount	
ALAMEDA	SAN LORENZO UNIFIED	KIPP KING COLLEGIATE HIGH	54/61309-00-002	11/14/2016	\$461,903.80	
					Charter	\$461,903.80
					Total:	\$461,903.80

SCHOOL DISTRICT DATA

Application No	54/61309-00-002	County	Alameda
School District	San Lorenzo Unified	Charter School	Kipp King Collegiate High
		School Name	Kipp King Collegiate High

PROJECT DATA	PRELIMINARY GRANT DATA
---------------------	-------------------------------

Type of Project:	High School	Charter School Base Grant	\$ 358,176.00
Pupils Assigned	K-6:	Urban/Security/Impacted Site	53,173.00
	7-8:	Total State Project Share (50%)	411,349.00
	9-12:	CSFA Lease-Payment Amount	411,349.00
	Non-Severe:	Total Project Cost	\$ 822,698.00
	Severe:		

Non-Toilet sq. ft.: 1,968
Toilet sq. ft.:

Application Filing Basis:	Charter
Number of Classrooms in This Project:	13
Master Plan Acres:	
Existing Acres:	11.8
Proposed Acres:	0.0
Recommended Acres:	23.2

PROJECT FINANCING

<u>State Share</u>	
This Project	\$ 411,349.00
<u>Charter School Share</u>	
CSFA Lease Amount	411,349.00
Cash Contribution	
Total Project Cost	\$ 822,698.00

HISTORY OF PROJECT COST AND APPORTIONMENT

	Fund Code	Proposition	Preliminary Apportionment	Preliminary Apportionment This Action	Authorized This Action	Unfunded Approval This Action
<u>State Share</u>						
Charter School Grant	057-540	1D	\$ 180,397.10	\$ (180,397.10)	\$ 180,397.10	
Charter School Grant	957-540	1D	1,623,573.90	(1,623,573.90)	230,951.90	\$ 230,951.90
<u>Charter School Share</u>						
CSFA Lease Amount	957-540	1D	1,623,573.90	(1,623,573.90)	230,951.90	230,951.90
CSFA Lease Amount	047-510	47	180,397.10	(180,397.10)	180,397.10	
Cash Contribution						
Total Project Cost			\$ 3,607,942.00	\$ (3,607,942.00)	\$ 822,698.00	\$ 461,903.80*

Funding Sources: Proposition 47 Bonds/2002-Nov; Proposition 1D Bonds/2006-Nov.

Pursuant to the Board's action on March 11, 2009, this application has been approved and placed on the Unfunded List. This approval does not constitute a guarantee or commitment of future State funding.

Senate Bill 854, Chapter 28, Statutes of 2014 repealed Labor Code (LC) Section 1771.3 which required school districts and charter schools to provide payment to Department of Industrial Relations (DIR) for prevailing wage monitoring. As a result, school districts and charter schools awarding a construction contract on or after June 20, 2014 are not mandated to provide payment for DIR monitoring and enforcement of prevailing wage requirements. Projects with an initial public works contract awarded on or after June 20, 2014 are not eligible to receive an additional grant for prevailing wage monitoring; however, school districts and charter schools are still required to notify DIR within five days of initial contract award pursuant to LC Section 1773.3(a)(1).

The Applicant shall ensure that it is in compliance with all applicable laws, regulations and certifications it made on the program forms.

Do to the requirement that the construction work in the project equals 60 percent or more for the total funding provided by the State, less any funds provided for site acquisition, this project's funding is capped at the total project amount of \$822,698. The Applicant has chosen to reduce the Urban/Security/Impacted Site grant from \$64,580 to \$53,173 to reach the eligible total project cost.

*The Applicant previously received \$360,794.20 for advance design costs.

SCHOOL DISTRICT DATA

Application No: 58/66969-00-001 County: Plumas
 School District: Plumas Unified School Name: Carmichael (C. Roy) Elementary

PROJECT DATA

Type of Project: Elementary Application Filing Basis: Site Specific
 Pupils Assigned Under 50 Yrs: K-6:
 7-8:
 9-12:
 Non-Severe:
 Severe:
 Financial Hardship Requested: No Recommended Acres: 5.7
 Alternative Education School: No Existing Acres: 0

ADJUSTED GRANT DATA

Rehabilitation/Mitigation	\$ 680,964.00
Project Assistance	3,621.00
Total State Share (60%)	684,585.00
District Share (40%)	456,390.00
Total Project Cost	<u>\$ 1,140,975.00</u>

PROJECT FINANCING

<u>State Share</u>	
This Project	\$ 684,585.00
<u>District Share</u>	
Cash Contribution	456,390.00
Total Project Cost	<u>\$ 1,140,975.00</u>

HISTORY OF PROJECT COST AND APPORTIONMENT

	Fund Code	Proposition	Previously Authorized	Authorized This Action	Unfunded Approval This Action
<u>State Share</u>					
New Construction/Additional Grant	919-612	1A	\$ 684,432.00	\$ 153.00	\$ 153.00
<u>District Share</u>					
Cash Contribution			456,288.00	102.00	
Total			<u>\$ 1,140,720.00</u>	<u>\$ 255.00</u>	<u>\$ 153.00</u>

Funding Source: Proposition 1A Bonds/1998-Nov.

Pursuant to the Board's action on March 11, 2009, this application has been approved and placed on the Unfunded List. This approval does not constitute a guarantee or commitment of future State funding.

Please be advised that Labor Code (LC) Section 1773.3, as amended by Senate Bill 854, Chapter 28, Statutes of 2014, requires school districts that have School Facility Program SFP projects with an initial public works contract awarded on or after January 1, 2012, to notify the Department of Industrial Relations (DIR). The DIR must provide prevailing wage monitoring services for all such projects, except in the cases of: (1) the district operates a DIR-approved internal wage monitoring program; or (2) the district has entered into a collective bargaining agreement that includes the requirements specified in LC Section 1771.4(b)(2).

The District shall ensure that it is in compliance with all applicable laws, regulations and certifications it made on the program forms.

Provide that the State portion of any and all project savings realized from the funding of this facility hardship program project must be returned to the State.

This project is being amended for the current year Construction Cost Index adjustment approved at the January 25, 2017 SAB meeting and shall maintain the original SAB unfunded approval date of January 25, 2017.

SCHOOL DISTRICT DATA

Application Number:.....50/71829-00-002 School District:.....Buena Vista Elementary
 County:.....Tulare School Name:..... Buena Vista Elementary
 Financial Hardship.....Yes Date of Financial Hardship status:.....March 3, 2010
 Qualifying Financial Hardship Criteria: SFP Regulation Section 1859.81(c)(1).

PURPOSE OF REPORT

To recommend accounting revisions to close out a completed project.

DESCRIPTION

A review of expenditures reported by the District has been made and the revisions indicated are necessary to close out this completed project. This is a Financial Hardship project and has savings in the amount of \$8,000. SFP Regulation Section 1859.103 states that “the State’s portion of any savings declared by the district or determined by the OPSC by audit must be used to reduce the SFP financial hardship grant of that project ... any interest earned on a financial hardship project not expended on eligible project expenditures will be treated as savings and will be used to reduce the SFP financial hardship grant for that project.”. The District has concurred with the findings and agrees to return the State funds in the amount of \$8,000.

Detail of Final Cost & Financing

Budget Item	Currently Approved	Required Change	Revised Approval
SFP New Construction	\$ 337,144	\$ (4,000)	\$ 333,144
SFP Service Site	116,399	0	116,399
SFP Utilities	328,767	0	328,767
SFP Small School	40,457	0	40,457
SFP Financial Hardship	849,723	(4,000)	845,723
SFP Program Assistance	5,498	0	5,498
SFP Fire Detection/Alarm	407	0	407
SFP High Performance	7,670	0	7,670
SFP Labor Compliance Program	13,381	0	13,381
Total State Apportionment	<u>\$ 1,699,446</u>	<u>\$ (8,000)</u>	<u>\$ 1,691,446</u>
Financing			
State (SFP)	\$ 849,723	\$ (4,000)	\$ 845,723
Financial Hardship (SFP)	849,723	(4,000)	845,723
Total Project Costs	<u>\$ 1,699,446</u>	<u>\$ (8,000)</u>	<u>\$ 1,691,446</u>

RECOMMENDATIONS

1. Approve a decrease of \$8,000 in the total project cost from \$1,699,446 to \$1,691,446.
2. Approve a decrease of \$4,000 in the State Apportionment [Bonds/2004-Mar.; 055-500] from \$849,723 to \$845,723.
3. Approve a decrease of \$4,000 in the Financial Hardship Contribution [Bonds/2004-Mar.; 055-500] from \$849,723 to \$845,723.
4. Require the District to return State funds in the amount of \$8,000

SCHOOL DISTRICT DATA

Application Number:.....50/10199-00-036 School District:.....Los Angeles COE
 County:.....Los Angeles School :.....Fremont Middle
 Financial Hardship.....Yes Date of Financial Hardship status:.....June 27, 2000
 Qualifying Financial Hardship Criteria: SFP Regulation Section 1859.81(c)(3).

PURPOSE OF REPORT

To recommend accounting revisions to close out a completed project.

DESCRIPTION

A review of expenditures reported by the District has been made and the revisions indicated are necessary to close out this completed project. The District is a Financial Hardship project and has savings in the amount of \$90,449. According to Regulation Section 1859.103 it states that, "...the State's portion of any savings declared by the district or determined by the OPSC by audit must be used to reduce the SFP financial hardship grant of that project...any interest earned on a financial hardship project not expended on eligible project expenditures will be treated as savings and will be used to reduce the SFP financial hardship grant for that project." The District has concurred with the findings and agrees to return the State funds in the amount of \$90,449.

Detail of Final Cost & Financing

Budget Item	Currently Approved	Required Change	Revised Approval
SFP New Construction	\$ 40,970	\$ (40,970)	\$ 0
SFP Financial Hardship	40,970	(40,970)	0
Total State Apportionment	<u>\$ 81,940</u>	<u>\$ (81,940)</u>	<u>\$ 0</u>
Financing			
State (SFP)	\$ 40,970	\$ (40,970)	\$ 0
Financial Hardship (SFP)	40,970	(40,970)	0
Total Project Costs	<u>\$ 81,940</u>	<u>\$ (81,940)</u>	<u>\$ 0</u>

RECOMMENDATIONS

1. Approve a decrease of \$81,940 in the total project cost from \$81,940 to \$0.
2. Approve a decrease of \$40,970 in the State Apportionment [Bonds/1998-Nov.; 119-500] from \$40,970 to \$0.
3. Approve a decrease of \$40,970 in the Financial Hardship Contribution [Bonds/1998-Nov.; 119-612] from \$40,970 to \$0.
4. Require the District to return State funds in the amount of \$81,940.
5. Require the District to return interest in the amount of \$8,509.

SCHOOL DISTRICT DATA

Application Number:.....50/10199-00-055 School District:.....Los Angeles COE
 County:.....Los Angeles School :.....Emblem Elementary
 Financial Hardship.....Yes Date of Financial Hardship status:.....June 27, 2000
 Qualifying Financial Hardship Criteria: SFP Regulation Section 1859.81(c)(3).

PURPOSE OF REPORT

To recommend accounting revisions to close out a completed project.

DESCRIPTION

A review of expenditures reported by the District has been made and the revisions indicated are necessary to close out this completed project. The District is a Financial Hardship project and has savings in the amount of \$36,309. Regulation Section 1859.103 states that, "...the State's portion of any savings declared by the district or determined by the OPSC by audit must be used to reduce the SFP financial hardship grant of that project...any interest earned on a financial hardship project not expended on eligible project expenditures will be treated as savings and will be used to reduce the SFP financial hardship grant for that project." The District has concurred with the findings and agrees to return the State funds in the amount of \$36,309.

Detail of Final Cost & Financing

Budget Item	Currently Approved	Required Change	Revised Approval
SFP New Construction	\$ 112,800	\$ (18,155)	\$ 94,645
SFP Financial Hardship	112,800	(18,154)	94,646
Total State Apportionment	<u>\$ 225,600</u>	<u>\$ (36,309)</u>	<u>\$ 189,291</u>
Financing			
District Contribution	\$ 0	\$ 0	\$ 0
State (SFP)	112,800	(18,155)	94,645
Financial Hardship (SFP)	112,800	(18,154)	94,646
Total Project Costs	<u>\$ 225,600</u>	<u>\$ (36,309)</u>	<u>\$ 189,291</u>

RECOMMENDATIONS

1. Approve a decrease of \$36,309 in the total project cost from \$225,600 to \$189,291.
2. Approve a decrease of \$18,155 in the State Apportionment [Bonds/1998-Nov.; 119-501] from \$112,800 to \$94,645.
3. Approve a decrease of \$18,154 in the Financial Hardship Contribution [Bonds/1998-Nov.; 119-617] from \$112,800 to \$94,646.
4. Require the District to return State funds in the amount of \$36,309.

SCHOOL DISTRICT DATA

Application Number:.....50/67249-00-009 School District:.....San Jacinto Unified
 County:.....Riverside School Name:.....Cawston (Ellen Ochoa) Elementary
 Financial Hardship.....No

PURPOSE OF REPORT

To recommend accounting revisions to close out a completed project.

DESCRIPTION

A review of expenditures reported by the District has been made and the revisions indicated are necessary to close out this completed project. The District incurred additional eligible expenditures per SFP Regulation Section 1859.74 and 1859.106 and may receive additional site relocation funding in the amount of \$7,586. The District has concurred with these findings and is eligible for an additional apportionment in the amount of \$3,793.

Detail of Final Cost & Financing

Budget Item	Currently Approved	Required Change	Revised Approval
SFP New Construction	\$ 8,399,581	\$ 0	\$ 8,399,581
SFP Site Acquisition	837,500	0	837,500
SFP Site Relocation	27,638	3,793	31,431
SFP Site Other	33,500	0	33,500
SFP Service Site	1,109,164	0	1,109,164
SFP General Site	691,190	0	691,190
SFP Offsite	386,045	0	386,045
SFP Utilities	75,708	0	75,708
SFP Financial Hardship	921,853	0	921,853
SFP DTSC Fees	1,943	0	1,943
SFP Fire Detection/Alarm	9,655	0	9,655
SFP Fire Sprinklers	142,037	0	142,037
SFP Labor Compliance Program	54,416	0	54,416
Total State Apportionment	<u>\$ 12,690,230</u>	<u>\$ 3,793</u>	<u>\$ 12,694,023</u>
Financing			
District Contribution	\$ 10,846,524	\$ 3,793	\$ 10,850,317
State (SFP)	11,768,377	3,793	11,772,170
Financial Hardship (SFP)	921,853	0	921,853
Total Project Costs	<u>\$ 23,536,754</u>	<u>\$ 7,586</u>	<u>\$ 23,544,340</u>

RECOMMENDATIONS

1. Approve an increase of \$7,586 in the total project cost from \$23,536,754 to \$23,544,340.
2. Approve an increase of \$3,793 in the District Contribution from \$10,846,524 to \$10,850,317.
3. Approve an increase of \$3,793 in the State Apportionment [Bonds/2004-Mar.; 055-500] from \$11,768,377 to \$11,772,170.

SCHOOL DISTRICT DATA

Application Number:.....5772504-00-001 School District:.....Mupu Elementary
 County:.....Ventura School Name:.....Mupu Elementary
 Financial Hardship.....Yes Date of Financial Hardship Status.....April 18, 2016
 Qualifying Financial Hardship Criteria: SFP Regulation Section 1859.81(c)(4).

PURPOSE OF REPORT

To recommend accounting revisions to close out a completed project.

DESCRIPTION

A review of expenditures reported by the District has been made and the revisions indicated are necessary to close out this completed project. This is a Financial Hardship project and has savings in the amount of \$2,325. SFP Regulation Section 1859.103 states that “the State’s portion of any savings declared by the district or determined by the OPSC by audit must be used to reduce the SFP financial hardship grant of that project ... any interest earned on a financial hardship project not expended on eligible project expenditures will be treated as savings and will be used to reduce the SFP financial hardship grant for that project.” The District has concurred with the findings and has returned the State funds in the amount of \$2,325.

Detail of Final Cost & Financing

Budget Item	Currently Approved	Required Change	Revised Approval
SFP Modernization	\$ 54,214	\$ (1,163)	\$ 53,051
SFP SDC Therapy Toilet	2,930	0	2,930
SFP Financial Hardship	283,122	(1,162)	281,960
SFP Fire Detection/Alarm	8,325	0	8,325
SFP 50 Year Old Modernization	361,425	0	361,425
Total State Apportionment	<u>\$ 710,016</u>	<u>\$ (2,325)</u>	<u>\$ 707,691</u>
 Financing			
District Contribution	\$ 1,474	\$ 0	\$ 1,474
State (SFP)	426,894	(1,163)	425,731
Financial Hardship (SFP)	283,122	(1,162)	281,960
Total Project Costs	<u>\$ 711,490</u>	<u>\$ (2,325)</u>	<u>\$ 709,165</u>

RECOMMENDATIONS

1. Approve a decrease of \$2,325 in the total project cost from \$711,490 to \$709,165.
2. Approve a decrease of \$1,162 in the Financial Hardship Contribution [Bonds/2006-Nov.; 057-570] from \$283,122 to \$281,960.
3. Approve a decrease of \$1,163 in the State Apportionment [Bonds/2006-Nov.; 057-570] from \$426,894 to \$425,731.
4. Recognize the District has returned State funds in the amount of \$2,325.

SCHOOL DISTRICT DATA

Application Number:.....57/67876-00-051 School District:.....San Bernardino City Unified
 County:.....San Bernardino School Name:..... Barton Elementary
 Financial Hardship:.....Yes Date of Financial Hardship Status.....September 9, 2001
 Qualifying Financial Hardship Criteria: SFP Regulation Section 1859.81(c)(1).

PURPOSE OF REPORT

To recommend accounting revisions to close out a completed project.

DESCRIPTION

A review of expenditures reported by the District has been made and the revisions indicated are necessary to close out this completed project. This is a Financial Hardship project and has savings in the amount of \$21,080. SFP Regulation Section 1859.103 states that “the State’s portion of any savings declared by the district or determined by the OPSC by audit must be used to reduce the SFP financial hardship grant of that project...any interest earned on a financial hardship project not expended on eligible project expenditures will be treated as savings and will be used to reduce the SFP financial hardship grant for that project.” The District has concurred with the findings and has returned the State funds in the amount of \$21,080.

Detail of Final Cost & Financing

Budget Item	Currently Approved	Required Change	Revised Approval
SFP Modernization	\$ 420,750	\$ (12,648)	\$ 408,102
SFP Small School	16,830	0	16,830
SFP Fire Compliance	27,343	0	27,343
SFP Financial Hardship	298,134	(8,432)	289,702
SFP Fire Detection/Alarm	13,375	0	13,375
SFP Labor Compliance Program	9,600	0	9,600
Total State Apportionment	<u>\$ 786,032</u>	<u>\$ (21,080)</u>	<u>\$ 764,952</u>
Financing			
District Contribution	\$ 27,131	\$ 0	\$ 27,131
State (SFP)	487,898	(12,648)	475,250
Financial Hardship (SFP)	298,134	(8,432)	289,702
Total Project Costs	<u>\$ 813,163</u>	<u>\$ (21,080)</u>	<u>\$ 792,083</u>

RECOMMENDATIONS

1. Approve a decrease of \$21,080 in the total project cost from \$813,163 to \$792,083.
2. Approve a decrease of \$12,648 in the State Apportionment [Bonds/2006-Nov.; 057-570] from \$487,898 to \$475,250.
3. Approve a decrease of \$8,432 in the Financial Hardship Contribution [Bonds/2006-Nov.; 057-570] from \$298,134 to \$289,702.
4. Recognize the District has returned State funds in the amount of \$21,080.

SCHOOL DISTRICT DATA

Application Number:.....57/67876-00-061 School District:.....San Bernardino City Unified
 County:.....San Bernardino School Name:..... Emmerton Elementary
 Financial Hardship:.....Yes Date of Financial Hardship Status.....September 9, 2001
 Qualifying Financial Hardship Criteria: SFP Regulation Section 1859.81(c)(1).

PURPOSE OF REPORT

To recommend accounting revisions to close out a completed project.

DESCRIPTION

A review of expenditures reported by the District has been made and the revisions indicated are necessary to close out this completed project. This is a Financial Hardship project and has savings in the amount of \$67,658. SFP Regulation Section 1859.103 states that “the State’s portion of any savings declared by the district or determined by the OPSC by audit must be used to reduce the SFP financial hardship grant of that project...any interest earned on a financial hardship project not expended on eligible project expenditures will be treated as savings and will be used to reduce the SFP financial hardship grant for that project.” The District has concurred with the findings and has returned the State funds in the amount of \$67,658.

Detail of Final Cost & Financing

Budget Item	Currently Approved	Required Change	Revised Approval
SFP Modernization	\$ 2,659,140	\$ (40,595)	\$ 2,618,545
SFP Fire Compliance	111,660	0	111,660
SFP Financial Hardship	1,886,141	(27,063)	1,859,078
SFP Fire Detection/Alarm	84,530	0	84,530
SFP Labor Compliance Program	23,057	0	23,057
Total State Apportionment	\$ 4,764,528	\$ (67,658)	\$ 4,696,870
Financing			
District Contribution	\$ 32,784	\$ 0	\$ 32,784
State (SFP)	2,878,387	(40,595)	2,837,792
Financial Hardship (SFP)	1,886,141	(27,063)	1,859,078
Total Project Costs	\$ 4,797,312	\$ (67,658)	\$ 4,729,654

RECOMMENDATIONS

1. Approve a decrease of \$67,658 in the total project cost from \$4,797,312 to \$4,729,654.
2. Approve a decrease of \$40,595 in the State Apportionment [Bonds/2006-Nov.; 057-570] from \$2,878,387 to \$2,837,792.
3. Approve a decrease of \$27,063 in the Financial Hardship Contribution [Bonds/2006-Nov.; 057-570] from \$1,886,141 to \$1,859,078.
4. Recognize the District has returned State funds in the amount of \$67,658.

SCHOOL DISTRICT DATA

Application Number:.....57/67876-00-070 School District:.....San Bernardino City Unified
 County:.....San Bernardino School Name:..... Lankershim Elementary
 Financial Hardship:.....Yes Date of Financial Hardship Status.....September 9, 2001
 Qualifying Financial Hardship Criteria: SFP Regulation Section 1859.81(c)(1).

PURPOSE OF REPORT

To recommend accounting revisions to close out a completed project.

DESCRIPTION

A review of expenditures reported by the District has been made and the revisions indicated are necessary to close out this completed project. This is a Financial Hardship project and has savings in the amount of \$305,379. SFP Regulation Section 1859.103 states that “the State’s portion of any savings declared by the district or determined by the OPSC by audit must be used to reduce the SFP financial hardship grant of that project...any interest earned on a financial hardship project not expended on eligible project expenditures will be treated as savings and will be used to reduce the SFP financial hardship grant for that project.” The District has concurred with the findings and has returned the State funds in the amount of \$305,379.

Detail of Final Cost & Financing

Budget Item	Currently Approved	Required Change	Revised Approval
SFP Modernization	\$ 2,362,932	\$ (183,227)	\$ 2,179,705
SFP Fire Compliance	196,297	0	196,297
SFP Financial Hardship	1,739,492	(122,152)	1,617,340
SFP Fire Detection/Alarm	75,114	0	75,114
SFP Labor Compliance Program	22,350	0	22,350
Total State Apportionment	<u>\$ 4,396,185</u>	<u>\$ (305,379)</u>	<u>\$ 4,090,806</u>
Financing			
District Contribution	\$ 31,637	\$ 0	\$ 31,637
State (SFP)	2,656,693	(183,227)	2,473,466
Financial Hardship (SFP)	1,739,492	(122,152)	1,617,340
Total Project Costs	<u>\$ 4,427,822</u>	<u>\$ (305,379)</u>	<u>\$ 4,122,443</u>

RECOMMENDATIONS

1. Approve a decrease of \$305,379 in the total project cost from \$4,427,822 to \$4,122,443.
2. Approve a decrease of \$183,227 in the State Apportionment [Bonds/2006-Nov.; 057-570] from \$2,656,693 to \$2,473,466.
3. Approve a decrease of \$122,152 in the Financial Hardship Contribution [Bonds/2006-Nov.; 057-570] from \$1,739,492 to \$1,617,340.
4. Recognize the District has returned State funds in the amount of \$305,379.

SCHOOL DISTRICT DATA

Application Number:.....57/67876-00-072 School District:.....San Bernardino City Unified
 County:.....San Bernardino School Name:..... Lytle Creek Elementary
 Financial Hardship:.....Yes Date of Financial Hardship Status.....September 9, 2001
 Qualifying Financial Hardship Criteria: SFP Regulation Section 1859.81(c)(1).

PURPOSE OF REPORT

To recommend accounting revisions to close out a completed project.

DESCRIPTION

A review of expenditures reported by the District has been made and the revisions indicated are necessary to close out this completed project. This is a Financial Hardship project and has savings in the amount of \$1,348. SFP Regulation Section 1859.103 states that “the State’s portion of any savings declared by the district or determined by the OPSC by audit must be used to reduce the SFP financial hardship grant of that project...any interest earned on a financial hardship project not expended on eligible project expenditures will be treated as savings and will be used to reduce the SFP financial hardship grant for that project.” The District has concurred with the findings and has returned the State funds in the amount of \$1,348.

Detail of Final Cost & Financing

Budget Item	Currently Approved	Required Change	Revised Approval
SFP Modernization	\$ 1,205,028	\$ (809)	\$ 1,204,219
SFP Fire Compliance	114,293	0	114,293
SFP Financial Hardship	918,147	(539)	917,608
SFP Fire Detection/Alarm	38,306	0	38,306
SFP Labor Compliance Program	19,594	0	19,594
Total State Apportionment	<u>\$ 2,295,368</u>	<u>\$ (1,348)</u>	<u>\$ 2,294,020</u>
Financing			
State (SFP)	\$ 1,377,221	\$ (809)	\$ 1,376,412
Financial Hardship (SFP)	918,147	(539)	917,608
Total Project Costs	<u>\$ 2,295,368</u>	<u>\$ (1,348)</u>	<u>\$ 2,294,020</u>

RECOMMENDATIONS

1. Approve a decrease of \$1,348 in the total project cost from \$2,295,368 to \$2,294,020.
2. Approve a decrease of \$809 in the State Apportionment [Bonds/2006-Nov.; 057-570] from \$1,377,221 to \$1,376,412.
3. Approve a decrease of \$539 in the Financial Hardship Contribution [Bonds/2006-Nov.; 057-570] from \$918,147 to \$917,608.
4. Recognize the District has returned State funds in the amount of \$1,348.

SCHOOL DISTRICT DATA

Application Number:.....57/67876-00-082 School District:.....San Bernardino City Unified
 County:.....San Bernardino School Name:..... Rio Vista Elementary
 Financial Hardship:.....Yes Date of Financial Hardship Status.....September 9, 2001
 Qualifying Financial Hardship Criteria: SFP Regulation Section 1859.81(c)(1).

PURPOSE OF REPORT

To recommend accounting revisions to close out a completed project.

DESCRIPTION

A review of expenditures reported by the District has been made and the revisions indicated are necessary to close out this completed project. This is a Financial Hardship project and has savings in the amount of \$54,107. SFP Regulation Section 1859.103 states that “the State’s portion of any savings declared by the district or determined by the OPSC by audit must be used to reduce the SFP financial hardship grant of that project...any interest earned on a financial hardship project not expended on eligible project expenditures will be treated as savings and will be used to reduce the SFP financial hardship grant for that project.” The District has concurred with the findings and has returned the State funds in the amount of \$54,107.

Detail of Final Cost & Financing

Budget Item	Currently Approved	Required Change	Revised Approval
SFP Modernization	\$ 713,592	\$ (32,464)	\$ 681,128
SFP Fire Compliance	132,719	0	132,719
SFP Financial Hardship	588,599	(21,643)	566,956
SFP Fire Detection/Alarm	22,684	0	22,684
SFP Labor Compliance Program	13,904	0	13,904
Total State Apportionment	\$ 1,471,498	\$ (54,107)	\$ 1,417,391
Financing			
State (SFP)	\$ 882,899	\$ (32,464)	\$ 850,435
Financial Hardship (SFP)	588,599	(21,643)	566,956
Total Project Costs	\$ 1,471,498	\$ (54,107)	\$ 1,417,391

RECOMMENDATIONS

1. Approve a decrease of \$54,107 in the total project cost from \$1,471,498 to \$1,417,391.
2. Approve a decrease of \$32,464 in the State Apportionment [Bonds/2006-Nov.; 057-570] from \$882,899 to \$850,435.
3. Approve a decrease of \$21,643 in the Financial Hardship Contribution [Bonds/2006-Nov.; 057-570] from \$588,599 to \$566,956.
4. Recognize the District has returned State funds in the amount of \$54,107.

SCHOOL DISTRICT DATA

Application Number:.....59/72546-00-004 School District:.....Oxnard Union High
 County:.....Ventura School Name:.....Hueneme High
 Financial Hardship.....No

PURPOSE OF REPORT

To recommend accounting revisions to close out a completed project.

DESCRIPTION

A review of expenditures reported by the District has been made and the revisions indicated are necessary to close out this completed project. This is a Career Technical Education Facilities Program project and has savings in the amount of \$4,972. SFP Regulation Section 1859.199 states “an applicant district may not retain savings realized by a Career Technical Education Facilities Project.” The District has concurred with the findings and has returned the State funds in the amount of \$2,486.

	Detail of Final Cost & Financing		
Budget Item	Currently Approved	Required Change	Revised Approval
SFP Modernization	\$ 5,250	\$ (2,486)	\$ 2,764
SFP CTE Equipment	21,973	0	21,973
Total State Apportionment	<u>\$ 27,223</u>	<u>\$ (2,486)</u>	<u>\$ 24,737</u>
Financing			
District Contribution	\$ 27,223	\$ (2,486)	\$ 24,737
State (SFP)	27,223	(2,486)	24,737
Total Project Costs	<u>\$ 54,446</u>	<u>\$ (4,972)</u>	<u>\$ 49,474</u>

RECOMMENDATIONS

1. Approve a decrease of \$4,972 in the total project cost from \$54,446 to \$49,474.
2. Approve a decrease of \$2,486 in the District Contribution from \$27,223 to \$24,737.
3. Approve a decrease of \$2,486 in the State Apportionment [Bonds/2006–Nov.; 057-600] from \$27,223 to \$24,737.
4. Recognize the District has returned State funds in the amount of \$2,486.

REPORT OF THE EXECUTIVE OFFICER
State Allocation Board Meeting, April 24, 2017

SCHOOL FACILITY PROGRAM
SUBSTANTIAL PROGRESS RESCISSION AND REDUCTION TO COSTS INCURRED

PURPOSE OF REPORT

To present School Facility Program (SFP) project apportionments to be rescinded or reduced to eligible costs incurred.

DESCRIPTION

The SFP projects listed on the Attachment are financial hardship County Office of Education (COE's) and a District that received a separate design and site and/or an adjusted grant fund release. The COE's and the District have either requested to have their project reduced to costs incurred or have not met the substantial progress requirement or have indicated that they will be unable to move forward with the SFP projects listed on the Attachment. The COE's and District have requested that their apportionments be reduced to costs incurred to recognize eligible costs for the separate design, site or adjusted grant phase.

AUTHORITY

Pursuant to Education Code Section 17076.10(b), sufficient evidence of substantial progress for the design, site and adjusted grant apportionments shall be due 18 months from the date any funds were released to the district. The SFP Regulation Section 1859.105 requires that when an apportionment is reduced to project costs incurred or rescinded, all State funds not used to finance eligible expenditures are to be returned to the State Allocation Board (SAB). The SFP Regulations also stipulate that interest earned on State funds, which is not used to finance eligible expenditures, is due to the SAB.

RECOMMENDATIONS

1. Find that the COE's and the District is unable to meet the substantial progress requirements or indicated that they will be unable to move forward with the projects listed on the Attachment.
2. Reduce the funded apportionments to costs incurred for the projects listed on the Attachment.
3. Direct Staff to adjust the COE's and the District's baseline eligibility, according to the increases (identified in the "Pupils Returned to the District's Baseline" column) on the Attachment, once all funds due to the State have been received.

**ATTACHMENT
SCHOOL FACILITY PROGRAM
SUBSTANTIAL PROGRESS RESCISSION/REDUCTION TO COSTS INCURRED
State Allocation Board Meeting, April 24, 2017**

	COE/ County/ Application Number	Pupil Grant Adjustments			Grant Adjustments				
		Type of Pupils	Number of Pupils	Pupils Returned to the District's Baseline	Original Apportionment	District Contribution	Interest	Amount of Eligible Expenditures	Reduction in Apportionment
Design Grant	San Bernardino County Office of Education ^{A1} San Bernardino 50/10363-04-029	9-12	108	31	\$404,870	\$0	\$8,082	\$404,870	\$8,082
	San Bernardino County Office of Education San Bernardino 50/10363-02-045	Severe	54	42	\$402,062	\$0	\$0	\$402,062	\$0
	San Bernardino County Office of Education ^{A2} San Bernardino 50/10363-04-026	9-12	135	108	\$436,644	\$0	\$42,423	\$452,628	\$26,439
	San Bernardino County Office of Education ^{A3} San Bernardino 50/10363-04-032	9-12	108	97	\$404,870	\$0	\$41,414	\$234,042	\$212,242
	Tehama County Office of Education ^{A4} Tehama 50/10520-00-003	Severe	107	101	\$1,042,247	\$94,692	\$11,445	\$340,067	\$808,317
	Scotia Union School District ^{A5} Humboldt 58/63024-00-004	NA	NA	NA	\$583,073	\$24,802	\$9,716	\$318,689	\$298,902
	Site Grant	San Bernardino County Office of Education ^{B1} San Bernardino 50/10363-04-029	N/A	N/A	N/A	\$981,500	\$0	\$62,499	\$1,043,999
San Bernardino County Office of Education ^{B1, B2} San Bernardino 50/10363-02-045		N/A	N/A	N/A	\$2,225,110	\$246,538	\$42,807	\$2,420,723	\$93,732
San Bernardino County Office of Education ^{B1} San Bernardino 50/10363-04-026		N/A	N/A	N/A	\$1,846,584	\$0	\$0	\$1,846,584	\$0
San Bernardino County Office of Education ^{B1, B3} San Bernardino 50/10363-04-032		N/A	N/A	N/A	\$275,750	\$280,125	\$0	\$555,875	\$0
Adjusted Grant	San Bernardino County Office of Education ^{C1} San Bernardino 50/10363-04-029	9-12	54	54	\$6,266,877	\$232,593	\$0	\$0	\$0
	San Bernardino County Office of Education ^{C2} San Bernardino 50/10363-04-032	9-12	108	108	\$4,355,018	\$0	\$0	\$0	\$0
TOTAL									\$1,447,714

- A1 This is a Financial Hardship project and the net savings amount of \$8,082 must be returned to the State to reduce the Financial Hardship contribution on this project.
- A2 This is a Financial Hardship project and the net savings amount of \$26,439 must be returned to the State to reduce the Financial Hardship contribution on this project.
- A3 This is a Financial Hardship project and the net savings amount of \$212,242 must be returned to the State to reduce the Financial Hardship contribution on this project.
- A4 This is a Financial Hardship project and the net savings amount of \$808,317 must be returned to the State to reduce the Financial Hardship contribution on this project.
- A5 This is a Facility Hardship project and net savings amount of \$298,902 must be returned to the State to reduce the hardship contribution on this project.
- B1 Pupil grants are not assigned on Site Grants.
- B2 DTSC and Hazardous Waste Removal grants were underspent and Site Relocation received a grant increase. There was also an overspent amount of \$83,663 that must be returned. The net savings and overspent amount of \$93,732 must be returned to the State to reduce the Financial Hardship contribution on this project.
- B3 District Contribution was increased by \$4,375 due to Site expenditures made prior to receiving the Site Apportionment.
- C1 The San Bernardino County Office of Education (SBCOE) did not meet the Time Limit on Fund Release (TLOFR) and incurred two non-participation occurrences in the Priority in Funding (PIF) process; therefore, the adjusted grant apportionment of \$6,266,877 will be rescinded. Due to the SBCOE's non-participation in the PIF, the balance due to the State is \$0.
- C2 The SBCOE did not meet the TLOFR and incurred two non-participation occurrences in the PIF process; therefore, the adjusted grant apportionment of \$4,355,018 will be rescinded. Due to the SBCOE's non-participation in the PIF, the balance due to the State is \$0.

**Non-Conforming Buildings
(Continued Use)**

REPORT OF THE EXECUTIVE OFFICER
State Allocation Board Meeting, April 24, 2017

EXEMPTION FOR INDEPENDENT STUDY FACILITIES

PURPOSE OF REPORT

To present the Kern High School District's (District) request, as shown on the Attachment, for an exemption from the definition of "school buildings" for certain facilities used for independent study.

DESCRIPTION

The District operates an independent study program at a facility that is not located at a regular school site and is requesting an exemption from the definition of "School building," as described in Education Code (EC) Section 17283, for the facility.

EC Section 17289 authorizes any school district or county office of education to request an exemption from the State Allocation Board (Board) for a building or structure or portion of a building or structure used for independent study from the definition of "school buildings." These buildings do not have to meet the Field Act requirements but must comply with local health and safety standards.

The District has certified that it has satisfied the legal requirements under EC Section 17289 for the exemption.

AUTHORITY

EC Section 17283 states: " "School building" as used in this article means and includes any building used, or designed to be used, for elementary or secondary school purposes and constructed, reconstructed, altered, or added to, by the state or any city or city and county, or by any political subdivision or by any school district of any kind within the state, or by any regional occupational center or program created by or authorized to act by an agreement under joint exercise of power, or by the United States government, or any agency thereof."

EC Section 17289 states "In order to provide alternative, community-based educational opportunities through independent study, any school district or county office of education may request an exemption from the State Allocation Board for a building or structure, or portion of a building or structure, from the definition of "school buildings" within the meaning of Section 17283. The exemptions may be granted for no longer than two years and exemptions are renewable. An exemption may only be granted if the school district or county office of education demonstrates to the satisfaction of the State Allocation Board all of the following:

- (a) The building or structure, or portion of building or structure, satisfies all of the following:
 - (1) It is not located on a regular schoolsite.
 - (2) It complies with all applicable local building standards and all relevant local health and safety standards in the community in which it is located.
 - (3) It is used for independent study.
 - (4) It serves fewer than 25 pupils enrolled in kindergarten or any of the grades 1 to 12, inclusive, at any one time in the building or structure, or in a portion of a building or structure where the remainder of the building or structure is not used for instructional purposes.
- (b) The use of the building or structure is critical to providing an effective alternative, community-based program.
- (c) The use of other buildings or structures that would meet seismic safety standards for school facilities is not practical."

(Continued on Page Two)

STAFF ANALYSIS/STATEMENTS

The District has provided certification that it has met the criteria as stated in EC Section 17289. An exemption has been requested for two years.

RECOMMENDATION

Approve the District's request for an exemption from the definition of "school buildings" for the site(s) listed on the Attachment from August 1, 2017 through July 30, 2019.

ATTACHMENT

EXEMPTION FOR INDEPENDENT STUDY FACILITIES

Kern High School District

Site

5801 Sundale Avenue
Bakersfield, California 93309

I.D. No.

15-63529

Emergency Repair Program

REPORT OF THE EXECUTIVE OFFICER
State Allocation Board Meeting, April 24, 2017

EMERGENCY REPAIR PROGRAM GRANT ADJUSTMENTS - SAVINGS

PURPOSE OF REPORT

To reduce grant apportionments for the attached listings of Emergency Repair Program (ERP) projects.

DESCRIPTION

The Local Educational Agencies (LEAs) listed on the Attachment A and Attachment B have submitted the required *Expenditure Reports* (Form SAB 61-04) that indicate expenditures are less than the ERP funded grant (savings). In addition, any interest earned on the reported savings has been verified.

Attachment A includes 21 ERP applications that require adjustments, for which the districts have submitted a check with the total amount to be returned.

Attachment B includes 34 ERP applications that require adjustments, for which the districts have not yet submitted a check with the total amount to be returned.

AUTHORITY

California Code of Regulations (CCR) Title 2, Section 1859.330, states in part, that when expenditures have been determined to be less than the ERP funded grant, the apportionment for ERP funding should be reduced (adjusted) by the amount of the savings and any interest earned.

CCR Title 2, Section 1859.324.1(a), states in part, that when adjustments to apportionments are established, collection procedures must be initiated.

RECOMMENDATIONS

1. Reduce the grant apportionments by the savings and interest earned for the ERP applications listed on both Attachment A and Attachment B.
2. Require the LEAs to return State Funds as indicated on Attachment B.

ATTACHMENT A
EMERGENCY REPAIR PROGRAM - Grant Fund Adjustments - Accepting Payments of Savings
State Allocation Board Meeting - April 24, 2017

County	Local Educational Agency (LEA)	Site	Application Number	State Apportionment	Expenditures	Savings	Interest	Total funds to be returned to the state	Adjusted Apportionment
Sacramento	Sacramento City Unified	Baker (Ethel I.) Elementary	61/67439-00-0193	\$ 441,336.00	\$ 439,769.16	\$ 1,566.84	\$ 2,120.96	\$ 3,687.80	\$ 439,769.16
Sacramento	Sacramento City Unified	Oak Ridge Elementary	61/67439-00-0194	\$ 1,359,613.00	\$ 1,135,892.88	\$ 223,720.12	\$ 6,037.29	\$ 229,757.41	\$ 1,135,892.88
Sacramento	Sacramento City Unified	Baker (Ethel I.) Elementary	61/67439-00-0209	\$ 1,021,390.00	\$ 922,498.33	\$ 98,891.67	\$ 4,487.75	\$ 103,379.42	\$ 922,498.33
Sacramento	Sacramento City Unified	Freeport Elementary	61/67439-00-0211	\$ 180,556.00	\$ 163,305.13	\$ 17,250.87	\$ 894.84	\$ 18,145.71	\$ 163,305.13
Sacramento	Sacramento City Unified	Burnett (Peter) Elementary	61/67439-00-0228	\$ 438,334.00	\$ 388,131.44	\$ 50,202.56	\$ 1,828.83	\$ 52,031.39	\$ 388,131.44
Sacramento	Sacramento City Unified	Wire (Clayton B.) Elementary	61/67439-00-0232	\$ 203,140.00	\$ 157,546.43	\$ 45,593.57	\$ 960.14	\$ 46,553.71	\$ 157,546.43
Sacramento	Sacramento City Unified	Tahoe Elementary	61/67439-00-0240	\$ 441,801.00	\$ 436,373.66	\$ 5,427.34	\$ 1,806.50	\$ 7,233.84	\$ 436,373.66
Sacramento	Sacramento City Unified	Bowling Green Elementary (Charter)	61/67439-00-0245	\$ 84,964.00	\$ 77,816.24	\$ 7,147.76	\$ 419.60	\$ 7,567.36	\$ 77,816.24
Sacramento	Sacramento City Unified	Rosa Parks Middle (formerly Charles M.Goethe)	61/67439-00-0249	\$ 343,319.00	\$ 243,693.86	\$ 99,625.14	\$ 1,731.65	\$ 101,356.79	\$ 243,693.86
Sacramento	Sacramento City Unified	Wood (Will C.) Middle	61/67439-00-0250	\$ 304,290.00	\$ 271,733.21	\$ 32,556.79	\$ 1,490.44	\$ 34,047.23	\$ 271,733.21
Sacramento	Sacramento City Unified	Bacon (Fern) Middle	61/67439-00-0251	\$ 480,538.00	\$ 352,090.70	\$ 128,447.30	\$ 2,394.56	\$ 130,841.86	\$ 352,090.70
Sacramento	Sacramento City Unified	Smith (Jedediah) Elementary	61/67439-00-0252	\$ 385,614.00	\$ 305,763.16	\$ 79,850.84	\$ 1,807.47	\$ 81,658.31	\$ 305,763.16
Sacramento	Sacramento City Unified	Freeport Elementary	61/67439-00-0256	\$ 138,038.00	\$ 113,553.94	\$ 24,484.06	\$ 716.66	\$ 25,200.72	\$ 113,553.94
Sacramento	Sacramento City Unified	Freeport Elementary	61/67439-00-0257	\$ 200,629.00	\$ 189,248.31	\$ 11,380.69	\$ 958.50	\$ 12,339.19	\$ 189,248.31
Sonoma	Santa Rosa High	John Freemont Elementary	61/70920-00-0006	\$ 15,496.00	\$ 14,936.00	\$ 560.00	\$ 581.01	\$ 1,141.01	\$ 14,936.00
Sonoma	Santa Rosa High	Cook (Lawrence) Middle	61/70920-00-0007	\$ 142,106.00	\$ 134,324.00	\$ 7,782.00	\$ 5,225.20	\$ 13,007.20	\$ 134,324.00
Sonoma	Santa Rosa High	Cook (Lawrence) Middle	61/70920-00-0008	\$ 56,812.00	\$ 56,000.00	\$ 812.00	\$ 2,178.40	\$ 2,990.40	\$ 56,000.00
Tulare	Kings River Union Elementary	Kings River Elementary	61/71969-00-0005	\$ 50,436.00	\$ 36,286.92	\$ 14,149.08	\$ 1,041.07	\$ 15,190.15	\$ 36,286.92
Yolo	Washington Unified	Riverbank Elementary (formerly Golden State Middle)	61/72694-00-0024	\$ 321,126.00	\$ 27,293.74	\$ 293,832.26	\$ 552.80	\$ 294,385.06	\$ 27,293.74
Yolo	Washington Unified	Riverbank Elementary (formerly Golden State Middle)	61/72694-00-0025	\$ 831,066.00	\$ 62,695.63	\$ 768,370.37	\$ 1,430.62	\$ 769,800.99	\$ 62,695.63
Yolo	Washington Unified	Riverbank Elementary (formerly Golden State Middle)	61/72694-00-0026	\$ 156,585.00	\$ 13,317.08	\$ 143,267.92	\$ 269.55	\$ 143,537.47	\$ 13,317.08
Totals					\$ 5,542,269.82	\$ 2,054,919.18	\$ 38,933.84	\$ 2,093,853.02	

ATTACHMENT B
EMERGENCY REPAIR PROGRAM - Grant Fund Adjustments - Require the Districts to Return Savings
State Allocation Board Meeting - April 24, 2017

County	Local Educational Agency (LEA)	Site	Application Number	State Apportionment	Expenditures	Savings	Interest	Total funds to be returned to the state	Adjusted Apportionment
Los Angeles	Compton Unified	Willowbrook Middle	61/73437-00-0052	\$ 494,769.00	\$ 183,623.30	\$ 311,145.70	\$ 5,135.01	\$ 316,280.71	\$ 183,623.30
Los Angeles	Compton Unified	Compton High	61/73437-00-0118	\$ 517,723.00	\$ 283,316.42	\$ 234,406.58	\$ 4,799.99	\$ 239,206.57	\$ 283,316.42
Los Angeles	Compton Unified	Centennial High	61/73437-00-0120	\$ 480,148.00	\$ 374,885.15	\$ 105,262.85	\$ 4,699.47	\$ 109,962.32	\$ 374,885.15
Los Angeles	Compton Unified	Willowbrook Middle	61/73437-00-0122	\$ 425,455.00	\$ 338,119.33	\$ 87,335.67	\$ 3,960.79	\$ 91,296.46	\$ 338,119.33
Los Angeles	Compton Unified	Willowbrook Middle	61/73437-00-0123	\$ 71,597.00	\$ 63,902.85	\$ 7,694.15	\$ 619.99	\$ 8,314.14	\$ 63,902.85
Los Angeles	Compton Unified	Washington Elementary	61/73437-00-0124	\$ 408,637.00	\$ 364,045.49	\$ 44,591.51	\$ 3,794.33	\$ 48,385.84	\$ 364,045.49
Los Angeles	Compton Unified	Rosecrans Elementary	61/73437-00-0127	\$ 420,825.00	\$ 368,058.26	\$ 52,766.74	\$ 3,271.92	\$ 56,038.66	\$ 368,058.26
Los Angeles	Compton Unified	Roosevelt Middle	61/73437-00-0128	\$ 73,136.00	\$ -	\$ 73,136.00	\$ 805.25	\$ 73,941.25	\$ -
Los Angeles	Compton Unified	Davis Middle	61/73437-00-0133	\$ 910,459.00	\$ 769,527.56	\$ 140,931.44	\$ 5,448.08	\$ 146,379.52	\$ 769,527.56
Los Angeles	Compton Unified	Longfellow Elementary	61/73437-00-0137	\$ 382,175.00	\$ 381,587.88	\$ 587.12	\$ 3,557.55	\$ 4,144.67	\$ 381,587.88
Los Angeles	Compton Unified	Centennial High	61/73437-00-0147	\$ 326,200.00	\$ 142,278.42	\$ 183,921.58	\$ 3,428.41	\$ 187,349.99	\$ 142,278.42
Los Angeles	Compton Unified	Centennial High	61/73437-00-0148	\$ 399,900.00	\$ 143,552.91	\$ 256,347.09	\$ 4,275.40	\$ 260,622.49	\$ 143,552.91
Los Angeles	Compton Unified	Dominguez High	61/73437-00-0154	\$ 197,421.00	\$ 154,425.37	\$ 42,995.63	\$ 492.59	\$ 43,488.22	\$ 154,425.37
Los Angeles	Compton Unified	Anderson Elementary	61/73437-00-0157	\$ 339,774.00	\$ 309,512.85	\$ 30,261.15	\$ 1,844.47	\$ 32,105.62	\$ 309,512.85
Los Angeles	Compton Unified	Lincoln Elementary	61/73437-00-0164	\$ 724,696.00	\$ 493,007.67	\$ 231,688.33	\$ 7,558.97	\$ 239,247.30	\$ 493,007.67
Los Angeles	Compton Unified	Enterprise Middle	61/73437-00-0171	\$ 434,297.00	\$ 436,951.56	\$ (2,654.56)	\$ 4,190.91	\$ 1,536.35	\$ 434,297.00
Los Angeles	Compton Unified	Compton High	61/73437-00-0174	\$ 56,752.00	\$ -	\$ 56,752.00	\$ 624.86	\$ 57,376.86	\$ -
Los Angeles	Compton Unified	Compton High	61/73437-00-0175	\$ 645,134.00	\$ 428,598.30	\$ 216,535.70	\$ 3,842.82	\$ 220,378.52	\$ 428,598.30
Los Angeles	Compton Unified	Compton High	61/73437-00-0178	\$ 323,400.00	\$ 270,470.50	\$ 52,929.50	\$ 2,834.93	\$ 55,764.43	\$ 270,470.50
Los Angeles	Compton Unified	Centennial High	61/73437-00-0180	\$ 665,780.00	\$ 638,260.99	\$ 27,519.01	\$ 3,753.46	\$ 31,272.47	\$ 638,260.99
Los Angeles	Compton Unified	Willowbrook Middle	61/73437-00-0181	\$ 807,463.00	\$ 802,913.98	\$ 4,549.02	\$ 4,774.32	\$ 9,323.34	\$ 802,913.98
Los Angeles	Compton Unified	Washington Elementary	61/73437-00-0183*	\$ 607,564.00	\$ 420,422.44	\$ 5,955.72	\$ 43.37	\$ 5,999.09	\$ 420,422.44
Los Angeles	Compton Unified	Willard (Frances) Elementary	61/73437-00-0184	\$ 79,028.00	\$ 77,573.46	\$ 1,454.54	\$ 800.89	\$ 2,255.43	\$ 77,573.46
Los Angeles	Compton Unified	Walton Middle	61/73437-00-0185	\$ 94,824.00	\$ 57,614.84	\$ 37,209.16	\$ 988.73	\$ 38,197.89	\$ 57,614.84
Los Angeles	Compton Unified	Walton Middle	61/73437-00-0186	\$ 614,697.00	\$ 614,110.85	\$ 586.15	\$ 5,434.78	\$ 6,020.93	\$ 614,110.85
Los Angeles	Compton Unified	Roosevelt Middle	61/73437-00-0189	\$ 92,149.00	\$ 66,562.56	\$ 25,586.44	\$ 869.18	\$ 26,455.62	\$ 66,562.56
Los Angeles	Compton Unified	Roosevelt Middle	61/73437-00-0193	\$ 100,522.00	\$ -	\$ 100,522.00	\$ 1,106.78	\$ 101,628.78	\$ -
Los Angeles	Compton Unified	Roosevelt Elementary	61/73437-00-0194	\$ 562,545.00	\$ 405,758.00	\$ 156,787.00	\$ 5,101.96	\$ 161,888.96	\$ 405,758.00
Los Angeles	Compton Unified	King (Martin Luther) Elementary	61/73437-00-0200	\$ 220,992.00	\$ 207,234.34	\$ 13,757.66	\$ 2,019.86	\$ 15,777.52	\$ 207,234.34
Los Angeles	Compton Unified	Dominguez High	61/73437-00-0202	\$ 328,820.00	\$ 291,275.71	\$ 37,544.29	\$ 486.54	\$ 38,030.83	\$ 291,275.71
Los Angeles	Compton Unified	Jefferson Elementary	61/73437-00-0208	\$ 618,429.00	\$ 352,701.24	\$ 265,727.76	\$ 5,754.30	\$ 271,482.06	\$ 352,701.24
Santa Barbara	Guadalupe Union Elementary	McKenzie (Kermit) Junior High	61/69203-00-0016	\$ 911,252.00	\$ 881,051.10	\$ 30,200.90	\$ -	\$ 30,200.90	\$ 881,051.10
Santa Barbara	Guadalupe Union Elementary	McKenzie (Kermit) Junior High	61/69203-00-0023	\$ 20,635.00	\$ 6,204.55	\$ 14,430.45	\$ -	\$ 14,430.45	\$ 6,204.55
Santa Barbara	Guadalupe Union Elementary	McKenzie (Kermit) Junior High	61/69203-00-0024	\$ 5,218.00	\$ 3,936.18	\$ 1,281.82	\$ -	\$ 1,281.82	\$ 3,936.18
Totals					\$ 10,331,484.06	\$ 2,852,400.66	\$ 96,319.91	\$ 2,946,066.01	

*Revised Expenditure Report. Previous savings already brought to SAB, this item only reflects the changes.

REPORT OF THE EXECUTIVE OFFICER
State Allocation Board Meeting, April 24, 2017

EMERGENCY REPAIR PROGRAM FUNDING

PURPOSE OF REPORT

To present Emergency Repair Program (ERP) funding applications for Apportionment.

DESCRIPTION

As of January 25, 2017, the State Allocation Board (Board) had apportioned \$793.2 million for funded projects. The Office of Public School Construction (OPSC) has received savings from previously funded projects. This item recommends the Board to approve Apportionments for the next applications in line.

AUTHORITY

ERP Regulation Section 1859.322. Emergency Repair Program Project Funding Order.

The Board shall make apportionments on a monthly basis for Grants in the order of receipt of an Accepted Application and for Grant Adjustments in the order of receipt of a complete Form SAB 61-04, as follows:

(a) If sufficient funding is available to provide funding to all applications presented that month, all applications will receive an Apportionment of the eligible costs.

(b) If funding is insufficient in any given month:

(1) Grants will be provided to each application on a prorated basis with the balance placed on the Unfunded List, unless the proration will result in funding less than 25 percent of the eligible project costs. The proration shall be determined by dividing the total funds available by the total eligible costs of all applications Ready for Apportionment. All Grant Adjustments will be placed on the Unfunded List.

(2) If the proration, as determined in (1) above, will be less than 25 percent of the eligible project costs, the Board shall provide Grant funding at 100 percent of the eligible project costs of the Grants based on date order received until funds are no longer available and the remaining Grant applications shall be placed on the Unfunded List. All Grant Adjustments will be placed on the Unfunded List.

(3) The Board will continue to accept and process applications for the purpose of developing an Unfunded List based on the order of receipt of the Accepted Applications.

When funds become available, projects on the Unfunded List will be apportioned in the order of date received. From available funds, Grants will be funded first and Grant Adjustments will be funded second. After an Apportionment has been made by the Board, funds will be released automatically by the OPSC. If local funds have been expended, the Apportionment must be used by the LEA [Local Educational Agency] to reimburse the special reserve fund and the original source of funds used to make the LEA expenditures for the ERP project.

Once all ERP funds have been depleted, any applications that have received a prorated Apportionment, a Grant, or a Grant Adjustment will be deemed a full and final Apportionment, any applications remaining fully unfunded on the Unfunded List will be returned to the LEA, and the Unfunded List shall be dissolved.

(Continued on Page Two)

STAFF ANALYSIS / ATTACHMENTS

ERP Regulation Section 1859.322 requires the Board to make apportionments on a monthly basis and provides for an unfunded list to be generated when there is insufficient funding in any given month. ERP Regulation Section 1859.322(b) further requires that if funding is insufficient in any given month Grants will be provided to each application on a prorated basis, unless the proration will result in funding less than 25 percent of the eligible project costs, with the balance placed on an Unfunded List. ERP Regulations further stipulate that when funds become available, projects on the Unfunded List, which includes applications that have been funded with prorated amounts, will be apportioned funds in the order of date received.

The requested funding for the next day in line greatly exceeds the available settlement authority and the Board is unable to provide at least 25 percent of the requested funding to all projects received that day. East Side Union High School District (ESUHSD) has prioritized their applications to use the remaining available settlement authority. ESUHSD's remaining unfunded projects will stay on the Unfunded List and OPSC will recommend funding them if savings from the ERP are returned.

RECOMMENDATION

Apportion \$5,874,812 in ERP funds for 11 applications listed on the Attachment from Fund 3082-000.

ATTACHMENT
EMERGENCY REPAIR PROGRAM
State Allocation Board Meeting, April 24, 2017

County	Local Educational Agency (LEA)	Site	Application Number	Types of Projects	Apport. Type*	Apportionment	Admin Filing Fees (Included in total)
Contra Costa	Pittsburg Unified	Parkside Elementary	61/61788-00-0118	Plumbing(\$1,646); Hazardous Materials(\$6,012);	e-r	\$7,658.00	
				Pittsburg Unified Total State Apportionments		\$7,658.00	
Imperial	Calexico Unified	Calexico High	61/63099-00-0020	Electrical(\$1,199,542); Structural Damage(\$125,907);	g	\$1,325,449.00	\$ 5,000
				Calexico Unified Total State Apportionments		\$1,325,449.00	
Los Angeles	Centinela Valley Union High	Leuzinger High	61/64352-00-0036	Wall Systems(\$152,463);	g	\$152,463.00	\$ 2,990
				Centinela Valley Union High Total State Apportionments		\$152,463.00	
Sacramento	Sacramento City Unified	Goethe (Charles M.) Middle	61/67439-00-0270	HVAC(\$43,164);	g	\$43,164.00	\$ 499
				Sacramento City Unified Total State Apportionments		\$43,164.00	
San Francisco	San Francisco Unified	Carver (George Washington) Elementary	61/68478-00-0007	Roofing(\$351,000); Flooring Systems(\$202,000); Ceiling System(\$109,000);	e-r	\$662,000.00	
				San Francisco Unified Total State Apportionments		\$662,000.00	
San Joaquin	Lodi Unified	Lawrence Elementary	61/68585-00-0081	Electrical(\$6,486);	e-r	\$6,486.00	
San Joaquin	Lodi Unified	Wagner-Holt Elementary	61/68585-00-0082	Roofing(\$484,820); Paving(\$11,459);	g	\$496,279.00	
				Lodi Unified Total State Apportionments		\$502,765.00	
Tulare	Woodlake Union High	Woodlake High	61/72280-00-0015	Paving(\$414,448);	g	\$414,448.00	
Tulare	Woodlake Union High	Woodlake High	61/72280-00-0016	Playground Equipment(\$1,381,387);	g	\$1,381,387.00	
Tulare	Woodlake Union High	Woodlake High	61/72280-00-0017	Storm Drainage(\$1,197,183);	g	\$1,197,183.00	
				Woodlake Union High Total State Apportionments		\$2,993,018.00	

**ATTACHMENT
EMERGENCY REPAIR PROGRAM**
State Allocation Board Meeting, April 24, 2017

County	Local Educational Agency (LEA)	Site	Application Number	Types of Projects	Apport. Type*	Apportionment	Admin Filing Fees (Included in total)
Yolo	Washington Unified	Elkhorn Village Elementary	61/72694-00-0027	Paving(\$168,140); Wall Systems(\$1,600); Flooring Systems(\$11,035); Roofing(\$7,520);	g	\$188,295.00	\$ 3,691
				Washington Unified Total State Apportionments		\$188,295.00	
				GRAND TOTAL		\$ 5,874,812	

Facility Hardship / Rehabilitation Program

REPORT OF THE EXECUTIVE OFFICER
State Allocation Board Meeting, April 24, 2017

SCHOOL DISTRICT DATA

School District: SCOTIA UNION ELEMENTARY County: HUMBOLDT
 Application Number:..... 58/63024-00-005 School Name: MURPHY ELEMENTARY
 Total District Enrollment:..... 222 Project Grade Level: K-8
 Financial Hardship: YES

The District qualified for financial hardship pursuant to School Facility Program (SFP) Regulation Section 1859.81(c)(4). The District has demonstrated it is financially unable to provide all or part of the matching funds and is levying the developer fees or equal alternative revenue source justified by law. The District's total bonding capacity at the time of its request for financial hardship funding was \$5 million or less.

PURPOSE OF REPORT

Type of Request	State Allocation Board (Board) approval for placement on the Unfunded List (Lack of AB 55 Loans) for a School Facility Program (SFP) Facility Hardship Rehabilitation project.
Total Project Cost	\$1,329,790
Cost to the State	\$1,154,886

DESCRIPTION

Description of Health and Safety Threat	The Gymnasium and Pool Building at Murphy Elementary in Scotia, California was originally constructed in in 1959. The building originally relied on steam heat supplied from a nearby lumber mill, but in March 2012 the company that owned the mill shut off the steam supply, forcing the school to close the Gymnasium due to lack of heat. According to the Humboldt County Department of Health and Human Services (HCDHHS), due to the cold, damp climate of Humboldt County for most of the school year, heat is necessary in Humboldt County to maintain a healthy environment for students.
Scope of Project	The scope of the project includes replacing the boiler system in the Gymnasium and Pool Building as well as work required by the Division of the State Architect (DSA) to meet structural safety, fire and life safety, and accessibility standards.
Status of School Site	The Gymnasium and Pool Building is currently closed. Mitigation work will begin when funding becomes available.

QUALIFYING CRITERIA

Government/State Level Concurrence	The District has obtained concurrence with the hazards reported and with the proposed minimum work for rehabilitation from the HCDHHS.
Staff Supports the District's Request	Yes.
Site Visit Completed by Staff	Yes.

AUTHORITY

See Attachment A.

RECOMMENDATIONS

1. Approve the District's request for placement on the Unfunded List (Lack of AB 55 Loans) for Facility Hardship rehabilitation funding for the Gymnasium and Pool Building at Murphy Elementary, pursuant to SFP Regulation Section 1859.83(e), as provided on Attachment B.
2. Provide that the State portion of any and all project savings realized from the funding of this rehabilitation project must be returned to the State.

ATTACHMENT A

AUTHORITY

Education Code (EC) Section 17075.10(a) states:

A school district may apply for hardship assistance in cases of extraordinary circumstances. Extraordinary circumstances may include, but are not limited to, the need to repair, reconstruct, or replace the most vulnerable school facilities that are identified as a Category 2 building, as defined in the report submitted pursuant to Section 17317, determined by the department to pose an unacceptable risk of injury to its occupants in the event of a seismic event.

SFP Regulation Section 1859.81 states:

Except for Joint-Use Projects and Career Technical Education Facilities Projects, a district is eligible for financial hardship to fund all or a portion of its matching share requirement after demonstrating the requirements of (a), (c), and (d) below:

- (a) The district is financially unable to provide all necessary matching funds for an eligible project. To determine this, an analysis shall be made of the district's financial records by the OPSC including data and records maintained by the CDE and the County Office of Education....
- (b) From the funds deemed available as a matching contribution, the district may retain \$19,776 per classroom in each enrollment reporting period for the cost to provide interim housing for the currently unhoused pupils of the district....
- (c) The district has made all reasonable efforts to fund its matching share of the project by demonstrating it is levying the developer fee justified under law or an alternative revenue source equal to or greater than the developer fee otherwise justified under law at the time of request for hardship and the district meets at least one of the following:
 - (1) The current outstanding bonded indebtedness of the district issued for the purpose of constructing school facilities in accordance with Education Code Section 17072.35 or 17074.25 as appropriate, at the time of request for financial hardship status, is at least 60 percent of the district's total bonding capacity. Outstanding bonded indebtedness includes that part of general obligation bonds, Mello-Roos Bonds, School Facility Improvement District Bonds and certificates of participation which the district is paying a debt service that was issued for capital outlay school facility purposes.
 - (2) The district had a successful registered voter bond election for at least the maximum amount allowed under Proposition 39 within the previous two years from the date of request for financial hardship status. The proceeds from the bond election that represent the maximum amount allowed under the provisions of Proposition 39 must be used to fund the district's matching share requirement for SFP project(s).
 - (3) It is a County Superintendent of Schools.
 - (4) The district's total bonding capacity at the time of the request for financial hardship status is \$5 million or less.
 - (5) Other evidence of reasonable effort as approved by the SAB....

SFP Regulation Section 1859.82 states, "A district is eligible for facility hardship funding to replace or construct new classrooms and related facilities if the district demonstrates there is an unmet need for pupil housing or the condition of the facilities, or the lack of facilities, is a threat to the health and safety of the pupils.."

SFP Regulation Section 1859.82(a)(1) provides for Facility Hardship grant funding when:

The facilities are needed to ensure the health and safety of the pupils if the district can demonstrate to the satisfaction of the Board that the health and safety of the pupils is at risk. Factors to be considered by the Board shall include the close proximity to a major freeway, airport, electrical facility, high power transmission lines, dam, pipeline, industrial facility, adverse air quality emission or other health and safety risks, including structural deficiencies required by the DSA to be repaired, seismic mitigation of the Most Vulnerable Category 2 Buildings as verified by the DSA, traffic safety or because the pupils reside in remote areas of the district and transportation to existing facilities is not possible or poses a health and safety risk.

ATTACHMENT A

AUTHORITY (cont.)

SFP Regulation Section 1859.82(a)(1)(A) states:

If the request is for replacement facilities, a cost/benefit analysis must be prepared by the district and submitted to the OPSC that indicates the total costs to remain in the classroom or related facility and mitigate the problem is at least 50 percent of the Current Replacement Cost of the classroom or related facility. The cost/benefit analysis may include applicable site development costs as outlined in Section 1859.76. The cost/benefit analysis shall not include increased costs associated with high performance related costs or components, with the exception of those high performance components that were pre-existing in the classroom or related facility. If the cost to remain in the classroom or related facility is less than 50 percent of the Current Replacement Cost, the district may qualify for either grant below, as applicable:

1. Modernization Excessive Cost Hardship Grant for Rehabilitation Costs pursuant to Section 1859.83(e),
or
2. A grant not to exceed 50 percent of the cost estimate that has been reviewed and approved by the OPSC and approved by the board for seismic rehabilitation.

SFP Regulation Section 1859.83(e) provides for:

Excessive Cost for rehabilitation of facilities the Board has determined are a health and safety risk to the pupils pursuant to Section 1859.82(a)(1) and the cost/benefit analysis to mitigate the problem and remain in the facility is less than 50 percent of the Current Replacement Cost of the facility. The cost/benefit analysis shall not include increased costs associated with high performance related costs or components, with the exception of those high performance components that were pre-existing in the classroom or related facility. If the district qualifies, the district is eligible for funding of Rehabilitation Costs as a modernization project. If the Approved Application is received after April 29, 2002, the grant amount provided is 60 percent of the amount of the cost estimate required in Section 1859.82(a)(1) that has been reviewed by the OPSC and approved by the Board. An additional grant may be provided for high performance incentive pursuant to Section 1859.77.4 provided that the high performance points attained are related to the scope of the Facility Hardship project. For any project funded in whole or in part from Proposition 47 or Proposition 55 for which the construction contract is awarded prior to January 1, 2012, the district may be eligible for the funding provided to initiate and enforce a LCP as prescribed in Section 1859.78.1(a). For any project for which the construction contract is awarded on or after January 1, 2012 the grant may be adjusted in the manner prescribed in Section 1859.78.1(b) and subject to the limitations established in Section 1859.78.1(c).

REPORT OF THE EXECUTIVE OFFICER
State Allocation Board Meeting, April 24, 2017

WAIVER OF THE SUBSTANTIAL ENROLLMENT REQUIREMENT

PURPOSE OF REPORT

To present a request to waive the substantial enrollment requirement and subsequent increase in district building capacity under the School Facility Program (SFP).

DESCRIPTION

The district listed on the Attachment, has been reviewed by the State Allocation Board (Board) Waiver and Review Committee (Committee) and found to meet the requirements of the Board to receive a waiver from the adjustment to the existing school building capacity. The policy basis for the waiver is contained in the "waiver code" on the Attachment. The Committee recommends approval of the waiver request.

AUTHORITY

Education Code Section 17017.7(c)

(c) "Substantial enrollment," for the purposes of this section, means enrollment of at least 30 percent of district pupils in kindergarten and grades 1 to 6, inclusive, or 40 percent of pupils in kindergarten and grades 1 to 12, inclusive, in the high school attendance area for which the school district is applying for new facilities. The calculation set forth in this subdivision, as to a self-certifying district, shall be made by the district, in accordance with any standards governing that calculation that are adopted by the board. The calculation shall be certified by the district to the board and used by the board for the purposes of this section. The self-certifying district shall maintain documentation of the calculation as may be required by the board, and the calculation shall be subject to subsequent audit as the board may direct. If a self-certifying district is found by the board to have materially misrepresented its pupil enrollment pursuant to this subdivision, the board may impose either or both of the penalties set forth in paragraphs (1) and (2) of subdivision (b) of Section 17041.2, in accordance with that section.

SFP Regulation Section 1859.35. Calculation of Existing School Building Capacity.

The district's existing school building capacity shall be determined by totaling the amount calculated in (a) and (b).

(a) With the exception of classrooms for Special Day Class pupils for which the multiplier is indicated on the Form SAB 50-02, multiply the number of available classrooms in the district, the HSAA or the Super HSAA by the following: 25 for each K-6 classroom and 27 for each 7-12 classroom. Available classrooms shall be determined by the reduction of classrooms identified in Section 1859.32 from the gross classroom inventory prepared pursuant to Section 1859.31 and the inclusion of portable classrooms as provided pursuant to Education Code Section 17071.30 (a) or (b).

(b) Multiply the K-6 pupil capacity of the elementary district, the unified district, the HSAA or the Super HSAA in a unified district as determined by the results of the calculations in (a) at the time of the initial determination of eligibility by six percent. When the elementary or unified district meets the Substantial Enrollment Requirement (SER) or qualifies for a waiver of the SER authorized by Education Code Sections 17017.6 and 17017.7(c), the amount reported in (b) shall be zero. For High School Districts, the amount reported in (b) shall be zero.

BACKGROUND

The SFP requires that the existing school building capacity of a district be adjusted using the Board's priority one requirements for funding as those requirements existed under the Lease-Purchase Program. The relevant priority one requirement at that time was that a district has thirty-percent of their K-6 enrollment attending schools operating on a year-round calendar or accepts an increase in capacity equal to six percent of the district's K-6 students. Districts that did not meet the Multi-Track Year-Round Education (MTYRE) requirement could request a waiver of the reduction if they could demonstrate that certain financial or educational hardships existed that prevented the district from operating MTYRE programs.

As the district capacity increases, the net eligibility available in the SFP decreases.

STAFF ANALYSIS/STATEMENT

The Board's Committee has reviewed the district's request and recommends the Board approve the request.

RECOMMENDATION

Approve the request as shown on the Attachment.

Attachment

WAIVER OF THE SUBSTANTIAL ENROLLMENT REQUIREMENT

1. Insufficient Number of Pupils to Load Four Classrooms

<u>DISTRICT</u>	<u>WAIVER CODE</u>	<u>LETTER DATE</u>
Hydesville Elementary	SW	03/28/17

Approval Codes

- 1 = Insufficient number of pupils to load four classrooms
- 2 = ADA of 300 or less
- 3 = Meets YRE percentage requirements 17017.7 (c)
- 5 = High School District ADA of 1200 or fewer
- 6 = High School District met SER requirement, 17017.6
- 8 = Feasibility
- 9 = Denied
- 10 = Educational Hardship
- 11 = Financial Hardship

- SW = SER Waiver
- RW = Recertification of Waiver
- S = SER Requirement
- RS = Recertification of SER
- SP = SER Partial
- FS = Feasibility Study

REPORT OF THE EXECUTIVE OFFICER
State Allocation Board Meeting, April 24, 2017

STATUS OF FUND RELEASES *

General Obligation Bond (March 2015 Sale)

- In March 2015, the State Treasurer's Office received a disbursement of funds from the GOB (Tax Exempt Bonds) in the amount of \$61.2 million. The list below reflects the total proceeds disbursed as of March 31, 2017.

Proposition	Bond Proceeds Amount	Fund Balance as of February 28, 2017	Funds Released in March 2017	Remaining Bond Proceeds Balance	Percent of Bond Proceeds Released
1D	\$ 61.2	\$ 61.2	\$ 0.0	\$ 0.0	100%
Grand Total	\$ 61.2	\$ 61.2	\$ 0.0	\$ 0.0	100%

Total Projects: 26 out of 26 – 100% of projects scheduled to receive funds.
Total Districts: 20 out of 20 school districts – 100% of districts.

Commercial Paper (February 2016)

- In February 2016, the State Treasurer's Office received a disbursement of funds from the Commercial Paper in the amount of \$68.2 million. The list below reflects the total proceeds disbursed as of March 31, 2017.

Proposition	Bond Proceeds Amount	Fund Balance as of February 28, 2017	Funds Released in March 2017	Remaining Bond Proceeds Balance	Percent of Bond Proceeds Released
1D	\$ 68.2	\$ 68.2	\$ 0.0	\$ 0.0	100%
Grand Total	\$ 68.2	\$ 68.2	\$ 0.0	\$ 0.0	100%

Total Projects: 16 out of 16 – 100% of projects scheduled to receive funds.
Total Districts: 12 out of 12 school districts – 100% of districts.

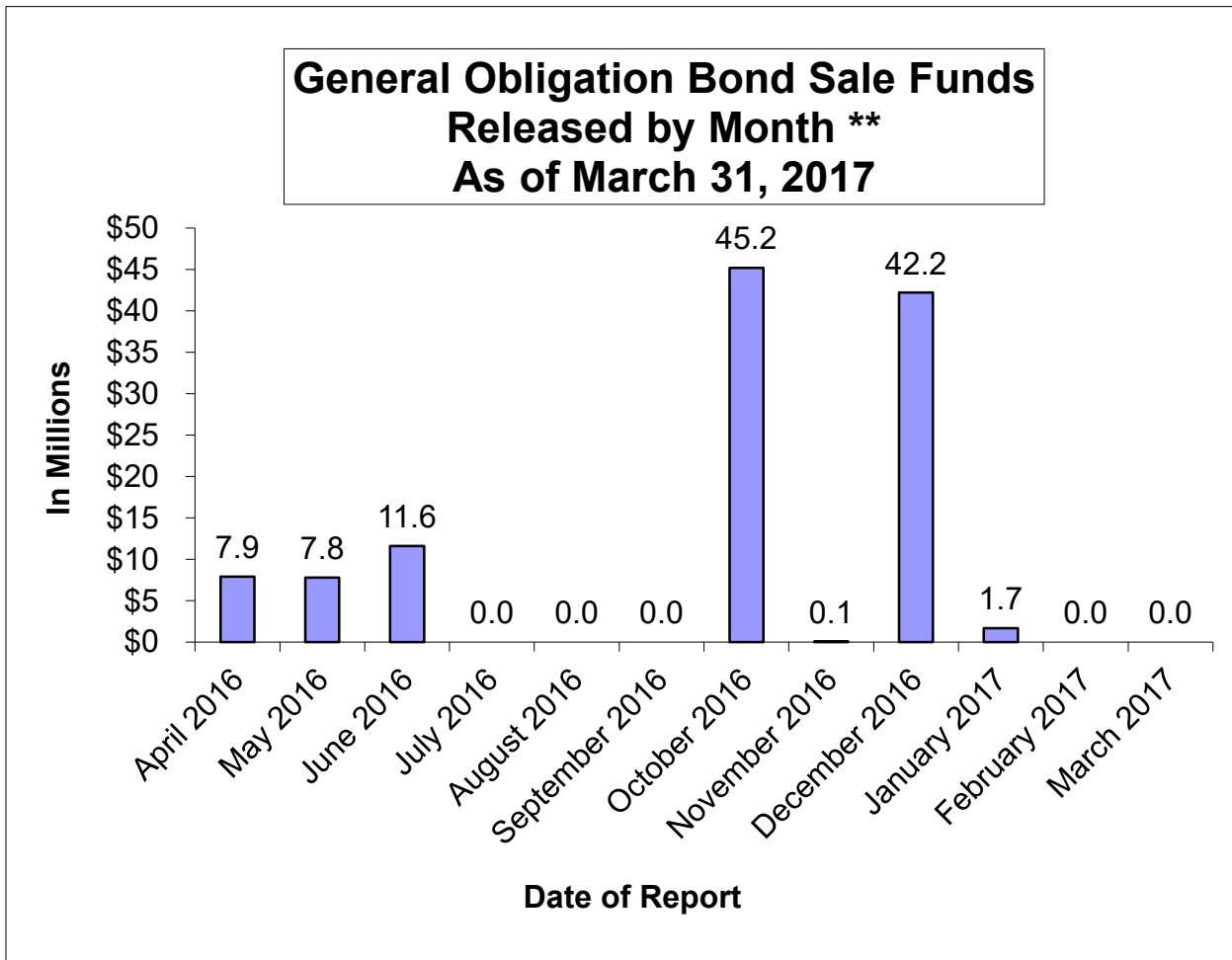
Commercial Paper (November 2016)

- In November 2016, the State Treasurer's Office received a disbursement of funds from the Commercial Paper in the amount of \$41.4 million. The list below reflects the total proceeds disbursed as of March 31, 2017.

Proposition	Bond Proceeds Amount	Fund Balance as of February 28, 2017	Funds Released in March 2017	Remaining Bond Proceeds Balance	Percent of Bond Proceeds Released
47	\$ 12.5	\$ 12.5	\$ 0.0	\$ 0.0	100%
55	\$ 6.5	\$ 6.5	\$ 0.0	\$ 0.0	100%
1D	\$ 22.4	\$ 22.4	\$ 0.0	\$ 0.0	100%
Grand Total	\$ 41.4	\$ 41.4	\$ 0.0	\$ 0.0	100%

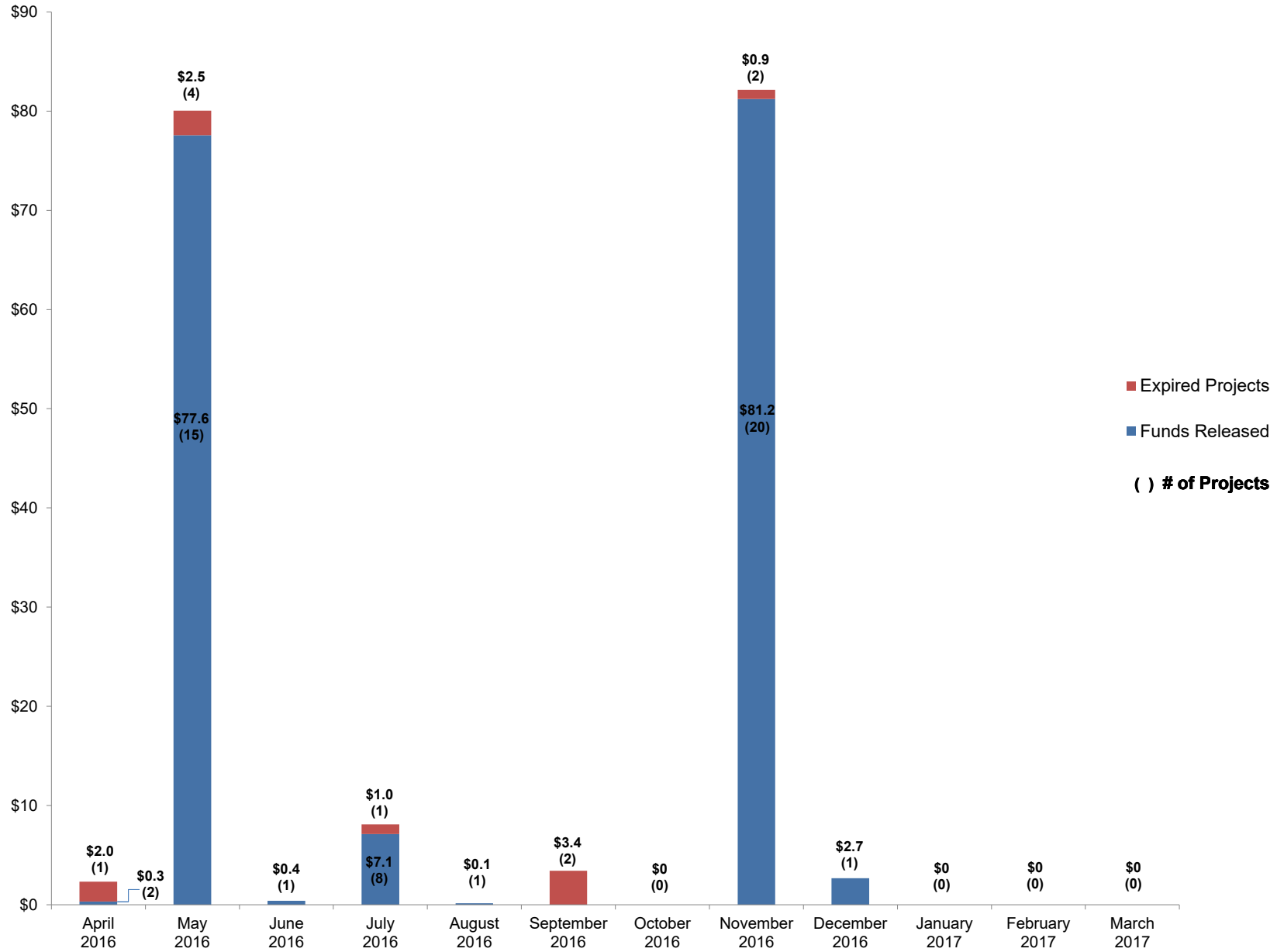
Total Projects: 5 out of 5 – 100% of projects scheduled to receive funds.
Total Districts: 3 out of 3 school districts – 100% of districts.

* The number of projects and districts for each bond sale will be adjusted on a monthly basis. This is due to projects receiving a grant apportionment or projects being rescinded.



** Funds released takes all available cash into consideration, including proceeds that may not be listed on page one.

**Status of Past School Facility Program Apportionments Set to Expire
due to Time Limit on Fund Release, as of March 31, 2017**
(in millions of dollars)



SCHOOL FACILITY PROGRAM
Available Funds (in Millions) As of April 24, 2017

Program	Original Bond Allocation	Remaining Bond Authority as of January 25, 2017	Estimated Approvals for April 24, 2017	Special Items/PIF	Remaining Bond Authority as of April 24, 2017 (excludes Unfunded Approvals)	Accumulated Unfunded Approvals as of January 25, 2017	Estimated Unfunded Approvals for April 24, 2017	Special Items/PIF	Remaining Bond Authority as of April 24, 2017 (includes Unfunded Approvals)
Prop. 51 - \$7 Billion - November 2016									
New Construction	\$3,000.0	\$3,000.0			\$3,000.0				\$3,000.0
Modernization	3,000.0	3,000.0			3,000.0				3,000.0
Career Technical Education	500.0	500.0			500.0				500.0
Charter School	500.0	500.0			500.0				500.0
SUBTOTAL	\$7,000.0	\$7,000.0	\$0.0	\$0.0	\$7,000.0 ^A	\$0.0	\$0.0	\$0.0	\$7,000.0

Prop. 1D - \$7.3 Billion - November 2006									
New Construction	\$1,900.0	\$3.3	\$0.1		\$3.4				\$3.4
Seismic Repair		84.6	-5.0	-\$25.7	53.9	-\$25.7		\$25.7	53.9
Modernization	3,300.0	11.2	0.7	-5.7	6.2	-5.7	-\$1.2	5.7	5.0
Career Technical Education	500.0	1.9			1.9				1.9
High Performance Schools	100.0	0.0			0.0				0.0
Overcrowding Relief	1,000.0	20.5		-7.9	12.6	-7.9		7.9	12.6
Charter School	500.0	158.0		-6.7	151.3	-129.4	2.8	6.7	31.4
Joint Use	57.5 ^B	0.0			0.0				0.0
SUBTOTAL	\$7,357.5	\$279.5	-\$4.2	-\$46.0	\$229.3 ^A	-\$168.7	\$1.6	\$46.0	\$108.2

Prop. 55 - \$10 Billion - March 2004									
New Construction	\$4,965.8 ^C	\$6.1 ^D	\$1.0		\$7.1				\$7.1
Modernization	2,250.0	0.1			0.1				0.1
Critically Overcrowded Schools	2,440.0	0.0			0.0				0.0
Charter School	300.0	25.9		-\$13.2	12.7	-\$24.2		\$13.2	1.7
Joint Use	66.7 ^E	0.0			0.0				0.0
SUBTOTAL	\$10,022.5	\$32.1	\$1.0	-\$13.2	\$19.9 ^A	-\$24.2	\$0.0	\$13.2	\$8.9
TOTAL PAGE 1	\$24,380.0	\$7,311.6	-\$3.2	-\$59.2	\$7,249.2	-\$192.9	\$1.6	\$59.2	\$7,117.1

A Balance of bonding authority excludes unfunded approvals.

B The original bond allocation of \$29 million augmented by \$21 million from Prior Bond Funds to Joint Use at the 06/27/07 SAB meeting and \$7.5 million at the 7/23/08 SAB meeting pursuant to Assembly Bill 127, Chapter 35, Statutes of 2006 (Perata/Nunez).

C The original bond allocation of \$4,960,000,000 augmented by \$5,831,911 from Prior Bonds at the 10/6/2010 SAB meeting.

D It includes the transfer of Critically Overcrowded School Facilities Program Funds to New Construction (transfers in Prop. 55 includes: \$268.8 million approved at the 1/25/2006 SAB meeting, \$318.3 million approved at the 9/23/2009 SAB meeting, \$225 million approved at the 8/4/2010 SAB meeting, \$211.7 million approved at the 12/15/2010 SAB meeting, \$145 million at the 4/25/2012 SAB meeting, \$30.4 million after the 3/20/2013 SAB meeting, and \$32,297 after the 3/26/2014 SAB meeting per SFP Regulation Sections 1859.154 (c)).

E Original bond allocation of \$50,000,000 augmented by \$15,547,233 from the State School Building Aid Fund at the 2/28/2007 SAB meeting and by \$1,232,224 from Prior Bonds at the 10/6/2010 SAB meeting.

F Total authority is not available at this time. There are outstanding accounts receivables of \$179,990 for New Construction and \$289,186 for Modernization in Proposition 1D; and \$1,289,318 for New Construction and \$1,246,707 for Charter in Proposition 55.

SCHOOL FACILITY PROGRAM
Available Funds (in Millions) As of April 24, 2017

Program	Original Bond Allocation	Remaining Bond Authority as of January 25, 2017	Estimated Approvals for April 24, 2017	Special Items/PIF	Remaining Bond Authority as of April 24, 2017 (excludes Unfunded Approvals)	Accumulated Unfunded Approvals as of January 25, 2017	Estimated Unfunded Approvals for April 24, 2017	Special Items/PIF	Remaining Bond Authority as of April 24, 2017 (includes Unfunded Approvals)
Prop. 47 - \$11.4 Billion - November 2002									
New Construction	\$6,250.0	\$0.9 ^C			\$0.9				\$0.9
Modernization	3,300.0	0.1			0.1				0.1
Critically Overcrowded Schools	1,700.0	0.0			0.0				0.0
Charter School	100.0	11.3		-\$4.0	7.3	-\$10.5		\$4.0	0.8
Joint Use	50.0	0.0			0.0				0.0
SUBTOTAL	\$11,400.0	\$12.3	\$0.0	-\$4.0	\$8.3^A	-\$10.5	\$0.0	\$4.0	\$1.8
Prop. 1A - \$6.7 Billion - November 1998									
New Construction	\$2,900.0	\$0.0	\$0.1		\$0.1				\$0.1 ^D
Modernization	2,100.0	0.0			0.0				0.0
Hardship	1,000.0	0.9	0.1		1.0	-\$0.7			0.3 ^D
Class Size Reduction	700.0	0.0			0.0				0.0
SUBTOTAL	\$6,700.0	\$0.9	\$0.2	\$0.0	\$1.1^A	-\$0.7	\$0.0	\$0.0	\$0.4
TOTAL PAGE 2	\$18,100.0	\$13.2	\$0.2	-\$4.0	\$9.4	-\$11.2	\$0.0	\$4.0	\$2.2
TOTAL FROM PAGE 1	\$24,380.0	\$7,311.6	-\$3.2	-\$59.2	\$7,249.2	-\$192.9	\$1.6	\$59.2	\$7,117.1
GRAND TOTAL	\$42,480.0	\$7,324.8	-\$3.0	-\$63.2	\$7,258.6	-\$204.1	\$1.6	\$63.2	\$7,119.3

NEEDS ASSESSMENT/EMERGENCY REPAIR PROGRAM

Program	Appropriation	Remaining Settlement as of January 25, 2017	Estimated Approvals for April 24, 2017	Special Items	Remaining Settlement as of April 24, 2017 (excludes Unfunded Approvals)	Accumulated Unfunded Approvals as of January 25, 2017	Estimated Unfunded Approvals for April 24, 2017	Special Items	Remaining Settlement as of April 24, 2017
SB 6, Chapter 899, Statutes of 2004									
Needs Assessment Program (SFNAGP)	\$2.5	\$0.0			\$0.0				\$0.0
Emergency Repair Program (ERP)	800.0	6.8	-\$1.0		5.8				5.8 ^D
TOTAL	\$802.5	\$6.8	-\$1.0	\$0.0	\$5.8^B	\$0.0	\$0.0	\$0.0	\$5.8

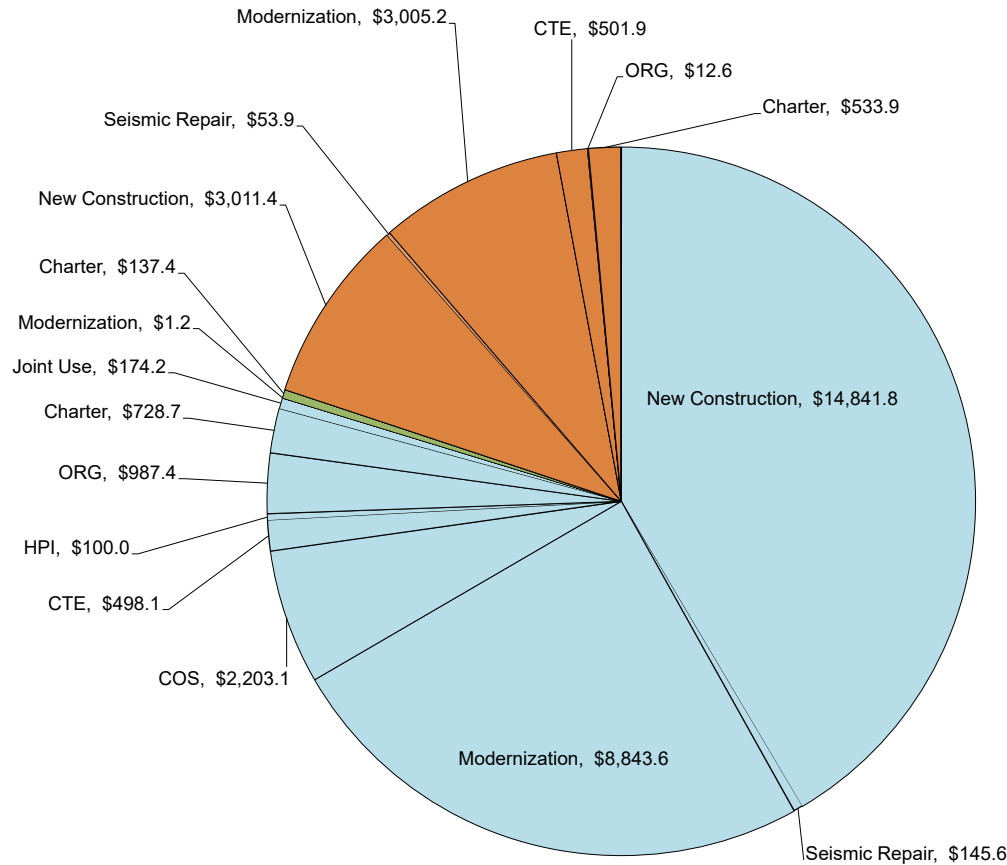
^A Balance of bonding authority excludes unfunded approvals.

^B Balance of settlement authority excludes unfunded approvals.

^C It includes the transfer of Critically Overcrowded School Facilities Program Funds to New Construction (transfer in Prop. 47 includes: \$700 million approved at the 3/25/2009 SAB meeting, \$68.1 million approved at the 9/23/2009 SAB meeting, and \$58,644 after the 3/26/2014 SAB meeting per SFP Regulation Sections 1859.154 (c)).

^D Total authority is not available at this time. There are outstanding accounts receivables of \$59,125 for New Construction and \$59,124 for Hardship in Proposition 1A; and \$4,237,118 in ERP.

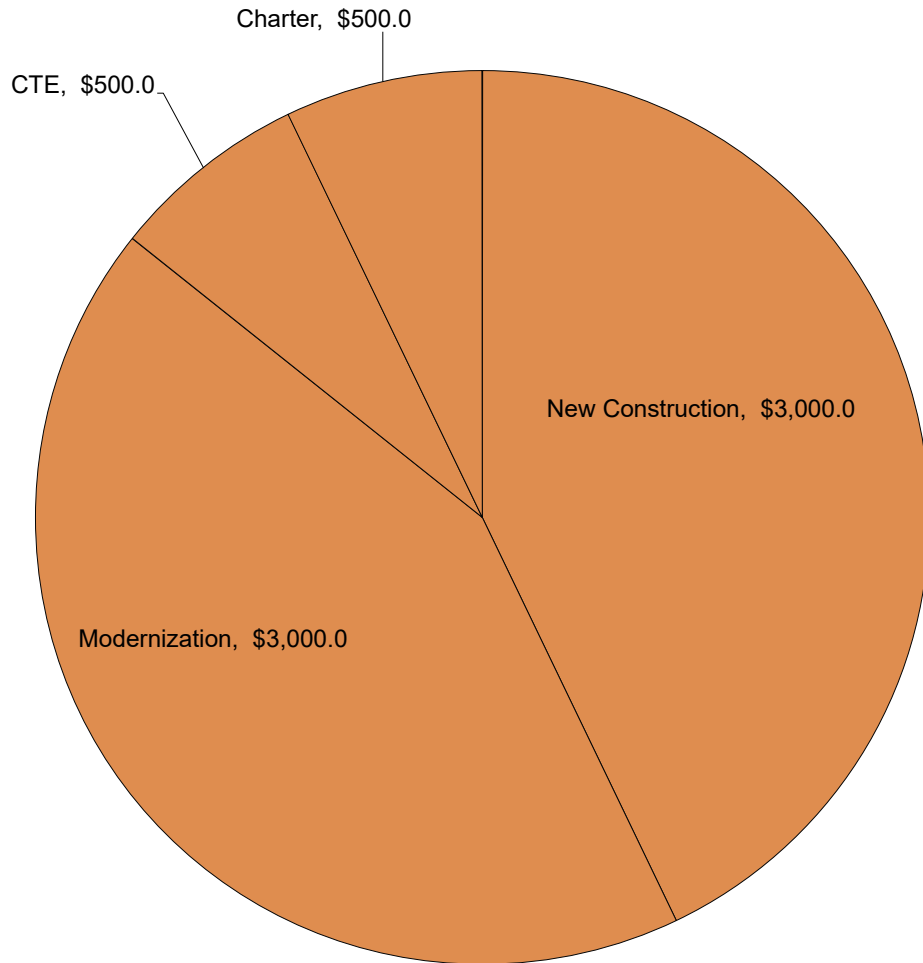
Proposition 51, 1D, 55 and 47 Bond Authority - \$35.780 billion (in millions)



Proposition 51, 1D, 55, and 47 Totals		
New Construction*	\$	14,841.8
<i>Seismic Repair</i>	\$	145.6
Modernization	\$	8,843.6
COS	\$	2,203.1
CTE	\$	498.1
HPI	\$	100.0
ORG	\$	987.4
Charter	\$	728.7
Joint Use	\$	174.2
Apportioned	\$	28,522.5
		79.7%
New Construction	\$	-
<i>Seismic Repair</i>	\$	-
Modernization	\$	1.2
COS	\$	-
CTE	\$	-
HPI	\$	-
ORG	\$	-
Charter	\$	137.4
Joint Use	\$	-
Unfunded Approvals	\$	138.6
		0.4%
New Construction	\$	3,011.4
<i>Seismic Repair</i>	\$	53.9
Modernization	\$	3,005.2
COS	\$	-
CTE	\$	501.9
HPI	\$	-
ORG	\$	12.6
Charter	\$	533.9
Joint Use	\$	-
Remaining Bond Authority	\$	7,118.9
		19.9%
Grand Total	\$	35,780
		100.0%

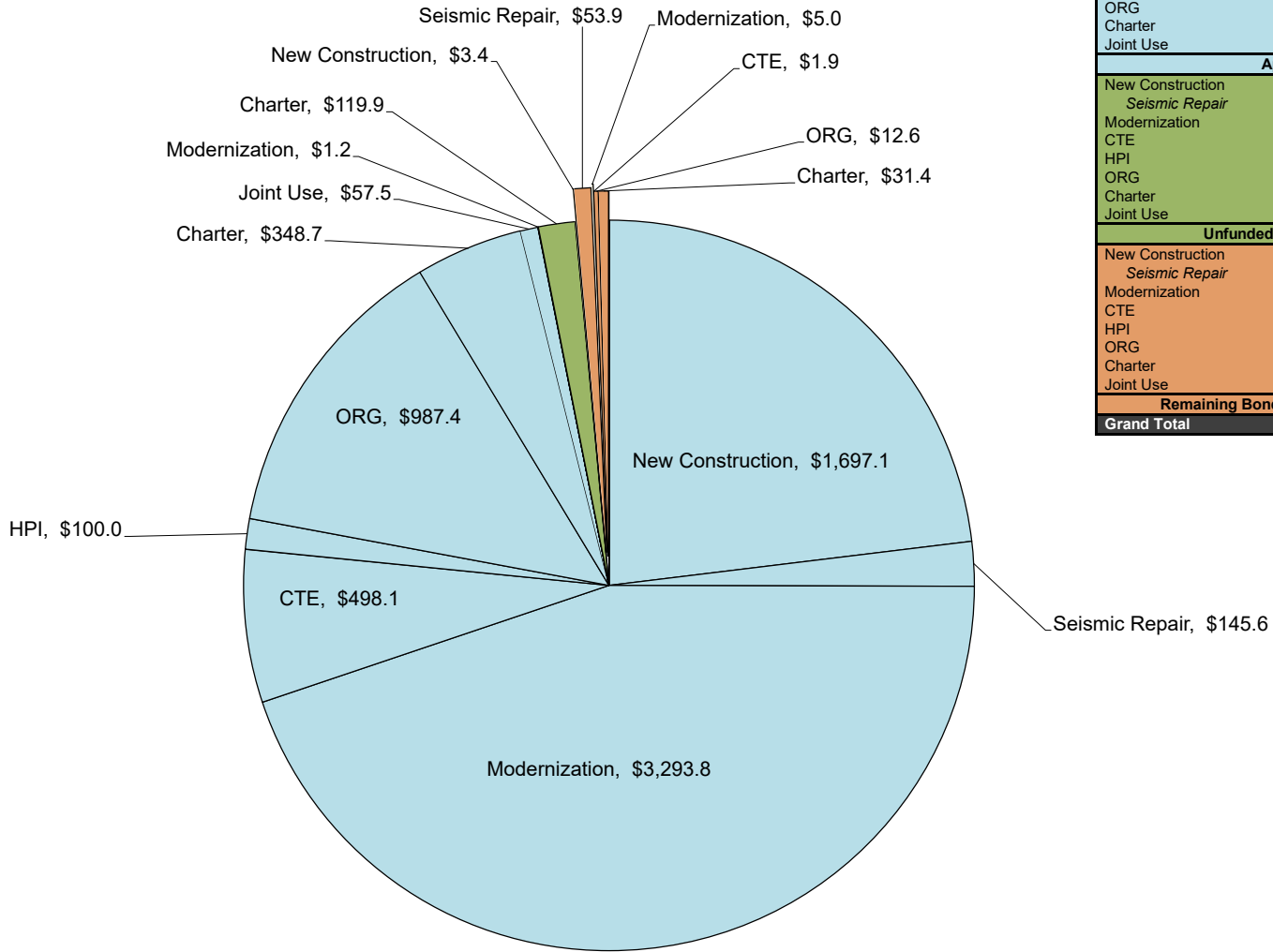
*Includes Energy Efficiency, Small High Schools, Seismic Repair, and the transfer of Critically Overcrowded School Facilities Program Funds to New Construction (\$700 million and \$68.1 million from Prop. 47; \$268.8 million, \$318.3 million, \$225 million, \$211.7 million, \$145 million, and \$30.4 million from Prop. 55). Also, Prop 55 includes \$5.8 million from the Lease Purchase Program on October 6, 2010.

Proposition 51 Bond Authority - \$7.000 billion (in millions)



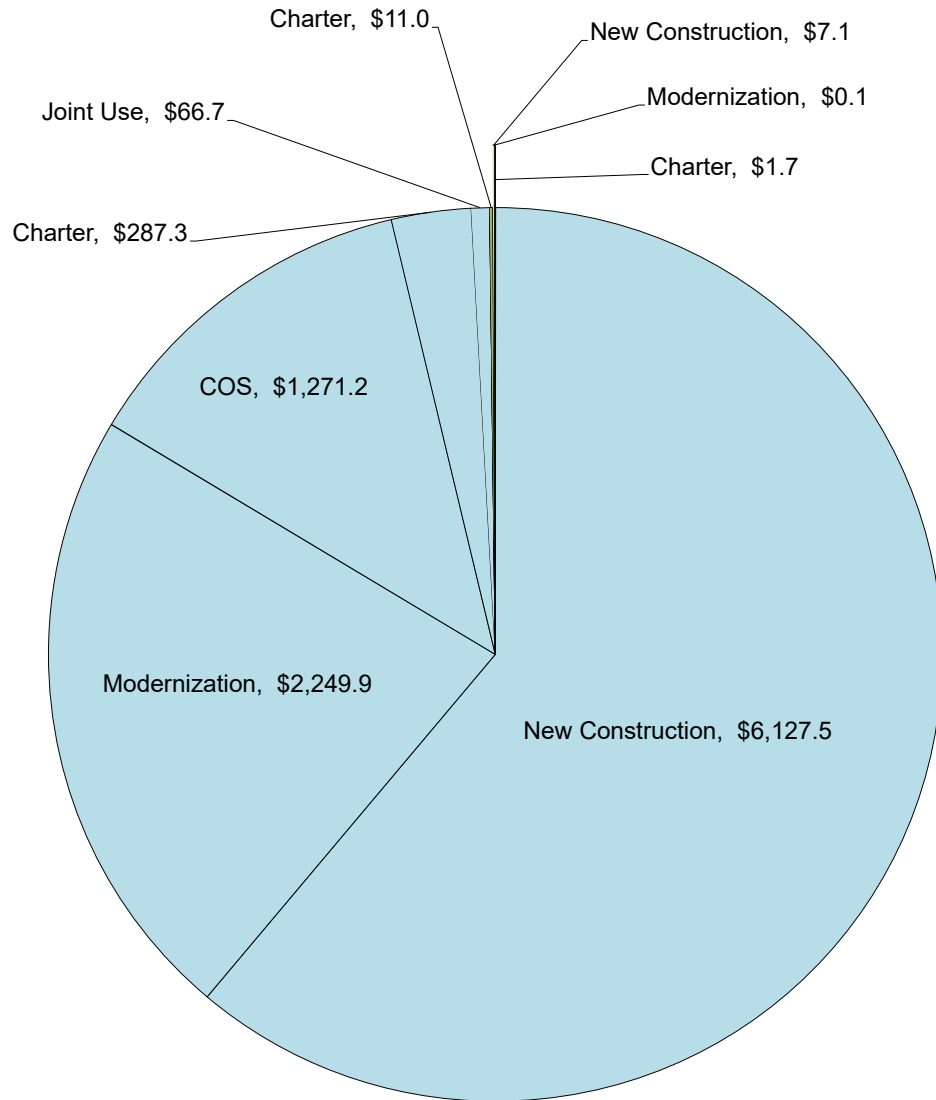
Proposition 51 Totals		
New Construction	\$ -	
Modernization	\$ -	
CTE	\$ -	
Charter	\$ -	
Apportioned	\$ -	0.0%
New Construction	\$ -	
Modernization	\$ -	
CTE	\$ -	
Charter	\$ -	
Unfunded Approvals	\$ -	0.0%
New Construction	\$ 3,000.0	
Modernization	\$ 3,000.0	
CTE	\$ 500.0	
Charter	\$ 500.0	
Remaining Bond Authority	\$ 7,000.0	100.0%
Grand Total	\$ 7,000	100.0%

Proposition 1D Bond Authority - \$7.358 billion (in millions)



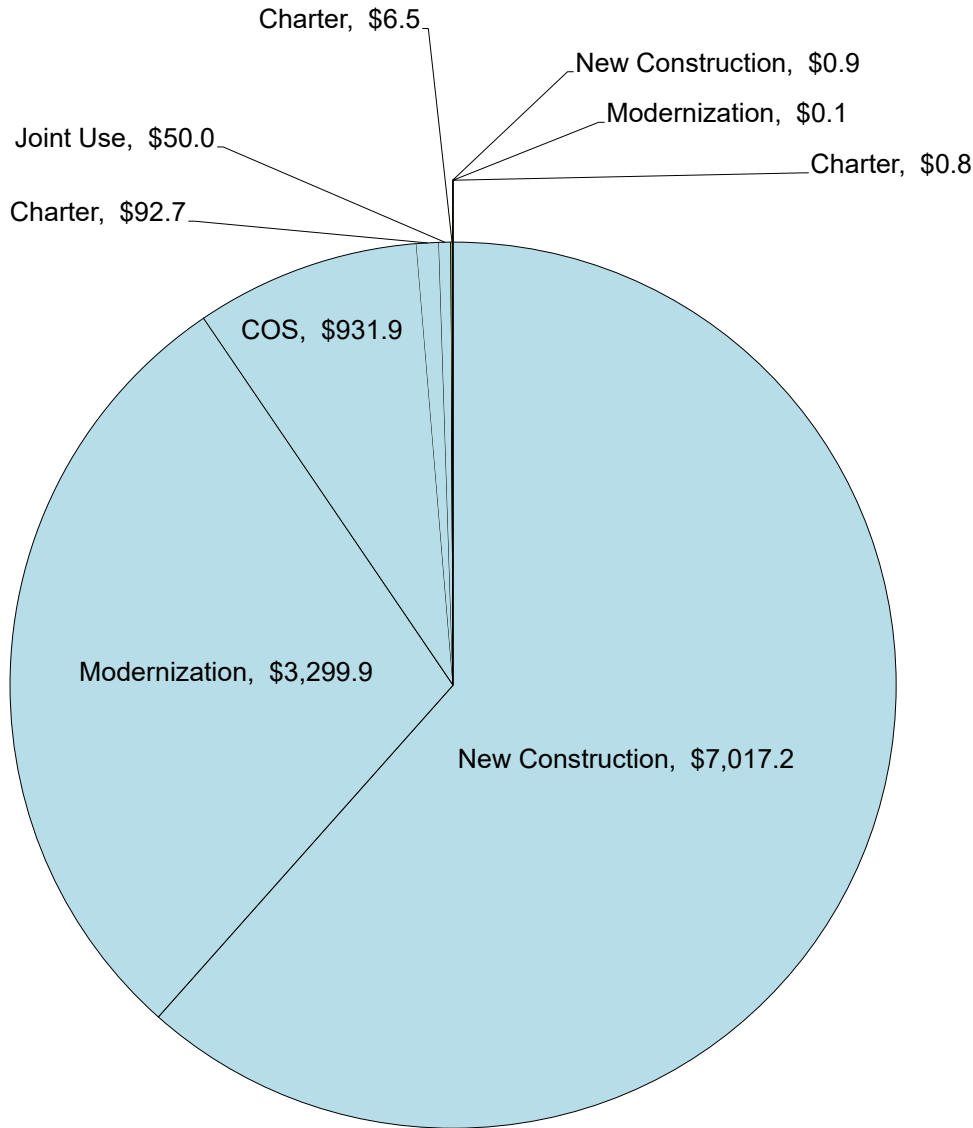
Proposition 1D Totals		
New Construction	\$ 1,697.1	
<i>Seismic Repair</i>	\$ 145.6	
Modernization	\$ 3,293.8	
CTE	\$ 498.1	
HPI	\$ 100.0	
ORG	\$ 987.4	
Charter	\$ 348.7	
Joint Use	\$ 57.5	
Apportioned	\$ 7,128.2	96.9%
New Construction	\$ -	
<i>Seismic Repair</i>	\$ -	
Modernization	\$ 1.2	
CTE	\$ -	
HPI	\$ -	
ORG	\$ -	
Charter	\$ 119.9	
Joint Use	\$ -	
Unfunded Approvals	\$ 121.1	1.6%
New Construction	\$ 3.4	
<i>Seismic Repair</i>	\$ 53.9	
Modernization	\$ 5.0	
CTE	\$ 1.9	
HPI	\$ -	
ORG	\$ 12.6	
Charter	\$ 31.4	
Joint Use	\$ -	
Remaining Bond Authority	\$ 108.2	1.5%
Grand Total	\$ 7,358	100.0%

Proposition 55 Bond Authority - \$10.023 billion (in millions)



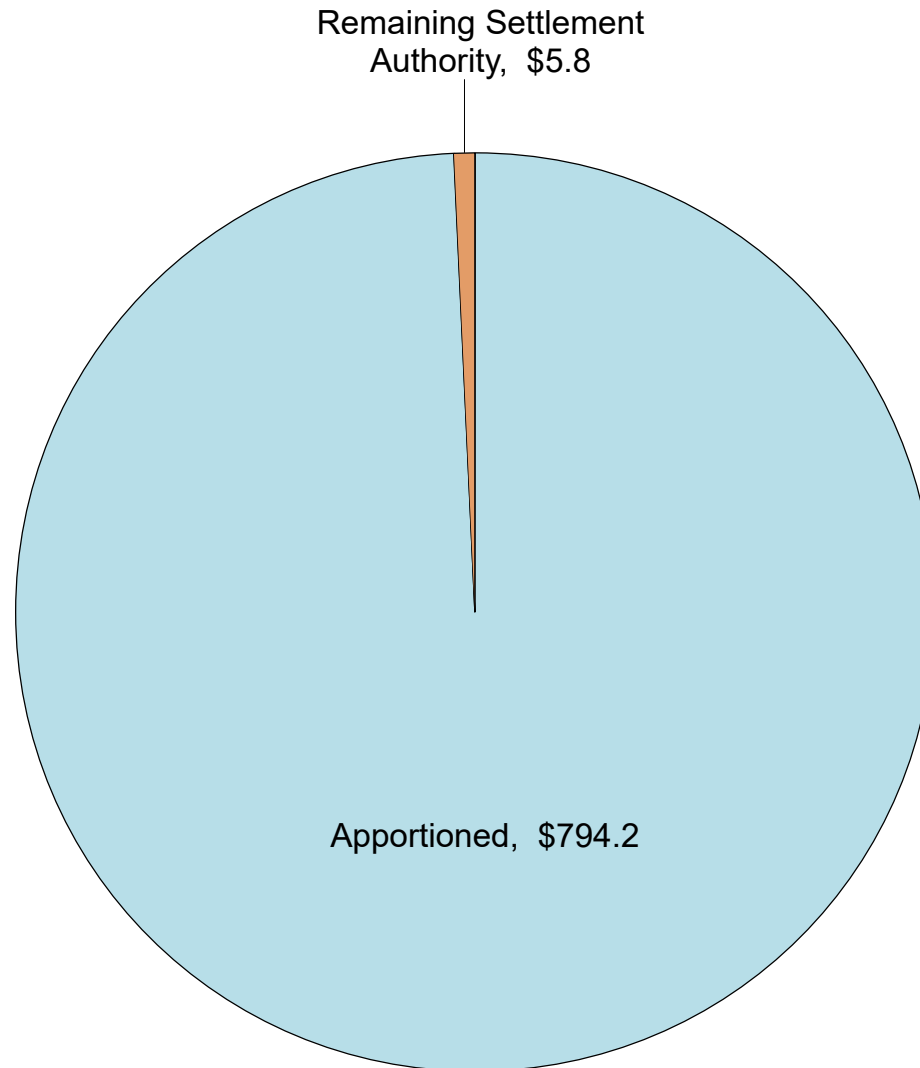
Proposition 55 Totals		
New Construction	\$ 6,127.5	
Modernization	\$ 2,249.9	
COS	\$ 1,271.2	
Charter	\$ 287.3	
Joint Use	\$ 66.7	
Apportioned	\$ 10,002.6	99.8%
New Construction	\$ -	
Modernization	\$ -	
COS	\$ -	
Charter	\$ 11.0	
Joint Use	\$ -	
Unfunded Approvals	\$ 11.0	0.1%
New Construction	\$ 7.1	
Modernization	\$ 0.1	
COS	\$ -	
Charter	\$ 1.7	
Joint Use	\$ -	
Remaining Bond Authority	\$ 8.9	0.1%
Grand Total	\$ 10,023	100.0%

Proposition 47 Bond Authority - \$11.400 billion (in millions)



Proposition 47 Totals		
New Construction	\$ 7,017.2	
Modernization	\$ 3,299.9	
COS	\$ 931.9	
Charter	\$ 92.7	
Joint Use	\$ 50.0	
Apportioned	\$ 11,391.7	99.9%
New Construction	\$ -	
Modernization	\$ -	
COS	\$ -	
Charter	\$ 6.5	
Joint Use	\$ -	
Unfunded Approvals	\$ 6.5	0.1%
New Construction	\$ 0.9	
Modernization	\$ 0.1	
COS	\$ -	
Charter	\$ 0.8	
Joint Use	\$ -	
Remaining Bond Authority	\$ 1.8	0.0%
Grand Total	\$ 11,400	100.0%

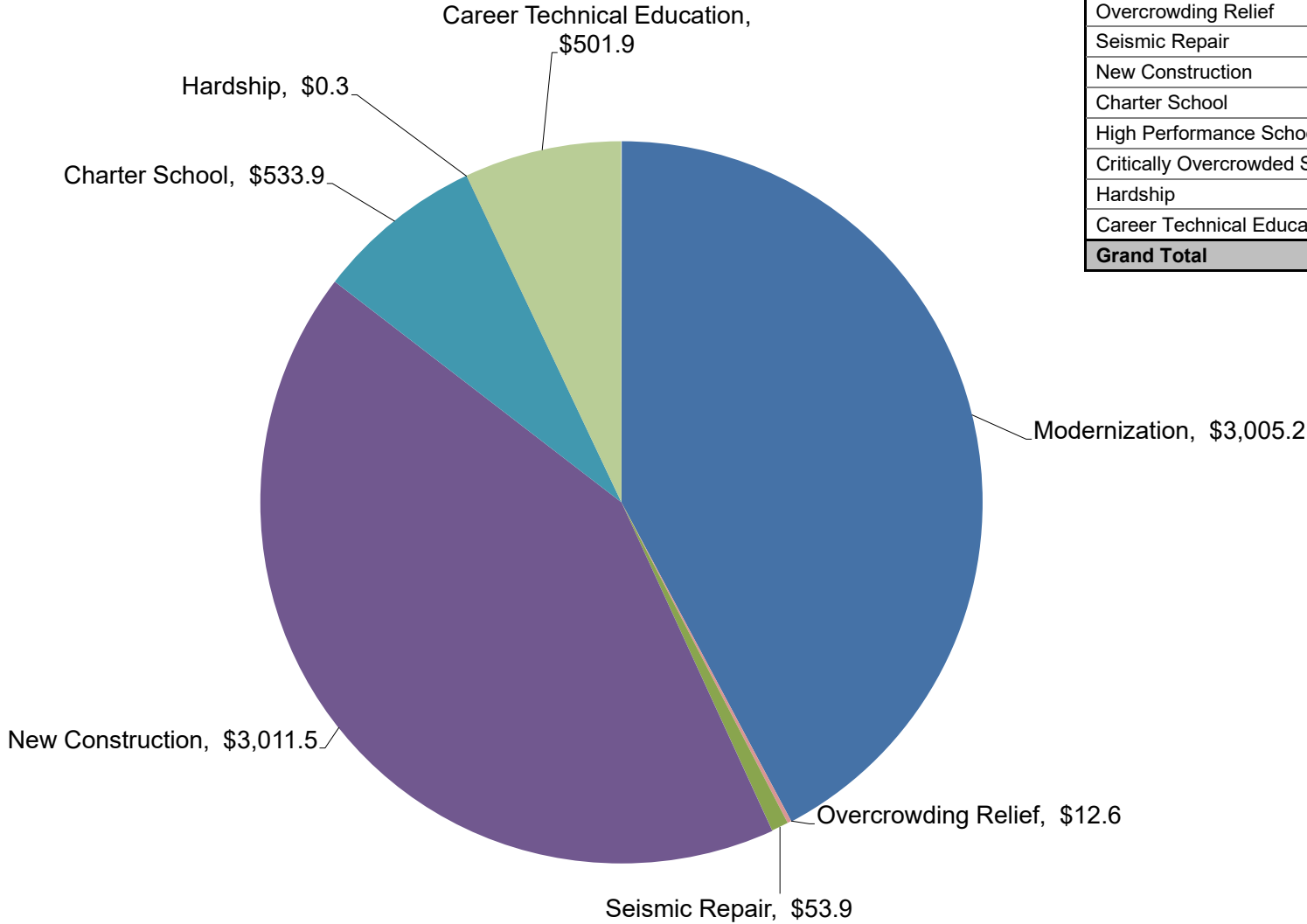
Emergency Repair Program Settlement Authority - \$800 million



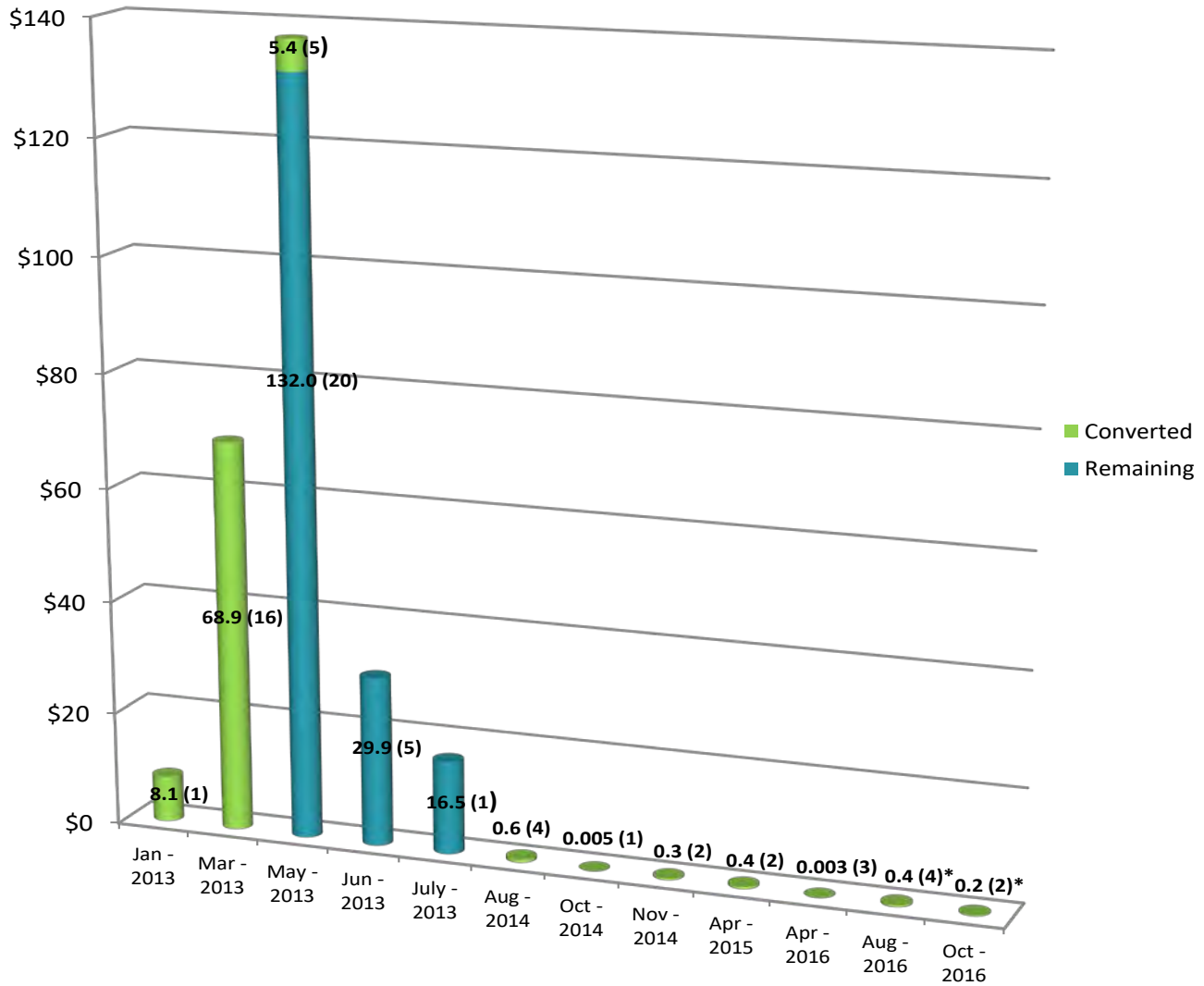
Remaining Bond Authority - \$7,119.3 million

(by program, in millions)
As of April 24, 2017

Remaining Bond Authority (in millions)	
Modernization	\$ 3,005.2
Overcrowding Relief	\$ 12.6
Seismic Repair	\$ 53.9
New Construction	\$ 3,011.5
Charter School	\$ 533.9
High Performance Schools	\$ -
Critically Overcrowded Schools	\$ -
Hardship	\$ 0.3
Career Technical Education	\$ 501.9
Grand Total	\$ 7,119.3



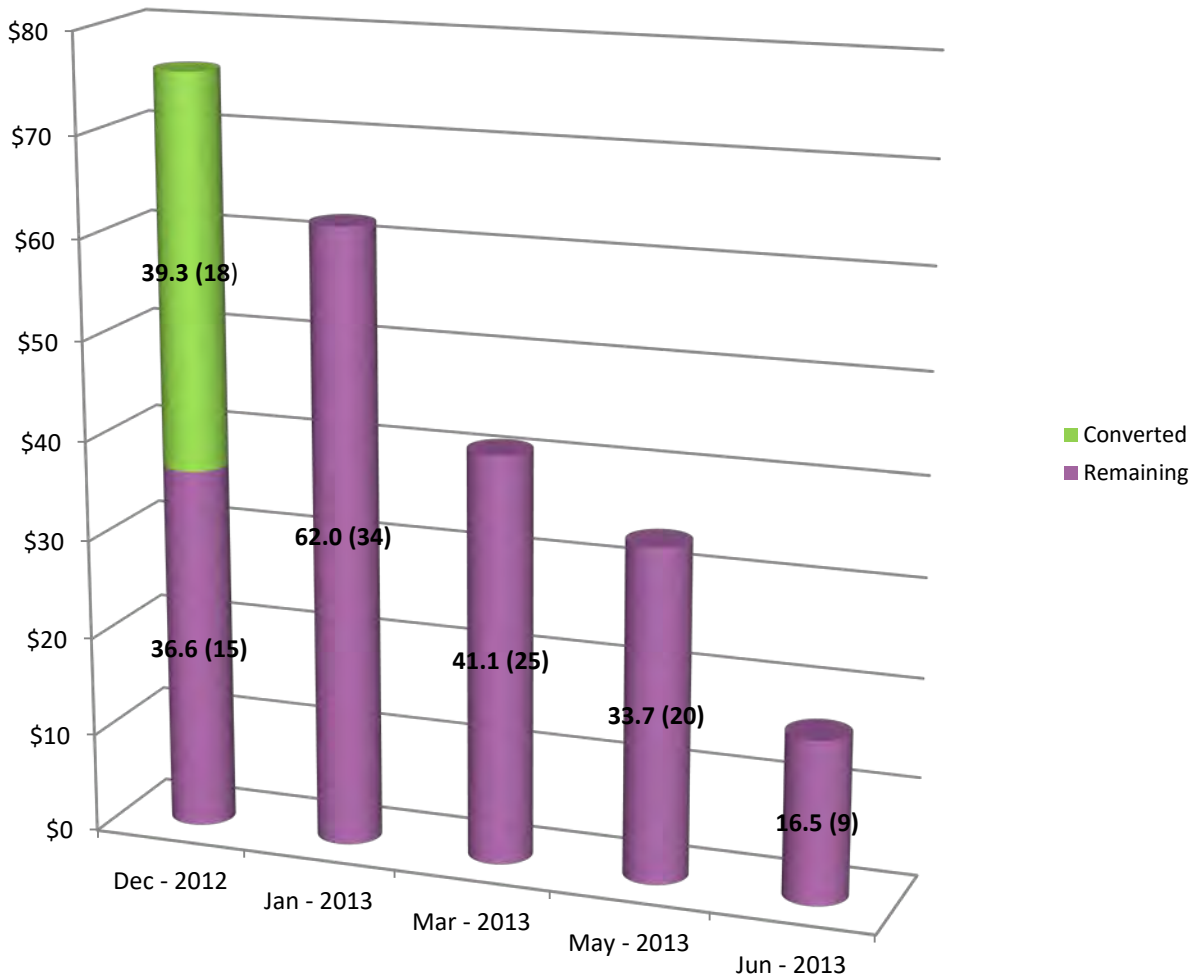
**Converted New Construction Projects
from the Unfunded List (Lack of Authority) to the Unfunded List (Lack of AB 55 Loans)**
Monthly totals, in millions of dollars representing State share (Total project count)
(As of March 31, 2017)



Program	Total Project Count	Cumulative Total
New Construction True Unfunded	26	\$178.4
New Construction Converted	40	\$84.3
Grand Total	66	\$262.7

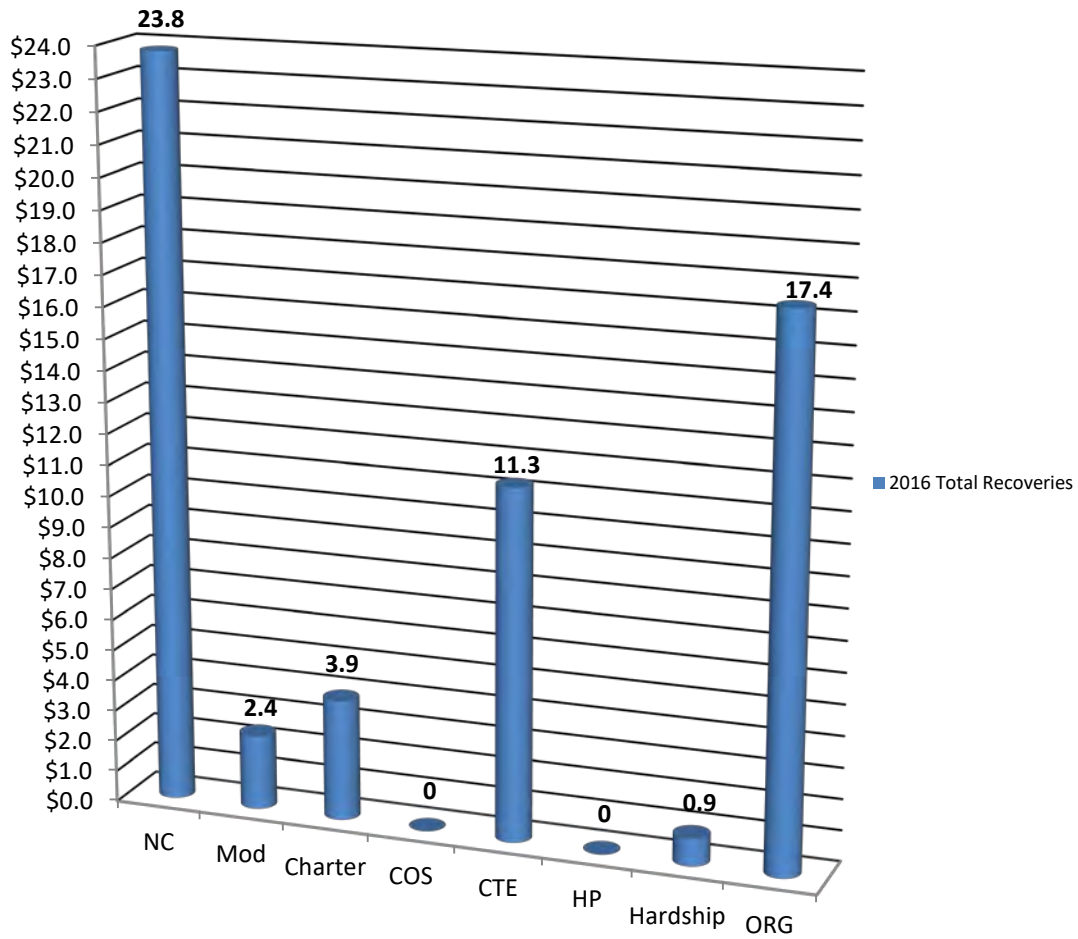
*Four August 2016 closeout projects and two October 2016 closeout projects were converted at the 1/25/17 SAB.

**Converted Modernization Projects
from the Unfunded List (Lack of Authority) to the Unfunded List (Lack of AB 55 Loans)**
Monthly totals, in millions of dollars representing State share (Total project count)
(As of March 31, 2017)



Program	Total Project Count	Cumulative Total
Modernization True Unfunded	103	\$189.9
Modernization Converted	18	\$39.3
Grand Total	121	\$229.2

Fund Recoveries* – 2016
(Totals represented in millions of dollars)

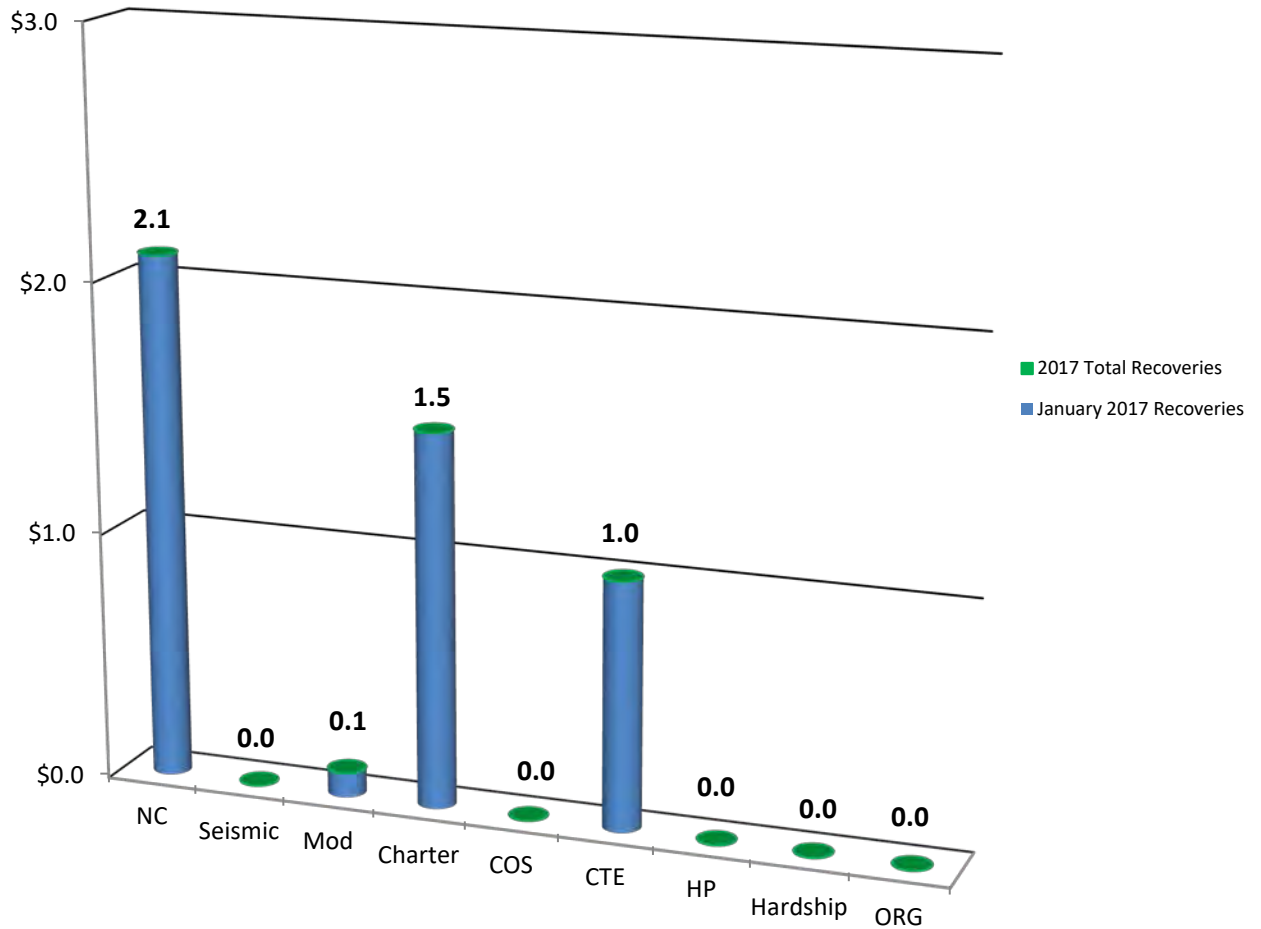


	2016 Totals**
NC	\$23,793,978
Modernization	\$2,435,860
Charter	\$3,874,873
COS	\$0
CTE	\$11,301,630
HP	\$0
Hardship	\$931,212
ORG	\$17,364,574
Total	\$59,702,127

*Includes bond proceeds returned (authority may not be available) to the program through reductions to cost incurred, close-outs, loan repayments, rescissions and special education local plan area transfers.

** 2016 Totals does not reflect any reallocation of authority. For current availability of bond authority, see Status of Funds.

Fund Recoveries* – as of March 31, 2017
(Totals represented in millions of dollars)



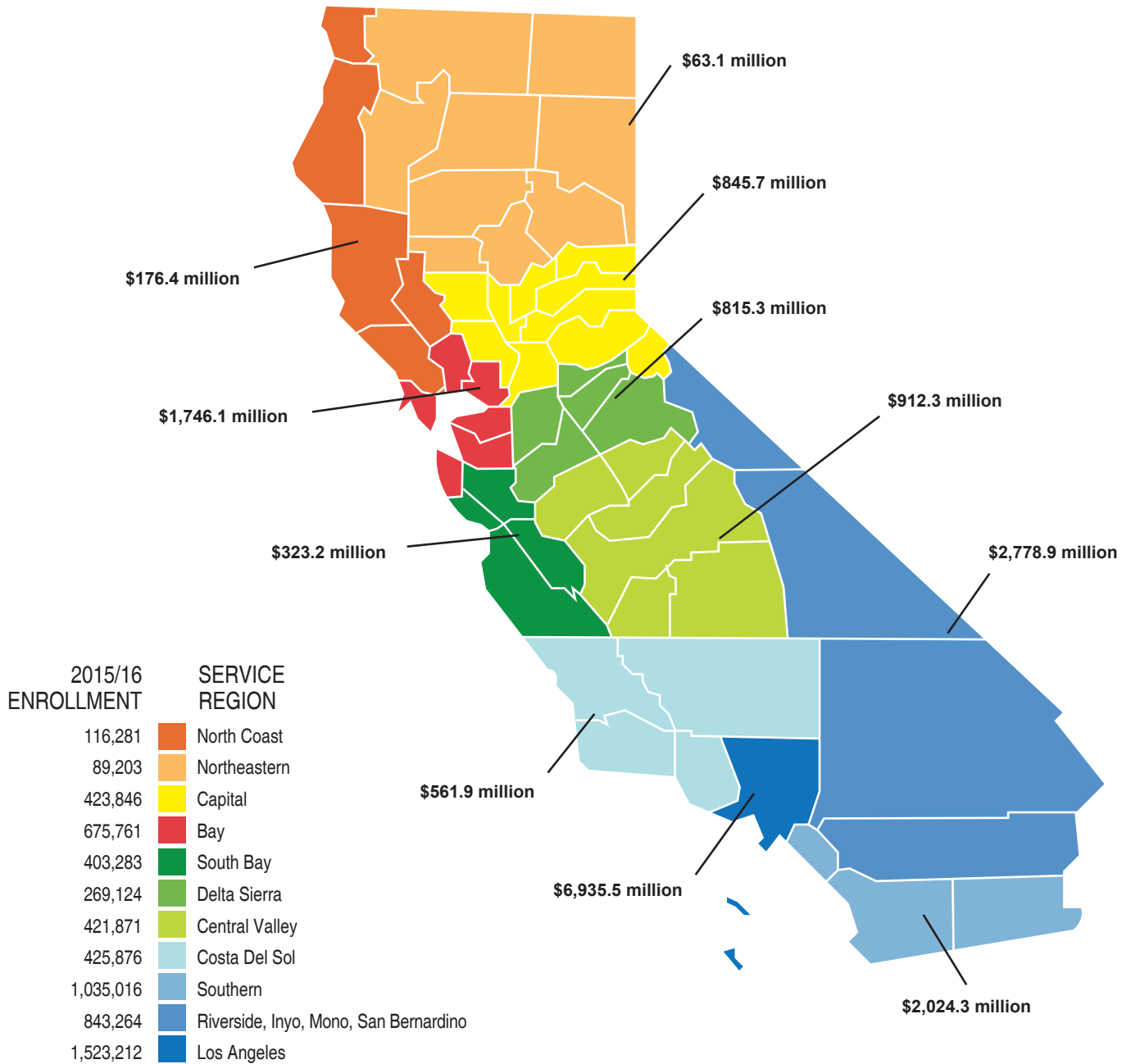
January 2017	1A	47	55	1D	January Totals	2017 Totals**
NC	\$0	\$258,857	\$1,700,079	\$129,065	\$2,088,001	\$2,088,001
Seismic	\$0	\$0	\$0	\$0	\$0	\$0
Modernization	\$0	\$0	\$0	\$121,683	\$121,683	\$121,683
Charter	\$0	\$0	\$0	\$1,543,758	\$1,543,758	\$1,543,758
COS	\$0	\$0	\$0	\$0	\$0	\$0
CTE	\$0	\$0	\$0	\$975,087	\$975,087	\$975,087
HP	\$0	\$0	\$0	\$0	\$0	\$0
Hardship	\$0	\$0	\$0	\$0	\$0	\$0
ORG	\$0	\$0	\$0	\$0	\$0	\$0
Total					\$4,728,529	\$4,728,529

*Includes bond proceeds returned (authority may not be available) to the program through reductions to cost incurred, close-outs, loan repayments, rescissions and special education local plan area transfers.

** 2017 Totals does not reflect any reallocation of authority. For current availability of bond authority, see Status of Funds.

School Facility Program Gross Construction Expenditures by School Facility Program Service Region

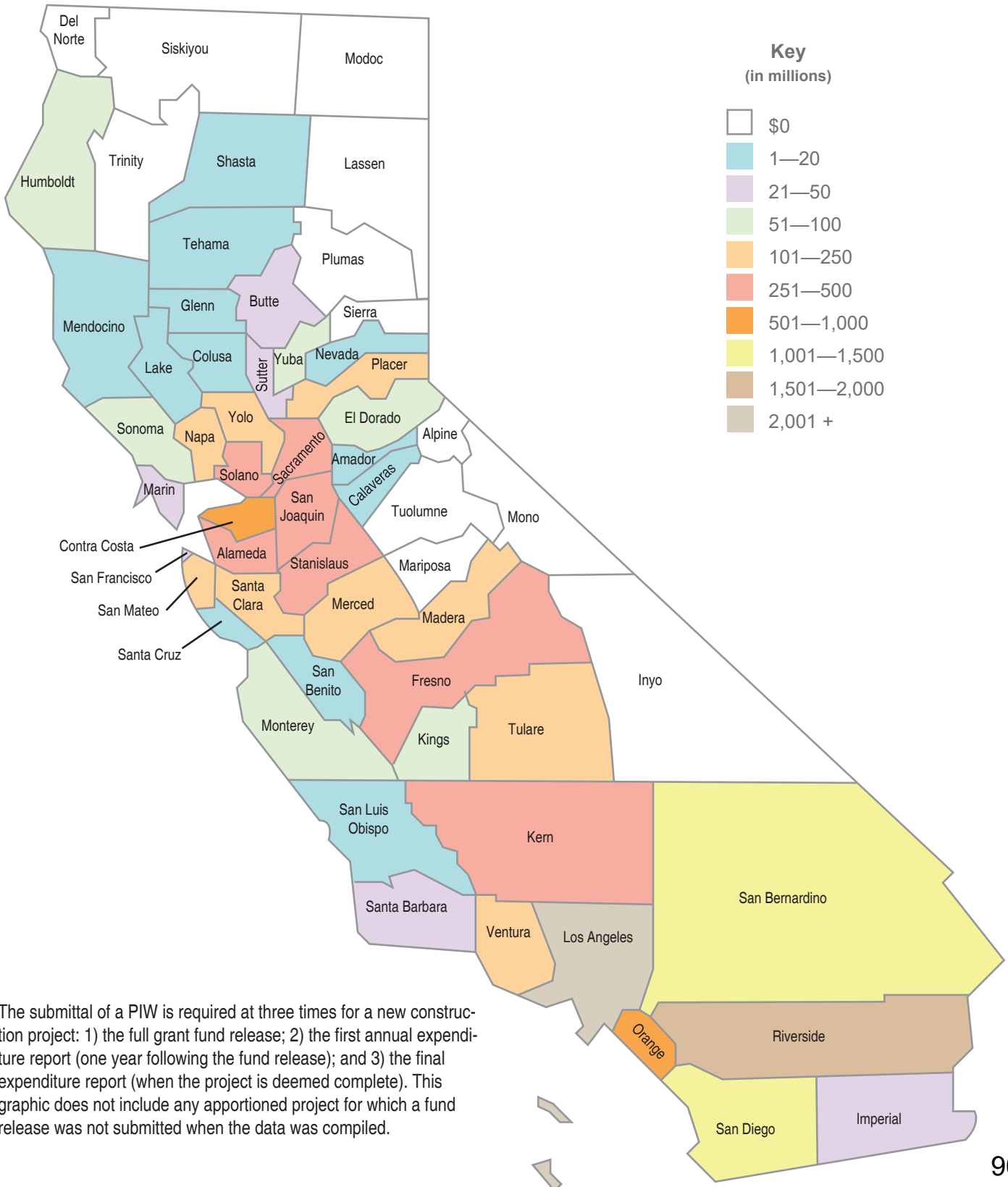
The graphic below displays the gross construction expenditures (\$17,182.7 million) for 994 School Facility Program new construction projects apportioned from January 2008 through March 31, 2017 and for which a Project Information Worksheet (PIW) was submitted.* The data includes the state funding, required district match, and any additional district funding.



* The submittal of a PIW is required at three times for a new construction project: 1) the full grant fund release; 2) the first annual expenditure report (one year following the fund release); and 3) the final expenditure report (when the project is deemed complete). This graphic does not include any apportioned project for which a fund release was not submitted when the data was compiled.

School Facility Program Gross Construction Expenditures by County

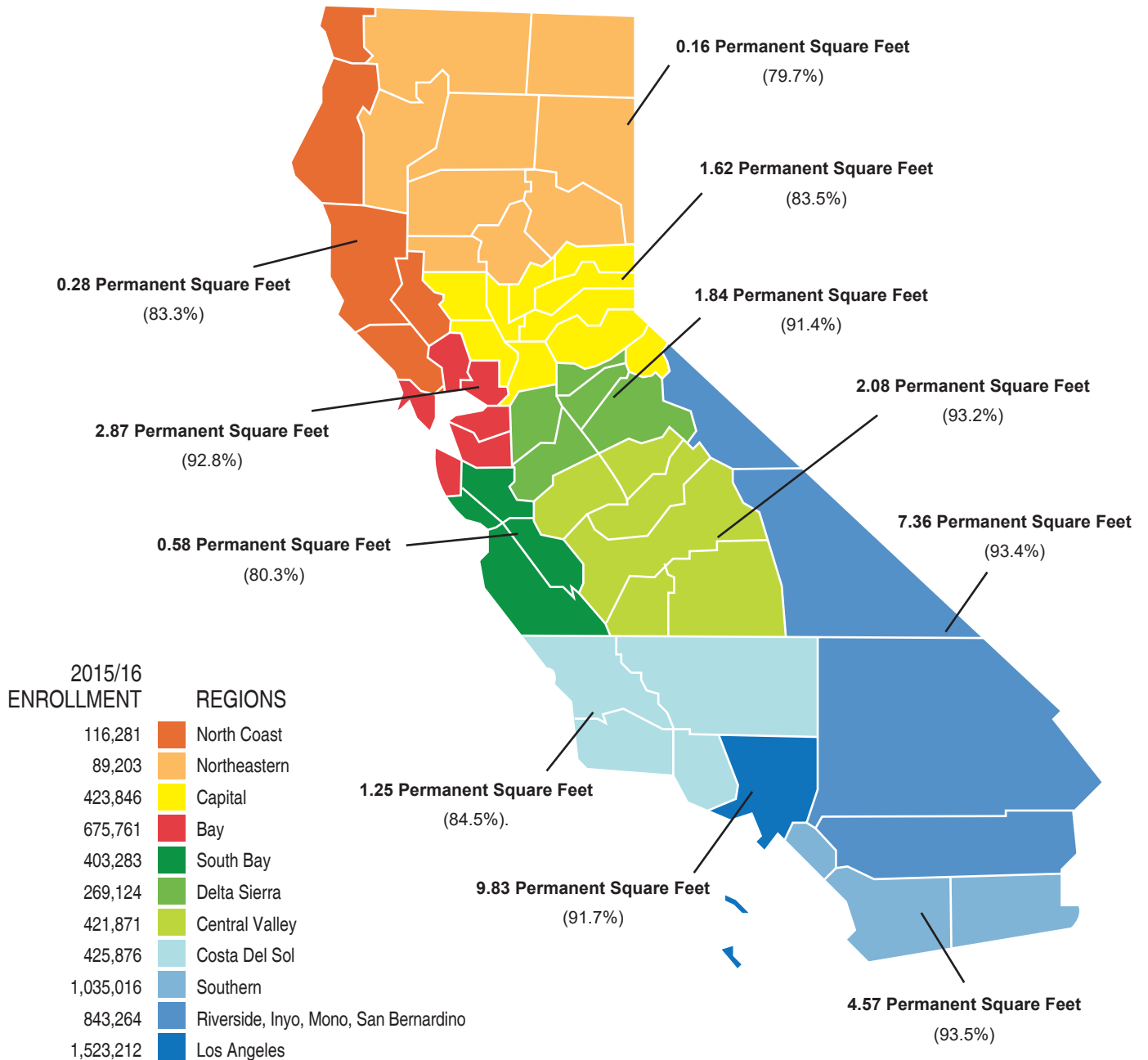
The graphic below displays the gross construction expenditures (\$17,182.7 million) for 994 School Facility Program new construction projects apportioned from January 2008 through March 31, 2017 and for which a Project Information Worksheet (PIW) was submitted.* The data includes the state funding, required district match, and any additional district funding.



* The submittal of a PIW is required at three times for a new construction project: 1) the full grant fund release; 2) the first annual expenditure report (one year following the fund release); and 3) the final expenditure report (when the project is deemed complete). This graphic does not include any apportioned project for which a fund release was not submitted when the data was compiled.

School Facility Program
Project Information Worksheet
Permanent Construction by School Facility Program Service Region
(in millions)

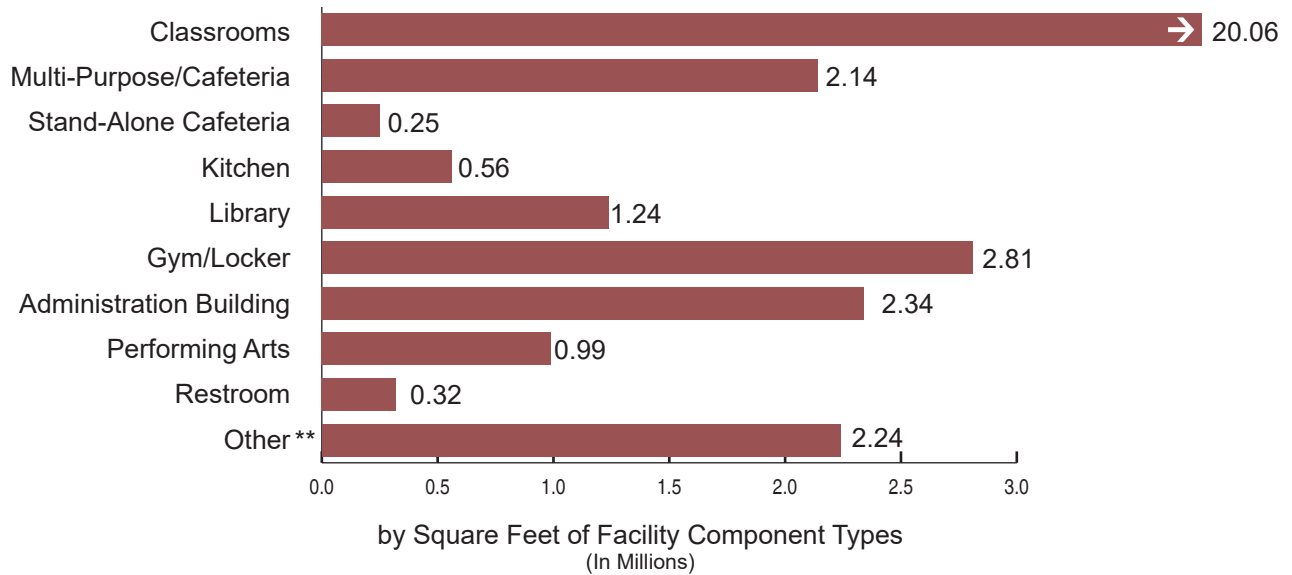
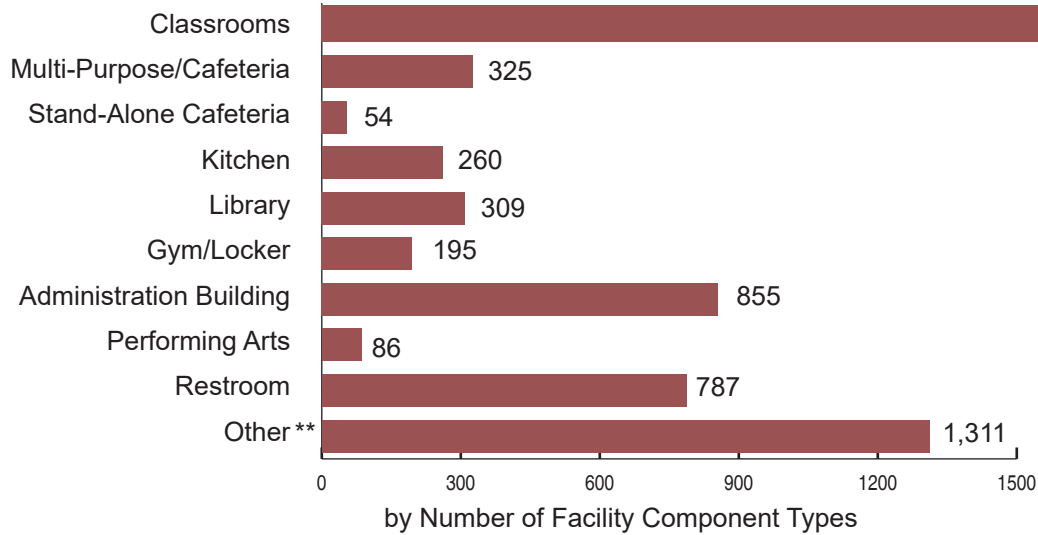
The graphic displays the permanent square footage construction versus the total square footage construction (which includes modular and portable construction) for 994 new construction projects apportioned from January 2008 through March 31, 2017 and for which a Project Information Worksheet (PIW) was submitted.*



* The submittal of a PIW is required at three times for a new construction project: 1) the full grant fund release; 2) the first annual expenditure report (one year following the fund release); and 3) the final expenditure report (when the project is deemed complete). This graphic does not include any apportioned project for which a fund release was not submitted when the data was compiled. The 994 projects include 173 financial hardship apportionments at the final adjusted grant funding stage.

School Facility Program
 Propositions 47, 55 and 1D New Construction Projects Built
 Project Information Worksheet
 As of March 31, 2017

The graphics below detail the number of facility components types constructed, including square footages for 994 School Facility Program new construction projects apportioned from January 2008 to March 31, 2017 and for which a Project Information Worksheet (PIW) was submitted.*



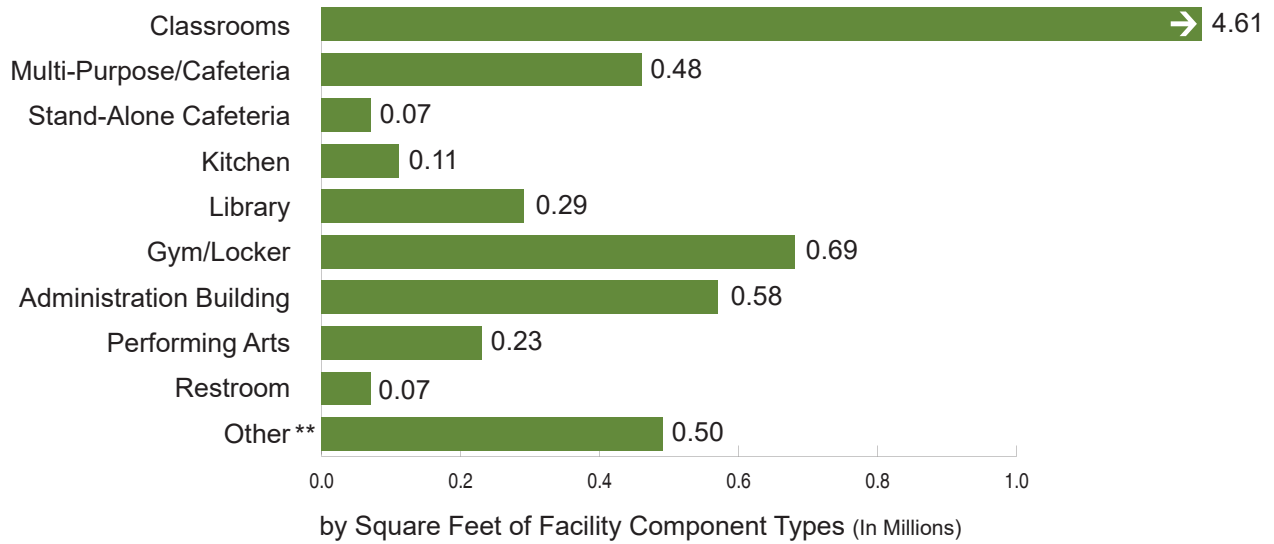
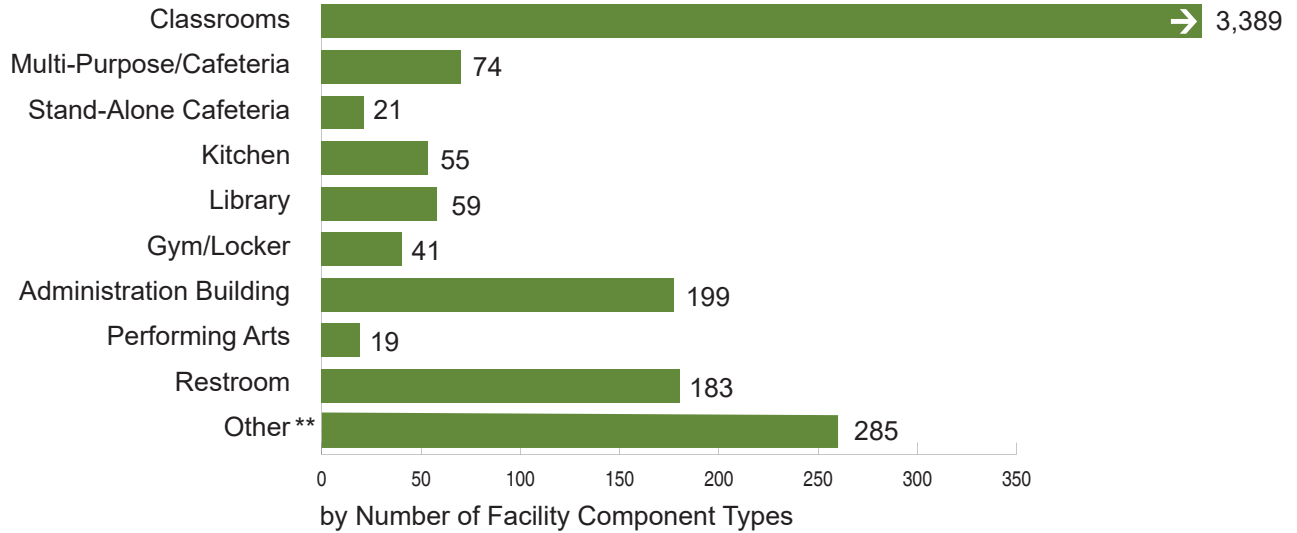
Average Square Feet Per Facility	Classrooms		Gym/Locker	
		1,319		14,427
	Multi-Purpose/Cafeteria	6,598	Administration Building	2,740
	Stand-Alone Cafeteria	4,649	Performing Arts	11,474
	Kitchen	2,141	Restroom	410
	Library	4,026	Other**	1,711

* The submittal of a PIW is required at three times for a new construction project: 1) the full grant fund release; 2) the first annual expenditure report (one year following the fund release); and 3) the final expenditure report (when the project is deemed complete). This graphic does not include any apportioned project for which a fund release was not submitted when the data was compiled. The data includes the state apportionment, district match, any additional district funding, and excludes site acquisition amounts.

** Other includes (but is not limited to) facilities such as staff rooms, conference rooms, and resource rooms.

School Facility Program
 Proposition 47 New Construction Projects Built
 Project Information Worksheet
 As of March 31, 2017

The graphics below detail the number of facility components types constructed, including square footages for 204 School Facility Program new construction projects apportioned from January 2008 to March 31, 2017 and for which a Project Information Worksheet (PIW) was submitted*.



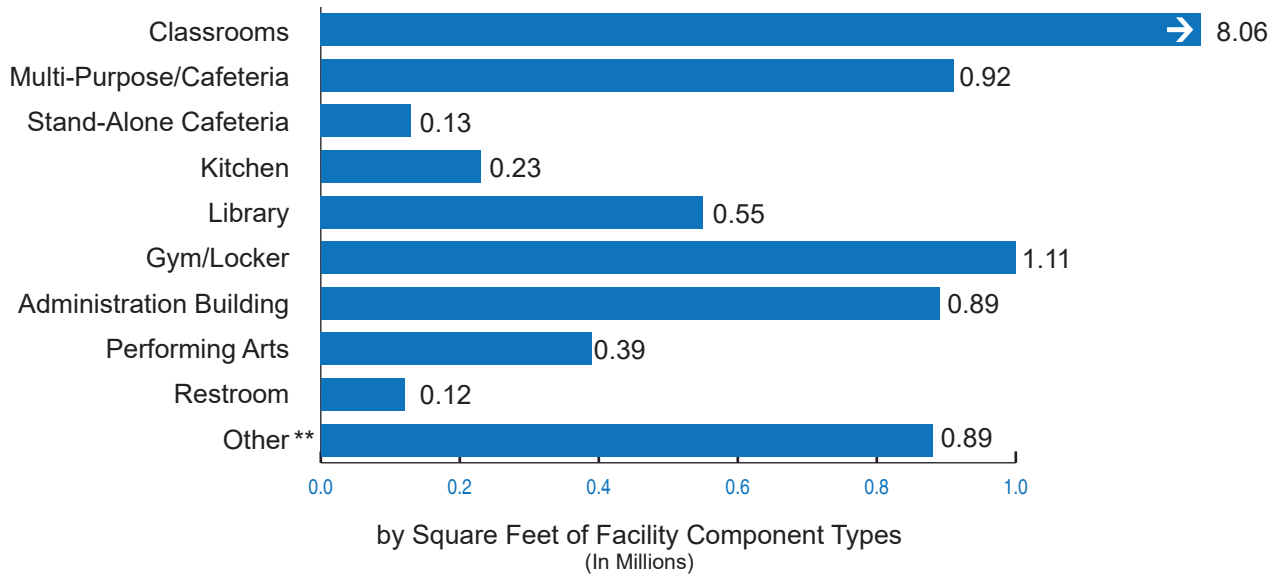
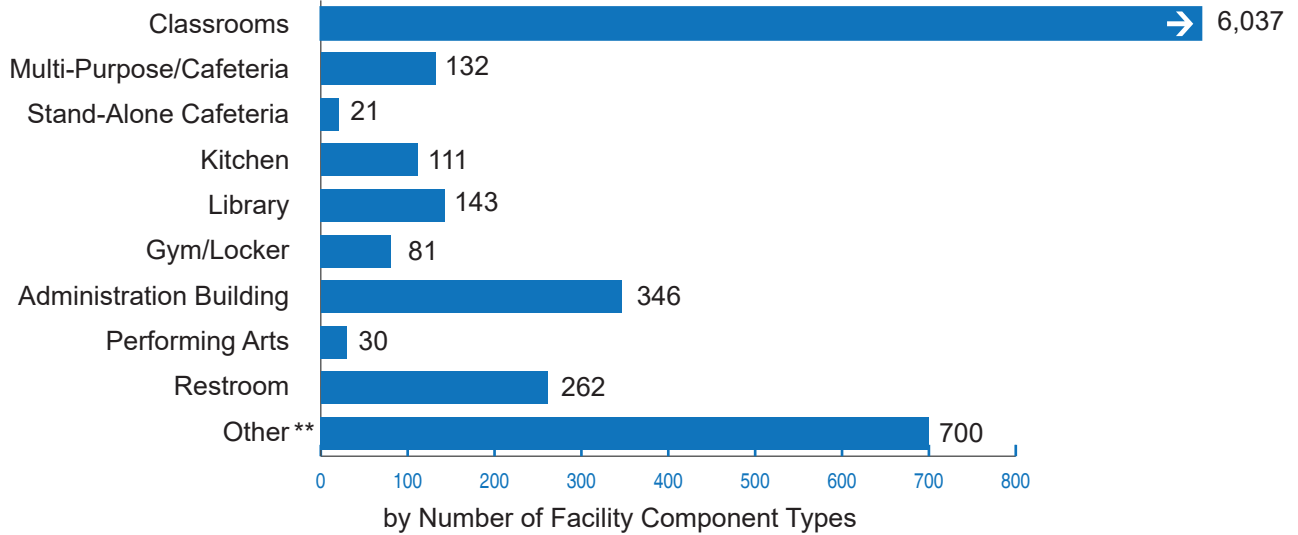
Average Square Feet Per Facility	Average Square Feet Per Facility	
	Component Type	Square Feet
	Classrooms	1,360
	Multi-Purpose/Cafeteria	6,500
	Stand-Alone Cafeteria	3,307
	Kitchen	2,082
	Library	4,861
	Gym/Locker	16,730
	Administration Building	2,909
	Performing Arts	11,912
	Restroom	365
	Other**	1,755

* The submittal of a PIW is required at three times for a new construction project: 1) the full grant fund release; 2) the first annual expenditure report (one year following the fund release); and 3) the final expenditure report (when the project is deemed complete). This graphic does not include any apportioned project for which a fund release was not submitted when the data was compiled. The data includes the state apportionment, district match, any additional district funding, and excludes site acquisition amounts.

** Other includes (but is not limited to) facilities such as staff rooms, conference rooms, and resource rooms.

School Facility Program
 Proposition 55 New Construction Projects Built
 Project Information Worksheet
 As of March 31, 2017

The graphics below detail the number of facility components types constructed, including square footages for 362 School Facility Program new construction projects apportioned from January 2008 to March 31, 2017 and for which a Project Information Worksheet (PIW) was submitted*.



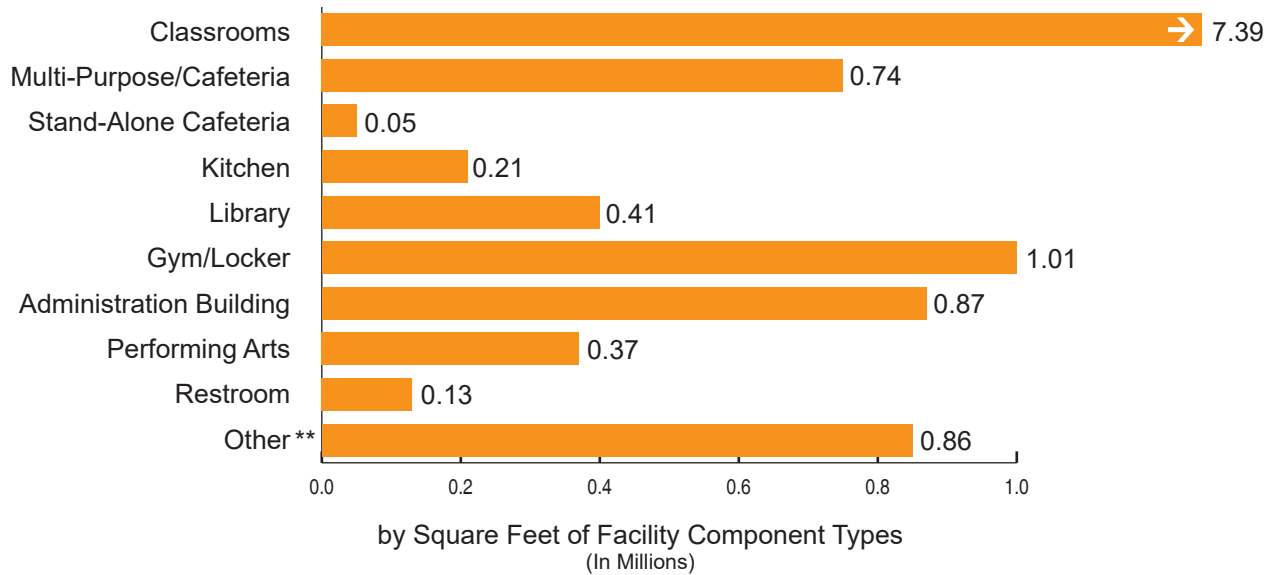
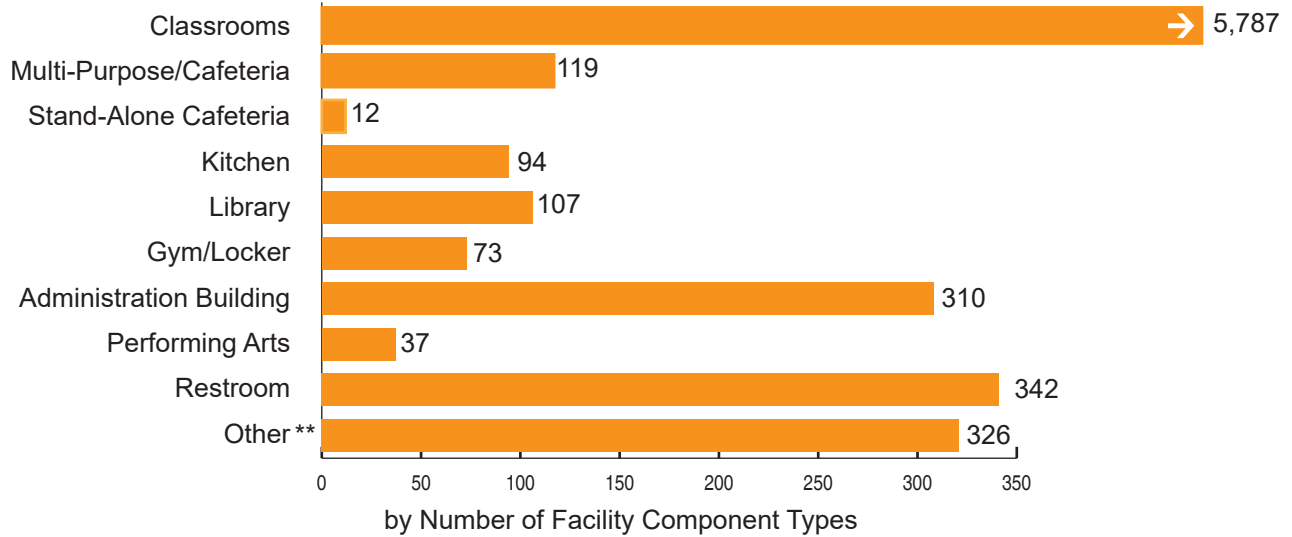
Average Square Feet Per Facility	Classrooms		Gym/Locker	
		1,335		13,765
	Multi-Purpose/Cafeteria	6,960	Administration Building	2,578
	Stand-Alone Cafeteria	6,355	Performing Arts	12,849
	Kitchen	2,053	Restroom	468
	Library	3,857	Other**	1,266

* The submittal of a PIW is required at three times for a new construction project: 1) the full grant fund release; 2) the first annual expenditure report (one year following the fund release); and 3) the final expenditure report (when the project is deemed complete). This graphic does not include any apportioned project for which a fund release was not submitted when the data was compiled. The data includes the state apportionment, district match, any additional district funding, and excludes site acquisition amounts.

** Other includes (but is not limited to) facilities such as staff rooms, conference rooms, and resource rooms.

School Facility Program
 Proposition 1D New Construction Projects Built
 Project Information Worksheet
 As of March 31, 2017

The graphics below detail the number of facility components types constructed, including square footages for 417 School Facility Program new construction projects apportioned from January 2008 to March 31, 2017 and for which a Project Information Worksheet (PIW) was submitted*.



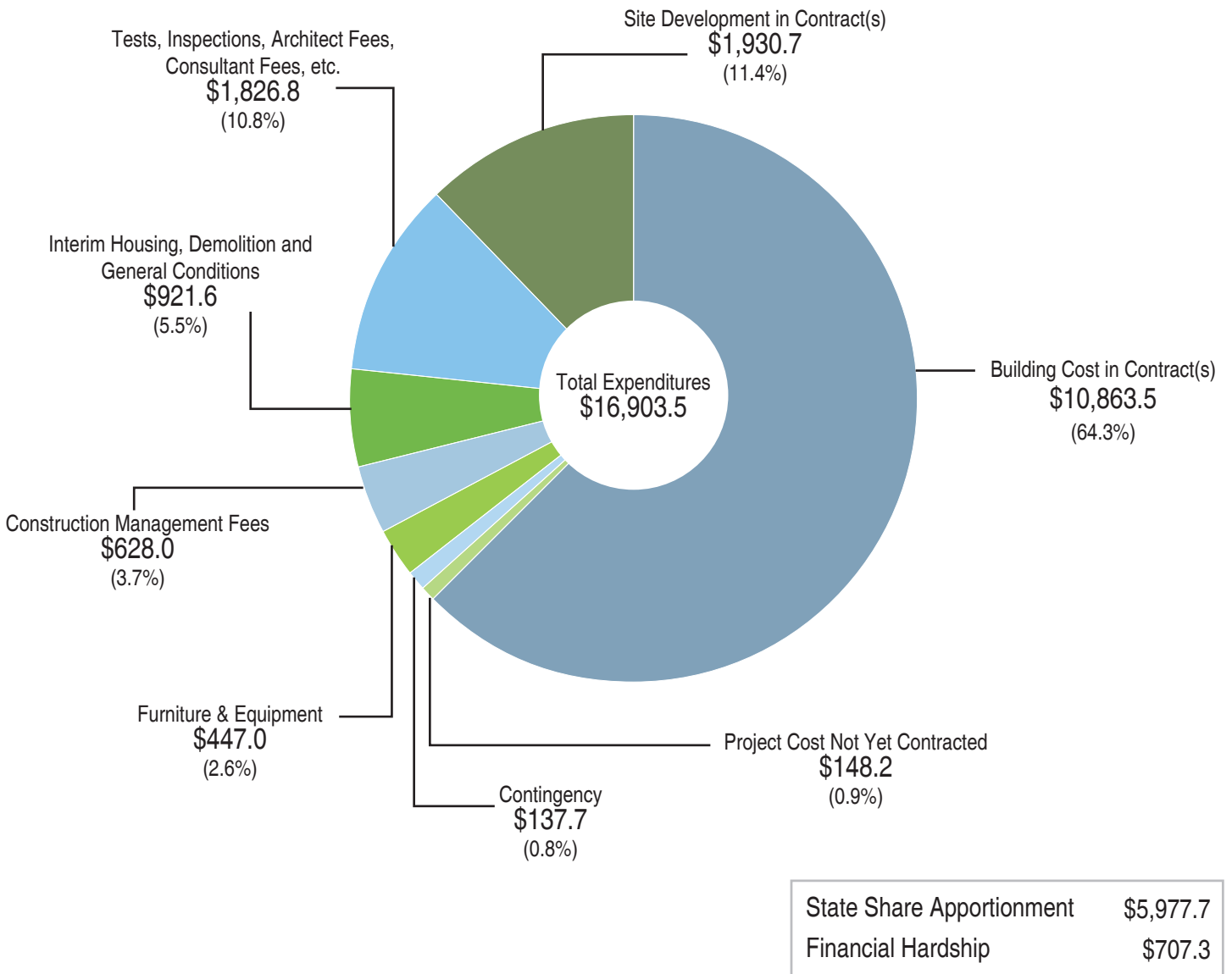
Average Square Feet Per Facility	Component Type	Square Feet
	Classrooms	1,277
	Multi-Purpose/Cafeteria	6,257
	Stand-Alone Cafeteria	4,011
	Kitchen	2,278
	Library	3,790
	Gym/Locker	13,868
	Administration Building	2,811
	Performing Arts	10,134
	Restroom	389
	Other **	2,628

* The submittal of a PIW is required at three times for a new construction project: 1) the full grant fund release; 2) the first annual expenditure report (one year following the fund release); and 3) the final expenditure report (when the project is deemed complete). This graphic does not include any apportioned project for which a fund release was not submitted when the data was compiled. The data includes the state apportionment, district match, any additional district funding, and excludes site acquisition amounts.

** Other includes (but is not limited to) facilities such as staff rooms, conference rooms, and resource rooms.

School Facility Program
 Project Information Worksheet
 Expenditures: State and Local Contributions
 (in millions)

The chart below uses data from 994 new construction projects apportioned from January 2008 through March 31, 2017, that were required to submit a Project Information Worksheet (PIW) at the time this data was compiled.* The data includes the state funding, required district match, and any additional district funding.



* The submittal of a PIW is required at three times for a new construction project: 1) the full grant fund release; 2) the first annual expenditure report (one year following the fund release); and 3) the final expenditure report (when the project is deemed complete). This graphic does not include any apportioned project for which a fund release was not submitted when the data was compiled. The 994 projects include 173 financial hardship apportionments at the final adjusted grant funding stage.

REPORT OF THE EXECUTIVE OFFICER
State Allocation Board Meeting, April 24, 2017

SCHOOL DISTRICT DATA

School District:BEVERLY HILLS UNIFIED County:.....LOS ANGELES
Application Number:.....51/64311-00-005 School Name.....HORACE MANN
Total District Enrollment:.....4,144 Project Grade Level:.....K-8
Financial Hardship:.....NA

PURPOSE OF REPORT

To present District's request for approval for Seismic Mitigation Program (SMP) replacement funding in order to rehabilitate a qualified historical building.

DESCRIPTION

The District submitted a Facility Hardship request under the SMP for replacement funding to perform rehabilitation work on Building A at the Horace Mann Elementary School due to the historic nature of the building. However, current School Facility Program (SFP) Regulations do not allow the Office of Public School Construction (OPSC) to administratively approve projects for replacement funding when the actual work to be performed is rehabilitation. Therefore, the District submitted an appeal to request approval to use the replacement funding for rehabilitation work, which would result in a grant of \$6.54million in SMP funding.

AUTHORITY

See Attachment A

BACKGROUND

The District submitted a Facility Hardship request for SMP funding on September 28, 2016 for the rehabilitation of Building A at Horace Mann Elementary School. The District also submitted a cost/benefit analysis for the project that shows the cost to rehabilitate the building exceeds 50 percent of the replacement cost.

Upon completion of a review of the submitted documents, Staff concurs that the project is ineligible for rehabilitation funding and instead qualifies for replacement funding, pursuant to SFP Regulation Section 1859.82(a)(1)(A). Knowing this would result in an appeal, the District also submitted a *School District Appeal Request* (Form SAB 189) in order to request the use of replacement funding to rehabilitate Building A at Horace Mann Elementary. The District is requesting consideration of this issue due to the uniqueness of the circumstances related to the historical significance of the building. The Form SAB 189 is included as Attachment B.

Recently, the Board approved amendments to SFP Regulations that will allow the use of replacement funding to complete rehabilitation work in Qualified Historical Buildings. Those regulation amendments are still going through the rule making process and are not yet active; therefore, Staff is still unable to approve the request administratively.

(Continued on Page Two)

STAFF ANALYSIS/STATEMENTS

District Position

On the Form SAB 189, the District states that it is submitting a Facility Hardship Request for Funding, requesting SMP approval for the rehabilitation of Building A at Horace Mann Elementary School. The building is classified as a 'Most Vulnerable Category 2 Building' and meets all the criteria for a Facility Hardship Approval for SMP replacement rather than rehabilitation due to the cost/benefit analysis submitted by the District.

Building A was constructed in 1929 and has housed K-8 classrooms, cafeteria, administration and Nurse's offices, and other school functions. The District states on the Form SAB 189 that their request should be granted because, "Given the inherent historic, cultural, and community values, the District can't simply replace the building in order to qualify for SMP funding and as such requests that OPSC recognizes this unique circumstance and proceed with Approval for rehabilitation despite the eligibility for replacement funding per SFP Regulation 1859.82(a)(1)(A)."

Staff Position

The District is requesting Board approval to use replacement funding for the rehabilitation of a qualified historic building. There have been multiple cases in the past that are substantially similar to the District's appeal. As a result of those prior appeals, the Board approved amendments to SFP Regulations that provide Staff the ability to approve replacement funding for rehabilitation work on buildings of historical significance without an appeal. Below is an analysis of the issues that pertain to the District's appeal.

Current Statute and Regulation

Under the current SFP regulations, the District qualifies for replacement funding, but is requesting approval to rehabilitate the building due to its historical significance. Statute does not explicitly state that the school district *must* construct a new facility if the rehabilitation costs exceed 50 percent of the replacement cost of the building, only that it *shall be eligible* to do so. The statute, however, does not appear to state that the Board could not fund the rehabilitation of the building should the district choose to rehabilitate it.

SFP Regulation Section 1859.82(a)(1)(A) states the following: "If the request is for replacement facilities, a cost/benefit analysis must be prepared by the district and submitted to OPSC that indicates the total costs to remain in the classroom or related facility and mitigate the problem is at least 50 percent of the Current Replacement." Previously, Staff has interpreted this regulation section to mean that a district would only be eligible for the type of project dictated by the cost/benefit analysis.

Approved Regulations

At the August and October 2016 meetings, the Board approved regulation amendments that will allow Staff to administratively process such requests for funding for historical buildings under the Facility Hardship Program. If the cost/benefit analysis results in the project being eligible for replacement funding, the amendments provide replacement funding for rehabilitation work on a qualifying historical building/facility under specific circumstances. The amendments include:

- Criteria for verification of a buildings historical value.
- Definition of a "Qualified Historical Building or Property".
- Clarifying language added to SFP Regulation Section 1859.82 Facility Hardship that districts are eligible for facility hardship replacement funding to repair their qualified historic facilities in addition to being able to replace or construct new facilities

These amendments are anticipated to be in effect later this year.

(Continued on Page Three)

STAFF ANALYSIS/STATEMENTS (cont.)

Qualified Historical Building or Property

In accordance with the approved requirements for the pending regulation amendments, the District has submitted all required documentation for an SMP application, and demonstrated that the building meets the proposed definition for a “Qualified Historic Building” at the Horace Mann Elementary site. The District has provided documentation that meets the OPSC definition of a Qualified Historic School Building from a Preservation Architect/Architectural Historian. Please see Attachment C for additional details.

Impact on Modernization Eligibility

If the Board were to grant the approval and provide replacement funding for rehabilitation, the building would receive a new age for purposes of generating modernization eligibility under SFP regulations. The Horace Mann Elementary site currently has modernization eligibility established. If Building A received a new age by receiving replacement funding, it could affect the future modernization eligibility at the Horace Mann site.

Summary

As submitted, the rehabilitation work cost estimate exceeds 50 percent of the replacement cost of the building, which qualifies the project for replacement funding rather than rehabilitation funding under current SFP Regulations. Staff agrees that current SFP Regulations do not address the issue presented by the District however, if the recently approved amendments to SFP Regulations were in effect today, the District’s request would be approved administratively without an appeal. Staff recommends that the Board approve the District’s appeal and grant replacement funding to rehabilitate the qualified historical building at the Horace Mann Elementary site.

BOARD OPTIONS

Pursuant to the Rules and Procedures of the State Allocation Board, “Staff is providing the following option for the Board’s consideration. A positive vote by six members is required for the Board to take action that is an alternative to Staff’s administrative action. Absent a positive vote by six members of the Board, Staff’s administrative action will stand and the school district’s appeal will be considered closed.”

Grant the District’s appeal and approve the project for placement on the Unfunded List (Lack of AB 55 Loans) as shown on Attachment E.

BOARD ACTION

In considering this Item, the Board granted the District’s appeal and approved the project for placement on the Unfunded List (Lack of AB 55 Loans) as shown on Attachment E.

ATTACHMENT A

AUTHORITY

Education Code (EC) Section 17075.10(b)(2) states that a school district applying for hardship state funding must “demonstrate that due to unusual circumstances that are beyond the control of the district, excessive costs need to be incurred in the construction of school facilities. Funds for the purpose of seismic mitigation work or facility replacement pursuant to this section shall be allocated by the board on a 50-percent state share basis.....If the board determines that the seismic mitigation work of a school building would require funding that is greater than the 50 percent of the funds required to construct a new facility, the school district shall be eligible for funding to construct a new facility under this chapter.”

SFP Regulation Section 1859.82 states the following: “A district is eligible for facility hardship funding to replace or construct new classrooms and related facilities if the district demonstrates there is an unmet need for pupil housing or the condition of the facilities, or the lack of facilities, is a threat to the health and safety of the pupils.”

SFP Regulation Section 1859.82(a)(1)(A) states:

If the request is for replacement facilities, a cost/benefit analysis must be prepared by the district and submitted to the OPSC that indicates the total costs to remain in the classroom or related facility and mitigate the problem is at least 50 percent of the Current Replacement Cost of the classroom or related facility...If the cost to remain in the classroom or related facility is less than 50 percent of the Current Replacement Cost, the district may qualify for a Modernization Excessive Cost Hardship Grant for rehabilitation costs pursuant to Section 1859.83(e) or a grant not to exceed 50 percent of the cost estimate that has been reviewed and approved by the OPSC and approved by the board for seismic rehabilitation.

ATTACHMENT B

STATE OF CALIFORNIA
SCHOOL DISTRICT APPEAL REQUEST

STATE ALLOCATION BOARD
OFFICE OF PUBLIC SCHOOL CONSTRUCTION

SAB 189 (REV 10/09)

Page 2 of 2

SCHOOL DISTRICT Beverly Hills Unified	APPLICATION NUMBER 64311-39
SCHOOL NAME Horace Mann	COUNTY Los Angeles
DISTRICT REPRESENTATIVE Steve Kessler	E-MAIL ADDRESS (310) 551-5100 skessler@bhUSD.org

Purpose of Request:

To request Seismic Mitigation Program (SMP) funding for the rehabilitation of a school building.

Basis of Request:


- Law (Statute) EC Section 17075.1 O(b)(2)
- Regulation _____
- Other (specify) _____

Description:

The Beverly Hills Unified School District is submitting a Facility Hardship Request for Funding, requesting SMP approval for the rehabilitation (seismic retrofitting) of Building A at Horace Mann School. The building has housed K-8 classrooms, cafeteria, administration and Nurse's offices, and other school functions since its initial construction in 1929. The building is classified as a 'Most Vulnerable Category 2 Building' and meets all of the criteria for a Facility Hardship Approval for SMP replacement rather than rehabilitation since a cost/benefit analysis indicates an estimated replacement cost of \$14,184,846.00 per the generic replacement values that are to be used and an estimated retrofit cost of \$10,050,568.37. The high costs to rehabilitate this building is due to unique circumstances tied to the historic value of the building and the extent of refinishing required to address seismic retrofit. Given the inherent historic (NRHP Status 5D3, #19-177099, on the California Register of Historic Resources), cultural, and community values, the District can't simply replace the building in order to qualify for SMP funding and as such requests that OPSC recognizes this unique circumstance and proceed with a Funding Approval for rehabilitation despite the eligibility for replacement funding per SFP Regulation Section 1859.82(a)(1)(A).

EC Section 17075.1 O(b)(2) states the following: "If the board determines that the seismic mitigation work of a school building would require funding that is greater than the 50 percent of the funds required to construct a new facility, the school district *shall be eligible* for funding to construct a new facility under this chapter (emphasis added)." The statute does not explicitly state that the District *must* construct a new facility if the rehabilitation costs exceed 50 percent of the replacement cost of the building, only that it *shall be eligible* to do so. In this situation, the statute protects the District's right to construct a new facility and entitles the District to hardship funding should the District decide to replace the facility. The statute, however, does not appear to state that the Board would *not* fund the rehabilitation of the building should the District choose to rehabilitate it.

Use of the 50% threshold rule for replacement costs is appropriate in most cases, but it generally does not seem to address unique issues such as historic buildings and even less particular circumstances tied to District's location, new seismic data, and the District's minimal upgrades in the past. Wanting to avoid the cultural loss and the inevitable political and community backlash, the District requests that this project be approved for replacement funding with the District using those funds to rehabilitate the historic building.

SIGNATURE OF AUTHORIZED DISTRICT REPRESENTATIVE 	DATE 06-21-16
--	------------------

MAILROOM
JUL 08 2016
Office of Public
School Construction

MAILROOM
JUL 08 2016
Office of Public
School Construction

INTERACTIVE

R E S O U R C E S

- • •
- Architecture
- Engineering
- Planning

Mr. William Savidge
K12 School Facilities
2309 Grant Street

April 4, 2017

117 Park Place
Richmond, California
94801
510.236.7435
Fax 510.232.5325
www.intres.com

RE: Horace Mann Elementary School Historic Status, Beverly Hills, CA

Dear Mr. Savidge,

It is my understanding that the Beverly Hills Unified School District (BUSD) has requested that the Horace Mann site be considered for its potential to meet the definition of a historical resource and that BUSD received a response from the Office of Public School Construction (OPSC) that additional documentation was needed in order to make a determination on the historical status of the property (Martin-Guzman to Kirk-Carter, February 2017). At your request, I have undertaken targeted background research toward determining the present status of the building and its potential eligibility for listing as a historic resource as defined by the California Environmental Qualities Act (CEQA) and the State Allocation Board. The following is not a complete historic resource evaluation.

The OPSC outlines the criterion used to determine if a building meets the State Allocation Board's approved definition of a "Qualified Historic School Building" as follows:

- A) Documentation demonstrating that the building(s) is on one or more national, state or local historical registers or inventories, such as the National Register of Historic Places, California Register of Historical Resources, State Historical Landmarks, State Points of Historical Interest, and city or county registers, inventories or surveys of historical or architecturally significant sites, places or landmarks.
- B) Documentation from an appropriate local, state or federal government jurisdiction stating that the building(s) meets the definition of a "Qualified Historical School Building."
- C) Documentation from a person(s) who meets the Professional Qualification Standards set forth by the Secretary of the Interior's Standard and Guidelines for Archeology and Historical Preservation demonstrating that the building(s) is eligible for placement on a national, state or local historical registers or inventories, such as the National Register of Historic Places, California Register of Historical Resources, State Historical Landmarks, State Points of Historical Interest, and city or county registers, inventories or surveys of historical or architecturally significant sites, places or landmarks.

For the purposes of the California Environmental Quality Act (CEQA) the property would be considered a historical resource as defined by CEQA §15064.5(a) if it was listed in, or determined to be eligible for listing in, the California Register of Historical Resources; included in a local register of historical resources, as defined in Public Resources Code Section 5020.1(k) of the Public Resources Code or identified as significant in an historical resource survey meeting the requirements of 5024.1(g) of the Public Resources Code; or shown to meet the criteria for listing on the California Register of Historical Resources which included the following:

- A) Is associated with events that have made significant contribution to the broad patterns of California's history and cultural heritage;
- B) Is associated with the lives of persons important in our past;
- C) Embodies the distinctive characteristics of a type, period, region, or method of construction, or represents the work of an important creative individual, or possesses high artistic values; or
- D) Has yielded, or may be likely to yield, information important in prehistory or history.

The City of Beverly Hills' Historic Preservation Ordinance provides criteria for designating a property as a local landmark. Under the City's criteria a property must be more than 45 years old, unless it possesses exceptional significance; retain sufficient historical integrity to physically illustrate its significance; and satisfy significance criteria. To be eligible for local designation as a historic landmark, properties must satisfy the following criteria:

- A) The Property meets at least two of the following (significance) criteria:
 - 1. Is identified with important events in the main currents of national, state, or local history, or directly exemplifies or manifests significant contributions to the broad social, political, cultural, economic, recreational, or architectural history of the Nation, State, City or community;
 - 2. Is directly associated with the lives of Significant Persons important to national, state, City or local history;
 - 3. Embodies the distinctive characteristics of a style, type, period and method of construction;
 - 4. Represents a notable work of a person included on the City's List of Master Architects or possesses high artistic value;
 - 5. Has yielded or has the potential to yield, information important in the prehistory or history of the Nation, State, City or community;
 - 6. Is listed or has been formally determined eligible by the National Park Service for listing on the National Register of Historic Places, or is listed or has been formally determined eligible by the State Historical Resources Commission for listing on the California Register of Historical Resources.
- B) The property retains integrity from its period of significance. The proposed landmark retains integrity of location, design, setting, materials, workmanship, and association. Integrity shall be judged with reference to the particular significance criteria specified above.

- C) The property has historic value. The proposed landmark is of significant architectural value to the community, beyond its simple market value and its designation as a landmark is reasonable, appropriate, and necessary to promote, protect, and further the goals and purposes of the City’s historic preservation ordinance.

Research Undertaken

Targeted background research was undertaken on the history of the Horace Mann School. Reports were requested and received from the South Central Coastal Information Center of the California Historical Resources Information System (CHRIS), and online research was conducted at the San Francisco Public Library, the City of Beverly Hills website, Online Archive of California, Calisphere, Pacific Coast Architectural Database and California Digital Newspaper Collection. Additionally, information regarding the historic status of the building was obtained from the City of Beverly Hills planning staff.

CHRIS Reports:

- McAvoy and Heumann, Beverly Hills Schools –Thematic Grouping DPR Forms, 1986.
- PCR, Ostashay and Moruzzi, Beverly Hills Schools – Thematic Grouping DPR Update Form, 2004.

City of Beverly Hills Background Reports Available On-line:

- City of Beverly Hills Architectural Commission, Beverly Hills Historic Resources Survey, 1985-1986.
- PCR Services, Historic Resources Survey Report, City of Beverly Hills, 2004.

Current Status

The property is not currently listed as a City of Beverly Hills historic landmark, in the California Register of Historic Resources or in the National Register of Historic Places. The school has a state status code of “7N,” which means the property needs to be re-evaluated. It appears that the initial findings from a survey conducted in the mid-1980s identified the school as a contributor to a National Register-eligible thematic historic district including five local schools. The finding basing eligibility as part of a thematic district was subsequently disputed by the Office of Historic Preservation, which recommended that the buildings be evaluated individually, and the property was not officially listed or given a confirmed state status code at that time.

In 2004, updated Department of Parks and Recreation (DPR) forms were prepared for the five schools by Jan Ostashay and Peter Moruzzi of PCR Services. PCR found that the Horace Mann School appeared “to be in good condition with no significant alterations visible since the property was last evaluated in the 1985-1986 survey,” and that it remained “a contributor to a potential historic district defined as the Beverly Hills School Thematic Grouping that [was found] eligible for local listing or designation.”

No additional reports assessing the historical status of the property have been located to date. However, Mark Odell of the City of Beverly Hills confirmed via email that the property is considered eligible for historic designation by the City.

Eligibility

In both 1985 and 2004, consultants found Horace Mann to be eligible for local and state listing as a contributor to a thematic historic district. It does not appear that the property has ever been formally evaluated for individual eligibility. However, there are several factors indicating that the original buildings would be found eligible for listing on both the local and state inventories of historical resources. Some contributing factors are as follows:

- 1) Age: The original campus buildings were constructed in 1929, and therefore are well above minimum age threshold of 45 years for historic resource eligibility under local, state and national guidelines.
- 2) Architect: The architect of Horace Mann, Roy Seldon Price, has been identified by the City of Beverly Hills as a Master Architect. Price was a Beverly Hills based architect known primarily for his palatial Spanish Colonial Revival style residences he designed for clients in the film industry. One of the criteria for listing at the local level is that a building represents a notable work of a person included on the City's List of Master Architects. The state and national criteria also include works of a master as a basis for eligibility.
- 3) Architecture: The original buildings embody the distinctive characteristics of a style, type and period. The buildings are indicative of the Spanish Colonial Revival architectural style with stucco-clad exteriors, tiled hipped roofs, gothic entry arches, and decorative plasterwork; as school buildings they are representative of a type; and the distinctive period would be the 1920s.
- 4) Historic associations: The Horace Mann School also is likely eligible for its contributions to the broad patterns of local history under the theme of school development in Beverly Hills.

Following a determination of historical significance, an assessment of integrity must be undertaken to establish if a property is still able to convey its historical significance. In 1985 and again in 2004, it was found that the school retained sufficient historical integrity to be eligible for listing as part of a thematic district. It does not appear that any major alterations have occurred to the original buildings east of Anza Drive since 2004 and from a general review of the existing conditions it appears that those buildings retain their overall integrity. A small L-shaped building located directly west of S. Anza Drive was included as part of the campus until it was demolished in 2010. The two existing buildings can still retain their integrity even with the loss of an original structure.

Summary

In summary, it appears that, although the Horace Mann School has yet to be officially listed on a local, state or national inventory of historic resources, the remaining original buildings on the campus are eligible for individual listing for their architectural design, as a work of a Master Architect, and for the associated thematic historical significance. Per communications with planning staff of the City of Beverly Hills, the City considers the school to be an eligible historical resource. As a property that is eligible for listing on both the local and state historical inventories, the school would meet both the OPSC definition of a Qualified Historical School Building and would qualify as a historical resource under CEQA.

Sincerely,

A handwritten signature in black ink, appearing to read "Kim Butt", with a long horizontal flourish extending to the right.

Kimberly Butt, AIA, MS
Preservation Architect/Architectural Historian

Ms. Butt meets the Secretary of the Interior's qualification standards for professionals in architectural history and historic architecture as published in the Code of Federal Regulations, 36 CFR Part 61.

ATTACHMENT D1

REPORT OF THE EXECUTIVE OFFICER
State Allocation Board Meeting, April 24, 2017

SCHOOL DISTRICT DATA

School District:BEVERLY HILLS UNIFIED County:.....LOS ANGELES
Application Number:.....51/64311-00-005 School Name:.....HORACE MANN ELEMENTARY
Total District Enrollment:..... 4,144 Project Grade Level:.....K-8
Financial Hardship:.....NO

PURPOSE OF REPORT

Type of Request State Allocation Board (Board) approval for placement on the Unfunded List (Lack of AB 55 Loans) for a School Facility Program (SFP) Facility Hardship Seismic Mitigation Program (SMP) Replacement project.

Total Project Cost \$ 13,095,336

Cost to the State \$ 6,547,668

DESCRIPTION

Description of Health and Safety Threat Building A at the Horace Mann Elementary School, located in Beverly Hills, California is a historic building categorized as the Most Vulnerable Category 2 Building Type. The building was originally constructed in 1929 and contains classrooms, a cafeteria, and administration areas. In July 2015, an engineer firm prepared a structural evaluation for this building which identified critical structural deficiencies in the building's floor, wall, and roof systems. The Division of the State Architect (DSA) concurred with the presence of the threat of a local or global collapse of the facilities in the event of seismic activity, as outlined in the industry specialist's report.

Scope of Project The scope of work involves seismic retrofitting of the existing Building A including all of the following:

- Strengthening building diaphragms and their connections to both the shear walls and ceilings.
- Installation of wall anchors and bracing to further strengthen the shear wall systems.
- Filling openings in existing shear walls and reinforcing the building's foundation with shotcrete to minimize stress on shear wall piers and support beams.

Status of School Site The project is currently under construction. Students have been relocated to a newly constructed building on the site and to interim housing. It is anticipated that the project will be completed by December 2017.

QUALIFYING CRITERIA

Government/State Level Concurrence	DSA has approved Building A on Horace Mann Elementary School for SMP eligibility, and has also evaluated and approved the cost estimates for seismic mitigation work.
Site Visit Completed by Staff	Yes.
Staff Supports the District's Request	Yes.

AUTHORITY

See Attachment A.

RECOMMENDATIONS

1. Approve the District's request for placement on the Unfunded List (Lack of AB 55 Loans) for SMP Replacement funding for Building A on the Horace Mann school site, pursuant to the SFP Regulation Section 1859.82, as provided on Attachment B.
2. Provide that for purposes of SFP modernization eligibility, the building age would be reset to 12 months from the date of DSA plan approval.
3. Provide that the State portion of any and all savings which may be realized from the funding of this SMP Replacement project must be returned to the State.

ATTACHMENT D2

AUTHORITY

Education Code (EC) Section 17075.10(a) states:

A school district may apply for hardship assistance in cases of extraordinary circumstances. Extraordinary circumstances may include, but are not limited to, the need to repair, reconstruct, or replace the most vulnerable school facilities that are identified as a Category 2 building, as defined in the report submitted pursuant to Section 17317, determined by the department to pose an unacceptable risk of injury to its occupants in the event of a seismic event.

EC Section 17075.10(b)(2) states:

Funds for the purpose of seismic mitigation work or facility replacement pursuant to this section shall be allocated by the board on a 50-percent state share basis from funds reserved for that purpose in any bond approved by the voters after January 1, 2006. If the board determines that the seismic mitigation work of a school building would require funding that is greater than 50 percent of the funds required to construct a new facility, the school district shall be eligible for funding to construct a new facility under this chapter.

SFP Regulation Section 1859.82 states, "A district is eligible for facility hardship funding to replace or construct new classrooms and related facilities if the district demonstrates there is an unmet need for pupil housing or the condition of the facilities, or the lack of facilities, is a threat to the health and safety of the pupils."

SFP Regulation Section 1859.82(a)(1) provides for Facility Hardship grant funding when, "The facilities are needed to ensure the health and safety of the pupils if the district can demonstrate to the satisfaction of the Board that the health and safety of the pupils is at risk. Factors to be considered by the Board shall include...seismic mitigation of the Most Vulnerable Category 2 Buildings as verified by the DSA...."

SFP Regulation Section 1859.82(a)(1)(A) states:

If the request is for replacement facilities, a cost/benefit analysis must be prepared by the district and submitted to the OPSC that indicates the total costs to remain in the classroom or related facility and mitigate the problem is at least 50 percent of the Current Replacement Cost of the classroom or related facility. The cost/benefit analysis may include applicable site development costs as outlined in Section 1859.76. The cost/benefit analysis shall not include increased costs associated with high performance related costs or components, with the exception of those high performance components that were pre-existing in the classroom or related facility. If the cost to remain in the classroom or related facility is less than 50 percent of the Current Replacement Cost, the district may qualify for either grant below, as applicable:

1. Modernization Excessive Cost Hardship Grant for Rehabilitation Costs pursuant to Section 1859.83(e), or
2. A grant not to exceed 50 percent of the cost estimate that has been reviewed and approved by the OPSC and approved by the board for seismic rehabilitation.

SFP Regulation Section 1859.82(a)(1)(B) states:

If the request is for replacement facilities that included structural and/or seismic deficiencies, the cost/benefit analysis must also include a report from a licensed design professional identifying the minimum work necessary to obtain DSA approval. The report must contain a detailed cost estimate of the repairs. The cost/benefit analysis shall not include increased costs associated with high performance related costs or components, with the exception of those high performance components that were pre-existing in the classroom or related facility. The report and cost estimate shall be subject to review by the OPSC for conformance with the Saylor Current Construction Cost Publication and, at the OPSC's discretion, the DSA. For seismic deficiencies of the Most Vulnerable Category 2 Buildings, the report and the cost estimate for the minimum work necessary must be reviewed by the DSA.

ATTACHMENT D2

AUTHORITY (cont.)

SFP Regulation Section 1859.82(a)(1)(C) states:

The seismic mitigation projects must meet all of the following requirements:

1. The construction contract was executed on or after May 20, 2006;
2. The project funding provided shall be for the minimum work necessary to obtain DSA approval;
3. The building is designed for occupancy by students and staff; and
4. The DSA concurs with a report by a structural engineer, which identifies structural deficiencies that pose an unacceptable risk of injury to its occupants in a seismic event. If the unacceptable risk of injury is due to the presence of faulting, liquefaction or landslide, these hazards must be documented by a geologic hazards report prepared by an engineering geologist in accordance with California Building Code, Part 2, Chapter 18, section 1803A and with the concurrence of the California Geological Survey.

The structural engineer's report shall conform to the guidelines prepared by the DSA, in accordance with Education Code Section 17310.

ATTACHMENT E

SAB Meeting: April 24, 2017

Seismic Mitigation Program - Adjusted Grant Approval

SCHOOL DISTRICT DATA

Application No: 51/64311-00-005
 School District: Beverly Hills Unified

County: Los Angeles
 School Name: Horace Mann Elementary

PROJECT DATA

Type of Project: Elementary School
 K-6:
 7-8:
 9-12:
 Non-Severe:
 Severe:
 Application Filing Basis: Site Specific
 Number of Classrooms:
 Master Acres:
 Existing Acres: 5.1
 Proposed Acres:
 Recommended Acres: 13.9
 Facility Hardship (a): Yes
 Financial Hardship Requested: No
 Alternative Education School: No
 Addition to Existing Site: No

ADJUSTED GRANT DATA

Fire Detection Alarm	\$	34,748.00
Fac. Hardship Toilets	1,311Sq. Ft.	427,386.00
Fac. Hardship Other	33,437 Sq. Ft.	6,085,534.00
Total State Share (50%)		6,547,668.00
District Share (50%)		6,547,668.00
Total Project Cost	\$	13,095,336.00

PROJECT FINANCING

<u>State Share</u>	
This Project	\$ 6,547,668.00
<u>District Share</u>	
Cash Contribution	6,547,668.00
Financial Hardship	
Total Project Cost	\$ 13,095,336.00

HISTORY OF PROJECT COST AND APPORTIONMENT
--

	Fund Code	Proposition	Previously Authorized	Authorized This Action	Unfunded Approval This Action
<u>State Share</u>					
New Construction/Add. Grant	957-505	1D	\$	\$ 6,547,668.00	\$ 6,547,668.00
<u>District Share</u>					
Cash Contribution				6,547,668.00	
Total			\$	\$ 13,095,336.00	\$ 6,547,668.00

Funding Source: Proposition 1D Bonds/2006-Nov.

Pursuant to the Board's action on March 11, 2009, this application has been approved and placed on the Unfunded List. This approval does not constitute a guarantee or commitment of future State funding.

Senate Bill 854, Chapter 28, Statutes of 2014, repealed Labor Code (LC) Section 1771.3 which required school districts to provide payment to Department of Industrial Relations (DIR) for prevailing wage monitoring. As a result, school districts awarding a construction contract on or after June 20, 2014 are not mandated to provide payment for DIR monitoring and enforcement of prevailing wage requirements. Projects with an initial public works project awarded on or after June 20, 2014 are not eligible to receive an additional grant for prevailing wage monitoring; however, school districts are still required to notify DIR within five days of initial contract award pursuant to LC Section 1773.3(a)(1).

The District shall ensure that it is in compliance with all applicable laws, regulations and certifications it made on the program forms.

Provide that the State portion of any and all project savings realized from the funding of this Seismic Mitigation Program project will be returned to the State.

REPORT OF THE EXECUTIVE OFFICER
State Allocation Board Meeting, April 24, 2017

REGULATORY AMENDMENTS FOR INCREASED PROGRAM ACCOUNTABILITY

PURPOSE OF REPORT

To present a template grant agreement and proposed conforming School Facility Program (SFP) regulatory amendments for State Allocation Board (Board) approval.

DESCRIPTION

In August 2016, staff notified the Board of findings and recommendations of the 2016 audit of the administration of Proposition 1D bond funds by the Office of State Audits and Evaluations (OSAE). Staff responded to OSAE that the Board would consider addressing the findings and recommendations after the outcome of the November 2016 election. The passage of the Kindergarten through Community College Public Education Facilities Bond Act of 2016 (Proposition 51) and the accountability measures proposed in the Governor's 2017-18 Budget prompted staff to explore possible regulatory and policy changes for the SFP.

At its January 25, 2017 meeting, the Board directed staff to develop a grant agreement and conforming regulatory amendments. This item seeks Board approval for a template grant agreement and conforming regulatory amendments. The template grant agreement being presented for the Board's approval also includes procedural changes relative to project audits that serve to implement the Governor's 2017-18 Budget proposed trailer bill language.

- See Attachment A for a flowchart that summarizes the change in audit procedures introduced in the trailer bill language and described in the grant agreement.
- See Attachment B for a flowchart that further describes the Education Audit Appeals Panel's new role.
- See Attachment C for a flowchart that further describes the staff's new role in the audit process.
- See Attachment D for the template grant agreement.
- See Attachment E for the conforming regulatory amendments.

AUTHORITY

See Attachment F for SFP statutory authority.

In order to view a copy of the most current Governor's 2017-18 Budget proposed trailer bill language, you may find it at the following link. Section 18 contains the language pertinent to this item.

http://www.dof.ca.gov/Budget/Trailer_Bill_Language/documents/300EducationOmnibusTrailerBill.pdf

BACKGROUND

At its January 25, 2017 meeting, the Board heard a report that:

- Provided an overview of the SFP,
- Detailed state general obligation bond funds authorized by Proposition 51,

(Continued on Page Two)

BACKGROUND (Cont.)

- Summarized Executive Order S-02-07 (2007) which states in part:
 - “All agencies, departments, boards, offices, commissions and other entities of State government (hereinafter referred to “departments”) that are responsible for expending the proceeds of already authorized and future State general obligation Bonds and lease revenue Bonds shall be accountable for ensuring that those Bond proceeds are expended in a manner consistent with the provisions of either the applicable Bond Act and the State General Obligation Bond Law or laws pertaining to State lease revenue Bonds and all other applicable State and federal laws. In addition, departments shall be accountable for ensuring that Bond proceeds are spent efficiently, effectively and in the best interests of the people of the State of California.”
- Summarized OSAE’s August 2016 audit of the SFP, and
- Introduced the idea of developing a grant agreement, to be entered into between SFP funding applicants and the executive officer of the Office of Public School Construction, as a way to address OSAE’s findings by improving oversight and accountability.

The Board directed staff to develop a grant agreement and conforming regulatory amendments.

On March 24, 2017, Staff provided a template grant agreement draft and an example grant agreement draft for an SFP New Construction project to the public. Staff held a stakeholder meeting to discuss and receive public feedback on the drafts grant agreement on March 30. Additionally, Staff invited the public to provide written feedback on the drafts by April 10.

STAFF ANALYSIS/STATEMENTS

Grant agreements will apply to all funding applications. The timing of the execution of the grant agreements will be slightly different for the projects currently on the Unfunded List.

- **Applicants with projects on the Unfunded List** will not be required to enter into a grant agreement as a condition of placement on the Unfunded List (Lack of AB 55 Loans), but will be required to enter into a grant agreement as a condition of Apportionment.
- **Applicants with projects on the Applications Received Beyond Authority List**, as well as **all future applicants**, will be required to enter into a grant agreement as a condition of placement on the Unfunded List (Lack of AB 55 Loans).

The template grant agreement includes sections numbered (on pages 5 and 6 of Attachment D) with a “.1” and “.2.” The “.1” sections will apply to Applications Received Beyond Authority List projects and all future applications. The “.2” sections will only apply to Unfunded List projects.

Grant Agreement Description

The template grant agreement includes sections relevant to funding provided by the New Construction program, the Modernization program, the Charter Schools Facilities Program, and the Career Technical Education Facilities Program. The grant agreement an applicant enters into will contain only the relevant program’s sections.

(Continued on Page Three)

STAFF ANALYSIS/STATEMENTS (Cont.)

The grant agreement has been developed as a way to address OSAE's audit findings by improving oversight and accountability and also includes changes that align with the proposed trailer bill language related to closeout audits. The grant agreement serves as a binding document that defines the responsibilities of funding applicants and the state from the determination of the amount of eligible state funding to the reporting of all project funds, including any savings achieved. It is also designed as a useful tool to ensure that the grantees receiving funds have a thorough understanding of the requirements in receiving the funds.

In defining those responsibilities, staff has made some processes more explicit, for example:

- describing the process of administering Form SAB 50-04 *Application for Funding* reviews,
- describing bridge financing requirements for districts applying for financial hardship assistance,
- describing the process of administering Form SAB 50-05 *Fund Release Authorization* reviews, and
- defining project expenditures that are eligible and that are ineligible.

In further defining those responsibilities and in order to incorporate procedural changes described in the trailer bill language, staff has also developed new processes, like requiring that applicants:

- provide certain documents when they are required to verify that they have met "substantial progress," as described in Education Code Section 17076.10(b), as opposed to when all state funds and district matching funds are expended, as described in Education Code Section 17076.10(a), and
- provide fund-code and object-code-level specificity when reporting project expenditures.

Staff has incorporated trailer bill language requirements of applicants into the grant agreement that include:

- the understanding and agreement that auditors who conduct annual audits as described in Education Code Section 14502.1, referred to throughout the grant agreement as the "local auditor," will additionally audit SFP projects once all state funds and district matching funds are expended, and
- the understanding and agreement that the applicant will face reductions in future Education Protection Account apportionments when auditors determine that the applicant has spent state funding on ineligible expenditures.

Stakeholder Feedback

In order to ensure that the grant agreement template included all necessary provisions and contained language that accurately described the responsibility of all parties, staff sought feedback from stakeholders. The following is a summary of the feedback staff received and OPSC's responses.

(Continued on Page Four)

STAFF ANALYSIS/STATEMENTS (Cont.)

STAKEHOLDER FEEDBACK	OPSC RESPONSE
Applies to projects retroactively	<ul style="list-style-type: none"> • The grant agreement is intended to provide clarity related to program requirements. • The vast majority of the contents of the grant agreement reinforce existing SFP regulations.
Violates Proposition 51 requirement that the SFP be administered as statute read on January 1, 2015	The grant agreement does not make any statutory changes.
Disallows expenditures that have been previously eligible such as; technology (computers & printers), refrigerators and stoves, and short-term maintenance costs.	<ul style="list-style-type: none"> • The 2016 OSAE audit did not support the use of bond funds for items such as computers or iPads. The audit states that these items do not meet the capitalization threshold on a unit level, and “if the per unit cost is below the capitalization threshold, it is considered materials and supplies, no capital outlay.” Further, the 2016 OSAE audit also stated: “using long-term financing to purchase short life cycle items is not fiscally prudent given that taxpayers will be paying for debt financing for over 30 years, which is long after the 3- to 5-year useful life of electronics such as iPads and laptops.” In response to these concerns, OPSC has left the technology items on the list of ineligible expenditures. • Technology or furniture and equipment used as part of a larger system (security or energy management for instance) or for Career Technical Education curriculum will still be allowable. • Short-term maintenance costs are not capital improvements and remain ineligible.
Contains certification redundancies and is unnecessarily complex.	The intent of the grant agreement is to generally clarify expectations by providing a better understanding between all parties about their rights and responsibilities from the beginning of the project.
Changes the way savings can be used	Previously savings were allowed to be expended on high priority capital outlay projects as identified by the district. This is still the case, however those expenditures must also comply with the list of eligible project expenditures contained in the grant agreement template. Using the list as the standard for savings expenditures will ensure that bond funds are being spent appropriately and provide clarity for which costs are eligible.

Another common issue submitted by stakeholders was related to change of scope in a project and how and when the grant agreements could be amended to address them. Staff added clarifying language in the grant agreement template related to the existing change of scope process to confirm that only scope changes affecting the project grant amount need Board approval and an amended agreement.

(Continued on Page Five)

STAFF ANALYSIS/STATEMENTS (Cont.)

Staff received other minor technical suggestions, many of which were addressed by adding clarifying language to the agreement. For those suggestions that did not require changes to the agreement, staff will follow up to clarify.

Staff also received technical suggestions related to the changes resulting from the Governor's 2017-18 Budget proposed trailer bill language. The proposed trailer bill language must go through the standard legislative process and therefore is not part of this item.

If the trailer bill language is not chaptered as it reads today, April 24, 2017, then staff will review any relevant chaptered legislation and present the Board with amendments to the template grant agreement, as necessary.

REGULATORY AMENDMENTS

SFP Regulation Section 1859.2 – Definitions

The amendment defines “grant agreement.”

SFP Regulation Section 1859.21 – SFP Application for Funding

The amendment requires a school district seeking New Construction or Modernization funding to complete and file a grant agreement with OPSC.

SFP Regulation Section 1859.90.2 – Priority Funding Process

The amendment makes clear that applicants will be provided ten business days to amend any issues identified by staff on their Form SAB 50-05 *Fund Release Authorization* submittal before that submittal is deemed ineligible for the purposes of determining that the applicant has “not participated” in the priority funding round.

SFP Regulation Section 1859.160 – General (Charter School Facilities Program)

The amendment requires an applicant seeking CSFP funding to complete and file a grant agreement with OPSC.

SFP Regulation Section 1859.165 – Conversion of Preliminary Charter School Apportionment

The amendment requires an applicant seeking CSFP funding to complete and file a grant agreement with OPSC.

SFP Regulation Section 1859.190 – General (Career Technical Education Facilities Program)

The amendment requires an applicant seeking CTEFP funding to complete and file a grant agreement with OPSC.

RECOMMENDATIONS

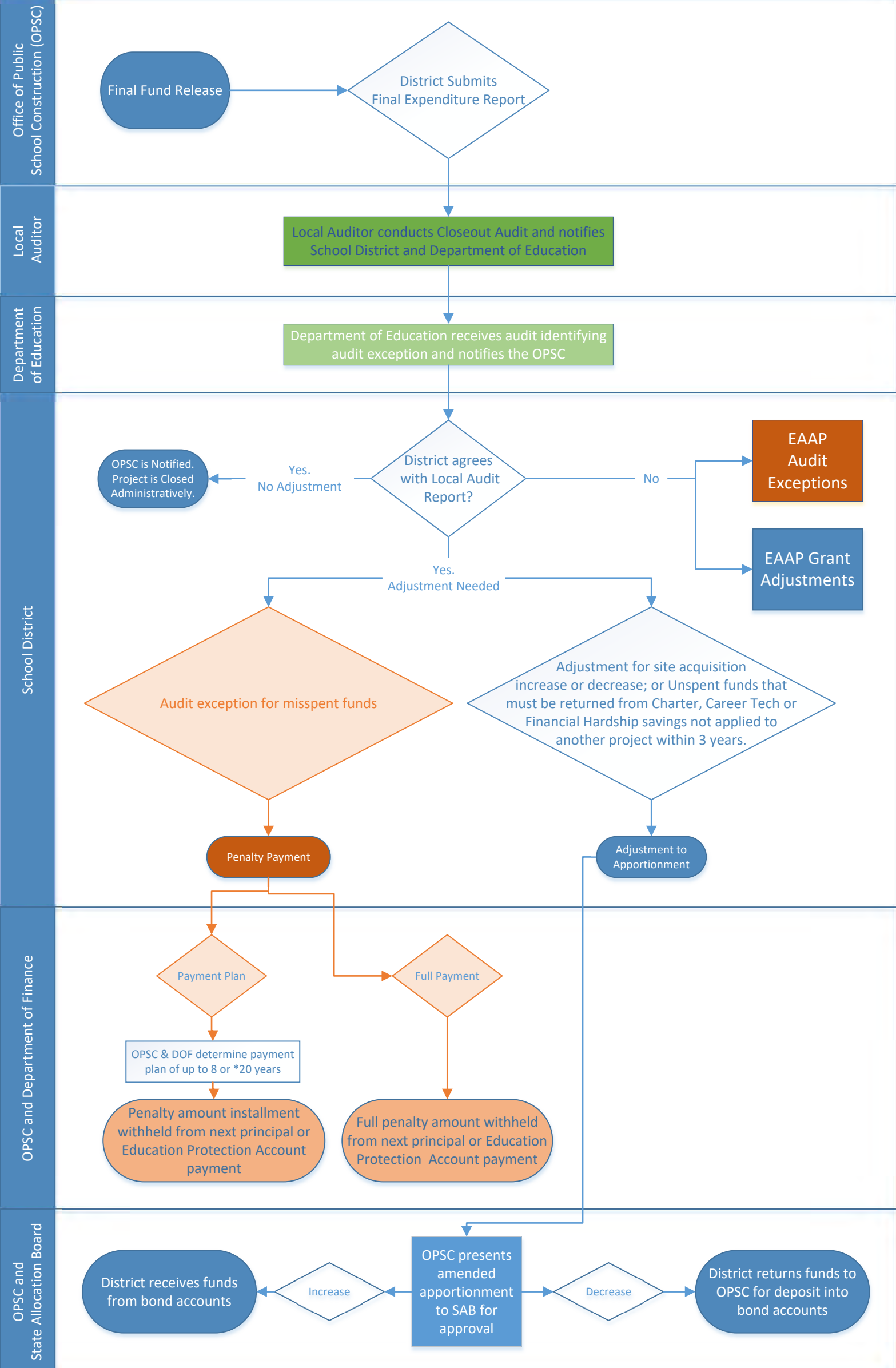
1. Adopt the template grant agreement as shown on Attachment D and the regulatory amendments as shown on Attachment E.
2. Authorize the Executive Officer to file these regulations on an emergency basis with the Office of Administrative Law.

(Continued on Page Six)

BOARD ACTION

In considering this Item, the Board approved a motion to postpone action on this item as well as postpone action on the two other Action Items in this Agenda (School Facility Program Unfunded List and School Facility Program Applications Received Beyond Bond Authority List).

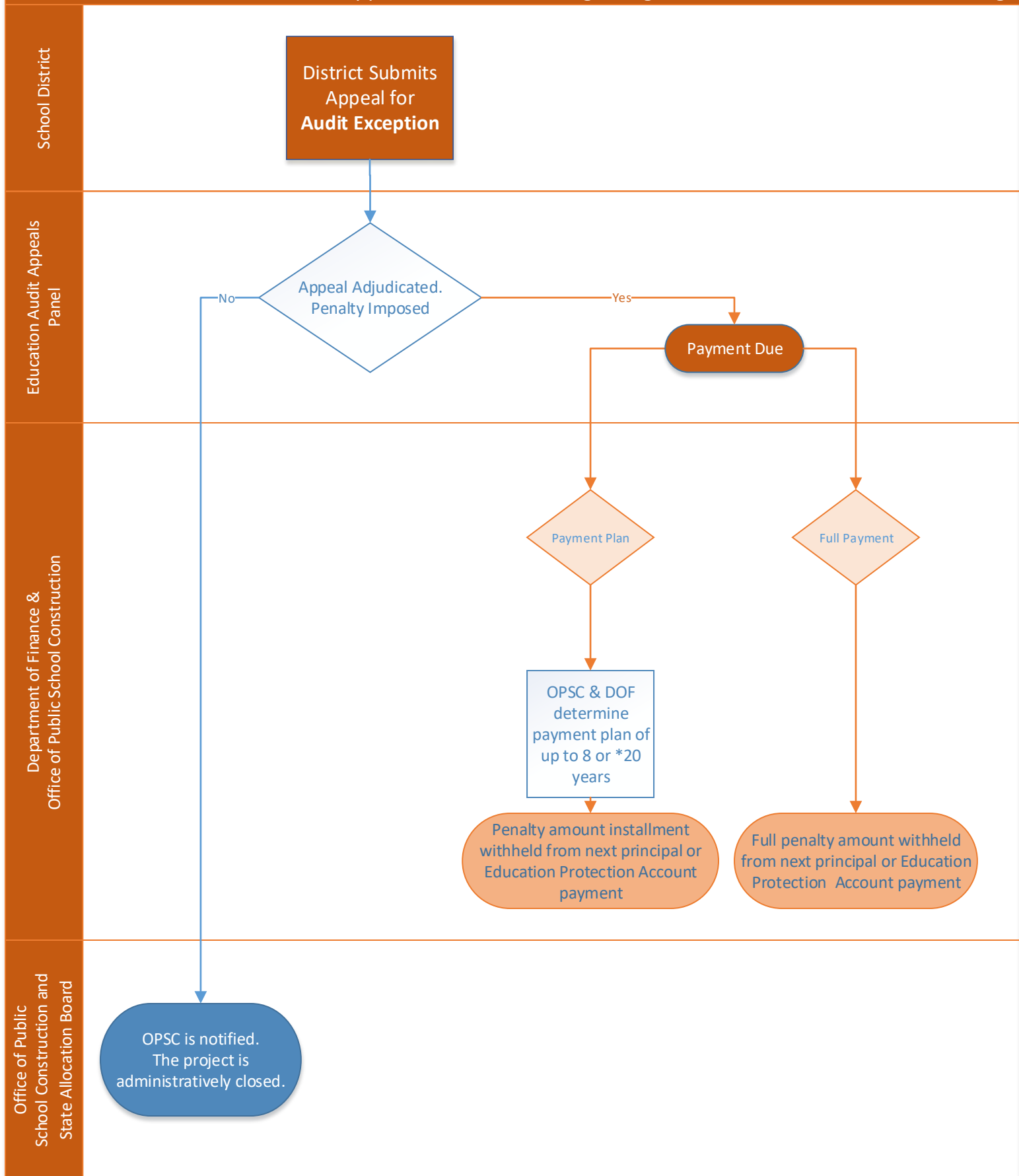
Closeout Process



*Only if Local Education Agency would be otherwise required to request an Emergency Apportionment.

Education Audit Appeals Panel Process: Audit Exception

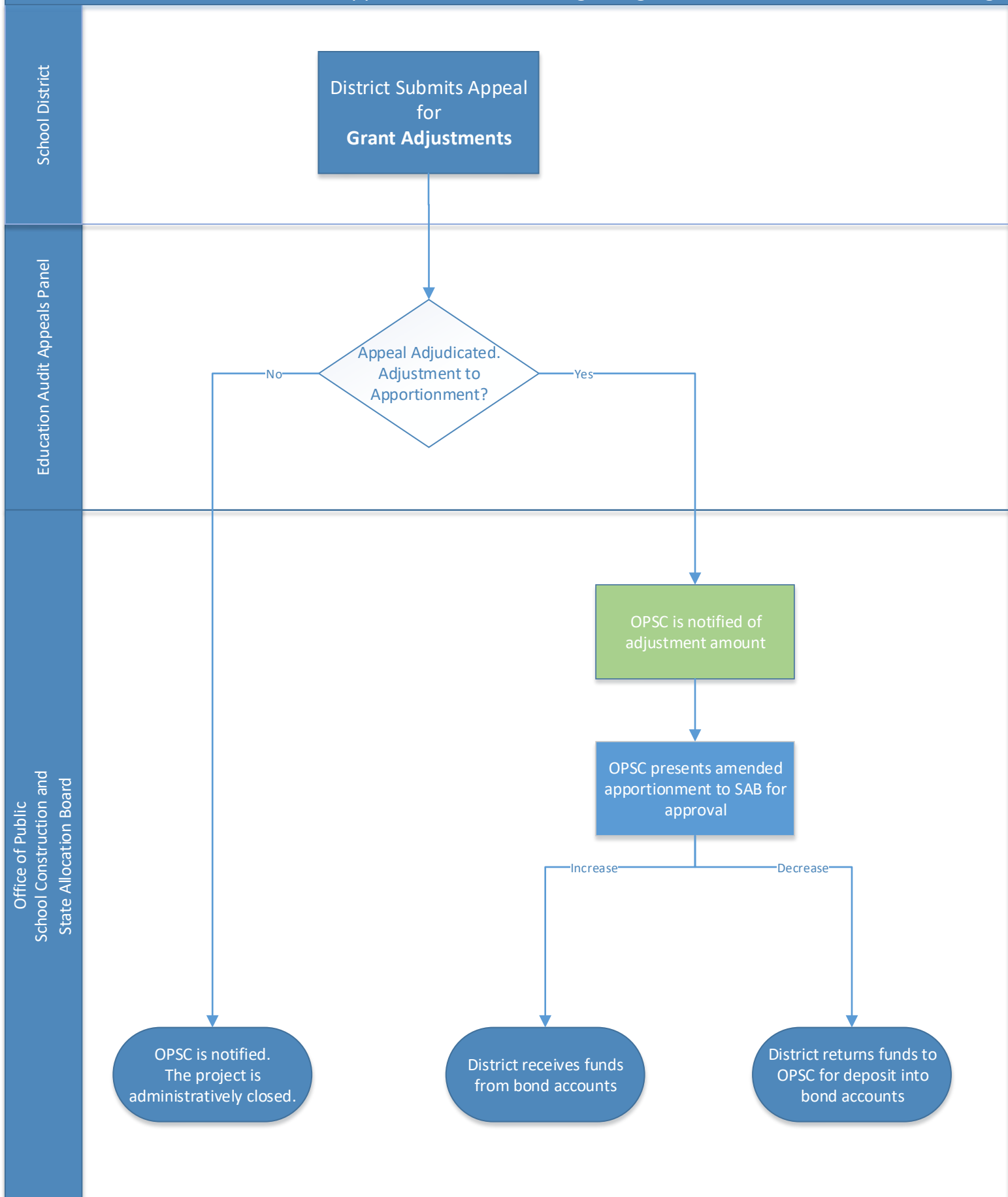
Appeal Process Following Disagreement with Local Auditor Findings



*Only if Local Education Agency would be otherwise required to request an Emergency Apportionment.

Education Audit Appeals Panel Process: Grant Adjustments

Appeal Process Following Disagreement with Local Auditor Findings



*Only if Local Education Agency would be otherwise required to request an Emergency Apportionment.

ATTACHMENT D

School Facility Program Grant Agreement



April 24, 2017

TABLE OF CONTENTS

GENERAL INFORMATION.....	1
PROJECT DESCRIPTION.....	1
TERMS AND CONDITIONS OF GRANT.....	3
A. Definitions.....	3
B1. Term of Grant Agreement.....	5
B2. Terms of Grant Agreement (projects on the Unfunded List).....	6
C. Project Execution.....	6
D. Receiving Board Approval.....	8
E. Receiving an Apportionment and Receiving Funds.....	14
F. Accounting for Spent Funds.....	15
G. Advisory Listing Detailing Common Eligible Project Expenditures.....	21
H. Advisory Listing Detailing Common Ineligible Project Expenditures.....	72
I. Record Retention.....	94
J. Material Inaccuracy.....	94
K. Hold Harmless.....	94
L. Conflict of Interest.....	94
M. Severability.....	95
N. Disputes.....	95
O. Electronic Filing.....	96
P. Supplement, Not Supplant.....	96
Q. Exact Duplicate.....	96
SIGNATURES.....	97
EXHIBITS.....	97

ATTACHMENT D

STATE OF CALIFORNIA
GRANT AGREEMENT
SCHOOL FACILITY PROGRAM
NEW (04/17)

STATE ALLOCATION BOARD
OFFICE OF PUBLIC SCHOOL CONSTRUCTION
Page 1 of 97

Office of Public School Construction Application Number: _____

GENERAL INFORMATION

Grantee Name: _____

School Name: _____

Grant Amount: _____ of which _____ is Financial Hardship Assistance.

Authority: _____ [relevant Bond Act(s)]

Program: _____ (e.g., New Construction; Facility Hardship rehabilitation work funded with New Construction grants; Facility Hardship replacement work funded with Modernization grants; etc.)

Future Priority Funding Rounds: _____ (first priority funding window, second priority funding window)

PROJECT DESCRIPTION

SFP Program: _____ (i.e., New Construction)

New School or Addition to an Existing Site: _____

Number of Classrooms: _____

Financial Hardship Approval Date: _____

Financial Hardship Status is valid until: _____ (date)

Agreement includes Grants for: _____ (Site Acquisition; Department of Toxic Substances Control fees and hazardous waste removal; etc.)

Agreement includes Grants for: _____ (Site Development, if appropriate)

Other Facilities being newly constructed, modernized, replaced, or rehabilitated: _____

Office of Public School Construction Application Number: _____

Square Footage being replaced: _____ Toilet Area sq. ft.
_____ Other Area sq. ft. (all non-toilet area)
(include for Facility Hardship replacement or Seismic Mitigation Program replacement projects)
For purposes of Facility Hardship and Seismic Mitigation Program projects, shower/locker area
is considered "toilet area."

Approved rehabilitation cost estimate: _____
(include for Facility Hardship rehabilitation or Seismic Mitigation Program rehabilitation projects)

- An executive summary (or comparable document) from an industry specialist's report that details the minimum work necessary to mitigate the (health and safety or seismic) threat in this (rehabilitation or replacement) project is attached as Exhibit 7, if applicable.
- Written concurrence from an appropriate governmental agency agreeing with the (health and safety or seismic) threat and the minimum work to mitigate the threat outlined in the industry specialist's report is attached as Exhibit 8, if applicable.

A Site Description is described and attached as Exhibit 1.

The Grantee-completed Funding Application is attached as Exhibit 2.

Proof of California Department of Education project and/or site approval, as required, is attached as Exhibit 3.

Proof of Division of the State Architect approval, within the California Department of General Services, as required, is attached as Exhibit 4, unless the Grant is for Financial Hardship site acquisition and/or design work and is exempt from Division of the State Architect approval, or for a Career Technical Education project pursuant to Education Code Section 17078.72 or a Charter School Preliminary Apportionment pursuant to Education Code Section 17078.53, not requiring approval until after State Allocation Board approval.

The current Financial Hardship approval letter from the Office of Public School Construction to the Grantee is attached as Exhibit 5, if applicable.

The current bridge financial approval letter from the Office of Public School Construction to the Grantee is attached as Exhibit 6, if applicable.

Grants are to be used in accordance with the provisions contained in the Leroy F. Greene School Facilities Act of 1998 (Education Code, Title 2, Division 2, Part 10, Chapter 12.5, commencing with Section 17070.10) and this Agreement.

The Grantee shall not make any change to the Project that would require a Change of Scope, without the State Allocation Board first approving the change to the Project.

Office of Public School Construction Application Number: _____

TERMS AND CONDITIONS OF GRANT

A. Definitions

"Act" means the Leroy F. Greene School Facilities Act of 1998 (Education Code, Title 1, Division 1, Part 10, Chapter 12.5, commencing with Section 17070.10).

"Agreement" means a contract to do or not to do a certain thing and refers to this Grant Agreement.

"Application" means a request pursuant to the Act to receive funding for a school project.

"Apportionment" shall have the meaning set forth in Education Code Section 17070.15(a).

"Audit report" means the annual compliance reviews and fiscal reviews of a Grantee's finances, in accordance with the Guide for Annual Audits of K-12 Local Education Agencies and State Compliance Reporting.

"Board" means the State Allocation Board as established by Section 15490 of the Government Code.

"Capital Outlay," for the purposes of the Grantee using Savings, pursuant to School Facility Program Regulation Section 1859.103, means capital assets as described in the listing of eligible project expenditures in Section G of this Agreement.

"Change of Scope" means the addition or deletion of any work that would change the approved Grant amount for the Project or require updated state agency approval(s). This includes, but is not limited to, site acquisition acres, or buildings, including but not limited to classrooms, multipurpose rooms, gymnasiums, administration buildings, restrooms, and libraries/media centers, and any changes to the size of those buildings, the type of building (e.g. portable, modular, or permanent), or the location on the school site of those buildings.

"Charter School Agreements" mean a memorandum of understanding, a funding agreement, and a use agreement as established by the California School Finance Authority.

"Classroom" means a teaching station that has the same meaning as the term used in Education Code Section 17071.25(a)(1).

"Expenditure Report" means the Form SAB 50-06 *Expenditure Report* and all required supplementary documentation, including but not limited to a detailed listing of project expenditures organized by fund source and provided at an object-code-level of accounting detail, pursuant to the California School Accounting Manual, that shall include fields to identify information including, but not limited to dates, payees, warrant numbers, and the description and purpose of the expenditures as described in California Code of Regulations, Title 2, Regulation Section 1859.104.

"Financial Hardship" means State funding for all or a portion of the Grantee's matching share required by School Facility Program Regulation Section 1859.77.1 or 1859.79.

"Funding Application" means the Form SAB 50-04, *Application for Funding*, or the Form SAB 50-09, *Application for Charter School Preliminary Apportionment*, or the Form SAB 50-10, *Application for Career Technical Education Facilities Funding*, and all required supplementary documentation pursuant to the Act and California Code of Regulations, Title 2, Regulation Sections 1859.70, 1859.161 or 1859.191, as applicable.

"Fund Release Application" means the Form SAB 50-05, *Fund Release Authorization*, and all required supplementary documentation pursuant to the Act and the Regulations.

"Grants" means all eligible program grants provided by the Board to the Grantee in this Agreement.

"Grantee" means the school district (as defined in California Code of Regulations, Title 2, Regulation Section 1859.2), charter school, or joint powers authority, as applicable, whose representative has signed this Agreement for Grants.

Office of Public School Construction Application Number: _____

“Grantee Representative” means the authorized representative of a school district (as defined in California Code of Regulations, Title 2, Regulation Section 1859.2), charter school, or joint powers authority, as applicable, who signed this Agreement for Grants.

“Hazardous Material/Waste Removal Fund” shall mean the fund established pursuant to California Code of Regulations, Title 2, Regulation Section 1859.163.3(b).

“In Escrow, Governmental Entities” means the approval and signature of instrument(s) that will convey a specified school parcel or site from the public/government entity including the federal government for a determinable sum, and for a determinable date of acquisition which may be based on the Grantee’s receipt of funding from the Board.

“In Escrow, Non-Governmental Entities” means the deposit of signed instrument(s) and/or funds with instructions with a title company or escrow agent to carry out the provisions of an agreement or contract to acquire a specified school parcel or site for a determinable sum, and for a determinable date of acquisition which may be based on the Grantee’s receipt of funding from the Board.

“Ineligible Expenditure” means an expenditure of Grants not in accordance with this Agreement or the applicable laws and regulations governing the use of Grants.

“Local auditor” means an auditor hired at the Grantee’s expense who conducts annual compliance reviews and fiscal reviews of a Grantee’s finances, in accordance with the Guide for Annual Audits of K-12 Local Education Agencies and State Compliance Reporting.

“Material Inaccuracy” means a finding of falsely certified eligibility or Funding Application related information submitted by Grantees, architects, or other design professionals that allowed the Grantee an advantage in the funding process. For penalties associated with Material Inaccuracy findings, see Education Code Section 17070.51.

“Modernization” means projects that are eligible for Grants based on Education Code Title 1, Division 1, Part 10, Chapter 12.5, Articles 6 (commencing with Section 17073.10) and 7 (commencing with Section 17074.10).

“Most Vulnerable Category 2 Buildings” means the building meets the criteria outlined in Section 1859.82(a)(1)(C) and is one of the following building types:

- C1 – Concrete Moment Frame
- C1B – Reinforced Concrete Cantilever Columns with Flexible Diaphragms
- C2A - Concrete Shear Wall with Flexible Diaphragms
- C3A – Concrete Frame with Infill Masonry Shear Walls and Flexible Diaphragms
- PC1 – Precast/Tilt-up Concrete Shear Wall with Flexible Diaphragms
- PC1A – Precast/Tilt-up Concrete Shear Wall with Rigid Diaphragms
- PC2 – Precast Concrete Frame without Concrete Shear Walls and with Rigid Diaphragms
- URM – Unreinforced Masonry Bearing Wall with Flexible Diaphragms
- RM1 – Reinforced Masonry Bearing Wall with Flexible Diaphragms
- URMA – Unreinforced Masonry Bearing Wall with Rigid Diaphragms
- S1B – Steel Cantilever Columns with Flexible Diaphragms
- S3 – Steel Light Frame Metal Siding and/or Rod Bracing, or
- M – Mixed construction containing at least one of the above structure types.

“New Construction” means projects that are eligible for Grants based on Education Code Title 1, Division 1, Part 10, Chapter 12.5, Articles 3 (commencing with Section 17071.75), 4 (commencing with Section 17072.10), and 5 (commencing with Section 17072.20).

Office of Public School Construction Application Number: _____

“Occupancy” means the point at which pupils occupy a classroom as evident by district documents such as the school board’s adopted calendar, classroom attendance rosters, fire marshal approval of the classroom, etc.

“Office of Public School Construction (OPSC)” means the office within the California Department of General Services that assists the Board as necessary and administers the Act on behalf of the Director of General Services.

The term “Other Sources of Funds” means cash, the Grantee’s matching funds, or in-kind contributions that are required or used to complete the project beyond the Grants provided by this Agreement.

The term “Preliminary Funding Application” means the Form SAB 50-09, *Application for Charter School Preliminary Apportionment*, and all required supplementary documentation pursuant to the Act and the Regulations.

The term “Project” means the purposes for which the Grantee has applied for the Grants detailed in this Agreement.

The term “Regulations” means the School Facility Program regulations (California Code of Regulations, Title 2, Division 2, Chapter 3, Subchapter 4, Group 1, Subgroup 5.5, commencing with Regulation Section 1859).

“Relocation/DTSC Fee Fund” shall mean the fund established pursuant to Regulation Section 1859.163.3, in order to set aside funding at the time Preliminary Charter School Apportionments are approved by the Board for relocation expenses and/or DTSC fees that will be provided at the Final Charter School Apportionment upon submission of actual costs.

“Savings” means Grants not used by the Grantee for the Project, pursuant to Regulation Section 1859.103, achieved by the Grantee’s efficient and prudent expenditure of Grants.

“School District” shall have the meaning set forth in Education Code Sections 17070.15(m) and 17073.25.

“School Facility Program (SFP)” means the programs implemented under the Act.

“State” means the state of California.

“Unfunded List (Lack of AB 55 Loans)” means an information list of unfunded projects that was created due to the state’s inability to provide interim financing from the Pooled Money Investment Account (AB 55 loans) to fund school construction project as declared in the Department of Finance Budget Letter #33 issued on December 18, 2008.

For terms not defined above, terms defined in SFP Regulation Section 1859.2 have the same meaning in this Agreement that they have in regulations.

(Authority: SFP Regulation 1859.2)

B.1. Term of Grant Agreement

The Grantee and the Executive Officer of the Office of Public School Construction shall be the parties to this Agreement. This Agreement must be entered into by both parties prior to the approval by the Board, as a condition of placement of the Unfunded List (Lack of AB 55 Loans). This Agreement becomes effective on the date the Board approves the Project for placement on the Unfunded List (Lack of AB 55 Loans). This Agreement terminates once (1) all Grants and the Grantee’s matching funds, including interest, is expended, and when all of the Parties’ obligations

Office of Public School Construction Application Number: _____

under this Grant Agreement are fully satisfied, or (2) if the Board rescinds the unfunded approval or apportionment , or (3) if the Grantee withdraws its Funding Application.

B.2. Term of Grant Agreement

The Grantee and the Executive Officer of the Office of Public School Construction shall be the parties to this Agreement. This Agreement must be entered into by both parties prior to the approval by the Board, as a condition of Apportionment. This Agreement becomes effective on the date the Board grants the Apportionment. This Agreement terminates once (1) all Grants and the Grantee's matching funds, including interest, is expended, and when all the Parties' obligations under the Grant Agreement are fully satisfied, or (2) if the Board rescinds the unfunded approval or apportionment , or (3) if the Grantee withdraws its Funding Application.

C. Project Execution

1. The Board hereby awards to the Grantee a sum of money (Grants) not to exceed \$ _____ in consideration of and on condition that the sum be expended in carrying out the purposes as set forth in the description of the Project in this Agreement and its attachments and under the Terms and Conditions set forth in this Agreement. Grants may also be expended for the purposes of a future high priority Capital Outlay project as the result of Savings, or for the purposes of reimbursement, pursuant to SFP Regulation Section 1859.90.4.

(Authority: New Construction: Education Code Sections 17072.20 and 17070.63; New Construction and Modernization: SFP Regulations Article 8 commencing with Section 1859.70; Charter School Facilities Program: Article 14 commencing with Section 1859.160; Career Technical Education Facilities Program: Article 16 commencing with Section 1859.190)

- 2.1. Prior to recommending a Project for placement on the Unfunded List (Lack of AB 55 Loans), Office of Public School Construction staff has completed the following steps to finalize the Project funding amount outlined in this Agreement, as necessary:
- 2.2. Prior to recommending an Apportionment, Office of Public School Construction staff has completed the following steps to finalize the Project funding amount outlined in this Agreement, as necessary:
 - i. The Funding Application was accepted on _____ (date) and deemed to meet the definition of an Approved Application. The Grantee was provided written notification of any deficiencies and given 24 hours to remedy the identified deficiency(s) in order to retain the date upon which it was received.
 - ii. Upon confirmation of an Approved Application, Office of Public School Construction staff reviewed the Funding Application for compliance with School Facility Program Regulations and verified eligibility for all available program grants. The Grantee was provided written notification of all deficiencies and/or changes necessary and given 15

Office of Public School Construction Application Number: _____

calendar days to respond and remedy the identified deficiencies and/or changes necessary.

iii. Upon review of the submitted corrections, Office of Public School Construction staff provided the Grantee written notification of any final deficiencies and required a response within four business days.

iv.1. Upon receipt of the final amendments to the Funding Application, the Office of Public School Construction staff and the Grantee have agreed that the Project is ready for presentation to the Board for placement on the Unfunded List (Lack of AB 55 Loans).

iv.2. Upon receipt of the final amendments to the Funding Application, the Office of Public School Construction staff and the Grantee have agreed that the Project is ready for presentation to the Board for Apportionment.

(Authority: SFP Regulation Sections 1859.2, 1859.70, 1859.93, 1859.93.1; and Office of Public School Construction process)

3, Grantee certifies that the Project complies with all laws and regulations which apply to the Project as they read on the effective date of this Agreement, including, but not limited to, legal requirements for design professional selection (pursuant to Government Code Section 4525), construction contracts, building codes, environmental laws, health and safety codes, labor laws, public contract laws regarding all laws governing the use of force account labor, and access compliance laws. Grantee certifies, prior to commencement of construction, that all applicable permits and licenses will have been obtained.

(Authority: Form SAB 50-04 certifications)

4. Grantee certifies that the Project complies with all labor and public contract laws, as applicable, including, but not limited to:

i. Public Contract Code Section 20111.6, as added by Chapter 808, Statutes of 2012 (Assembly Bill 1565), which became effective on September 30, 2012. Beginning January 1, 2014 through December 31, 2018, new contracting requirements are effective for school districts with an average daily attendance of 2,500 or more for construction projects with estimated expenditures of at least \$1,000,000 that will be funded through the SFP or any future state school bonds. These new Public Contract Code requirements require a standardized prequalification questionnaire and financial statement to be verified under oath from all bidders.

ii. Labor Code Section 1773.3, as amended by Senate Bill 854, Chapter 28, Statutes of 2014, which requires school districts that have School Facility Program projects with an initial public works contract awarded on or after January 1, 2012, to notify the Department of Industrial Relations (DIR). The DIR must provide prevailing wage monitoring services for all such projects, except in the cases of: (1) the district operates a DIR-approved internal wage monitoring program; or (2) the district has

Office of Public School Construction Application Number: _____

entered into a collective bargaining agreement that includes the requirements specified in Labor Code section 1771.4(b)(2).

- iii. Chapter 378, Statutes of 2011 (Assembly Bill 436), which required the Department of Industrial Relations to monitor and enforce prevailing wage requirements for every State bond funded project, including School Facility Program projects, pursuant to Labor Code Section 1771.7 for projects in which the initial public works construction contract was awarded before January 1, 2012. The Project must have also been apportioned from either Proposition 47 or 55 and the construction phase of the Project commenced on or after April 1, 2003.
- iv. Chapter 868 Statutes of 2002 (Assembly Bill 1506), which made projects funded from either Proposition 47 (2002) or Proposition 55 (2004) with a notice to proceed date on or after April 1, 2003 subject to Labor Compliance Program requirements as outlined in Labor Code Section 1771.5.

Project Execution Signature

All laws and regulations noted in Sections (i), (ii), (iii), and (iv) above have been, and will be, followed, as applicable.

X _____ Date _____

(Authority: Form SAB 50-04 certifications)

D. Receiving Board Approval

1. Regulation Sections 1859.2, 1859.21, 1859.160, 1859.165, and 1859.190 provide that the Board approval for funding requires the execution of a Grant Agreement.
(Authority: Education Code Section 17070.35)

2. Grantee must have (1) title, (2) leasehold, or (3) other interest to Project lands. Title may include an order for pre-judgement possession issued by a court in an eminent domain proceeding.
(Authority: Education Code Section 17070.70; SFP Regulation Sections 1859.74 and 1859.74.1)

3. Grantee understands and agrees that the Grants, combined with local funds, shall be sufficient to complete the Project.
(Authority: Education Code Section 17070.63(a))

4. The Grantee has established a "Restricted Maintenance Account" for the exclusive purpose of providing ongoing and major maintenance of school buildings and has developed an ongoing and major maintenance plan that complies with and is

Office of Public School Construction Application Number: _____

implemented under the provisions of Education Code Section 17070.75 and 17070.77 (refer to Regulation Sections 1859.100 through 1859.102).

(Authority: SFP Regulation Section 1859.100 and Form SAB 50-04 certifications)

5. The Grantee has or will comply with Education Code Section 17076.11 regarding at least a three (3) percent expenditure goal for disabled veteran business enterprises.

(Authority: Form SAB 50-04 certifications)

6. The Grantee understands and agrees that (1) Grants required to be adjusted for site acquisition for both New Construction and Charter School Facilities Program projects and (2) Grants not used by a Grantee that failed to meet substantial progress and (3) unspent Financial Hardship Grants, (4) unspent Charter School Facilities Program Grants, or (5) unspent Career Technical Education Facilities Program Grants must be returned to the state school facilities fund from which the Grants were apportioned as a result of an audit, pursuant to Education Code Section 17076.10 and Education Code Section 41024(b), as applicable.

7. The Grantee understands and agrees that the Controller shall deduct the total amount of any Ineligible Expenditures from apportionments pursuant to paragraph (d) of Section 41024 of the Education Code. The Grantee may request a payment plan pursuant to paragraph (d) of Section 41024 of the Education Code.

8. If the Grants will be used for the construction or modernization of school facilities on leased land, the Grantee has entered into a lease agreement for the leased property that meets the requirements of School Facility Program Regulation Section 1859.22.

9. The Grantee has established a facilities inspection system to ensure that each of its schools is maintained in good repair.

[Authority: Education Code Section 17070.75(f)]

10. The statutorily-required Grantee matching funds have either been expended by the Grantee, have been deposited by the Grantee in the county fund, or will be expended by the Grantee by the time the project is completed.

(Authority: Education Code Sections 17072.30, 17074.16, 17078.72(g)(1), 17078.54(d), and 17075.10(b)(2); Form SAB 50-04 certifications)

11. The Grantee has considered the feasibility of using designs and materials for the new construction or modernization project that promote the efficient use of energy and water, maximum use of natural light and indoor air quality, the use of recycled materials and materials that emit a minimum of toxic substances, the use of acoustics conducive to teaching and learning, and the other characteristics of high performance schools.

(Authority: Education Code Section 17070.96)

12. Financial Hardship Review Process

- i. If the Grantee has requested Financial Hardship Grants, the Financial Hardship approval from the Office of Public School Construction must be valid (Financial

Office of Public School Construction Application Number: _____

Hardship approvals are valid for 180 days) on the date the Approved Funding Application was received by the Office of Public School Construction.

[Authority: SFP Regulation Section 1859.81(e)]

- ii.
 - a) If the Grantee has requested Financial Hardship Grants and has a bridge financing debt instrument in place, or will have a bridge financing debt instrument in place in the future in order to move the Project forward until Grants become available, then the Grantee agrees that it has received, or will receive, bridge-financing approval from the Office of Public School Construction.
 - b) The Grantee also agrees to retire all bridge financing debt within 60 calendar days of receiving Grants. Failure to retire all bridge financing debt within 60 calendar days of receiving Grants will result in the amount of the Financial Hardship Grants in this Agreement being reduced by the amount of the bridge financing that was not retired.

- iii. Should the Project remain on the Unfunded List (Lack of AB 55 Loans) for more than 180 days, the Office of Public School Construction shall conduct a review to determine if the Grantee has additional funds available to contribute to the Grantee's matching funds.

[Authority: SFP Regulation Section 1859.81(e) and (f)]

- iv. Should the additional Office of Public School Construction review, pursuant to Section (iii) above, determine that the amount of the Financial Hardship Grant should be adjusted, pursuant to Financial Hardship rules detailed in SFP Regulation Section 1859.81, the amount of the Grants detailed in this Agreement will be amended.

[Authority: SFP Regulation Section 1859.81(a)]

13. [Instructions: The following sections only apply to the program, or other circumstance, that is detailed in this Agreement.

New Construction:

- i. The Grantee has received approval of the site and the plans from the California Department of Education and the Division of the State Architect. Plan approval is not required if request is for separate design Apportionment.

(Authority: SFP Regulation Section 1859.81.1)

- ii. The Grantee agrees to submit a Project Information Worksheet pursuant to School Facility Program Regulation Section 1859.104.

Seismic Mitigation Program Replacement or Facility Hardship Replacement:

The Grantee agrees that the scope of this Project is the minimum work necessary to obtain approval by the Division of the State Architect and/or the federal, state, or local governmental entity with authority over of the work being performed to mitigate the

(health and safety or seismic) threat.

Office of Public School Construction Application Number: _____

The Project must have an industry specialist report to substantiate the _____

_____ (health and safety or seismic) threat and that details the minimum work necessary to mitigate the threat. The report shall be included in this Agreement as Exhibit 7.

The Project must have concurrence by an appropriate governmental agency agreeing with the _____

_____ (health and safety or seismic) threat and the minimum work necessary to mitigate the threat. The report shall be included in this Agreement as Exhibit 8.

The Project must have the approval letter from DSA verifying that the building(s) in the Project qualify as one of the "Most Vulnerable Category 2 Buildings".

Site Acquisition: The Grantee has complied with Sections 1859.74 through 1859.75.1, as appropriate. The Grantee shall provide all applicable county assessor parcel numbers for the land being acquired for the Project described in this Agreement. Grantee understands and agrees that grants for site acquisition (i.e. site purchase, hazardous materials mitigation, relocation, etc.) as described in Section F (Accounting for Spent Funds) of this Agreement are limited to actual eligible expenditures. Therefore, the audit report may result in an adjustment (increase or decrease) to the Grant amount based on the final approved expenditures related to site acquisition separate and apart from all other grants.

Modernization: Facilities to be modernized have not been previously modernized with Lease-Purchase Program (commencing with Education Code Section 17000), or School Facility Program funds within 20 years of the last Apportionment for portable classrooms or 25 years of the last Apportionment for permanent classrooms.

(Authority: SFP Regulation Section 1859.60 and 1859.61)

Modernization of Portable Classrooms: If this funding request is for the modernization of portable classrooms eligible for an additional Apportionment pursuant to Education Code Section 17073.15, the Grantee certifies that either:

- i. The Grants will be used to replace the portable classrooms and permanently remove the displaced portables from the classroom use within six months of the filing of the Notice of Completion for the project; or,
- ii. It has provided documentation to the Office of Public School Construction which indicates that modernizing the portable classrooms eligible for an additional Apportionment is better use of public resources than the replacement of these facilities.

(Authority: SFP Regulation Section 1859.78.8)

Modernization or Charter School Facilities Program Rehabilitation: If this request is for modernization or Charter School Facilities Program Rehabilitation funding, the Grantee has received approval of the plans for the project from the California Department of

Office of Public School Construction Application Number: _____

Education and the Division of the State Architect. Plan approval is not required if request is for separate design Apportionment or advance release of funds for design from a Preliminary Charter School Apportionment.

(Authority: Modernization: SFP Regulation Section 1859.81.1; Charter: SFP Regulation Section 1859.163)

Seismic Mitigation Program Rehabilitation or Facility Hardship Rehabilitation:

The Grantee agrees that the scope of this Project is the minimum work necessary to obtain approval by the Division of the State Architect and/or the federal, state, or local governmental entity with authority over of the work being performed to mitigate the

(health and safety or seismic) threat.

The Project must have an industry specialist report to substantiate the _____

(health and safety or seismic) threat and that details the minimum work necessary to mitigate the threat. The report shall be included in this Agreement as Exhibit 7.

The Project must have concurrence by an appropriate governmental agency agreeing with the _____

(health and safety or seismic) threat and the minimum work necessary to mitigate the threat. The report shall be included in this Agreement as Exhibit 8.

The Project must have the approval letter from DSA verifying that the building(s) in the Project qualify as one of the "Most Vulnerable Category 2 Buildings".

The Project must have the approval letter from DSA indicating that the work in the project plans is the minimum work required to mitigate the _____

(health and safety or seismic) threat, which includes any other work triggered by the

(health and safety or seismic) mitigation work and that is required in order to obtain DSA approval. The DSA letter shall be included in this Agreement as Exhibit 4.

Charter:

- i. Facilities to be rehabilitated under the Charter School Facilities Program previously funded with School Facility Program funds meet the requirements of Regulation Section 1859.163.
- ii. The Grantee agrees to submit a Project Information Worksheet pursuant to School Facility Program Regulation Section 1859.104.

Charter- Preliminary Charter School Apportionment:

- i. The Grantee agrees that failure to submit a Final Charter School Apportionment within the timelines prescribed for a Preliminary Charter School Apportionment (four years with a possible one year extension subject to Board

Office of Public School Construction Application Number: _____

approval) shall be cause for rescission of the Preliminary Charter School Apportionment; and,
(Authority: SFP Regulation Section 1859.166)

ii. The Grantee agrees that when the Preliminary Charter School Apportionment is converted to a Final Charter School Apportionment, the funding available for the Final Charter School Apportionment is subject to the provisions of Section 1859.167; and,
(Authority: SFP Regulation Section 1859.167)

iii. The Grantee agrees that the California School Finance Authority must determine that the Grantee is financially sound at the time of the Preliminary Charter School Apportionment, advance release of design and/or site funds, and at the time of conversion to a Final Charter School Apportionment or the Preliminary Charter School Apportionment will be rescinded; and,
(Authority: SFP Regulation Section 1859.163)

iv. The Grantee agrees that in addition to this grant agreement, the Grantee must also enter into the Charter School Agreements.
(Authority: SFP Regulation Section 1859.90.2)

Career Technical Education Facilities Program:

- i. The Grantee has or will receive the necessary approval of the plans and specifications from the Division of the State Architect; and,
- ii. The Grantee has or will receive the necessary approval of the plans and specifications from the California Department of Education; and,
- iii. The Grantee has complied with the Career Technical Education Facilities Program eligibility criteria as outlined in Section 1859.192; and,
- iv. The Grantee understands and agrees that by reserving funds in advance of the approvals from California Department of Education and the Division of the State Architect, the Grantee must submit the necessary approvals and/or Plans and Specifications within one year of apportionment; otherwise the funds will be rescinded without further Board action.

(Authority: SFP Regulation Section 1859.197)

Office of Public School Construction Application Number: _____

E. Receiving an Apportionment and Receiving Funds

1. The Grantee understands and agrees that, pursuant to School Facility Program Regulation Sections 1859.90.2 and 1859.90.3:
 - i. The Grantee shall participate in the priority funding process by submitting a valid priority funding request during a 30-day filing period after being placed on the Unfunded List (Lack of AB 55 Loans) in order to receive an Apportionment in accordance with Regulation Section 1859.90.3.
 - ii. Failure to submit a valid request within the filing period or failure to submit a valid *Fund Release Authorization* (Form SAB 50-05) after the Board approves an Apportionment shall result in an occurrence of non-participation.
 - iii. The Grantee understands and agrees that Grants may not be available for this Project after the Grantee has submitted a valid priority funding request. When a Grantee submits a valid priority funding request and Grants are not available, the Grantee shall not be charged with an occurrence of non-participation.
 - iv. The Grantee agrees that it will continue to submit valid priority funding requests until it receives an Apportionment.
 - v. After the second occurrence of non-participation, the funding for the Project shall be rescinded without further action by the Board.

2. Any Grants provided to Grantee under this Agreement will be disbursed upon receipt of a complete Fund Release Application, and shall not exceed \$_____ except for _____ (site-related exceptions)

(Authority: Education Code Sections 17072.13, 17072.14, and 17072.18)

3. Supplementary documentation submitted with a Fund Release Application must include documentation that proves the following:
 - i. The Grantee has entered into a binding contract(s) for at least 50 percent of the construction included in the plans and specification applicable to this Project.
 - ii. Notice to Proceed dates.
 - iii. For Career Tech projects where the Grantee received an apportionment without needing Division of State Architect approval, evidence of Division of the State Architect approval date.

(Authority: Form SAB 50-05 certifications)

4. If the Office of Public School Construction finds that the Fund Release Application is incomplete, inadequate or inaccurate, it will notify the Grantee that the Grantee has ten (10) business days to address the issue(s). If the issue(s) has not been addressed after ten (10) business days, the Office of Public School Construction will consider the submittal to be invalid and the request will be returned to the Grantee, which will result in an occurrence of non-participation as described in (1.)(ii) above. The Grantee will not receive Grants at that time. Furthermore, any penalties imposed on the Grantee by a contractor, or other consequence, because of delays in payment will be paid by the Grantee and is not reimbursable under this Agreement.

(Authority: proposed amendment to School Facility Program Regulations)

Office of Public School Construction Application Number: _____

F. Accounting for Spent Funds

1. For purposes of completing the Expenditure Reports required pursuant to Education Code Section 17076.10, over the course of the project, the Grantee shall maintain a general ledger at a Project-specific level that includes fund, resource, project year, goal, function, and object codes for all expenditures for the Project, including furniture and equipment, as they are described in the *California School Accounting Manual, Procedure 301: Overview of the Standardized Accounting Code Structure and Procedure 345: Illustrations Using Account Code Structure*.
(Authority: Education Code Section 17076.10)

2. Annual Expenditure Reports
Pursuant to Education Code 17076.10, beginning 12 months from the latest fund release, and continuing annually for a period of up to <three or four> years after the latest fund release, as described in SFP Regulation Section 1859.104, the Grantee shall submit an Expenditure Report to the Office of Public School Construction.

3. Substantial Progress Compliance Reviews

i. Pursuant to Education Code Section 17076.10, the Grantee shall be subject to a substantial progress review by the Office of Public School Construction under this Agreement with respect to all matters connected with this Agreement. The Grantee shall provide substantial progress documentation 18 months from the latest fund release, if requested by the Office of Public School Construction. The Office of Public School Construction will consider the requirements of substantial progress met if the Grantee submits its Expenditure Report for a completed project up to 18 months from the latest fund release. The Office of Public School Construction must notify the Grantee within 60 days of receiving the documentation if a review and analysis of the information will be conducted.

(Authority: SFP Regulation Section 1859.105)

ii. For Grantees That Have Received Grants for Construction:

The substantial progress documentation required shall include evidence that either 75 percent of the site development work is complete, or 90 percent of the building work is under contract, or 50 percent of all construction activities are complete.

(Authority: School Facility Program Regulation Section 1859.105)

The documentation that the Grantee shall provide if requested by the Office of Public School Construction shall include, but is not limited to:

- a) The fund source indicated, for each project cost,
- b) Assessor's parcel number, for site acquisition costs,
- c) Qualification Appraisal(s) for Architect/Engineer/Construction Manager,
- d) Architect/Engineer/Construction Management Agreement(s),
- e) Evidence the Grantee has met Disabled Veteran Business Enterprise contractual requirements,
- f) Construction Contract Agreements to date,

Office of Public School Construction Application Number: _____

- g) Construction Bid Summaries,
- h) Construction Delivery Method,
- i) Project expenditures, to date, submitted on Detailed Listing of Project Expenditures (DLOPE) worksheet or in an equivalent format [the Office of Public School Construction will review expenditure totals for purposes of determining compliance with substantial progress requirements but will not review expenditures to determine eligibility under the program (this will be done by the local auditor)],
- j) General ledger report that details project expenditures to date
- k) Submittal of written policy and procedures that documents processes for accounting of School Facility Program project activities.
- l) Construction schedule of values or Continuation Sheet
- m) Project cost estimate

(Authority: Education Code Section 17071.10 and SFP Regulation Section 1859.105)

iii. For Grantees That Have Received Advanced Financial Hardship Site Grants or Environmental Hardship Grants:

The documentation that the Grantee shall provide if requested by the Office of Public School Construction shall include, but is not limited to:

- a) The final site appraisal,
- b) The California Department of Education final approval letter, evidence of the completion of any and all California Environmental Quality Act requirements
- c) Final escrow instructions or evidence the Grantee has filed condemnation proceedings including intent to request an order of possession of the site, as applicable.

(Authority: SFP Regulation Section 1859.105 or 1859.105.1, as applicable)

iv. For Grantees That Have Received Advanced Financial Hardship Grants for Design: The documentation that the Grantee shall provide if requested by the Office of Public School Construction shall include, but is not limited to:

- a) An Approved New Construction or Modernization Adjusted Grant Application; or,
- b) A certification that the final building plans have been submitted to and accepted by the Division of the State Architect for review and approval.

(Authority: SFP Regulation Section 1859.105)

v.

- a) Should the Office of Public School Construction determine that the Grantee has not made substantial progress towards project completion, it will inform the Grantee of its findings and advise the Grantee to cease and desist all spending of Grants. If no Grants have been expended by the Grantee, then the Office of Public School Construction will recommend to the Board that the project be rescinded.
- b) If Grants have been expended by the Grantee, then
 - I. The Project shall be subject to an audit pursuant to Section 41024 of the Education Code and the applicable provisions outlined in Section (F)(4) of

Office of Public School Construction Application Number: _____

this Agreement. The audit shall identify Grants expended in accordance with program requirements and the amount of any unspent Grants and the amount of any Ineligible Expenditures.

- II. Once the amount of unspent Grants has been determined in the audit report described in (i) to be repaid and the Grantee repays the Grants, the Office of Public School Construction shall take an item to the State Allocation Board make a corresponding baseline eligibility adjustment, when applicable.

(Authority: SFP Regulation Section 1859.105)

4. Final Project Audit

The Grantee understands and agrees to the following:

- i. Upon Project completion pursuant to SFP Regulation Section 1859.104, the Office of Public School Construction will notify the Grantee, the Grantee's County Office of Education, and the State Controller's Office that the Grantee is subject to an audit of the Project by a local auditor that is in accordance with the Guide for Annual Audits of K-12 Local Education Agencies and State Compliance Reporting. The Grantee shall provide Project documentation, if requested by the local auditor.

[Authority: proposed amendment to School Facility Program Regulation Section 1859.104(a)]

- ii. Project documentation that the Grantee shall provide when requested by the local auditor, for the purposes of the audits described in Education Code Section 41024, shall include, but is not limited to:
 - a) Proof of acreage purchased
 - b) Proof of site costs and adjusted site grants, where applicable
 - c) Copy of Form SAB 50-04
 - d) Copy of SAB Board item(s) (Approval of project Apportionment)
 - e) DSA Approval Letter
 - f) Final CDE Approval Letter
 - g) Architect Final Billing
 - h) Proof of Routine Restricted Maintenance Account Deposit or documentation demonstrating district's facilities maintenance are in good repair
 - i) Project-specific accounting records, such as a general ledger, as described in Spending Funds (Section F, paragraph 1), for all sources of funding
 - j) Final construction billing and invoices,
 - k) Any and all change orders
 - l) Proof of date of occupancy
 - m) If the Grantee's matching funds have already been expended for this Project or have been deposited in the County School Facility Fund, the Grantee shall provide accounting records, such as a general ledger, for all sources of funding, verifying those previous expenditures or deposits. If the matching funds have been or will be spent from a Certificate of Participation (COP), then the Grantee shall indicate the fund that the proceeds from the COP were originally deposited

Office of Public School Construction Application Number: _____

into or will be deposited into. The Grantee shall also include a copy of the COP booklet. Providing the official notice of intent to sell bonds may be provided to prove that the Grantee will expend the Grants prior to the time the project is completed. If the Grantee has funds from another source not listed here, the Grantee shall provide the accounting records, such as a general ledger verifying the expenditures and deposits.

(Authority: Education Code Section 17076.10 and SFP Regulation Section 1859.106)

- iii. During the local auditor's audit and/or upon completion of the audit report, the Grantee understands and agrees that its Expenditure Report is final and may not be subsequently adjusted or amended. Should the audit report determine that the Grantee spent Grants on Ineligible Expenditures, the local auditor will inform the California Department of Education of the amount of the Ineligible Expenditure and the amounts will be paid as described in Section 41024 of the Education Code. The penalty amount will be limited to the proportionate percentage of Grants and Financial Hardship Grants. Grantees will not be required to provide the state with penalty payments related to the amount of their matching funds. Ineligible Expenditures funded by Grants will not be considered Savings.

(Authority: Education Code Sections 17070.63(c), 17076.10, and 41024; SFP Regulation Section 1859.106)

- iv. The Grantee shall provide its Expenditure Report for a completed project, and any and all audit reports, to the Office of Public School Construction, pursuant to Education Code Section 17076.10, including the audits of Savings.

- v. The Grantee shall also provide site access to the Office of Public School Construction and the local auditor to determine if the project work is in accordance with the Board-approved project scope, including a final inspection upon project completion.

(Authority: Education Code Section 17076.10)

5. Savings Audit(s)

Grantees may retain Savings for expenditure for other high priority Capital Outlay with the exception of when:

- (1) Participating in the Charter School Facilities Program, or
- (2) Participating in the Career Technical education Facilities Program, or
- (3) Needing a site adjustment, or
- (4) Receiving Financial Hardship Grants.

(Authority: Education Code Section 17070.63 and SFP Regulation Section 1859.103)

The Grantee understands and agrees to the following:

- i. Upon the Grantee declaring Savings pursuant to SFP Regulation Section 1859.103, the Office of Public School Construction may notify the Grantee, the Grantee's County Office of Education, and the State Controller's Office, that the Grantee is subject to annual audits of the Savings by a local auditor that is in accordance with the Guide for

Office of Public School Construction Application Number: _____

Annual Audits of K-12 Local Education Agencies and State Compliance Reporting until the Grantee has expended all Savings. The Grantee shall provide documentation related to the use of Savings, when requested by the local auditor.

[Authority: proposed amendment to School Facility Program Regulation Section 1859.104(a)]

- ii. Savings documentation that the Grantee shall provide when requested by the local auditor, for the purposes of the audits described in Education Code Section 41024, shall include, but is not limited to:
 - a) The Grantee's Savings declaration (i.e. final expenditure report) to the Office of Public School Construction, and
 - b) Project-specific accounting records, such as a general ledger, as described in Spending Funds (Section F, paragraph 1), and
 - c) General ledger report verifying that the savings has been deposited to county school facilities fund and detail verifying the expenditure of the funds for high priority capital outlay, and
 - d) Construction billing and related invoices.

(Authority: Education Code Section 17076.10 and SFP Regulation Section 1859.106)

- iii. The Grantee understands and agrees that its Savings expenditure reports submitted to the local auditor are final and may not be subsequently adjusted or amended. Should the audit report determine that the Grantee spent Savings on Ineligible Expenditures, the local auditor will inform the California Department of Education of the amount of the Ineligible Expenditure and the amounts will be paid as described in Section 41024 of the Education Code. The penalty amount will be limited to the Savings. Grantees will not be required to provide the state with penalty payments related to the amount of their matching funds.

(Authority: Education Code Sections 17070.63(c), 17076.10, and 41024; SFP Regulation Section 1859.106)

- iv. The Grantee shall provide its Savings expenditure reports and any and all audit reports, to the Office of Public School Construction, pursuant to Education Code Section 17076.10.

- v. The Grantee shall also provide site access to the Office of Public School Construction and the local auditor to determine if the project work is in accordance with eligible uses of Savings.

(Authority: Education Code Section 17076.10)

6. Site Adjustments

Should the audit report determine that the amount of Grants received for site acquisition requires adjustment, then, upon receipt of the audit, the Office of Public School Construction will present the project to the State Allocation Board for an adjustment to the project Apportionment, in accordance with Education Code Section 41024 (c)(2)(A).

Office of Public School Construction Application Number: _____

7. Charter School Facilities Program and Career Technical Education Facilities Program
Unspent Grants, plus Interest

Should the audit report determine that the Grantee completed either the Charter Schools Facilities Program Project or the Career Technical Education Facilities Program without using all the Grants provided for eligible expenditures, the repayment of amounts found to be unspent shall be consistent with Education Code Section 41024 (c)(2)(A).

8. Financial Hardship

Should the audit report determine that there are Unspent Financial Hardship Grants, then the Grantee agrees to either (1) repay the unspent Financial Hardship Grants or (2) use the unspent Financial Hardship Grants on a future project(s), provided the Grantee qualifies for Financial Hardship Grants when it applies for funding for the future project(s).

- i. Upon receipt of the audit report, the Office of Public School Construction will notify the Grantee to determine whether the Grantee will repay the unspent Financial Hardship Grants immediately or use them for a future project(s). The Grantee will have 30 days to respond to the request.
- ii. If the Grantee intends to use unspent Financial Hardship Grants on a future project(s), it must do so within three years of the audit report's determination that not all Financial Hardship Grants were expended for this Project or from the date that savings was declared by the Grantee, whichever comes first. Failure to use unspent Financial Hardship Grants on a future project(s) within that time will result in the Grantee repaying the unspent amount plus interest.

(Authority: Education Code Section 41024)

Office of Public School Construction Application Number: _____

G. Advisory Listing Detailing Common Eligible Project Expenditures

Project expenditures not listed in this document will not be considered eligible for funding under the School Facility Program.

For project expenditures to be considered eligible they must be spent in accordance with this Agreement, program certifications, and applicable state laws and regulations governing the School Facility Program (SFP) in effect as of the date of this Agreement. Project expenditures must:

- Be within the scope of the project as certified on the *Application for Funding* (Form SAB 50-04) and approved by the State Allocation Board (SAB);
- Be substantiated with contracts, invoices, final billings, and verification of payment of eligible expenditures;
(Authority: *Education Code Section 41024(b)(2)*)
- Be expended or encumbered prior to the deadline to complete the project.
(Authority: *Education Code Section 17076.10 and SFP Regulation 1859.104*);
- Hard construction costs must equal 60 percent of the total project funding (excluding site grants), which is state and district matching share, or the district will need to provide verification that the scope of the project has been completed.
(Authority: *Form SAB 50-04 certifications*)

In addition to the general expenditure eligibility requirements, allowable project expenditures for specified program grants or cost categories are as follows:

Office of Public School Construction Application Number: _____

**1. New Construction - Separate Apportionment for Design Costs
 Or Adjusted Grant
 Charter Schools Facilities Program - Separate Apportionment for Design Costs
 Or Adjusted Grant
 Common Eligible Project Expenditures**

DESIGN COSTS		
	Type of Expenditure	Authority
a.	Advertising for Construction Bids	Ed. Code Section 17072.35
b.	Architect's Fee for Plans	
c.	CDE Plan Check Fee	
d.	California Environmental Quality Act (CEQA) Associated Costs	SFP Reg. Section 1859.105
e.	Consultant Fees – specific to SFP project(s) (prorate if necessary)	Ed. Code Section 17072.35*
f.	Division of the State Architect (DSA) Plan Check Fee	Ed. Code Section 17072.35
g.	Energy Analysis Fee	Ed. Code Section 17072.35*
h.	Legal Fees associated with: <ul style="list-style-type: none"> • The review of the SFP project-related lease agreements. • The review of the SFP project-related contracts between districts and contractors, architects, construction managers or engineers. • The review of the SFP project-related bid documents and bid responses. 	
i.	Local Agency Plan Check Fees	Ed. Code Section 17072.35
j.	Preliminary Site Tests	
k.	Engineering Fees	

*These costs are recognized as components of allowable costs pursuant to EC Section 17072.35, and may be included as allowable expenditures under the New Construction program.

Office of Public School Construction Application Number: _____

**2. New Construction - Separate Apportionment for Site Acquisition Costs
 Charter Schools Facilities Program - Separate Apportionment for Site Acquisition
 Costs
 Common Eligible Project Expenditures**

	Type of Expenditure	Authority
Site Acquisition		
a.	Purchase Price of Property – provided site was not previously funded under Lease-Purchase Program or School Facility Program. Eligible purchase expenditure is the lesser of the appraised value (submitted within six months of a complete Form SAB 50-04) or actual purchase price.	Ed. Code Sections 17072.12, 17072.35 & SFP Reg. Section 1859.74
Site (Other) (4 % Allowance)		
b.	Appraisal Fees	Ed. Code Section 17072.35 & SFP Reg. Sections 1859.74, 1859.74(2) or 1859.74(3), as appropriate
c.	Escrow Fees	
d.	Legal Fees associated with: <ul style="list-style-type: none"> • The review of site acquisition documents • Site condemnation or relocation proceedings. • The review of the SFP project-related lease agreements. 	
e.	Litigation costs not to exceed the total SFP project funding Apportionment.	
f.	Preparation of POESA and PEA when required by the Department of Toxic Substances Control.	
g.	Survey Costs	
DTSC Fees		

Office of Public School Construction Application Number: _____

	Type of Expenditure	Authority
h.	DTSC Phase One Environmental Site Assessment (POESA) fees, Preliminary Environmental/ Endangerment Assessment (PEA) fees, and Response Action costs paid to the Department of Toxic Substances Control.	Ed. Code Sections 17072.13 & 17072.35
Hazardous Waste Removal		
i.	CEQA expenditures as long as they are not for services rendered by district personnel.	
j.	Hazardous waste removal costs - only when associated with a Department of Toxic Substances Control issued determination of a need for a Remedial Action Plan, Removal Action Work Plan or Supplemental Site Investigation Plan to address necessary cleanup. Including: <ul style="list-style-type: none"> • Expenses for Remedial Action Plan and/or Removal Action Work Plan if acted upon. • Expenses for public participation if Remedial Action Plan and/or Removal Action Work Plan acted upon. • Expenses for Supplemental Site Investigation with a Remedial Action Plan and/or Removal Action Work Pla • Expenses for Voluntary Cleanup Agreement and/or School Cleanup Agreement 	Ed. Code Sections 17072.13 & 17072.35
Relocation Assistance		
k.	Relocation Assistance – as long as expenditures conform to Title 25, CCR, Section 6000. This includes expenditures for the following: <ul style="list-style-type: none"> • Residential Tenant Occupant Moving expenses Rental Assistance – payment not to exceed \$5,250 	Ed. Code Sections 17072.13, 17072.35 & CA Code of Reg., Title 25, Section 6000

Office of Public School Construction Application Number: _____

	Type of Expenditure	Authority
	<p>Last Resort Housing</p> <ul style="list-style-type: none"> • Residential Owner Occupant Moving expenses Replacement Housing – Not to exceed \$25,500 • Business • Moving expenses – In addition, a displaced business owner may file a claim for the following: <p>The cost directly related to modifying machinery, equipment, or other personal property to adopt it to the new site. The cost of any license, permit, or certification to reestablish a business at a new location</p> <p>The reasonable cost of any professional services necessary for planning the move, moving the property, or installation of property at the replacement site.</p> <p>When an item is not moved but replaced with a comparable item, reimbursement shall be the lessor of replacement cost or estimated cost of moving by professional mover.</p> <ul style="list-style-type: none"> • Losses of Tangible Personal Property • Searching for a Replacement Site • Re-establishment Expenses • In Lieu Payments - Any displaced person who moves or discontinues their business may elect to receive a fixed relocation payment :in lieu” of moving, losses of tangible property, searching, and reestablishment costs. 	

Office of Public School Construction Application Number: _____

**3. New Construction - Adjusted Grant
 Charter Schools Facilities Program - Adjusted Grant
 Common Eligible Project Expenditures**

CONSTRUCTION COSTS		
	Type of Expenditure	Authority
a.	Construction Management Fees	Ed. Code Section 17072.35
b.	Building Construction Costs – Including: <ul style="list-style-type: none"> • Foundations • Structures • Exterior & Interior Finishes • Fittings & Fixtures • Plumbing • Electrical • Mechanical 	
c.	Construction Security (Campus Security and administrative overhead – not eligible)	Ed. Code Section 17072.35*
d.	Construction Tests	Ed. Code Section 17072.35
e.	Costs incurred to initiate, enforce and maintain a LCP, which may include school district “third party providers” costs, district’s own Force Account labor costs, or construction manager costs.	Labor Code Section 1771.1(a) & (b) & SFP Reg. Section 1859.79.2
f.	Force Account Labor – complies with the Public Contract Code and is specific to the project, adhering to the following criteria outlined in Section 20114: <ul style="list-style-type: none"> • For school districts with an average daily attendance less than 35,000, the total number of hours on the job does not exceed 350 hours • For school districts with an average daily attendance of 35,000 or greater, the total number of hours on the job does not exceed 750 hours or when the cost of material does not exceed \$21,000. • Must be work that involves a skilled trade. 	PCC Section 201114

Office of Public School Construction Application Number: _____

CONSTRUCTION COSTS		
	Type of Expenditure	Authority
	To be eligible must be supported by time cards or time logs.	
g.**	General Site Development within school property lines (Including but not limited to): <ul style="list-style-type: none"> • Finish Grading • Roads and Driveways • Sidewalks, stairs, & Ramps • Parking Area • Curbs and Gutters • Turfed/Paved Play Area • Playground Equipment • Surface Drains & Play Area • V-Gutters at Parking Lot • Landscaping & Irrigation System • Site Lighting • Fencing & Outdoor Walls 	SFP Reg. Section 1859.76(d)
h.	Inspections – For services provided during construction of project.	Ed. Code Section 17072.35
i.**	Off-Site Development costs on up to two immediately adjacent sides of the site (see SFP Regulation Section 1859.76(b) for detail). Including: <ul style="list-style-type: none"> • Curbs & Gutters • Sidewalks • Street Light, Planting Areas, Street Signs, Traffic Signals, Etc., Mandated by Local Ordinances • Special District Fees • Storm Drains to Point of Connection • Safety Paths 	SFP Reg. Section 1859.76(b)
j.**	Service Site Development costs within school property lines (see SFP Regulation Section 1859.76(a) for detail). Including: <ul style="list-style-type: none"> • Site Clearance 	SFP Reg. Section 1859.76(a)

Office of Public School Construction Application Number: _____

CONSTRUCTION COSTS		
	Type of Expenditure	Authority
	<ul style="list-style-type: none"> • Demolition • Rerouting Utility Lines • Rough Grading • Soil Compaction • Storm Drains • Erosion Control • Outside Stairs & Retaining Walls • Relocation of Existing Portables • Fire Code Requirements • Multi-Level Parking 	
k.**	Utility Service costs associated with the CDE approved site size that are necessary to serve the master planned capacity of the site (see SFP Regulation Section 1859.76(c) for more information) as follows: <ul style="list-style-type: none"> • Water • Sewage • Gas • Electric • Communication systems 	SFP Reg. Section 1859.76(c)
l.	Furniture and Equipment that meet all of the criteria as described in Government Code Section 16727 and the California School Accounting Manual (CSAM), Procedure 770 as follows: <ul style="list-style-type: none"> • Lasts more than two years. • It is typically repaired rather than replaced. • It is an independent unit (rather than being incorporated into another unit item). • The cost of tagging and inventory is a small percentage of the item cost. <p>It exceeds the minimum dollar value of capitalization threshold established by the local educational agency, but in no case should the threshold be less than \$5,000. The following</p>	Ed. Code Section 17072.35 & CSAM Procedure 770

Office of Public School Construction Application Number: _____

CONSTRUCTION COSTS		
	Type of Expenditure	Authority
	types of furniture and equipment are examples that would be eligible if they met the criteria for CSAM Procedure 770: <ul style="list-style-type: none"> • Projectors • Smart Boards • Freezers – Only if used to provide food service to all students • Refrigerators – Only if used to provide food service to all students • Stoves – Only if used to provide food service to all students • Exercise equipment – Only if used by all students 	
m.	Furniture and Equipment: <ul style="list-style-type: none"> • Desks • Chairs • Built-in Storage • Cabinets • Window Coverings • White/Chalk Boards • Library Books 	Ed. Code Section 17072.35
n.	Demolition Costs	Ed. Code Section 17072.35
o.	Interim Housing – only eligible if new construction additions are to an existing site where classrooms temporarily are inaccessible or unsafe to house students during construction.	Ed. Code Section 17072.35*

*These costs are recognized as components of allowable costs pursuant to EC Section 17072.35, and may be included as allowable expenditures under the New Construction program.

**Eligible expenditures in these sections may exceed the amounts requested on the Funding Application.

Office of Public School Construction Application Number: _____

**4. Modernization - Separate Apportionment for Design Costs
 Or Adjusted Grant
 Common Eligible Project Expenditures**

DESIGN COSTS		
	Type of Expenditure	Authority
a.	Advertising for Construction Bids	Ed Code Section 17074.25
b.	Architect's Fee for Plans	
c.	CDE Plan Check Fee	
d.	California Environmental Quality Act (CEQA) Associated Costs	SFP Reg. Section 1859.105
e.	Consultant Fees – specific to SFP project(s) (prorate if necessary)	Ed Code Section 17074.25*
f.	Division of the State Architect (DSA) Plan Check Fee	Ed Code Section 17074.25
g.	Energy Analysis Fee	Ed Code Section 17074.25*
h.	Legal Fees associated with: <ul style="list-style-type: none"> • The review of the SFP project-related lease agreements. • The review of the SFP project-related contracts between districts and contractors, architects, construction managers or engineers. • The review of the SFP project-related bid documents and bid responses. 	
i.	Local Agency Plan Check Fees	Ed Code Section 17074.25
j.	Preliminary Site Tests	
k.	Engineering Fees	

*These costs are recognized as components of allowable costs pursuant to EC Section 17074.25, and may be included as allowable expenditures under the Modernization program.

Office of Public School Construction Application Number: _____

**5. Modernization - Adjusted Grant
 Common Eligible Project Expenditures**

CONSTRUCTION COSTS		
	Type of Expenditure	Authority
a.	Construction Management Fees	Ed Code Section 17074.25
b.	Building Construction Costs – Including: <ul style="list-style-type: none"> • Foundations • Structures • Exterior & Interior Finishes • Fittings & Fixtures • Plumbing • Electrical • Mechanical 	
c.	Construction Security (Campus Security not eligible and administrative overhead not eligible)	Ed Code Section 17074.25*
d.	Construction Tests	Ed Code Section 17074.25
e.	Costs incurred to initiate, enforce and maintain a LCP, which may include school district “third party providers” costs, district’s own Force Account labor costs, or construction manager costs.	Labor Code Section 1771.1(a) & (b) & SFP Reg. Section 1859.79.2
f.	Force Account Labor – complies with the Public Contract Code and is specific to the project, adhering to the following criteria outlined in Section 20114: <ul style="list-style-type: none"> • For school districts with an average daily attendance less than 35,000, the total number of hours on the job does not exceed 350 hours • For school districts with an average daily attendance of 35,000 or greater, the total number of hours on the job does not exceed 750 hours or when the cost of material does not exceed \$21,000. • Must be work that involves a skilled trade. <p>To be eligible must be supported by time cards or time logs.</p>	PCC Section 20114

Office of Public School Construction Application Number: _____

CONSTRUCTION COSTS		
	Type of Expenditure	Authority
g.	Inspections – For services provided during construction of the project.	Ed Code Section 17074.25
h.**	Utility Services – Only if approved for fifty years or older permanent building Modernization project (see SFP Regulation Section 1859.78.7).	Ed Code Section 17074.25 & SFP Reg. Section 1859.78.7
i.	<p>Furniture and Equipment that meet all of the criteria as described in the California School Accounting Manual (CSAM), Procedure 770 as follows:</p> <ul style="list-style-type: none"> • Lasts more than one year. • It is typically repaired rather than replaced. • It is an independent unit (rather than being incorporated into another unit item). • The cost of tagging and inventory is a small percentage of the item cost. <p>It exceeds the minimum dollar value of capitalization threshold established by the local educational agency. The following types of furniture and equipment are examples that would be eligible if they met the criteria for CSAM Procedure 770:</p> <ul style="list-style-type: none"> • Projectors • Smart Boards • Freezers – Only if used to provide food service to all students • Refrigerators – Only if used to provide food service to all students • Stoves – Only if used to provide food service to all students • Exercise equipment – If used by all students 	Ed Code Section 17074.25 & CSAM Procedure 770
j.	<p>Furniture and Equipment:</p> <ul style="list-style-type: none"> • Desks • Chairs • Built-in Storage 	Ed Code Section 17074.25

Office of Public School Construction Application Number: _____

CONSTRUCTION COSTS		
	Type of Expenditure	Authority
	<ul style="list-style-type: none"> • Cabinets • White/Chalk Boards • Library Books 	
k.	Demolition Costs – the cost must be attributable to replacement of “like kind” building area (see SFP Regulation Section 1859.79.2(a)).	Ed Code Section 17074.25
l.	Interim Housing	Ed Code Section 17074.25*
m.	Removal of hazardous waste from a modernization project the DTSC has declared unsafe which does not exceed ten percent of the total modernization Apportionment.	SFP Reg. Section 1859.74.2(c)

*These costs are recognized as components of allowable costs pursuant to EC Section 17074.25, and may be included as allowable expenditures under the Modernization program.

**Eligible expenditures in these sections may exceed the amounts requested on the Funding Application.

Office of Public School Construction Application Number: _____

**6. Career Technical Education Facilities Program - New Construction
 Common Eligible Project Expenditures**

To be considered eligible, a cost must be part of the detailed project cost estimate approved by Office of Public School Construction.

PLANNING COSTS		
	Type of Expenditure	Authority
a.	Advertising for Construction Bids	Ed Code Section 17078.72(a) & SFP Reg. Section 1859.193(a)&(b)
b.	Architect's Fee for Plans	
c.	CDE Plan Check Fee	
d.	California Environmental Quality Act (CEQA) Associated Costs	Ed Code Section 17078.72(a) & SFP Reg. Section 1859.193(a)&(b)
e.	Consultant Fees – specific to SFP project (prorate if necessary)	
f.	Division of the State Architect (DSA) Plan Check Fee	Ed Code Section 17078.72(a) & SFP Reg. Section 1859.193(a)&(b)
g.	Energy Analysis Fee	Ed Code Section 17078.72(a) & SFP Reg. Section 1859.193(a)&(b)
h.	Legal Fees associated with: <ul style="list-style-type: none"> • The review of the SFP project-related lease agreements. • The review of the SFP project-related contracts between districts and contractors, architects, construction managers or engineers. • The review of the SFP project-related bid documents and bid responses. 	
i.	Local Agency Plan Check Fees	Ed Code Section 17078.72(a) & SFP Reg. Section 1859.193(a)&(b)
j.	Preliminary Site Tests	

Office of Public School Construction Application Number: _____

ENGINEERING COSTS		
Type of Expenditure		Authority
k.	Engineering Fees	Ed Code Section 17078.72(a) & SFP Reg. Section 1859.193(a)&(b)

CONSTRUCTION COSTS		
Type of Expenditure		Authority
i.	Construction Management Fees	
m.	Building Construction Costs	
n.	Construction Security (Campus Security not eligible and administrative overhead – not eligible)	Ed Code Section 17078.72(a) & SFP Reg. Section 1859.193(a)&(b)
o.	Construction Tests	Ed Code Section 17078.72 & SFP Reg. Section 1859.193(a)&(b)
p.	Costs incurred to initiate, enforce and maintain a LCP, which may include school district “third party providers” costs, district’s own Force Account labor costs, or construction manager costs.	Labor Code Section 1771.1(a) & (b) & SFP Reg. Section 1859.193(a)(4) & (b)(5)
q.	Energy Conservation Costs	Ed Code Section 17078.72(a)
r.	Force Account Labor – complies with the Public Contract Code and is specific to the project, adhering to the following criteria outlined in Section 20114: <ul style="list-style-type: none"> • For school districts with an average daily attendance less than 35,000, the total number of hours on the job does not exceed 350 hours • For school districts with an average daily attendance of 35,000 or greater, the total 	PCC Section 20114

Office of Public School Construction Application Number: _____

	<p>number of hours on the job does not exceed 750 hours or when the cost of material does not exceed \$21,000.</p> <ul style="list-style-type: none"> • Must be work that involves a skilled trade. <p>To be eligible must be supported by time cards or time logs.</p>	
s.**	<p>General Site Development (<i>Not allowed as part of Career Technical Educational Facilities Project included in a New Construction Grant</i>) within school property lines (Including but not limited to):</p> <ul style="list-style-type: none"> • Finish Grading • Roads and Driveways • Sidewalks, stairs, & Ramps • Parking Area • Curbs and Gutters • Turfed/Paved Play Area • Playground Equipment • Surface Drains & Play Area • V-Gutters at Parking Lot • Landscaping & Irrigation System • Site Lighting • Fencing & Outdoor Walls 	<p>Ed Code Section 17078.72 & SFP Reg. Section 1859.193(a)&(b)</p>
t.	<p>Inspections</p>	
u.**	<p>Off-Site Development costs on up to two immediately adjacent sides of the site (<i>Not allowed as part of Career Technical Educational Facilities Project included in a New Construction Grant</i>) (see SFP Regulation Section 1859.76(b) for detail). Including:</p> <ul style="list-style-type: none"> • Curbs & Gutters • Sidewalks • Street Light, Planting Areas, Street Signs, Traffic Signals, Etc., Mandated by Local Ordinances • Special District Fees • Storm Drains to Point of Connection • Safety Paths 	
v.**	<p>Service Site Development (<i>Not allowed as part of Career Technical Educational Facilities Project included in a New Construction Grant</i>) costs within school property lines (see SFP Regulation Section</p>	<p>SFP Reg. Section 1859.193(a)&(b)(3)</p>

Office of Public School Construction Application Number: _____

	1859.76(a) for detail). Including: <ul style="list-style-type: none"> • Site Clearance • Demolition • Rerouting Utility Lines • Rough Grading • Soil Compaction • Storm Drains • Erosion Control • Outside Stairs & Retaining Walls • Relocation of Existing Portables • Fire Code Requirements • Multi-Level Parking 	
w.**	Utility Service costs associated with the CDE approved site size that are necessary to serve the master planned capacity of the site – Prorated, if necessary for any excess capacity not needed by a Career Technical Education Facilities Program project <i>(Not allowed as part of Career Technical Educational Facilities Project included in a New Construction Grant)</i> (see SFP Regulation Section 1859.76(c) for more information) as follows: <ul style="list-style-type: none"> • Water • Sewage • Gas • Electric • Communication systems 	SFP Reg. Section 1859.193(a)&(b)(4)
x.	Equipment expenditures for Career Technical Education Facilities Program projects – as approved by the California Department of Education (CDE). The CDE approved equipment list must be submitted with the application for funding and later approved by the SAB. Equipment must also have an average life expectancy of at least 10 years.	Approved by CDE & Ed Code Section 17078.72(a)

**Eligible expenditures in these sections may exceed the amounts requested on the Funding Application.

Office of Public School Construction Application Number: _____

**7. Career Technical Education Facilities Program - Modernization
 Common Eligible Project Expenditures**

To be considered eligible, a cost must be part of the detailed project cost estimate approved by the Office of Public School Construction.

	Type of Expenditure	Authority
a.	Advertising for Construction Bids	Ed Code Section 17078.72(a) & SFP Reg. Section 1859.193(c)
b.	Architect's Fee for Plans	
c.	CDE Plan Check Fee	
d.	California Environmental Quality Act (CEQA) Associated Costs	Ed Code Section 17078.72(a) & SFP Reg. Section 1859.193(c)
e.	Consultant Fees – specific to SFP project (prorate if necessary)	Ed Code Section 17078.72(a) & SFP Reg. Section 1859.193(c)
f.	Division of the State Architect (DSA) Plan Check Fee	Ed Code Section 17078.72(a) & SFP Reg. Section 1859.193(c)
g.	Energy Analysis Fee	Ed Code Section 17078.72(a) & SFP Reg. Section 1859.193(c)
h.	Legal Fees associated with: <ul style="list-style-type: none"> • The review of the SFP project-related lease agreements. • The review of the SFP project-related contracts between districts and contractors, architects, construction managers or engineers. • The review of the SFP project-related bid documents and bid responses. 	
i.	Local Agency Plan Check Fees	
j.	Preliminary Site Tests	
k.	Engineering Fees	Ed Code Section 17078.72(a) & SFP Reg. Section 1859.193(c)
l.	Construction Management Fees	
m.	Building Construction Costs	
n.	Construction Security (Campus Security not eligible and administrative overhead – not eligible)	Ed Code Section 17078.72(a) & SFP Reg. Section

Office of Public School Construction Application Number: _____

	Type of Expenditure	Authority
		1859.193(c)
o.	Construction Tests	Ed Code Section 17078.72(a) & SFP Reg. Section 1859.193(c)
p.	Costs incurred to initiate, enforce and maintain a LCP, which may include school district “third party providers” costs, district’s own Force Account labor costs, or construction manager costs.	Labor Code Section 1771.1(a) & (b) & SFP Reg. Section 1859.193(c)(5)
q.	Energy Conservation Costs	Ed Code Section 17078.72(a) & SFP Reg. Section 1859.193(c)
r.	<p>Force Account Labor – complies with the Public Contract Code and is specific to the project, adhering to the following criteria outlined in Section 20114:</p> <ul style="list-style-type: none"> • For school districts with an average daily attendance less than 35,000, the total number of hours on the job does not exceed 350 hours • For school districts with an average daily attendance of 35,000 or greater, the total number of hours on the job does not exceed 750 hours or when the cost of material does not exceed \$21,000. • Must be work that involves a skilled trade. <p>To be eligible must be supported by time cards or time logs.</p>	PCC Section 20114
s.**	<p>General Site Development within school property lines (Including but not limited to):</p> <ul style="list-style-type: none"> • Finish Grading • Roads and Driveways • Sidewalks, stairs, & Ramps • Parking Area • Curbs and Gutters • Turfed/Paved Play Area 	Ed Code Section 17078.72(a) & SFP Reg. Section 1859.193(c)

Office of Public School Construction Application Number: _____

	Type of Expenditure	Authority
	<ul style="list-style-type: none"> • Playground Equipment • Surface Drains & Play Area • V-Gutters at Parking Lot • Landscaping & Irrigation System • Site Lighting • Fencing & Outdoor Walls 	
t.	Inspections	
u.**	<p>Off-Site Development costs on up to two immediately adjacent sides of the site (see SFP Regulation Section 1859.76(b) for detail). Including:</p> <ul style="list-style-type: none"> • Curbs & Gutters • Sidewalks • Street Light, Planting Areas, Street Signs, Traffic Signals, Etc., Mandated by Local Ordinances • Special District Fees • Storm Drains to Point of Connection • Safety Paths 	Ed Code Section 17078.72(a) & SFP Reg. Section 1859.193(c)
v.**	<p>Service Site Development costs within school property lines (see SFP Regulation Section 1859.76(a) for detail). Including:</p> <ul style="list-style-type: none"> • Site Clearance • Demolition • Rerouting Utility Lines • Rough Grading • Soil Compaction • Storm Drains • Erosion Control • Outside Stairs & Retaining Walls • Relocation of Existing Portables • Fire Code Requirements • Multi-Level Parking 	
w.**	<p>Utility Service costs associated with the CDE approved site size that are necessary to serve the master planned capacity of the site – Prorated, if necessary for any excess capacity not needed by Career Technical Education Facilities Program</p>	SFP Reg. Section 1859.193(c)(4)

Office of Public School Construction Application Number: _____

	Type of Expenditure	Authority
	project (see SFP Regulation Section 1859.76(c) for more information) as follows: <ul style="list-style-type: none"> • Water • Sewage • Gas • Electric • Communication systems 	
x.	Equipment expenditures for Career Technical Education Facilities Program projects – Equipment must have been approved by the California Department of Education (CDE). The CDE approved equipment list must be submitted with the application for funding and later approved by the SAB. Equipment must also have an average life expectancy of at least 10 years.	Approved by CDE & Ed Code Section 17078.72(a)

**Eligible expenditures in these sections may exceed the amounts requested on the Funding Application.

Office of Public School Construction Application Number: _____

**8. Facility Hardship (Non-Seismic) - Replacement
 Separate Apportionment for Design Costs
 Or Adjusted Grant
 Common Eligible Project Expenditures**

Facility Hardship expenditures must be an eligible SFP expenditure to be considered allowable.

Only the minimum work necessary as indicated in the project’s industry specialist report, to mitigate the health and safety issue is eligible. This also includes any other work triggered by the health and safety mitigation work that is required in order to obtain DSA approval, such as required fire and life safety or access compliance work.

Elective work or upgrades outside of the required scope of work done by the District are not eligible for funding.

DESIGN COSTS		
	Type of Expenditure	Authority
a.	Advertising for Construction Bids	Ed. Code Section 17072.35 & SFP Reg. Section 1859.82
b.	Architect’s Fee for Plans	
c.	CDE Plan Check Fee	
d.	California Environmental Quality Act (CEQA) Associated Costs	SFP Reg. Sections 1859.105 & 1859.82
e.	Consultant Fees – specific to SFP project(s) (prorate if necessary)	Ed. Code Section 17072.35* & SFP Reg. Section 1859.82
f.	Division of the State Architect (DSA) Plan Check Fee	Ed. Code Section 17072.35 & SFP Reg. Section 1859.82
g.	Energy Analysis Fee	Ed. Code Section 17072.35* & SFP Reg. Section 1859.82
h.	Legal Fees associated with: <ul style="list-style-type: none"> • The review of the SFP project-related lease agreements. • The review of the SFP project-related contracts between districts and contractors, architects, construction managers or engineers. 	

Office of Public School Construction Application Number: _____

DESIGN COSTS		
	Type of Expenditure	Authority
	<ul style="list-style-type: none"> The review of the SFP project-related bid documents and bid responses. 	
i.	Local Agency Plan Check Fees	Ed. Code Section 17072.35 & SFP Reg. Section 1859.82
j..	Preliminary Site Tests	
k.	Engineering Fees	

*These costs are recognized as components of allowable costs pursuant to EC Section 17072.35, and may be included as allowable expenditures under the New Construction program.

Office of Public School Construction Application Number: _____

**9. Facility Hardship (Non-Seismic) – Replacement
 Separate Apportionment for Site Acquisition Costs
 Common Eligible Project Expenditures**

Facility Hardship expenditures must be an eligible SFP expenditure to be considered allowable.

Only the minimum work necessary as indicated in the project’s industry specialist report, to mitigate the health and safety issue is eligible. This also includes any other work triggered by the health and safety mitigation work that is required in order to obtain DSA approval, such as required fire and life safety or access compliance work.

Elective work or upgrades outside of the required scope of work done by the District are not eligible for funding.

	Type of Expenditure	Authority
Site Acquisition		
a.	Purchase Price of Property – provided site was not previously funded under Lease-Purchase Program or School Facility Program. Eligible purchase expenditure is the lesser of the appraised value (submitted within six months of a complete Form SAB 50-04) or actual purchase price.	Ed. Code Section 17072.12, 17072.35 & SFP Reg. Sections 1859.74 & 1859.82
Site (Other) (4 % Allowance)		
b.	Appraisal Fees	Ed. Code Section 17072.35 & SFP Sections 1859.74, 1859.74(2), or 1859.74(3), as appropriate & 1859.82
c.	Escrow Fees	
d.	Legal Fees associated with: <ul style="list-style-type: none"> • The review of site acquisition documents. • Site condemnation or relocation proceedings. • The review of the SFP project-related lease agreements. 	
e.	Litigation costs not to exceed the total SFP project funding apportionment.	
f.	Preparation of POESA and PEA when required by	

Office of Public School Construction Application Number: _____

	Type of Expenditure	Authority
	the Department of Toxic Substances Control.	
g.	Survey Costs	
DTSC Fees		
h.	DTSC Phase One Environmental Site Assessment (POESA) fees, Preliminary Environmental/ Endangerment Assessment (PEA) fees, and Response Action costs paid to the Department of Toxic Substances Control.	Ed. Code Sections 17072.13 & 17072.35 & SFP Reg. Section 1859.82
Hazardous Waste Removal		
i.	CEQA expenditures as long as they are not for services rendered by district personnel.	Ed. Code Sections 17072.13 & 17072.35 & SFP Reg. Section 1859.82
j.	Hazardous waste removal costs - only when associated with a Department of Toxic Substances Control issued determination of a need for a Remedial Action Plan, Removal Action Work Plan or Supplemental Site Investigation Plan to address necessary cleanup. Including: <ul style="list-style-type: none"> • Expenses for Remedial Action Plan and/or Removal Action Work Plan if acted upon. • Expenses for public participation if Remedial Action Plan and/or Removal Action Work Plan acted upon. • Expenses for Supplemental Site Investigation with a Remedial Action Plan and/or Removal Action Work Plan • Expenses for Voluntary Cleanup Agreement and/or School Cleanup Agreement 	

Office of Public School Construction Application Number: _____

	Type of Expenditure	Authority
Relocation Assistance		
k.	<p>Relocation Assistance – as long as expenditures conform to Title 25, CCR, Section 6000. This includes expenditures for the following:</p> <ul style="list-style-type: none"> • Residential Tenant Occupant <ul style="list-style-type: none"> Moving expenses Rental Assistance – payment not to exceed \$5,250 Last Resort Housing • Residential Owner Occupant <ul style="list-style-type: none"> Moving expenses Replacement Housing – Not to exceed \$25,500 • Business <ul style="list-style-type: none"> Moving expenses – In addition, a displaced business owner may file a claim for the following: <ul style="list-style-type: none"> The cost directly related to modifying machinery, equipment, or other personal property to adopt it to the new site. The cost of any license, permit, or certification to reestablish a business at a new location The reasonable cost of any professional services necessary for planning the move, moving the property, or installation of property at 	<p style="text-align: center;">Ed. Code Section(s) 17072.13, 17072.35 & CA Code of Reg., Title 25, Section 6000 & SFP Reg. Section 1859.82</p>

Office of Public School Construction Application Number: _____

	Type of Expenditure	Authority
	<p>the replacement site</p> <p>When an item is not moved but replaced with a comparable item, reimbursement shall be the lessor of replacement cost or estimated cost of moving by professional mover.</p> <ul style="list-style-type: none"> • Losses of Tangible Personal Property • Searching for a Replacement Site • Re-establishment Expenses • In Lieu Payments - Any displaced person who moves or discontinues their business may elect to receive a fixed relocation payment "in lieu" of moving, losses of tangible property, searching, and reestablishment costs. 	

Office of Public School Construction Application Number: _____

**10. Facility Hardship (Non-Seismic) - Replacement
 Adjusted Grant
 Common Eligible Project Expenditures**

Facility Hardship expenditures must be an eligible SFP expenditure to be considered allowable.

Only the minimum work necessary as indicated in the project’s industry specialist report, to mitigate the health and safety issue is eligible. This also includes any other work triggered by the health and safety mitigation work that is required in order to obtain DSA approval, such as required fire and life safety or access compliance work.

Elective work or upgrades outside of the required scope of work done by the District are not eligible for funding.

CONSTRUCTION COSTS		
	Type of Expenditure	Authority
a..	Construction Management Fees	
b.	Building Construction Costs – Including: <ul style="list-style-type: none"> • Foundations • Structures • Exterior & Interior Finishes • Fittings & Fixtures • Plumbing • Electrical • Mechanical 	Ed. Code Section 17072.35 & SFP Reg. Section 1859.82
c.	Construction Security (Campus Security and administrative overhead – not eligible)	Ed. Code Section 17072.35* & SFP Reg. Section 1859.82
d.	Construction Tests	Ed. Code Section 17072.35 & SFP Reg. Section 1859.82
e.	Costs incurred to initiate, enforce and maintain a LCP, which may include school district “third party providers” costs, district’s own Force Account labor costs, or construction manager costs.	Labor Code Section 1771.1(a) & (b) & SFP Reg. Section 1859.79.2 & 1859.82
f.	Force Account Labor – complies with the Public	PCC Section

Office of Public School Construction Application Number: _____

CONSTRUCTION COSTS		
	Type of Expenditure	Authority
	Contract Code and is specific to the project, adhering to the following criteria outlined in Section 20114: <ul style="list-style-type: none"> • For school districts with an average daily attendance less than 35,000, the total number of hours on the job does not exceed 350 hours • For school districts with an average daily attendance of 35,000 or greater, the total number of hours on the job does not exceed 750 hours or when the cost of material does not exceed \$21,000. • Must be work that involves a skilled trade. To be eligible must be supported by time cards or time logs.	201114 & SFP Reg. Section 1859.82
g.**	General Site Development within school property lines (Including but not limited to): <ul style="list-style-type: none"> • Finish Grading • Roads and Driveways • Sidewalks, stairs, & Ramps • Parking Area • Curbs and Gutters • Turfed/Paved Play Area • Playground Equipment • Surface Drains & Play Area • V-Gutters at Parking Lot • Landscaping & Irrigation System • Site Lighting • Fencing & Outdoor Walls 	SFP Reg. Section 1859.76(d) & 1859.82
h.	Inspections – For services provided during construction of project.	Ed. Code Section 17072.35 & SFP Reg. Section 1859.82
i.**	Off-Site Development costs on up to two	SFP Reg. Section

Office of Public School Construction Application Number: _____

CONSTRUCTION COSTS		
	Type of Expenditure	Authority
	immediately adjacent sides of the site (see SFP Regulation Section 1859.76(b) for detail). Including: <ul style="list-style-type: none"> • Curbs & Gutters • Sidewalks • Street Light, Planting Areas, Street Signs, Traffic Signals, Etc., Mandated by Local Ordinances • Special District Fees • Storm Drains to Point of Connection • Safety Paths 	1859.76(b) & 1859.82
j.**	Service Site Development costs within school property lines (see SFP Regulation Section 1859.76(a) for detail). Including: <ul style="list-style-type: none"> • Site Clearance • Demolition • Rerouting Utility Lines • Rough Grading • Soil Compaction • Storm Drains • Erosion Control • Outside Stairs & Retaining Walls • Relocation of Existing Portables • Fire Code Requirements • Multi-Level Parking 	SFP Reg. Section 1859.76(a) & 1859.82
k.**	Utility Service costs associated with the CDE approved site size that are necessary to serve the master planned capacity of the site (see SFP Regulation Section 1859.76(c) for more information) as follows: <ul style="list-style-type: none"> • Water • Sewage • Gas • Electric 	SFP Reg. Section 1859.76(c) & 1859.82

Office of Public School Construction Application Number: _____

CONSTRUCTION COSTS		
	Type of Expenditure	Authority
	<ul style="list-style-type: none"> • Communication systems 	
l.	<p>Furniture and Equipment that meet all of the criteria as described in the California School Accounting Manual (CSAM), Procedure 770 as follows:</p> <ul style="list-style-type: none"> • Lasts more than one year. • It is typically repaired rather than replaced. • It is an independent unit (rather than being incorporated into another unit item). • The cost of tagging and inventory is a small percentage of the item cost. • It exceeds the minimum dollar value of capitalization threshold established by the local educational agency. The following types of furniture and equipment are examples that would be eligible if they met the criteria for CSAM Procedure 770: <ul style="list-style-type: none"> • Projectors • Smart Boards • Freezers – Only if used to provide food service to all students • Refrigerators – Only if used to provide food service to all students • Stoves – Only if used to provide food service to all students • Exercise equipment – Only if used by all students 	<p>Ed. Code Section 17072.35 & CSAM Procedure 770 & SFP Reg. Section 1859.82</p>
m.	<p>Furniture and Equipment:</p> <ul style="list-style-type: none"> • Desks • Chairs • Built-in Storage • Cabinets • Window Coverings • White/Chalk Boards • Library Books 	<p>Ed. Code Section 17072.35 & SFP Reg. Section 1859.82</p>

Office of Public School Construction Application Number: _____

CONSTRUCTION COSTS		
	Type of Expenditure	Authority
n.	Demolition Costs	Ed. Code Section 17072.35 & SFP Reg. Section 1859.82
o.	Interim Housing – only eligible if new construction additions are to an existing site where classrooms temporarily are inaccessible or unsafe to house students during construction.	Ed. Code Section 17072.35* & SFP Reg. Section 1859.82

*These costs are recognized as components of allowable costs pursuant to EC Section 17072.35, and may be included as allowable expenditures under the New Construction program.

**Eligible expenditures in these sections may exceed the amounts requested on the Funding Application.

Office of Public School Construction Application Number: _____

**11. Facility Hardship (Non-Seismic) - Rehabilitation
 Separate Apportionment for Design Costs
 Or Adjusted Grant
 Common Eligible Project Expenditures**

Facility Hardship expenditures must be an eligible SFP expenditure to be considered allowable.

Only the minimum work necessary as indicated in the project’s industry specialist report, to mitigate the health and safety issue is eligible. This also includes any other work triggered by the health and safety mitigation work that is required in order to obtain DSA approval, such as required fire and life safety or access compliance work.

Elective work or upgrades outside of the required scope of work done by the District are not eligible for funding.

DESIGN COSTS		
	Type of Expenditure	Authority
a.	Advertising for Construction Bids	Ed Code Section 17074.25 & SFP Reg. Section 1859.82
b.	Architect’s Fee for Plans	
c.	CDE Plan Check Fee	
d.	California Environmental Quality Act (CEQA) Associated Costs	SFP Regulation Sections 1859.105 &1859.82
e.	Consultant Fees – specific to SFP project(s) (prorate if necessary)	Ed Code Section 17074.25* & SFP Reg. Section 1859.82
f.	Division of the State Architect (DSA) Plan Check Fee	Ed Code Section 17074.25 & SFP Reg. Section 1859.82
g.	Energy Analysis Fee	Ed Code Section 17074.25* & SFP Reg. Section 1859.82
h.	Legal Fees associated with: <ul style="list-style-type: none"> • The review of the SFP project-related lease agreements. • The review of the SFP project-related contracts between districts and contractors, 	

Office of Public School Construction Application Number: _____

DESIGN COSTS		
	Type of Expenditure	Authority
	architects, construction managers or engineers. <ul style="list-style-type: none"> • The review of the SFP project-related bid documents and bid responses. 	
i..	Local Agency Plan Check Fees	Ed Code Section 17074.25 & SFP Reg. Section 1859.82
j..	Preliminary Site Tests	
k.	Engineering Fees	

*These costs are recognized as components of allowable costs pursuant to EC Section 17074.25, and may be included as allowable expenditures under the Modernization program.

Office of Public School Construction Application Number: _____

**12. Facility Hardship (Non-Seismic) - Rehabilitation
 Adjusted Grant
 Common Eligible Project Expenditures**

Facility Hardship expenditures must be an eligible SFP expenditure to be considered allowable.

Only the minimum work necessary as indicated in the project’s industry specialist report, to mitigate the health and safety issue is eligible. This also includes any other work triggered by the health and safety mitigation work that is required in order to obtain DSA approval, such as required fire and life safety or access compliance work.

Elective work or upgrades outside of the required scope of work done by the District are not eligible for funding.

CONSTRUCTION COSTS		
	Type of Expenditure	Authority
a.	Construction Management Fees	Ed Code Section 17074.25 & SFP Reg. Section 1859.82
b.	Building Construction Costs – Including: <ul style="list-style-type: none"> • Foundations • Structures • Exterior & Interior Finishes • Fittings & Fixtures • Plumbing • Electrical • Mechanical 	
c.	Construction Security (Campus Security not eligible and administrative overhead not eligible)	Ed Code Section 17074.25* & SFP Reg. Section 1859.82
d.	Construction Tests	Ed Code Section 17074.25 & SFP Reg. Section 1859.82
e.	Costs incurred to initiate, enforce and maintain a LCP, which may include school district “third party providers” costs, district’s own Force Account labor costs, or construction manager costs.	Labor Code Section 1771.1(a) & (b) & SFP Reg. Section 1859.79.2 & 1859.82
f.	Force Account Labor – complies with the Public Contract Code and is specific to the project, adhering	PCC Section 20114 & SFP

Office of Public School Construction Application Number: _____

CONSTRUCTION COSTS		
	Type of Expenditure	Authority
	to the following criteria outlined in Section 20114: <ul style="list-style-type: none"> • For school districts with an average daily attendance less than 35,000, the total number of hours on the job does not exceed 350 hours • For school districts with an average daily attendance of 35,000 or greater, the total number of hours on the job does not exceed 750 hours or when the cost of material does not exceed \$21,000. • Must be work that involves a skilled trade. To be eligible must be supported by time cards or time logs.	Reg. Section 1859.82
g.	Inspections – For services provided during construction of the project.	Ed Code Section 17074.25 & SFP Reg. Section 1859.82
h.**	Utility Services – Only if approved for 50 years or older permanent building Modernization project (see SFP Regulation Section 1859.78.7).	Ed Code Section 17074.25 & SFP Reg. Sections 1859.78.7 & 1859.82
i.	Demolition Costs	Ed Code Section 17074.25 & SFP Reg. Section 1859.82
j.	Interim Housing	Ed Code Section 17074.25* & SFP Reg. Section 1859.82

*These costs are recognized as components of allowable costs pursuant to EC Section 17074.25, and may be included as allowable expenditures under the Modernization program.

**Eligible expenditures in these sections may exceed the amounts requested on the Funding Application.

Office of Public School Construction Application Number: _____

**13. Facility Hardship (Seismic) – Replacement
 Separate Apportionment for Design Costs
 Or Adjusted Grant
 Common Eligible Project Expenditures**

Facility Hardship expenditures must be an eligible SFP expenditure to be considered allowable.

Only the minimum work necessary as indicated in the project’s industry specialist report, to mitigate the health and safety issue is eligible. This also includes any other work triggered by the health and safety mitigation work that is required in order to obtain DSA approval, such as required fire and life safety or access compliance work.

Elective work or upgrades outside of the required scope of work done by the District are not eligible for funding.

Construction contract must be executed on or after May 20, 2006.

DESIGN COSTS		
	Type of Expenditure	Authority
a.	Advertising for Construction Bids	Ed. Code Section 17072.35 & SFP Reg. Section 1859.82
b.	Architect’s Fee for Plans	
c.	CDE Plan Check Fee	
d.	California Environmental Quality Act (CEQA) Associated Costs	SFP Reg. Section 1859.105 & 1859.82
e.	Consultant Fees – specific to SFP project(s) (prorate if necessary)	Ed. Code Section 17072.35* & SFP Reg. Section 1859.82
f.	Division of the State Architect (DSA) Plan Check Fee	Ed. Code Section 17072.35 & SFP Reg. Section 1859.82
g.	Energy Analysis Fee	Ed. Code Section 17072.35* & SFP Reg. Section 1859.82
h.	Legal Fees associated with: <ul style="list-style-type: none"> • The review of the SFP project-related lease agreements. • The review of the SFP project-related contracts between districts and contractors, 	

Office of Public School Construction Application Number: _____

DESIGN COSTS		
	Type of Expenditure	Authority
	architects, construction managers or engineers. <ul style="list-style-type: none"> The review of the SFP project-related bid documents and bid responses. 	
i.	Local Agency Plan Check Fees	Ed. Code Section 17072.35 & SFP Reg. Section 1859.82
j..	Preliminary Site Tests	
k.	Engineering Fees	

*These costs are recognized as components of allowable costs pursuant to EC Section 17072.35, and may be included as allowable expenditures under the New Construction program.

Office of Public School Construction Application Number: _____

**14. Facility Hardship (Seismic) – Replacement
 Separate Apportionment for Site Acquisition Costs
 Common Eligible Project Expenditures**

Facility Hardship expenditures must be an eligible SFP expenditure to be considered allowable.

Only the minimum work necessary as indicated in the project’s industry specialist report, to mitigate the health and safety issue is eligible. This also includes any other work triggered by the health and safety mitigation work that is required in order to obtain DSA approval, such as required fire and life safety or access compliance work.

Elective work or upgrades outside of the required scope of work done by the District are not eligible for funding.

Construction contract must be executed on or after May 20, 2006

	Type of Expenditure	Authority
Site Acquisition		
a.	Purchase Price of Property – provided site was not previously funded under Lease-Purchase Program or School Facility Program. Eligible purchase expenditure is the lesser of the appraised value (submitted within six months of a complete Form SAB 50-04) or actual purchase price.	Ed. Code Section 17072.12, 17072.35 & SFP Reg. Sections 1859.74 & 1859.82
Site (Other) (4 % Allowance)		
b.	Appraisal Fees	Ed. Code Section 17072.35 & SFP Sections 1859.74, 1859.74(2), or 1859.74(3), as appropriate & 1859.82
c.	Escrow Fees	
d.	Legal Fees associated with: <ul style="list-style-type: none"> • The review of site acquisition documents. • Site condemnation or relocation proceedings. • The review of the SFP project-related lease agreements. 	
e.	Litigation costs not to exceed the total SFP project funding apportionment.	

Office of Public School Construction Application Number: _____

	Type of Expenditure	Authority
f.	Preparation of POESA and PEA when required by the Department of Toxic Substances Control.	
g.	Survey Costs	
DTSC Fees		
h.	DTSC Phase One Environmental Site Assessment (POESA) fees, Preliminary Environmental/ Endangerment Assessment (PEA) fees, and Response Action costs paid to the Department of Toxic Substances Control.	Ed. Code Sections 17072.13 & 17072.35 & SFP Reg. Section 1859.82
Hazardous Waste Removal		
i.	CEQA expenditures as long as they are not for services rendered by district personnel.	Ed. Code Sections 17072.13 & 17072.35 & SFP Reg. Section 1859.82
j.	Hazardous waste removal costs - only when associated with a Department of Toxic Substances Control issued determination of a need for a Remedial Action Plan, Removal Action Work Plan or Supplemental Site Investigation Plan to address necessary cleanup. Including: <ul style="list-style-type: none"> • Expenses for Remedial Action Plan and/or Removal Action Work Plan if acted upon. • Expenses for public participation if Remedial Action Plan and/or Removal Action Work Plan acted upon. • Expenses for Supplemental Site Investigation with a Remedial Action Plan and/or Removal Action Work Plan • Expenses for Voluntary Cleanup Agreement and/or School Cleanup Agreement 	

Office of Public School Construction Application Number: _____

	Type of Expenditure	Authority
Relocation Assistance		
k.	<p>Relocation Assistance – as long as expenditures conform to Title 25, CCR, Section 6000 . This includes expenditures for the following:</p> <ul style="list-style-type: none"> • Residential Tenant Occupant Moving expenses Rental Assistance – payment not to exceed \$5,250 Last Resort Housing • Residential Owner Occupant Moving expenses Replacement Housing – Not to exceed \$25,500 • Business Moving expenses – In addition, a displaced business owner may file a claim for the following: <p>The cost directly related to modifying machinery, equipment, or other personal property to adopt it to the new site.</p> <p>The cost of any license, permit, or certification to reestablish a business at a new location</p> <p>The reasonable cost of any professional services necessary for planning the move, moving the property, or installation of property at the replacement site</p> <p>When an item is not moved but replaced with a comparable item, reimbursement shall be the lessor of replacement cost or estimated cost of moving by professional mover.</p>	<p>Ed. Code Section(s) 17072.13, 17072.35 & CA Code of Reg., Title 25, Section 6000 & SFP Reg. Section 1859.82</p>

Office of Public School Construction Application Number: _____

	Type of Expenditure	Authority
	<ul style="list-style-type: none">• Losses of Tangible Personal Property• Searching for a Replacement Site• Re-establishment Expenses• In Lieu Payments - Any displaced person who moves or discontinues their business may elect to receive a fixed relocation payment: in lieu” of moving, losses of tangible property, searching, and reestablishment costs.	

Office of Public School Construction Application Number: _____

**15. Facility Hardship (Seismic) – Replacement
 Adjusted Grant
 Common Eligible Project Expenditures**

Facility Hardship expenditures must be an eligible SFP expenditure to be considered allowable.

Only the minimum work necessary as indicated in the project’s industry specialist report, to mitigate the health and safety issue is eligible. This also includes any other work triggered by the health and safety mitigation work that is required in order to obtain DSA approval, such as required fire and life safety or access compliance work.

Elective work or upgrades outside of the required scope of work done by the District are not eligible for funding.

Construction contract must be executed on or after May 20, 2006.

CONSTRUCTION COSTS		
	Type of Expenditure	Authority
a.	Construction Management Fees	Ed. Code Section 17072.35 & SFP Reg. Section 1859.82
b.	Building Construction Costs – Including: <ul style="list-style-type: none"> • Foundations • Structures • Exterior & Interior Finishes • Fittings & Fixtures • Plumbing • Electrical • Mechanical 	
c.	Construction Security (Campus Security and administrative overhead – not eligible)	Ed. Code Section 17072.35* & SFP Reg. Section 1859.82
d.	Construction Tests	Ed. Code Section 17072.35 & SFP Reg. Section 1859.82
e.	Costs incurred to initiate, enforce and maintain a LCP, which may include school district “third party providers” costs, district’s own Force Account labor costs, or construction manager costs.	Labor Code Section 1771.1(a) & (b); SFP Reg. Sections 1859.79.2 &

Office of Public School Construction Application Number: _____

CONSTRUCTION COSTS		
	Type of Expenditure	Authority
		1859.82
f.	<p>Force Account Labor – complies with the Public Contract Code and is specific to the project, adhering to the following criteria outlined in Section 20114:</p> <ul style="list-style-type: none"> • For school districts with an average daily attendance less than 35,000, the total number of hours on the job does not exceed 350 hours • For school districts with an average daily attendance of 35,000 or greater, the total number of hours on the job does not exceed 750 hours or when the cost of material does not exceed \$21,000. • Must be work that involves a skilled trade. <p>To be eligible must be supported by time cards or time logs.</p>	<p>PCC Section 201114 & SFP Reg. Section 1859.82</p>
g.**	<p>General Site Development within school property lines (including, but not limited to):</p> <ul style="list-style-type: none"> • Finish Grading • Roads and Driveways • Sidewalks, stairs, & Ramps • Parking Area • Curbs and Gutters • Turfed/Paved Play Area • Playground Equipment • Surface Drains & Play Area • V-Gutters at Parking Lot • Landscaping & Irrigation System • Site Lighting • Fencing & Outdoor Walls 	<p>SFP Reg. Sections 1859.76(d) & 1859.82</p>
h.	<p>Inspections – For services provided during construction of project.</p>	<p>Ed. Code Section 17072.35 & SFP Reg. Section 1859.82</p>

Office of Public School Construction Application Number: _____

CONSTRUCTION COSTS		
	Type of Expenditure	Authority
i.	<p>Off-Site Development costs on up to two immediately adjacent sides of the site (see SFP Regulation Section 1859.76(b) for detail). Including:</p> <ul style="list-style-type: none"> • Curbs & Gutters • Sidewalks • Street Light, Planting Areas, Street Signs, • Traffic Signals, Etc., Mandated by Local Ordinances • Special District Fees • Storm Drains to Point of Connection • Safety Paths 	<p>SFP Reg. Sections 1859.76(b) & 1859.82</p>
j.**	<p>Service Site Development costs within school property lines (see SFP Regulation Section 1859.76(a) for detail). Including:</p> <ul style="list-style-type: none"> • Site Clearance • Demolition • Rerouting Utility Lines • Rough Grading • Soil Compaction • Storm Drains • Erosion Control • Outside Stairs & Retaining Walls • Relocation of Existing Portables • Fire Code Requirements • Multi-Level Parking 	<p>SFP Reg. Sections 1859.76(a) & 1859.82</p>
k.**	<p>Utility Service costs associated with the CDE approved site size that are necessary to serve the master planned capacity of the site (see SFP Regulation Section 1859.76(c) for more information) as follows:</p> <ul style="list-style-type: none"> • Water • Sewage • Gas • Electric 	<p>SFP Reg. Sections 1859.76(c) & 1859.82</p>

Office of Public School Construction Application Number: _____

CONSTRUCTION COSTS		
	Type of Expenditure	Authority
	<ul style="list-style-type: none"> • Communication systems 	
i.	<p>Furniture and Equipment that meet all of the criteria as described in the California School Accounting Manual (CSAM), Procedure 770 as follows:</p> <ul style="list-style-type: none"> • Lasts more than one year. • It is typically repaired rather than replaced. • It is an independent unit (rather than being incorporated into another unit item). • The cost of tagging and inventory is a small percentage of the item cost. • It exceeds the minimum dollar value of capitalization threshold established by the local educational agency. The following types of furniture and equipment are examples that would be eligible if they met the criteria for CSAM Procedure 770: <ul style="list-style-type: none"> • Projectors • Smart Boards • Freezers – Only if used to provide food service to all students • Refrigerators – Only if used to provide food service to all students • Stoves – Only if used to provide food service to all students • Exercise equipment – Only if used by all students 	<p>Ed. Code Section 17072.35 & CSAM Procedure 770 & SFP Reg. Section 1859.82</p>
m.	<p>Furniture and Equipment:</p> <ul style="list-style-type: none"> • Desks • Chairs • Built-in Storage • Cabinets • Window Coverings • White/Chalk Boards • Library Books 	<p>Ed. Code Section 17072.35 & SFP Reg. Section 1859.82</p>
n.	Demolition Costs	Ed. Code Section

Office of Public School Construction Application Number: _____

CONSTRUCTION COSTS		
	Type of Expenditure	Authority
		17072.35 & SFP Reg. Section 1859.82
o.	Interim Housing – only eligible if new construction additions are to an existing site where classrooms temporarily are inaccessible or unsafe to house students during construction.	Ed. Code Section 17072.35* & SFP Reg. Section 1859.82

*These costs are recognized as components of allowable costs pursuant to EC Section 17072.35, and may be included as allowable expenditures under the New Construction program.

**Eligible expenditures in these sections may exceed the amounts requested on the Funding Application.

Office of Public School Construction Application Number: _____

**16. Facility Hardship (Seismic) – Rehabilitation
 Separate Apportionment for Design Costs
 Or Adjusted Grant
 Common Eligible Project Expenditures**

Facility Hardship expenditures must be an eligible SFP expenditure to be considered allowable.

Only the minimum work necessary as indicated in the project’s industry specialist report, to mitigate the health and safety issue is eligible. This also includes any other work triggered by the health and safety mitigation work that is required in order to obtain DSA approval, such as required fire and life safety or access compliance work.

Elective work or upgrades outside of the required scope of work done by the District are not eligible for funding.

Construction contract must be executed on or after May 20, 2006.

DESIGN COSTS		
	Type of Expenditure	Authority
a.	Advertising for Construction Bids	Ed Code Section 17074.25 & SFP Reg. Section 1859.82
b.	Architect’s Fee for Plans	
c.	CDE Plan Check Fee	
d.	California Environmental Quality Act (CEQA) Associated Costs	SFP Reg. Sections 1859.105 & 1859.82
e.	Consultant Fees – specific to SFP project(s) (prorate if necessary)	Ed Code Section 17074.25* & SFP Reg. Section 1859.82
f.	Division of the State Architect (DSA) Plan Check Fee	Ed Code Section 17074.25 & SFP Reg. Section 1859.82
g.	Energy Analysis Fee	Ed Code Section

Office of Public School Construction Application Number: _____

DESIGN COSTS		
	Type of Expenditure	Authority
h.	Legal Fees associated with: <ul style="list-style-type: none"> • The review of the SFP project-related lease agreements. • The review of the SFP project-related contracts between districts and contractors, architects, construction managers or engineers. • The review of the SFP project-related bid documents and bid responses. 	17074.25* & SFP Reg. Section 1859.82
i..	Local Agency Plan Check Fees	Ed Code Section 17074.25 & SFP Reg. Section 1859.82
j..	Preliminary Site Tests	
k.	Engineering Fees	

*These costs are recognized as components of allowable costs pursuant to EC Section 17074.25, and may be included as allowable expenditures under the Modernization program.

Office of Public School Construction Application Number: _____

**17. Facility Hardship (Seismic) – Rehabilitation
 Adjusted Grant
 Common Eligible Project Expenditures**

Facility Hardship expenditures must be an eligible SFP expenditure to be considered allowable.

Only the minimum work necessary as indicated in the project’s industry specialist report, to mitigate the health and safety issue is eligible. This also includes any other work triggered by the health and safety mitigation work that is required in order to obtain DSA approval, such as required fire and life safety or access compliance work.

Elective work or upgrades outside of the required scope of work done by the District are not eligible for funding.

Construction contract must be executed on or after May 20, 2006.

CONSTRUCTION COSTS		
	Type of Expenditure	Authority
a.	Construction Management Fees	
b.	Building Construction Costs – Including: <ul style="list-style-type: none"> • Foundations • Structures • Exterior & Interior Finishes • Fittings & Fixtures • Plumbing • Electrical • Mechanical 	Ed Code Section 17074.25 & SFP Reg. Section 1859.82
c.	Construction Security (Campus Security not eligible and administrative overhead not eligible)	Ed Code Section 17074.25* & SFP Reg. Section 1859.82
d.	Construction Tests	Ed Code Section 17074.25 & SFP Reg. Section 1859.82
e.	Costs incurred to initiate, enforce and maintain a LCP, which may include school district “third party providers” costs, district’s own Force Account labor costs, or construction manager costs.	Labor Code Section 1771.1(a) & (b) & SFP Reg. Section 1859.79.2 & 1859.82

Office of Public School Construction Application Number: _____

CONSTRUCTION COSTS		
	Type of Expenditure	Authority
f.	<p>Force Account Labor – complies with the Public Contract Code and is specific to the project, adhering to the following criteria outlined in Section 20114:</p> <ul style="list-style-type: none"> • For school districts with an average daily attendance less than 35,000, the total number of hours on the job does not exceed 350 hours • For school districts with an average daily attendance of 35,000 or greater, the total number of hours on the job does not exceed 750 hours or when the cost of material does not exceed \$21,000. • Must be work that involves a skilled trade. <p>To be eligible must be supported by time cards or time logs.</p>	PCC Section 20114 & SFP Reg. Section 1859.82
g.	Inspections – For services provided during construction of the project.	Ed Code Section 17074.25 & SFP Reg. Section 1859.82
h.**	Utility Services – Only if approved for 50 years or older permanent building Modernization project (see SFP Regulation Section 1859.78.7).	Ed Code Section 17074.25 & SFP Reg. Sections 1859.78.7 & 1859.82
i.	Demolition Costs	Ed Code Sections 17074.25 & 1859.82
j.	Interim Housing	Ed Code Sections 17074.25* & 1859.82

*These costs are recognized as components of allowable costs pursuant to EC Section 17074.25, and may be included as allowable expenditures under the Modernization program.

**Eligible expenditures in these sections may exceed the amounts requested on the Funding Application.

Office of Public School Construction Application Number: _____

H. Advisory Listing Detailing Common Ineligible Project Expenditures

An advisory listing detailing common, but not exhaustive, ineligible project expenditures.

Certain costs associated with bond funding are not considered eligible project expenditures and are not an allowable use of SFP funds. These unallowable costs include, but are not limited to:

- Cost for debt issuance;
- Interest on local bonds

Ineligible project expenditures for specified program grants or cost categories are as follows:

Office of Public School Construction Application Number: _____

**1. New Construction – Separate Apportionment for Design Costs
 Or Adjusted Grant
 Charter Schools Facilities Program – Separate Apportionment for Design Costs
 Or Adjusted Grant
 Common Ineligible Project Expenditures**

DESIGN COSTS		
	Type of Ineligible Expenditure	Authority
a.	Legal Fees not attributable to the project	Ed Code Section 17072.35
b.	For projects that received Design funds only any site and/or construction related expenditures are not eligible	

**2. New Construction – Separate Apportionment for Site Acquisition Costs
 Charter Schools Facilities Program – Separate Apportionment for Site Acquisition Costs
 Common Ineligible Project Expenditures**

CONSTRUCTION COSTS		
	Type of Expenditure	Authority
a.	Relocation costs not considered reasonable such as: goodwill not court ordered; the difference between the salvage value and new value of furniture and equipment costs, if the business vendor retains the furniture and equipment.	Ed Code Section 17072.35
b.	For projects that received site funds only (did not receive construction funds) any construction related expenditures are not eligible.	

Office of Public School Construction Application Number: _____

**3. New Construction – Adjusted Grant
 Charter Schools Facilities Program – Adjusted Grant
 Common Ineligible Project Expenditures**

CONSTRUCTION COSTS		
	Type of Ineligible Expenditure	Authority
a.	Administrative and overhead costs including indirect costs for general management.	Ed Code Section 17072.35
b.	Campus supervision going beyond construction site security (such as campus security and administrative overhead).	
c.	Repair of damages incurred during construction are not eligible	
d.	Expenditures associated with Facility Hardship SAB approvals which were not constructed as originally approved (see Regulation Section 1859.82).	
e.	Operational costs (such as service contracts and maintenance expenses).	
f.	Supplies as described in the California School Accounting Manual (CSAM), Procedure 770.	Ed Code Section 17072.35 & CSAM Procedure 770
g.	Items not considered Furniture and Equipment because they are considered operational or supplies in nature, including: <ul style="list-style-type: none"> • Computers • Printers • Computer Carts • Teacher and student text books. • Athletic Team supplies/training equipment/uniforms. • Classroom supplies/consumables Bunsen Burners, test tubes, chemicals, mechanic wrenches, etc. • Golf Carts • Trailers • Trucks/Tractors and cars • Landscape equipment 	

Office of Public School Construction Application Number: _____

CONSTRUCTION COSTS		
	Type of Ineligible Expenditure	Authority
	Mowers, etc. <ul style="list-style-type: none">• School maintenance equipment• Floor polisher/scrubber, etc.• Cleaning & janitorial supplies• Band equipment/Uniforms• Mascot Uniforms	

Office of Public School Construction Application Number: _____

**4. Modernization – Separate Apportionment for Design Costs
 Or Adjusted Grant
 Common Ineligible Project Expenditures**

DESIGN COSTS		
	Type of Expenditure	Authority
a.	Legal Fees not attributable to the project	Ed Code Section 17074.25
b.	For projects that received Design funds only any construction related expenditures are not eligible	

**5. Modernization – Adjusted Grant
 Common Ineligible Project Expenditures**

	Type of Expenditure	Authority
a.	Administrative and overhead costs including indirect costs for general management.	Ed Code Section 17074.25
b.	Campus supervision going beyond construction site security (such as campus security and administrative overhead).	
c.	Repair of damages incurred during construction are not eligible	
d.	Expenditures associated with Facility Hardship SAB approvals which were not constructed as originally approved (see Regulation Section 1859.82).	
e.	Operational costs (such as service contracts and maintenance expenses).	
f.	Supplies as described in the California School Accounting Manual (CSAM), Procedure 770.	Ed Code Section 17074.25
g.	Items not considered Furniture and Equipment because they are considered operational or supplies in nature, including: <ul style="list-style-type: none"> • Computers • Printers • Computer Carts • Teacher and student text books. • Athletic Team supplies/training 	

Office of Public School Construction Application Number: _____

	Type of Expenditure	Authority
	equipment/uniforms. <ul style="list-style-type: none"> • Classroom supplies/consumables Bunsen Burners, test tubes, chemicals, mechanic wrenches, etc. • Golf Carts • Trailers • Trucks/Tractors and cars • Landscape equipment Mowers, etc. • School maintenance equipment Floor polisher/scrubber, etc. • Cleaning & janitorial supplies • Band equipment/Uniforms • Mascot Uniforms 	

Office of Public School Construction Application Number: _____

**6. Career Technical Education Facilities Program – New Construction
 Common Ineligible Project Expenditures**

	Type of Expenditure	Authority
a.	Acquisition and development of real estate.	
b.	Administrative and overhead costs including indirect costs for general management.	Ed Code Section 17078.72 & SFP Reg. Sections 193(a)&(b) & 1859.199
c.	Campus supervision going beyond construction site security (such as campus security and administrative overhead).	
d.	Repair of damages incurred during construction are not eligible	
e.	Expenditures associated with Facility Hardship SAB approvals which were not constructed as originally approved (see Regulation Section 1859.82).	
f.	Operational costs (such as service contracts and maintenance expenses).	
g.	Supplies as described in the California School Accounting Manual (CSAM), Procedure 770.	
h.	Items not considered Furniture and Equipment because they are considered operational or supplies in nature, including: <ul style="list-style-type: none"> • Computers • Printers • Computer Carts • Teacher and student text books. • Athletic Team supplies/training equipment/uniforms. • Classroom supplies/consumables Bunsen Burners, test tubes, chemicals, mechanic wrenches, etc. • Golf Carts • Trailers • Trucks/Tractors and cars 	

Office of Public School Construction Application Number: _____

	Type of Expenditure	Authority
	<ul style="list-style-type: none"> • Landscape equipment Mowers, etc. • School maintenance equipment Floor polisher/scrubber, etc. • Cleaning & janitorial supplies • Band equipment/Uniforms • Mascot Uniforms 	
i.	Career Technical Education Facilities Program expenditures for equipment which does not have an average life expectancy of at least 10 years.	Ed Code Section 17018.72(a) & SFP Reg. Sections 193(a)&(b) & 1859.199

Office of Public School Construction Application Number: _____

**7. Career Technical Education Facilities Program – Modernization
 Common Ineligible Project Expenditures**

	Type of Expenditure	Authority
a.	Acquisition and development of real estate.	
b.	Administrative and overhead costs including indirect costs for general management.	Ed Code Section 17078.72 & SFP Reg. Sections 1859.193(c) & 1859.199
c.	Campus supervision going beyond construction site security (such as campus security and administrative overhead).	
d.	Repair of damages incurred during construction are not eligible	
e.	Expenditures associated with Facility Hardship SAB approvals which were not constructed as originally approved (see Regulation Section 1859.82).	
f.	Operational costs (such as service contracts and maintenance expenses).	
g.	Supplies as described in the California School Accounting Manual (CSAM), Procedure 770.	
h.	Items not considered Furniture and Equipment because they are considered operational or supplies in nature, including: <ul style="list-style-type: none"> • Computers • Printers • Computer Carts • Teacher and student text books. • Athletic Team supplies/training equipment/uniforms. • Classroom supplies/consumables Bunsen Burners, test tubes, chemicals, mechanic wrenches, etc. • Golf Carts • Trailers • Trucks/Tractors and cars 	

Office of Public School Construction Application Number: _____

	Type of Expenditure	Authority
	<ul style="list-style-type: none"> • Landscape equipment Mowers, etc. • School maintenance equipment Floor polisher/scrubber, etc. • Cleaning & janitorial supplies • Band equipment/Uniforms • Mascot Uniforms 	
i.	Career Technical Education Facilities Program expenditures for equipment which does not have an average life expectancy of at least 10 years.	Ed Code Section 17018.72(a) & SFP Reg. Sections 1859.193(c) & 1859.199

Office of Public School Construction Application Number: _____

**8. Facility Hardship (Non-Seismic) – Replacement
 Separate Apportionment for Design Costs
 Or Adjusted Grant
 Common Ineligible Project Expenditures**

If the facility hardship expenditure is not able to be categorized on the list of eligible SFP expenditures then it is considered ineligible.

Any work beyond the minimum work necessary, as indicated in the project’s industry specialist report, to mitigate the health and safety issue(s), or work that was triggered by the health and safety mitigation work and that is required in order to obtain DSA approval, is not eligible.

Elective work or upgrades outside of the required scope of work done by the District are not eligible for funding.

DESIGN COSTS		
	Type of Ineligible Expenditure	Authority
a.	Legal Fees not attributable to the project	Ed Code Section 17072.35 & SFP Reg. Section 1859.82
b.	For projects that received Design funds only any site and/or construction related expenditures are not eligible	

Office of Public School Construction Application Number: _____

**9. Facility Hardship (Non-Seismic) – Replacement
 Separate Apportionment for Site Acquisition Costs
 Common Ineligible Project Expenditures**

If the facility hardship expenditure is not able to be categorized on the list of eligible SFP expenditures then it is considered ineligible.

Any work beyond the minimum work necessary, as indicated in the project’s industry specialist report, to mitigate the health and safety issue(s), or work that was triggered by the health and safety mitigation work and that is required in order to obtain DSA approval, is not eligible.

Elective work or upgrades outside of the required scope of work done by the District are not eligible for funding.

CONSTRUCTION COSTS		
	Type of Expenditure	Authority
a.	Relocation costs not considered reasonable such as: goodwill not court ordered; the difference between the salvage value and new value of furniture and equipment costs, if the business vendor retains the furniture and equipment.	Ed Code Section 17072.35
b.	For projects that received site funds only (did not receive construction funds) any construction related expenditures are not eligible.	

Office of Public School Construction Application Number: _____

**10. Facility Hardship (Non-Seismic) – Replacement
 Adjusted Grant
 Common Ineligible Project Expenditures**

If the facility hardship expenditure is not able to be categorized on the list of eligible SFP expenditures then it is considered ineligible.

Any work beyond the minimum work necessary, as indicated in the project’s industry specialist report, to mitigate the health and safety issue(s), or work that was triggered by the health and safety mitigation work and that is required in order to obtain DSA approval, is not eligible.

Elective work or upgrades outside of the required scope of work done by the District are not eligible for funding.

CONSTRUCTION COSTS		
	Type of Ineligible Expenditure	Authority
a.	Administrative and overhead costs including indirect costs for general management.	Ed Code Section 17072.35 & SFP Reg. Section 1859.82
b.	Campus supervision going beyond construction site security (such as campus security and administrative overhead).	
c.	Repair of damages incurred during construction are not eligible	
d.	Expenditures which have been reimbursed from another source such as insurance proceeds.	
e.	Expenditures associated with Facility Hardship SAB approvals which were not constructed as originally approved (see Regulation Section 1859.82).	
f.	Operational costs (such as service contracts and maintenance expenses).	
g.	Supplies as described in the California School Accounting Manual (CSAM), Procedure 770.	Ed Code Section 17072.35 & SFP Reg. Section 1859.82
h.	Items not considered Furniture and Equipment because it is considered operational or supplies in nature are not eligible, including: <ul style="list-style-type: none"> • Computers • Printers 	

Office of Public School Construction Application Number: _____

CONSTRUCTION COSTS		
	Type of Ineligible Expenditure	Authority
	<ul style="list-style-type: none"> • Computer Carts • Teacher and student text books. • Athletic Team supplies/training equipment/uniforms. • Classroom supplies/consumables <ul style="list-style-type: none"> a. Bunsen Burners, test tubes, chemicals, mechanic wrenches, etc. • Golf Carts • Trailers • Trucks/Tractors and cars • Landscape equipment <ul style="list-style-type: none"> Mowers, etc. • School maintenance equipment <ul style="list-style-type: none"> Floor polisher/scrubber, etc. • Cleaning & janitorial supplies • Band equipment/Uniforms • Mascot Uniforms 	

Office of Public School Construction Application Number: _____

**11. Facility Hardship (Non-Seismic) – Rehabilitation
 Separate Apportionment for Design Costs
 Or Adjusted Grant
 Common Ineligible Project Expenditures**

If the facility hardship expenditure is not able to be categorized on the list of eligible SFP expenditures then it is considered ineligible.

Any work beyond the minimum work necessary, as indicated in the project’s industry specialist report, to mitigate the health and safety issue(s), or work that was triggered by the health and safety mitigation work and that is required in order to obtain DSA approval, is not eligible.

Elective work or upgrades outside of the required scope of work done by the District are not eligible for funding.

DESIGN COSTS		
	Type of Expenditure	Authority
a.	Legal Fees not attributable to the project	Ed Code Section 17074.25 & SFP Reg. Section 1859.82
b.	For projects that received Design funds only any construction related expenditures are not eligible	

Office of Public School Construction Application Number: _____

**12. Facility Hardship (Non-Seismic) – Rehabilitation
 Adjusted Grant
 Common Ineligible Project Expenditures**

If the facility hardship expenditure is not able to be categorized on the list of eligible SFP expenditures then it is considered ineligible.

Any work beyond the minimum work necessary, as indicated in the project’s industry specialist report, to mitigate the health and safety issue(s), or work that was triggered by the health and safety mitigation work and that is required in order to obtain DSA approval, is not eligible.

Elective work or upgrades outside of the required scope of work done by the District are not eligible for funding.

	Type of Expenditure	Authority
a.	Administrative and overhead costs including indirect costs for general management.	Ed Code Section 17074.25 & SFP Reg. Section 1859.82
b.	Campus supervision going beyond construction site security (such as campus security and administrative overhead).	
c.	Expenditures which have been reimbursed from another source such as insurance proceeds.	
d.	Repair of damages incurred during construction are not eligible	
e.	Expenditures associated with Facility Hardship SAB approvals which were not constructed as originally approved (see Regulation Section 1859.82).	
f.	Operational costs (such as service contracts and maintenance expenses).	
g.	Supplies as described in the California School Accounting Manual (CSAM), Procedure 770.	Ed Code Section 17074.25 & SFP Reg. Section 1859.82
h.	Furniture and Equipment is not an eligible cost for a facility hardship rehabilitation project unless specifically approved by DSA.	

Office of Public School Construction Application Number: _____

**13. Facility Hardship (Seismic) – Replacement
 Separate Apportionment for Design Costs
 Or Adjusted Grant
 Common Ineligible Project Expenditures**

If the facility hardship expenditure is not able to be categorized on the list of eligible SFP expenditures then it is considered ineligible.

Any work beyond the minimum work necessary, as indicated in the project’s industry specialist report, to mitigate the health and safety issue(s), or work that was triggered by the health and safety mitigation work and that is required in order to obtain DSA approval, is not eligible.

Elective work or upgrades outside of the required scope of work done by the District are not eligible for funding.

Construction contract executed prior to May 20, 2006 is not eligible.

DESIGN COSTS		
	Type of Ineligible Expenditure	Authority
a.	Legal Fees not attributable to the project	Ed Code Section 17072.35 & SFP Reg. Section 1859.82
b.	For projects that received Design funds only any site and/or construction related expenditures are not eligible	

Office of Public School Construction Application Number: _____

**14. Facility Hardship (Seismic) – Replacement
 Separate Apportionment for Site Acquisition Costs
 Common Ineligible Project Expenditures**

If the facility hardship expenditure is not able to be categorized on the list of eligible SFP expenditures then it is considered ineligible.

Any work beyond the minimum work necessary, as indicated in the project’s industry specialist report, to mitigate the health and safety issue(s), or work that was triggered by the health and safety mitigation work and that is required in order to obtain DSA approval, is not eligible.

Elective work or upgrades outside of the required scope of work done by the District are not eligible for funding.

Construction contract executed prior to May 20, 2006 is not eligible.

CONSTRUCTION COSTS		
	Type of Expenditure	Authority
a.	Relocation costs not considered reasonable such as: goodwill not court ordered; the difference between the salvage value and new value of furniture and equipment costs, if the business vendor retains the furniture and equipment.	Ed Code Section 17072.35
b.	For projects that received site funds only (did not receive construction funds) any construction related expenditures are not eligible.	

Office of Public School Construction Application Number: _____

**15. Facility Hardship (Seismic) – Replacement
 Adjusted Grant
 Common Ineligible Project Expenditures**

If the facility hardship expenditure is not able to be categorized on the list of eligible SFP expenditures then it is considered ineligible.

Any work beyond the minimum work necessary, as indicated in the project’s industry specialist report, to mitigate the health and safety issue(s), or work that was triggered by the health and safety mitigation work and that is required in order to obtain DSA approval, is not eligible.

Elective work or upgrades outside of the required scope of work done by the District are not eligible for funding.

Construction contract executed prior to May 20, 2006 is not eligible.

CONSTRUCTION COSTS		
	Type of Ineligible Expenditure	Authority
a.	Administrative and overhead costs including indirect costs for general management.	Ed Code Section 17072.35 & SFP Reg. Section 1859.82
b.	Campus supervision going beyond construction site security (such as campus security and administrative overhead).	
c.	Repair of damages incurred during construction are not eligible	
d.	Expenditures which have been reimbursed from another source such as insurance proceeds.	
e.	Expenditures associated with Facility Hardship SAB approvals which were not constructed as originally approved (see Regulation Section 1859.82).	
f.	Operational costs (such as service contracts and maintenance expenses).	
g.	Supplies as described in the California School Accounting Manual (CSAM), Procedure 770.	Ed Code Section 17072.35 & SFP Reg. Section 1859.82
h.	Items not considered Furniture and Equipment because it is considered operational or supplies in nature are not	

Office of Public School Construction Application Number: _____

CONSTRUCTION COSTS		
	Type of Ineligible Expenditure	Authority
	eligible, including: <ul style="list-style-type: none"> • Computers • Printers • Computer Carts • Teacher and student text books. • Athletic Team supplies/training equipment/uniforms. • Classroom supplies/consumables Bunsen Burners, test tubes, chemicals, mechanic wrenches, etc. • Golf Carts • Trailers • Trucks/Tractors and cars • Landscape equipment Mowers, etc. • School maintenance equipment Floor polisher/scrubber, etc. • Cleaning & janitorial supplies • Band equipment/Uniforms • Mascot Uniforms 	

Office of Public School Construction Application Number: _____

**16. Facility Hardship (Seismic) – Rehabilitation
 Separate Apportionment for Design Costs
 Or Adjusted Grant
 Common Ineligible Project Expenditures**

If the facility hardship expenditure is not able to be categorized on the list of eligible SFP expenditures then it is considered ineligible.

Any work beyond the minimum work necessary, as indicated in the project’s industry specialist report, to mitigate the health and safety issue(s), or work that was triggered by the health and safety mitigation work and that is required in order to obtain DSA approval, is not eligible.

Elective work or upgrades outside of the required scope of work done by the District are not eligible for funding.

Construction contract executed prior to May 20, 2006 is not eligible.

DESIGN COSTS		
	Type of Expenditure	Authority
a.	Legal Fees not attributable to the project	Ed Code Section 17074.25 & SFP Reg. Section 1859.82
b.	For projects that received Design funds only any construction related expenditures are not eligible	

Office of Public School Construction Application Number: _____

**17. Facility Hardship (Seismic) – Rehabilitation
 Adjusted Grant
 Common Ineligible Project Expenditures**

If the facility hardship expenditure is not able to be categorized on the list of eligible SFP expenditures then it is considered ineligible.

Any work beyond the minimum work necessary, as indicated in the project’s industry specialist report, to mitigate the health and safety issue(s), or work that was triggered by the health and safety mitigation work and that is required in order to obtain DSA approval, is not eligible.

Elective work or upgrades outside of the required scope of work done by the District are not eligible for funding.

Construction contract executed prior to May 20, 2006 is not eligible.

	Type of Expenditure	Authority
a.	Administrative and overhead costs including indirect costs for general management.	Ed Code Section 17074.25 & SFP Reg. Section 1859.82
b.	Campus supervision going beyond construction site security (such as campus security and administrative overhead).	
c.	Expenditures which have been reimbursed from another source such as insurance proceeds.	
d.	Repair of damages incurred during construction are not eligible	
e.	Expenditures associated with Facility Hardship SAB approvals which were not constructed as originally approved (see Regulation Section 1859.82).	
f.	Operational costs (such as service contracts and maintenance expenses).	
g.	Supplies as described in the California School Accounting Manual (CSAM), Procedure 770.	Ed Code Section 17074.25 & SFP Reg. Section 1859.82
h.	Furniture and Equipment is not eligible for a facility hardship rehabilitation project unless specifically approves by DSA.	

Office of Public School Construction Application Number: _____

I. Record Retention

Grantee shall maintain satisfactory financial accounts, documents, and records for the Project, at a Project-specific level of detail. Grantee shall also retain such financial accounts, documents, and records necessary for an audit, pursuant to Education Code Section 41024.

Financial accounts, documents, and records may be retained electronically.
(Authority: Government Code Section 12275(a) and (b), and Education Code Section 41024)

J. Material Inaccuracy

If a failure by the Grantee to comply with the terms of this Agreement, or an audit report determination that the Grantee has violated applicable state or federal law as it relates to this Project, stems from falsely certified information on the Funding Application or Fund Release Application, then Material Inaccuracy findings and penalties, as described in Education Code 17070.51 and SFP Regulation Section 1859.104.1, may apply.

K. Hold Harmless

1. Grantee shall waive all claims and recourses against the State, including the right to contribution for loss or damage to persons or property arising from, growing out of or in any way connected with or incident to this Agreement.
2. Grantee shall indemnify, hold harmless and defend State, the Board and its membership, its officers, agents and employees in perpetuity against any and all claims, demands, damages, costs, expenses or liability costs arising out of the Project, including Development, construction, operation or maintenance of the property described in the Project description which claims, demands or causes of action arise under Government Code Section 895.2 or otherwise, including, but not limited to items to which the Grantee has certified, except for liability arising out of the gross negligence of the State, its officers, agents or employees. Grantee understands and agrees that it is solely responsible for compliance with items to which it has certified.

L. Conflict of Interest

All Grantees are subject to State and Federal conflict of interest laws. Failure to comply with these laws, including business and financial disclosure provisions, will result in the

Office of Public School Construction Application Number: _____

application being rejected and any subsequent contract being declared void. Other legal action may also be taken. Applicable statutes include, but are not limited to, Government Code, Section 1090 and Public Contract Code, Sections 10410 and 10411, for State conflict of interest requirements.

1. Employees of the Grantee: Employees of the Grantee shall comply with all applicable provisions of law pertaining to conflicts of interest, including, but not limited to any applicable conflict of interest provisions of the California Political Reform Act, Cal. Gov't Code § 87100 et seq.
2. Employees and Consultants to the Grantee: Individuals working on behalf of a Grantee may be required by the Department to file a Statement of Economic Interests (Fair Political Practices Commission Form 700) if it is determined that an individual is a consultant for Political Reform Act purposes.

M. Severability

If any provision of this Agreement or the application thereof is held invalid, that invalidity shall not affect other provisions or applications of this Agreement which can be given effect without the invalid provision or application, and to this end the provisions of this Agreement are severable.

N. Disputes

1. Any claim that the Grantee may have regarding performance of this agreement including, but not limited to, claims for additional compensation or extension of time, shall be submitted to the Office of Public School Construction. The Office of Public School Construction and Grantee shall then attempt to negotiate a resolution of such claim and process an amendment to this Agreement to implement the terms of any such resolution.
2. Any claim that the Grantee may have regarding the audit report's project expenditure determination shall be adjudicated by the Education Audit Appeals Panel, consistent with Education Code Section 41344.

Office of Public School Construction Application Number: _____

O. Electronic Filing

Any communication under this Grant Agreement shall be in writing and may be transmitted by electronic means. Communication sent electronically will be effective on the date of transmission.

P. Supplement, Not Supplant

The terms and conditions of this Agreement are intended to supplement, not supplant, the laws and regulations that apply to this Project. The Grantee understands and agrees to adhere to all laws and regulations that apply to this Project, even if those laws and regulations are not specifically cited in this Agreement.

Q. Exact Duplicate

This Agreement is an exact duplicate (verbatim) of the Agreement provided by the Office of Public School Construction. In the event a conflict should exist, the language in the Agreement provided by the Office of Public School Construction will prevail.

Office of Public School Construction Application Number: _____

SIGNATURES

The statements set forth in this Agreement are true and correct to the best of my knowledge and belief. IN WITNESS WHEREOF, this Agreement has been executed by the parties.

NAME OF GRANTEE REPRESENTATIVE (PRINT)	PHONE NUMBER
SIGNATURE OF GRANTEE REPRESENTATIVE	DATE
SIGNATURE OF EXECUTIVE OFFICER OF THE OFFICE OF PUBLIC SCHOOL CONSTRUCTION, OR DESIGNEE	DATE

EXHIBITS

Exhibit 1: Site Description

Exhibit 2: The Grantee-completed Funding Application

Exhibit 3: Proof of California Department of Education project approval

Exhibit 4: Proof of Division of the State Architect approval

Exhibit 5: Financial Hardship Approval Letter

Exhibit 6: Bridge Financing Approval Letter

Exhibit 7: An executive summary (or comparable document) from an industry specialist's report that details the minimum work necessary to mitigate the _____ (health and safety or seismic) threat in this (rehabilitation or replacement) project.

Exhibit 8: Written concurrence from an appropriate governmental agency agreeing with the _____ (health and safety or seismic) threat and the minimum work to mitigate the threat outlined in the industry specialist report contained within Exhibit 7.

ATTACHMENT E

Section 1859.2 Definitions.

For the purpose of these regulations, the terms set forth below shall have the following meanings, subject to the provisions of the Act:

...

“Grant Agreement” means *Grant Agreement* (New 04/17), which is incorporated by reference.

...

Note: Authority cited: Sections 17070.35 and 17078.64, Education Code.

Reference: Sections 17009.5, 17017.6, 17017.7, 17021, 17047, 17050, 17051, 17070.15, 17070.51(a), 17070.71, 17070.77, 17071.10, 17071.25, 17071.30, 17071.33, 17071.35, 17071.40, 17071.75, 17071.76, 17072.10, 17072.12, 17072.18, 17072.33, 17073.25, 17074.10, 17074.30, 17075.10, 17075.15, 17077.40, 17077.42, 17077.45, 17078.52, 17078.56, 17078.72(k), 17079, 17079.10, 17280, 56026, and 101012(a)(8), Education Code; Section 53311, Government Code; and Sections 1771.3 in effect on January 1, 2012 through June 19, 2014 and 1771.5, Labor Code.

Section 1859.21. SFP Application for Funding.

A School District seeking funding for a modernization or new construction project shall complete and file with the OPSC, the Form SAB 50-04 and the Grant Agreement.

Note: Authority cited: Section 17070.35, Education Code.

Reference: Sections 17070.35, 17070.63, 17072.30, 17073.25 and 17074.15, Education Code

Section 1859.160. General. (*Charter School Facilities Program*)

An applicant seeking a Preliminary Charter School Apportionment pursuant to the provisions of Education Code Sections 17078.52 through 17078.66 for new construction or rehabilitation shall complete and file a Form SAB 50-09 and the Grant Agreement. In addition the applicant must provide all required documents necessary for a financial soundness determination.

Once the Board has approved a Preliminary Charter School Apportionment for a Preliminary Charter School Application submitted pursuant to this Section after July 2, 2003, an applicant seeking an advance release of funds for site acquisition pursuant to Section 1859.164.2(b), shall be required to submit an additional Form SAB 50-09, to the OPSC, to determine eligible site acquisition costs. An applicant seeking an advance release of funds for design, engineering, and other pre-construction project costs pursuant to Section 1859.164.2(a), shall not be required to submit an additional Preliminary Charter School Application.

Note: Authority cited: Sections 17070.35 and 17078.64, Education Code.

Reference: Sections 17078.52 and 17078.53, Education Code.

Section 1859.165. Conversion of Preliminary Charter School Apportionment.

When a Preliminary Charter School Apportionment is converted to a Final Charter School Apportionment, all the following criteria must be met:

- (a) The Final Charter School Apportionment request must meet all criteria on the Form SAB 50-04.
- (b) An applicant seeking to convert a Preliminary Charter School Apportionment to a Final Charter School Apportionment shall complete and file Form SAB 50-04 and the Grant Agreement. The number of pupils being requested cannot exceed the amount the applicant originally requested and received at the Preliminary Charter School Apportionment.

ATTACHMENT E

If the applicant is unable to meet the criteria in this Section, the Preliminary Charter School Apportionment shall be rescinded pursuant to the provisions of Section 1859.166.

Note: Authority cited: Sections 17070.35 and 17078.64, Education Code.

Reference: Section 17078.52, Education Code.

Section 1859.190. General. (*Career Technical Education Facilities Program*)

An applicant seeking Career Technical Education Facilities Project funding pursuant to the provisions of Education Code Section 17078.72, shall complete and file Form SAB 50-10 and the Grant Agreement.

. . .

Note: Authority cited: Sections 17070.35 and 17078.72(k), Education Code.

Reference: Sections 17078.72, 17078.73, and 101012(a)(4), Education Code.

Section 1859.90.2. Priority Funding Process.

The priority funding process allows the Board to distribute available funds to districts or charter schools that request, pursuant to (a) or (b) below, as applicable, an Apportionment or an advance release of funds from a Preliminary Apportionment or Preliminary Charter School Apportionment, during specific 30-calendar day filing periods beginning with July 27, 2011 and continuing with the 2nd Wednesday of January and the 2nd Wednesday of July of 2012. Requests submitted during the filing periods described above are valid until the next filing period begins. The specific 30-calendar day filing periods subsequent to 2012 begin with January 9, 2013 and continue with the 2nd Wednesday of May and the 2nd Wednesday of November, each calendar year. Requests submitted during the filing period beginning with January 9, 2013 are valid until June 30, 2013. Requests submitted during a filing period beginning with the 2nd Wednesday of May are valid from July 1 until December 31 of that year. Requests submitted during a filing period beginning with the 2nd Wednesday in November are valid from January 1 until June 30 of the following year. Requests must be physically received by the OPSC by the 30th calendar day of each filing period to be considered valid.

(a) In order to be considered for an Apportionment, approved advance release of design funds from a Preliminary Charter School Apportionment, or approved advance release of environmental hardship site acquisition funds from a Preliminary Apportionment, the district or charter school must provide a priority funding request in the form of a written statement signed by an authorized representative that includes each of the project Application numbers, and the type of Apportionment request (e.g., Apportionment, separate Apportionment for design or site acquisition), within the 30-calendar day filing period, and shall contain the following:

- (1) Statement that the request is to convert the unfunded approval to an Apportionment or to receive an approved advance release of funds; and
- (2) Acknowledgement that a valid, original signature Form SAB 50-05 must be submitted and physically received by the OPSC within 90 calendar days of Apportionment or approved advance release of funds request, except for a Career Technical Education Facilities Project in (a)(5), and that failure to do so will result in the rescission of the Apportionment or approved advance release of funds request without further Board action; and
- (3) Acknowledgement that, if the district submits the Form SAB 50-05 on or after July 1, 2013 and is required to submit an LCP third party report, pursuant to Section 1859.97(b), the report will be submitted to the OPSC and the DIR at least 60 days prior to submitting the Form SAB 50-05; and
- (4) For those receiving an Apportionment, acknowledgement that by participating in the priority funding process, the district or charter school is waiving its right to the 18 month timeline for fund release submittal described in Section 1859.90.

ATTACHMENT E

(5) For a Career Technical Education Facilities Project that was granted an unfunded approval without the required CDE plan approval and/or required DSA-approved plans and specifications, the applicant's request must include:

(A) Acknowledgement that the applicant must submit the required approval(s) to the OPSC within 12 months from the date of the Apportionment. If the required submittal(s) is not received within 12 months, the Apportionment shall be rescinded without further Board action pursuant to Section 1859.197(c)(1); and

(B) Acknowledgement that a valid, original signature Form SAB 50-05 must be submitted and physically received by the OPSC within 90 calendar days of the submittal described in (5)(A) and that failure to do so will result in the rescission of the Apportionment without further Board action.

(b) In order to be considered for an approved advance release of site acquisition funds from a Preliminary Charter School Apportionment, the district or charter school must provide a priority funding request in the form of a written statement signed by an authorized representative within the 30-calendar day filing period, and shall contain all of the following:

(1) Statement that the request is to convert the advance release of funds to an approved advance release of funds request; and,

(2) Acknowledgement that a valid, original signature Form SAB 50-05 must be submitted and physically received by the OPSC within 180 calendar days of the approved advance release of funds request and that failure to do so will result in the rescission of the approved advance release of funds request without further Board action; and

(3) Acknowledgement that it must provide evidence that it has entered into the Charter School Agreements within 90 calendar days of approval of the advance release of funds request and that failure to do so will result in the rescission of the approval without further Board action.

(c) If a district or charter school receives an Apportionment or approved advance release of funds request through the priority funding process, the OPSC must receive a valid, original signature copy of the Form SAB 50-05 within the specified time period, pursuant to (a)(2), (a)(5) or (b)(2) as applicable. Upon submittal of the original signature copy of the Form SAB 50-05, if the OPSC determines that the Form SAB 50-05 is not valid, the district will have ten business days to amend the Form SAB 50-05 in order to make the Form SAB 50-05 valid. If the OPSC does not receive a valid, original signature copy of the Form SAB 50-05 within the time period:

(1) The priority funding Apportionment or approved advance release of funds request shall be rescinded without further Board action, and

(2) If the Application is not subject to rescission pursuant to Section 1859.90.3(c) as defined in Section 1859.90.3(d), the Application shall return to the Unfunded List (Lack of AB 55 Loans) with a new unfunded approval date that is 90 calendar days from the date of Apportionment or approval of the advance release of funds request.

(d) In the event that the amount of requests received during a specific 30-calendar day filing period exceeds the funds available, the Board shall apportion based on the unfunded approval date and the Application received date up to the available cash from each bond source. Projects that have requested to participate in the priority funding process for which an Apportionment cannot be provided shall retain their date order position on the Unfunded List (Lack of AB 55 Loans). Requests not converted to Apportionments will not be returned to the district or kept by the OPSC.

(e) For purposes of this section "rescinded" or "rescission" shall mean that the Apportionment or approved advance release of funds request returns to unfunded approval status with a new unfunded approval date, except for (a)(5)(A). The new unfunded approval date will be 90 calendar days from the Apportionment date. The district or charter school will not be required to re-submit the Application and no further Application review will be required.

Note: Authority cited: Section 17070.35, Education Code.

Reference: Sections 17072.12, 17072.30, 17074.16, 17076.10, 17077.40, 17077.42 and 17077.45, Education Code.

ATTACHMENT F

SFP Statutory Authority

Education Code (EC) Section 17070.35 – Board's Duties

(a) In addition to all other powers and duties as are granted to the board by this chapter, other statutes, or the California Constitution, the board shall do all of the following:

(1) Adopt rules and regulations, pursuant to the rulemaking provisions of the Administrative Procedure Act, Chapter 3.5 (commencing with Section 11340) of Part 1 of Division 3 of Title 2 of the Government Code, for the administration of this chapter. However, the board shall have no authority to set the level of the fees of any architect, structural engineer, or other design professional on any project. The initial regulations adopted pursuant to this chapter shall be adopted as emergency regulations, and the circumstances related to the initial adoption are hereby deemed to constitute an emergency for this purpose. The initial regulations adopted pursuant to this chapter shall be adopted by November 4, 1998. If the initial regulations are not adopted by that date, the board shall report to the Legislature by that date, explaining the reasons for the delay.

(2) Establish and publish any procedures and policies in connection with the administration of this chapter as it deems necessary.

(3) Determine the eligibility of school districts to receive apportionments under this chapter.

(4) Apportion funds to eligible school districts under this chapter.

(b) The board shall review and amend its regulations as necessary to adjust its administration of this chapter to conform with the act that amended this section to add this subdivision. Regulations adopted pursuant to this subdivision shall be adopted by November 5, 2002, and shall be adopted as emergency regulations in accordance with the rulemaking provisions of the Administrative Procedure Act (Chapter 3.5 (commencing with Section 11340) of Part 1 of Division 3 of Title 2 of the Government Code). The adoption of any emergency regulation pursuant to this subdivision filed with the Office of Administrative Law shall be deemed to be an emergency and necessary for the immediate preservation of the public peace, health and safety, or general welfare. Notwithstanding subdivision (e) of Section 11346.1 of the Government Code, any emergency regulation adopted pursuant to this section shall remain in effect for no more than 365 days unless the board has complied with Sections 11346.2 to 11348, inclusive, of the Government Code.

EC Section 17072.35 – Use of New Construction Grants

A grant for new construction may be used for any and all costs necessary to adequately house new pupils in any approved project, and those costs may only include the cost of design, engineering, testing, inspection, plan checking, construction management, site acquisition and development, evaluation and response action costs relating to hazardous substances at a new or existing schoolsite, demolition, construction, acquisition and installation of portable classrooms, landscaping, necessary utility costs, utility connections and other fees, equipment including telecommunication equipment to increase school security, furnishings, and the upgrading of electrical systems or the wiring or cabling of classrooms in order to accommodate educational technology. A grant for new construction may also be used to acquire an existing government or privately owned building, or a privately financed school building, and for the necessary costs of converting the government or privately owned building for public school use. A grant for new construction may also be used for the costs of designs and materials that promote the efficient use of energy and water, the maximum use of natural lighting and indoor air quality, the use of recycled materials and materials that emit a minimum of toxic substances, the use of acoustics conducive to teaching and learning, and other characteristics of high performance schools.

ATTACHMENT F

EC Section 17074.25 – Use of Modernization Grants

(a) A modernization apportionment may be used for an improvement to extend the useful life of, or to enhance the physical environment of, the school. The improvement may only include the cost of design, engineering, testing, inspection, plan checking, construction management, demolition, construction, the replacement of portable classrooms, necessary utility costs, utility connection and other fees, the purchase and installation of air-conditioning equipment and insulation materials and related costs, furniture and equipment, including telecommunication equipment to increase school security, fire safety improvements, playground safety improvements, the identification, assessment, or abatement of hazardous asbestos, seismic safety improvements, and the upgrading of electrical systems or the wiring or cabling of classrooms in order to accommodate educational technology. A modernization grant may not be used for costs associated with acquisition and development of real property or for routine maintenance and repair.

(b) A modernization apportionment may also be used for the cost of designs and materials that promote the efficient use of energy and water, the maximum use of natural lighting and indoor air quality, the use of recycled materials and materials that emit a minimum of toxic substances, the use of acoustics conducive to teaching and learning, and other characteristics of high-performance schools.

EC Section 17075.10 – Facility Hardship and Financial Hardship Criteria

(a) A school district may apply for hardship assistance in cases of extraordinary circumstances. Extraordinary circumstances may include, but are not limited to, the need to repair, reconstruct, or replace the most vulnerable school facilities that are identified as a Category 2 building, as defined in the report submitted pursuant to Section 17317, determined by the department to pose an unacceptable risk of injury to its occupants in the event of a seismic event.

(b) A school district applying for hardship state funding under this article shall comply with either paragraph (1) or (2).

(1) Demonstrate both of the following:

(A) That due to extreme financial, disaster-related, or other hardship the school district has unmet need for pupil housing.

(B) That the school district is not financially capable of providing the matching funds otherwise required for state participation, that the district has made all reasonable efforts to impose all levels of local debt capacity and development fees, and that the school district is, therefore, unable to participate in the program pursuant to this chapter except as set forth in this article.

(2) Demonstrate that due to unusual circumstances that are beyond the control of the district, excessive costs need to be incurred in the construction of school facilities. Funds for the purpose of seismic mitigation work or facility replacement pursuant to this section shall be allocated by the board on a 50-percent state share basis from funds reserved for that purpose in any bond approved by the voters after January 1, 2006. If the board determines that the seismic mitigation work of a school building would require funding that is greater than 50 percent of the funds required to construct a new facility, the school district shall be eligible for funding to construct a new facility under this chapter.

(c) The board shall review the increased costs that may be uniquely associated with urban construction and shall adjust the per-pupil grant for new construction or modernization hardship applications as necessary to accommodate those costs. The board shall adopt regulations setting forth the standards, methodology, and a schedule of allowable adjustments, for the urban adjustment factor established pursuant to this subdivision.

EC Section 17076.10 – Program Accountability – Expenditure Reports

ATTACHMENT F

- (a) A school district that has received any funds pursuant to this chapter shall submit a summary report of expenditure of state funds and of district matching funds annually until all state funds and district matching funds are expended, and shall then submit a final report to the board. The board may require an audit of these reports or other district records to ensure that all funds received pursuant to this chapter are expended in accordance with program requirements.
- (b) If the board finds that a participating school district has made no substantial progress towards increasing its pupil capacity or modernizing its facilities within 18 months of the receipt of any funding pursuant to this chapter, the board shall rescind the apportionment in an amount equal to the unexpended funds.
- (c)(1) If the board, after the review of expenditures or audit has been conducted pursuant to subdivision (a), determines that a school district failed to expend funds in accordance with this chapter, the department shall notify the school district of the amount that must be repaid to the 1998 State School Facilities Fund, the 2002 State School Facilities Fund, or the 2004 State School Facilities Fund, as the case may be, within 60 days. If the school district fails to make the required payment within 60 days, the department shall notify the Controller and the school district in writing, and the Controller shall deduct an amount equal to the amount received by the school district under this subdivision, from the school district's next principal apportionment or apportionments of state funds to the school district, other than basic aid apportionments required by Section 6 of Article IX of the California Constitution. Any amounts obtained by the Controller shall be deposited into the 1998 State School Facilities Fund, the 2002 State School Facilities Fund, or the 2004 State School Facilities Fund, as appropriate.
- (2) Notwithstanding paragraph (1), if the board determines that repayment of the full liability within 60 days after the board action would constitute a severe financial hardship, as defined by the board, for the school district, the board shall approve a plan of equal annual payments over a period of up to five years. The plan shall include interest on each year's outstanding balance at the rate earned on the state's Pooled Money Investment Account during that year. The Controller shall withhold amounts, other than basic aid apportionments required by Section 6 of Article IX of the California Constitution, pursuant to the plan.
- (d) If a school district has received an apportionment, but has not met the criteria to have funds released pursuant to Section 17072.32 or 17074.15 within a period established by the board, but not to exceed 18 months, the board shall rescind the apportionment and deny the district's application.

EC Section 17078.52 – Charter School Facilities Program Establishment

- (a) There is hereby established the Charter Schools Facilities Program to provide funding to qualifying entities for the purpose of establishing school facilities for charter school pupils.
- (b)(1) The 2002 Charter School Facilities Account is hereby established within the 2002 State School Facilities Fund established pursuant to subdivision (b) of Section 17070.40. The proceeds of bonds, as set forth in subparagraph (A) of paragraph (1) of subdivision (a) of Section 100620, shall be deposited into the 2002 Charter School Facilities Account for the purposes of this article. Notwithstanding Section 13340 of the Government Code, funds deposited into the account are hereby continuously appropriated for the purposes of this article.
- (2) The 2004 Charter School Facilities Account is hereby established within the 2004 State School Facilities Fund established pursuant to subdivision (c) of Section 17070.40. The proceeds of bonds, as set forth in subparagraph (A) of paragraph (1) of subdivision (a) of Section 100820, if approved by the voters, shall be deposited into the 2004 Charter School Facilities Account for the purposes of this article. Notwithstanding Section 13340 of the Government Code, funds deposited into the account are hereby continuously appropriated for the purposes of this article.
- (3) The 2006 Charter School Facilities Account is hereby established within the 2006 State School Facilities Fund established pursuant to subdivision (d) of Section 17070.40. The proceeds of bonds, as set forth in paragraph (2) of subdivision (a) of Section 101012, if approved by the voters, shall be deposited into the 2006 Charter School Facilities Account for the purposes of this article. Notwithstanding Section 13340 of the Government Code, funds deposited into the account are hereby continuously appropriated for the purposes of this article.
- (c) As used in this article, the following terms have the following meanings:

ATTACHMENT F

- (1) "Authority" means the California School Finance Authority established pursuant to Section 17172.
- (2) "Account" means the pertinent account established under subdivision (b).
- (3) "Preliminary apportionment" means an apportionment made for eligible applicants under this article in advance of full compliance with all of the application requirements otherwise required for an apportionment pursuant to this chapter. The process for making preliminary apportionments under this article shall be substantially identical to the process established for critically overcrowded schools pursuant to Sections 17078.22 to 17078.30, inclusive.
- (4) "Financially sound" means a charter school that has demonstrated, over a period of time determined by the authority, but not less than 24 months immediately preceding the submission of the application, that it has operated as a financially capable concern in California, as measured by criteria established by the authority. A charter school that cannot demonstrate that it has been a financially capable concern for at least 24 months immediately preceding the submission of the application, due solely to not having operated as a charter school for at least 24 months, may meet this 24-month requirement if the charter school is managed by staff who have at least 24 months of documented experience, as measured by criteria established by the authority and the charter school has an educational plan, financial resources, facilities expertise, management expertise, and has been a financially capable concern for at least 24 months, as established by the authority.
- (d) The board shall, from time to time, transfer funds within the account to the California School Finance Authority Fund for the purposes of this article pursuant to the request of the authority as set forth in this article.

EC Section 17078.72 – Career Technical Education Facilities Program Establishment

- (a) The Career Technical Education Facilities Program is hereby established to provide funding to qualifying local educational agencies for the purpose of constructing new facilities or reconfiguring existing facilities, including, but not limited to, purchasing equipment with an average useful life expectancy of at least 10 years, to enhance educational opportunities for pupils in existing high schools in order to provide them with the skills and knowledge necessary for the high-demand technical careers of today and tomorrow.
- (b) The State Department of Education, in cooperation with the Chancellor's Office of the California Community Colleges, the Labor and Workforce Development Agency, and industry groups, shall develop criteria and pupil outcome measures to evaluate the program. The criteria shall ensure equity, program relevance to industry needs, and articulation with more advanced coursework at the partnering community colleges or private institutions.
- (c) The program shall be based on grant applications administered by the board.
- (d) Grants shall be allocated on a per-square-foot basis for the applicable type of construction proposed or deemed necessary by the board consistent with the approved application for the project.
- (e) New construction grants shall not exceed three million dollars (\$3,000,000) per project per schoolsite, inclusive of equipment, and shall only be allocated to comprehensive high schools that have an active Career Technical Advisory Committee pursuant to Section 8070, in either of the following methods:
 - (1) For a stand-alone project on a per-square-foot basis for the applicable type of construction proposed, based on the criteria established pursuant to subdivision (b), consistent with the approved application for the project.
 - (2) For new school projects, as a supplement to the per pupil allocation pursuant to Section 17072.10. The supplement is intended to cover excess costs uniquely related to the facilities required to provide the career technical education program or programs.
- (f) Modernization grants shall not exceed one million five hundred thousand dollars (\$1,500,000) per project per schoolsite, inclusive of equipment and may be awarded to comprehensive high schools or joint power authorities currently operating career technical education programs that have an active Career Technical Advisory Committee pursuant to Section 8070 for the purpose of reconfiguration. For comprehensive high schools, the grant shall be supplemental to the per pupil allocation pursuant to Section 17074.10. The supplement is intended to cover excess costs uniquely related to the facilities required to provide the career technical education program or programs.

ATTACHMENT F

(g)(1) A school district shall contribute from local resources a dollar amount that is equal to the amount of the grant of state funds awarded under subdivisions (d), (e), and (f). The required local contribution may be provided by private industry groups, the school district, or a joint powers authority.

(2) A school district shall not be required to demonstrate that it has unhoused pupils or that a permanent school building is more than 25 years old in order to receive a grant under the program.

(h) The program shall allow the required local contribution to be paid over time if sufficient local funds are not immediately available. The board may provide for a repayment schedule consistent with subparagraphs (C) and (D) of paragraph (1) of subdivision (a) of Section 17078.57. The board shall not waive the required local contribution on the basis of financial hardship or on any other basis.

(i) Applications shall meet the criteria developed under subdivision (b) and shall require all of the following:

(1) A clear and comprehensive career technical education plan for each course of study applicable to the instructional space.

(2) Projections of pupil enrollment.

(3) Identification of feeder schools, industry partners, and community colleges or other postsecondary schools participating in the development, articulation, and review of the educational program.

(4) Evidence of approval of the plan by the entities listed in paragraph (3).

(5) The method by which accountability for pupil enrollments and outcomes will be maintained. Outcomes shall include, but are not limited to, certificate completion, the successful entry of pupil to employment in the applicable industry, and successful transition to post-secondary institutions for work in the applicable industry or other areas of study.

(6) Evidence of coordination with all feeder schools, middle schools, and high schools within the area to ensure that the project and programs complement career technical education offerings in the area.

(7) Evidence that upon completion of the project the local educational agency will meet all of its obligations under Section 51228 relating to career technical education.

(j) Applications shall give weight to the number of pupils expected to attend, the cost per pupil, financial participation by industry partners in the construction and equipping of the facility, commitment to accountability for outcomes and participation, the strength and relevance of the educational plans to the needs of industry for qualified technical employees applicable to the economic development needs of the region in which the project will be located, and coordination and articulation with feeder schools, other high schools, and community colleges.

(k) The Office of Public School Construction shall develop and the board shall approve regulations to implement this article on or before April 19, 2007, and the board may promulgate those regulations first on an emergency basis, which shall be effective for no more than 12 months, after which any permanent regulations shall be promulgated in accordance with the Administrative Procedure Act (Chapter 3.5 (commencing with Section 11340) of Part 1 of Division 3 of Title 2 of the Government Code).

(l) Notwithstanding paragraphs (e) and (f), a project approved pursuant to this section is also eligible for an incentive grant from the funds specified in paragraph (8) of subdivision (a) of Section 101012 if the project meets the criteria prescribed in that section.

REPORT OF THE EXECUTIVE OFFICER
State Allocation Board Meeting, April 24, 2017

SCHOOL FACILITY PROGRAM UNFUNDED LIST

PURPOSE OF REPORT

To present to the State Allocation Board (Board) a list of School Facility Program (SFP) applications for approval for placement on the Unfunded List (Lack of AB 55 Loans).

DESCRIPTION

At the January 25, 2017 meeting, Staff presented information to the Board regarding the status of projects on the Unfunded List. At this time, Staff recommends that the Board approve the projects on the Attachment for placement on the Unfunded List (Lack of AB 55 Loans). The applications include projects for new construction and modernization and bond authority for these projects is from the recently passed Kindergarten through Community College Public Education Facilities Bond Act of 2016 (Proposition 51). Additional considerations are included for those projects that require additional processing.

AUTHORITY

Education Code Section 17070.50 states:

“The Board shall not apportion funds to any school district, unless the applicant school district..., has obtained written approval of the State Department of Education that the site selection, and the building plans and specifications, comply with the standards adopted by the department...”

Education Code Section 17072.30 states:

“...the Board shall apportion funds to an eligible school district only upon approval of the project by the Department of General Services pursuant to the Field Act...”

School Facility Program (SFP) Regulation Section 1859.2. Definitions states:

“Unfunded List” means an information list of unfunded projects, with the exception of the unfunded list defined below as “Unfunded List (Lack of AB 55 Loans)”.

“Unfunded List (Lack of AB 55 Loans)” means an information list of unfunded projects that was created due to the State’s inability to provide interim financing from the Pooled Money Investment Account (AB 55 loans) to fund school construction projects as declared in the Department of Finance Budget Letter #33 issued on December 18, 2008.

SFP Regulation Section 1859.95 states:

“When the Board has no funds to apportion ..., the Board will also accept and process applications for apportionment for purposes of developing an Unfunded List based on the date the application is ready for Apportionment, with the exception of New Construction funding applications that utilize eligibility generated by the Alternative Enrollment Projection.

With the exception of financial hardship eligibility, a district with an application included on an Unfunded List shall not be required to re-establish eligibility for the application prior to apportionment.”

(Continued on Page Two)

BACKGROUND

Pursuant to SFP Regulation Section 1859.95, the Office of Public School Construction (OPSC) accepted and fully processed eligibility and funding applications for new construction and modernization that were received July 31, 2012 through October 31, 2012 when bond authority for the program was exhausted. These applications were subsequently approved by the Board and placed on the Unfunded List in the event that bond authority became available. Below is a list of the elements of a fully processed funding application that has been approved by the Board:

- Had valid Division of the State Architect (DSA) when approval was awarded (valid one year, may be extended up to four years).
- Had valid California Department of Education (CDE) when approval was awarded (valid two years).
- Has met all requirements outlined in SFP Regulations.
- Has a final grant determination.

In November 2016, voters approved Proposition 51 making \$3 billion available for new construction and \$3 billion available for modernization.

STAFF ANALYSIS/STATEMENTS

With the passage of Proposition 51, new construction and modernization bond authority is now available for projects on the Unfunded List. The chart below shows the number of applications and total grant amounts for the projects on the list; however, some projects require additional processing to address the validity of state agency approvals and the necessity for updated reviews for Financial Hardship assistance.

Unfunded List		
Program	Funding Applications	Total Grant Amount
New Construction	26	\$178,460,543
Modernization	103	\$189,874,945

SFP Regulation Section 1859.95 clearly states that with the exception of financial hardship eligibility, there is no requirement for a project placed on the Unfunded List to re-establish eligibility. Therefore, Staff is proposing that the Board approve the projects included in the Attachment for placement on the Unfunded List (Lack of AB55 Loans).

Should the Board grant this approval, the applicants will be eligible to participate in the next available priority funding filing round to request an Apportionment after July 1, 2017.

However, for several projects there are additional steps that must be taken prior to an application moving from the Unfunded List (Lack of AB 55 Loans) to an Apportionment.

Financial Hardship Re-Review

At this time, nine projects include a prior Financial Hardship approval and have been on the Unfunded List for more than 180 days. In this circumstance, Staff must complete an updated review of the district's available funds to determine if additional funds are available to contribute towards the district's matching share of the project in accordance with SFP Regulation 1859.81(e)(3). Staff is able to present the projects for placement on the Unfunded List (Lack of AB 55 Loans) without an updated review, however; before the projects receive an Apportionment, the reviews will need to be completed.

STAFF ANALYSIS/STATEMENTS (cont.)

In order to ensure timely processing, OPSC will be reaching out to affected districts requesting all necessary documents for the updated Financial Hardship reviews.

State Agency Approvals -Expired

EC Section 17072.30 requires that a project have DSA approval prior to receiving an Apportionment by the Board. EC Section 17070.50 also requires that districts obtain the written approval of the California Department of Education (CDE) prior to Apportionment. Currently there are three new construction and 10 modernization projects on the Unfunded List that do not have a valid plan approvals from the Division of the State Architect (DSA) and California Department of Education (CDE). Staff proposes that these applications could remain on the Unfunded List (Lack of AB 55 Loans) until the updated approvals are obtained and submitted to OPSC; however the projects will be eligible to participate in the next available priority funding filing round to request an Apportionment after July 1, 2017 and are subject to the non-participation rules outlined in SFP Regulation Section 1859.90.3. While OPSC has previously considered projects with a new DSA approval to be a new project, in prior appeal items the Board has accepted a new DSA approval without requiring a new application submittal provided the project scope of work had not changed.

Upon receipt of the new State Agency approvals, the projects would be eligible for an Apportionment (subject to all other program requirements such as Priority Funding). Staff has been in contact with all projects with expired approvals. Each district with a project with expired state agency approvals has indicated that the project has not been canceled and will move forward. Staff will continue to monitor the status of the 13 projects with expired state agency approvals and will bring back a quarterly report to the Board, updating the status of these projects.

Grant Agreements

In January, Staff also presented the 2016 report completed by the Office of Statewide Audit and Evaluations (OSAE), which included findings and recommendations on the administration of Proposition 1D and future bond funds. The report also contained some considerations for the Board on how to address the findings in the OSAE report. As a result of this report, there is an item as part of this agenda for the Board's consideration that would adopt grant agreements for all projects. Grant agreements can generally clarify expectations by providing a better understanding between all parties about their rights and responsibilities at the very beginning and throughout the life of a project. By incorporating grant agreements into the SFP, it will address oversight issues identified in the August 2016 Office of State Audits and Evaluations report and will assist in our obligation to uphold fiduciary responsibility to taxpayers and stakeholders and ensure that every project has a closeout audit performed by an independent auditor.

Therefore, Staff recommends that the projects presented in the Attachment should be subject to grant agreements. Staff recommends that the Board make the execution of a grant agreement a condition of Apportionment following placement on the Unfunded List (Lack of AB 55 Loans).

Audit Process

The projects listed on the Attachment will be audited to the current laws and regulations that govern the School Facility Program. In the event that the proposed trailer bill is enacted into law, the closeout audit of the projects will be conducted by a local auditor that is in accordance with the Guide for Annual Audits of K-12 Local Education Agencies and State Compliance Reporting. If the current SFP law and regulations allow a district to retain project savings, then the local auditor will audit the savings to ensure they were spent on other high priority capital facility needs of the district.

STAFF ANALYSIS/STATEMENTS (cont.)

The Office of Public School Construction (OPSC) will make available on its website the list of projects subject to these audit requirements. Additionally, the OPSC will send out contact letters to districts to advise them of the audit requirements for their projects.

Summary

Staff recommends that the Board approve the projects listed in the Attachment for placement on the Unfunded List (Lack of AB 55 Loans) with the condition that the school district enters into a grant agreement as a condition of Apportionment, and satisfies financial hardship review and State Agency Approval requirements if applicable.

Approval for placement on the Unfunded List (Lack of AB55 Loans) for projects on the Attachment does not constitute a guarantee of future funding.

RECOMMENDATIONS

1. Approve the SFP applications as listed in the Attachment for placement on the Unfunded List (Lack of AB 55 Loans).
2. Provide that the approval does not constitute a guarantee of future funding.
3. Require all applications listed on the Attachment to enter into a grant agreement as a condition of Apportionment.
4. Allow all applications listed on the Attachment to obtain updated state agency approvals prior to receiving an Apportionment, as needed, without requiring the application to be resubmitted.
5. Provide that all applications listed on the Attachment are able to participate in the upcoming Priority Funding round, including those for which updated approvals from DSA and/or CDE are still being obtained, and all applications listed on the Attachment are subject to the non-participation rules outlined in SFP Regulation Section 1859.90.3.
6. Direct Staff to provide the Board with quarterly reports that provide the status of the 13 projects with expired state agency approvals.

BOARD ACTION

In considering this Item, the Board approved a motion to postpone action on this item as well as postpone action on the other two Action Items in this Agenda (Regulatory Amendments for Increased Program Accountability and School Facility Program Applications Received Beyond Bond Authority List).

ATTACHMENT
 Unfunded Approvals as of
 January 25, 2017 SAB

County	School District	Application Number	Program	Approval	Received Date	SAB Unfunded Approval	Financial Hardship Apportionment	Loan	State Share	Total Apportionment	Cumulative Total	Fund Code	SAB Date	SAB Approved
SAN DIEGO	SOLANA BEACH ELEMENTARY	50/68387-00-002	New Construction	G	10/31/2012	6/26/2013	0.00	0.00	11,562,358.00	11,562,358.00	339,776,951.00	112-012	06/26/13	Yes
SAN JOAQUIN	LAMMERSVILLE JOINT UNIFIED	50/76760-00-006	New Construction	G	10/31/2012	6/26/2013	0.00	0.00	10,815,703.00	10,815,703.00	350,592,654.00	112-012	06/26/13	Yes
SANTA CLARA	FRANKLIN-MCKINLEY ELEMENTARY	57/69450-00-009	Modernization	G	10/31/2012	6/26/2013	0.00	0.00	511,489.00	511,489.00	351,104,143.00	112-012	06/26/13	Yes
SANTA CLARA	GILROY UNIFIED	57/69484-00-008	Modernization	G	10/31/2012	6/26/2013	0.00	0.00	725,354.00	725,354.00	351,829,497.00	112-012	06/26/13	Yes
LOS ANGELES	CENTINELA VALLEY UNION HIGH	50/64352-02-001	New Construction	G	10/31/2012	7/10/2013	0.00	0.00	16,505,991.00	16,505,991.00	368,335,488.00	112-012	07/10/13	Yes

SCHOOL DISTRICT DATA

Application No: 57/64733-00-585	County: Los Angeles
School District: Los Angeles Unified	School Name: Fairfax Senior High

PROJECT DATA

Type of Project: High School	Application Filing Basis: Site Specific
Pupils Assigned Under 50 Yrs:	Pupils Assigned Over 50 Yrs:
K-6:	K-6:
7-8:	7-8:
9-12: 1180	9-12: 13
Non-Severe:	Non-Severe:
Severe:	Severe:
Financial Hardship Requested: No	Recommended Acres: 62.8
Alternative Education School: No	Existing Acres: 23.7

ADJUSTED GRANT DATA

Modernization Grant - Under 50 Yrs	\$ 5,882,300.00
Modernization Grant - Over 50 Yrs	90,025.00
Urban/Security/Impacted Site	1,339,348.00
Total State Share (60%)	7,311,673.00
District Share (40%)	4,874,449.00
Total Project Cost	\$ 12,186,122.00

PROJECT FINANCING

State Share	
This Project	\$ 7,311,673.00
District Share	
Cash Contribution	4,874,449.00
Financial Hardship	
Total Project Cost	\$ 12,186,122.00

HISTORY OF PROJECT COST AND APPORTIONMENT

	Fund Code	Proposition		Previously Authorized	Authorized This Action	Unfunded Approval This Action
State Share						
Modernization/Additional Grant	112-012		\$	7,311,673.00	\$ (7,311,673.00)	
Modernization/Additional Grant	951-570	51			7,311,673.00	\$ 7,311,673.00
District Share						
Cash Contribution				4,874,449.00		
Total			\$	12,186,122.00	\$ 0.00	\$ 7,311,673.00

Funding Source: Proposition 51 Bonds/2016-Nov.

Pursuant to the Board's action on March 11, 2009, this application has been approved and placed on the Unfunded List. This approval does not constitute a guarantee or commitment of future State funding.

The school district is responsible for ensuring the project is compliant with all Prevailing Wage Monitoring and/or Labor Compliance Program requirements at the time construction contracts were executed and/or construction commenced.

The District shall ensure that it is in compliance with all applicable laws, regulations and certifications it made on the program forms.

SCHOOL DISTRICT DATA

Application No: 57/64733-16-010 School District: Los Angeles Unified High School Attendance Area: Southgate	County: Los Angeles School Name: South Gate Senior High
--	--

PROJECT DATA

Type of Project: High School Pupils Assigned Under 50 Yrs: K-6: 7-8: 9-12: 37 Non-Severe: Severe:	Application Filing Basis: Site Specific Pupils Assigned Over 50 Yrs: K-6: 7-8: 9-12: 76 Non-Severe: Severe:
Financial Hardship Requested: No Alternative Education School: No	Recommended Acres: 69.7 Existing Acres: 24.1

ADJUSTED GRANT DATA

Modernization Grant - Under 50 Yrs	\$ 184,445.00
Modernization Grant - Over 50 Yrs	526,300.00
Prevailing Wage Monitoring	1,369.00
Small Size Project	28,430.00
Urban/Security/Impacted Site	173,397.00
Total State Share (60%)	913,941.00
District Share (40%)	609,294.00
Total Project Cost	\$ 1,523,235.00

PROJECT FINANCING

<u>State Share</u>	
This Project	\$ 913,941.00
<u>District Share</u>	
Cash Contribution	609,294.00
Financial Hardship	
Total Project Cost	\$ 1,523,235.00

HISTORY OF PROJECT COST AND APPORTIONMENT

	Fund Code	Proposition	Previously Authorized	Authorized This Action	Unfunded Approval This Action
<u>State Share</u>					
Modernization/Additional Grant	112-012		\$ 913,941.00	\$ (913,941.00)	
Modernization/Additional Grant	951-570	51		913,941.00	\$ 913,941.00
<u>District Share</u>					
Cash Contribution			609,294.00		
Total			\$ 1,523,235.00	\$ 0.00	\$ 913,941.00

Funding Source: Proposition 51 Bonds/2016-Nov.

Pursuant to the Board's action on March 11, 2009, this application has been approved and placed on the Unfunded List. This approval does not constitute a guarantee or commitment of future State funding.

The school district is responsible for ensuring the project is compliant with all Prevailing Wage Monitoring and/or Labor Compliance Program requirements at the time construction contracts were executed and/or construction commenced.

The District shall ensure that it is in compliance with all applicable laws, regulations and certifications it made on the program forms.

SCHOOL DISTRICT DATA

Application No: 57/66647-00-033 School District: Placentia-Yorba Linda Unified	County: Orange School Name: El Dorado High
---	---

PROJECT DATA

Type of Project: High School Pupils Assigned Under 50 Yrs: K-6: 7-8: 9-12: 294 Non-Severe: 22 Severe: 3 Financial Hardship Requested: No Alternative Education School: No	Application Filing Basis: Site Specific Recommended Acres: 49.6 Existing Acres: 37.8
--	---

ADJUSTED GRANT DATA

Modernization Grant - Under 50 Yrs \$ 1,668,828.00 Fire Detection Alarm 39,528.00 Accessibility/Fire Code Req. 50,065.00 Total State Share (60%) 1,758,421.00 District Share (40%) 1,172,281.00 Total Project Cost \$ <u>2,930,702.00</u>
--

PROJECT FINANCING

State Share	
This Project	\$ 1,758,421.00
District Share	
Cash Contribution	1,172,281.00
Financial Hardship	
Total Project Cost	\$ <u>2,930,702.00</u>

HISTORY OF PROJECT COST AND APPORTIONMENT

	Fund Code	Proposition	Previously Authorized	Authorized This Action	Unfunded Approval This Action
State Share					
Modernization/Additional Grant	112-012		\$ 1,758,421.00	\$ (1,758,421.00)	
Modernization/Additional Grant	951-570	51		1,758,421.00	\$ 1,758,421.00
District Share					
Cash Contribution			1,172,281.00		
Total			<u>\$ 2,930,702.00</u>	<u>\$ 0.00</u>	<u>\$ 1,758,421.00</u>

Funding Source: Proposition 51 Bonds/2016-Nov.

Pursuant to the Board's action on March 11, 2009, this application has been approved and placed on the Unfunded List. This approval does not constitute a guarantee or commitment of future State funding.

The school district is responsible for ensuring the project is compliant with all Prevailing Wage Monitoring and/or Labor Compliance Program requirements at the time construction contracts were executed and/or construction commenced.

The District shall ensure that it is in compliance with all applicable laws, regulations and certifications it made on the program forms.

SCHOOL DISTRICT DATA

Application No: 57/66670-00-052 County: Orange
 School District: Santa Ana Unified School Name: Mitchell (Kenneth E.) (Tmr)

PROJECT DATA

Type of Project: High School Application Filing Basis: Site Specific
 Pupils Assigned Under 50 Yrs: K-6:
 7-8:
 9-12:
 Non-Severe:
 Severe: 265
 Financial Hardship Requested: No Recommended Acres: 3.23
 Alternative Education School: No Existing Acres: 3.23

ADJUSTED GRANT DATA

Modernization Grant - Under 50 Yrs	\$ 3,039,550.00
Fire Detection Alarm	85,330.00
Prevailing Wage Monitoring	4,824.00
Accessibility/Fire Code Req.	91,187.00
Total State Share (60%)	3,220,891.00
District Share (40%)	2,147,261.00
Total Project Cost	\$ 5,368,152.00

PROJECT FINANCING

<u>State Share</u>	
This Project	\$ 3,220,891.00
<u>District Share</u>	
Cash Contribution	2,147,261.00
Financial Hardship	
Total Project Cost	\$ 5,368,152.00

HISTORY OF PROJECT COST AND APPORTIONMENT

	Fund Code	Proposition	Previously Authorized	Authorized This Action	Unfunded Approval This Action
<u>State Share</u>					
Modernization/Additional Grant	112-012		\$ 3,220,891.00	\$ (3,220,891.00)	
Modernization/Additional Grant	951-570	51		3,220,891.00	\$ 3,220,891.00
<u>District Share</u>					
Cash Contribution			2,147,261.00		
Total			\$ 5,368,152.00	\$ 0.00	\$ 3,220,891.00

Funding Source: Proposition 51 Bonds/2016-Nov.

Pursuant to the Board's action on March 11, 2009, this application has been approved and placed on the Unfunded List. This approval does not constitute a guarantee or commitment of future State funding.

The school district is responsible for ensuring the project is compliant with all Prevailing Wage Monitoring and/or Labor Compliance Program requirements at the time construction contracts were executed and/or construction commenced.

The District shall ensure that it is in compliance with all applicable laws, regulations and certifications it made on the program forms.

SCHOOL DISTRICT DATA

Application No: 57/62166-00-137 School District: Fresno Unified	County: Fresno School Name: Herbert Hoover High
--	--

PROJECT DATA

Type of Project: High School Pupils Assigned Under 50 Yrs: <table style="margin-left: 20px;"> <tr> <td>K-6:</td> <td></td> </tr> <tr> <td>7-8:</td> <td></td> </tr> <tr> <td>9-12:</td> <td>549</td> </tr> <tr> <td>Non-Severe:</td> <td>67</td> </tr> <tr> <td>Severe:</td> <td>87</td> </tr> </table>	K-6:		7-8:		9-12:	549	Non-Severe:	67	Severe:	87	Application Filing Basis: Site Specific Recommended Acres: 50.9 Existing Acres: 51.52
K-6:											
7-8:											
9-12:	549										
Non-Severe:	67										
Severe:	87										
Financial Hardship Requested: No Alternative Education School: No											

ADJUSTED GRANT DATA

Modernization Grant - Under 50 Yrs	\$ 4,248,813.00
Fire Detection Alarm	105,621.00
Prevailing Wage Monitoring	6,723.00
Accessibility/Fire Code Req.	<u>127,464.00</u>
Total State Share (60%)	4,488,621.00
District Share (40%)	<u>2,992,414.00</u>
Total Project Cost	<u>\$ 7,481,035.00</u>

PROJECT FINANCING

<u>State Share</u>	
This Project	\$ 4,488,621.00
<u>District Share</u>	
Cash Contribution	2,992,414.00
Financial Hardship	
Total Project Cost	<u>\$ 7,481,035.00</u>

HISTORY OF PROJECT COST AND APPORTIONMENT
--

	Fund Code	Proposition	Previously Authorized	Authorized This Action	Unfunded Approval This Action
<u>State Share</u>					
Modernization/Additional Grant	112-012		\$ 4,488,621.00	\$ (4,488,621.00)	
Modernization/Additional Grant	951-570	51		4,488,621.00	\$ 4,488,621.00
<u>District Share</u>					
Cash Contribution			<u>2,992,414.00</u>		
Total			<u>\$ 7,481,035.00</u>	<u>\$ 0.00</u>	<u>\$ 4,488,621.00</u>

Funding Source: Proposition 51 Bonds/2016-Nov.

Pursuant to the Board's action on March 11, 2009, this application has been approved and placed on the Unfunded List. This approval does not constitute a guarantee or commitment of future State funding.

The school district is responsible for ensuring the project is compliant with all Prevailing Wage Monitoring and/or Labor Compliance Program requirements at the time construction contracts were executed and/or construction commenced.

The District shall ensure that it is in compliance with all applicable laws, regulations and certifications it made on the program forms.

SCHOOL DISTRICT DATA

Application No: 57/73742-00-008 County: Kern
 School District: Sierra Sands Unified School Name: Burroughs High

PROJECT DATA

Type of Project:	High School	Application Filing Basis:	Site Specific
Pupils Assigned Under 50 Yrs:		Pupils Assigned Over 50 Yrs:	
K-6:		K-6:	
7-8:		7-8:	
9-12:	237	9-12:	482
Non-Severe:	9	Non-Severe:	20
Severe:		Severe:	
Financial Hardship Requested:	No	Recommended Acres:	40.7
Alternative Education School:	No	Existing Acres:	45.8

ADJUSTED GRANT DATA

Modernization Grant - Under 50 Yrs	\$ 1,250,511.00
Modernization Grant - Over 50 Yrs	3,551,010.00
Geographic Index Factor 5 %	240,076.00
Site Development	676.00
Total State Share (60%)	5,042,273.00
District Share (40%)	3,361,515.00
Total Project Cost	\$ 8,403,788.00

PROJECT FINANCING

<u>State Share</u>	
This Project	\$ 5,042,273.00
<u>District Share</u>	
Cash Contribution	3,361,515.00
Financial Hardship	
Total Project Cost	\$ 8,403,788.00

HISTORY OF PROJECT COST AND APPORTIONMENT

	Fund Code	Proposition	Previously Authorized	Authorized This Action	Unfunded Approval This Action
<u>State Share</u>					
Modernization/Additional Grant	112-012		\$ 5,042,273.00	\$ (5,042,273.00)	
Modernization/Additional Grant	951-570	51		5,042,273.00	\$ 5,042,273.00
<u>District Share</u>					
Cash Contribution			3,361,515.00		
Total			\$ 8,403,788.00	\$ 0.00	\$ 5,042,273.00

Funding Source: Proposition 51 Bonds/2016-Nov.

Pursuant to the Board's action on March 11, 2009, this application has been approved and placed on the Unfunded List. This approval does not constitute a guarantee or commitment of future State funding.

The school district is responsible for ensuring the project is compliant with all Prevailing Wage Monitoring and/or Labor Compliance Program requirements at the time construction contracts were executed and/or construction commenced.

The District shall ensure that it is in compliance with all applicable laws, regulations and certifications it made on the program forms.

SCHOOL DISTRICT DATA

Application No: 57/73965-00-006 County: Fresno
 School District: Central Unified School Name: El Capitan Middle

PROJECT DATA

Type of Project:	Middle School	Application Filing Basis:	Site Specific
Pupils Assigned Under 50 Yrs:		Pupils Assigned Over 50 Yrs:	
K-6:		K-6:	
7-8:	133	7-8:	115
9-12:		9-12:	
Non-Severe:	10	Non-Severe:	10
Severe:	4	Severe:	5
Financial Hardship Requested:	No	Recommended Acres:	14
Alternative Education School:	No	Existing Acres:	16

ADJUSTED GRANT DATA

Modernization Grant - Under 50 Yrs	\$ 629,217.00
Modernization Grant - Over 50 Yrs	794,620.00
Fire Detection Alarm	35,738.00
Accessibility/Fire Code Req.	42,715.00
Total State Share (60%)	1,502,290.00
District Share (40%)	1,001,527.00
Total Project Cost	\$ 2,503,817.00

PROJECT FINANCING

<u>State Share</u>	
This Project	\$ 1,502,290.00
<u>District Share</u>	
Cash Contribution	1,001,527.00
Financial Hardship	
Total Project Cost	\$ 2,503,817.00

HISTORY OF PROJECT COST AND APPORTIONMENT

	Fund Code	Proposition	Previously Authorized	Authorized This Action	Unfunded Approval This Action
<u>State Share</u>					
Modernization/Additional Grant	112-012		\$ 1,502,290.00	\$ (1,502,290.00)	
Modernization/Additional Grant	951-570	51		1,502,290.00	\$ 1,502,290.00
<u>District Share</u>					
Cash Contribution			1,001,527.00		
Total			\$ 2,503,817.00	\$ 0.00	\$ 1,502,290.00

Funding Source: Proposition 51 Bonds/2016-Nov.

Pursuant to the Board's action on March 11, 2009, this application has been approved and placed on the Unfunded List. This approval does not constitute a guarantee or commitment of future State funding.

The school district is responsible for ensuring the project is compliant with all Prevailing Wage Monitoring and/or Labor Compliance Program requirements at the time construction contracts were executed and/or construction commenced.

The District shall ensure that it is in compliance with all applicable laws, regulations and certifications it made on the program forms.

SCHOOL DISTRICT DATA

Application No: 57/66423-00-030 School District: Anaheim City	County: Orange School Name: Madison Elementary
--	---

PROJECT DATA

Type of Project: Elementary School Pupils Assigned Under 50 Yrs: K-6: 215 7-8: 9-12: Non-Severe: 13 Severe: 3 Financial Hardship Requested: No Alternative Education School: No	Application Filing Basis: Site Specific Pupils Assigned Over 50 Yrs: K-6: 496 7-8: 9-12: Non-Severe: 30 Severe: 8 Recommended Acres: 16.9 Existing Acres: 9.02
--	---

ADJUSTED GRANT DATA

Modernization Grant - Under 50 Yrs	\$ 908,172.00
Modernization Grant - Over 50 Yrs	2,927,244.00
Fire Detection Alarm	94,595.00
Prevailing Wage Monitoring	7,486.00
Urban/Security/Impacted Site	659,607.00
Site Development	141,020.00
Accessibility/Fire Code Req.	259,789.00
Total State Share (60%)	4,997,913.00
District Share (40%)	3,331,942.00
Total Project Cost	<u>\$ 8,329,855.00</u>

PROJECT FINANCING

State Share	
This Project	\$ 4,997,913.00
District Share	
Cash Contribution	3,331,942.00
Financial Hardship	
Total Project Cost	<u>\$ 8,329,855.00</u>

HISTORY OF PROJECT COST AND APPORTIONMENT

	Fund Code	Proposition	Previously Authorized	Authorized This Action		Unfunded Approval This Action
State Share						
Modernization/Additional Grant	112-012		\$ 4,997,913.00	\$ (4,997,913.00)		
Modernization/Additional Grant	951-570	51		4,997,913.00	\$	4,997,913.00
District Share						
Cash Contribution			3,331,942.00			
Total			<u>\$ 8,329,855.00</u>	<u>\$ 0.00</u>	\$	<u>\$ 4,997,913.00</u>

Funding Source: Proposition 51 Bonds/2016-Nov.

Pursuant to the Board's action on March 11, 2009, this application has been approved and placed on the Unfunded List. This approval does not constitute a guarantee or commitment of future State funding.

The school district is responsible for ensuring the project is compliant with all Prevailing Wage Monitoring and/or Labor Compliance Program requirements at the time construction contracts were executed and/or construction commenced.

The District shall ensure that it is in compliance with all applicable laws, regulations and certifications it made on the program forms.

SCHOOL DISTRICT DATA

Application No: 57/68676-00-034	County: San Joaquin
School District: Stockton Unified	School Name: Van Buren Elementary

PROJECT DATA

Type of Project: Elementary School	Application Filing Basis: Site Specific
Pupils Assigned Under 50 Yrs:	
K-6:	
7-8: 100	
9-12:	
Non-Severe:	
Severe:	
Financial Hardship Requested: No	Recommended Acres: 14
Alternative Education School: No	Existing Acres: 7.09

ADJUSTED GRANT DATA

Modernization Grant - Under 50 Yrs	\$ 380,900.00
Fire Detection Alarm	11,500.00
Small Size Project	45,708.00
Urban/Security/Impacted Site	77,345.00
Accessibility/Fire Code Req.	185,255.00
Total State Share (60%)	700,708.00
District Share (40%)	467,139.00
Total Project Cost	\$ 1,167,847.00

PROJECT FINANCING

<u>State Share</u>	
This Project	\$ 700,708.00
<u>District Share</u>	
Cash Contribution	467,139.00
Financial Hardship	
Total Project Cost	\$ 1,167,847.00

HISTORY OF PROJECT COST AND APPORTIONMENT

	Fund Code	Proposition	Previously Authorized	Authorized This Action	Unfunded Approval This Action
<u>State Share</u>					
Modernization/Additional Grant	112-012		\$ 700,708.00	\$ (700,708.00)	
Modernization/Additional Grant	951-570	51		700,708.00	\$ 700,708.00
<u>District Share</u>					
Cash Contribution			467,139.00		
Total			\$ 1,167,847.00	\$ 0.00	\$ 700,708.00

Funding Source: Proposition 51 Bonds/2016-Nov.

Pursuant to the Board's action on March 11, 2009, this application has been approved and placed on the Unfunded List. This approval does not constitute a guarantee or commitment of future State funding.

The school district is responsible for ensuring the project is compliant with all Prevailing Wage Monitoring and/or Labor Compliance Program requirements at the time construction contracts were executed and/or construction commenced.

The District shall ensure that it is in compliance with all applicable laws, regulations and certifications it made on the program forms.

SCHOOL DISTRICT DATA

Application No: 57/68361-00-010 County: San Diego
 School District: Santee Elementary School Name: Rio Seco Elementary

PROJECT DATA

Type of Project: Elementary School Application Filing Basis: Site Specific
 Pupils Assigned Under 50 Yrs: K-6: 6
 7-8: 8
 9-12: 8
 Non-Severe: 26
 Severe: 0
 Financial Hardship Requested: No Recommended Acres: 21.1
 Alternative Education School: No Existing Acres: 12.62

ADJUSTED GRANT DATA

Modernization Grant - Under 50 Yrs	\$ 251,596.00
Fire Detection Alarm	7,226.00
Prevailing Wage Monitoring	388.00
Total State Share (60%)	259,210.00
District Share (40%)	172,807.00
Total Project Cost	<u>\$ 432,017.00</u>

PROJECT FINANCING

<u>State Share</u>	
This Project	\$ 259,210.00
<u>District Share</u>	
Cash Contribution	172,807.00
Financial Hardship	
Total Project Cost	<u>\$ 432,017.00</u>

HISTORY OF PROJECT COST AND APPORTIONMENT

	Fund Code	Proposition	Previously Authorized	Authorized This Action	Unfunded Approval This Action
<u>State Share</u>					
Modernization/Additional Grant	112-012		\$ 259,210.00	\$ (259,210.00)	
Modernization/Additional Grant	951-570	51		259,210.00	\$ 259,210.00
<u>District Share</u>					
Cash Contribution			172,807.00		
Total			<u>\$ 432,017.00</u>	<u>\$ 0.00</u>	<u>\$ 259,210.00</u>

Funding Source: Proposition 51 Bonds/2016-Nov.

Pursuant to the Board's action on March 11, 2009, this application has been approved and placed on the Unfunded List. This approval does not constitute a guarantee or commitment of future State funding.

The school district is responsible for ensuring the project is compliant with all Prevailing Wage Monitoring and/or Labor Compliance Program requirements at the time construction contracts were executed and/or construction commenced.

The District shall ensure that it is in compliance with all applicable laws, regulations and certifications it made on the program forms.

SCHOOL DISTRICT DATA

Application No: 57/64733-37-006	County: Los Angeles
School District: Los Angeles Unified	School Name: Lanai Road Elementary
High School Attendance Area: Birmingham	

PROJECT DATA

Type of Project: Elementary School	Application Filing Basis: Site Specific
Pupils Assigned Under 50 Yrs:	Pupils Assigned Over 50 Yrs:
K-6: 95	K-6: 6
7-8:	7-8:
9-12:	9-12:
Non-Severe:	Non-Severe:
Severe:	Severe:
Financial Hardship Requested: No	Recommended Acres: 10.2
Alternative Education School: No	Existing Acres: 5.9

ADJUSTED GRANT DATA

Modernization Grant - Under 50 Yrs	\$ 342,000.00
Modernization Grant - Over 50 Yrs	30,000.00
Total State Share (60%)	372,000.00
District Share (40%)	248,000.00
Total Project Cost	\$ 620,000.00

PROJECT FINANCING

State Share	
This Project	\$ 372,000.00
District Share	
Cash Contribution	248,000.00
Financial Hardship	
Total Project Cost	\$ 620,000.00

HISTORY OF PROJECT COST AND APPORTIONMENT

	Fund Code	Proposition	Previously Authorized	Authorized This Action	Unfunded Approval This Action
State Share					
Modernization/Additional Grant	112-012		\$ 372,000.00	\$ (372,000.00)	
Modernization/Additional Grant	951-570	51		372,000.00	\$ 372,000.00
District Share					
Cash Contribution			248,000.00		
Total			\$ 620,000.00	\$ 0.00	\$ 372,000.00

Funding Source: Proposition 51 Bonds/2016-Nov.

Pursuant to the Board's action on March 11, 2009, this application has been approved and placed on the Unfunded List. This approval does not constitute a guarantee or commitment of future State funding.

The school district is responsible for ensuring the project is compliant with all Prevailing Wage Monitoring and/or Labor Compliance Program requirements at the time construction contracts were executed and/or construction commenced.

The District shall ensure that it is in compliance with all applicable laws, regulations and certifications it made on the program forms.

SCHOOL DISTRICT DATA

Application No: 57/65367-00-003	County: Marin
School District: Larkspur Elementary	School Name: Neil Cummins Elementary

PROJECT DATA

Type of Project: Elementary School	Application Filing Basis: Site Specific
Pupils Assigned Under 50 Yrs:	
K-6: 55	
7-8:	
9-12:	
Non-Severe: 49	
Severe: 8	
Financial Hardship Requested: No	Recommended Acres: 13.7
Alternative Education School: No	Existing Acres: 10

ADJUSTED GRANT DATA

Modernization Grant - Under 50 Yrs	\$ 665,786.00
Project Assistance	3,040.00
Prevailing Wage Monitoring	1,073.00
Small Size Project	26,631.00
Accessibility/Fire Code Req.	19,974.00
Total State Share (60%)	716,504.00
District Share (40%)	477,669.00
Total Project Cost	\$ 1,194,173.00

PROJECT FINANCING

<u>State Share</u>	
This Project	\$ 716,504.00
<u>District Share</u>	
Cash Contribution	477,669.00
Financial Hardship	
Total Project Cost	\$ 1,194,173.00

HISTORY OF PROJECT COST AND APPORTIONMENT

	Fund Code	Proposition		Previously Authorized	Authorized This Action	Unfunded Approval This Action
<u>State Share</u>						
Modernization/Additional Grant	112-012		\$	716,504.00	\$ (716,504.00)	
Modernization/Additional Grant	951-570	51			716,504.00	\$ 716,504.00
<u>District Share</u>						
Cash Contribution				477,669.00		
Total			\$	1,194,173.00	\$ 0.00	\$ 716,504.00

Funding Source: Proposition 51 Bonds/2016-Nov.

Pursuant to the Board's action on March 11, 2009, this application has been approved and placed on the Unfunded List. This approval does not constitute a guarantee or commitment of future State funding.

The school district is responsible for ensuring the project is compliant with all Prevailing Wage Monitoring and/or Labor Compliance Program requirements at the time construction contracts were executed and/or construction commenced.

The District shall ensure that it is in compliance with all applicable laws, regulations and certifications it made on the program forms.

SCHOOL DISTRICT DATA

Application No: 57/61788-00-009 School District: Pittsburg Unified	County: Contra Costa School Name: Martin Luther King Jr. Junior High
---	---

PROJECT DATA

Type of Project: Middle School Pupils Assigned Under 50 Yrs: K-6: 71 7-8: 9-12: Non-Severe: Severe:	Application Filing Basis: Site Specific Pupils Assigned Over 50 Yrs: K-6: 498 7-8: 9-12: Non-Severe: Severe:	Financial Hardship Requested: No Alternative Education School: No Recommended Acres: 8.1 Existing Acres: 12
--	---	--

ADJUSTED GRANT DATA

Modernization Grant - Under 50 Yrs	\$ 255,600.00
Modernization Grant - Over 50 Yrs	2,490,000.00
Fire Detection Alarm	65,435.00
Site Development	90,225.00
Accessibility/Fire Code Req.	82,368.00
Two Stop Elevators	288,480.00
Total State Share (60%)	3,272,108.00
District Share (40%)	2,181,405.00
Total Project Cost	\$ 5,453,513.00

PROJECT FINANCING

<u>State Share</u>	
This Project	\$ 3,272,108.00
<u>District Share</u>	
Cash Contribution	2,181,405.00
Financial Hardship	
Total Project Cost	\$ 5,453,513.00

HISTORY OF PROJECT COST AND APPORTIONMENT

	Fund Code	Proposition	Previously Authorized	Authorized This Action	Unfunded Approval This Action
<u>State Share</u>					
Modernization/Additional Grant	112-012		\$ 3,272,108.00	\$ (3,272,108.00)	
Modernization/Additional Grant	951-570	51		3,272,108.00	\$ 3,272,108.00
<u>District Share</u>					
Cash Contribution			2,181,405.00		
Total			\$ 5,453,513.00	\$ 0.00	\$ 3,272,108.00

Funding Source: Proposition 51 Bonds/2016-Nov.

Pursuant to the Board's action on March 11, 2009, this application has been approved and placed on the Unfunded List. This approval does not constitute a guarantee or commitment of future State funding.

The school district is responsible for ensuring the project is compliant with all Prevailing Wage Monitoring and/or Labor Compliance Program requirements at the time construction contracts were executed and/or construction commenced.

The District shall ensure that it is in compliance with all applicable laws, regulations and certifications it made on the program forms.

SCHOOL DISTRICT DATA

Application No: 57/68130-00-018 School District: Grossmont Union High	County: San Diego School Name: Grossmont High
--	--

PROJECT DATA

Type of Project: High School Pupils Assigned Under 50 Yrs: K-6: 7-8: 9-12: 56 Non-Severe: 3 Severe: 0 Financial Hardship Requested: No Alternative Education School: No	Application Filing Basis: Site Specific Pupils Assigned Over 50 Yrs: K-6: 7-8: 9-12: 187 Non-Severe: 14 Severe: 1 Recommended Acres: 63.4 Existing Acres: 44.96
--	--

ADJUSTED GRANT DATA

Modernization Grant - Under 50 Yrs	\$ 302,182.00
Modernization Grant - Over 50 Yrs	1,460,125.00
Fire Detection Alarm	31,939.00
Accessibility/Fire Code Req.	52,869.00
Two Stop Elevators	96,160.00
Total State Share (60%)	1,943,275.00
District Share (40%)	1,295,517.00
Total Project Cost	\$ 3,238,792.00

PROJECT FINANCING

State Share	
This Project	\$ 1,943,275.00
District Share	
Cash Contribution	1,295,517.00
Financial Hardship	
Total Project Cost	\$ 3,238,792.00

HISTORY OF PROJECT COST AND APPORTIONMENT

	Fund Code	Proposition	Previously Authorized	Authorized This Action	Unfunded Approval This Action
State Share					
Modernization/Additional Grant	112-012		\$ 1,943,275.00	\$ (1,943,275.00)	
Modernization/Additional Grant	951-570	51		1,943,275.00	\$ 1,943,275.00
District Share					
Cash Contribution			1,295,517.00		
Total			\$ 3,238,792.00	\$ 0.00	\$ 1,943,275.00

Funding Source: Proposition 51 Bonds/2016-Nov.

Pursuant to the Board's action on March 11, 2009, this application has been approved and placed on the Unfunded List. This approval does not constitute a guarantee or commitment of future State funding.

The school district is responsible for ensuring the project is compliant with all Prevailing Wage Monitoring and/or Labor Compliance Program requirements at the time construction contracts were executed and/or construction commenced.

The District shall ensure that it is in compliance with all applicable laws, regulations and certifications it made on the program forms.

SCHOOL DISTRICT DATA

Application No: 57/68676-00-035 County: San Joaquin
 School District: Stockton Unified School Name: Nightingale Elementary

PROJECT DATA

Type of Project: Elementary School Application Filing Basis: Site Specific
 Pupils Assigned Under 50 Yrs: K-6: 32
 7-8:
 9-12:
 Non-Severe:
 Severe:
 Financial Hardship Requested: No Recommended Acres: 8.9
 Alternative Education School: No Existing Acres: 10.05

ADJUSTED GRANT DATA

Modernization Grant - Under 50 Yrs	\$ 115,200.00
Fire Detection Alarm	3,680.00
Small Size Project	13,824.00
Accessibility/Fire Code Req.	3,456.00
Total State Share (60%)	136,160.00
District Share (40%)	90,773.00
Total Project Cost	<u>\$ 226,933.00</u>

PROJECT FINANCING

<u>State Share</u>	
This Project	\$ 136,160.00
<u>District Share</u>	
Cash Contribution	90,773.00
Financial Hardship	
Total Project Cost	<u>\$ 226,933.00</u>

HISTORY OF PROJECT COST AND APPORTIONMENT

	Fund Code	Proposition	Previously Authorized	Authorized This Action	Unfunded Approval This Action
<u>State Share</u>					
Modernization/Additional Grant	112-012		\$ 136,160.00	\$ (136,160.00)	
Modernization/Additional Grant	951-570	51		136,160.00	\$ 136,160.00
<u>District Share</u>					
Cash Contribution			90,773.00		
Total			<u>\$ 226,933.00</u>	<u>\$ 0.00</u>	<u>\$ 136,160.00</u>

Funding Source: Proposition 51 Bonds/2016-Nov.

Pursuant to the Board's action on March 11, 2009, this application has been approved and placed on the Unfunded List. This approval does not constitute a guarantee or commitment of future State funding.

The school district is responsible for ensuring the project is compliant with all Prevailing Wage Monitoring and/or Labor Compliance Program requirements at the time construction contracts were executed and/or construction commenced.

The District shall ensure that it is in compliance with all applicable laws, regulations and certifications it made on the program forms.

SCHOOL DISTRICT DATA

Application No: 57/75515-00-011 County: Humboldt
 School District: Eureka City Unified School Name: Birney (Alice) Elementary

PROJECT DATA

Type of Project:	Elementary School	Application Filing Basis:	Site Specific
Pupils Assigned Under 50 Yrs:	K-6: 54	Pupils Assigned Over 50 Yrs:	K-6: 21
	7-8:		7-8:
	9-12:		9-12:
	Non-Severe:		Non-Severe:
	Severe:		Severe:
Financial Hardship Requested:	No	Recommended Acres:	9.8
Alternative Education School:	No	Existing Acres:	15.3

ADJUSTED GRANT DATA

Modernization Grant - Under 50 Yrs	\$ 200,502.00
Modernization Grant - Over 50 Yrs	108,297.00
Fire Detection Alarm	8,925.00
Prevailing Wage Monitoring	546.00
Small Size Project	37,056.00
Accessibility/Fire Code Req.	9,264.00
Total State Share (60%)	364,590.00
District Share (40%)	243,060.00
Total Project Cost	<u>\$ 607,650.00</u>

PROJECT FINANCING

<u>State Share</u>	
This Project	\$ 364,590.00
<u>District Share</u>	
Cash Contribution	243,060.00
Financial Hardship	
Total Project Cost	<u>\$ 607,650.00</u>

HISTORY OF PROJECT COST AND APPORTIONMENT

	Fund Code	Proposition	Previously Authorized	Authorized This Action	Unfunded Approval This Action
<u>State Share</u>					
Modernization/Additional Grant	112-012		\$ 364,590.00	\$ (364,590.00)	
Modernization/Additional Grant	951-570	51		364,590.00	\$ 364,590.00
<u>District Share</u>					
Cash Contribution			243,060.00		
Total			<u>\$ 607,650.00</u>	<u>\$ 0.00</u>	<u>\$ 364,590.00</u>

Funding Source: Proposition 51 Bonds/2016-Nov.

Pursuant to the Board's action on March 11, 2009, this application has been approved and placed on the Unfunded List. This approval does not constitute a guarantee or commitment of future State funding.

The school district is responsible for ensuring the project is compliant with all Prevailing Wage Monitoring and/or Labor Compliance Program requirements at the time construction contracts were executed and/or construction commenced.

The District shall ensure that it is in compliance with all applicable laws, regulations and certifications it made on the program forms.

SCHOOL DISTRICT DATA

Application No: 57/73551-00-009 County: San Diego
 School District: Carlsbad Unified School Name: Hope Elementary

PROJECT DATA

Type of Project: Elementary School Application Filing Basis: Site Specific
 Pupils Assigned Under 50 Yrs: K-6: 500
 7-8:
 9-12:
 Non-Severe: 30
 Severe: 18
 Financial Hardship Requested: No Recommended Acres: 10.1
 Alternative Education School: No Existing Acres: 13.74

ADJUSTED GRANT DATA

Modernization Grant - Under 50 Yrs	\$ 2,306,842.00
Total State Share (60%)	2,306,842.00
District Share (40%)	1,537,895.00
Total Project Cost	\$ 3,844,737.00

PROJECT FINANCING

State Share

This Project	\$ 2,306,842.00
<u>District Share</u>	
Cash Contribution	1,537,895.00
Financial Hardship	
Total Project Cost	\$ 3,844,737.00

HISTORY OF PROJECT COST AND APPORTIONMENT

	Fund Code	Proposition	Previously Authorized	Authorized This Action	Unfunded Approval This Action
<u>State Share</u>					
Modernization/Additional Grant	112-012		\$ 2,306,842.00	\$ (2,306,842.00)	
Modernization/Additional Grant	951-570	51		2,306,842.00	\$ 2,306,842.00
<u>District Share</u>					
Cash Contribution			1,537,895.00		
Total			\$ 3,844,737.00	\$ 0.00	\$ 2,306,842.00

Funding Source: Proposition 51 Bonds/2016-Nov.

Pursuant to the Board's action on March 11, 2009, this application has been approved and placed on the Unfunded List. This approval does not constitute a guarantee or commitment of future State funding.

The school district is responsible for ensuring the project is compliant with all Prevailing Wage Monitoring and/or Labor Compliance Program requirements at the time construction contracts were executed and/or construction commenced.

The District shall ensure that it is in compliance with all applicable laws, regulations and certifications it made on the program forms.

SCHOOL DISTRICT DATA

Application No: 57/76778-00-001	County: Fresno
School District: Washington Unified	School Name: Washington High

PROJECT DATA

Type of Project: High School	Application Filing Basis: Site Specific
Pupils Assigned Under 50 Yrs: K-6:	Pupils Assigned Over 50 Yrs: K-6:
7-8:	7-8:
9-12: 469	9-12: 405
Non-Severe:	Non-Severe:
Severe:	Severe:
Financial Hardship Requested: No	Recommended Acres: 33
Alternative Education School: No	Existing Acres: 45.8

ADJUSTED GRANT DATA

Modernization Grant - Under 50 Yrs	\$ 2,411,129.00
Modernization Grant - Over 50 Yrs	2,892,510.00
Fire Detection Alarm	104,006.00
Prevailing Wage Monitoring	8,846.00
Site Development	195,595.00
Accessibility/Fire Code Req.	159,109.00
Two Stop Elevators	99,172.00
Additional Elev. Stops	35,698.00
Total State Share (60%)	5,906,065.00
District Share (40%)	3,937,377.00
Total Project Cost	<u>\$ 9,843,442.00</u>

PROJECT FINANCING

<u>State Share</u>	
This Project	\$ 5,906,065.00
<u>District Share</u>	
Cash Contribution	3,937,377.00
Financial Hardship	
Total Project Cost	<u>\$ 9,843,442.00</u>

HISTORY OF PROJECT COST AND APPORTIONMENT

	Fund Code	Proposition	Previously Authorized	Authorized This Action	Unfunded Approval This Action
<u>State Share</u>					
Modernization/Additional Grant	112-012		\$ 5,906,065.00	\$ (5,906,065.00)	
Modernization/Additional Grant	951-570	51		5,906,065.00	\$ 5,906,065.00
<u>District Share</u>					
Cash Contribution			3,937,377.00		
Total			<u>\$ 9,843,442.00</u>	<u>\$ 0.00</u>	<u>\$ 5,906,065.00</u>

Funding Source: Proposition 51 Bonds/2016-Nov.

Pursuant to the Board's action on March 11, 2009, this application has been approved and placed on the Unfunded List. This approval does not constitute a guarantee or commitment of future State funding.

The school district is responsible for ensuring the project is compliant with all Prevailing Wage Monitoring and/or Labor Compliance Program requirements at the time construction contracts were executed and/or construction commenced.

The District shall ensure that it is in compliance with all applicable laws, regulations and certifications it made on the program forms.

SCHOOL DISTRICT DATA

Application No: 57/65367-00-004 County: Marin
 School District: Larkspur Elementary School Name: Hall Middle School

PROJECT DATA

Type of Project: Middle School Application Filing Basis: Site Specific
 Pupils Assigned Under 50 Yrs: K-6: 161
 7-8: 161
 9-12: 34
 Non-Severe: 34
 Severe: 11
 Financial Hardship Requested: No Recommended Acres: 16.6
 Alternative Education School: No Existing Acres: 10

ADJUSTED GRANT DATA

Modernization Grant - Under 50 Yrs	\$ 1,031,603.00
Project Assistance	3,135.00
Prevailing Wage Monitoring	1,599.00
Accessibility/Fire Code Req.	30,948.00
Total State Share (60%)	1,067,285.00
District Share (40%)	711,523.00
Total Project Cost	\$ 1,778,808.00

PROJECT FINANCING

<u>State Share</u>	
This Project	\$ 1,067,285.00
<u>District Share</u>	
Cash Contribution	711,523.00
Financial Hardship	
Total Project Cost	\$ 1,778,808.00

HISTORY OF PROJECT COST AND APPORTIONMENT

	Fund Code	Proposition	Previously Authorized	Authorized This Action	Unfunded Approval This Action
<u>State Share</u>					
Modernization/Additional Grant	112-012		\$ 1,067,285.00	\$ (1,067,285.00)	
Modernization/Additional Grant	951-570	51		1,067,285.00	\$ 1,067,285.00
<u>District Share</u>					
Cash Contribution			711,523.00		
Total			\$ 1,778,808.00	\$ 0.00	\$ 1,067,285.00

Funding Source: Proposition 51 Bonds/2016-Nov.

Pursuant to the Board's action on March 11, 2009, this application has been approved and placed on the Unfunded List. This approval does not constitute a guarantee or commitment of future State funding.

The school district is responsible for ensuring the project is compliant with all Prevailing Wage Monitoring and/or Labor Compliance Program requirements at the time construction contracts were executed and/or construction commenced.

SCHOOL DISTRICT DATA

Application No: 57/61903-00-007	County: El Dorado
School District: Lake Tahoe Unified	School Name: South Tahoe Middle

PROJECT DATA

Type of Project:	Middle School	Application Filing Basis:	Site Specific
Pupils Assigned Under 50 Yrs:	K-6:		
	7-8:	243	
	9-12:		
	Non-Severe:		
	Severe:		
Financial Hardship Requested:	No	Recommended Acres:	21.9
Alternative Education School:	No	Existing Acres:	12

ADJUSTED GRANT DATA

Modernization Grant - Under 50 Yrs	\$	954,504.00
Fire Detection Alarm		28,917.00
Prevailing Wage Monitoring		2,021.00
Geographic Index Factor	15 %	175,764.00
Urban/Security/Impacted Site		159,704.00
Accessibility/Fire Code Req.		28,635.00
Total State Share (60%)		1,349,545.00
District Share (40%)		899,697.00
Total Project Cost	\$	<u>2,249,242.00</u>

PROJECT FINANCING

<u>State Share</u>	
This Project	\$ 1,349,545.00
<u>District Share</u>	
Cash Contribution	899,697.00
Financial Hardship	
Total Project Cost	\$ <u>2,249,242.00</u>

HISTORY OF PROJECT COST AND APPORTIONMENT

	Fund Code	Proposition	Previously Authorized	Authorized This Action	Unfunded Approval This Action
<u>State Share</u>					
Modernization/Additional Grant	112-012		\$ 1,349,545.00	\$ (1,349,545.00)	
Modernization/Additional Grant	951-570	51		1,349,545.00	\$ 1,349,545.00
<u>District Share</u>					
Cash Contribution			899,697.00		
Total			\$ <u>2,249,242.00</u>	\$ <u>0.00</u>	\$ <u>1,349,545.00</u>

Funding Source: Proposition 51 Bonds/2016-Nov.

Pursuant to the Board's action on March 11, 2009, this application has been approved and placed on the Unfunded List. This approval does not constitute a guarantee or commitment of future State funding.

The school district is responsible for ensuring the project is compliant with all Prevailing Wage Monitoring and/or Labor Compliance Program requirements at the time construction contracts were executed and/or construction commenced.

The District shall ensure that it is in compliance with all applicable laws, regulations and certifications it made on the program forms.

SCHOOL DISTRICT DATA

Application No: 57/65540-00-003	County: Mendocino
School District: Anderson Valley Unified	School Name: Anderson Valley Junior-Senior

PROJECT DATA

Type of Project:	Middle School	Application Filing Basis:	Site Specific
Pupils Assigned Under 50 Yrs:	K-6:		
	7-8: 27		
	9-12:		
	Non-Severe:		
	Severe: 1		
Financial Hardship Requested:	No	Recommended Acres:	25.6
Alternative Education School:	No	Existing Acres:	40.47

ADJUSTED GRANT DATA

Modernization Grant - Under 50 Yrs	\$ 117,885.00
Project Assistance	3,135.00
Prevailing Wage Monitoring	208.00
Small Size Project	14,146.00
Accessibility/Fire Code Req.	3,537.00
Total State Share (60%)	138,911.00
District Share (40%)	92,607.00
Total Project Cost	\$ 231,518.00

PROJECT FINANCING

<u>State Share</u>	
This Project	\$ 138,911.00
<u>District Share</u>	
Cash Contribution	92,607.00
Financial Hardship	
Total Project Cost	\$ 231,518.00

HISTORY OF PROJECT COST AND APPORTIONMENT

	Fund Code	Proposition	Previously Authorized	Authorized This Action	Unfunded Approval This Action
<u>State Share</u>					
Modernization/Additional Grant	112-012		\$ 138,911.00	\$ (138,911.00)	
Modernization/Additional Grant	951-570	51		138,911.00	\$ 138,911.00
<u>District Share</u>					
Cash Contribution			92,607.00		
Total			\$ 231,518.00	\$ 0.00	\$ 138,911.00

Funding Source: Proposition 51 Bonds/2016-Nov.

Pursuant to the Board's action on March 11, 2009, this application has been approved and placed on the Unfunded List. This approval does not constitute a guarantee or commitment of future State funding.

The school district is responsible for ensuring the project is compliant with all Prevailing Wage Monitoring and/or Labor Compliance Program requirements at the time construction contracts were executed and/or construction commenced.

The District shall ensure that it is in compliance with all applicable laws, regulations and certifications it made on the program forms.

SCHOOL DISTRICT DATA

Application No: 57/65540-00-004 County: Mendocino
 School District: Anderson Valley Unified School Name: Anderson Valley Elementary

PROJECT DATA

Type of Project: Elementary School Application Filing Basis: Site Specific
 Pupils Assigned Under 50 Yrs: K-6: 154
 7-8:
 9-12:
 Non-Severe:
 Severe:
 Financial Hardship Requested: No Recommended Acres: 5.4
 Alternative Education School: No Existing Acres: 10.97

ADJUSTED GRANT DATA

Modernization Grant - Under 50 Yrs	\$ 571,802.00
Project Assistance	3,135.00
Prevailing Wage Monitoring	922.00
Small Size Project	22,872.00
Accessibility/Fire Code Req.	17,154.00
Total State Share (60%)	615,885.00
District Share (40%)	410,590.00
Total Project Cost	<u>\$ 1,026,475.00</u>

PROJECT FINANCING

<u>State Share</u>	
This Project	\$ 615,885.00
<u>District Share</u>	
Cash Contribution	410,590.00
Financial Hardship	
Total Project Cost	<u>\$ 1,026,475.00</u>

HISTORY OF PROJECT COST AND APPORTIONMENT

	Fund Code	Proposition	Previously Authorized	Authorized This Action	Unfunded Approval This Action
<u>State Share</u>					
Modernization/Additional Grant	112-012		\$ 615,885.00	\$ (615,885.00)	
Modernization/Additional Grant	951-570	51		615,885.00	\$ 615,885.00
<u>District Share</u>					
Cash Contribution			410,590.00		
Total			<u>\$ 1,026,475.00</u>	<u>\$ 0.00</u>	<u>\$ 615,885.00</u>

Funding Source: Proposition 51 Bonds/2016-Nov.

Pursuant to the Board's action on March 11, 2009, this application has been approved and placed on the Unfunded List. This approval does not constitute a guarantee or commitment of future State funding.

The school district is responsible for ensuring the project is compliant with all Prevailing Wage Monitoring and/or Labor Compliance Program requirements at the time construction contracts were executed and/or construction commenced.

The District shall ensure that it is in compliance with all applicable laws, regulations and certifications it made on the program forms.

SCHOOL DISTRICT DATA

Application No: 57/67991-00-009 County: San Diego
 School District: Cajon Valley Union Elementary School Name: Vista Grande Elem.

PROJECT DATA

Type of Project: Elementary School Application Filing Basis: Site Specific
 Pupils Assigned Under 50 Yrs: K-6: 225
 7-8:
 9-12:
 Non-Severe:
 Severe:
 Financial Hardship Requested: No Recommended Acres: 10.2
 Alternative Education School: No Existing Acres: 6.8

ADJUSTED GRANT DATA

Modernization Grant - Under 50 Yrs	\$ 835,425.00
Prevailing Wage Monitoring	1,291.00
Accessibility/Fire Code Req.	25,063.00
Total State Share (60%)	861,779.00
District Share (40%)	574,519.00
Total Project Cost	<u>\$ 1,436,298.00</u>

PROJECT FINANCING

<u>State Share</u>	
This Project	\$ 861,779.00
<u>District Share</u>	
Cash Contribution	574,519.00
Financial Hardship	
Total Project Cost	<u>\$ 1,436,298.00</u>

HISTORY OF PROJECT COST AND APPORTIONMENT

	Fund Code	Proposition	Previously Authorized	Authorized This Action	Unfunded Approval This Action
<u>State Share</u>					
Modernization/Additional Grant	112-012		\$ 861,779.00	\$ (861,779.00)	
Modernization/Additional Grant	951-570	51		861,779.00	\$ 861,779.00
<u>District Share</u>					
Cash Contribution			574,519.00		
Total			<u>\$ 1,436,298.00</u>	<u>\$ 0.00</u>	<u>\$ 861,779.00</u>

Funding Source: Proposition 51 Bonds/2016-Nov.

Pursuant to the Board's action on March 11, 2009, this application has been approved and placed on the Unfunded List. This approval does not constitute a guarantee or commitment of future State funding.

The school district is responsible for ensuring the project is compliant with all Prevailing Wage Monitoring and/or Labor Compliance Program requirements at the time construction contracts were executed and/or construction commenced.

The District shall ensure that it is in compliance with all applicable laws, regulations and certifications it made on the program forms.

SCHOOL DISTRICT DATA

Application No: 57/75713-00-026 County: Los Angeles
 School District: Alhambra Unified School Name: Repetto Elementary

PROJECT DATA

Type of Project:	Elementary School	Application Filing Basis:	Site Specific
Pupils Assigned Under 50 Yrs:	K-6: 25	Pupils Assigned Over 50 Yrs:	K-6: 38
	7-8:		7-8: 46
	9-12:		9-12:
Non-Severe:		Non-Severe:	
Severe:		Severe:	
Financial Hardship Requested:	No	Recommended Acres:	16.2
Alternative Education School:	No	Existing Acres:	9.01

ADJUSTED GRANT DATA

Modernization Grant - Under 50 Yrs	\$ 92,825.00
Modernization Grant - Over 50 Yrs	446,942.00
Prevailing Wage Monitoring	1,005.00
Small Size Project	21,591.00
Urban/Security/Impacted Site	92,429.00
Accessibility/Fire Code Req.	16,193.00
Total State Share (60%)	670,985.00
District Share (40%)	447,323.00
Total Project Cost	<u>\$ 1,118,308.00</u>

PROJECT FINANCING

<u>State Share</u>	
This Project	\$ 670,985.00
<u>District Share</u>	
Cash Contribution	447,323.00
Financial Hardship	
Total Project Cost	<u>\$ 1,118,308.00</u>

HISTORY OF PROJECT COST AND APPORTIONMENT

	Fund Code	Proposition	Previously Authorized	Authorized This Action	Unfunded Approval This Action
<u>State Share</u>					
Modernization/Additional Grant	112-012		\$ 670,985.00	\$ (670,985.00)	
Modernization/Additional Grant	951-570	51		670,985.00	\$ 670,985.00
<u>District Share</u>					
Cash Contribution			447,323.00		
Total			<u>\$ 1,118,308.00</u>	<u>\$ 0.00</u>	<u>\$ 670,985.00</u>

Funding Source: Proposition 51 Bonds/2016-Nov.

Pursuant to the Board's action on March 11, 2009, this application has been approved and placed on the Unfunded List. This approval does not constitute a guarantee or commitment of future State funding.

The school district is responsible for ensuring the project is compliant with all Prevailing Wage Monitoring and/or Labor Compliance Program requirements at the time construction contracts were executed and/or construction commenced.

The District shall ensure that it is in compliance with all applicable laws, regulations and certifications it made on the program forms.

SCHOOL DISTRICT DATA

Application No: 57/64733-00-586 County: Los Angeles
 School District: Los Angeles Unified School Name: Canoga Park Senior High

PROJECT DATA

Type of Project: High School Application Filing Basis: Site Specific
 Pupils Assigned Under 50 Yrs: K-6:
 7-8:
 9-12: 306
 Non-Severe:
 Severe:
 Financial Hardship Requested: No Recommended Acres: 44.5
 Alternative Education School: No Existing Acres: 21.3

ADJUSTED GRANT DATA

Modernization Grant - Under 50 Yrs	\$ 1,573,146.00
Urban/Security/Impacted Site	299,359.00
Total State Share (60%)	1,872,505.00
District Share (40%)	1,248,337.00
Total Project Cost	<u>\$ 3,120,842.00</u>

PROJECT FINANCING

State Share

This Project	\$ 1,872,505.00
<u>District Share</u>	
Cash Contribution	1,248,337.00
Financial Hardship	
Total Project Cost	<u>\$ 3,120,842.00</u>

HISTORY OF PROJECT COST AND APPORTIONMENT

	Fund Code	Proposition	Previously Authorized	Authorized This Action	Unfunded Approval This Action
<u>State Share</u>					
Modernization/Additional Grant	112-012		\$ 1,872,505.00	\$ (1,872,505.00)	
Modernization/Additional Grant	951-570	51		1,872,505.00	\$ 1,872,505.00
<u>District Share</u>					
Cash Contribution			1,248,337.00		
Total			<u>\$ 3,120,842.00</u>	<u>\$ 0.00</u>	<u>\$ 1,872,505.00</u>

Funding Source: Proposition 51 Bonds/2016-Nov.

Pursuant to the Board's action on March 11, 2009, this application has been approved and placed on the Unfunded List. This approval does not constitute a guarantee or commitment of future State funding.

The school district is responsible for ensuring the project is compliant with all Prevailing Wage Monitoring and/or Labor Compliance Program requirements at the time construction contracts were executed and/or construction commenced.

The District shall ensure that it is in compliance with all applicable laws, regulations and certifications it made on the program forms.

SCHOOL DISTRICT DATA

Application No: 57/64733-00-587	County: Los Angeles
School District: Los Angeles Unified	School Name: El Dorado Avenue Elementary

PROJECT DATA

Type of Project: Elementary School	Application Filing Basis: Site Specific
Pupils Assigned Under 50 Yrs:	Pupils Assigned Over 50 Yrs:
K-6: 83	K-6: 169
7-8:	7-8:
9-12:	9-12:
Non-Severe: 8	Non-Severe: 19
Severe:	Severe:
Financial Hardship Requested: No	Recommended Acres: 11.4
Alternative Education School: No	Existing Acres: 8.6

ADJUSTED GRANT DATA

Modernization Grant - Under 50 Yrs	\$ 371,491.00
Modernization Grant - Over 50 Yrs	1,080,381.00
Total State Share (60%)	1,451,872.00
District Share (40%)	967,915.00
Total Project Cost	\$ 2,419,787.00

PROJECT FINANCING

<u>State Share</u>	
This Project	\$ 1,451,872.00
<u>District Share</u>	
Cash Contribution	967,915.00
Financial Hardship	
Total Project Cost	\$ 2,419,787.00

HISTORY OF PROJECT COST AND APPORTIONMENT

	Fund Code	Proposition		Previously Authorized	Authorized This Action	Unfunded Approval This Action
<u>State Share</u>						
Modernization/Additional Grant	112-012		\$	1,451,872.00	\$ (1,451,872.00)	
Modernization/Additional Grant	951-570	51			1,451,872.00	\$ 1,451,872.00
<u>District Share</u>						
Cash Contribution				967,915.00	0.00	
Total			\$	2,419,787.00	\$ 0.00	\$ 1,451,872.00

Funding Source: Proposition 51 Bonds/2016-Nov.

Pursuant to the Board's action on March 11, 2009, this application has been approved and placed on the Unfunded List. This approval does not constitute a guarantee or commitment of future State funding.

The school district is responsible for ensuring the project is compliant with all Prevailing Wage Monitoring and/or Labor Compliance Program requirements at the time construction contracts were executed and/or construction commenced.

The District shall ensure that it is in compliance with all applicable laws, regulations and certifications it made on the program forms.

SCHOOL DISTRICT DATA

Application No: 57/64733-00-588	County: Los Angeles
School District: Los Angeles Unified	School Name: Ann Street Elementary

PROJECT DATA

Type of Project: Elementary School	Application Filing Basis: Site Specific
Pupils Assigned Under 50 Yrs:	
K-6: 164	
7-8:	
9-12:	
Non-Severe:	
Severe: 5	
Financial Hardship Requested: No	Recommended Acres: 3.4
Alternative Education School: No	Existing Acres: 1.5

ADJUSTED GRANT DATA

Modernization Grant - Under 50 Yrs	\$ 668,077.00
Small Size Project	26,723.00
Urban/Security/Impacted Site	141,008.00
Total State Share (60%)	835,808.00
District Share (40%)	557,205.00
Total Project Cost	\$ 1,393,013.00

PROJECT FINANCING

State Share	
This Project	\$ 835,808.00
District Share	
Cash Contribution	557,205.00
Financial Hardship	
Total Project Cost	\$ 1,393,013.00

HISTORY OF PROJECT COST AND APPORTIONMENT

	Fund Code	Proposition	Previously Authorized	Authorized This Action	Unfunded Approval This Action
State Share					
Modernization/Additional Grant	112-012		\$ 835,808.00	\$ (835,808.00)	
Modernization/Additional Grant	951-570	51		835,808.00	\$ 835,808.00
District Share					
Cash Contribution			557,205.00		
Total			\$ 1,393,013.00	\$ 0.00	\$ 835,808.00

Funding Source: Proposition 51 Bonds/2016-Nov.

Pursuant to the Board's action on March 11, 2009, this application has been approved and placed on the Unfunded List. This approval does not constitute a guarantee or commitment of future State funding.

The school district is responsible for ensuring the project is compliant with all Prevailing Wage Monitoring and/or Labor Compliance Program requirements at the time construction contracts were executed and/or construction commenced.

The District shall ensure that it is in compliance with all applicable laws, regulations and certifications it made on the program forms.

SCHOOL DISTRICT DATA

Application No: 57/64733-17-012 County: Los Angeles
 School District: Los Angeles Unified School Name: Huntington Park Senior High
 High School Attendance Area: Huntington Park

PROJECT DATA

Type of Project:	High School	Application Filing Basis:	Site Specific
Pupils Assigned Under 50 Yrs:		Pupils Assigned Over 50 Yrs:	
K-6:		K-6:	
7-8:		7-8:	
9-12:	9	9-12:	14
Non-Severe:	39	Non-Severe:	60
Severe:		Severe:	
Financial Hardship Requested:	No	Recommended Acres:	80.44
Alternative Education School:	No	Existing Acres:	22.2

ADJUSTED GRANT DATA

Modernization Grant - Under 50 Yrs	\$ 354,915.00
Modernization Grant - Over 50 Yrs	759,508.00
Small Size Project	44,577.00
Urban/Security/Impacted Site	298,897.00
Total State Share (60%)	1,457,897.00
District Share (40%)	971,931.00
Total Project Cost	\$ 2,429,828.00

PROJECT FINANCING

<u>State Share</u>	
This Project	\$ 1,457,897.00
<u>District Share</u>	
Cash Contribution	971,931.00
Financial Hardship	
Total Project Cost	\$ 2,429,828.00

HISTORY OF PROJECT COST AND APPORTIONMENT

	Fund Code	Proposition	Previously Authorized	Authorized This Action	Unfunded Approval This Action
<u>State Share</u>					
Modernization/Additional Grant	112-012		\$ 1,457,897.00	\$ (1,457,897.00)	
Modernization/Additional Grant	951-570	51		1,457,897.00	\$ 1,457,897.00
<u>District Share</u>					
Cash Contribution			971,931.00		
Total			\$ 2,429,828.00	\$ 0.00	\$ 1,457,897.00

Funding Source: Proposition 51 Bonds/2016-Nov.

Pursuant to the Board's action on March 11, 2009, this application has been approved and placed on the Unfunded List. This approval does not constitute a guarantee or commitment of future State funding.

The school district is responsible for ensuring the project is compliant with all Prevailing Wage Monitoring and/or Labor Compliance Program requirements at the time construction contracts were executed and/or construction commenced.

The District shall ensure that it is in compliance with all applicable laws, regulations and certifications it made on the program forms.

SCHOOL DISTRICT DATA

Application No: 57/64733-32-022	County: Los Angeles
School District: Los Angeles Unified	School Name: Banning (Phineas) Senior High
High School Attendance Area: Banning	

PROJECT DATA

Type of Project:	High School	Application Filing Basis:	Site Specific
Pupils Assigned Under 50 Yrs:		Pupils Assigned Over 50 Yrs:	
K-6:		K-6:	
7-8:		7-8:	
9-12:	774	9-12:	11
Non-Severe:		Non-Severe:	
Severe:		Severe:	
Financial Hardship Requested:	No	Recommended Acres:	65.8
Alternative Education School:	No	Existing Acres:	23.7

ADJUSTED GRANT DATA

Modernization Grant - Under 50 Yrs	\$ 3,979,134.00
Modernization Grant - Over 50 Yrs	78,562.00
Urban/Security/Impacted Site	932,945.00
Total State Share (60%)	4,990,641.00
District Share (40%)	3,327,094.00
Total Project Cost	<u>\$ 8,317,735.00</u>

PROJECT FINANCING

<u>State Share</u>	
This Project	\$ 4,990,641.00
<u>District Share</u>	
Cash Contribution	3,327,094.00
Financial Hardship	
Total Project Cost	<u>\$ 8,317,735.00</u>

HISTORY OF PROJECT COST AND APPORTIONMENT

	Fund Code	Proposition	Previously Authorized	Authorized This Action	Unfunded Approval This Action
<u>State Share</u>					
Modernization/Additional Grant	112-012		\$ 4,990,641.00	\$ (4,990,641.00)	
Modernization/Additional Grant	951-570	51		4,990,641.00	\$ 4,990,641.00
<u>District Share</u>					
Cash Contribution			3,327,094.00		
Total			<u>\$ 8,317,735.00</u>	<u>\$ 0.00</u>	<u>\$ 4,990,641.00</u>

Funding Source: Proposition 51 Bonds/2016-Nov.

Pursuant to the Board's action on March 11, 2009, this application has been approved and placed on the Unfunded List. This approval does not constitute a guarantee or commitment of future State funding.

The school district is responsible for ensuring the project is compliant with all Prevailing Wage Monitoring and/or Labor Compliance Program requirements at the time construction contracts were executed and/or construction commenced.

The District shall ensure that it is in compliance with all applicable laws, regulations and certifications it made on the program forms.

SCHOOL DISTRICT DATA

Application No: 57/64733-41-005	County: Los Angeles
School District: Los Angeles Unified	School Name: Cleveland (Grover) High
High School Attendance Area: Cleveland	

PROJECT DATA

Type of Project: High School	Application Filing Basis: Site Specific
Pupils Assigned Under 50 Yrs:	Pupils Assigned Over 50 Yrs:
K-6: _____	K-6: _____
7-8: _____	7-8: _____
9-12: 33	9-12: 292
Non-Severe: _____	Non-Severe: _____
Severe: _____	Severe: _____
Financial Hardship Requested: No	Recommended Acres: 75.1
Alternative Education School: No	Existing Acres: 33.6

ADJUSTED GRANT DATA

Modernization Grant - Under 50 Yrs	\$ 169,653.00
Modernization Grant - Over 50 Yrs	2,085,464.00
Urban/Security/Impacted Site	453,164.00
Total State Share (60%)	2,708,281.00
District Share (40%)	1,805,521.00
Total Project Cost	\$ 4,513,802.00

PROJECT FINANCING

<u>State Share</u>	
This Project	\$ 2,708,281.00
<u>District Share</u>	
Cash Contribution	1,805,521.00
Financial Hardship	
Total Project Cost	\$ 4,513,802.00

HISTORY OF PROJECT COST AND APPORTIONMENT

	Fund Code	Proposition		Previously Authorized		Authorized This Action	Unfunded Approval This Action
<u>State Share</u>							
Modernization/Additional Grant	112-012		\$	2,708,281.00	\$	(2,708,281.00)	
Modernization/Additional Grant	951-570	51				2,708,281.00	\$ 2,708,281.00
<u>District Share</u>							
Cash Contribution				1,805,521.00			
Total			\$	4,513,802.00	\$	0.00	\$ 2,708,281.00

Funding Source: Proposition 51 Bonds/2016-Nov.

Pursuant to the Board's action on March 11, 2009, this application has been approved and placed on the Unfunded List. This approval does not constitute a guarantee or commitment of future State funding.

The school district is responsible for ensuring the project is compliant with all Prevailing Wage Monitoring and/or Labor Compliance Program requirements at the time construction contracts were executed and/or construction commenced.

The District shall ensure that it is in compliance with all applicable laws, regulations and certifications it made on the program forms.

SCHOOL DISTRICT DATA

Application No: 57/62166-00-138 County: Fresno
 School District: Fresno Unified School Name: Hamilton Elementary

PROJECT DATA

Type of Project: Elementary School Application Filing Basis: Site Specific
 Pupils Assigned Under 50 Yrs: K-6: 600
 7-8: 230
 9-12: 4
 Non-Severe: 4
 Severe: 15
 Financial Hardship Requested: No Recommended Acres: 16.5
 Alternative Education School: No Existing Acres: 17.42

ADJUSTED GRANT DATA

Modernization Grant - Under 50 Yrs	\$ 3,340,331.00
Fire Detection Alarm	104,642.00
Prevailing Wage Monitoring	5,318.00
Accessibility/Fire Code Req.	100,210.00
Total State Share (60%)	3,550,501.00
District Share (40%)	2,367,001.00
Total Project Cost	<u>\$ 5,917,502.00</u>

PROJECT FINANCING

<u>State Share</u>	
This Project	\$ 3,550,501.00
<u>District Share</u>	
Cash Contribution	2,367,001.00
Financial Hardship	
Total Project Cost	<u>\$ 5,917,502.00</u>

HISTORY OF PROJECT COST AND APPORTIONMENT

	Fund Code	Proposition	Previously Authorized	Authorized This Action	Unfunded Approval This Action
<u>State Share</u>					
Modernization/Additional Grant	112-012		\$ 3,550,501.00	\$ (3,550,501.00)	
Modernization/Additional Grant	951-570	51		3,550,501.00	\$ 3,550,501.00
<u>District Share</u>					
Cash Contribution			2,367,001.00		
Total			<u>\$ 5,917,502.00</u>	<u>\$ 0.00</u>	<u>\$ 3,550,501.00</u>

Funding Source: Proposition 51 Bonds/2016-Nov.

Pursuant to the Board's action on March 11, 2009, this application has been approved and placed on the Unfunded List. This approval does not constitute a guarantee or commitment of future State funding.

The school district is responsible for ensuring the project is compliant with all Prevailing Wage Monitoring and/or Labor Compliance Program requirements at the time construction contracts were executed and/or construction commenced.

The District shall ensure that it is in compliance with all applicable laws, regulations and certifications it made on the program forms.

SCHOOL DISTRICT DATA

Application No: 57/75481-00-005 County: Glenn
 School District: Orland Joint Unified School Name: Mill Street Elementary

PROJECT DATA

Type of Project:	Elementary School	Application Filing Basis:	Site Specific
Pupils Assigned Under 50 Yrs:	K-6: 410	Pupils Assigned Over 50 Yrs:	K-6: 43
	7-8:		7-8:
	9-12:		9-12:
	Non-Severe:		Non-Severe:
	Severe:		Severe:
Financial Hardship Requested:	No	Recommended Acres:	6.4
Alternative Education School:	No	Existing Acres:	5.1

ADJUSTED GRANT DATA

Modernization Grant - Under 50 Yrs	\$ 1,522,330.00
Modernization Grant - Over 50 Yrs	221,751.00
Fire Detection Alarm	53,907.00
Prevailing Wage Monitoring	2,775.00
Accessibility/Fire Code Req.	<u>52,322.00</u>
Total State Share (60%)	1,853,085.00
District Share (40%)	<u>1,235,390.00</u>
Total Project Cost	<u>\$ 3,088,475.00</u>

PROJECT FINANCING

<u>State Share</u>	
This Project	\$ 1,853,085.00
<u>District Share</u>	
Cash Contribution	1,235,390.00
Financial Hardship	
Total Project Cost	<u>\$ 3,088,475.00</u>

HISTORY OF PROJECT COST AND APPORTIONMENT

	Fund Code	Proposition	Previously Authorized	Authorized This Action	Unfunded Approval This Action
<u>State Share</u>					
Modernization/Additional Grant	112-012		\$ 1,853,085.00	\$ (1,853,085.00)	
Modernization/Additional Grant	951-570	51		1,853,085.00	\$ 1,853,085.00
<u>District Share</u>					
Cash Contribution			1,235,390.00		
Total			<u>\$ 3,088,475.00</u>	<u>\$ 0.00</u>	<u>\$ 1,853,085.00</u>

Funding Source: Proposition 51 Bonds/2016-Nov.

Pursuant to the Board's action on March 11, 2009, this application has been approved and placed on the Unfunded List. This approval does not constitute a guarantee or commitment of future State funding.

The school district is responsible for ensuring the project is compliant with all Prevailing Wage Monitoring and/or Labor Compliance Program requirements at the time construction contracts were executed and/or construction commenced.

The District shall ensure that it is in compliance with all applicable laws, regulations and certifications it made on the program forms.

SCHOOL DISTRICT DATA

Application No: 57/67447-00-058 County: Sacramento
 School District: San Juan Unified School Name: Trajan Elementary

PROJECT DATA

Type of Project: Elementary School Application Filing Basis: Site Specific
 Pupils Assigned Under 50 Yrs: K-6: 111
 7-8:
 9-12:
 Non-Severe:
 Severe:
 Financial Hardship Requested: No Recommended Acres: 9.6
 Alternative Education School: No Existing Acres: 8.9

ADJUSTED GRANT DATA

Modernization Grant - Under 50 Yrs	\$ 412,143.00
Fire Detection Alarm	13,209.00
Prevailing Wage Monitoring	681.00
Small Size Project	16,486.00
Accessibility/Fire Code Req.	12,364.00
Total State Share (60%)	454,883.00
District Share (40%)	303,255.00
Total Project Cost	<u>\$ 758,138.00</u>

PROJECT FINANCING

<u>State Share</u>	
This Project	\$ 454,883.00
<u>District Share</u>	
Cash Contribution	303,255.00
Financial Hardship	
Total Project Cost	<u>\$ 758,138.00</u>

HISTORY OF PROJECT COST AND APPORTIONMENT

	Fund Code	Proposition	Previously Authorized	Authorized This Action	Unfunded Approval This Action
<u>State Share</u>					
Modernization/Additional Grant	112-012		\$ 454,883.00	\$ (454,883.00)	
Modernization/Additional Grant	951-570	51		454,883.00	\$ 454,883.00
<u>District Share</u>					
Cash Contribution			303,255.00		
Total			<u>\$ 758,138.00</u>	<u>\$ 0.00</u>	<u>\$ 454,883.00</u>

Funding Source: Proposition 51 Bonds/2016-Nov.

Pursuant to the Board's action on March 11, 2009, this application has been approved and placed on the Unfunded List. This approval does not constitute a guarantee or commitment of future State funding.

The school district is responsible for ensuring the project is compliant with all Prevailing Wage Monitoring and/or Labor Compliance Program requirements at the time construction contracts were executed and/or construction commenced.

The District shall ensure that it is in compliance with all applicable laws, regulations and certifications it made on the program forms.

SCHOOL DISTRICT DATA

Application No: 57/69427-00-033	County: Santa Clara
School District: East Side Union High	School Name: Calero High

PROJECT DATA

Type of Project: High School	Application Filing Basis: Site Specific
Pupils Assigned Under 50 Yrs:	
K-6:	
7-8:	
9-12: 260	
Non-Severe: 8	
Severe: 172	
Financial Hardship Requested: No	Recommended Acres: 10.19
Alternative Education School: No	Existing Acres: 10.5

ADJUSTED GRANT DATA

Modernization Grant - Under 50 Yrs	\$ 3,434,560.00
Fire Detection Alarm	89,828.00
Prevailing Wage Monitoring	6,308.00
Accessibility/Fire Code Req.	688,307.00
Total State Share (60%)	<u>4,219,003.00</u>
District Share (40%)	<u>2,812,669.00</u>
Total Project Cost	<u>\$ 7,031,672.00</u>

PROJECT FINANCING

<u>State Share</u>	
This Project	\$ 4,219,003.00
<u>District Share</u>	
Cash Contribution	2,812,669.00
Financial Hardship	
Total Project Cost	<u>\$ 7,031,672.00</u>

HISTORY OF PROJECT COST AND APPORTIONMENT

	Fund Code	Proposition	Previously Authorized	Authorized This Action	Unfunded Approval This Action
<u>State Share</u>					
Modernization/Additional Grant	112-012		\$ 4,219,003.00	\$ (4,219,003.00)	
Modernization/Additional Grant	951-570	51		4,219,003.00	\$ 4,219,003.00
<u>District Share</u>					
Cash Contribution			<u>2,812,669.00</u>		
Total			<u>\$ 7,031,672.00</u>	<u>\$ 0.00</u>	<u>\$ 4,219,003.00</u>

Funding Source: Proposition 51 Bonds/2016-Nov.

Pursuant to the Board's action on March 11, 2009, this application has been approved and placed on the Unfunded List. This approval does not constitute a guarantee or commitment of future State funding.

The school district is responsible for ensuring the project is compliant with all Prevailing Wage Monitoring and/or Labor Compliance Program requirements at the time construction contracts were executed and/or construction commenced.

The District shall ensure that it is in compliance with all applicable laws, regulations and certifications it made on the program forms.

SCHOOL DISTRICT DATA

Application No: 57/68361-00-011 County: San Diego
 School District: Santee Elementary School Name: Pepper Drive Elementary

PROJECT DATA

Type of Project: Middle School Application Filing Basis: Site Specific
 Pupils Assigned Under 50 Yrs: K-6: 344
 7-8: 162
 9-12:
 Non-Severe: 13
 Severe: 9
 Financial Hardship Requested: No Recommended Acres: 16
 Alternative Education School: No Existing Acres: 12

ADJUSTED GRANT DATA

Modernization Grant - Under 50 Yrs	\$ 2,122,951.00
Fire Detection Alarm	66,101.00
Prevailing Wage Monitoring	3,379.00
Accessibility/Fire Code Req.	63,689.00
Total State Share (60%)	2,256,120.00
District Share (40%)	1,504,080.00
Total Project Cost	\$ 3,760,200.00

PROJECT FINANCING

<u>State Share</u>	
This Project	\$ 2,256,120.00
<u>District Share</u>	
Cash Contribution	1,504,080.00
Financial Hardship	
Total Project Cost	\$ 3,760,200.00

HISTORY OF PROJECT COST AND APPORTIONMENT

	Fund Code	Proposition	Previously Authorized	Authorized This Action	Unfunded Approval This Action
<u>State Share</u>					
Modernization/Additional Grant	112-012		\$ 2,256,120.00	\$ (2,256,120.00)	
Modernization/Additional Grant	951-570	51		2,256,120.00	\$ 2,256,120.00
<u>District Share</u>					
Cash Contribution			1,504,080.00		
Total			\$ 3,760,200.00	\$ 0.00	\$ 2,256,120.00

Funding Source: Proposition 51 Bonds/2016-Nov.

Pursuant to the Board's action on March 11, 2009, this application has been approved and placed on the Unfunded List. This approval does not constitute a guarantee or commitment of future State funding.

The school district is responsible for ensuring the project is compliant with all Prevailing Wage Monitoring and/or Labor Compliance Program requirements at the time construction contracts were executed and/or construction commenced.

The District shall ensure that it is in compliance with all applicable laws, regulations and certifications it made on the program forms.

SCHOOL DISTRICT DATA

Application No: 57/70896-00-008 County: Sonoma
 School District: Rincon Valley Union Elementary School Name: Whited (Douglas) Elementary

PROJECT DATA

Type of Project: Elementary School Application Filing Basis: Site Specific
 Pupils Assigned Under 50 Yrs: K-6: 375
 7-8:
 9-12:
 Non-Severe:
 Severe:
 Financial Hardship Requested: No Recommended Acres: 9.5
 Alternative Education School: No Existing Acres: 9.4

ADJUSTED GRANT DATA

Modernization Grant - Under 50 Yrs	\$ 1,392,375.00
Fire Detection Alarm	44,625.00
Accessibility/Fire Code Req.	41,771.00
Total State Share (60%)	1,478,771.00
District Share (40%)	985,847.00
Total Project Cost	<u>\$ 2,464,618.00</u>

PROJECT FINANCING

<u>State Share</u>	
This Project	\$ 1,478,771.00
<u>District Share</u>	
Cash Contribution	985,847.00
Financial Hardship	
Total Project Cost	<u>\$ 2,464,618.00</u>

HISTORY OF PROJECT COST AND APPORTIONMENT

	Fund Code	Proposition	Previously Authorized	Authorized This Action	Unfunded Approval This Action
<u>State Share</u>					
Modernization/Additional Grant	112-012		\$ 1,478,771.00	\$ (1,478,771.00)	
Modernization/Additional Grant	951-570	51		1,478,771.00	\$ 1,478,771.00
<u>District Share</u>					
Cash Contribution			985,847.00		
Total			<u>\$ 2,464,618.00</u>	<u>\$ 0.00</u>	<u>\$ 1,478,771.00</u>

Funding Source: Proposition 51 Bonds/2016-Nov.

Pursuant to the Board's action on March 11, 2009, this application has been approved and placed on the Unfunded List. This approval does not constitute a guarantee or commitment of future State funding.

The school district is responsible for ensuring the project is compliant with all Prevailing Wage Monitoring and/or Labor Compliance Program requirements at the time construction contracts were executed and/or construction commenced.

The District shall ensure that it is in compliance with all applicable laws, regulations and certifications it made on the program forms.

SCHOOL DISTRICT DATA

Application No: 57/73965-00-007	County: Fresno
School District: Central Unified	School Name: Roosevelt Elementary

PROJECT DATA

Type of Project: Elementary School	Application Filing Basis: Site Specific
Pupils Assigned Under 50 Yrs: K-6: 110	Pupils Assigned Over 50 Yrs: K-6: 315
7-8:	7-8:
9-12:	9-12:
Non-Severe:	Non-Severe:
Severe:	Severe:
Financial Hardship Requested: No	Recommended Acres: 9.9
Alternative Education School: No	Existing Acres: 11.6

ADJUSTED GRANT DATA

Modernization Grant - Under 50 Yrs	\$ 408,430.00
Modernization Grant - Over 50 Yrs	1,624,455.00
Fire Detection Alarm	50,575.00
Prevailing Wage Monitoring	3,217.00
Accessibility/Fire Code Req.	60,987.00
Total State Share (60%)	2,147,664.00
District Share (40%)	1,431,776.00
Total Project Cost	\$ 3,579,440.00

PROJECT FINANCING

<u>State Share</u>	
This Project	\$ 2,147,664.00
<u>District Share</u>	
Cash Contribution	1,431,776.00
Financial Hardship	
Total Project Cost	\$ 3,579,440.00

HISTORY OF PROJECT COST AND APPORTIONMENT

	Fund Code	Proposition	Previously Authorized	Authorized This Action	Unfunded Approval This Action
<u>State Share</u>					
Modernization/Additional Grant	112-012		\$ 2,147,664.00	\$ (2,147,664.00)	
Modernization/Additional Grant	951-570	51		2,147,664.00	\$ 2,147,664.00
<u>District Share</u>					
Cash Contribution			1,434,776.00	(3,000.00)	
Total			\$ 3,582,440.00	\$ (3,000.00)	\$ 2,147,664.00

Funding Source: Proposition 51 Bonds/2016-Nov.

Pursuant to the Board's action on March 11, 2009, this application has been approved and placed on the Unfunded List. This approval does not constitute a guarantee or commitment of future State funding.

The Office of Public School Construction is administratively reducing the District Contribution by \$3,000.00, which was inadvertently approved with the additional amount at the March 20, 2013 SAB meeting.

The school district is responsible for ensuring the project is compliant with all Prevailing Wage Monitoring and/or Labor Compliance Program requirements at the time construction contracts were executed and/or construction commenced.

The District shall ensure that it is in compliance with all applicable laws, regulations and certifications it made on the program forms.

SCHOOL DISTRICT DATA

Application No: 57/67991-00-010 County: San Diego
 School District: Cajon Valley Union Elementary School Name: Rancho San Diego Elementary

PROJECT DATA

Type of Project: Elementary School Application Filing Basis: Site Specific
 Pupils Assigned Under 50 Yrs: K-6: 500
 7-8:
 9-12:
 Non-Severe: 13
 Severe: 9
 Financial Hardship Requested: No Recommended Acres: 9.8
 Alternative Education School: No Existing Acres: 8.63

ADJUSTED GRANT DATA

Modernization Grant - Under 50 Yrs	\$ 2,065,843.00
Prevailing Wage Monitoring	3,192.00
Accessibility/Fire Code Req.	61,975.00
Total State Share (60%)	2,131,010.00
District Share (40%)	1,420,673.00
Total Project Cost	<u>\$ 3,551,683.00</u>

PROJECT FINANCING

<u>State Share</u>	
This Project	\$ 2,131,010.00
<u>District Share</u>	
Cash Contribution	1,420,673.00
Financial Hardship	
Total Project Cost	<u>\$ 3,551,683.00</u>

HISTORY OF PROJECT COST AND APPORTIONMENT

	Fund Code	Proposition	Previously Authorized	Authorized This Action	Unfunded Approval This Action
<u>State Share</u>					
Modernization/Additional Grant	112-012		\$ 2,131,010.00	\$ (2,131,010.00)	
Modernization/Additional Grant	951-570	51		2,131,010.00	\$ 2,131,010.00
<u>District Share</u>					
Cash Contribution			1,420,673.00		
Total			<u>\$ 3,551,683.00</u>	<u>\$ 0.00</u>	<u>\$ 2,131,010.00</u>

Funding Source: Proposition 51 Bonds/2016-Nov.

Pursuant to the Board's action on March 11, 2009, this application has been approved and placed on the Unfunded List. This approval does not constitute a guarantee or commitment of future State funding.

The school district is responsible for ensuring the project is compliant with all Prevailing Wage Monitoring and/or Labor Compliance Program requirements at the time construction contracts were executed and/or construction commenced.

The District shall ensure that it is in compliance with all applicable laws, regulations and certifications it made on the program forms.

SCHOOL DISTRICT DATA

Application No: 57/68866-00-009 County: San Mateo
 School District: Belmont-Redwood Shores Elementary School Name: Ralston Intermediate

PROJECT DATA

Type of Project: Middle School Application Filing Basis: Site Specific
 Pupils Assigned Over 50 Years: K-6: 137
 7-8: 137
 9-12: 36
 Non-Severe: 36
 Severe:
 Financial Hardship Requested: No Recommended Acres: 15
 Alternative Education School: No Existing Acres: 14.87

ADJUSTED GRANT DATA

Modernization Grant - Over 50 Yrs	1,143,184.00
Fire Detection Alarm	24,331.00
Prevailing Wage Monitoring	2,087.00
Site Development	1,530.00
Accessibility/Fire Code Req.	222,299.00
Total State Share (60%)	1,393,431.00
District Share (40%)	928,954.00
Total Project Cost	\$ 2,322,385.00

PROJECT FINANCING

<u>State Share</u>	
This Project	\$ 1,393,431.00
<u>District Share</u>	
Cash Contribution	928,954.00
Financial Hardship	
Total Project Cost	\$ 2,322,385.00

HISTORY OF PROJECT COST AND APPORTIONMENT

	Fund Code	Proposition	Previously Authorized	Authorized This Action	Unfunded Approval This Action
<u>State Share</u>					
Modernization/Additional Grant	112-012		\$ 1,393,431.00	\$ (1,393,431.00)	
Modernization/Additional Grant	951-570	51		1,393,431.00	\$ 1,393,431.00
<u>District Share</u>					
Cash Contribution			928,954.00		
Total			\$ 2,322,385.00	\$ 0.00	\$ 1,393,431.00

Funding Source: Proposition 51 Bonds/2016-Nov.

Pursuant to the Board's action on March 11, 2009, this application has been approved and placed on the Unfunded List. This approval does not constitute a guarantee or commitment of future State funding.

The school district is responsible for ensuring the project is compliant with all Prevailing Wage Monitoring and/or Labor Compliance Program requirements at the time construction contracts were executed and/or construction commenced.

The District shall ensure that it is in compliance with all applicable laws, regulations and certifications it made on the program forms.

SCHOOL DISTRICT DATA

Application No: 57/61499-00-001 County: Butte
 School District: Manzanita Elementary School Name: Manzanita Elementary

PROJECT DATA

Type of Project: Elementary School Application Filing Basis: Site Specific
 Pupils Assigned Under 50 K-6: 193
 7-8: 50
 9-12:
 Non-Severe:
 Severe:
 Financial Hardship Requested: Yes

GRANT DATA

<u>Estimated Total Grant</u>	<u>Separate Design Grant</u>
Modernization Grant \$ 913,009.00	Total Design (25% of Grant) \$ 228,252.00
Total State Share (60%) 913,009.00	Design State Share (60%) 136,951.00
Total District Share (40%) 608,673.00	Design District Share (40%) 91,301.00
Total Estimated Grant \$ <u>1,521,682.00</u>	District Cash Contribution
	Financial Hardship \$ 91,301.00

DESIGN PROJECT FINANCING

<u>State Share</u>	
Modernization Design	\$ 136,951.00
<u>District Share</u>	
Cash Contribution	
Financial Hardship	91,301.00
Total Design Cost	<u>\$ 228,252.00</u>

HISTORY OF PROJECT COST AND APPORTIONMENT

	Fund Code	Proposition	Previously Authorized	Authorized This Action	Unfunded Approval This Action
<u>State Share</u>					
Modernization Design Grant	112-012		\$ 136,951.00	\$ (136,951.00)	
Modernization Design Grant	951-570	51		136,951.00	\$ 136,951.00
<u>District Share</u>					
Financial Hardship	112-012		91,301.00	(91,301.00)	
Financial Hardship	951-570	51		91,301.00	91,301.00
Cash Contribution					
Total			<u>\$ 228,252.00</u>	<u>\$ 0.00</u>	<u>\$ 228,252.00</u>

Funding Source: Proposition 51 Bonds/2016-Nov.

Pursuant to the Board's action on March 11, 2009, this application has been approved and placed on the Unfunded List. This approval does not constitute a guarantee or commitment of future State funding.

Amounts shown for financial hardship assistance are subject to adjustment as a result of a review of the District's financial records pursuant to Regulation Section 1859.81(a) at the time of apportionment.

The school district is responsible for ensuring the project is compliant with all Prevailing Wage Monitoring and/or Labor Compliance Program requirements at the time construction contracts were executed and/or construction commenced.

The District shall ensure that it is in compliance with all applicable laws, regulations and certifications it made on the program forms.

The District qualifies for financial hardship pursuant to SFP Regulation Section 1859.81(c)(4). The District has demonstrated it is financially unable to provide all or a part of the matching funds and is levying the developer fees or equal alternative revenue source justified by law. The District's total bonding capacity (at the date of request) is \$5 million or less.

SCHOOL DISTRICT DATA

Application No: 57/64733-00-589	County: Los Angeles
School District: Los Angeles Unified	School Name: Venice Senior High

PROJECT DATA

Type of Project:	High School	Application Filing Basis:	Site Specific
Pupils Assigned Under 50 Yrs:	K-6:		
	7-8:		
	9-12: 163		
	Non-Severe:		
	Severe:		
Financial Hardship Requested:	No	Recommended Acres:	52.7
Alternative Education School:	No	Existing Acres:	28.8

ADJUSTED GRANT DATA

Modernization Grant - Under 50 Yrs	\$ 837,983.00
Small Size Project	33,519.00
Urban/Security/Impacted Site	146,397.00
Total State Share (60%)	1,017,899.00
District Share (40%)	678,599.00
Total Project Cost	\$ 1,696,498.00

PROJECT FINANCING

State Share	
This Project	\$ 1,017,899.00
District Share	
Cash Contribution	678,599.00
Financial Hardship	
Total Project Cost	\$ 1,696,498.00

HISTORY OF PROJECT COST AND APPORTIONMENT

	Fund Code	Proposition		Previously Authorized	Authorized This Action	Unfunded Approval This Action
State Share						
Modernization/Additional Grant	112-012		\$	1,017,899.00	\$ (1,017,899.00)	
Modernization/Additional Grant	951-570	51			1,017,899.00	\$ 1,017,899.00
District Share						
Cash Contribution				678,599.00		
Total			\$	1,696,498.00	\$ 0.00	\$ 1,017,899.00

Funding Source: Proposition 51 Bonds/2016-Nov.

Pursuant to the Board's action on March 11, 2009, this application has been approved and placed on the Unfunded List. This approval does not constitute a guarantee or commitment of future State funding.

The school district is responsible for ensuring the project is compliant with all Prevailing Wage Monitoring and/or Labor Compliance Program requirements at the time construction contracts were executed and/or construction commenced.

The District shall ensure that it is in compliance with all applicable laws, regulations and certifications it made on the program forms.

SCHOOL DISTRICT DATA

Application No: 57/64733-00-590 County: Los Angeles
 School District: Los Angeles Unified School Name: Taft (William Howard) Senior High

PROJECT DATA

Type of Project:	High School	Application Filing Basis:	Site Specific
Pupils Assigned Under 50 Yrs:		Pupils Assigned Over 50 Yrs:	
K-6:		K-6:	
7-8:		7-8:	
9-12:	48	9-12:	231
Non-Severe:		Non-Severe:	
Severe:		Severe:	
Financial Hardship Requested:	No	Recommended Acres:	60.8
Alternative Education School:	No	Existing Acres:	32.4

ADJUSTED GRANT DATA

Modernization Grant - Under 50 Yrs	\$ 246,768.00
Modernization Grant - Over 50 Yrs	1,649,802.00
Urban/Security/Impacted Site	326,800.00
Total State Share (60%)	2,223,370.00
District Share (40%)	1,482,247.00
Total Project Cost	<u>\$ 3,705,617.00</u>

PROJECT FINANCING

<u>State Share</u>	
This Project	\$ 2,223,370.00
<u>District Share</u>	
Cash Contribution	1,482,247.00
Financial Hardship	
Total Project Cost	<u>\$ 3,705,617.00</u>

HISTORY OF PROJECT COST AND APPORTIONMENT

	Fund Code	Proposition	Previously Authorized	Authorized This Action	Unfunded Approval This Action
<u>State Share</u>					
Modernization/Additional Grant	112-012		\$ 2,223,370.00	\$ (2,223,370.00)	
Modernization/Additional Grant	951-570	51		2,223,370.00	\$ 2,223,370.00
<u>District Share</u>					
Cash Contribution			1,482,247.00		
Total			<u>\$ 3,705,617.00</u>	<u>\$ 0.00</u>	<u>\$ 2,223,370.00</u>

Funding Source: Proposition 51 Bonds/2016-Nov.

Pursuant to the Board's action on March 11, 2009, this application has been approved and placed on the Unfunded List. This approval does not constitute a guarantee or commitment of future State funding.

The school district is responsible for ensuring the project is compliant with all Prevailing Wage Monitoring and/or Labor Compliance Program requirements at the time construction contracts were executed and/or construction commenced.

The District shall ensure that it is in compliance with all applicable laws, regulations and certifications it made on the program forms.

SCHOOL DISTRICT DATA

Application No: 57/64733-00-592 County: Los Angeles
 School District: Los Angeles Unified School Name: Washington (George) Prep High

PROJECT DATA

Type of Project:	High School	Application Filing Basis:	Site Specific
Pupils Assigned Under 50 Yrs:		Pupils Assigned Over 50 Yrs:	
K-6:		K-6:	
7-8:		7-8:	
9-12:	33	9-12:	176
Non-Severe:		Non-Severe:	
Severe:		Severe:	
Financial Hardship Requested:	No	Recommended Acres:	44.5
Alternative Education School:	No	Existing Acres:	26.4

ADJUSTED GRANT DATA

Modernization Grant - Under 50 Yrs	\$ 169,653.00
Modernization Grant - Over 50 Yrs	1,256,992.00
Urban/Security/Impacted Site	217,322.00
Total State Share (60%)	1,643,967.00
District Share (40%)	1,095,978.00
Total Project Cost	<u>\$ 2,739,945.00</u>

PROJECT FINANCING

<u>State Share</u>	
This Project	\$ 1,643,967.00
<u>District Share</u>	
Cash Contribution	1,095,978.00
Financial Hardship	
Total Project Cost	<u>\$ 2,739,945.00</u>

HISTORY OF PROJECT COST AND APPORTIONMENT

	Fund Code	Proposition	Previously Authorized	Authorized This Action	Unfunded Approval This Action
<u>State Share</u>					
Modernization/Additional Grant	112-012		\$ 1,643,967.00	\$ (1,643,967.00)	
Modernization/Additional Grant	951-570	51		1,643,967.00	\$ 1,643,967.00
<u>District Share</u>					
Cash Contribution			1,095,978.00		
Total			<u>\$ 2,739,945.00</u>	<u>\$ 0.00</u>	<u>\$ 1,643,967.00</u>

Funding Source: Proposition 51 Bonds/2016-Nov.

Pursuant to the Board's action on March 11, 2009, this application has been approved and placed on the Unfunded List. This approval does not constitute a guarantee or commitment of future State funding.

The school district is responsible for ensuring the project is compliant with all Prevailing Wage Monitoring and/or Labor Compliance Program requirements at the time construction contracts were executed and/or construction commenced.

The District shall ensure that it is in compliance with all applicable laws, regulations and certifications it made on the program forms.

SCHOOL DISTRICT DATA

Application No: 57/64733-39-007	County: Los Angeles
School District: Los Angeles Unified	School Name: Reseda Senior High
High School Attendance Area: Reseda	

PROJECT DATA

Type of Project: High School	Application Filing Basis: Site Specific
Pupils Assigned Under 50 Yrs:	Pupils Assigned Over 50 Yrs:
K-6:	K-6:
7-8:	7-8:
9-12: 17	9-12: 207
Non-Severe:	Non-Severe: 12
Severe:	Severe:
Financial Hardship Requested: No	Recommended Acres: 47.1
Alternative Education School: No	Existing Acres: 7.1

ADJUSTED GRANT DATA

Modernization Grant - Under 50 Yrs	\$ 87,397.00
Modernization Grant - Over 50 Yrs	1,610,298.00
Urban/Security/Impacted Site	508,489.00
Total State Share (60%)	2,206,184.00
District Share (40%)	1,470,789.00
Total Project Cost	\$ 3,676,973.00

PROJECT FINANCING

State Share	
This Project	\$ 2,206,184.00
District Share	
Cash Contribution	1,470,789.00
Financial Hardship	
Total Project Cost	\$ 3,676,973.00

HISTORY OF PROJECT COST AND APPORTIONMENT

	Fund Code	Proposition	Previously Authorized	Authorized This Action	Unfunded Approval This Action
State Share					
Modernization/Additional Grant	112-012		\$ 2,206,184.00	\$ (2,206,184.00)	
Modernization/Additional Grant	951-570	51		2,206,184.00	\$ 2,206,184.00
District Share					
Cash Contribution			1,470,789.00		
Total			\$ 3,676,973.00	\$ 0.00	\$ 2,206,184.00

Funding Source: Proposition 51 Bonds/2016-Nov.

Pursuant to the Board's action on March 11, 2009, this application has been approved and placed on the Unfunded List. This approval does not constitute a guarantee or commitment of future State funding.

The school district is responsible for ensuring the project is compliant with all Prevailing Wage Monitoring and/or Labor Compliance Program requirements at the time construction contracts were executed and/or construction commenced.

The District shall ensure that it is in compliance with all applicable laws, regulations and certifications it made on the program forms.

SCHOOL DISTRICT DATA

Application No: 57/64733-61-009	County: Los Angeles
School District: Los Angeles Unified	School Name: Westchester Senior High
High School Attendance Area: Westchester	

PROJECT DATA

Type of Project: High School	Application Filing Basis: Site Specific
Pupils Assigned Under 50 Yrs:	Pupils Assigned Over 50 Yrs:
K-6:	K-6:
7-8:	7-8:
9-12: 10	9-12: 620
Non-Severe:	Non-Severe:
Severe:	Severe:
Financial Hardship Requested: No	Recommended Acres: 33.5
Alternative Education School: No	Existing Acres: 35.4

ADJUSTED GRANT DATA

Modernization Grant - Under 50 Yrs	\$ 51,410.00
Modernization Grant - Over 50 Yrs	4,428,040.00
Total State Share (60%)	<u>4,479,450.00</u>
District Share (40%)	<u>2,986,300.00</u>
Total Project Cost	\$ <u>7,465,750.00</u>

PROJECT FINANCING

State Share	
This Project	\$ 4,479,450.00
District Share	
Cash Contribution	2,986,300.00
Financial Hardship	
Total Project Cost	\$ <u>7,465,750.00</u>

HISTORY OF PROJECT COST AND APPORTIONMENT

	Fund Code	Proposition		Previously Authorized	Authorized This Action	Unfunded Approval This Action
State Share						
Modernization/Additional Grant	112-012		\$	4,479,450.00	\$ (4,479,450.00)	
Modernization/Additional Grant	951-570	51			4,479,450.00	\$ 4,479,450.00
District Share						
Cash Contribution				<u>2,986,300.00</u>		
Total			\$	<u>7,465,750.00</u>	\$ <u>0.00</u>	\$ <u>4,479,450.00</u>

Funding Source: Proposition 51 Bonds/2016-Nov.

Pursuant to the Board's action on March 11, 2009, this application has been approved and placed on the Unfunded List. This approval does not constitute a guarantee or commitment of future State funding.

The school district is responsible for ensuring the project is compliant with all Prevailing Wage Monitoring and/or Labor Compliance Program requirements at the time construction contracts were executed and/or construction commenced.

The District shall ensure that it is in compliance with all applicable laws, regulations and certifications it made on the program forms.

SCHOOL DISTRICT DATA

Application No: 57/61796-00-044 School District: West Contra Costa Unified	County: Contra Costa School Name: Peres Elementary
---	---

PROJECT DATA

Type of Project: Elementary School Pupils Assigned Over 50 Years: K-6: 207 7-8: 9-12: Non-Severe: Severe:	Application Filing Basis: Site Specific Financial Hardship Requested: No Alternative Education School: No Recommended Acres: 7.3 Existing Acres: 7
--	---

ADJUSTED GRANT DATA

Modernization Grant - Over 50 Yrs	1,067,499.00
Prevailing Wage Monitoring	1,649.00
Accessibility/Fire Code Req.	32,025.00
Total State Share (60%)	1,101,173.00
District Share (40%)	734,115.00
Total Project Cost	\$ 1,835,288.00

PROJECT FINANCING

State Share	
This Project	\$ 1,101,173.00
District Share	
Cash Contribution	734,115.00
Financial Hardship	
Total Project Cost	\$ 1,835,288.00

HISTORY OF PROJECT COST AND APPORTIONMENT

	Fund Code	Proposition	Previously Authorized	Authorized This Action	Unfunded Approval This Action
State Share					
Modernization/Additional Grant	112-012		\$ 1,101,173.00	\$ (1,101,173.00)	
Modernization/Additional Grant	951-570	51		1,101,173.00	\$ 1,101,173.00
District Share					
Cash Contribution			734,115.00		
Total			\$ 1,835,288.00	\$ 0.00	\$ 1,101,173.00

Funding Source: Proposition 51 Bonds/2016-Nov.

Pursuant to the Board's action on March 11, 2009, this application has been approved and placed on the Unfunded List. This approval does not constitute a guarantee or commitment of future State funding.

The school district is responsible for ensuring the project is compliant with all Prevailing Wage Monitoring and/or Labor Compliance Program requirements at the time construction contracts were executed and/or construction commenced.

The District shall ensure that it is in compliance with all applicable laws, regulations and certifications it made on the program forms.

SCHOOL DISTRICT DATA

Application No: 57/64733-00-594 County: Los Angeles
 School District: Los Angeles Unified School Name: Grant (Ulysses S.) Senior High

PROJECT DATA

Type of Project:	High School	Application Filing Basis:	Site Specific
Pupils Assigned Under 50 Yrs:		Pupils Assigned Over 50 Yrs:	
K-6:		K-6:	
7-8:		7-8:	
9-12:	53	9-12:	48
Non-Severe:		Non-Severe:	
Severe:		Severe:	
Financial Hardship Requested:	No	Recommended Acres:	58.3
Alternative Education School:	No	Existing Acres:	32.1

ADJUSTED GRANT DATA

Modernization Grant - Under 50 Yrs	\$ 272,473.00
Modernization Grant - Over 50 Yrs	342,816.00
Small Size Project	24,612.00
Urban/Security/Impacted Site	106,426.00
Total State Share (60%)	746,327.00
District Share (40%)	497,551.00
Total Project Cost	\$ 1,243,878.00

PROJECT FINANCING

<u>State Share</u>	
This Project	\$ 746,327.00
<u>District Share</u>	
Cash Contribution	497,551.00
Financial Hardship	
Total Project Cost	\$ 1,243,878.00

HISTORY OF PROJECT COST AND APPORTIONMENT

	Fund Code	Proposition	Previously Authorized	Authorized This Action	Unfunded Approval This Action
<u>State Share</u>					
Modernization/Additional Grant	112-012		\$ 746,327.00	\$ (746,327.00)	
Modernization/Additional Grant	951-570	51		746,327.00	\$ 746,327.00
<u>District Share</u>					
Cash Contribution			497,551.00		
Total			\$ 1,243,878.00	\$ 0.00	\$ 746,327.00

Funding Source: Proposition 51 Bonds/2016-Nov.

Pursuant to the Board's action on March 11, 2009, this application has been approved and placed on the Unfunded List. This approval does not constitute a guarantee or commitment of future State funding.

The school district is responsible for ensuring the project is compliant with all Prevailing Wage Monitoring and/or Labor Compliance Program requirements at the time construction contracts were executed and/or construction commenced.

The District shall ensure that it is in compliance with all applicable laws, regulations and certifications it made on the program forms.

SCHOOL DISTRICT DATA

Application No: 57/64733-00-595	County: Los Angeles
School District: Los Angeles Unified	School Name: Gage (Henry T.) Junior High

PROJECT DATA

Type of Project:	Middle School	Application Filing Basis:	Site Specific
Pupils Assigned Under 50 Yrs:	K-6:		
	7-8: 252		
	9-12:		
	Non-Severe:		
	Severe:		
Financial Hardship Requested:	No	Recommended Acres:	24.7
Alternative Education School:	No	Existing Acres:	13.4

ADJUSTED GRANT DATA

Modernization Grant - Under 50 Yrs	\$ 989,856.00
Urban/Security/Impacted Site	167,267.00
Total State Share (60%)	<u>1,157,123.00</u>
District Share (40%)	<u>771,415.00</u>
Total Project Cost	\$ <u>1,928,538.00</u>

PROJECT FINANCING

State Share	
This Project	\$ 1,157,123.00
District Share	
Cash Contribution	771,415.00
Financial Hardship	
Total Project Cost	\$ <u>1,928,538.00</u>

HISTORY OF PROJECT COST AND APPORTIONMENT

	Fund Code	Proposition		Previously Authorized	Authorized This Action	Unfunded Approval This Action
State Share						
Modernization/Additional Grant	112-012		\$	1,157,123.00	\$ (1,157,123.00)	
Modernization/Additional Grant	951-570	51			1,157,123.00	\$ 1,157,123.00
District Share						
Cash Contribution				<u>771,415.00</u>		
Total			\$	<u>1,928,538.00</u>	\$ <u>0.00</u>	\$ <u>1,157,123.00</u>

Funding Source: Proposition 51 Bonds/2016-Nov.

Pursuant to the Board's action on March 11, 2009, this application has been approved and placed on the Unfunded List. This approval does not constitute a guarantee or commitment of future State funding.

The school district is responsible for ensuring the project is compliant with all Prevailing Wage Monitoring and/or Labor Compliance Program requirements at the time construction contracts were executed and/or construction commenced.

The District shall ensure that it is in compliance with all applicable laws, regulations and certifications it made on the program forms.

SCHOOL DISTRICT DATA

Application No: 57/64733-16-011	County: Los Angeles
School District: Los Angeles Unified	School Name: South Gate Senior High
High School Attendance Area: Southgate	

PROJECT DATA

Type of Project: High School	Application Filing Basis: Site Specific
Pupils Assigned Under 50 Yrs:	Pupils Assigned Over 50 Yrs:
K-6:	K-6:
7-8:	7-8:
9-12: 45	9-12: 92
Non-Severe:	Non-Severe:
Severe:	Severe:
Financial Hardship Requested: No	Recommended Acres: 68
Alternative Education School: No	Existing Acres: 24.1

ADJUSTED GRANT DATA

Modernization Grant - Under 50 Yrs	\$ 231,345.00
Modernization Grant - Over 50 Yrs	657,064.00
Small Size Project	35,536.00
Urban/Security/Impacted Site	214,279.00
Total State Share (60%)	1,138,224.00
District Share (40%)	758,816.00
Total Project Cost	\$ 1,897,040.00

PROJECT FINANCING

<u>State Share</u>	
This Project	\$ 1,138,224.00
<u>District Share</u>	
Cash Contribution	758,816.00
Financial Hardship	
Total Project Cost	\$ 1,897,040.00

HISTORY OF PROJECT COST AND APPORTIONMENT

	Fund Code	Proposition		Previously Authorized	Authorized This Action	Unfunded Approval This Action
<u>State Share</u>						
Modernization/Additional Grant	112-012		\$	1,138,224.00	\$ (1,138,224.00)	
Modernization/Additional Grant	951-570	51			1,138,224.00	\$ 1,138,224.00
<u>District Share</u>						
Cash Contribution				758,816.00		
Total			\$	1,897,040.00	\$ 0.00	\$ 1,138,224.00

Funding Source: Proposition 51 Bonds/2016-Nov.

Pursuant to the Board's action on March 11, 2009, this application has been approved and placed on the Unfunded List. This approval does not constitute a guarantee or commitment of future State funding.

The school district is responsible for ensuring the project is compliant with all Prevailing Wage Monitoring and/or Labor Compliance Program requirements at the time construction contracts were executed and/or construction commenced.

The District shall ensure that it is in compliance with all applicable laws, regulations and certifications it made on the program forms.

SCHOOL DISTRICT DATA

Application No: 57/68361-00-012 County: San Diego
 School District: Santee Elementary School Name: Cajon Park Elementary

PROJECT DATA

Type of Project: Elementary School Application Filing Basis: Site Specific
 Pupils Assigned Under 50 Yrs: K-6: 50
 7-8: 54
 9-12:
 Non-Severe:
 Severe:
 Financial Hardship Requested: No Recommended Acres: 21.1
 Alternative Education School: No Existing Acres: 15.74

ADJUSTED GRANT DATA

Modernization Grant - Under 50 Yrs	\$ 397,762.00
Fire Detection Alarm	12,376.00
Prevailing Wage Monitoring	633.00
Accessibility/Fire Code Req.	11,933.00
Total State Share (60%)	422,704.00
District Share (40%)	281,803.00
Total Project Cost	\$ 704,507.00

PROJECT FINANCING

State Share	
This Project	\$ 422,704.00
District Share	
Cash Contribution	281,803.00
Financial Hardship	
Total Project Cost	\$ 704,507.00

HISTORY OF PROJECT COST AND APPORTIONMENT

	Fund Code	Proposition	Previously Authorized	Authorized This Action	Unfunded Approval This Action
State Share					
Modernization/Additional Grant	112-012		\$ 422,704.00	\$ (422,704.00)	
Modernization/Additional Grant	951-570	51		422,704.00	\$ 422,704.00
District Share					
Cash Contribution			281,803.00		
Total			\$ 704,507.00	\$ 0.00	\$ 422,704.00

Funding Source: Proposition 51 Bonds/2016-Nov.

Pursuant to the Board's action on March 11, 2009, this application has been approved and placed on the Unfunded List. This approval does not constitute a guarantee or commitment of future State funding.

The school district is responsible for ensuring the project is compliant with all Prevailing Wage Monitoring and/or Labor Compliance Program requirements at the time construction contracts were executed and/or construction commenced.

The District shall ensure that it is in compliance with all applicable laws, regulations and certifications it made on the program forms.

SCHOOL DISTRICT DATA

Application No: 57/61259-00-070 County: Alameda
 School District: Oakland Unified School Name: Washington Elementary

PROJECT DATA

Type of Project: Elementary School Pupils Assigned Under 50 Yrs: K-6: 25 7-8: 9-12: Non-Severe: Severe: Financial Hardship Requested: No Alternative Education School: No	Application Filing Basis: Site Specific Pupils Assigned Over 50 Yrs: K-6: 25 7-8: 9-12: Non-Severe: Severe: Recommended Acres: 4 Existing Acres: 8
---	--

ADJUSTED GRANT DATA

Modernization Grant - Under 50 Yrs	\$ 92,825.00
Modernization Grant - Over 50 Yrs	128,925.00
Fire Detection Alarm	5,950.00
Prevailing Wage Monitoring	391.00
Small Size Project	26,610.00
Accessibility/Fire Code Req.	6,653.00
Total State Share (60%)	<u>261,354.00</u>
District Share (40%)	174,236.00
Total Project Cost	<u>\$ 435,590.00</u>

PROJECT FINANCING

<u>State Share</u>	
This Project	\$ 261,354.00
<u>District Share</u>	
Cash Contribution	174,236.00
Financial Hardship	
Total Project Cost	<u>\$ 435,590.00</u>

HISTORY OF PROJECT COST AND APPORTIONMENT

	Fund Code	Proposition	Previously Authorized	Authorized This Action	Unfunded Approval This Action
<u>State Share</u>					
Modernization/Additional Grant	112-012		\$ 261,354.00	\$ (261,354.00)	
Modernization/Additional Grant	951-570	51		261,354.00	\$ 261,354.00
<u>District Share</u>					
Cash Contribution			<u>174,236.00</u>		
Total			<u>\$ 435,590.00</u>	<u>\$ 0.00</u>	<u>\$ 261,354.00</u>

Funding Source: Proposition 51 Bonds/2016-Nov.

Pursuant to the Board's action on March 11, 2009, this application has been approved and placed on the Unfunded List. This approval does not constitute a guarantee or commitment of future State funding.

The school district is responsible for ensuring the project is compliant with all Prevailing Wage Monitoring and/or Labor Compliance Program requirements at the time construction contracts were executed and/or construction commenced.

The District shall ensure that it is in compliance with all applicable laws, regulations and certifications it made on the program forms.

SCHOOL DISTRICT DATA

Application No: 57/61796-00-045	County: Contra Costa
School District: West Contra Costa Unified	School Name: Gompers (Samuel) Continuation

PROJECT DATA

Type of Project:	High School	Application Filing Basis:	Site Specific
Pupils Assigned Over 50 Years:	K-6:		
	7-8:		
	9-12:	261	
	Non-Severe:		
	Severe:		
Financial Hardship Requested:	No	Recommended Acres:	4.31
Alternative Education School:	No	Existing Acres:	3.15

ADJUSTED GRANT DATA

Modernization Grant - Over 50 Yrs	\$ 1,864,062.00
Fire Detection Alarm	31,059.00
Prevailing Wage Monitoring	3,102.00
Accessibility/Fire Code Req.	55,922.00
Two Stop Elevators	99,172.00
Additional Elev. Stops	17,849.00
Total State Share (60%)	2,071,166.00
District Share (40%)	1,380,777.00
Total Project Cost	\$ 3,451,943.00

PROJECT FINANCING

State Share	
This Project	\$ 2,071,166.00
District Share	
Cash Contribution	1,380,777.00
Financial Hardship	
Total Project Cost	\$ 3,451,943.00

HISTORY OF PROJECT COST AND APPORTIONMENT

	Fund Code	Proposition		Previously Authorized	Authorized This Action	Unfunded Approval This Action
State Share						
Modernization/Additional Grant	112-012		\$	2,071,166.00	\$ (2,071,166.00)	
Modernization/Additional Grant	951-570	51			2,071,166.00	\$ 2,071,166.00
District Share						
Cash Contribution				1,380,777.00		
Total			\$	3,451,943.00	\$ 0.00	\$ 2,071,166.00

Funding Source: Proposition 51 Bonds/2016-Nov.

Pursuant to the Board's action on March 11, 2009, this application has been approved and placed on the Unfunded List. This approval does not constitute a guarantee or commitment of future State funding.

The school district is responsible for ensuring the project is compliant with all Prevailing Wage Monitoring and/or Labor Compliance Program requirements at the time construction contracts were executed and/or construction commenced.

The District shall ensure that it is in compliance with all applicable laws, regulations and certifications it made on the program forms.

SCHOOL DISTRICT DATA

Application No: 57/62166-00-139 **County:** Fresno
School District: Fresno Unified **School Name:** Design Science Early College High

PROJECT DATA

Type of Project: High School **Application Filing Basis:** Site Specific
Pupils Assigned Under 50 Yrs: **K-6:**
7-8:
9-12: 254
Non-Severe:
Severe:
Financial Hardship Requested: No **Recommended Acres:** 19.2
Alternative Education School: No **Existing Acres:** 3.68

ADJUSTED GRANT DATA

Modernization Grant - Under 50 Yrs	\$ 1,305,814.00
Prevailing Wage Monitoring	2,577.00
Urban/Security/Impacted Site	373,285.00
Accessibility/Fire Code Req.	39,174.00
Total State Share (60%)	1,720,850.00
District Share (40%)	1,147,233.00
Total Project Cost	\$ 2,868,083.00

PROJECT FINANCING

State Share	
This Project	\$ 1,720,850.00
District Share	
Cash Contribution	1,147,233.00
Financial Hardship	
Total Project Cost	\$ 2,868,083.00

HISTORY OF PROJECT COST AND APPORTIONMENT

	Fund Code	Proposition	Previously Authorized	Authorized This Action	Unfunded Approval This Action
State Share					
Modernization/Additional Grant	112-012		\$ 1,720,850.00	\$ (1,720,850.00)	
Modernization/Additional Grant	951-570	51		1,720,850.00	\$ 1,720,850.00
District Share					
Cash Contribution			1,147,233.00		
Total			\$ 2,868,083.00	\$ 0.00	\$ 1,720,850.00

Funding Source: Proposition 51 Bonds/2016-Nov.

Pursuant to the Board's action on March 11, 2009, this application has been approved and placed on the Unfunded List. This approval does not constitute a guarantee or commitment of future State funding.

The school district is responsible for ensuring the project is compliant with all Prevailing Wage Monitoring and/or Labor Compliance Program requirements at the time construction contracts were executed and/or construction commenced.

The District shall ensure that it is in compliance with all applicable laws, regulations and certifications it made on the program forms.

SCHOOL DISTRICT DATA

Application No: 57/64287-00-016 County: Los Angeles
 School District: Baldwin Park Unified School Name: Deanza Elementary

PROJECT DATA

Type of Project: Elementary School Application Filing Basis: Site Specific
 Pupils Assigned Under 50 Yrs: K-6: 102
 7-8:
 9-12:
 Non-Severe:
 Severe:
 Financial Hardship Requested: No Recommended Acres: 10.5
 Alternative Education School: No Existing Acres: 10.43

ADJUSTED GRANT DATA

Modernization Grant - Under 50 Yrs	\$ 378,726.00
Fire Detection Alarm	12,138.00
Prevailing Wage Monitoring	603.00
Accessibility/Fire Code Req.	11,362.00
Total State Share (60%)	402,829.00
District Share (40%)	268,553.00
Total Project Cost	<u>\$ 671,382.00</u>

PROJECT FINANCING

<u>State Share</u>	
This Project	\$ 402,829.00
<u>District Share</u>	
Cash Contribution	268,553.00
Financial Hardship	
Total Project Cost	<u>\$ 671,382.00</u>

HISTORY OF PROJECT COST AND APPORTIONMENT

	Fund Code	Proposition	Previously Authorized	Authorized This Action	Unfunded Approval This Action
<u>State Share</u>					
Modernization/Additional Grant	112-012		\$ 402,829.00	\$ (402,829.00)	
Modernization/Additional Grant	951-570	51		402,829.00	\$ 402,829.00
<u>District Share</u>					
Cash Contribution			268,553.00		
Total			<u>\$ 671,382.00</u>	<u>\$ 0.00</u>	<u>\$ 402,829.00</u>

Funding Source: Proposition 51 Bonds/2016-Nov.

Pursuant to the Board's action on March 11, 2009, this application has been approved and placed on the Unfunded List. This approval does not constitute a guarantee or commitment of future State funding.

The school district is responsible for ensuring the project is compliant with all Prevailing Wage Monitoring and/or Labor Compliance Program requirements at the time construction contracts were executed and/or construction commenced.

The District shall ensure that it is in compliance with all applicable laws, regulations and certifications it made on the program forms.

SCHOOL DISTRICT DATA

Application No: 57/68338-00-229 School District: San Diego Unified	County: San Diego School Name: Hamilton Elementary
---	---

PROJECT DATA

Type of Project: Elementary School Pupils Assigned Under 50 Yrs: K-6: 526 7-8: 9-12: Non-Severe: Severe: 18 Financial Hardship Requested: No Alternative Education School: No	Application Filing Basis: Site Specific Recommended Acres: 9.8 Existing Acres: 6.72
--	--

ADJUSTED GRANT DATA

Modernization Grant - Under 50 Yrs	\$ 2,165,960.00
Fire Detection Alarm	68,570.00
Prevailing Wage Monitoring	3,352.00
Total State Share (60%)	2,237,882.00
District Share (40%)	1,491,921.00
Total Project Cost	\$ 3,729,803.00

PROJECT FINANCING

State Share	
This Project	\$ 2,237,882.00
District Share	
Cash Contribution	1,491,921.00
Financial Hardship	
Total Project Cost	\$ 3,729,803.00

HISTORY OF PROJECT COST AND APPORTIONMENT

	Fund Code	Proposition	Previously Authorized	Authorized This Action	Unfunded Approval This Action
State Share					
Modernization/Additional Grant	112-012		\$ 2,237,882.00	\$ (2,237,882.00)	
Modernization/Additional Grant	951-570	51		2,237,882.00	\$ 2,237,882.00
District Share					
Cash Contribution			1,491,921.00		
Total			\$ 3,729,803.00	\$ 0.00	\$ 2,237,882.00

Funding Source: Proposition 51 Bonds/2016-Nov.

Pursuant to the Board's action on March 11, 2009, this application has been approved and placed on the Unfunded List. This approval does not constitute a guarantee or commitment of future State funding.

The school district is responsible for ensuring the project is compliant with all Prevailing Wage Monitoring and/or Labor Compliance Program requirements at the time construction contracts were executed and/or construction commenced.

The District shall ensure that it is in compliance with all applicable laws, regulations and certifications it made on the program forms.

SCHOOL DISTRICT DATA

Application No: 57/64352-00-005	County: Los Angeles
School District: Centinela Valley Union High	School Name: Hawthorne High

PROJECT DATA

Type of Project: High School	Application Filing Basis: Site Specific
Pupils Assigned Under 50 Yrs:	
K-6:	
7-8:	
9-12: 257	
Non-Severe: 7	
Severe:	
Financial Hardship Requested: No	Recommended Acres: 51.8
Alternative Education School: No	Existing Acres: 34.5

ADJUSTED GRANT DATA

Modernization Grant - Under 50 Yrs	\$ 1,376,635.00
Fire Detection Alarm	32,144.00
Prevailing Wage Monitoring	2,175.00
Accessibility/Fire Code Req.	41,299.00
Total State Share (60%)	1,452,253.00
District Share (40%)	968,169.00
Total Project Cost	\$ 2,420,422.00

PROJECT FINANCING

State Share	
This Project	\$ 1,452,253.00
District Share	
Cash Contribution	968,169.00
Financial Hardship	
Total Project Cost	\$ 2,420,422.00

HISTORY OF PROJECT COST AND APPORTIONMENT

	Fund Code	Proposition	Previously Authorized	Authorized This Action	Unfunded Approval This Action
State Share					
Modernization/Additional Grant	112-012		\$ 1,452,253.00	\$ (1,452,253.00)	
Modernization/Additional Grant	951-570	51		1,452,253.00	\$ 1,452,253.00
District Share					
Cash Contribution			968,169.00		
Total			\$ 2,420,422.00	\$ 0.00	\$ 1,452,253.00

Funding Source: Proposition 51 Bonds/2016-Nov.

Pursuant to the Board's action on March 11, 2009, this application has been approved and placed on the Unfunded List. This approval does not constitute a guarantee or commitment of future State funding.

The school district is responsible for ensuring the project is compliant with all Prevailing Wage Monitoring and/or Labor Compliance Program requirements at the time construction contracts were executed and/or construction commenced.

The District shall ensure that it is in compliance with all applicable laws, regulations and certifications it made on the program forms.

SCHOOL DISTRICT DATA

Application No: 57/75713-00-027 School District: Alhambra Unified	County: Los Angeles School Name: Granada Elementary
--	--

PROJECT DATA

Type of Project: Elementary School Pupils Assigned Under 50 Yrs: K-6: 106 7-8: 9-12: Non-Severe: Severe:	Application Filing Basis: Site Specific Financial Hardship Requested: No Alternative Education School: No Recommended Acres: 14.3 Existing Acres: 5.39
---	---

ADJUSTED GRANT DATA

Modernization Grant - Under 50 Yrs	\$ 393,578.00
Small Size Project	15,743.00
Accessibility/Fire Code Req.	11,807.00
Total State Share (60%)	421,128.00
District Share (40%)	280,752.00
Total Project Cost	\$ 701,880.00

PROJECT FINANCING

State Share	
This Project	\$ 421,128.00
District Share	
Cash Contribution	280,752.00
Financial Hardship	
Total Project Cost	\$ 701,880.00

HISTORY OF PROJECT COST AND APPORTIONMENT

	Fund Code	Proposition	Previously Authorized	Authorized This Action	Unfunded Approval This Action
State Share					
Modernization/Additional Grant	112-012		\$ 421,128.00	\$ (421,128.00)	
Modernization/Additional Grant	951-570	51		421,128.00	\$ 421,128.00
District Share					
Cash Contribution			280,752.00		
Total			\$ 701,880.00	\$ 0.00	\$ 421,128.00

Funding Source: Proposition 51 Bonds/2016-Nov.

Pursuant to the Board's action on March 11, 2009, this application has been approved and placed on the Unfunded List. This approval does not constitute a guarantee or commitment of future State funding.

The school district is responsible for ensuring the project is compliant with all Prevailing Wage Monitoring and/or Labor Compliance Program requirements at the time construction contracts were executed and/or construction commenced.

The District shall ensure that it is in compliance with all applicable laws, regulations and certifications it made on the program forms.

SCHOOL DISTRICT DATA

Application No: 57/10272-00-001 County: Monterey
 School District: Monterey County Office Of Education School Name: Bard Blades Elementary

PROJECT DATA

Type of Project: Elementary School Application Filing Basis: Site Specific
 Pupils Assigned Under 50 K-6:
 7-8:
 9-12:
 Non-Severe: 10
 Severe: 80
 Financial Hardship Requested: Yes

GRANT DATA

<u>Estimated Total Grant</u>		<u>Separate Design Grant</u>	
Modernization Grant	\$ 1,025,460.00	Total Design (25% of Grant)	\$ 256,365.00
Total State Share (60%)	<u>1,025,460.00</u>	Design State Share (60%)	<u>153,819.00</u>
Total District Share (40%)	<u>683,640.00</u>	Design District Share (40%)	<u>102,546.00</u>
Total Estimated Grant	<u>\$ 1,709,100.00</u>	District Cash Contribution	\$ 102,546.00
		Financial Hardship	\$

DESIGN PROJECT FINANCING

State Share

Modernization Design	\$ 153,819.00
----------------------	---------------

District Share

Cash Contribution	<u>102,546.00</u>
Total Design Cost	<u>\$ 256,365.00</u>

HISTORY OF PROJECT COST AND APPORTIONMENT

	Fund Code	Proposition	Previously Authorized	Authorized This Action	Unfunded Approval This Action
<u>State Share</u>					
Modernization Design Grant	112-012		\$ 153,819.00	\$ (153,819.00)	
Modernization Design Grant	951-570	51		153,819.00	\$ 153,819.00
<u>District Share</u>					
Cash Contribution			<u>102,546.00</u>		
Total			<u>\$ 256,365.00</u>	<u>\$ 0.00</u>	<u>\$ 153,819.00</u>

Funding Source: Proposition 51 Bonds/2016-Nov.

Pursuant to the Board's action on March 11, 2009, this application has been approved and placed on the Unfunded List. This approval does not constitute a guarantee or commitment of future State funding.

The school district is responsible for ensuring the project is compliant with all Prevailing Wage Monitoring and/or Labor Compliance Program requirements at the time construction contracts were executed and/or construction commenced.

The District shall ensure that it is in compliance with all applicable laws, regulations and certifications it made on the program forms.

SCHOOL DISTRICT DATA

Application No: 57/66696-00-003 School District: Savanna Elementary	County: Orange School Name: Reid (Twila) Elementary
--	--

PROJECT DATA

Type of Project: Elementary School Pupils Assigned Under 50 Yrs: K-6: 82 7-8: 9-12: Non-Severe: Severe: Financial Hardship Requested: No Alternative Education School: No	Application Filing Basis: Site Specific Pupils Assigned Over 50 Yrs: K-6: 468 7-8: 9-12: Non-Severe: Severe: Recommended Acres: 9.8 Existing Acres: 8.8
--	--

ADJUSTED GRANT DATA

Modernization Grant - Under 50 Yrs	\$ 304,466.00
Modernization Grant - Over 50 Yrs	2,413,476.00
Fire Detection Alarm	65,450.00
Prevailing Wage Monitoring	4,297.00
Accessibility/Fire Code Req.	81,538.00
Total State Share (60%)	2,869,227.00
District Share (40%)	1,912,818.00
Total Project Cost	\$ 4,782,045.00

PROJECT FINANCING

State Share	
This Project	\$ 2,869,227.00
District Share	
Cash Contribution	1,912,818.00
Financial Hardship	
Total Project Cost	\$ 4,782,045.00

HISTORY OF PROJECT COST AND APPORTIONMENT

	Fund Code	Proposition	Previously Authorized	Authorized This Action	Unfunded Approval This Action
State Share					
Modernization/Additional Grant	112-012		\$ 2,869,227.00	\$ (2,869,227.00)	
Modernization/Additional Grant	951-570	51		2,869,227.00	\$ 2,869,227.00
District Share					
Cash Contribution			1,912,818.00		
Total			\$ 4,782,045.00	\$ 0.00	\$ 2,869,227.00

Funding Source: Proposition 51 Bonds/2016-Nov.

Pursuant to the Board's action on March 11, 2009, this application has been approved and placed on the Unfunded List. This approval does not constitute a guarantee or commitment of future State funding.

The school district is responsible for ensuring the project is compliant with all Prevailing Wage Monitoring and/or Labor Compliance Program requirements at the time construction contracts were executed and/or construction commenced.

The District shall ensure that it is in compliance with all applicable laws, regulations and certifications it made on the program forms.

SCHOOL DISTRICT DATA

Application No: 57/66241-00-003 County: Napa
 School District: Calistoga Joint Unified School Name: Calistoga Elementary

PROJECT DATA

Type of Project: Elementary School Application Filing Basis: Site Specific
 Pupils Assigned Under 50 Yrs: K-6: 100
 7-8:
 9-12:
 Non-Severe:
 Severe:
 Financial Hardship Requested: No Recommended Acres: 9.9
 Alternative Education School: No Existing Acres: 6.7

ADJUSTED GRANT DATA

Modernization Grant - Under 50 Yrs	\$ 371,300.00
Project Assistance	3,135.00
Fire Detection Alarm	11,900.00
Prevailing Wage Monitoring	663.00
Small Size Project	44,556.00
Accessibility/Fire Code Req.	11,139.00
Total State Share (60%)	442,693.00
District Share (40%)	295,129.00
Total Project Cost	<u>\$ 737,822.00</u>

PROJECT FINANCING

<u>State Share</u>	
This Project	\$ 442,693.00
<u>District Share</u>	
Cash Contribution	295,129.00
Financial Hardship	
Total Project Cost	<u>\$ 737,822.00</u>

HISTORY OF PROJECT COST AND APPORTIONMENT

	Fund Code	Proposition	Previously Authorized	Authorized This Action	Unfunded Approval This Action
<u>State Share</u>					
Modernization/Additional Grant	112-012		\$ 442,693.00	\$ (442,693.00)	
Modernization/Additional Grant	951-570	51		442,693.00	\$ 442,693.00
<u>District Share</u>					
Cash Contribution			295,129.00		
Total			<u>\$ 737,822.00</u>	<u>\$ 0.00</u>	<u>\$ 442,693.00</u>

Funding Source: Proposition 51 Bonds/2016-Nov.

Pursuant to the Board's action on March 11, 2009, this application has been approved and placed on the Unfunded List. This approval does not constitute a guarantee or commitment of future State funding.

The school district is responsible for ensuring the project is compliant with all Prevailing Wage Monitoring and/or Labor Compliance Program requirements at the time construction contracts were executed and/or construction commenced.

The District shall ensure that it is in compliance with all applicable laws, regulations and certifications it made on the program forms.

SCHOOL DISTRICT DATA

Application No: 57/61424-00-004 County: Butte
 School District: Chico Unified School Name: Chico Senior High

PROJECT DATA

Type of Project:	High School	Application Filing Basis:	Site Specific
Pupils Assigned Under 50 Yrs:		Pupils Assigned Over 50 Yrs:	
K-6:		K-6:	
7-8:		7-8:	
9-12:	21	9-12:	439
Non-Severe:		Non-Severe:	
Severe:		Severe:	
Financial Hardship Requested:	No	Recommended Acres:	46.5
Alternative Education School:	No	Existing Acres:	38.94

ADJUSTED GRANT DATA

Modernization Grant - Under 50 Yrs	\$ 107,961.00
Modernization Grant - Over 50 Yrs	3,135,338.00
Fire Detection Alarm	54,740.00
Prevailing Wage Monitoring	5,151.00
Site Development	38,866.00
Accessibility/Fire Code Req.	97,299.00
Total State Share (60%)	3,439,355.00
District Share (40%)	2,292,903.00
Total Project Cost	<u>\$ 5,732,258.00</u>

PROJECT FINANCING

<u>State Share</u>	
This Project	\$ 3,439,355.00
<u>District Share</u>	
Cash Contribution	2,292,903.00
Financial Hardship	
Total Project Cost	<u>\$ 5,732,258.00</u>

HISTORY OF PROJECT COST AND APPORTIONMENT

	Fund Code	Proposition	Previously Authorized	Authorized This Action	Unfunded Approval This Action
<u>State Share</u>					
Modernization/Additional Grant	112-012		\$ 3,439,355.00	\$ (3,439,355.00)	
Modernization/Additional Grant	951-570	51		3,439,355.00	\$ 3,439,355.00
<u>District Share</u>					
Cash Contribution			2,292,903.00		
Total			<u>\$ 5,732,258.00</u>	<u>\$ 0.00</u>	<u>\$ 3,439,355.00</u>

Funding Source: Proposition 51 Bonds/2016-Nov.

Pursuant to the Board's action on March 11, 2009, this application has been approved and placed on the Unfunded List. This approval does not constitute a guarantee or commitment of future State funding.

The school district is responsible for ensuring the project is compliant with all Prevailing Wage Monitoring and/or Labor Compliance Program requirements at the time construction contracts were executed and/or construction commenced.

The District shall ensure that it is in compliance with all applicable laws, regulations and certifications it made on the program forms.

SCHOOL DISTRICT DATA

Application No: 57/61739-00-007 School District: Martinez Unified	County: Contra Costa School Name: Alhambra Senior High
--	---

PROJECT DATA

Type of Project: High School Pupils Assigned Under 50 Yrs: K-6: 7-8: 9-12: 384 Non-Severe: 13 Severe: 9 Financial Hardship Requested: No Alternative Education School: No	Application Filing Basis: Site Specific Recommended Acres: 38.9 Existing Acres: 51.45
--	--

ADJUSTED GRANT DATA

Modernization Grant - Under 50 Yrs \$ 2,183,487.00 Fire Detection Alarm 51,583.00 Prevailing Wage Monitoring 3,451.00 Accessibility/Fire Code Req. 65,505.00 Total State Share (60%) 2,304,026.00 District Share (40%) 1,536,017.00 Total Project Cost \$ <u>3,840,043.00</u>

PROJECT FINANCING

State Share	
This Project	\$ 2,304,026.00
District Share	
Cash Contribution	1,536,017.00
Financial Hardship	
Total Project Cost	\$ <u>3,840,043.00</u>

HISTORY OF PROJECT COST AND APPORTIONMENT

	Fund Code	Proposition	Previously Authorized	Authorized This Action	Unfunded Approval This Action
State Share					
Modernization/Additional Grant	112-012		\$ 2,304,026.00	\$ (2,304,026.00)	
Modernization/Additional Grant	951-570	51		2,304,026.00	\$ 2,304,026.00
District Share					
Cash Contribution			1,536,017.00		
Total			<u>\$ 3,840,043.00</u>	<u>\$ 0.00</u>	<u>\$ 2,304,026.00</u>

Funding Source: Proposition 51 Bonds/2016-Nov.

Pursuant to the Board's action on March 11, 2009, this application has been approved and placed on the Unfunded List. This approval does not constitute a guarantee or commitment of future State funding.

The school district is responsible for ensuring the project is compliant with all Prevailing Wage Monitoring and/or Labor Compliance Program requirements at the time construction contracts were executed and/or construction commenced.

The District shall ensure that it is in compliance with all applicable laws, regulations and certifications it made on the program forms.

SCHOOL DISTRICT DATA

Application No: 57/64352-00-004	County: Los Angeles
School District: Centinela Valley Union High	School Name: Leuzinger High

PROJECT DATA

Type of Project:	High School	Application Filing Basis:	Site Specific
Pupils Assigned Under 50 Yrs:	K-6:		
	7-8:		
	9-12: 401		
	Non-Severe: 2		
	Severe: 80		
Financial Hardship Requested:	No	Recommended Acres:	40.4
Alternative Education School:	No	Existing Acres:	30.6

ADJUSTED GRANT DATA

Modernization Grant - Under 50 Yrs	\$ 3,023,689.00
Fire Detection Alarm	74,725.00
Prevailing Wage Monitoring	4,784.00
Accessibility/Fire Code Req.	90,711.00
Total State Share (60%)	3,193,909.00
District Share (40%)	2,129,273.00
Total Project Cost	\$ 5,323,182.00

PROJECT FINANCING

State Share	
This Project	\$ 3,193,909.00
District Share	
Cash Contribution	2,129,273.00
Financial Hardship	
Total Project Cost	\$ 5,323,182.00

HISTORY OF PROJECT COST AND APPORTIONMENT

	Fund Code	Proposition	Previously Authorized	Authorized This Action	Unfunded Approval This Action
State Share					
Modernization/Additional Grant	112-012		\$ 3,193,909.00	\$ (3,193,909.00)	
Modernization/Additional Grant	951-570	51		3,193,909.00	\$ 3,193,909.00
District Share					
Cash Contribution			2,129,273.00		
Total			\$ 5,323,182.00	\$ 0.00	\$ 3,193,909.00

Funding Source: Proposition 51 Bonds/2016-Nov.

Pursuant to the Board's action on March 11, 2009, this application has been approved and placed on the Unfunded List. This approval does not constitute a guarantee or commitment of future State funding.

The school district is responsible for ensuring the project is compliant with all Prevailing Wage Monitoring and/or Labor Compliance Program requirements at the time construction contracts were executed and/or construction commenced.

The District shall ensure that it is in compliance with all applicable laws, regulations and certifications it made on the program forms.

SCHOOL DISTRICT DATA

Application No: 57/72603-00-029 School District: Simi Valley Unified	County: Ventura School Name: Santa Susana High
---	---

PROJECT DATA

Type of Project: High School Pupils Assigned Under 50 Yrs: K-6: 7-8: 9-12: 539 Non-Severe: 9 Severe:	Application Filing Basis: Site Specific		
Financial Hardship Requested: No Alternative Education School: No	Recommended Acres: 36.4 Existing Acres: 24.28		

ADJUSTED GRANT DATA

Modernization Grant - Under 50 Yrs	\$ 2,842,225.00
Fire Detection Alarm	66,148.00
Accessibility/Fire Code Req.	85,267.00
Total State Share (60%)	2,993,640.00
District Share (40%)	1,995,760.00
Total Project Cost	\$ 4,989,400.00

PROJECT FINANCING

State Share	
This Project District Share Cash Contribution Financial Hardship Total Project Cost	 \$ 2,993,640.00 1,995,760.00 \$ 4,989,400.00

HISTORY OF PROJECT COST AND APPORTIONMENT

	Fund Code	Proposition	Previously Authorized	Authorized This Action	Unfunded Approval This Action
State Share					
Modernization/Additional Grant	112-012		\$ 2,993,640.00	\$ (2,993,640.00)	
Modernization/Additional Grant	951-570	51		2,993,640.00	\$ 2,993,640.00
District Share					
Cash Contribution			1,995,760.00		
Total			\$ 4,989,400.00	\$ 0.00	\$ 2,993,640.00

Funding Source: Proposition 51 Bonds/2016-Nov.

Pursuant to the Board's action on March 11, 2009, this application has been approved and placed on the Unfunded List. This approval does not constitute a guarantee or commitment of future State funding.

The school district is responsible for ensuring the project is compliant with all Prevailing Wage Monitoring and/or Labor Compliance Program requirements at the time construction contracts were executed and/or construction commenced.

The District shall ensure that it is in compliance with all applicable laws, regulations and certifications it made on the program forms.

SCHOOL DISTRICT DATA

Application No: 57/62596-00-001 County: Glenn
 School District: Lake Elementary School Name: Lake Elementary

PROJECT DATA

Type of Project: Elementary School Application Filing Basis: Site Specific
 Pupils Assigned Under 50 Yrs: K-6: 120
 7-8: 30
 9-12: 7
 Non-Severe: 7
 Severe:
 Financial Hardship Requested: Yes Recommended Acres: 6.6
 Alternative Education School: No Existing Acres: 5.6

ADJUSTED GRANT DATA

Modernization Grant - Under 50 Yrs	\$ 618,798.00
Project Assistance	3,135.00
Fire Detection Alarm	19,411.00
Prevailing Wage Monitoring	1,746.00
Small Size Project	24,752.00
Accessibility/Fire Code Req.	32,241.00
Total State Share (60%)	700,083.00
District Share (40%)	466,722.00
Total Project Cost	<u>\$ 1,166,805.00</u>

PROJECT FINANCING

<u>State Share</u>	
This Project	\$ 700,083.00
<u>District Share</u>	
Cash Contribution	120,670.00
Financial Hardship	346,052.00
Total Project Cost	<u>\$ 1,166,805.00</u>

HISTORY OF PROJECT COST AND APPORTIONMENT

	Fund Code	Proposition	Previously Authorized	Authorized This Action	Unfunded Approval This Action
<u>State Share</u>					
Modernization/Additional Grant	057-570	1D	\$ 55,867.00		
Modernization/Additional Grant	112-012		644,216.00	\$ (644,216.00)	
Modernization/Additional Grant	951-570	51		644,216.00	\$ 644,216.00
<u>District Share</u>					
Financial Hardship	057-570	1D	37,244.00		
Financial Hardship	112-012		308,808.00	(308,808.00)	
Financial Hardship	951-570	51		308,808.00	308,808.00
Cash Contribution			120,670.00		
Total			<u>\$ 1,166,805.00</u>	<u>\$ 0.00</u>	<u>\$ 953,024.00</u>

Funding Sources: Proposition 1D Bonds/2006-Nov.; Proposition 51 Bonds/2016-Nov.

Pursuant to the Board's action on March 11, 2009, this application has been approved and placed on the Unfunded List. This approval does not constitute a guarantee or commitment of future State funding.

The school district is responsible for ensuring the project is compliant with all Prevailing Wage Monitoring and/or Labor Compliance Program requirements at the time construction contracts were executed and/or construction commenced.

The District shall ensure that it is in compliance with all applicable laws, regulations and certifications it made on the program forms.

The District qualifies for financial hardship pursuant to SFP Regulation Section 1859.81(c)(4). The District has demonstrated it is financially unable to provide all or a part of the matching funds and is levying the developer fees or equal alternative revenue source justified by law. The District's total bonding capacity (at the date of request) is \$5 million or less.

SCHOOL DISTRICT DATA

Application No: 57/62166-00-140	County: Fresno	
School District: Fresno Unified	School Name: McLane High	

PROJECT DATA

Type of Project: High School	Application Filing Basis: Site Specific	
Pupils Assigned Under 50 Yrs:	Pupils Assigned Over 50 Yrs:	
K-6:	K-6:	
7-8:	7-8:	
9-12:	9-12:	
Non-Severe: 8	Non-Severe: 89	
Severe: 4	Severe: 43	
Financial Hardship Requested: No	Recommended Acres: 53.5	
Alternative Education School: No	Existing Acres: 36.72	

ADJUSTED GRANT DATA

Modernization Grant - Under 50 Yrs	\$ 110,628.00
Modernization Grant - Over 50 Yrs	1,685,079.00
Fire Detection Alarm	37,235.00
Prevailing Wage Monitoring	2,938.00
Small Size Project	71,828.00
Accessibility/Fire Code Req.	53,871.00
Total State Share (60%)	1,961,579.00
District Share (40%)	1,307,719.00
Total Project Cost	\$ 3,269,298.00

PROJECT FINANCING

<u>State Share</u>	
This Project	\$ 1,961,579.00
<u>District Share</u>	
Cash Contribution	1,307,719.00
Financial Hardship	
Total Project Cost	\$ 3,269,298.00

HISTORY OF PROJECT COST AND APPORTIONMENT

	Fund Code	Proposition	Previously Authorized	Authorized This Action	Unfunded Approval This Action
<u>State Share</u>					
Modernization/Additional Grant	112-012		\$ 1,961,579.00	\$ (1,961,579.00)	
Modernization/Additional Grant	951-570	51		1,961,579.00	\$ 1,961,579.00
<u>District Share</u>					
Cash Contribution			1,307,719.00		
Total			\$ 3,269,298.00	\$ 0.00	\$ 1,961,579.00

Funding Source: Proposition 51 Bonds/2016-Nov.

Pursuant to the Board's action on March 11, 2009, this application has been approved and placed on the Unfunded List. This approval does not constitute a guarantee or commitment of future State funding.

The school district is responsible for ensuring the project is compliant with all Prevailing Wage Monitoring and/or Labor Compliance Program requirements at the time construction contracts were executed and/or construction commenced.

The District shall ensure that it is in compliance with all applicable laws, regulations and certifications it made on the program forms.

SCHOOL DISTRICT DATA

Application No: 57/62166-00-141 County: Fresno
 School District: Fresno Unified School Name: Sequoia Middle

PROJECT DATA

Type of Project:	Middle School	Application Filing Basis:	Site Specific
Pupils Assigned Under 50 Yrs:		Pupils Assigned Over 50 Yrs:	
K-6:		K-6:	
7-8:	144	7-8:	722
9-12:		9-12:	
Non-Severe:	6	Non-Severe:	31
Severe:		Severe:	
Financial Hardship Requested:	No	Recommended Acres:	14
Alternative Education School:	No	Existing Acres:	17.34

ADJUSTED GRANT DATA

Modernization Grant - Under 50 Yrs	\$ 613,116.00
Modernization Grant - Over 50 Yrs	4,279,984.00
Fire Detection Alarm	111,305.00
Prevailing Wage Monitoring	8,285.00
Site Development	372,000.00
Accessibility/Fire Code Req.	146,793.00
Total State Share (60%)	5,531,483.00
District Share (40%)	3,687,655.00
Total Project Cost	<u>\$ 9,219,138.00</u>

PROJECT FINANCING

<u>State Share</u>	
This Project	\$ 5,531,483.00
<u>District Share</u>	
Cash Contribution	3,687,655.00
Financial Hardship	
Total Project Cost	<u>\$ 9,219,138.00</u>

HISTORY OF PROJECT COST AND APPORTIONMENT

	Fund Code	Proposition	Previously Authorized	Authorized This Action	Unfunded Approval This Action
<u>State Share</u>					
Modernization/Additional Grant	112-012		\$ 5,531,483.00	\$ (5,531,483.00)	
Modernization/Additional Grant	951-570	51		5,531,483.00	\$ 5,531,483.00
<u>District Share</u>					
Cash Contribution			3,687,655.00		
Total			<u>\$ 9,219,138.00</u>	<u>\$ 0.00</u>	<u>\$ 5,531,483.00</u>

Funding Source: Proposition 51 Bonds/2016-Nov.

Pursuant to the Board's action on March 11, 2009, this application has been approved and placed on the Unfunded List. This approval does not constitute a guarantee or commitment of future State funding.

The school district is responsible for ensuring the project is compliant with all Prevailing Wage Monitoring and/or Labor Compliance Program requirements at the time construction contracts were executed and/or construction commenced.

The District shall ensure that it is in compliance with all applicable laws, regulations and certifications it made on the program forms.

SCHOOL DISTRICT DATA

Application No: 57/64733-00-597 County: Los Angeles
 School District: Los Angeles Unified School Name: Miller (Joaquin) High

PROJECT DATA

Type of Project:	High School	Application Filing Basis:	Site Specific
Pupils Assigned Under 50 Yrs:		Pupils Assigned Over 50 Yrs:	
K-6:		K-6:	
7-8:	1	7-8:	2
9-12:	1	9-12:	2
Non-Severe:		Non-Severe:	
Severe:	15	Severe:	28
Financial Hardship Requested:	No	Recommended Acres:	19.2
Alternative Education School:	No	Existing Acres:	3.6

ADJUSTED GRANT DATA

Modernization Grant - Under 50 Yrs	\$ 186,504.00
Modernization Grant - Over 50 Yrs	485,432.00
Fire Detection Alarm	14,990.00
Small Size Project	26,877.00
Urban/Security/Impacted Site	200,696.00
Accessibility/Fire Code Req.	117,772.00
Total State Share (60%)	1,032,271.00
District Share (40%)	688,180.00
Total Project Cost	<u>\$ 1,720,451.00</u>

PROJECT FINANCING

<u>State Share</u>	
This Project	\$ 1,032,271.00
<u>District Share</u>	
Cash Contribution	688,180.00
Financial Hardship	
Total Project Cost	<u>\$ 1,720,451.00</u>

HISTORY OF PROJECT COST AND APPORTIONMENT

	Fund Code	Proposition	Previously Authorized	Authorized This Action	Unfunded Approval This Action
<u>State Share</u>					
Modernization/Additional Grant	112-012		\$ 1,032,271.00	\$ (1,032,271.00)	
Modernization/Additional Grant	951-570	51		1,032,271.00	\$ 1,032,271.00
<u>District Share</u>					
Cash Contribution			688,180.00		
Total			<u>\$ 1,720,451.00</u>	<u>\$ 0.00</u>	<u>\$ 1,032,271.00</u>

Funding Source: Proposition 51 Bonds/2016-Nov.

Pursuant to the Board's action on March 11, 2009, this application has been approved and placed on the Unfunded List. This approval does not constitute a guarantee or commitment of future State funding.

The school district is responsible for ensuring the project is compliant with all Prevailing Wage Monitoring and/or Labor Compliance Program requirements at the time construction contracts were executed and/or construction commenced.

The District shall ensure that it is in compliance with all applicable laws, regulations and certifications it made on the program forms.

SCHOOL DISTRICT DATA

Application No: 57/64733-00-598 County: Los Angeles
 School District: Los Angeles Unified School Name: Lokrantz (Sven) Elementary

PROJECT DATA

Type of Project:	Elementary School	Application Filing Basis:	Site Specific
Pupils Assigned Under 50 Yrs:	K-6:	Pupils Assigned Over 50 Yrs:	K-6:
	7-8:		7-8:
	9-12:		9-12:
	Non-Severe:		Non-Severe:
	Severe: 16		Severe: 20
Financial Hardship Requested:	No	Recommended Acres:	4.3
Alternative Education School:	No	Existing Acres:	6.1

ADJUSTED GRANT DATA

Modernization Grant - Under 50 Yrs	\$ 189,264.00
Modernization Grant - Over 50 Yrs	328,740.00
Fire Detection Alarm	11,952.00
Small Size Project	<u>20,720.00</u>
Total State Share (60%)	550,676.00
District Share (40%)	<u>367,117.00</u>
Total Project Cost	\$ 917,793.00

PROJECT FINANCING

<u>State Share</u>	
This Project	\$ 550,676.00
<u>District Share</u>	
Cash Contribution	367,117.00
Financial Hardship	
Total Project Cost	\$ 917,793.00

HISTORY OF PROJECT COST AND APPORTIONMENT

	Fund Code	Proposition	Previously Authorized	Authorized This Action	Unfunded Approval This Action
<u>State Share</u>					
Modernization/Additional Grant	112-012		\$ 550,676.00	\$ (550,676.00)	
Modernization/Additional Grant	951-570	51		550,676.00	\$ 550,676.00
<u>District Share</u>					
Cash Contribution			<u>367,117.00</u>		
Total			\$ 917,793.00	\$ 0.00	\$ 550,676.00

Funding Source: Proposition 51 Bonds/2016-Nov.

Pursuant to the Board's action on March 11, 2009, this application has been approved and placed on the Unfunded List. This approval does not constitute a guarantee or commitment of future State funding.

The school district is responsible for ensuring the project is compliant with all Prevailing Wage Monitoring and/or Labor Compliance Program requirements at the time construction contracts were executed and/or construction commenced.

The District shall ensure that it is in compliance with all applicable laws, regulations and certifications it made on the program forms.

SCHOOL DISTRICT DATA

Application No: 57/64733-00-599 County: Los Angeles
 School District: Los Angeles Unified School Name: Lowman (Charles Leroy) Special Ed.

PROJECT DATA

Type of Project: Elementary School Application Filing Basis: Site Specific
 Pupils Assigned Under 50 Yrs: K-6:
 7-8:
 9-12:
 Non-Severe:
 Severe: 36
 Financial Hardship Requested: No Recommended Acres: 5.58
 Alternative Education School: No Existing Acres: 5.8

ADJUSTED GRANT DATA

Modernization Grant - Under 50 Yrs	\$ 425,844.00
Fire Detection Alarm	11,952.00
Total State Share (60%)	437,796.00
District Share (40%)	291,864.00
Total Project Cost	<u>\$ 729,660.00</u>

PROJECT FINANCING

<u>State Share</u>	
This Project	\$ 437,796.00
<u>District Share</u>	
Cash Contribution	291,864.00
Financial Hardship	
Total Project Cost	<u>\$ 729,660.00</u>

HISTORY OF PROJECT COST AND APPORTIONMENT

	Fund Code	Proposition	Previously Authorized	Authorized This Action	Unfunded Approval This Action
<u>State Share</u>					
Modernization/Additional Grant	112-012		\$ 437,796.00	\$ (437,796.00)	
Modernization/Additional Grant	951-570	51		437,796.00	\$ 437,796.00
<u>District Share</u>					
Cash Contribution			291,864.00		
Total			<u>\$ 729,660.00</u>	<u>\$ 0.00</u>	<u>\$ 437,796.00</u>

Funding Source: Proposition 51 Bonds/2016-Nov.

Pursuant to the Board's action on March 11, 2009, this application has been approved and placed on the Unfunded List. This approval does not constitute a guarantee or commitment of future State funding.

The school district is responsible for ensuring the project is compliant with all Prevailing Wage Monitoring and/or Labor Compliance Program requirements at the time construction contracts were executed and/or construction commenced.

The District shall ensure that it is in compliance with all applicable laws, regulations and certifications it made on the program forms.

SCHOOL DISTRICT DATA

Application No: 57/64733-38-022	County: Los Angeles
School District: Los Angeles Unified	School Name: Francis (John H.) Polytechnic
High School Attendance Area: Francis Poly	

PROJECT DATA

Type of Project: High School	Application Filing Basis: Site Specific
Pupils Assigned Under 50 Yrs:	Pupils Assigned Over 50 Yrs:
K-6:	K-6:
7-8:	7-8:
9-12: 54	9-12: 489
Non-Severe:	Non-Severe:
Severe:	Severe:
Financial Hardship Requested: No	Recommended Acres: 63.5
Alternative Education School: No	Existing Acres: 36.8

ADJUSTED GRANT DATA

Modernization Grant - Under 50 Yrs	\$ 277,614.00
Modernization Grant - Over 50 Yrs	3,492,438.00
Urban/Security/Impacted Site	590,616.00
Total State Share (60%)	4,360,668.00
District Share (40%)	2,907,112.00
Total Project Cost	\$ 7,267,780.00

PROJECT FINANCING

State Share	
This Project	\$ 4,360,668.00
District Share	
Cash Contribution	2,907,112.00
Financial Hardship	
Total Project Cost	\$ 7,267,780.00

HISTORY OF PROJECT COST AND APPORTIONMENT

	Fund Code	Proposition		Previously Authorized	Authorized This Action	Unfunded Approval This Action
State Share						
Modernization/Additional Grant	112-012		\$	4,360,668.00	\$ (4,360,668.00)	
Modernization/Additional Grant	951-570	51			4,360,668.00	\$ 4,360,668.00
District Share						
Cash Contribution				2,907,112.00		
Total			\$	7,267,780.00	\$ 0.00	\$ 4,360,668.00

Funding Source: Proposition 51 Bonds/2016-Nov.

Pursuant to the Board's action on March 11, 2009, this application has been approved and placed on the Unfunded List. This approval does not constitute a guarantee or commitment of future State funding.

The school district is responsible for ensuring the project is compliant with all Prevailing Wage Monitoring and/or Labor Compliance Program requirements at the time construction contracts were executed and/or construction commenced.

The District shall ensure that it is in compliance with all applicable laws, regulations and certifications it made on the program forms.

SCHOOL DISTRICT DATA

Application No: 57/64733-41-006	County: Los Angeles
School District: Los Angeles Unified	School Name: Cleveland (Grover) High
High School Attendance Area: Cleveland	

PROJECT DATA

Type of Project: High School	Application Filing Basis: Site Specific
Pupils Assigned Under 50 Yrs:	Pupils Assigned Over 50 Yrs:
K-6:	K-6:
7-8:	7-8:
9-12: 97	9-12: 4
Non-Severe:	Non-Severe:
Severe:	Severe:
Financial Hardship Requested: No	Recommended Acres: 75.1
Alternative Education School: No	Existing Acres: 33.6

ADJUSTED GRANT DATA

Modernization Grant - Under 50 Yrs	\$ 498,677.00
Modernization Grant - Over 50 Yrs	28,568.00
Small Size Project	21,090.00
Urban/Security/Impacted Site	110,187.00
Total State Share (60%)	658,522.00
District Share (40%)	439,015.00
Total Project Cost	\$ 1,097,537.00

PROJECT FINANCING

<u>State Share</u>	
This Project	\$ 658,522.00
<u>District Share</u>	
Cash Contribution	439,015.00
Financial Hardship	
Total Project Cost	\$ 1,097,537.00

HISTORY OF PROJECT COST AND APPORTIONMENT

	Fund Code	Proposition	Previously Authorized	Authorized This Action	Unfunded Approval This Action
<u>State Share</u>					
Modernization/Additional Grant	112-012		\$ 658,522.00	\$ (658,522.00)	
Modernization/Additional Grant	951-570	51		658,522.00	\$ 658,522.00
<u>District Share</u>					
Cash Contribution			439,015.00		
Total			\$ 1,097,537.00	\$ 0.00	\$ 658,522.00

Funding Source: Proposition 51 Bonds/2016-Nov.

Pursuant to the Board's action on March 11, 2009, this application has been approved and placed on the Unfunded List. This approval does not constitute a guarantee or commitment of future State funding.

The school district is responsible for ensuring the project is compliant with all Prevailing Wage Monitoring and/or Labor Compliance Program requirements at the time construction contracts were executed and/or construction commenced.

The District shall ensure that it is in compliance with all applicable laws, regulations and certifications it made on the program forms.

SCHOOL DISTRICT DATA

Application No: 57/66597-00-031 County: Orange
 School District: Newport-Mesa Unified School Name: Estancia High

PROJECT DATA

Type of Project: High School Application Filing Basis: Site Specific
 Pupils Assigned Under 50 Yrs: K-6:
 7-8:
 9-12:
 Non-Severe: 83
 Severe:
 Financial Hardship Requested: No Recommended Acres: 36.4
 Alternative Education School: No Existing Acres: 42.19

ADJUSTED GRANT DATA

Modernization Grant - Under 50 Yrs	\$ 656,862.00
Fire Detection Alarm	18,509.00
Labor Compliance	12,382.00
Small Size Project	78,823.00
Accessibility/Fire Code Req.	19,706.00
Total State Share (60%)	786,282.00
District Share (40%)	524,188.00
Total Project Cost	\$ 1,310,470.00

PROJECT FINANCING

<u>State Share</u>	
This Project	\$ 786,282.00
<u>District Share</u>	
Cash Contribution	524,188.00
Financial Hardship	
Total Project Cost	\$ 1,310,470.00

HISTORY OF PROJECT COST AND APPORTIONMENT

	Fund Code	Proposition	Previously Authorized	Authorized This Action	Unfunded Approval This Action
<u>State Share</u>					
Modernization/Additional Grant	112-012		\$ 786,282.00	\$ (786,282.00)	
Modernization/Additional Grant	951-570	51		773,900.00	\$ 773,900.00
Modernization/Additional Grant	947-570	47		12,382.00	12,382.00
<u>District Share</u>					
Cash Contribution			524,188.00		
Total			\$ 1,310,470.00	\$ 0.00	\$ 786,282.00

Funding Source: Proposition 51 Bonds/2016-Nov.; Proposition 47 Bonds/2002-Nov.

Pursuant to the Board's action on March 11, 2009, this application has been approved and placed on the Unfunded List. This approval does not constitute a guarantee or commitment of future State funding.

The school district is responsible for ensuring the project is compliant with all Prevailing Wage Monitoring and/or Labor Compliance Program requirements at the time construction contracts were executed and/or construction commenced.

The District shall ensure that it is in compliance with all applicable laws, regulations and certifications it made on the program forms.

SCHOOL DISTRICT DATA

Application No: 57/66449-00-012 County: Orange
 School District: Brea-Olinda Unified School Name: Olinda Elementary

PROJECT DATA

Type of Project: Elementary School Application Filing Basis: Site Specific
 Pupils Assigned Under 50 Yrs: K-6: 353
 7-8:
 9-12:
 Non-Severe:
 Severe:
 Financial Hardship Requested: No Recommended Acres: 9.2
 Alternative Education School: No Existing Acres: 12.9

ADJUSTED GRANT DATA

Modernization Grant - Under 50 Yrs	\$ 1,310,689.00
Fire Detection Alarm	42,007.00
Labor Compliance	19,680.00
Accessibility/Fire Code Req.	39,321.00
Total State Share (60%)	1,411,697.00
District Share (40%)	941,131.00
Total Project Cost	<u>\$ 2,352,828.00</u>

PROJECT FINANCING

<u>State Share</u>	
This Project	\$ 1,411,697.00
<u>District Share</u>	
Cash Contribution	941,131.00
Financial Hardship	
Total Project Cost	<u>\$ 2,352,828.00</u>

HISTORY OF PROJECT COST AND APPORTIONMENT

	Fund Code	Proposition	Previously Authorized	Authorized This Action	Unfunded Approval This Action
<u>State Share</u>					
Modernization/Additional Grant	112-012		\$ 1,411,697.00	\$ (1,411,697.00)	
Modernization/Additional Grant	951-570	51		1,392,017.00	\$ 1,392,017.00
Modernization/Additional Grant	947-570	47		19,680.00	19,680.00
<u>District Share</u>					
Cash Contribution			941,131.00		
Total			<u>\$ 2,352,828.00</u>	<u>\$ 0.00</u>	<u>\$ 1,411,697.00</u>

Funding Source: Proposition 51 Bonds/2016-Nov.; Proposition 47 Bonds/2002-Nov.

Pursuant to the Board's action on March 11, 2009, this application has been approved and placed on the Unfunded List. This approval does not constitute a guarantee or commitment of future State funding.

The school district is responsible for ensuring the project is compliant with all Prevailing Wage Monitoring and/or Labor Compliance Program requirements at the time construction contracts were executed and/or construction commenced.

The District shall ensure that it is in compliance with all applicable laws, regulations and certifications it made on the program forms.

SCHOOL DISTRICT DATA

Application No: 5771415-00-001 County: Sutter
 School District: Meridian Elementary School Name: Meridian Elementary

PROJECT DATA

Type of Project: Elementary School Application Filing Basis: Site Specific
 Pupils Assigned Under 50 Yrs: K-6: 60
 7-8: 18
 9-12:
 Non-Severe:
 Severe:
 Financial Hardship Requested: Yes

GRANT DATA

Estimated Total Grant

Separate Design Grant

Modernization Grant	\$ 293,484.00	Total Design (25% of Grant) \$	73,371.00
Total State Share (60%)	293,484.00	Design State Share (60%)	44,023.00
Total District Share (40%)	195,656.00	Design District Share (40%)	29,348.00
Total Estimated Grant	\$ <u>489,140.00</u>	District Cash Contribution	21,448.00
		Financial Hardship \$	7,900.00

DESIGN PROJECT FINANCING

State Share

Modernization Design \$ 44,023.00

District Share

Cash Contribution 21,448.00
 Financial Hardship 7,900.00
 Total Design Cost \$ 73,371.00

HISTORY OF PROJECT COST AND APPORTIONMENT

	Fund Code	Proposition	Previously Authorized	Authorized This Action	Unfunded Approval This Action
<u>State Share</u>					
Modernization Design Grant	112-012		\$ 44,023.00	\$ (44,023.00)	
Modernization Design Grant	951-570	51		44,023.00	\$ 44,023.00
<u>District Share</u>					
Financial Hardship	112-012		7,900.00	(7,900.00)	
Financial Hardship	951-570	51		7,900.00	7,900.00
Cash Contribution			21,448.00		
Total			\$ <u>73,371.00</u>	\$ <u>0.00</u>	\$ <u>51,923.00</u>

Funding Source: Proposition 51 Bonds/2016-Nov.

Pursuant to the Board's action on March 11, 2009, this application has been approved and placed on the Unfunded List. This approval does not constitute a guarantee or commitment of future State funding.

Amounts shown for financial hardship assistance are subject to adjustment as a result of a review of the District's financial records pursuant to Regulation Section 1859.81(a) at the time of apportionment.

The school district is responsible for ensuring the project is compliant with all Prevailing Wage Monitoring and/or Labor Compliance Program requirements at the time construction contracts were executed and/or construction commenced.

The District shall ensure that it is in compliance with all applicable laws, regulations and certifications it made on the program forms.

The District qualifies for financial hardship pursuant to SFP Regulation Section 1859.81(c)(4). The District has demonstrated it is financially unable to provide all or a part of the matching funds and is levying the developer fees or equal alternative revenue source justified by law. The District's total bonding capacity (at the date of request) is \$5 million or less.

SCHOOL DISTRICT DATA

Application No: 57/75341-00-019 County: Los Angeles
 School District: Redondo Beach Unified School Name: Jefferson Elementary

PROJECT DATA

Type of Project: Elementary School Application Filing Basis: Site Specific
 Pupils Assigned Over 50 Years: K-6: 97
 7-8:
 9-12:
 Non-Severe:
 Severe:
 Financial Hardship Requested: No Recommended Acres: 10.2
 Alternative Education School: No Existing Acres: 7.8

ADJUSTED GRANT DATA

Modernization Grant - Over 50 Yrs	\$ 500,229.00
Fire Detection Alarm	11,543.00
Small Size Project	60,027.00
Accessibility/Fire Code Req.	15,007.00
Total State Share (60%)	586,806.00
District Share (40%)	391,204.00
Total Project Cost	<u>\$ 978,010.00</u>

PROJECT FINANCING

<u>State Share</u>	
This Project	\$ 586,806.00
<u>District Share</u>	
Cash Contribution	391,204.00
Financial Hardship	
Total Project Cost	<u>\$ 978,010.00</u>

HISTORY OF PROJECT COST AND APPORTIONMENT

	Fund Code	Proposition	Previously Authorized	Authorized This Action	Unfunded Approval This Action
<u>State Share</u>					
Modernization/Additional Grant	112-012		\$ 586,806.00	\$ (586,806.00)	
Modernization/Additional Grant	951-570	51		586,806.00	\$ 586,806.00
<u>District Share</u>					
Cash Contribution			391,204.00		
Total			<u>\$ 978,010.00</u>	<u>\$ 0.00</u>	<u>\$ 586,806.00</u>

Funding Source: Proposition 51 Bonds/2016-Nov.

Pursuant to the Board's action on March 11, 2009, this application has been approved and placed on the Unfunded List. This approval does not constitute a guarantee or commitment of future State funding.

The school district is responsible for ensuring the project is compliant with all Prevailing Wage Monitoring and/or Labor Compliance Program requirements at the time construction contracts were executed and/or construction commenced.

The District shall ensure that it is in compliance with all applicable laws, regulations and certifications it made on the program forms.

SCHOOL DISTRICT DATA

Application No: 57/75341-00-020 County: Los Angeles
 School District: Redondo Beach Unified School Name: Alta Vista Elementary

PROJECT DATA

Type of Project: Elementary School Application Filing Basis: Site Specific
 Pupils Assigned Under 50 Yrs: K-6: 153
 7-8:
 9-12:
 Non-Severe:
 Severe: 22
 Financial Hardship Requested: No Recommended Acres: 10.1
 Alternative Education School: No Existing Acres: 14

ADJUSTED GRANT DATA

Modernization Grant - Under 50 Yrs	\$ 828,327.00
Fire Detection Alarm	25,511.00
Small Size Project	33,133.00
Accessibility/Fire Code Req.	24,850.00
Total State Share (60%)	911,821.00
District Share (40%)	607,881.00
Total Project Cost	<u>\$ 1,519,702.00</u>

PROJECT FINANCING

<u>State Share</u>	
This Project	\$ 911,821.00
<u>District Share</u>	
Cash Contribution	607,881.00
Financial Hardship	
Total Project Cost	<u>\$ 1,519,702.00</u>

HISTORY OF PROJECT COST AND APPORTIONMENT

	Fund Code	Proposition	Previously Authorized	Authorized This Action	Unfunded Approval This Action
<u>State Share</u>					
Modernization/Additional Grant	112-012		\$ 911,821.00	\$ (911,821.00)	
Modernization/Additional Grant	951-570	51		911,821.00	\$ 911,821.00
<u>District Share</u>					
Cash Contribution			607,881.00		
Total			<u>\$ 1,519,702.00</u>	<u>\$ 0.00</u>	<u>\$ 911,821.00</u>

Funding Source: Proposition 51 Bonds/2016-Nov.

Pursuant to the Board's action on March 11, 2009, this application has been approved and placed on the Unfunded List. This approval does not constitute a guarantee or commitment of future State funding.

The school district is responsible for ensuring the project is compliant with all Prevailing Wage Monitoring and/or Labor Compliance Program requirements at the time construction contracts were executed and/or construction commenced.

The District shall ensure that it is in compliance with all applicable laws, regulations and certifications it made on the program forms.

SCHOOL DISTRICT DATA

Application No: 57/72157-00-003 School District: Strathmore Union Elementary	County: Tulare School Name: Strathmore Elementary
---	--

PROJECT DATA

Type of Project: Elementary School Pupils Assigned Under 50 Yrs: K-6: 475 7-8: 9-12: Non-Severe: Severe:	Application Filing Basis: Site Specific Financial Hardship Requested: Yes Alternative Education School: No Recommended Acres: 17.8 Existing Acres: 8.8
---	---

ADJUSTED GRANT DATA

Modernization Grant - Under 50 Yrs	\$ 1,763,675.00
Project Assistance	3,135.00
Fire Detection Alarm	56,525.00
Prevailing Wage Monitoring	5,508.00
Urban/Security/Impacted Site	326,805.00
Accessibility/Fire Code Req.	52,910.00
Total State Share (60%)	2,208,558.00
District Share (40%)	1,472,372.00
Total Project Cost	\$ 3,680,930.00

PROJECT FINANCING

State Share	
This Project	\$ 2,208,558.00
District Share	
Cash Contribution	35,446.00
Financial Hardship	1,436,926.00
Total Project Cost	\$ 3,680,930.00

HISTORY OF PROJECT COST AND APPORTIONMENT

	Fund Code	Proposition	Previously Authorized	Authorized This Action	Unfunded Approval This Action
State Share					
Modernization/Additional Grant	112-012		\$ 2,473,109.00	\$ (2,473,109.00)	
Modernization/Additional Grant	951-570	51		2,208,558.00	\$ 2,208,558.00
District Share					
Financial Hardship	112-012		1,613,294.00	(1,613,294.00)	
Financial Hardship	951-570	51		1,436,926.00	1,436,926.00
Cash Contribution				35,446.00	
Total			\$ 4,086,403.00	\$ (405,473.00)	\$ 3,645,484.00

Funding Source: Proposition 51 Bonds/2016-Nov.

Pursuant to the Board's action on March 11, 2009, this application has been approved and placed on the Unfunded List. This approval does not constitute a guarantee or commitment of future State funding.

Staff is reducing the State Share and Financial Hardship amount by a total of \$405,473, which was inadvertently approved at the March 2013 SAB meeting.

The school district is responsible for ensuring the project is compliant with all Prevailing Wage Monitoring and/or Labor Compliance Program requirements at the time construction contracts were executed and/or construction commenced.

The District shall ensure that it is in compliance with all applicable laws, regulations and certifications it made on the program forms.

The District qualifies for financial hardship pursuant to SFP Regulation Section 1859.81(c)(1). The District has demonstrated it is financially unable to provide all or a part of the matching funds and is levying the developer fees or equal alternative revenue source justified by law. The District's outstanding bonded indebtedness (at the date of request) is at least 60 percent of its total bonding capacity.

SCHOOL DISTRICT DATA

Application No: 57/70672-00-001 County: Sonoma
 School District: Dunham Elementary School Name: Dunham Elementary

PROJECT DATA

Type of Project: Elementary School Application Filing Basis: Site Specific
 Pupils Assigned Under 50 Yrs: K-6: 175
 7-8:
 9-12:
 Non-Severe:
 Severe:
 Financial Hardship Requested: Yes Recommended Acres: 3.2
 Alternative Education School: No Existing Acres: 7

ADJUSTED GRANT DATA

Modernization Grant - Under 50 Yrs	\$ 649,775.00
Project Assistance	3,135.00
Fire Detection Alarm	20,825.00
Prevailing Wage Monitoring	1,798.00
Small Size Project	25,991.00
Accessibility/Fire Code Req.	19,493.00
Total State Share (60%)	721,017.00
District Share (40%)	480,678.00
Total Project Cost	<u>\$ 1,201,695.00</u>

PROJECT FINANCING

<u>State Share</u>	
This Project	\$ 721,017.00
<u>District Share</u>	
Cash Contribution	51,475.00
Financial Hardship	429,203.00
Total Project Cost	<u>\$ 1,201,695.00</u>

HISTORY OF PROJECT COST AND APPORTIONMENT

	Fund Code	Proposition	Previously Authorized	Authorized This Action	Unfunded Approval This Action
<u>State Share</u>					
Modernization/Additional Grant	057-570	1D	\$ 65,063.00		
Modernization/Additional Grant	112-012		655,954.00	\$ (655,954.00)	
Modernization/Additional Grant	951-570	51		655,954.00	\$ 655,954.00
<u>District Share</u>					
Financial Hardship	112-012		429,203.00	(429,203.00)	
Financial Hardship	951-570	51		429,203.00	429,203.00
Cash Contribution			51,475.00		
Total			<u>\$ 1,201,695.00</u>	<u>\$ 0.00</u>	<u>\$ 1,085,157.00</u>

Funding Sources: Proposition 1D Bonds/2006-Nov.; Proposition 51 Bonds/2016-Nov.

Pursuant to the Board's action on March 11, 2009, this application has been approved and placed on the Unfunded List. This approval does not constitute a guarantee or commitment of future State funding.

The school district is responsible for ensuring the project is compliant with all Prevailing Wage Monitoring and/or Labor Compliance Program requirements at the time construction contracts were executed and/or construction commenced.

The District shall ensure that it is in compliance with all applicable laws, regulations and certifications it made on the program forms.

The District qualifies for financial hardship pursuant to SFP Regulation Section 1859.81(c)(4). The District has demonstrated it is financially unable to provide all or a part of the matching funds and is levying the developer fees or equal alternative revenue source justified by law. The District's total bonding capacity (at the date of request) is \$5 million or less.

SCHOOL DISTRICT DATA

Application No: 50/62166-00-024
 School District: Fresno Unified

County: Fresno
 School Name: Rutherford B. Gaston Sr. Middle

PROJECT DATA

Type of Project: Middle School
 K-6: 918
 7-8:
 9-12:
 Non-Severe:
 Severe: 9
 Application Filing Basis: District Wide
 Number of Classrooms: 36
 Master Acres: 23.1
 Existing Acres: 8.45
 Proposed Acres: 13.73
 Recommended Acres: 21.9
 Facility Hardship (a): No
 Financial Hardship Requested: No
 Alternative Education School: No
 Addition to Existing Site: Yes

ADJUSTED GRANT DATA

New Construction Grant	\$	9,197,982.00
Fire Detection Alarm		10,557.00
Sprinkler System		155,214.00
Prevailing Wage Monitoring		19,583.00
Site Acquisition		2,864,408.00
Service Site		2,123,967.00
Off-Site		498,272.00
Utilities		36,369.00
General Site		779,391.00
Total State Share (50%)		15,685,743.00
District Share (50%)		15,685,743.00
Total Project Cost	\$	31,371,486.00

PROJECT FINANCING

State Share
 This Project \$ 15,685,743.00
District Share
 Cash Contribution 15,685,743.00
 Financial Hardship
 Total Project Cost \$ 31,371,486.00

HISTORY OF PROJECT COST AND APPORTIONMENT

	Fund Code	Proposition	Previously Authorized	Authorized This Action	Unfunded Approval This Action
<u>State Share</u>					
New Construction/Add. Grant	112-012		\$ 15,685,743.00	\$ (15,685,743.00)	
New Construction/Add. Grant	951-500	51		15,685,743.00	\$ 15,685,743.00
<u>District Share</u>					
Cash Contribution			15,685,743.00		
Total			\$ 31,371,486.00	\$ 0.00	\$ 15,685,743.00

Funding Source: Proposition 51 Bonds/2016-Nov.

Pursuant to the Board's action on March 11, 2009, this application has been approved and placed on the Unfunded List. This approval does not constitute a guarantee or commitment of future State funding.

The school district is responsible for ensuring the project is compliant with all Prevailing Wage Monitoring and/or Labor Compliance Program requirements at the time construction contracts were executed and/or construction commenced.

The District shall ensure that it is in compliance with all applicable laws, regulations and certifications it made on the program forms.

SCHOOL DISTRICT DATA

Application No: 57/61796-00-047 School District: West Contra Costa Unified	County: Contra Costa School Name: Coronado Elementary
---	--

PROJECT DATA

Type of Project: Elementary School Pupils Assigned Under 50 Yrs: K-6: 7-8: 9-12: Non-Severe: Severe: Financial Hardship Requested: No Alternative Education School: No	Application Filing Basis: Site Specific Pupils Assigned Over 50 Yrs: K-6: 123 7-8: 9-12: Non-Severe: Severe: Recommended Acres: 9.9 Existing Acres: 3.5
---	--

ADJUSTED GRANT DATA

Modernization Grant - Over 50 Yrs	634,311.00
Fire Detection Alarm	14,637.00
Prevailing Wage Monitoring	1,418.00
Small Size Project	25,372.00
Urban/Security/Impacted Site	152,992.00
Accessibility/Fire Code Req.	19,029.00
Two Stop Elevators	99,172.00
Total State Share (60%)	<u>946,931.00</u>
District Share (40%)	<u>631,287.00</u>
Total Project Cost	<u>\$ 1,578,218.00</u>

PROJECT FINANCING

<u>State Share</u>	
This Project	\$ 946,931.00
<u>District Share</u>	
Cash Contribution	631,287.00
Financial Hardship	
Total Project Cost	<u>\$ 1,578,218.00</u>

HISTORY OF PROJECT COST AND APPORTIONMENT

	Fund Code	Proposition	Previously Authorized	Authorized This Action	Unfunded Approval This Action
<u>State Share</u>					
Modernization/Additional Grant	112-012		\$ 946,931.00	\$ (946,931.00)	
Modernization/Additional Grant	951-570	51		946,931.00	\$ 946,931.00
<u>District Share</u>					
Cash Contribution			631,287.00		
Total			<u>\$ 1,578,218.00</u>	<u>\$ 0.00</u>	<u>\$ 946,931.00</u>

Funding Source: Proposition 51 Bonds/2016-Nov.

Pursuant to the Board's action on March 11, 2009, this application has been approved and placed on the Unfunded List. This approval does not constitute a guarantee or commitment of future State funding.

The school district is responsible for ensuring the project is compliant with all Prevailing Wage Monitoring and/or Labor Compliance Program requirements at the time construction contracts were executed and/or construction commenced.

The District shall ensure that it is in compliance with all applicable laws, regulations and certifications it made on the program forms.

SCHOOL DISTRICT DATA

Application No: 57/10561-00-004 School District: Ventura County Office Of Education	County: Ventura School Name: Phoenix Airport
--	---

PROJECT DATA

Type of Project: Elementary School Pupils Assigned Under 50 Yrs: <table border="0" style="margin-left: 20px;"> <tr><td>K-6:</td><td></td></tr> <tr><td>7-8:</td><td></td></tr> <tr><td>9-12:</td><td></td></tr> <tr><td>Non-Severe:</td><td></td></tr> <tr><td>Severe:</td><td>54</td></tr> </table>	K-6:		7-8:		9-12:		Non-Severe:		Severe:	54	Application Filing Basis: Site Specific Recommended Acres: 1.5 Existing Acres: 1.51
K-6:											
7-8:											
9-12:											
Non-Severe:											
Severe:	54										
Financial Hardship Requested: Yes Alternative Education School: No											

ADJUSTED GRANT DATA

Modernization Grant - Under 50 Yrs	\$ 638,766.00
Fire Detection Alarm	17,928.00
Prevailing Wage Monitoring	1,864.00
Small Size Project	76,652.00
Accessibility/Fire Code Req.	12,113.00
Total State Share (60%)	747,323.00
District Share (40%)	498,215.00
Total Project Cost	\$ 1,245,538.00

PROJECT FINANCING

State Share	
This Project	\$ 747,323.00
District Share	
Cash Contribution	498,215.00
Financial Hardship	498,215.00
Total Project Cost	\$ 1,245,538.00

HISTORY OF PROJECT COST AND APPORTIONMENT

	Fund Code	Proposition	Previously Authorized	Authorized This Action	Unfunded Approval This Action
State Share					
Modernization/Additional Grant	057-570	1D	\$ 92,065.00		
Modernization/Additional Grant	112-012		655,258.00	\$ (655,258.00)	
Modernization/Additional Grant	951-570	51		655,258.00	\$ 655,258.00
District Share					
Financial Hardship	057-570	1D	61,376.00		
Financial Hardship	112-012		436,839.00	(436,839.00)	
Financial Hardship	951-570	51		436,839.00	436,839.00
Cash Contribution					
Total			\$ 1,245,538.00	\$ 0.00	\$ 1,092,097.00

Funding Sources: Proposition 1D Bonds/2006-Nov.; Proposition 51 Bonds/2016-Nov.

Pursuant to the Board's action on March 11, 2009, this application has been approved and placed on the Unfunded List. This approval does not constitute a guarantee or commitment of future State funding.

The school district is responsible for ensuring the project is compliant with all Prevailing Wage Monitoring and/or Labor Compliance Program requirements at the time construction contracts were executed and/or construction commenced.

The District shall ensure that it is in compliance with all applicable laws, regulations and certifications it made on the program forms.

The District qualifies for financial hardship pursuant to SFP Regulation Section 1859.81(c)(4). The District has demonstrated it is financially unable to provide all or a part of the matching funds and is levying the developer fees or equal alternative revenue source justified by law. The District's total bonding capacity (at the date of request) is \$5 million or less.

SCHOOL DISTRICT DATA

Application No: 57/66480-00-004 County: Orange
 School District: Cypress Elementary School Name: Luther (Steve) Elementary

PROJECT DATA

Type of Project: Elementary School Application Filing Basis: Site Specific
 Pupils Assigned Under 50 Yrs: K-6: 474
 7-8:
 9-12:
 Non-Severe: 10
 Severe:
 Financial Hardship Requested: No Recommended Acres:
 Alternative Education School: No Existing Acres: 9.96

ADJUSTED GRANT DATA

Modernization Grant - Under 50 Yrs	\$ 1,839,102.00
Fire Detection Alarm	58,636.00
Prevailing Wage Monitoring	2,929.00
Accessibility/Fire Code Req.	55,173.00
Total State Share (60%)	1,955,840.00
District Share (40%)	1,303,893.00
Total Project Cost	<u>\$ 3,259,733.00</u>

PROJECT FINANCING

<u>State Share</u>	
This Project	\$ 1,955,840.00
<u>District Share</u>	
Cash Contribution	1,303,893.00
Financial Hardship	
Total Project Cost	<u>\$ 3,259,733.00</u>

HISTORY OF PROJECT COST AND APPORTIONMENT

	Fund Code	Proposition	Previously Authorized	Authorized This Action	Unfunded Approval This Action
<u>State Share</u>					
Modernization/Additional Grant	112-012		\$ 1,955,840.00	\$ (1,955,840.00)	
Modernization/Additional Grant	951-570	51		1,955,840.00	\$ 1,955,840.00
<u>District Share</u>					
Cash Contribution			1,303,893.00		
Total			<u>\$ 3,259,733.00</u>	<u>\$ 0.00</u>	<u>\$ 1,955,840.00</u>

Funding Source: Proposition 51 Bonds/2016-Nov.

Pursuant to the Board's action on March 11, 2009, this application has been approved and placed on the Unfunded List. This approval does not constitute a guarantee or commitment of future State funding.

The school district is responsible for ensuring the project is compliant with all Prevailing Wage Monitoring and/or Labor Compliance Program requirements at the time construction contracts were executed and/or construction commenced.

The District shall ensure that it is in compliance with all applicable laws, regulations and certifications it made on the program forms.

SCHOOL DISTRICT DATA

Application No: 50/73791-00-013
 School District: San Marcos Unified

County: San Diego
 School Name: San Elijo Elementary

PROJECT DATA

Type of Project: Elementary School
 K-6: 148
 7-8:
 9-12:
 Non-Severe: 52
 Severe:
 Application Filing Basis: District Wide
 Number of Classrooms: 14
 Master Acres: 19
 Existing Acres: 9.8
 Proposed Acres:
 Recommended Acres: 19
 Facility Hardship (a): No
 Financial Hardship Requested: No
 Alternative Education School: No
 Addition to Existing Site: Yes

ADJUSTED GRANT DATA

New Construction Grant	\$	2,395,840.00
Fire Detection Alarm		3,396.00
Prevailing Wage Monitoring		4,316.00
Multi-Level Constr.	14Crs.	287,501.00
Service Site		109,427.00
Utilities		62,600.00
Urban/Security/Impacted Site		594,034.00
Total State Share (50%)		3,457,114.00
District Share (50%)		3,457,114.00
Total Project Cost	\$	6,914,228.00

PROJECT FINANCING

State Share
 This Project \$ 3,457,114.00
District Share
 Cash Contribution 3,457,114.00
 Financial Hardship
 Total Project Cost \$ 6,914,228.00

HISTORY OF PROJECT COST AND APPORTIONMENT

	Fund Code	Proposition	Previously Authorized	Authorized This Action	Unfunded Approval This Action
<u>State Share</u>					
New Construction/Add. Grant	112-012		\$ 3,457,114.00	\$ (3,457,114.00)	
New Construction/Add. Grant	951-500	51		3,457,114.00	\$ 3,457,114.00
<u>District Share</u>					
Cash Contribution			3,457,114.00		
Total			\$ 6,914,228.00	\$ 0.00	\$ 3,457,114.00

Funding Source: Proposition 51 Bonds/2016-Nov.

Pursuant to the Board's action on March 11, 2009, this application has been approved and placed on the Unfunded List. This approval does not constitute a guarantee or commitment of future State funding.

The school district is responsible for ensuring the project is compliant with all Prevailing Wage Monitoring and/or Labor Compliance Program requirements at the time construction contracts were executed and/or construction commenced.

The District shall ensure that it is in compliance with all applicable laws, regulations and certifications it made on the program forms.

SCHOOL DISTRICT DATA

Application No: 57/69336-00-002	County: Santa Barbara	
School District: Solvang Elementary	School Name: Solvang Elementary	

PROJECT DATA

Type of Project:	Elementary School	Application Filing Basis:	Site Specific
Pupils Assigned Over 50 Years:			
	K-6: 503		
	7-8: 141		
	9-12:		
	Non-Severe:		
	Severe:		
Financial Hardship Requested:	No	Recommended Acres:	14.5
Alternative Education School:	No	Existing Acres:	12.53

ADJUSTED GRANT DATA

Modernization Grant - Over 50 Yrs	\$ 3,363,267.00
Project Assistance	3,135.00
Fire Detection Alarm	76,636.00
Prevailing Wage Monitoring	5,316.00
Accessibility/Fire Code Req.	100,898.00
Total State Share (60%)	3,549,252.00
District Share (40%)	2,366,168.00
Total Project Cost	\$ 5,915,420.00

PROJECT FINANCING

<u>State Share</u>	
This Project	\$ 3,549,252.00
<u>District Share</u>	
Cash Contribution	2,366,168.00
Financial Hardship	
Total Project Cost	\$ 5,915,420.00

HISTORY OF PROJECT COST AND APPORTIONMENT

	Fund Code	Proposition	Previously Authorized	Authorized This Action	Unfunded Approval This Action
<u>State Share</u>					
Modernization/Additional Grant	112-012		\$ 3,549,252.00	\$ (3,549,252.00)	
Modernization/Additional Grant	951-570	51		3,549,252.00	\$ 3,549,252.00
<u>District Share</u>					
Cash Contribution			2,366,168.00		
Total			\$ 5,915,420.00	\$ 0.00	\$ 3,549,252.00

Funding Source: Proposition 51 Bonds/2016-Nov.

Pursuant to the Board's action on March 11, 2009, this application has been approved and placed on the Unfunded List. This approval does not constitute a guarantee or commitment of future State funding.

The school district is responsible for ensuring the project is compliant with all Prevailing Wage Monitoring and/or Labor Compliance Program requirements at the time construction contracts were executed and/or construction commenced.

The District shall ensure that it is in compliance with all applicable laws, regulations and certifications it made on the program forms.

SCHOOL DISTRICT DATA

Application No: 50/66597-00-015
 School District: Newport-Mesa Unified

County: Orange
 School Name: Costa Mesa High

PROJECT DATA

Type of Project: High School
 K-6:
 7-8:
 9-12: 243
 Non-Severe: 26
 Severe:
 Application Filing Basis: District Wide
 Number of Classrooms: 10
 Master Acres: 56.2
 Existing Acres: 49.45
 Proposed Acres:
 Recommended Acres: 50
 Facility Hardship (a): No
 Financial Hardship Requested: No
 Alternative Education School: No
 Addition to Existing Site: Yes

ADJUSTED GRANT DATA

New Construction Grant	\$	3,664,263.00
Fire Detection Alarm		7,202.00
Prevailing Wage Monitoring		8,375.00
Service Site		2,585,452.00
Off-Site		89,974.00
Utilities		353,392.00
Total State Share (50%)		6,708,658.00
District Share (50%)		6,708,658.00
Total Project Cost	\$	13,417,316.00

PROJECT FINANCING

State Share
 This Project **\$** 6,708,658.00
District Share
 Cash Contribution 6,708,658.00
 Financial Hardship
 Total Project Cost **\$** 13,417,316.00

HISTORY OF PROJECT COST AND APPORTIONMENT

	Fund Code	Proposition	Previously Authorized	Authorized This Action	Unfunded Approval This Action
<u>State Share</u>					
New Construction/Add. Grant	112-012		\$ 6,708,658.00	\$ (6,708,658.00)	
New Construction/Add. Grant	951-500	51		6,708,658.00	\$ 6,708,658.00
<u>District Share</u>					
Cash Contribution			6,708,658.00		
Total			\$ 13,417,316.00	\$ 0.00	\$ 6,708,658.00

Funding Source: Proposition 51 Bonds/2016-Nov.

Pursuant to the Board's action on March 11, 2009, this application has been approved and placed on the Unfunded List. This approval does not constitute a guarantee or commitment of future State funding.

The school district is responsible for ensuring the project is compliant with all Prevailing Wage Monitoring and/or Labor Compliance Program requirements at the time construction contracts were executed and/or construction commenced.

The District shall ensure that it is in compliance with all applicable laws, regulations and certifications it made on the program forms.

SCHOOL DISTRICT DATA

Application No: 57/66597-00-032 County: Orange
 School District: Newport-Mesa Unified School Name: Costa Mesa High

PROJECT DATA

Type of Project: High School Application Filing Basis: Site Specific
 Pupils Assigned Over 50 Years: K-6:
 7-8:
 9-12:
 Non-Severe:
 Severe: 24
 Financial Hardship Requested: No Recommended Acres: 47.9
 Alternative Education School: No Existing Acres: 49.45

ADJUSTED GRANT DATA

Modernization Grant - Over 50 Yrs	394,488.00
Fire Detection Alarm	7,968.00
Prevailing Wage Monitoring	960.00
Small Size Project	47,339.00
Site Development	78,898.00
Accessibility/Fire Code Req.	11,835.00
Two Stop Elevators	99,172.00
Total State Share (60%)	640,660.00
District Share (40%)	427,107.00
Total Project Cost	\$ 1,067,767.00

PROJECT FINANCING

<u>State Share</u>	
This Project	\$ 640,660.00
<u>District Share</u>	
Cash Contribution	427,107.00
Financial Hardship	
Total Project Cost	\$ 1,067,767.00

HISTORY OF PROJECT COST AND APPORTIONMENT

	Fund Code	Proposition	Previously Authorized	Authorized This Action	Unfunded Approval This Action
<u>State Share</u>					
Modernization/Additional Grant	112-012		\$ 640,660.00	\$ (640,660.00)	
Modernization/Additional Grant	951-570	51		640,660.00	\$ 640,660.00
<u>District Share</u>					
Cash Contribution			427,107.00		
Total			\$ 1,067,767.00	\$ 0.00	\$ 640,660.00

Funding Source: Proposition 51 Bonds/2016-Nov.

Pursuant to the Board's action on March 11, 2009, this application has been approved and placed on the Unfunded List. This approval does not constitute a guarantee or commitment of future State funding.

The school district is responsible for ensuring the project is compliant with all Prevailing Wage Monitoring and/or Labor Compliance Program requirements at the time construction contracts were executed and/or construction commenced.

The District shall ensure that it is in compliance with all applicable laws, regulations and certifications it made on the program forms.

SCHOOL DISTRICT DATA

Application No: 50/66597-00-016
 School District: Newport-Mesa Unified

County: Orange
 School Name: Costa Mesa High

PROJECT DATA

Type of Project: High School
 K-6:
 7-8:
 9-12: 81
 Non-Severe:
 Severe:
 Application Filing Basis: District Wide
 Number of Classrooms: 3
 Master Acres: 56.2
 Existing Acres: 49.95
 Proposed Acres:
 Recommended Acres: 47.9
 Facility Hardship (a): No
 Financial Hardship Requested: No
 Alternative Education School: No
 Addition to Existing Site: Yes

ADJUSTED GRANT DATA

New Construction Grant	\$	1,062,639.00
Fire Detection Alarm		2,106.00
Prevailing Wage Monitoring		2,876.00
Service Site		640,111.00
Off-Site		5,979.00
Utilities		462,376.00
Small Size Project		127,517.00
Total State Share (50%)		<u>2,303,604.00</u>
District Share (50%)		<u>2,303,604.00</u>
Total Project Cost	\$	<u><u>4,607,208.00</u></u>

PROJECT FINANCING

State Share
 This Project \$ 2,303,604.00
District Share
 Cash Contribution 2,303,604.00
 Financial Hardship
 Total Project Cost \$ 4,607,208.00

HISTORY OF PROJECT COST AND APPORTIONMENT

	Fund Code	Proposition	Previously Authorized	Authorized This Action		Unfunded Approval This Action
<u>State Share</u>						
New Construction/Add. Grant	112-012		\$ 2,303,604.00	\$ (2,303,604.00)		
New Construction/Add. Grant	951-500	51		2,303,604.00	\$	2,303,604.00
<u>District Share</u>						
Cash Contribution			<u>2,303,604.00</u>			
Total			<u><u>\$ 4,607,208.00</u></u>	<u><u>\$ 0.00</u></u>	<u><u>\$</u></u>	<u><u>2,303,604.00</u></u>

Funding Source: Proposition 51 Bonds/2016-Nov.

Pursuant to the Board's action on March 11, 2009, this application has been approved and placed on the Unfunded List. This approval does not constitute a guarantee or commitment of future State funding.

The school district is responsible for ensuring the project is compliant with all Prevailing Wage Monitoring and/or Labor Compliance Program requirements at the time construction contracts were executed and/or construction commenced.

The District shall ensure that it is in compliance with all applicable laws, regulations and certifications it made on the program forms.

SCHOOL DISTRICT DATA

Application No: 57/10231-00-001 School District: Mendocino County Office Of Education	County: Mendocino School Name: Juvenile Hall/Community
--	---

PROJECT DATA

Type of Project: High School Pupils Assigned Under 50 Yrs: K-6: 7-8: 9-12: 30 Non-Severe: Severe:	Application Filing Basis: Site Specific Financial Hardship Requested: No Alternative Education School: No	Recommended Acres: 0.7 Existing Acres: 0.62
--	--	--

ADJUSTED GRANT DATA

Modernization Grant - Under 50 Yrs	\$ 154,230.00
Project Assistance	3,135.00
Fire Detection Alarm	3,570.00
Prevailing Wage Monitoring	276.00
Small Size Project	18,508.00
Accessibility/Fire Code Req.	4,627.00
Total State Share (60%)	184,346.00
District Share (40%)	122,897.00
Total Project Cost	\$ 307,243.00

PROJECT FINANCING

State Share	
This Project	\$ 184,346.00
District Share	
Cash Contribution	122,897.00
Financial Hardship	
Total Project Cost	\$ 307,243.00

HISTORY OF PROJECT COST AND APPORTIONMENT

	Fund Code	Proposition		Previously Authorized	Authorized This Action	Unfunded Approval This Action
State Share						
Modernization/Additional Grant	112-012		\$	184,346.00	\$ (184,346.00)	
Modernization/Additional Grant	951-570	51			184,346.00	\$ 184,346.00
District Share						
Cash Contribution				122,897.00		
Total			\$	307,243.00	\$ 0.00	\$ 184,346.00

Funding Source: Proposition 51 Bonds/2016-Nov.

Pursuant to the Board's action on March 11, 2009, this application has been approved and placed on the Unfunded List. This approval does not constitute a guarantee or commitment of future State funding.

The school district is responsible for ensuring the project is compliant with all Prevailing Wage Monitoring and/or Labor Compliance Program requirements at the time construction contracts were executed and/or construction commenced.

The District shall ensure that it is in compliance with all applicable laws, regulations and certifications it made on the program forms.

SCHOOL DISTRICT DATA

Application No: 50/63321-00-026
 School District: Bakersfield City Elementary

County: Kern
 School Name: Paul L. Cato Middle

PROJECT DATA

Type of Project: Middle School
 K-6:
 7-8: 1053
 9-12:
 Non-Severe: 52
 Severe:
 Application Filing Basis: District Wide
 Number of Classrooms: 43
 Master Acres: 24.9
 Existing Acres:
 Proposed Acres: 26.45
 Recommended Acres: 23.1
 Facility Hardship (a): No
 Financial Hardship Requested: No
 Alternative Education School: No
 Addition to Existing Site: No

ADJUSTED GRANT DATA

New Construction Grant	\$	11,811,228.00
Fire Detection Alarm		19,669.00
Sprinkler System		223,379.00
Prevailing Wage Monitoring		19,318.00
Site Acquisition		1,389,291.00
Service Site		561,146.00
Off-Site		397,081.00
General Site		1,052,317.00
Total State Share (50%)		15,473,429.00
District Share (50%)		15,473,429.00
Total Project Cost	\$	<u>30,946,858.00</u>

PROJECT FINANCING

<u>State Share</u>	
This Project	\$ 15,473,429.00
<u>District Share</u>	
Cash Contribution	15,473,429.00
Financial Hardship	
Total Project Cost	\$ <u>30,946,858.00</u>

HISTORY OF PROJECT COST AND APPORTIONMENT

	Fund Code	Proposition	Previously Authorized	Authorized This Action	Unfunded Approval This Action
<u>State Share</u>					
New Construction/Add. Grant	112-012		\$ 15,473,429.00	\$ (15,473,429.00)	
New Construction/Add. Grant	951-500	51		15,473,429.00	\$ 15,473,429.00
<u>District Share</u>					
Cash Contribution			15,473,429.00		
Total			\$ <u>30,946,858.00</u>	\$ <u>0.00</u>	\$ <u>15,473,429.00</u>

Funding Source: Proposition 51 Bonds/2016-Nov.

Pursuant to the Board's action on March 11, 2009, this application has been approved and placed on the Unfunded List. This approval does not constitute a guarantee or commitment of future State funding.

The school district is responsible for ensuring the project is compliant with all Prevailing Wage Monitoring and/or Labor Compliance Program requirements at the time construction contracts were executed and/or construction commenced.

The District shall ensure that it is in compliance with all applicable laws, regulations and certifications it made on the program forms.

SCHOOL DISTRICT DATA

Application No: 50/63321-00-027
 School District: Bakersfield City Elementary

County: Kern
 School Name: Dr. Douglas K. Fletcher Elementary

PROJECT DATA

Type of Project: Elementary School
 K-6: 725
 7-8:
 9-12:
 Non-Severe: 39
 Severe:
 Application Filing Basis: District Wide
 Number of Classrooms: 32
 Master Acres: 15
 Existing Acres:
 Proposed Acres: 14.11
 Recommended Acres: 11.8
 Facility Hardship (a): No
 Financial Hardship Requested: No
 Alternative Education School: No
 Addition to Existing Site: No

ADJUSTED GRANT DATA

New Construction Grant	\$	7,783,994.00
Fire Detection Alarm		9,301.00
Sprinkler System		132,433.00
Prevailing Wage Monitoring		12,545.00
Site Acquisition		828,099.00
Service Site		318,665.00
Off-Site		264,455.00
General Site		699,131.00
Total State Share (50%)		10,048,623.00
District Share (50%)		10,048,623.00
Total Project Cost	\$	20,097,246.00

PROJECT FINANCING

State Share
 This Project \$ 10,048,623.00
District Share
 Cash Contribution 10,048,623.00
 Financial Hardship
 Total Project Cost \$ 20,097,246.00

HISTORY OF PROJECT COST AND APPORTIONMENT

	Fund Code	Proposition	Previously Authorized	Authorized This Action	Unfunded Approval This Action
<u>State Share</u>					
New Construction/Add. Grant	112-012		\$ 10,048,623.00	\$ (10,048,623.00)	
New Construction/Add. Grant	951-500	51		10,048,623.00	\$ 10,048,623.00
<u>District Share</u>					
Cash Contribution			10,048,623.00		
Total			\$ 20,097,246.00	\$ 0.00	\$ 10,048,623.00

Funding Source: Proposition 51 Bonds/2016-Nov.

Pursuant to the Board's action on March 11, 2009, this application has been approved and placed on the Unfunded List. This approval does not constitute a guarantee or commitment of future State funding.

The school district is responsible for ensuring the project is compliant with all Prevailing Wage Monitoring and/or Labor Compliance Program requirements at the time construction contracts were executed and/or construction commenced.

The District shall ensure that it is in compliance with all applicable laws, regulations and certifications it made on the program forms.

SCHOOL DISTRICT DATA

Application No: 50/75242-00-026
 School District: Val Verde Unified

County: Riverside
 School Name: Southeast High

PROJECT DATA

Type of Project: High School
 K-6: 165
 7-8:
 9-12: 1023
 Non-Severe:
 Severe:
 Application Filing Basis: District Wide
 Number of Classrooms: 45
 Master Acres: 68.3
 Existing Acres:
 Proposed Acres: 57.8
 Recommended Acres: 68.3
 Facility Hardship (a): No
 Financial Hardship Requested: Yes
 Alternative Education School: No
 Addition to Existing Site: No
 Core Facilities: Multi-Purpose/Kitchen,
 Library/Media Center,
 Administration, Toilet,
 Shower, Locker

ADJUSTED GRANT DATA

New Construction Grant	\$	15,029,652.00
Fire Detection Alarm		28,413.00
Sprinkler System		233,706.00
Prevailing Wage Monitoring		61,204.00
Site Acquisition		25,049,818.00
Service Site		2,980,262.00
Off-Site		2,186,122.00
Utilities		1,966,103.00
General Site		1,489,340.00
Total State Share (50%)		49,024,620.00
District Share (50%)		49,024,620.00
Total Project Cost	\$	<u>98,049,240.00</u>

PROJECT FINANCING

<u>State Share</u>	
This Project	\$ 49,024,620.00
<u>District Share</u>	
Cash Contribution	24,377,269.00
Financial Hardship	24,647,351.00
Total Project Cost	\$ <u>98,049,240.00</u>

HISTORY OF PROJECT COST AND APPORTIONMENT

	Fund Code	Proposition	Previously Authorized	Authorized This Action	Unfunded Approval This Action
<u>State Share</u>					
New Construction/Add. Grant	055-500	55	\$ 27,402,919.00		
New Construction/Add. Grant	112-012		21,621,701.00	\$ (21,621,701.00)	
New Construction/Add. Grant	951-500	51		21,621,701.00	\$ 21,621,701.00
<u>District Share</u>					
Cash Contribution			24,377,269.00		
Financial Hardship	055-500	55	24,647,351.00		
Total			\$ <u>98,049,240.00</u>	\$ <u>0.00</u>	\$ <u>21,621,701.00</u>

Funding Sources: Proposition 55 Bonds/2004-Mar.; Proposition 51 Bonds/2016-Nov.

Pursuant to the Board's action on March 11, 2009, this application has been approved and placed on the Unfunded List. This approval does not constitute a guarantee or commitment of future State funding.

The school district is responsible for ensuring the project is compliant with all Prevailing Wage Monitoring and/or Labor Compliance Program requirements at the time construction contracts were executed and/or construction commenced.

The District shall ensure that it is in compliance with all applicable laws, regulations and certifications it made on the program forms.

SCHOOL DISTRICT DATA

Application No: 57/72603-00-030	County: Ventura
School District: Simi Valley Unified	School Name: Vista Elementary

PROJECT DATA

Type of Project: Elementary School	Application Filing Basis: Site Specific
Pupils Assigned Under 50 Yrs: K-6: 189	Pupils Assigned Over 50 Yrs: K-6: 207
7-8:	7-8:
9-12:	9-12:
Non-Severe:	Non-Severe:
Severe:	Severe:
Financial Hardship Requested: No	Recommended Acres: 9.6
Alternative Education School: No	Existing Acres: 9.95

ADJUSTED GRANT DATA

Modernization Grant - Under 50 Yrs	\$ 701,757.00
Modernization Grant - Over 50 Yrs	1,067,499.00
Fire Detection Alarm	47,124.00
Prevailing Wage Monitoring	2,804.00
Accessibility/Fire Code Req.	<u>53,078.00</u>
Total State Share (60%)	1,872,262.00
District Share (40%)	1,248,175.00
Total Project Cost	<u>\$ 3,120,437.00</u>

PROJECT FINANCING

<u>State Share</u>	
This Project	\$ 1,872,262.00
<u>District Share</u>	
Cash Contribution	1,248,175.00
Financial Hardship	
Total Project Cost	<u>\$ 3,120,437.00</u>

HISTORY OF PROJECT COST AND APPORTIONMENT

	Fund Code	Proposition	Previously Authorized	Authorized This Action	Unfunded Approval This Action
<u>State Share</u>					
Modernization/Additional Grant	112-012		\$ 1,872,262.00	\$ (1,872,262.00)	
Modernization/Additional Grant	951-570	51		1,872,262.00	\$ 1,872,262.00
<u>District Share</u>					
Cash Contribution			1,248,175.00		
Total			<u>\$ 3,120,437.00</u>	<u>\$ 0.00</u>	<u>\$ 1,872,262.00</u>

Funding Source: Proposition 51 Bonds/2016-Nov.

Pursuant to the Board's action on March 11, 2009, this application has been approved and placed on the Unfunded List. This approval does not constitute a guarantee or commitment of future State funding.

The school district is responsible for ensuring the project is compliant with all Prevailing Wage Monitoring and/or Labor Compliance Program requirements at the time construction contracts were executed and/or construction commenced.

The District shall ensure that it is in compliance with all applicable laws, regulations and certifications it made on the program forms.

SCHOOL DISTRICT DATA

Application No: 50/62166-00-025
School District: Fresno Unified

County: Fresno
School Name: Design Science Early College High

PROJECT DATA

Type of Project: High School
K-6:
7-8:
9-12: 38
Non-Severe:
Severe:
Application Filing Basis: District Wide
Number of Classrooms: 2
Master Acres: 27.1
Existing Acres: 3.68
Proposed Acres:
Recommended Acres: 19.2
Facility Hardship (a): No
Financial Hardship Requested: No
Alternative Education School: No
Addition to Existing Site: Yes

ADJUSTED GRANT DATA

New Construction Grant	\$	498,522.00
Fire Detection Alarm		988.00
Prevailing Wage Monitoring		1,271.00
Multi-Level Constr.	2Cr.	59,823.00
Service Site		43,272.00
Off-Site		2,869.00
Utilities		2,474.00
Small Size Project		59,823.00
Urban/Security/Impacted Site		349,372.00
Total State Share (50%)		<u>1,018,414.00</u>
District Share (50%)		<u>1,018,414.00</u>
Total Project Cost	\$	<u>2,036,828.00</u>

PROJECT FINANCING

<u>State Share</u>	
This Project	\$ 1,018,414.00
<u>District Share</u>	
Cash Contribution	1,018,414.00
Financial Hardship	
Total Project Cost	\$ <u>2,036,828.00</u>

HISTORY OF PROJECT COST AND APPORTIONMENT

	Fund Code	Proposition	Previously Authorized	Authorized This Action	Unfunded Approval This Action
<u>State Share</u>					
New Construction/Add. Grant	112-012		\$ 1,018,414.00	\$ (1,018,414.00)	
New Construction/Add. Grant	951-500	51		1,018,414.00	\$ 1,018,414.00
<u>District Share</u>					
Cash Contribution			<u>1,018,414.00</u>		
Total			<u>\$ 2,036,828.00</u>	<u>\$ 0.00</u>	<u>\$ 1,018,414.00</u>

Funding Source: Proposition 51 Bonds/2016-Nov.

Pursuant to the Board's action on March 11, 2009, this application has been approved and placed on the Unfunded List. This approval does not constitute a guarantee or commitment of future State funding.

The school district is responsible for ensuring the project is compliant with all Prevailing Wage Monitoring and/or Labor Compliance Program requirements at the time construction contracts were executed and/or construction commenced.

The District shall ensure that it is in compliance with all applicable laws, regulations and certifications it made on the program forms.

SCHOOL DISTRICT DATA

Application No: 50/62166-00-026
 School District: Fresno Unified

County: Fresno
 School Name: Fresno High

PROJECT DATA

Type of Project: High School
 K-6:
 7-8:
 9-12: 27
 Non-Severe:
 Severe:
 Application Filing Basis: District Wide
 Number of Classrooms: 1
 Master Acres: 63.4
 Existing Acres: 34.5
 Proposed Acres:
 Recommended Acres: 63.4
 Facility Hardship (a): No
 Financial Hardship Requested: No
 Alternative Education School: No
 Addition to Existing Site: Yes

ADJUSTED GRANT DATA

New Construction Grant	\$	354,213.00
Fire Detection Alarm		702.00
Prevailing Wage Monitoring		682.00
Multi-Level Constr.	1Cr.	42,506.00
Service Site		14,763.00
Off-Site		4,258.00
Utilities		1,612.00
Small Size Project		42,506.00
Urban/Security/Impacted Site		85,412.00
Total State Share (50%)		546,654.00
District Share (50%)		546,654.00
Total Project Cost	\$	<u>1,093,308.00</u>

PROJECT FINANCING

<u>State Share</u>	
This Project	\$ 546,654.00
<u>District Share</u>	
Cash Contribution	546,654.00
Financial Hardship	
Total Project Cost	\$ <u>1,093,308.00</u>

HISTORY OF PROJECT COST AND APPORTIONMENT

	Fund Code	Proposition	Previously Authorized	Authorized This Action	Unfunded Approval This Action
<u>State Share</u>					
New Construction/Add. Grant	112-012		\$ 546,654.00	\$ (546,654.00)	
New Construction/Add. Grant	951-500	51		546,654.00	\$ 546,654.00
<u>District Share</u>					
Cash Contribution			546,654.00		
Total			\$ <u>1,093,308.00</u>	\$ <u>0.00</u>	\$ <u>546,654.00</u>

Funding Source: Proposition 51 Bonds/2016-Nov.

Pursuant to the Board's action on March 11, 2009, this application has been approved and placed on the Unfunded List. This approval does not constitute a guarantee or commitment of future State funding.

The school district is responsible for ensuring the project is compliant with all Prevailing Wage Monitoring and/or Labor Compliance Program requirements at the time construction contracts were executed and/or construction commenced.

The District shall ensure that it is in compliance with all applicable laws, regulations and certifications it made on the program forms.

SCHOOL DISTRICT DATA

Application No: 50/66597-00-017
 School District: Newport-Mesa Unified

County: Orange
 School Name: Corona Del Mar High

PROJECT DATA

Type of Project: High School
 K-6:
 7-8:
 9-12: 135
 Non-Severe:
 Severe:
 Application Filing Basis: District Wide
 Number of Classrooms: 5
 Master Acres: 74.5
 Existing Acres: 31.28
 Proposed Acres:
 Recommended Acres: 61
 Facility Hardship (a): No
 Financial Hardship Requested: No
 Alternative Education School: No
 Addition to Existing Site: Yes

ADJUSTED GRANT DATA

New Construction Grant	\$ 1,771,065.00
Fire Detection Alarm	3,510.00
Prevailing Wage Monitoring	2,886.00
Service Site	384,359.00
Utilities	79,387.00
Small Size Project	70,843.00
Total State Share (50%)	<u>2,312,050.00</u>
District Share (50%)	<u>2,312,050.00</u>
Total Project Cost	\$ <u><u>4,624,100.00</u></u>

PROJECT FINANCING

<u>State Share</u>	
This Project	\$ 2,312,050.00
<u>District Share</u>	
Cash Contribution	2,312,050.00
Financial Hardship	
Total Project Cost	\$ <u><u>4,624,100.00</u></u>

HISTORY OF PROJECT COST AND APPORTIONMENT

	Fund Code	Proposition	Previously Authorized	Authorized This Action	Unfunded Approval This Action
<u>State Share</u>					
New Construction/Add. Grant	112-012		\$ 2,312,050.00	\$ (2,312,050.00)	
New Construction/Add. Grant	951-500	51		2,312,050.00	\$ 2,312,050.00
<u>District Share</u>					
Cash Contribution			<u>2,312,050.00</u>		
Total			\$ <u><u>4,624,100.00</u></u>	\$ <u><u>0.00</u></u>	\$ <u><u>2,312,050.00</u></u>

Funding Source: Proposition 51 Bonds/2016-Nov.

Pursuant to the Board's action on March 11, 2009, this application has been approved and placed on the Unfunded List. This approval does not constitute a guarantee or commitment of future State funding.

The school district is responsible for ensuring the project is compliant with all Prevailing Wage Monitoring and/or Labor Compliance Program requirements at the time construction contracts were executed and/or construction commenced.

The District shall ensure that it is in compliance with all applicable laws, regulations and certifications it made on the program forms.

SCHOOL DISTRICT DATA

Application No: 50/66597-00-018
School District: Newport-Mesa Unified

County: Orange
School Name: Corona Del Mar High

PROJECT DATA

ADJUSTED GRANT DATA

Type of Project: High School
K-6:
7-8: 2
9-12: 295
Non-Severe:
Severe:
Application Filing Basis: District Wide
Number of Classrooms: 11
Master Acres: 74.5
Existing Acres: 31.28
Proposed Acres:
Recommended Acres: 62
Facility Hardship (a): No
Financial Hardship Requested: No
Alternative Education School: No
Addition to Existing Site: Yes

New Construction Grant	\$	3,890,729.00
Fire Detection Alarm		7,704.00
Prevailing Wage Monitoring		7,763.00
Multi-Level Constr.	17Crs.	466,887.00
Service Site		717,857.00
Off-Site		22,319.00
Utilities		90,022.00
Urban/Security/Impacted Site		1,014,585.00
Total State Share (50%)		<u>6,217,866.00</u>
District Share (50%)		<u>6,217,866.00</u>
Total Project Cost	\$	<u><u>12,435,732.00</u></u>

PROJECT FINANCING

State Share	
This Project	\$ 6,217,866.00
District Share	
Cash Contribution	6,217,866.00
Financial Hardship	
Total Project Cost	\$ <u><u>12,435,732.00</u></u>

HISTORY OF PROJECT COST AND APPORTIONMENT

	Fund Code	Proposition	Previously Authorized	Authorized This Action	Unfunded Approval This Action
State Share					
New Construction/Add. Grant	112-012		\$ 6,217,866.00	\$ (6,217,866.00)	
New Construction/Add. Grant	951-500	51		6,217,866.00	\$ 6,217,866.00
District Share					
Cash Contribution			<u>6,217,866.00</u>		
Total			\$ <u><u>12,435,732.00</u></u>	\$ <u><u>0.00</u></u>	\$ <u><u>6,217,866.00</u></u>

Funding Source: Proposition 51 Bonds/2016-Nov.

Pursuant to the Board's action on March 11, 2009, this application has been approved and placed on the Unfunded List. This approval does not constitute a guarantee or commitment of future State funding.

The school district is responsible for ensuring the project is compliant with all Prevailing Wage Monitoring and/or Labor Compliance Program requirements at the time construction contracts were executed and/or construction commenced.

The District shall ensure that it is in compliance with all applicable laws, regulations and certifications it made on the program forms.

SCHOOL DISTRICT DATA

Application No: 57/66597-00-033 County: Orange
 School District: Newport-Mesa Unified School Name: Corona Del Mar High

PROJECT DATA

Type of Project: High School Application Filing Basis: Site Specific
 Pupils Assigned Over 50 Years: K-6: 91
 7-8: 91
 9-12: 102
 Non-Severe: 27
 Severe: 27
 Financial Hardship Requested: No Recommended Acres: 47.14
 Alternative Education School: No Existing Acres: 31.28

ADJUSTED GRANT DATA

Modernization Grant - Over 50 Yrs	\$ 1,668,779.00
Fire Detection Alarm	31,931.00
Prevailing Wage Monitoring	3,014.00
Site Development	159,255.00
Accessibility/Fire Code Req.	50,063.00
Two Stop Elevators	99,172.00
Total State Share (60%)	2,012,214.00
District Share (40%)	1,341,476.00
Total Project Cost	\$ 3,353,690.00

PROJECT FINANCING

<u>State Share</u>	
This Project	\$ 2,012,214.00
<u>District Share</u>	
Cash Contribution	1,341,476.00
Financial Hardship	
Total Project Cost	\$ 3,353,690.00

HISTORY OF PROJECT COST AND APPORTIONMENT

	Fund Code	Proposition	Previously Authorized	Authorized This Action	Unfunded Approval This Action
<u>State Share</u>					
Modernization/Additional Grant	112-012		\$ 2,012,214.00	\$ (2,012,214.00)	
Modernization/Additional Grant	951-570	51		2,012,214.00	\$ 2,012,214.00
<u>District Share</u>					
Cash Contribution			1,341,476.00		
Total			\$ 3,353,690.00	\$ 0.00	\$ 2,012,214.00

Funding Source: Proposition 51 Bonds/2016-Nov.

Pursuant to the Board's action on March 11, 2009, this application has been approved and placed on the Unfunded List. This approval does not constitute a guarantee or commitment of future State funding.

The school district is responsible for ensuring the project is compliant with all Prevailing Wage Monitoring and/or Labor Compliance Program requirements at the time construction contracts were executed and/or construction commenced.

The District shall ensure that it is in compliance with all applicable laws, regulations and certifications it made on the program forms.

SCHOOL DISTRICT DATA

Application No: 50/75192-00-039
School District: Temecula Valley Unified

County: Riverside
School Name: Temecula Valley High

PROJECT DATA

Type of Project: High School
K-6:
7-8:
9-12: 27
Non-Severe:
Severe:
Application Filing Basis: District Wide
Number of Classrooms: 1
Master Acres: 81.17
Existing Acres: 60
Proposed Acres:
Recommended Acres: 63.3
Facility Hardship (a): No
Financial Hardship Requested: No
Alternative Education School: No
Addition to Existing Site: Yes

ADJUSTED GRANT DATA

New Construction Grant	\$	354,213.00
Fire Detection Alarm		702.00
Service Site		556,862.00
Utilities		609,008.00
Small Size Project		42,506.00
Total State Share (50%)		1,563,291.00
District Share (50%)		1,563,291.00
Total Project Cost	\$	<u>3,126,582.00</u>

PROJECT FINANCING

<u>State Share</u>	
This Project	\$ 1,563,291.00
<u>District Share</u>	
Cash Contribution	1,563,291.00
Financial Hardship	
Total Project Cost	\$ <u>3,126,582.00</u>

HISTORY OF PROJECT COST AND APPORTIONMENT

	Fund Code	Proposition	Previously Authorized	Authorized This Action	Unfunded Approval This Action
<u>State Share</u>					
New Construction/Add. Grant	112-012		\$ 1,563,291.00	\$ (1,563,291.00)	
New Construction/Add. Grant	951-500	51		1,563,291.00	\$ 1,563,291.00
<u>District Share</u>					
Cash Contribution			1,563,291.00		
Total			\$ <u>3,126,582.00</u>	\$ <u>0.00</u>	\$ <u>1,563,291.00</u>

Funding Source: Proposition 51 Bonds/2016-Nov.

Pursuant to the Board's action on March 11, 2009, this application has been approved and placed on the Unfunded List. This approval does not constitute a guarantee or commitment of future State funding.

The school district is responsible for ensuring the project is compliant with all Prevailing Wage Monitoring and/or Labor Compliance Program requirements at the time construction contracts were executed and/or construction commenced.

The District shall ensure that it is in compliance with all applicable laws, regulations and certifications it made on the program forms.

SCHOOL DISTRICT DATA

Application No: 50/75358-00-014
 School District: Windsor Unified

County: Sonoma
 School Name: Windsor High

PROJECT DATA

Type of Project: High School
 K-6:
 7-8:
 9-12: 5
 Non-Severe:
 Severe:
 Application Filing Basis: District Wide
 Number of Classrooms: 1
 Master Acres: 44.5
 Existing Acres: 40
 Proposed Acres:
 Recommended Acres: 44.5
 Facility Hardship (a): No
 Financial Hardship Requested: No
 Alternative Education School: No
 Addition to Existing Site: Yes

ADJUSTED GRANT DATA

New Construction Grant	\$	65,595.00
Fire Detection Alarm		130.00
Prevailing Wage Monitoring		176.00
Service Site		65,923.00
Utilities		1,349.00
Small Size Project		7,871.00
Total State Share (50%)		<u>141,044.00</u>
District Share (50%)		<u>141,044.00</u>
Total Project Cost	\$	<u>282,088.00</u>

PROJECT FINANCING

State Share
 This Project \$ 141,044.00
District Share
 Cash Contribution 141,044.00
 Financial Hardship
 Total Project Cost \$ 282,088.00

HISTORY OF PROJECT COST AND APPORTIONMENT

	Fund Code	Proposition	Previously Authorized	Authorized This Action	Unfunded Approval This Action
<u>State Share</u>					
New Construction/Add. Grant	112-012		\$ 141,044.00	\$ (141,044.00)	
New Construction/Add. Grant	951-500	51		141,044.00	\$ 141,044.00
<u>District Share</u>					
Cash Contribution			141,044.00		
Total			\$ 282,088.00	\$ 0.00	\$ 141,044.00

Funding Source: Proposition 51 Bonds/2016-Nov.

Pursuant to the Board's action on March 11, 2009, this application has been approved and placed on the Unfunded List. This approval does not constitute a guarantee or commitment of future State funding.

The school district is responsible for ensuring the project is compliant with all Prevailing Wage Monitoring and/or Labor Compliance Program requirements at the time construction contracts were executed and/or construction commenced.

The District shall ensure that it is in compliance with all applicable laws, regulations and certifications it made on the program forms.

SCHOOL DISTRICT DATA

Application No: 57/64444-00-009 School District: Culver City Unified	County: Los Angeles School Name: Culver City Middle
---	--

PROJECT DATA

Type of Project: Middle School Pupils Assigned Under 50 Yrs: K-6: 7-8: 160 9-12: Non-Severe: 17 Severe: Financial Hardship Requested: No Alternative Education School: No	Application Filing Basis: Site Specific Pupils Assigned Over 50 Yrs: K-6: 7-8: 189 9-12: Non-Severe: 20 Severe: Recommended Acres: 22.8 Existing Acres: 29.81
--	--

ADJUSTED GRANT DATA

Modernization Grant - Under 50 Yrs	\$ 763,018.00
Modernization Grant - Over 50 Yrs	1,251,024.00
Fire Detection Alarm	49,782.00
Prevailing Wage Monitoring	3,186.00
Accessibility/Fire Code Req.	60,421.00
Total State Share (60%)	2,127,431.00
District Share (40%)	1,418,287.00
Total Project Cost	\$ 3,545,718.00

PROJECT FINANCING

State Share	
This Project	\$ 2,127,431.00
District Share	
Cash Contribution	1,418,287.00
Financial Hardship	
Total Project Cost	\$ 3,545,718.00

HISTORY OF PROJECT COST AND APPORTIONMENT

	Fund Code	Proposition	Previously Authorized	Authorized This Action	Unfunded Approval This Action
State Share					
Modernization/Additional Grant	112-012		\$ 2,127,431.00	\$ (2,127,431.00)	
Modernization/Additional Grant	951-570	51		2,127,431.00	\$ 2,127,431.00
District Share					
Cash Contribution			1,418,287.00		
Total			\$ 3,545,718.00	\$ 0.00	\$ 2,127,431.00

Funding Source: Proposition 51 Bonds/2016-Nov.

Pursuant to the Board's action on March 11, 2009, this application has been approved and placed on the Unfunded List. This approval does not constitute a guarantee or commitment of future State funding.

The school district is responsible for ensuring the project is compliant with all Prevailing Wage Monitoring and/or Labor Compliance Program requirements at the time construction contracts were executed and/or construction commenced.

The District shall ensure that it is in compliance with all applicable laws, regulations and certifications it made on the program forms.

SCHOOL DISTRICT DATA

Application No: 57/64444-00-010 School District: Culver City Unified	County: Los Angeles School Name: Culver City Senior High
---	---

PROJECT DATA

Type of Project: High School Pupils Assigned Under 50 Yrs: K-6: 7-8: 9-12: Non-Severe: Severe:	Application Filing Basis: Site Specific Pupils Assigned Over 50 Yrs: K-6: 7-8: 9-12: 500 Non-Severe: 44 Severe:	
Financial Hardship Requested: No Alternative Education School: No	Recommended Acres: 52.7 Existing Acres: 24.15	

ADJUSTED GRANT DATA

Modernization Grant - Over 50 Yrs	\$ 4,054,648.00
Fire Detection Alarm	69,312.00
Prevailing Wage Monitoring	7,568.00
Urban/Security/Impacted Site	799,925.00
Accessibility/Fire Code Req.	121,639.00
Total State Share (60%)	5,053,092.00
District Share (40%)	3,368,728.00
Total Project Cost	\$ 8,421,820.00

PROJECT FINANCING

<u>State Share</u>	
This Project	\$ 5,053,092.00
<u>District Share</u>	
Cash Contribution	3,368,728.00
Financial Hardship	
Total Project Cost	\$ 8,421,820.00

HISTORY OF PROJECT COST AND APPORTIONMENT

	Fund Code	Proposition	Previously Authorized	Authorized This Action	Unfunded Approval This Action
<u>State Share</u>					
Modernization/Additional Grant	112-012		\$ 5,053,092.00	\$ (5,053,092.00)	
Modernization/Additional Grant	951-570	51		5,053,092.00	\$ 5,053,092.00
<u>District Share</u>					
Cash Contribution			3,368,728.00		
Total			\$ 8,421,820.00	\$ 0.00	\$ 5,053,092.00

Funding Source: Proposition 51 Bonds/2016-Nov.

Pursuant to the Board's action on March 11, 2009, this application has been approved and placed on the Unfunded List. This approval does not constitute a guarantee or commitment of future State funding.

The school district is responsible for ensuring the project is compliant with all Prevailing Wage Monitoring and/or Labor Compliance Program requirements at the time construction contracts were executed and/or construction commenced.

The District shall ensure that it is in compliance with all applicable laws, regulations and certifications it made on the program forms.

SCHOOL DISTRICT DATA

Application No: 57/68882-00-008 County: San Mateo
 School District: Burlingame Elementary School Name: McKinley Elementary

PROJECT DATA

Type of Project: Elementary School Application Filing Basis: Site Specific
 Pupils Assigned Under 50 Yrs: K-6: 325
 7-8:
 9-12:
 Non-Severe:
 Severe:
 Financial Hardship Requested: No Recommended Acres: 7.3
 Alternative Education School: No Existing Acres: 2.86

ADJUSTED GRANT DATA

Modernization Grant - Under 50 Yrs	\$ 1,206,725.00
Fire Detection Alarm	38,675.00
Prevailing Wage Monitoring	2,319.00
Urban/Security/Impacted Site	264,591.00
Accessibility/Fire Code Req.	36,202.00
Total State Share (60%)	1,548,512.00
District Share (40%)	1,032,341.00
Total Project Cost	<u>\$ 2,580,853.00</u>

PROJECT FINANCING

<u>State Share</u>	
This Project	\$ 1,548,512.00
<u>District Share</u>	
Cash Contribution	1,032,341.00
Financial Hardship	
Total Project Cost	<u>\$ 2,580,853.00</u>

HISTORY OF PROJECT COST AND APPORTIONMENT

	Fund Code	Proposition	Previously Authorized	Authorized This Action	Unfunded Approval This Action
<u>State Share</u>					
Modernization/Additional Grant	112-012		\$ 1,548,512.00	\$ (1,548,512.00)	
Modernization/Additional Grant	951-570	51		1,548,512.00	\$ 1,548,512.00
<u>District Share</u>					
Cash Contribution			1,032,341.00		
Total			<u>\$ 2,580,853.00</u>	<u>\$ 0.00</u>	<u>\$ 1,548,512.00</u>

Funding Source: Proposition 51 Bonds/2016-Nov.

Pursuant to the Board's action on March 11, 2009, this application has been approved and placed on the Unfunded List. This approval does not constitute a guarantee or commitment of future State funding.

The school district is responsible for ensuring the project is compliant with all Prevailing Wage Monitoring and/or Labor Compliance Program requirements at the time construction contracts were executed and/or construction commenced.

The District shall ensure that it is in compliance with all applicable laws, regulations and certifications it made on the program forms.

SCHOOL DISTRICT DATA

Application No: 50/69062-01-003
 School District: Sequoia Union High
 High School Attendance Area: Carlmont, Menlo, Sequoia, Redwood

County: San Mateo
 School Name: Sequoia High

PROJECT DATA

Type of Project: High School
 K-6:
 7-8:
 9-12: 108
 Non-Severe:
 Severe:
 Application Filing Basis: High School Attendance Area
 Number of Classrooms: 4
 Master Acres: 52.1
 Existing Acres: 30.1
 Proposed Acres:
 Recommended Acres: 58.3
 Facility Hardship (a): No
 Financial Hardship Requested: No
 Alternative Education School: No
 Addition to Existing Site: Yes

ADJUSTED GRANT DATA

New Construction Grant	\$	1,416,852.00
Fire Detection Alarm		2,808.00
Prevailing Wage Monitoring		1,845.00
Small Size Project		56,674.00
Total State Share (50%)		<u>1,478,179.00</u>
District Share (50%)		<u>1,478,179.00</u>
Total Project Cost	\$	<u>2,956,358.00</u>

PROJECT FINANCING

State Share
 This Project **\$** 1,478,179.00
District Share
 Cash Contribution 1,478,179.00
 Financial Hardship
 Total Project Cost **\$** 2,956,358.00

HISTORY OF PROJECT COST AND APPORTIONMENT

	Fund Code	Proposition	Previously Authorized	Authorized This Action	Unfunded Approval This Action
<u>State Share</u>					
New Construction/Add. Grant	112-012		\$ 1,478,179.00	\$ (1,478,179.00)	
New Construction/Add. Grant	951-500	51		1,478,179.00	\$ 1,478,179.00
<u>District Share</u>					
Cash Contribution			<u>1,478,179.00</u>		
Total			\$ <u>2,956,358.00</u>	\$ <u>0.00</u>	\$ <u>1,478,179.00</u>

Funding Source: Proposition 51 Bonds/2016-Nov.

Pursuant to the Board's action on March 11, 2009, this application has been approved and placed on the Unfunded List. This approval does not constitute a guarantee or commitment of future State funding.

The school district is responsible for ensuring the project is compliant with all Prevailing Wage Monitoring and/or Labor Compliance Program requirements at the time construction contracts were executed and/or construction commenced.

The District shall ensure that it is in compliance with all applicable laws, regulations and certifications it made on the program forms.

SCHOOL DISTRICT DATA

Application No: 50/67033-00-036
School District: Corona-Norco Unified

County: Riverside
School Name: Home Gardens Elementary

PROJECT DATA

Type of Project: Middle School
K-6:
7-8: 54
9-12:
Non-Severe:
Severe:
Application Filing Basis: District Wide
Number of Classrooms: 2
Master Acres: 20.8
Existing Acres: 7.38
Proposed Acres:
Recommended Acres: 14.5
Facility Hardship (a): No
Financial Hardship Requested: No
Alternative Education School: No
Addition to Existing Site: Yes

ADJUSTED GRANT DATA

New Construction Grant	\$	556,848.00
Fire Detection Alarm		918.00
Service Site		38,509.00
Utilities		20,078.00
Small Size Project		66,822.00
Total State Share (50%)		683,175.00
District Share (50%)		683,175.00
Total Project Cost	\$	1,366,350.00

PROJECT FINANCING

<u>State Share</u>	
This Project	\$ 683,175.00
<u>District Share</u>	
Cash Contribution	683,175.00
Financial Hardship	
Total Project Cost	\$ 1,366,350.00

HISTORY OF PROJECT COST AND APPORTIONMENT

	Fund Code	Proposition	Previously Authorized	Authorized This Action	Unfunded Approval This Action
<u>State Share</u>					
New Construction/Add. Grant	112-012		\$ 683,175.00	\$ (683,175.00)	
New Construction/Add. Grant	951-500	51		683,175.00	\$ 683,175.00
<u>District Share</u>					
Cash Contribution			683,175.00		
Total			\$ 1,366,350.00	\$ 0.00	\$ 683,175.00

Funding Source: Proposition 51 Bonds/2016-Nov.

Pursuant to the Board's action on March 11, 2009, this application has been approved and placed on the Unfunded List. This approval does not constitute a guarantee or commitment of future State funding.

The school district is responsible for ensuring the project is compliant with all Prevailing Wage Monitoring and/or Labor Compliance Program requirements at the time construction contracts were executed and/or construction commenced.

The District shall ensure that it is in compliance with all applicable laws, regulations and certifications it made on the program forms.

SCHOOL DISTRICT DATA

Application No: 50/67934-00-021
School District: Victor Valley Union High

County: San Bernardino
School Name: Imogene Garner Hook Junior High

PROJECT DATA

Type of Project: High School
K-6:
7-8:
9-12: 187
Non-Severe:
Severe:
Application Filing Basis: District Wide
Number of Classrooms: 2
Master Acres: 15
Existing Acres: 38.1
Proposed Acres:
Recommended Acres: 15
Facility Hardship (a): No
Financial Hardship Requested: No
Alternative Education School: No
Addition to Existing Site: Yes
Core Facilities: Gymnasium

ADJUSTED GRANT DATA

New Construction Grant	\$	2,453,253.00
Fire Detection Alarm		4,862.00
Prevailing Wage Monitoring		4,049.00
Service Site		634,791.00
Utilities		47,793.00
Small Size Project		98,130.00
Total State Share (50%)		<u>3,242,878.00</u>
District Share (50%)		<u>3,242,878.00</u>
Total Project Cost	\$	<u><u>6,485,756.00</u></u>

PROJECT FINANCING

State Share	
This Project	\$ 3,242,878.00
District Share	
Cash Contribution	3,242,878.00
Financial Hardship	
Total Project Cost	\$ <u><u>6,485,756.00</u></u>

HISTORY OF PROJECT COST AND APPORTIONMENT

	Fund Code	Proposition	Previously Authorized	Authorized This Action	Unfunded Approval This Action
State Share					
New Construction/Add. Grant	112-012		\$ 3,242,878.00	\$ (3,242,878.00)	
New Construction/Add. Grant	951-500	51		3,242,878.00	\$ 3,242,878.00
District Share					
Cash Contribution			<u>3,242,878.00</u>		
Total			<u><u>\$ 6,485,756.00</u></u>	<u><u>\$ 0.00</u></u>	<u><u>\$ 3,242,878.00</u></u>

Funding Source: Proposition 51 Bonds/2016-Nov.

Pursuant to the Board's action on March 11, 2009, this application has been approved and placed on the Unfunded List. This approval does not constitute a guarantee or commitment of future State funding.

The school district is responsible for ensuring the project is compliant with all Prevailing Wage Monitoring and/or Labor Compliance Program requirements at the time construction contracts were executed and/or construction commenced.

The District shall ensure that it is in compliance with all applicable laws, regulations and certifications it made on the program forms.

SCHOOL DISTRICT DATA

Application No: 50/67934-00-022
School District: Victor Valley Union High

County: San Bernardino
School Name: Victor Valley High

PROJECT DATA

Type of Project: High School
K-6:
7-8:
9-12: 197
Non-Severe:
Severe:
Application Filing Basis: District Wide
Number of Classrooms: 3
Master Acres: 63.3
Existing Acres: 65.6
Proposed Acres:
Recommended Acres: 63.3
Facility Hardship (a): No
Financial Hardship Requested: No
Alternative Education School: No
Addition to Existing Site: Yes

ADJUSTED GRANT DATA

New Construction Grant	\$	2,584,443.00
Fire Detection Alarm		5,122.00
Prevailing Wage Monitoring		4,196.00
Small Size		103,378.00
Service Site		612,690.00
Utilities		51,040.00
Total State Share (50%)		3,360,869.00
District Share (50%)		3,360,869.00
Total Project Cost	\$	6,721,738.00

PROJECT FINANCING

State Share
This Project \$ 3,360,869.00
District Share
Cash Contribution 3,360,869.00
Financial Hardship
Total Project Cost \$ 6,721,738.00

HISTORY OF PROJECT COST AND APPORTIONMENT

	Fund Code	Proposition	Previously Authorized	Authorized This Action	Unfunded Approval This Action
State Share					
New Construction/Add. Grant	112-012		\$ 3,360,869.00	\$ (3,360,869.00)	
New Construction/Add. Grant	951-500	51		3,360,869.00	\$ 3,360,869.00
District Share					
Cash Contribution			3,360,869.00		
Total			<u>\$ 6,721,738.00</u>	<u>\$ 0.00</u>	<u>\$ 3,360,869.00</u>

Funding Source: Proposition 51 Bonds/2016-Nov.

Pursuant to the Board's action on March 11, 2009, this application has been approved and placed on the Unfunded List. This approval does not constitute a guarantee or commitment of future State funding.

The school district is responsible for ensuring the project is compliant with all Prevailing Wage Monitoring and/or Labor Compliance Program requirements at the time construction contracts were executed and/or construction commenced.

The District shall ensure that it is in compliance with all applicable laws, regulations and certifications it made on the program forms.

SCHOOL DISTRICT DATA

Application No: 50/73791-00-014
 School District: San Marcos Unified

County: San Diego
 School Name: San Marcos High

PROJECT DATA

Type of Project: High School
 K-6:
 7-8:
 9-12: 1620
 Non-Severe:
 Severe:
 Application Filing Basis: District Wide
 Number of Classrooms: 60
 Master Acres: 65.5
 Existing Acres: 42.4
 Proposed Acres:
 Recommended Acres: 62.8
 Facility Hardship (a): No
 Financial Hardship Requested: No
 Alternative Education School: No
 Addition to Existing Site: No

ADJUSTED GRANT DATA

New Construction Grant	\$	21,252,780.00
Fire Detection Alarm		42,120.00
Sprinkler System		327,240.00
Labor Compliance		135,334.00
Multi-Level Constr.	60Crs.	2,550,334.00
Service Site		5,739,832.00
Off-Site		296,539.00
Utilities		174,688.00
Total State Share (50%)		30,518,867.00
District Share (50%)		30,518,867.00
Total Project Cost	\$	61,037,734.00

PROJECT FINANCING

State Share
 This Project \$ 30,518,867.00
District Share
 Cash Contribution 30,518,867.00
 Financial Hardship
 Total Project Cost \$ 61,037,734.00

HISTORY OF PROJECT COST AND APPORTIONMENT

	Fund Code	Proposition	Previously Authorized	Authorized This Action	Unfunded Approval This Action
<u>State Share</u>					
New Construction/Add. Grant	112-012		\$ 30,518,867.00	\$ (30,518,867.00)	
New Construction/Add. Grant	951-500	51		30,383,533.00	\$ 30,383,533.00
New Construction/Add. Grant	947-500	47		135,334.00	135,334.00
<u>District Share</u>					
Cash Contribution			30,518,867.00		
Total			\$ 61,037,734.00	\$ 0.00	\$ 30,518,867.00

Funding Sources: Proposition 51 Bonds/2016-Nov.; Proposition 47 Bonds/2002-Nov.

Pursuant to the Board's action on March 11, 2009, this application has been approved and placed on the Unfunded List. This approval does not constitute a guarantee or commitment of future State funding.

The school district is responsible for ensuring the project is compliant with all Prevailing Wage Monitoring and/or Labor Compliance Program requirements at the time construction contracts were executed and/or construction commenced.

The District shall ensure that it is in compliance with all applicable laws, regulations and certifications it made on the program forms.

SCHOOL DISTRICT DATA

Application No: 57/73791-00-005	County: San Diego
School District: San Marcos Unified	School Name: San Marcos High

PROJECT DATA

Type of Project: High School	Application Filing Basis: Site Specific
Pupils Assigned Under 50 Yrs:	Pupils Assigned Over 50 Yrs:
K-6:	K-6:
7-8:	7-8:
9-12: 494	9-12: 18
Non-Severe: 9	Non-Severe: 1
Severe: 4	Severe: 1
Financial Hardship Requested: No	Recommended Acres: 62.8
Alternative Education School: No	Existing Acres: 42.2

ADJUSTED GRANT DATA

Modernization Grant - Under 50 Yrs	\$ 2,658,196.00
Modernization Grant - Over 50 Yrs	155,985.00
Fire Detection Alarm	64,818.00
Labor Compliance	23,403.00
Accessibility/Fire Code Req.	84,425.00
Total State Share (60%)	2,986,827.00
District Share (40%)	1,991,218.00
Total Project Cost	\$ 4,978,045.00

PROJECT FINANCING

<u>State Share</u>	
This Project	\$ 2,986,827.00
<u>District Share</u>	
Cash Contribution	1,991,218.00
Financial Hardship	
Total Project Cost	\$ 4,978,045.00

HISTORY OF PROJECT COST AND APPORTIONMENT

	Fund Code	Proposition	Previously Authorized	Authorized This Action	Unfunded Approval This Action
<u>State Share</u>					
Modernization/Additional Grant	112-012		\$ 2,986,827.00	\$ (2,986,827.00)	
Modernization/Additional Grant	951-570	51		2,963,424.00	\$ 2,963,424.00
Modernization/Additional Grant	947-570	47		23,403.00	23,403.00
<u>District Share</u>					
Cash Contribution			1,991,218.00		
Total			\$ 4,978,045.00	\$ 0.00	\$ 2,986,827.00

Funding Sources: Proposition 51 Bonds/2016-Nov.; Proposition 47 Bonds/2002-Nov.

Pursuant to the Board's action on March 11, 2009, this application has been approved and placed on the Unfunded List. This approval does not constitute a guarantee or commitment of future State funding.

The school district is responsible for ensuring the project is compliant with all Prevailing Wage Monitoring and/or Labor Compliance Program requirements at the time construction contracts were executed and/or construction commenced.

The District shall ensure that it is in compliance with all applicable laws, regulations and certifications it made on the program forms.

SCHOOL DISTRICT DATA

Application No: 57/68866-00-010 County: San Mateo
 School District: Belmont-Redwood Shores Elementary School Name: Fox Elementary

PROJECT DATA

Type of Project: Elementary School Application Filing Basis: Site Specific
 Pupils Assigned Under 50 Yrs: K-6: 110
 7-8:
 9-12:
 Non-Severe:
 Severe:
 Financial Hardship Requested: No Recommended Acres: 7.3
 Alternative Education School: No Existing Acres: 14.82

ADJUSTED GRANT DATA

Modernization Grant - Under 50 Yrs	\$ 408,430.00
Fire Detection Alarm	13,090.00
Prevailing Wage Monitoring	952.00
Small Size Project	16,337.00
Accessibility/Fire Code Req.	196,911.00
Total State Share (60%)	635,720.00
District Share (40%)	423,813.00
Total Project Cost	\$ 1,059,533.00

PROJECT FINANCING

<u>State Share</u>	
This Project	\$ 635,720.00
<u>District Share</u>	
Cash Contribution	423,813.00
Financial Hardship	
Total Project Cost	\$ 1,059,533.00

HISTORY OF PROJECT COST AND APPORTIONMENT

	Fund Code	Proposition	Previously Authorized	Authorized This Action	Unfunded Approval This Action
<u>State Share</u>					
Modernization/Additional Grant	112-012		\$ 635,720.00	\$ (635,720.00)	
Modernization/Additional Grant	951-570	51		635,720.00	\$ 635,720.00
<u>District Share</u>					
Cash Contribution			423,813.00		
Total			\$ 1,059,533.00	\$ 0.00	\$ 635,720.00

Funding Source: Proposition 51 Bonds/2016-Nov.

Pursuant to the Board's action on March 11, 2009, this application has been approved and placed on the Unfunded List. This approval does not constitute a guarantee or commitment of future State funding.

The school district is responsible for ensuring the project is compliant with all Prevailing Wage Monitoring and/or Labor Compliance Program requirements at the time construction contracts were executed and/or construction commenced.

The District shall ensure that it is in compliance with all applicable laws, regulations and certifications it made on the program forms.

SCHOOL DISTRICT DATA

Application No: 50/69641-00-001
 School District: Palo Alto Unified

County: Santa Clara
 School Name: Stanford (Jane Lathrop) Middle

PROJECT DATA

Type of Project: Middle School
 K-6:
 7-8: 270
 9-12:
 Non-Severe:
 Severe:
 Application Filing Basis: District Wide
 Number of Classrooms: 10
 Master Acres: 24.9
 Existing Acres: 26.2
 Proposed Acres:
 Recommended Acres: 24.9
 Facility Hardship (a): No
 Financial Hardship Requested: No
 Alternative Education School: No
 Addition to Existing Site: Yes

ADJUSTED GRANT DATA

New Construction Grant	\$	2,784,240.00
Fire Detection Alarm		4,590.00
Prevailing Wage Monitoring		5,202.00
Service Site		1,059,070.00
Utilities		313,476.00
Total State Share (50%)		4,166,578.00
District Share (50%)		4,166,578.00
Total Project Cost	\$	8,333,156.00

PROJECT FINANCING

State Share
 This Project \$ 4,166,578.00
District Share
 Cash Contribution 4,166,578.00
 Financial Hardship
 Total Project Cost \$ 8,333,156.00

HISTORY OF PROJECT COST AND APPORTIONMENT

	Fund Code	Proposition	Previously Authorized	Authorized This Action		Unfunded Approval This Action
<u>State Share</u>						
New Construction/Add. Grant	112-012		\$ 4,166,578.00	\$ (4,166,578.00)		
New Construction/Add. Grant	951-500	51		4,166,578.00	\$	4,166,578.00
<u>District Share</u>						
Cash Contribution			4,166,578.00			
Total			\$ 8,333,156.00	\$ 0.00	\$	4,166,578.00

Funding Source: Proposition 51 Bonds/2016-Nov.

Pursuant to the Board's action on March 11, 2009, this application has been approved and placed on the Unfunded List. This approval does not constitute a guarantee or commitment of future State funding.

The school district is responsible for ensuring the project is compliant with all Prevailing Wage Monitoring and/or Labor Compliance Program requirements at the time construction contracts were executed and/or construction commenced.

The District shall ensure that it is in compliance with all applicable laws, regulations and certifications it made on the program forms.

SCHOOL DISTRICT DATA

Application No: 50/69641-00-002
 School District: Palo Alto Unified

County: Santa Clara
 School Name: Terman Middle

PROJECT DATA

Type of Project: Middle School
 K-6:
 7-8: 108
 9-12:
 Non-Severe:
 Severe:
 Application Filing Basis: District Wide
 Number of Classrooms: 4
 Master Acres: 14
 Existing Acres: 12.2
 Proposed Acres:
 Recommended Acres: 14
 Facility Hardship (a): No
 Financial Hardship Requested: No
 Alternative Education School: No
 Addition to Existing Site: Yes

ADJUSTED GRANT DATA

New Construction Grant	\$ 1,113,696.00
Fire Detection Alarm	1,836.00
Service Site	167,744.00
Utilities	157,613.00
Small Size Project	44,548.00
Total State Share (50%)	1,485,437.00
District Share (50%)	1,485,437.00
Total Project Cost	\$ 2,970,874.00

PROJECT FINANCING

<u>State Share</u>	
This Project	\$ 1,485,437.00
<u>District Share</u>	
Cash Contribution	1,485,437.00
Financial Hardship	
Total Project Cost	\$ 2,970,874.00

HISTORY OF PROJECT COST AND APPORTIONMENT

	Fund Code	Proposition	Previously Authorized	Authorized This Action	Unfunded Approval This Action
<u>State Share</u>					
New Construction/Add. Grant	112-012		\$ 1,485,437.00	\$ (1,485,437.00)	
New Construction/Add. Grant	951-500	51		1,485,437.00	\$ 1,485,437.00
<u>District Share</u>					
Cash Contribution			1,485,437.00		
Total			\$ 2,970,874.00	\$ 0.00	\$ 1,485,437.00

Funding Source: Proposition 51 Bonds/2016-Nov.

Pursuant to the Board's action on March 11, 2009, this application has been approved and placed on the Unfunded List. This approval does not constitute a guarantee or commitment of future State funding.

The school district is responsible for ensuring the project is compliant with all Prevailing Wage Monitoring and/or Labor Compliance Program requirements at the time construction contracts were executed and/or construction commenced.

The District shall ensure that it is in compliance with all applicable laws, regulations and certifications it made on the program forms.

SCHOOL DISTRICT DATA

Application No: 57/69641-00-029 County: Santa Clara
 School District: Palo Alto Unified School Name: Fairmeadow Elementary

PROJECT DATA

Type of Project:	Elementary School	Application Filing Basis:	Site Specific
Pupils Assigned Under 50 Yrs:	K-6: 52	Pupils Assigned Over 50 Yrs:	K-6: 75
	7-8:		7-8:
	9-12:		9-12:
	Non-Severe:		Non-Severe:
	Severe:		Severe:
Financial Hardship Requested:	No	Recommended Acres:	7.6
Alternative Education School:	No	Existing Acres:	6.6

ADJUSTED GRANT DATA

Modernization Grant - Under 50 Yrs	\$ 193,076.00
Modernization Grant - Over 50 Yrs	386,775.00
Fire Detection Alarm	15,113.00
Small Size Project	23,194.00
Accessibility/Fire Code Req.	17,396.00
Total State Share (60%)	635,554.00
District Share (40%)	423,703.00
Total Project Cost	\$ 1,059,257.00

PROJECT FINANCING

<u>State Share</u>	
This Project	\$ 635,554.00
<u>District Share</u>	
Cash Contribution	423,703.00
Financial Hardship	
Total Project Cost	\$ 1,059,257.00

HISTORY OF PROJECT COST AND APPORTIONMENT

	Fund Code	Proposition	Previously Authorized	Authorized This Action	Unfunded Approval This Action
<u>State Share</u>					
Modernization/Additional Grant	112-012		\$ 635,554.00	\$ (635,554.00)	
Modernization/Additional Grant	951-570	51		635,554.00	\$ 635,554.00
<u>District Share</u>					
Cash Contribution			423,703.00		
Total			\$ 1,059,257.00	\$ 0.00	\$ 635,554.00

Funding Source: Proposition 51 Bonds/2016-Nov.

Pursuant to the Board's action on March 11, 2009, this application has been approved and placed on the Unfunded List. This approval does not constitute a guarantee or commitment of future State funding.

The school district is responsible for ensuring the project is compliant with all Prevailing Wage Monitoring and/or Labor Compliance Program requirements at the time construction contracts were executed and/or construction commenced.

The District shall ensure that it is in compliance with all applicable laws, regulations and certifications it made on the program forms.

SCHOOL DISTRICT DATA

Application No: 57/69641-00-030 School District: Palo Alto Unified	County: Santa Clara School Name: Terman Middle
---	---

PROJECT DATA

Type of Project: Middle School Pupils Assigned Over 50 Years: K-6: 7-8: 121 9-12: Non-Severe: Severe:	Application Filing Basis: Site Specific Financial Hardship Requested: No Alternative Education School: No	Recommended Acres: 11.9 Existing Acres: 12.2
--	--	---

ADJUSTED GRANT DATA

Modernization Grant - Over 50 Yrs	\$ 660,176.00
Fire Detection Alarm	14,399.00
Small Size Project	26,407.00
Accessibility/Fire Code Req.	19,805.00
Total State Share (60%)	720,787.00
District Share (40%)	480,525.00
Total Project Cost	\$ 1,201,312.00

PROJECT FINANCING

State Share	
This Project	\$ 720,787.00
District Share	
Cash Contribution	480,525.00
Financial Hardship	
Total Project Cost	\$ 1,201,312.00

HISTORY OF PROJECT COST AND APPORTIONMENT

	Fund Code	Proposition	Previously Authorized	Authorized This Action	Unfunded Approval This Action
State Share					
Modernization/Additional Grant	112-012		\$ 720,787.00	\$ (720,787.00)	
Modernization/Additional Grant	951-570	51		720,787.00	\$ 720,787.00
District Share					
Cash Contribution			480,525.00		
Total			\$ 1,201,312.00	\$ 0.00	\$ 720,787.00

Funding Source: Proposition 51 Bonds/2016-Nov.

Pursuant to the Board's action on March 11, 2009, this application has been approved and placed on the Unfunded List. This approval does not constitute a guarantee or commitment of future State funding.

The school district is responsible for ensuring the project is compliant with all Prevailing Wage Monitoring and/or Labor Compliance Program requirements at the time construction contracts were executed and/or construction commenced.

The District shall ensure that it is in compliance with all applicable laws, regulations and certifications it made on the program forms.

SCHOOL DISTRICT DATA

Application No: 50/61804-01-001
 School District: San Ramon Valley Unified
 High School Attendance Area: California

County: Contra Costa
 School Name: Twin Creeks Elementary

PROJECT DATA

Type of Project: Elementary School
 K-6: 50
 7-8:
 9-12:
 Non-Severe:
 Severe:
 Application Filing Basis: High School Attendance Area
 Number of Classrooms: 2
 Master Acres: 12.1
 Existing Acres: 9.8
 Proposed Acres:
 Recommended Acres: 10.2
 Facility Hardship (a): No
 Financial Hardship Requested: No
 Alternative Education School: No
 Addition to Existing Site: Yes

ADJUSTED GRANT DATA

New Construction Grant	\$	487,550.00
Fire Detection Alarm		550.00
Service Site		44,978.00
Utilities		20,640.00
Small Size Project		58,506.00
Total State Share (50%)		<u>612,224.00</u>
District Share (50%)		<u>612,224.00</u>
Total Project Cost	\$	<u>1,224,448.00</u>

PROJECT FINANCING

State Share
 This Project \$ 612,224.00
District Share
 Cash Contribution 612,224.00
 Financial Hardship
 Total Project Cost \$ 1,224,448.00

HISTORY OF PROJECT COST AND APPORTIONMENT

	Fund Code	Proposition	Previously Authorized	Authorized This Action	Unfunded Approval This Action
<u>State Share</u>					
New Construction/Add. Grant	112-012		\$ 612,224.00	\$ (612,224.00)	
New Construction/Add. Grant	951-500	51		612,224.00	\$ 612,224.00
<u>District Share</u>					
Cash Contribution			612,224.00		
Total			\$ <u>1,224,448.00</u>	\$ <u>0.00</u>	\$ <u>612,224.00</u>

Funding Source: Proposition 51 Bonds/2016-Nov.

Pursuant to the Board's action on March 11, 2009, this application has been approved and placed on the Unfunded List. This approval does not constitute a guarantee or commitment of future State funding.

The school district is responsible for ensuring the project is compliant with all Prevailing Wage Monitoring and/or Labor Compliance Program requirements at the time construction contracts were executed and/or construction commenced.

The District shall ensure that it is in compliance with all applicable laws, regulations and certifications it made on the program forms.

SCHOOL DISTRICT DATA

Application No: 57/61804-00-021 School District: San Ramon Valley Unified	County: Contra Costa School Name: Los Cerros Middle
--	--

PROJECT DATA

Type of Project: Middle School Pupils Assigned Under 50 Yrs:	K-6: 7-8: 111 9-12: Non-Severe: 3 Severe:	Application Filing Basis: Site Specific Recommended Acres: 11.9 Existing Acres: 19.11	
Financial Hardship Requested: No Alternative Education School: No			

ADJUSTED GRANT DATA

Modernization Grant - Under 50 Yrs	\$ 459,750.00
Fire Detection Alarm	13,878.00
Small Size Project	18,390.00
Accessibility/Fire Code Req.	13,793.00
Total State Share (60%)	505,811.00
District Share (40%)	337,207.00
Total Project Cost	\$ 843,018.00

PROJECT FINANCING

State Share	
This Project District Share Cash Contribution Financial Hardship	\$ 505,811.00 337,207.00 \$ 843,018.00
Total Project Cost	\$ 843,018.00

HISTORY OF PROJECT COST AND APPORTIONMENT

	Fund Code	Proposition	Previously Authorized	Authorized This Action	Unfunded Approval This Action
State Share					
Modernization/Additional Grant	112-012		\$ 505,811.00	\$ (505,811.00)	
Modernization/Additional Grant	951-570	51		505,811.00	\$ 505,811.00
District Share					
Cash Contribution			337,207.00		
Total			\$ 843,018.00	\$ 0.00	\$ 505,811.00

Funding Source: Proposition 51 Bonds/2016-Nov.

Pursuant to the Board's action on March 11, 2009, this application has been approved and placed on the Unfunded List. This approval does not constitute a guarantee or commitment of future State funding.

The school district is responsible for ensuring the project is compliant with all Prevailing Wage Monitoring and/or Labor Compliance Program requirements at the time construction contracts were executed and/or construction commenced.

The District shall ensure that it is in compliance with all applicable laws, regulations and certifications it made on the program forms.

SCHOOL DISTRICT DATA

Application No: 57/61804-00-022	County: Contra Costa
School District: San Ramon Valley Unified	School Name: Twin Creeks Elementary

PROJECT DATA

Type of Project: Elementary School	Application Filing Basis: Site Specific
Pupils Assigned Under 50 Yrs:	
K-6: 352	
7-8:	
9-12:	
Non-Severe:	
Severe: 16	
Financial Hardship Requested: No	Recommended Acres: 10.2
Alternative Education School: No	Existing Acres: 9.8

ADJUSTED GRANT DATA

Modernization Grant - Under 50 Yrs	\$ 1,496,240.00
Fire Detection Alarm	47,200.00
Accessibility/Fire Code Req.	44,887.00
Total State Share (60%)	1,588,327.00
District Share (40%)	1,058,885.00
Total Project Cost	\$ 2,647,212.00

PROJECT FINANCING

State Share	
This Project	\$ 1,588,327.00
District Share	
Cash Contribution	1,058,885.00
Financial Hardship	
Total Project Cost	\$ 2,647,212.00

HISTORY OF PROJECT COST AND APPORTIONMENT

	Fund Code	Proposition	Previously Authorized	Authorized This Action	Unfunded Approval This Action
State Share					
Modernization/Additional Grant	112-012		\$ 1,588,327.00	\$ (1,588,327.00)	
Modernization/Additional Grant	951-570	51		1,588,327.00	\$ 1,588,327.00
District Share					
Cash Contribution			1,058,885.00		
Total			\$ 2,647,212.00	\$ 0.00	\$ 1,588,327.00

Funding Source: Proposition 51 Bonds/2016-Nov.

Pursuant to the Board's action on March 11, 2009, this application has been approved and placed on the Unfunded List. This approval does not constitute a guarantee or commitment of future State funding.

The school district is responsible for ensuring the project is compliant with all Prevailing Wage Monitoring and/or Labor Compliance Program requirements at the time construction contracts were executed and/or construction commenced.

The District shall ensure that it is in compliance with all applicable laws, regulations and certifications it made on the program forms.

SCHOOL DISTRICT DATA

Application No: 57/64352-00-006 School District: Centinela Valley Union High	County: Los Angeles School Name: Lawndale High
---	---

PROJECT DATA

Type of Project:	High School	Application Filing Basis:	Site Specific
Pupils Assigned Under 50 Yrs:	K-6:		
	7-8:		
	9-12:	999	
	Non-Severe:	74	
	Severe:	18	
Financial Hardship Requested:	No	Recommended Acres:	51.8
Alternative Education School:	No	Existing Acres:	29.63

ADJUSTED GRANT DATA

Modernization Grant - Under 50 Yrs	\$ 5,934,417.00
Fire Detection Alarm	141,359.00
Prevailing Wage Monitoring	10,799.00
Urban/Security/Impacted Site	945,495.00
Accessibility/Fire Code Req.	178,033.00
Total State Share (60%)	7,210,103.00
District Share (40%)	4,806,735.00
Total Project Cost	\$ 12,016,838.00

PROJECT FINANCING

<u>State Share</u>	
This Project	\$ 7,210,103.00
<u>District Share</u>	
Cash Contribution	4,806,735.00
Financial Hardship	
Total Project Cost	\$ 12,016,838.00

HISTORY OF PROJECT COST AND APPORTIONMENT

	Fund Code	Proposition	Previously Authorized	Authorized This Action	Unfunded Approval This Action
<u>State Share</u>					
Modernization/Additional Grant	112-012		\$ 7,210,103.00	\$ (7,210,103.00)	
Modernization/Additional Grant	951-570	51		7,210,103.00	\$ 7,210,103.00
<u>District Share</u>					
Cash Contribution			4,806,735.00		
Total			\$ 12,016,838.00	\$ 0.00	\$ 7,210,103.00

Funding Source: Proposition 51 Bonds/2016-Nov.

Pursuant to the Board's action on March 11, 2009, this application has been approved and placed on the Unfunded List. This approval does not constitute a guarantee or commitment of future State funding.

The school district is responsible for ensuring the project is compliant with all Prevailing Wage Monitoring and/or Labor Compliance Program requirements at the time construction contracts were executed and/or construction commenced.

The District shall ensure that it is in compliance with all applicable laws, regulations and certifications it made on the program forms.

SCHOOL DISTRICT DATA

Application No: 50/64865-00-006
School District: Palos Verdes Peninsula Unified

County: Los Angeles
School Name: Palos Verdes High

PROJECT DATA

Type of Project: High School
K-6:
7-8:
9-12: 73
Non-Severe:
Severe:
Application Filing Basis: District Wide
Number of Classrooms: 4
Master Acres: 49.6
Existing Acres: 30
Proposed Acres:
Recommended Acres: 49.6
Facility Hardship (a): No
Financial Hardship Requested: No
Alternative Education School: No
Addition to Existing Site: Yes

ADJUSTED GRANT DATA

New Construction Grant	\$	957,687.00
Fire Detection Alarm		1,898.00
Prevailing Wage Monitoring		1,247.00
Small Size Project		38,307.00
Total State Share (50%)		999,139.00
District Share (50%)		999,139.00
Total Project Cost	\$	1,998,278.00

PROJECT FINANCING

State Share
This Project \$ 999,139.00
District Share
Cash Contribution 999,139.00
Financial Hardship
Total Project Cost \$ 1,998,278.00

HISTORY OF PROJECT COST AND APPORTIONMENT

	Fund Code	Proposition	Previously Authorized	Authorized This Action	Unfunded Approval This Action
State Share					
New Construction/Add. Grant	112-012		\$ 999,139.00	\$ (999,139.00)	
New Construction/Add. Grant	951-500	51		999,139.00	\$ 999,139.00
District Share					
Cash Contribution			999,139.00		
Total			<u>\$ 1,998,278.00</u>	<u>\$ 0.00</u>	<u>\$ 999,139.00</u>

Funding Source: Proposition 51 Bonds/2016-Nov.

Pursuant to the Board's action on March 11, 2009, this application has been approved and placed on the Unfunded List. This approval does not constitute a guarantee or commitment of future State funding.

The school district is responsible for ensuring the project is compliant with all Prevailing Wage Monitoring and/or Labor Compliance Program requirements at the time construction contracts were executed and/or construction commenced.

The District shall ensure that it is in compliance with all applicable laws, regulations and certifications it made on the program forms.

SCHOOL DISTRICT DATA

Application No: 57/64865-00-025 County: Los Angeles
 School District: Palos Verdes Peninsula Unified School Name: Palos Verdes High

PROJECT DATA

Type of Project:	High School	Application Filing Basis:	Site Specific
Pupils Assigned Under 50 Yrs:	K-6:	Pupils Assigned Over 50 Yrs:	K-6:
	7-8:		7-8:
	9-12:		9-12: 248
	Non-Severe:		Non-Severe:
	Severe:		Severe:
Financial Hardship Requested:	No	Recommended Acres:	47
Alternative Education School:	No	Existing Acres:	30

ADJUSTED GRANT DATA

Modernization Grant - Over 50 Yrs	\$ 1,771,216.00
Fire Detection Alarm	29,512.00
Prevailing Wage Monitoring	2,781.00
Accessibility/Fire Code Req.	53,136.00
Total State Share (60%)	1,856,645.00
District Share (40%)	1,237,763.00
Total Project Cost	\$ 3,094,408.00

PROJECT FINANCING

<u>State Share</u>	
This Project	\$ 1,856,645.00
<u>District Share</u>	
Cash Contribution	1,237,763.00
Financial Hardship	
Total Project Cost	\$ 3,094,408.00

HISTORY OF PROJECT COST AND APPORTIONMENT

	Fund Code	Proposition	Previously Authorized	Authorized This Action	Unfunded Approval This Action
<u>State Share</u>					
Modernization/Additional Grant	112-012		\$ 1,856,645.00	\$ (1,856,645.00)	
Modernization/Additional Grant	951-570	51		1,856,645.00	\$ 1,856,645.00
<u>District Share</u>					
Cash Contribution			1,237,763.00		
Total			\$ 3,094,408.00	\$ 0.00	\$ 1,856,645.00

Funding Source: Proposition 51 Bonds/2016-Nov.

Pursuant to the Board's action on March 11, 2009, this application has been approved and placed on the Unfunded List. This approval does not constitute a guarantee or commitment of future State funding.

The school district is responsible for ensuring the project is compliant with all Prevailing Wage Monitoring and/or Labor Compliance Program requirements at the time construction contracts were executed and/or construction commenced.

The District shall ensure that it is in compliance with all applicable laws, regulations and certifications it made on the program forms.

SCHOOL DISTRICT DATA

Application No: 57/75341-00-021 School District: Redondo Beach Unified	County: Los Angeles School Name: Tulita Elementary
---	---

PROJECT DATA

Type of Project: Elementary School Pupils Assigned Under 50 Yrs: K-6: 7-8: 9-12: Non-Severe: Severe: Financial Hardship Requested: No Alternative Education School: No	Application Filing Basis: Site Specific Pupils Assigned Over 50 Yrs: K-6: 30 7-8: 9-12: Non-Severe: Severe: 11 Recommended Acres: 9.9 Existing Acres: 7.6
---	--

ADJUSTED GRANT DATA

Modernization Grant - Over 50 Yrs	\$	335,517.00
Fire Detection Alarm		7,222.00
Small Size Project		40,262.00
Accessibility/Fire Code Req.		10,066.00
Total State Share (60%)		393,067.00
District Share (40%)		262,045.00
Total Project Cost	\$	655,112.00

PROJECT FINANCING

<u>State Share</u>		
This Project	\$	393,067.00
<u>District Share</u>		
Cash Contribution		262,045.00
Total Project Cost	\$	655,112.00

HISTORY OF PROJECT COST AND APPORTIONMENT

	Fund Code	Proposition		Previously Authorized		Authorized This Action		Unfunded Approval This Action
<u>State Share</u>								
Modernization/Additional Grant	112-012		\$	393,067.00	\$	(393,067.00)		
Modernization/Additional Grant	951-570	51				393,067.00	\$	393,067.00
<u>District Share</u>								
Cash Contribution				262,045.00				
Total			\$	655,112.00	\$	0.00	\$	393,067.00

Funding Source: Proposition 51 Bonds/2016-Nov.

Pursuant to the Board's action on March 11, 2009, this application has been approved and placed on the Unfunded List. This approval does not constitute a guarantee or commitment of future State funding.

The school district is responsible for ensuring the project is compliant with all Prevailing Wage Monitoring and/or Labor Compliance Program requirements at the time construction contracts were executed and/or construction commenced.

The District shall ensure that it is in compliance with all applicable laws, regulations and certifications it made on the program forms.

SCHOOL DISTRICT DATA

Application No: 57/75341-00-022 County: Los Angeles
 School District: Redondo Beach Unified School Name: Beryl Heights Elementary

PROJECT DATA

Type of Project:	Elementary School	Application Filing Basis:	Site Specific
Pupils Assigned Under 50 Yrs:	K-6:	Pupils Assigned Over 50 Yrs:	K-6: 81
	7-8:		7-8:
	9-12:		9-12:
	Non-Severe:		Non-Severe:
	Severe:		Severe:
Financial Hardship Requested:	No	Recommended Acres:	9.9
Alternative Education School:	No	Existing Acres:	7.3

ADJUSTED GRANT DATA

Modernization Grant - Over 50 Yrs	\$ 417,717.00
Fire Detection Alarm	9,639.00
Small Size Project	50,126.00
Accessibility/Fire Code Req.	12,532.00
Total State Share (60%)	490,014.00
District Share (40%)	326,676.00
Total Project Cost	<u>\$ 816,690.00</u>

PROJECT FINANCING

<u>State Share</u>	
This Project	\$ 490,014.00
<u>District Share</u>	
Cash Contribution	326,676.00
Financial Hardship	
Total Project Cost	<u>\$ 816,690.00</u>

HISTORY OF PROJECT COST AND APPORTIONMENT

	Fund Code	Proposition	Previously Authorized	Authorized This Action	Unfunded Approval This Action
<u>State Share</u>					
Modernization/Additional Grant	112-012		\$ 490,014.00	\$ (490,014.00)	
Modernization/Additional Grant	951-570	51		490,014.00	\$ 490,014.00
<u>District Share</u>					
Cash Contribution			326,676.00		
Total			<u>\$ 816,690.00</u>	<u>\$ 0.00</u>	<u>\$ 490,014.00</u>

Funding Source: Proposition 51 Bonds/2016-Nov.

Pursuant to the Board's action on March 11, 2009, this application has been approved and placed on the Unfunded List. This approval does not constitute a guarantee or commitment of future State funding.

The school district is responsible for ensuring the project is compliant with all Prevailing Wage Monitoring and/or Labor Compliance Program requirements at the time construction contracts were executed and/or construction commenced.

The District shall ensure that it is in compliance with all applicable laws, regulations and certifications it made on the program forms.

SCHOOL DISTRICT DATA

Application No: 57/65128-00-021	County: Los Angeles
School District: Whittier Union High	School Name: California High

PROJECT DATA

Type of Project: High School	Application Filing Basis: Site Specific	
Pupils Assigned Under 50 Yrs:	Pupils Assigned Over 50 Yrs:	
K-6:	K-6:	
7-8:	7-8:	
9-12: 15	9-12: 368	
Non-Severe: 1	Non-Severe: 25	
Severe:	Severe:	
Financial Hardship Requested: No	Recommended Acres: 66.1	
Alternative Education School: No	Existing Acres: 58	

ADJUSTED GRANT DATA

Modernization Grant - Under 50 Yrs	\$ 85,029.00
Modernization Grant - Over 50 Yrs	2,903,056.00
Fire Detection Alarm	51,375.00
Site Development	49,248.00
Accessibility/Fire Code Req.	<u>89,643.00</u>
Total State Share (60%)	3,178,351.00
District Share (40%)	<u>2,118,901.00</u>
Total Project Cost	\$ <u>5,297,252.00</u>

PROJECT FINANCING

<u>State Share</u>	
This Project	\$ 3,178,351.00
<u>District Share</u>	
Cash Contribution	2,118,901.00
Financial Hardship	
Total Project Cost	\$ <u>5,297,252.00</u>

HISTORY OF PROJECT COST AND APPORTIONMENT

	Fund Code	Proposition	Previously Authorized	Authorized This Action	Unfunded Approval This Action
<u>State Share</u>					
Modernization/Additional Grant	112-012		\$ 3,178,351.00	\$ (3,178,351.00)	
Modernization/Additional Grant	951-570	51		3,178,351.00	\$ 3,178,351.00
<u>District Share</u>					
Cash Contribution			2,118,901.00		
Total			\$ <u>5,297,252.00</u>	\$ <u>0.00</u>	\$ <u>3,178,351.00</u>

Funding Source: Proposition 51 Bonds/2016-Nov.

Pursuant to the Board's action on March 11, 2009, this application has been approved and placed on the Unfunded List. This approval does not constitute a guarantee or commitment of future State funding.

The school district is responsible for ensuring the project is compliant with all Prevailing Wage Monitoring and/or Labor Compliance Program requirements at the time construction contracts were executed and/or construction commenced.

The District shall ensure that it is in compliance with all applicable laws, regulations and certifications it made on the program forms.

SCHOOL DISTRICT DATA

Application No: 50/73643-00-019
 School District: Tustin Unified

County: Orange
 School Name: Heritage School

PROJECT DATA

Type of Project: Elementary School
 K-6: 525
 7-8:
 9-12:
 Non-Severe:
 Severe:
 Application Filing Basis: District Wide
 Number of Classrooms: 21
 Master Acres: 9.6
 Existing Acres:
 Proposed Acres: 9.99
 Recommended Acres: 9.4
 Facility Hardship (a): No
 Financial Hardship Requested: No
 Alternative Education School: No
 Addition to Existing Site: No

ADJUSTED GRANT DATA

New Construction Grant	\$	5,119,275.00
Fire Detection Alarm		5,775.00
Labor Compliance		33,006.00
Site Acquisition		5,412.00
Service Site		673,452.00
Off-Site		54,752.00
Utilities		39,282.00
Total State Share (50%)		5,930,954.00
District Share (50%)		5,930,954.00
Total Project Cost	\$	11,861,908.00

PROJECT FINANCING

State Share
 This Project \$ 5,930,954.00
District Share
 Cash Contribution 5,930,954.00
 Financial Hardship
 Total Project Cost \$ **11,861,908.00**

HISTORY OF PROJECT COST AND APPORTIONMENT

	Fund Code	Proposition	Previously Authorized	Authorized This Action	Unfunded Approval This Action
<u>State Share</u>					
New Construction/Add. Grant	112-012		\$ 5,930,954.00	\$ (5,930,954.00)	
New Construction/Add. Grant	951-500	51		5,897,948.00	\$ 5,897,948.00
New Construction/Add. Grant	947-500	47		33,006.00	33,006.00
<u>District Share</u>					
Cash Contribution			5,930,954.00		
Total			\$ 11,861,908.00	\$ 0.00	\$ 5,930,954.00

Funding Sources: Proposition 51 Bonds/2016-Nov.; Proposition 47 Bonds/2002-Nov.

Pursuant to the Board's action on March 11, 2009, this application has been approved and placed on the Unfunded List. This approval does not constitute a guarantee or commitment of future State funding.

The school district is responsible for ensuring the project is compliant with all Prevailing Wage Monitoring and/or Labor Compliance Program requirements at the time construction contracts were executed and/or construction commenced.

The District shall ensure that it is in compliance with all applicable laws, regulations and certifications it made on the program forms.

SCHOOL DISTRICT DATA

Application No: 50/68387-00-002
 School District: Solana Beach Elementary

County: San Diego
 School Name: New Elementary #7

PROJECT DATA

Type of Project: Elementary School
 K-6:
 7-8:
 9-12:
 Non-Severe: 3
 Severe: 9
 Application Filing Basis: District Wide
 Number of Classrooms: 34
 Master Acres: 10.5
 Existing Acres:
 Proposed Acres: 10
 Recommended Acres: 10.4
 Facility Hardship (a): No
 Financial Hardship Requested: No
 Alternative Education School: No
 Addition to Existing Site: No

ADJUSTED GRANT DATA

New Construction Grant	\$	301,527.00
Fire Detection Alarm		561.00
Sprinkler System		5,703.00
Prevailing Wage Monitoring		14,435.00
Site Acquisition		10,341,579.00
Service Site		682,891.00
Off-Site		19,037.00
Utilities		19,698.00
General Site		176,927.00
Total State Share (50%)		11,562,358.00
District Share (50%)		11,562,358.00
Total Project Cost	\$	23,124,716.00

PROJECT FINANCING

State Share
 This Project \$ 11,562,358.00
District Share
 Cash Contribution 11,562,358.00
 Financial Hardship
 Total Project Cost \$ 23,124,716.00

HISTORY OF PROJECT COST AND APPORTIONMENT

	Fund Code	Proposition	Previously Authorized	Authorized This Action	Unfunded Approval This Action
<u>State Share</u>					
New Construction/Add. Grant	112-012		\$ 11,562,358.00	\$ (11,562,358.00)	
New Construction/Add. Grant	951-500	51		11,562,358.00	\$ 11,562,358.00
<u>District Share</u>					
Cash Contribution			11,562,358.00		
Total			\$ 23,124,716.00	\$ 0.00	\$ 11,562,358.00

Funding Source: Proposition 51 Bonds/2016-Nov.

Pursuant to the Board's action on March 11, 2009, this application has been approved and placed on the Unfunded List. This approval does not constitute a guarantee or commitment of future State funding.

The school district is responsible for ensuring the project is compliant with all Prevailing Wage Monitoring and/or Labor Compliance Program requirements at the time construction contracts were executed and/or construction commenced.

The District shall ensure that it is in compliance with all applicable laws, regulations and certifications it made on the program forms.

SCHOOL DISTRICT DATA

Application No: 50/76760-00-006
School District: Lammersville Joint Unified

County: San Joaquin
School Name: Altamont Elementary

PROJECT DATA

Type of Project: Elementary School
 K-6: 625
 7-8: 189
 9-12:
 Non-Severe:
 Severe:
Application Filing Basis: District Wide
Number of Classrooms: 37
Master Acres: 19.3
Existing Acres:
Proposed Acres: 16
Recommended Acres: 16.5
Facility Hardship (a): No
Financial Hardship Requested: No
Alternative Education School: No
Addition to Existing Site: No
Core Facilities: Multi-Purpose/Kitchen,
 Library/Media Center,
 Administration, Toilet

ADJUSTED GRANT DATA

New Construction Grant	\$	8,043,343.00
Fire Detection Alarm		10,088.00
Sprinkler System		139,355.00
Prevailing Wage Monitoring		13,503.00
Service Site		1,655,462.00
Off-Site		163,103.00
Utilities		45,746.00
General Site		745,103.00
Total State Share (50%)		10,815,703.00
District Share (50%)		10,815,703.00
Total Project Cost	\$	21,631,406.00

PROJECT FINANCING

State Share	
This Project	\$ 10,815,703.00
District Share	
Cash Contribution	10,815,703.00
Financial Hardship	
Total Project Cost	\$ 21,631,406.00

HISTORY OF PROJECT COST AND APPORTIONMENT

	Fund Code	Proposition	Previously Authorized	Authorized This Action	Unfunded Approval This Action
State Share					
New Construction/Add. Grant	112-012		\$ 10,815,703.00	\$ (10,815,703.00)	
New Construction/Add. Grant	951-500	51		10,815,703.00	\$ 10,815,703.00
District Share					
Cash Contribution			10,815,703.00		
Total			\$ 21,631,406.00	\$ 0.00	\$ 10,815,703.00

Funding Source: Proposition 51 Bonds/2016-Nov.

Pursuant to the Board's action on March 11, 2009, this application has been approved and placed on the Unfunded List. This approval does not constitute a guarantee or commitment of future State funding.

The school district is responsible for ensuring the project is compliant with all Prevailing Wage Monitoring and/or Labor Compliance Program requirements at the time construction contracts were executed and/or construction commenced.

The District shall ensure that it is in compliance with all applicable laws, regulations and certifications it made on the program forms.

SCHOOL DISTRICT DATA

Application No: 57/69450-00-009 County: Santa Clara
 School District: Franklin-McKinley Elementary School Name: Hellyer (G. W.) Elementary

PROJECT DATA

Type of Project: Elementary School Application Filing Basis: Site Specific
 Pupils Assigned Under 50 Yrs: K-6: 125
 7-8:
 9-12:
 Non-Severe:
 Severe:
 Financial Hardship Requested: No Recommended Acres: 9.9
 Alternative Education School: No Existing Acres: 9.1

ADJUSTED GRANT DATA

Modernization Grant - Under 50 Yrs	\$ 464,125.00
Fire Detection Alarm	14,875.00
Small Size Project	18,565.00
Accessibility/Fire Code Req.	13,924.00
Total State Share (60%)	511,489.00
District Share (40%)	340,993.00
Total Project Cost	<u>\$ 852,482.00</u>

PROJECT FINANCING

<u>State Share</u>	
This Project	\$ 511,489.00
<u>District Share</u>	
Cash Contribution	340,993.00
Financial Hardship	
Total Project Cost	<u>\$ 852,482.00</u>

HISTORY OF PROJECT COST AND APPORTIONMENT

	Fund Code	Proposition	Previously Authorized	Authorized This Action	Unfunded Approval This Action
<u>State Share</u>					
Modernization/Additional Grant	112-012		\$ 511,489.00	\$ (511,489.00)	
Modernization/Additional Grant	951-570	51		511,489.00	\$ 511,489.00
<u>District Share</u>					
Cash Contribution			340,993.00		
Total			<u>\$ 852,482.00</u>	<u>\$ 0.00</u>	<u>\$ 511,489.00</u>

Funding Source: Proposition 51 Bonds/2016-Nov.

Pursuant to the Board's action on March 11, 2009, this application has been approved and placed on the Unfunded List. This approval does not constitute a guarantee or commitment of future State funding.

The school district is responsible for ensuring the project is compliant with all Prevailing Wage Monitoring and/or Labor Compliance Program requirements at the time construction contracts were executed and/or construction commenced.

The District shall ensure that it is in compliance with all applicable laws, regulations and certifications it made on the program forms.

SCHOOL DISTRICT DATA

Application No: 57/69484-00-008	County: Santa Clara
School District: Gilroy Unified	School Name: Rucker Elementary

PROJECT DATA

Type of Project: Elementary School	Application Filing Basis: Site Specific
Pupils Assigned Under 50 Yrs: K-6: 177	
7-8:	
9-12:	
Non-Severe:	
Severe:	
Financial Hardship Requested: No	Recommended Acres: 9.6
Alternative Education School: No	Existing Acres: 10

ADJUSTED GRANT DATA

Modernization Grant - Under 50 Yrs	\$ 657,201.00
Fire Detection Alarm	21,063.00
Prevailing Wage Monitoring	1,086.00
Small Size Project	26,288.00
Accessibility/Fire Code Req.	19,716.00
Total State Share (60%)	725,354.00
District Share (40%)	483,569.00
Total Project Cost	\$ 1,208,923.00

PROJECT FINANCING

<u>State Share</u>	
This Project	\$ 725,354.00
<u>District Share</u>	
Cash Contribution	483,569.00
Financial Hardship	
Total Project Cost	\$ 1,208,923.00

HISTORY OF PROJECT COST AND APPORTIONMENT

	Fund Code	Proposition	Previously Authorized	Authorized This Action	Unfunded Approval This Action
<u>State Share</u>					
Modernization/Additional Grant	112-012		\$ 725,354.00	\$ (725,354.00)	
Modernization/Additional Grant	951-570	51		725,354.00	\$ 725,354.00
<u>District Share</u>					
Cash Contribution			483,569.00		
Total			\$ 1,208,923.00	\$ 0.00	\$ 725,354.00

Funding Source: Proposition 51 Bonds/2016-Nov.

Pursuant to the Board's action on March 11, 2009, this application has been approved and placed on the Unfunded List. This approval does not constitute a guarantee or commitment of future State funding.

The school district is responsible for ensuring the project is compliant with all Prevailing Wage Monitoring and/or Labor Compliance Program requirements at the time construction contracts were executed and/or construction commenced.

The District shall ensure that it is in compliance with all applicable laws, regulations and certifications it made on the program forms.

SCHOOL DISTRICT DATA

Application No: 50/64352-02-001
School District: Centinela Valley Union High
High School Attendance Area: Lawndale

County: Los Angeles
School Name: Lawndale High

PROJECT DATA

ADJUSTED GRANT DATA

Type of Project: High School
K-6:
7-8:
9-12: 918
Non-Severe:
Severe:
Application Filing Basis: High School Attendance Area
Number of Classrooms: 34
Master Acres: 54.4
Existing Acres: 29.63
Proposed Acres:
Recommended Acres: 51.8
Facility Hardship (a): No
Financial Hardship Requested: No
Alternative Education School: No
Addition to Existing Site: Yes

New Construction Grant	\$	12,043,242.00
Fire Detection Alarm		23,868.00
Prevailing Wage Monitoring		20,607.00
Multi-Level Constr.	34Crs.	1,445,189.00
Service Site		537,550.00
Off-Site		19,767.00
Utilities		216,094.00
Urban/Security/Impacted Site		<u>2,199,674.00</u>
Total State Share (50%)		16,505,991.00
District Share (50%)		<u>16,505,991.00</u>
Total Project Cost	\$	<u>33,011,982.00</u>

PROJECT FINANCING

<u>State Share</u>	
This Project	\$ 16,505,991.00
<u>District Share</u>	
Cash Contribution	16,505,991.00
Financial Hardship	
Total Project Cost	\$ <u>33,011,982.00</u>

HISTORY OF PROJECT COST AND APPORTIONMENT

	Fund Code	Proposition	Previously Authorized	Authorized This Action	Unfunded Approval This Action
<u>State Share</u>					
New Construction/Add. Grant	112-012		\$ 16,505,991.00	\$ (16,505,991.00)	
New Construction/Add. Grant	951-500	51		16,505,991.00	\$ 16,505,991.00
<u>District Share</u>					
Cash Contribution			<u>16,505,991.00</u>		
Total			\$ <u>33,011,982.00</u>	\$ <u>0.00</u>	\$ <u>16,505,991.00</u>

Funding Source: Proposition 51 Bonds/2016-Nov.

Pursuant to the Board's action on March 11, 2009, this application has been approved and placed on the Unfunded List. This approval does not constitute a guarantee or commitment of future State funding.

The school district is responsible for ensuring the project is compliant with all Prevailing Wage Monitoring and/or Labor Compliance Program requirements at the time construction contracts were executed and/or construction commenced.

The District shall ensure that it is in compliance with all applicable laws, regulations and certifications it made on the program forms.

REPORT OF THE EXECUTIVE OFFICER
State Allocation Board Meeting, April 24, 2017

SCHOOL FACILITY PROGRAM APPLICATIONS RECEIVED BEYOND BOND AUTHORITY LIST

PURPOSE OF REPORT

To present the State Allocation Board (Board) with options to address projects on the Applications Received Beyond Bond Authority List.

DESCRIPTION

At the January 25, 2017 meeting Staff presented information to the Board regarding the status of projects on the Applications Received Beyond Bond Authority List. Pursuant to School Facility Program (SFP) Regulations, these projects have received a minimal review only to ensure that all required documents are included with the project submittal to be considered eligible for placement on the Applications Received Beyond Bond Authority List. The applications are projects for new construction and modernization funding and were submitted on or after November 1, 2012. With the passage of Funding for K-12 School and Community College Facilities 2016 (Proposition 51), Staff is seeking Board direction to address how to proceed with the projects on the list.

AUTHORITY

School Facility Program (SFP) Regulation Section 1859.2. Definitions states:

...

“Applications Received Beyond Bond Authority List” means an informational list of applications submitted to the Office of Public School Construction (OPSC) and presented to the Board. Funding applications placed on this list contain the preliminary grant amounts requested by a district. The OPSC has not determined that the Approved Application(s) are Ready for Apportionment.

...

“Approved Application(s)” means a district has submitted the application and all documents to the Office of Public School Construction that are required to be submitted with the application as identified in the General Information Section of Forms SAB 50-01; SAB 50-02; SAB 50-03; and SAB 50-04, as specified in Section 1859.2.

“Ready for Apportionment” means a final review of an Approved Application has been completed by the OPSC and it has been determined that it meets all requirements of law for an apportionment or eligibility determination, and the OPSC will recommend approval to the Board.

Regulation Section 1859.95.1 (Applications Received When Bond Authority is Unavailable) states in part:

...

- (a) When the Board has Insufficient Bond Authority to apportion the School District’s funding request on the Form SAB 50-04, the following will apply:
 - (1) The Office of Public School Construction (OPSC) will receive and determine if the Form SAB 50-04 is an Approved Application. To be placed on the Applications Received Beyond Bond Authority List, the Approved Application for funding shall be accompanied by a school board resolution, as specified in paragraph (b) of this Section. The OPSC will not determine if the Approved Application is Ready for Apportionment.
 - (2) A School District seeking financial hardship funding will not be required to submit a financial hardship status preapproval request pursuant to Section 1859.81. The OPSC will not process requests for financial hardship status. The School District may continue to submit the Form SAB 50-04 pursuant to (a) (1).

AUTHORITY (cont.)

- (b) A resolution from the governing board of the school district shall be submitted with the Form SAB 50-04 prior to the Approved Application being placed on the Applications Received Beyond Bond Authority List, pursuant to paragraph (a) of this Regulation. A School District’s governing board resolution shall include paragraphs (b)(1) through (b)(5) or, if applying for financial hardship funding, paragraphs (b)(1) through (b)(6).
 - (1) The school board acknowledges that the remaining School Facility Program bond authority is currently exhausted for the funds being requested on this application.
 - (2) The school board acknowledges that the State of California is not expected nor obligated to provide funding for the project and the acceptance of the application does not provide a guarantee of future State funding.
 - (3) The school board acknowledges that any potential future State bond measures for the School Facility Program may not provide funds for the application being submitted.
 - (4) The school board acknowledges that criteria (including, but not limited to, funding, qualifications, and eligibility) under a future State school facilities program may be substantially different than the current School Facility Program. The district’s Approved Application may be returned.
 - (5) The school board acknowledges that they are electing to commence any pre-construction or construction activities at the district’s discretion and that the State is not responsible for any pre-construction or construction activities.
 - (6) The school board acknowledges that, if bond authority becomes available for the Board to provide funding for the submitted application, the School District must apply for financial hardship status.
- (c) The OPSC will continue to receive and determine if the Forms SAB 50-01, 50-02, and 50-03 are Approved Applications. The OPSC will not determine if the Approved Application is Ready for Apportionment. This Regulation Section does not constitute notification from the Board pursuant to Government Code Section 65995.5(b)(1).

BACKGROUND

In September 2012 the Board took action to approve, on an emergency basis, regulatory amendments to establish Regulation Section 1859.95.1, which allowed OPSC to accept eligibility and funding applications when bond authority is exhausted, without fully processing them. These regulations created the “Applications Received Beyond Bond Authority List”. This list is presented to the Board for acknowledgment, but not approval. The total number of applications and requested grants amounts are as follows:

Applications Received Beyond Bond Authority List		
Program	Funding Applications	Total Requested Grant Amount
New Construction	280	\$1,526,332,061
Modernization	439	\$791,907,595

Prior to the approval of these regulations, the following actions occurred:

September 2011

The Board established a sub-committee to consider the future of the SFP. In particular, Board members wished to discuss how to address the diminishing New Construction bond authority until the next potential school facilities bond could be placed on the ballot.

February 2012

The Sub-committee recommended that once the existing new construction bond authority was exhausted, the Board should continue to accept applications and develop a method for tracking the projects.

(Continued on Page Three)

BACKGROUND (cont.)

The Board expressed concerns that the use of an Unfunded List (Lack of Authority) could create a liability for the State. Additionally, the Board was concerned about how program changes included in a future voter approved facilities bond could impact current funding applications on the lists. The Board directed Staff to discuss these issues at a public meeting seeking stakeholder input (Implementation Committee).

August 2012

The Board considered four options that were discussed by stakeholders on how to handle projects once bond authority was exhausted. Most stakeholders expressed a preference for OPSC to continue the existing practice of accepting and processing funding applications for full review and presentation to the Board once bond authority was exhausted, as specified in SFP Regulation Section 1859.95, for the following reasons:

- Board approval provides project validation and a final grant amount
- Keeps SFP active until a future bond is passed
- Would provide the opportunity for faster apportionments as projects could be transferred (without Board approval) to the Unfunded List (Lack of AB 55 Loans) once authority becomes available
- Indicates need for a future bond

However, the Board did not choose this option. Board members expressed a desire to stop processing applications for which there was no bond authority, maintain the option for changes to the program in the future, and yet still allow districts to submit projects (with certain conditions attached). Board members chose to have Staff return with regulations to develop and implement a new system where applications would be accepted by OPSC but not processed. A list of applications in date order received, with unverified grant amounts as requested by the school districts would be kept and acknowledged by the Board as part of the agenda. The Board further directed that the applications submitted for placement on this list must include a school board resolution including the following concepts:

- The school district understands that bond authority is exhausted,
- That there is no guarantee of program eligibility or program funding,
- Acceptance of the application does not provide a guarantee of future funding,
- That program criteria may change, and
- That the application may be returned

September 2012

Staff presented proposed regulations to the Board to establish SFP Regulation Section 1859.95.1 which outlined the new process for accepting applications when bond authority was exhausted and created the Applications Received Beyond Bond Authority List. The Board approved the regulations and authorized staff to file the regulations with the Office of Administrative Law on an emergency basis.

In **November 2016**, voters approved Funding for Proposition 51 with \$3 billion in bond authority available for new construction and \$3 billion available for modernization.

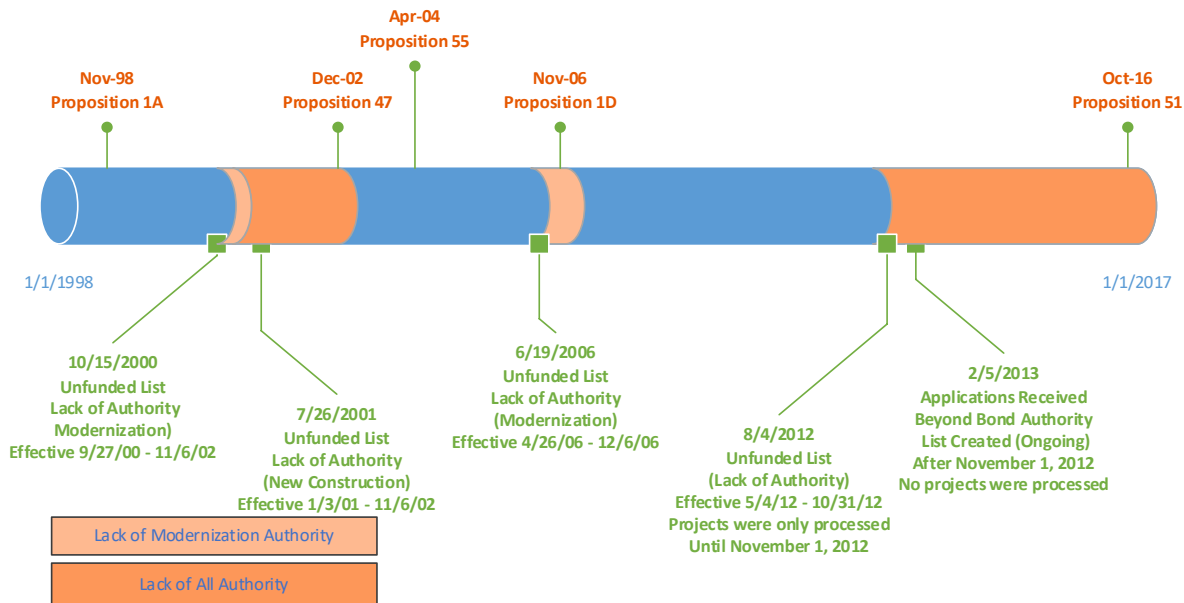
STAFF ANALYSIS/STATEMENTS

Staff is seeking Board direction on how to proceed with the projects on the Applications Received Beyond Bond Authority List.

The regulations establishing this list were created during a time when there was a large degree of uncertainty surrounding a future program and bond. Prior to the creation of these regulations, in the past

STAFF ANALYSIS/STATEMENTS (cont.)

when SFP bond authority had been exhausted, an unfunded list was created and then funded in date order once new bond proceeds became available. However, at the time that bond authority was near depletion for the SFP and prior to the passage of Proposition 51, Board members clearly indicated a desire to have options and a process in place should there be any future bond funding initiative that is approved by the voters. The circumstances were somewhat different than in previous times of dwindling bond authority, as the timeframe between when bond authority was exhausted and when a new bond was planned was considerably longer than it had been before. The graphic below illustrates how long the current unfunded lists have been active as compared to other times when the SFP was out of authority.



Discussion at the Board in 2012 was also held in the context that there potentially are broader changes to a new program that would be part of a future bond initiative. However, it was not until 2016 when Proposition 51 was ultimately passed.

As a result, Staff believes it is prudent to raise the issue of how to proceed with these applications in order to honor the Board’s intent in deliberately discontinuing the past practice of creating an unfunded list of fully processed applications that would be grandfathered in with the passage of a bond initiative. However, the SFP was continued in its current format with the passage of Proposition 51.

Due to the length of time that bond authority was exhausted and projects have been on the Applications Received Beyond Bond Authority List, it’s critical to highlight the following:

Potential Inequities for Projects Not Already on the List – Some Districts Did Not Opt To Submit Projects

As discussed previously, when the Applications Received Beyond Bond Authority List was created there was a large amount of uncertainty surrounding the future of the SFP. Districts didn’t know if there would be a future bond, or when and if that would include a change with the potential creation of a new program. There was no guarantee of a future program, and districts even needed to submit a school board resolution acknowledging this. While many districts did continue to submit applications knowing the uncertainties, it is

STAFF ANALYSIS/STATEMENTS (cont.)

likely that others waited until more was known about the future of the program to submit their applications. Preparing an application requires district resources (both time and money) and not all districts were in a position to submit applications that included a project design approved by the Division of State Architect (DSA) and the California Department of Education (CDE), plus any other agencies such as the Department of Toxic Substances Control, if the outcome of the program was uncertain.

Currently, approximately \$2.32 billion that represent 719 funding requests in 238 unique school districts have been submitted. If the current list is processed in date order received, districts that waited until Proposition 51 passed may now be at a disadvantage due to the uncertainty that existed while the list was being compiled. In addition, there are also districts that may be seeking financial hardship assistance and may not had the means to submit designs to the DSA due to a lack of local resources.

Outdated Program Eligibility – Enrollment Change

OPSC has been adding projects to the Applications Received Beyond Bond Authority List since November 1, 2012. If a district submitted an eligibility establishment or update to accompany their funding application, with the exception of those submitted between November 2016 and now, the eligibility information is not current.

There are multiple factors that may have an impact on a district's eligibility including enrollment or classroom inventory fluctuation, or additional buildings that may have come of age for modernization. All of these factors could have a significant impact on the amount of funding a district is eligible for.

New Construction

SFP new construction eligibility is based on enrollment projections. Enrollment projections are used primarily because of the length of time it takes to build a school, so that it can be built in anticipation of projected enrollment growth. Per SFP regulations, all new construction projects must be justified by a current enrollment projection in the same enrollment reporting year in which the application for funding is made. In the process of justifying project eligibility in later years, some districts may show a decline in their projection. Others may have added classroom capacity with local funds that would decrease the amount of unhoused pupils in the district, thus reducing the need for new classrooms.

Modernization

SFP modernization eligibility is based on the age of the school buildings and is site specific. Permanent school buildings become eligible for modernization funding 25 years from when the age of the building is established. Portable school buildings become eligible 20 years from when the age is established. The age of the buildings is defined as 12 months after the plans for the buildings was approved by DSA. While modernization eligibility is not reduced (with limited exceptions), there may be some sites where enrollment increased or more buildings became of age while the site was on the Applications Received Beyond Bond Authority List. Regulations require that if a district would like to increase its funding request to take advantage of additional eligibility due to enrollment increases or facilities coming of age, the project would need to be withdrawn and resubmitted with the increased funding request per SFP regulations.

(Continued on Page Six)

STAFF ANALYSIS/STATEMENTS (cont.)

State Agency Approvals – Expired

Currently there are seven new construction and 15 modernization projects on the Applications Received Beyond Bond Authority List that may not have a valid Division of the State Architect (DSA) plan approval, and an unknown number of projects that may need an updated California Department of Education (CDE) approval. Education Code Sections 17072.30 and 17070.50 require DSA and CDE approval before the Board can make an Apportionment for the project, and SFP regulations further require that all required approvals must be updated, otherwise the project does not meet the criteria for funding regardless how the Board chooses to proceed with the list. DSA approval is also required by statute before a district lets a contract for the construction project.

Locally Funded Projects – New construction built and occupied

Due to the length of time that projects have remained on the Applications Received Beyond Bond Authority List, some of the projects may have been completed and occupied. While this is not an issue for Modernization projects, per SFP Regulation 1859.70, New Construction projects that are occupied prior to the OPSC application received date are not eligible to seek New Construction funding. Without using the date of submittal to the Applications Received Beyond Bond Authority List some of these projects would now be ineligible to apply to the program.

In addition, some of the new construction projects may have been eligible at the time of submittal to the Applications Received Beyond Bond Authority List, but if the most current 2016/2017 eligibility was used, the project that was built may qualify for a lesser amount of funding, or possibly no funding at all.

The Board may wish to consider whether there is a desire to enable these projects to continue to access the SFP at this time. As part of submitting an application when bond authority was not available, districts acknowledged that bond authority was not guaranteed, but bond authority was in fact replenished in the SFP with the passage of Proposition 51.

However, there is also the position that the bond authority in Proposition 51 is limited, and that districts that moved forward using local funds do not need matching funds from the state.

Approved Application Status and Received Date

While there are concerns that have come about due to the length of time that the projects have been on the Applications Received beyond Bond Authority List, the Board may want to consider that with past unfunded lists SFP applications were typically processed according to the regulations in effect at the time the application was submitted to OPSC.

SFP Regulation Section 1859.107 states in part, “A funding application...submitted to the OPSC that has not received an approval will receive funding under the provisions of the regulations that were in effect when the application was submitted to the OPSC...” The SFP definitions state that “Approved Application(s)” means a district has submitted the application and all documents to the Office of Public School Construction that are required to be submitted with the application as identified in the General Information Section of Forms SAB 50-01; SAB 50-02; SAB 50-03; and SAB 50-04, as specified in Section 1859.2.” Projects on the Applications Received beyond Bond Authority List have a status of Approved Application that corresponds to the date the application was submitted.

(Continued on Page Seven)

STAFF ANALYSIS/STATEMENTS (cont.)

Historically, OPSC has processed applications based on the eligibility information that was current for the date that the district was declared an Approved Application (received date). For example, if the eligibility was sufficient to fund a new construction request based on a 2009/2010 received date, but the 2010/2011 eligibility would be less, districts were not asked to reduce a funding request still being processed in 2010/2011 because the original eligibility was valid at the time of application submittal. In addition, other program requirements rely on the Approved Application status. For example, districts must submit an Approved Application prior to occupying facilities in order to be eligible for new construction funding. Approved Application date is also used in determining the order of funding when bond authority is available.

The regulations for accepting applications after bond authority was exhausted did not specifically outline what would happen to the Approved Application status of these projects if the SFP continued in its current form. This allows the Board flexibility in deciding on how to move forward with the applications.

BOARD OPTIONS

How to Move Forward With the Projects Already Submitted

Based on the Board's past desire to keep options open for how to address these projects if future funding became available, the Board appears to be within its authority to return all applications and require school districts to re-submit. By doing this, the issues of eligibility, occupancy, and state agency approvals would be resolved naturally based on the requirements of the SFP Regulations. However, this would mean that some new construction projects would no longer qualify for program funding, or for the same level of program funding that would have resulted from the original received date. This also would not necessarily solve the equity issue of districts that were not previously on the list. It is true that those districts that had not submitted previously have now had 5 months since the passage of Proposition 51 to prepare an application, however, if all applications come in immediately once the Board allows districts to re-submit, which is highly likely, then it will be necessary to prioritize the large volume of applications that will be received in the first few days. This may not result in any meaningful change to the order in which applications are processed, and is not necessarily more equitable.

For all options on processing applications in the future, Staff would like to highlight two additional related topics:

Grant Agreements and Local Audit Requirements

As part of this agenda, there is also an item for the Board's consideration that would adopt grant agreements for all projects. Grant agreements can generally clarify expectations by providing a better understanding between all parties about their rights and responsibilities at the very beginning and throughout the life of a project. By incorporating grant agreements into the SFP it will address oversight issues identified in the August 2016 Office of State Audits and Evaluations report and will assist in our obligation to uphold fiduciary responsibility to taxpayers and stakeholders and ensure that every project has a closeout audit performed by an independent auditor.

As stated in the prior item, OPSC believes that grant agreements should be in place prior to a district receiving an approval for placement on the Unfunded List (Lack of AB 55 Loans).

(Continued on Page Eight)

BOARD OPTIONS (cont.)

In addition, there is proposed trailer bill language (Section 19 of the 2017-18 Governor's Budget omnibus education trailer bill) that would require that audits of SFP projects be done as part of a school district's annual audit. As this change would be statutory, OPSC believes that projects on the Applications Received Beyond Bond Authority List that are considered for placement on the Unfunded List (Lack of AB 55 Loans) and a future Apportionment will be subject to those requirements if approved by the legislature.

When bond authority has been exhausted in the past, applications were processed and placed on an unfunded list, and then given apportionments once new bond authority was approved by the voters. The main difference Staff realizes in comparing prior unfunded lists to the current Applications Received Beyond Bond Authority List is that it was always assumed that another funding source was coming shortly after the prior unfunded lists were created and the structure of the program was assumed to be largely similar. Whereas, when the current lists were created there was a large amount of uncertainty if there would be a new bond or if the program would remain the same. Now that it is known the SFP is remaining largely the same and there is available bond authority from Proposition 51, the Board may wish to consider processing applications in date order received as it has done previously.

Staff has prepared three options for addressing projects on the Applications Beyond Bond Authority List for the Board's consideration.

Option 1:

Process Applications in Date Order Received, Use Regulations in Place at the Time of Submittal, Require New Construction Eligibility Updates to Justify New Construction Funding and Grant Agreements

In this Option, the Board would move the applications from the Applications Received Beyond Bond Authority List to the standard OPSC Workload List and direct Staff to begin processing with bond authority made available by Proposition 51.

The applications would be processed in date order received based on the submittal date for placement on the Applications Received Beyond Bond Authority List. Applications would be processed based on the regulations in effect at the time of submittal with one exception.

Districts requesting new construction funding would be required to submit new construction eligibility updates for the enrollment year in which the application was processed by OPSC. This would ensure that bond funds are provided only to projects for which there is a need for additional classrooms or schools. Staff believes that it is prudent to ensure that bond funds are spent appropriately. While this may result in some projects being ineligible, it will also prevent bond funding being awarded to projects that are unnecessary.

Considerations:

- The Board should require Grant Agreements to ensure program accountability.
- This ensures that planned new construction was necessary in the year in which the Board approves the project.
- The requirements of the SFP did not change with the passage of Proposition 51 so there may not be a need to change the procedures for processing applications.
- This option maintains most provisions of the SFP that districts were expecting at the time that projects were planned and submitted to OPSC (with the exception of new construction eligibility).
- Some districts may not qualify at all based on current new construction eligibility.

BOARD OPTIONS (cont.)

- Some districts may qualify for fewer pupil grants based on current new construction eligibility than the eligibility submitted at the time of the funding application.
- Some districts that do not qualify or qualify for fewer pupil grants of new construction funding may have already built the school or classrooms with local funds.
- New construction eligibility is based on a projection. Districts are not typically asked to re-justify the eligibility after a school is built.
- This may require a regulation change to address projects that are submitted in the future as well. OPSC may not be able to process the applications that are received in the future in the same year in which the eligibility is considered current. To ensure equity moving forward, this may need to be an ongoing change to program requirements.

Option 2:

Process Applications in Date Order Received, Use Regulations in Place at the Time of Submittal and require Grant Agreements

In this Option, the Board would move the applications from the Applications Received Beyond Bond Authority List to the standard OPSC Workload List and direct Staff to begin processing with bond authority made available by Proposition 51.

The applications would be processed in date order received based on the submittal date for placement on the Applications Received Beyond Bond Authority List. Applications would be processed based on the regulations in effect at the time of submittal. Eligibility for both new construction and modernization would be based on the eligibility at the time of submittal.

Considerations:

- The Board should require Grant Agreements to ensure program accountability.
- This option is consistent with past practice for how unfunded lists were handled when there was little or no program change as a result of new bond funds. This option may be funding new construction projects for which eligibility, if based on a current enrollment projection, does not exist.
- The requirements of the SFP did not change with the passage of Proposition 51 so there may not be a need to change the procedures for processing applications.
- This option maintains most provisions of the SFP that districts were expecting at the time that projects were planned and submitted to OPSC.

Option 3:

All Applications Returned, Re-submit with Updated Eligibility and State Agency Approvals (if necessary) and require Grant Agreements

In this Option, the Board would return the applications on the Applications Received Beyond Bond Authority List. The Board would direct staff to begin accepting and processing applications that are submitted and placed on the OPSC Workload List. In order to be accepted for processing, applications would be required to meet all program requirements in effect the date of submittal. This would include current or updated eligibility, valid state agency approvals, and adherence to all regulations (including occupancy requirements).

Considerations:

- The Board should require Grant Agreements to ensure program accountability.
- This ensures that planned new construction is currently necessary in the year in which the Board approves the project.

BOARD OPTIONS (cont.)

- The requirements of the SFP did not change with the passage of Proposition 51 so there may not be a need to change the procedures for processing applications.
- This option keeps with the Board's prior desire to have a distinction in how applications are handled when bond authority is not available and is consistent with the component of regulations, which acknowledges that applications are not guaranteed funding and may be returned.
- Some districts may not qualify at all for funding at the time of resubmittal based on current new construction eligibility.
- Some districts may qualify for fewer pupil grants based on current new construction eligibility than the eligibility submitted at the time of the funding application.
- Some districts that do not qualify or qualify for fewer pupil grants of new construction funding may have already built the school or classrooms with local funds.
- New construction projects that have already been occupied would not be eligible to resubmit an application.

BOARD ACTION

In considering this Item, the Board approved a motion to postpone action on this item as well as postpone action on the two other Action Items in this Agenda (Regulatory Amendments for Increased Program Accountability and School Facility Program Unfunded List).

ATTACHMENT

SFP APPLICATIONS

New Construction Acknowledged Applications Received Past Existing Authority as of March 31, 2017

District	County	Site Name	DSA Number	50-04 Date Received	Estimated State Grant (a)	Estimated Financial Hardship (b)
Brittan Elementary	Sutter	Brittan Elementary	02-112298	11/09/12	\$ 2,081,873	\$ 2,081,873
Kings River-Hardwick Union Elementary	Kings	Kings River-Hardwick Elementary	Site / Design	11/19/12	\$ 667,523	\$ 667,523
Rockford Elementary	Tulare	Rockford Elementary	Site / Design	11/19/12	\$ 701,504	\$ 701,504
Fresno County Office of Education	Fresno	Violet Heintz Education Academy	02-112647	11/20/12	\$ 2,439,009	\$ -
Fowler Unified	Fresno	Casa Blanca Continuation	02-112629	11/21/12	\$ 1,738,469	\$ -
Alpaugh Unified	Tulare	Alpaugh Junior-Senior High	02-112420	12/21/12	\$ 2,275,309	\$ 2,275,309
Citrus South Tule Elementary	Tulare	Citrus South Tule Elementary	Site / Design	12/21/12	\$ 128,895	\$ 128,895
Ventura County Office Of Education	Ventura	Camarillo (Adolfo) High	03-114516	02/04/13	\$ 5,803,079	\$ 5,803,079
Solano County Office Of Education	Solano	T.C. McDaniel Elementary	02-110746	02/14/13	\$ 3,284,255	\$ 3,284,255
Westside Union	Los Angeles	Anaverde Hills	03-114345	02/20/13	\$ 18,164,691	\$ -
Los Banos Unified	Merced	Mercey Springs Elementary	02-112740	04/17/13	\$ 4,949,986	\$ -
Kingsburg Joint Union Elementary	Fresno	Lincoln Elementary	Site / Design	04/23/13	\$ 212,920	\$ 212,920
Kingsburg Joint Union Elementary	Fresno	Roosevelt Elementary	Site / Design	04/23/13	\$ 212,920	\$ 212,920
Kingsburg Joint Union Elementary	Fresno	Washington Elementary	Site / Design	04/23/13	\$ 212,920	\$ 212,920
Kingsburg Joint Union Elementary	Fresno	Rafer Johnson Jr. High	Site / Design	04/23/13	\$ 425,779	\$ 425,779
Kingsburg Joint Union Elementary	Fresno	Reagan Elementary	Site / Design	04/23/13	\$ 212,920	\$ 212,920
Val Verde Unified	Riverside	Southeast High	04-112758	05/08/13	\$ 11,585,961	\$ -
Val Verde Unified	Riverside	Southeast High	04-112778	05/08/13	\$ 9,798,631	\$ -
Patterson Joint Unified	Stanislaus	Patterson High	02-111260	05/15/13	\$ 373,498	\$ -
Val Verde Unified	Riverside	Southeast High	04-112759	05/20/13	\$ 922,128	\$ -
Chula Vista Elementary	San Diego	Otay Village #11	04-108815	05/30/13	\$ 11,238,424	\$ -
Kerman Unified	Fresno	Kerman High	02-112979	06/07/13	\$ 249,573	\$ -
Fremont Unified	Alameda	Mission San Jose High	02-111929	07/02/13	\$ 3,907,627	\$ -
Desert Sands Unified	Riverside	Indio High	04-111505	07/11/13	\$ 524,309	\$ -
Martinez Unified	Contra Costa	Alhambra Senior High	01-112896	07/18/13	\$ 457,419	\$ -
Chaffey Joint Union High	San Bernardino	Ontario High	04-112709	07/25/13	\$ 7,525,455	\$ -
Long Beach Unified	Los Angeles	Roosevelt Elementary	03-114696	07/30/13	\$ 4,613,044	\$ -
Corona-Norco Unified	Riverside	Harada Elementary	04-112685	08/12/13	\$ 1,021,016	\$ -
Corona-Norco Unified	Riverside	Louis VanderMolen Elementary	04-112684	08/12/13	\$ 831,447	\$ -
Tulare Joint Union High	Tulare	Mission Oak High	02-113020	08/13/13	\$ 2,947,751	\$ -
Corona-Norco Unified	Riverside	Centennial High	04-112837	08/15/13	\$ 344,417	\$ -
Clovis Unified	Fresno	Clovis High	02-112703	08/16/13	\$ 1,259,919	\$ -
Clovis Unified	Fresno	Clovis West High	02-112732	08/16/13	\$ 7,107,173	\$ -
Mission Union Elementary	Monterey	Mission Elementary	Site / Design	08/16/13	\$ 170,401	\$ 170,401
Fremont Union High	Santa Clara	Cupertino High	01-112582	08/16/13	\$ 551,858	\$ -
Greenfield Union	Kern	Plantation Elementary	03-115092	08/20/13	\$ 273,645	\$ -
Belmont-Redwood Shores Elementary	San Mateo	Central Elementary	01-112837	08/20/13	\$ 675,040	\$ -
Placentia Yorba Linda Unified	Orange	Valencia High	04-112735	08/23/13	\$ 450,162	\$ -
Irvine Unified	Orange	PA 40 Elementary	04-112728	08/28/13	\$ 24,224,567	\$ -
Grossmont Union High	San Diego	Merit Academy	04-112796	08/30/13	\$ 1,677,909	\$ -
Windsor Unified	Sonoma	Brooks Elementary	01-112200	09/05/13	\$ 2,663,345	\$ -

ATTACHMENT

SFP APPLICATIONS

New Construction Acknowledged Applications Received Past Existing Authority as of March 31, 2017

District	County	Site Name	DSA Number	50-04 Date Received	Estimated State Grant (a)	Estimated Financial Hardship (b)
San Ramon Valley Unified	Contra Costa	Monte Vista High	01-112474	09/23/13	\$ 3,132,013	\$ -
Solvang Elementary	Santa Barbara	Solvang Elementary	03-115152	09/23/13	\$ 237,510	\$ -
Lagunita Elementary	Monterey	Lagunita Elementary	Site / Design	09/27/13	\$ 111,308	\$ 111,308
Grossmont Union High	San Diego	Helix High	04-111073	10/02/13	\$ 1,309,376	\$ -
Mendota Unified	Fresno	New Elementary	02-112865	10/03/13	\$ 12,116,264	\$ -
Santa Maria Joint Union High	Santa Barbara	Santa Maria High	03-114673	10/23/13	\$ 7,596,767	\$ -
Ross Valley	Marin	White Hill Middle	01-112496	10/28/13	\$ 2,921,301	\$ -
Fresno Unified	Fresno	Robinson Elementary	02-113125	10/31/13	\$ 946,165	\$ -
Fresno Unified	Fresno	McLane High	02-112798	10/31/13	\$ 6,470,197	\$ -
Burton Elementary	Tulare	New K-8 School	02-113024	10/31/13	\$ 6,837,953	\$ 6,837,953
Contra Costa County Office of Education	Contra Costa	Special Education Center	01-113469	12/17/13	\$ 1,068,204	\$ 1,068,204
Lake Elementary	Glenn	Lake Elementary	02-112723	12/20/13	\$ 3,154,164	\$ 3,154,164
Irvine Unified	Orange	Northwood High	04-112787	01/10/14	\$ 4,141,489	\$ -
Visalia Unified	Tulare	Visalia Technical Educational Center	02-112833	02/24/14	\$ 2,496,746	\$ 2,496,746
Maple Elementary	Kern	Maple Elementary	Site / Design	03/06/14	\$ 99,210	\$ 99,210
West Contra Costa Unified	Contra Costa	Valley View Elementary	01-112941	03/14/14	\$ 2,289,339	\$ -
Amador County Office of Education	Amador	Argonaut High	02-112873	03/18/14	\$ 739,554	\$ 739,554
Amador County Office of Education	Amador	Plymouth Elementary	02-112839	03/18/14	\$ 551,617	\$ 551,617
Monterey County Office of Education	Monterey	Salinas Community	Site / Design	03/26/14	\$ 700,972	\$ 700,972
Pleasant View Elementary	Tulare	Pleasant View Elementary	Site / Design	04/01/14	\$ 433,559	\$ 433,559
Fremont Union High	Santa Clara	Monta Vista High	01-112786	04/16/14	\$ 3,388,867	\$ -
Island Union Elementary	Kings	Island Elementary	02-112889	04/24/14	\$ 5,532,142	\$ 5,532,142
Island Union Elementary	Kings	Island Elementary	02-112889	04/24/14	\$ 1,425,764	\$ 1,425,764
Amador County Office of Education	Amador	Jackson Junior High	02-112872	05/12/14	\$ 1,624,930	\$ 1,624,930
Fresno Unified	Fresno	Easterby Elementary	02-112685	05/21/14	\$ 545,684	\$ -
Sequoia Union High	San Mateo	Carlmont High	01-113464	05/21/14	\$ 1,987,633	\$ 1,987,633
Liberty Elementary	Tulare	Liberty Elementary	02-113422	05/23/14	\$ 871,725	\$ -
Anaheim City	Orange	John Marshall Elementary	04-112164	06/18/14	\$ 12,144,781	\$ -
Kings Canyon Unified	Fresno	Orange Cove High	02-112996	06/25/14	\$ 304,817	\$ -
Poway Unified	San Diego	Design 39 Campus	04-112542	07/03/14	\$ 17,197,527	\$ -
Kings Canyon Joint Unified	Fresno	Orange Cove High	02-113052	07/09/14	\$ 1,149,263	\$ -
Los Banos Unified	Merced	Los Banos New Elementary	02-111731	07/11/14	\$ 10,118,173	\$ -
Yuba County Office of Education	Yuba	Thomas E. Mathews Community	Site / Design	07/22/14	\$ 263,909	\$ 263,909
Yuba County Office of Education	Yuba	Goldfield	Site / Design	07/22/14	\$ 100,343	\$ 100,343
Yuba County Office of Education	Yuba	Special Education School 1	Site / Design	07/22/14	\$ 50,171	\$ 50,171
Yuba County Office of Education	Yuba	Special Education School 2	Site / Design	07/22/14	\$ 33,448	\$ 33,448
Yuba County Office of Education	Yuba	Special Education School 3	Site / Design	07/22/14	\$ 50,171	\$ 50,171
Yuba County Office of Education	Yuba	Special Education School 4	Site / Design	07/22/14	\$ 50,171	\$ 50,171
Yuba County Office of Education	Yuba	Special Education School 5	Site / Design	07/22/14	\$ 50,171	\$ 50,171
Yuba County Office of Education	Yuba	Special Education School 6	Site / Design	07/22/14	\$ 50,171	\$ 50,171
Yuba County Office of Education	Yuba	Special Education School 7	Site / Design	07/22/14	\$ 50,171	\$ 50,171

ATTACHMENT

SFP APPLICATIONS

New Construction Acknowledged Applications Received Past Existing Authority as of March 31, 2017

District	County	Site Name	DSA Number	50-04 Date Received	Estimated State Grant (a)	Estimated Financial Hardship (b)
Firebaugh-Las Deltas Unified	Fresno	Mills (Arthur E.) Intermediate	02-113682	07/31/14	\$ 698,891	\$ -
Marin County Office of Education	Marin	Marin Community	01-113527	08/14/14	\$ 1,384,599	\$ -
Bakersfield City Elementary	Kern	Dr. Douglas K. Fletcher Elementary	03-115270	08/14/14	\$ 695,338	\$ -
Bakersfield City Elementary	Kern	Sequoia Middle	03-114991	08/14/14	\$ 1,712,171	\$ -
Kings Canyon Joint Unified	Fresno	Alta Elementary	02-113113	08/15/14	\$ 688,536	\$ -
Sequoia Union High	San Mateo	Myrtle Street	01-113687	08/18/14	\$ 7,776,965	\$ -
San Ramon Valley Unified	Contra Costa	Gale Ranch Middle	01-113960	08/20/14	\$ 430,669	\$ -
San Ramon Valley Unified	Contra Costa	Dougherty Valley High	01-113900	08/20/14	\$ 1,443,278	\$ -
Washington Colony Elementary	Fresno	Washington Colony Elementary	01-112928	08/20/14	\$ 2,041,509	\$ 2,041,509
Templeton Unified	San Luis Obispo	Templeton Elementary	01-113980	08/20/14	\$ 878,666	\$ -
Oxnard Elementary	Ventura	Southwest (Seabridge)	Site / Design	08/25/14	\$ 1,339,884	\$ 1,339,884
Grossmont Union High	San Diego	Elite Academy	04-113207	09/02/14	\$ 2,460,690	\$ -
Irvine Unified	Orange	Irvine High	04-113202	09/02/14	\$ 5,590,756	\$ -
Clovis Unified	Fresno	Clark Intermediate	02-113391	09/05/14	\$ 3,290,311	\$ -
Dublin Unified	Alameda	J.M. Amador Elementary	01-113160	09/19/14	\$ 28,892,902	\$ -
Clovis Unified	Fresno	Sierra Vista Elementary	02-113352	09/23/14	\$ 278,411	\$ -
Ripon Unified	San Joaquin	Weston Elementary	02-113467	09/25/14	\$ 5,966,707	\$ -
Etiwanda Elementary	San Bernardino	David W. Long Elementary	04-113465	10/23/14	\$ 1,375,453	\$ -
Newhall Elementary	Los Angeles	Newhall Elementary	03-115399	10/30/14	\$ 4,665,911	\$ -
Newhall Elementary	Los Angeles	Old Orchard Elementary	03-115593	10/30/14	\$ 4,193,942	\$ -
Central Unified	Fresno	New High	02-112563	10/31/14	\$ 41,987,011	\$ -
Oxnard Elementary	Ventura	Harrington Elementary	03-115469	11/14/14	\$ 9,322,760	\$ -
Plaza Elementary	Glenn	Plaza Elementary	Site / Design	12/03/14	\$ 112,943	\$ 112,943
Liberty Elementary	Tulare	Liberty Elementary	Site / Design	12/03/14	\$ 1,648,176	\$ 1,648,176
Visalia Unified	Tulare	Redwood High	02-113432	12/03/14	\$ 6,425,099	\$ -
Los Banos Unified	Merced	New Middle	02-111735	12/23/14	\$ 13,539,672	\$ -
Monterey County Office of Education	Monterey	Salinas Community	01-114252	12/30/14	\$ 2,450,677	\$ 2,450,677
Manzanita Elementary	Butte	Manzanita Elementary	02-113480	12/30/14	\$ 2,636,158	\$ 2,636,158
Pixley Union Elementary	Tulare	Pixley Elementary	02-113784	12/30/14	\$ 2,992,334	\$ 2,992,334
Pixley Union Elementary	Tulare	Pixley Middle	02-113766	12/30/14	\$ 1,532,724	\$ 1,532,724
Irvine Unified	Orange	Portola Springs High	04-113246	01/08/15	\$ 121,135,763	\$ -
Ducor Union Elementary	Tulare	Ducor Elementary	02-113366	01/13/15	\$ 2,233,262	\$ -
Sulphur Springs Union Elementary	Los Angeles	Pinetree Community Elementary	03-115358	01/28/15	\$ 3,729,603	\$ -
Long Beach Unified	Los Angeles	David Starr Jordan High	03-115492	02/05/15	\$ 14,485,332	\$ -
Long Beach Unified	Los Angeles	David Starr Jordan High	03-115320	02/05/15	\$ 8,971,257	\$ -
Oxnard Elementary	Ventura	Drifill Elementary	03-115282	02/09/15	\$ 1,498,806	\$ -
McFarland Unified	Kern	New Elementary	03-115530	02/23/15	\$ 7,976,236	\$ -
Elk Grove Unified	Sacramento	Dillard Elementary	02-112796	03/23/15	\$ 4,694,105	\$ -
Fremont Union High	Santa Clara	Homestead High	01-113635	03/25/15	\$ 1,919,159	\$ -
Chaffey Joint Union High	San Bernardino	Rancho Cucamonga High	04-113455	04/03/15	\$ 1,546,963	\$ -
Chaffey Joint Union High	San Bernardino	Etiwanda High	04-113454	04/03/15	\$ 2,060,959	\$ -

ATTACHMENT

SFP APPLICATIONS

New Construction Acknowledged Applications Received Past Existing Authority as of March 31, 2017

District	County	Site Name	DSA Number	50-04 Date Received	Estimated State Grant (a)	Estimated Financial Hardship (b)
Santa Maria-Bonita	Santa Barbara	Acquistapace	03-115248	04/10/15	\$ 1,576,344	\$ -
Santa Maria-Bonita	Santa Barbara	Tommie Knust	03-115445	04/10/15	\$ 3,473,080	\$ -
Irvine Unified	Orange	Portola Springs Elementary	04-113427	04/13/15	\$ 29,024,728	\$ -
Sulpher Springs Union Elementary	Los Angeles	Valley View Elementary	03-115283	04/28/15	\$ 5,361,269	\$ -
Irvine Unified	Orange	Beacon Park	04-113304	04/29/15	\$ 36,311,027	\$ -
Chaffey Joint Union High	San Bernardino	Alta Loma High	04-113519	05/01/15	\$ 2,586,820	\$ -
Chaffey Joint Union High	San Bernardino	Ontario High	04-113473	05/07/15	\$ 2,848,286	\$ -
San Dieguito Union High	San Diego	Pacific Trails Middle	04-113169	05/08/15	\$ 14,162,706	\$ -
Burrel Union Elementary	Fresno	Burrel Elementary	Site / Design	05/22/15	\$ 161,819	\$ 161,819
Temple City Unified	Los Angeles	Doug Sears Learning Center	03-115535	06/19/15	\$ 421,788	\$ -
Irvine Unified	Orange	Northwood High (Culinary Arts)	04-113952	07/22/15	\$ 422,315	\$ -
Irvine Unified	Orange	Creekside High (Culinary Arts)	04-113761	07/22/15	\$ 467,937	\$ -
Sequoia Union High	San Mateo	Menlo-Atherton High	01-114285	07/29/15	\$ 2,253,052	\$ -
Alisal Union Elementary	Monterey	Bardin Elementary	01-114545	07/30/15	\$ 1,045,845	\$ 1,045,845
Solano County Office of Education	Solano	Armijo High	02-113466	08/03/15	\$ 907,859	\$ 907,859
Palm Springs Unified	Riverside	Cielo Vista Charter	04-114172	08/03/15	\$ 898,611	\$ -
Oxnard Union High	Ventura	Rancho Campana High	03-114964	08/03/15	\$ 19,007,811	\$ -
San Marcos Unified	San Diego	Double Peak	04-113219	08/03/15	\$ 33,875,731	\$ -
Irvine Unified	Orange	Jeffrey Trail Middle	04-114265	08/05/15	\$ 1,084,008	\$ -
Irvine Unified	Orange	Cypress Village Elemetary	04-114248	08/05/15	\$ 1,214,046	\$ -
Santa Maria Joint Union High	Santa Barbara	Santa Maria High	03-114673	08/06/15	\$ 1,318,143	\$ -
Downey Unified	Los Angeles	Warren High	03-116343	08/12/15	\$ 843,116	\$ -
Fresno Unified	Fresno	Baird Middle	02-112949	08/17/15	\$ 1,511,477	\$ -
Merced City Elementary	Merced	Charles Wright Elementary	02-114296	08/17/15	\$ 176,289	\$ -
Merced City Elementary	Merced	John Muir Elementar	02-114244	08/17/15	\$ 381,806	\$ -
Merced City Elementary	Merced	Burbank Elementary	02-114245	08/17/15	\$ 352,578	\$ -
Merced City Elementary	Merced	Rivera Elementary	02-113676	08/17/15	\$ 4,986,205	\$ -
Sanger Unified	Fresno	Sanger High	02-114327	08/19/15	\$ 911,498	\$ -
Brawley Elementary	Imperial	Barbara Worth Junior High	04-113280	08/25/15	\$ 1,885,262	\$ -
Larkspur-Corte Madera	Marin	The Cove	01-114466	08/28/15	\$ 1,458,371	\$ -
Dehesa	San Diego	Dehesa Elementary	04-113540	08/31/15	\$ 2,307,697	\$ -
Fremont Unified	Alameda	Azeveda (Joseph) Elementary	01-114702	09/18/15	\$ 1,267,007	\$ -
Fremont Unified	Alameda	Mattos (John G.) Elementary	01-114735	09/18/15	\$ 1,609,445	\$ -
Santa Maria Joint Union High	Santa Barbara	Pioneer Valley High	03-115365	09/18/15	\$ 3,096,791	\$ -
Clovis Unified	Fresno	Temperance Clinton Elementary	02-113877	09/22/15	\$ 11,013,334	\$ -
Newport-Mesa Unified	Orange	Newport Harbor High	04-114028	09/22/15	\$ 1,958,164	\$ -
Victor Elementary	San Bernardino	Arrowhead Elementary	04-113832	09/28/15	\$ 8,368,156	\$ -
Grossmont Union High	San Diego	Monte Vista High	04-113960	10/01/15	\$ 2,354,183	\$ -
Riverdale Joint Unified	Fresno	Riverdale High	02-113908	10/01/15	\$ 1,807,435	\$ -
Sanger Unified	Fresno	Madison Elementary	02-113377	10/05/15	\$ 1,074,793	\$ -
Ventura County Office Of Education	Ventura	Gateway Community	Site / Design	10/09/15	\$ 579,414	\$ 579,414

ATTACHMENT

SFP APPLICATIONS

New Construction Acknowledged Applications Received Past Existing Authority as of March 31, 2017

District	County	Site Name	DSA Number	50-04 Date Received	Estimated State Grant (a)	Estimated Financial Hardship (b)
Shiloh Elementary	Stanislaus	Shiloh Elementary	02-114062	10/19/15	\$ 2,512,441	\$ 2,512,441
Fremont Unified	Alameda	Irvington High	01-114765	10/29/15	\$ 4,594,786	\$ -
Grossmont Union High	San Diego	Valhala High	04-113708	10/29/15	\$ 3,637,651	\$ -
Chico Unified	Butte	Marsh (Harry M.) Junior High	02-114124	10/30/15	\$ 1,275,872	\$ -
Chico Unified	Butte	Marsh (Harry M.) Junior High	02-113742	10/30/15	\$ 756,264	\$ -
Chico Unified	Butte	Chico Junior High	02-114107	10/30/15	\$ 1,279,581	\$ -
Salinas Union High	Monterey	New High #5	01-114259	10/30/15	\$ 27,868,174	\$ -
Palm Springs Unified	Riverside	Raymond Cree Middle	04-114233	10/30/15	\$ 2,750,081	\$ -
Elk Grove Unified	Sacramento	Anatolia II Elementary	02-113761	10/30/15	\$ 10,523,365	\$ -
Orange County Office of Education	Orange	Community School #9	04-113327	11/02/15	\$ 8,081,118	\$ 8,081,118
Grossmont Union High	San Diego	Granite Hills High	04-113605	11/02/15	\$ 1,911,287	\$ -
Centinela Valley Union High	Los Angeles	Lawndale High	03-115691	11/13/15	\$ 4,312,904	\$ -
Sundale Union Elementary	Tulare	Sundale Elementary	Site / Design	11/20/15	\$ 610,993	\$ 610,993
Oak Valley Union Elementary	Tulare	Oak Valley Elementary	Site / Design	12/01/15	\$ 144,393	\$ 144,393
Rocklin Unified	Placer	Granite Oaks Middle	02-114177	12/29/15	\$ 3,254,316	\$ -
Roseville City Elementary	Placer	W-70 Elementary	02-113793	01/27/16	\$ 10,788,257	\$ -
Raisin City Elementary	Fresno	Raisin City Elementary	02-113367	03/10/16	\$ 3,432,211	\$ 3,432,211
Visalia Unified	Tulare	New Visalia Middle	02-113561	03/29/16	\$ 14,595,102	\$ -
Porterville Unified	Tulare	Bellevue Elementary	02-113645	03/29/16	\$ 3,109,204	\$ -
Sequoia Union High	San Mateo	Sequoia High	01-115084	04/05/16	\$ 434,090	\$ -
Sequoia Union High	San Mateo	Carlmont High	01-114757	04/06/16	\$ 4,944,150	\$ -
Clay Joint Elementary	Fresno	Clay Elementary	Site / Design	04/11/16	\$ 27,648	\$ 27,648
Natomas Unified	Sacramento	Natomas Star Academy Charter	04-114221	04/12/16	\$ 8,516,798	\$ -
San Ramon Valley Unified	Contra Costa	Dougherty Valley High	01-113615	04/14/16	\$ 3,876,640	\$ -
Sanger Unified	Fresno	John Wash	02-114376	04/25/16	\$ 2,135,713	\$ -
Downey Unified	Los Angeles	Warren High	03-116360	04/25/16	\$ 1,352,648	\$ -
San Ramon Valley Unified	Contra Costa	Bella Vista Elementary	01-113615	05/06/16	\$ 10,475,215	\$ -
Chaffey Joint Union High	San Bernardino	Chaffey High	04-113840	05/12/16	\$ 12,742,660	\$ -
Irvine Unified	Orange	Portola Springs Elementary	04-114873	06/01/16	\$ 1,368,069	\$ -
Santa Rita Union Elementary	Monterey	Kantro K-8 Site	Site / Design	06/02/16	\$ 1,063,400	\$ 1,063,400
Santa Rita Union Elementary	Monterey	Sbrana K-5 Site	Site / Design	06/02/16	\$ 691,210	\$ 691,210
Sequoia Union High	San Mateo	Sequoia High	04-114653	06/28/16	\$ 6,634,916	\$ -
Santa Rita Union Elementary	Monterey	Bolsa Knolls Middle	01-115907	07/01/16	\$ 1,750,112	\$ -
Sequoia Union High	San Mateo	Menlo-Atherton High	01-114633	07/14/16	\$ 5,397,612	\$ -
Alisal Union	Monterey	Frank Paul Elementary	01-115245	07/18/16	\$ 3,533,592	\$ -
Atwater Elementary	Merced	Thomas Olaeta Elementary	02-115021	07/22/16	\$ 284,183	\$ -
Atwater Elementary	Merced	Shaffer Elementary	02-115028	07/22/16	\$ 304,341	\$ -
Elk Grove Unified	Sacramento	Laguna Ridge North Elementary	02-114712	07/22/16	\$ 13,701,560	\$ -
Bonsall Unified	San Diego	Norman L. Sullivan Middle	04-114116	07/22/16	\$ 3,512,633	\$ -
William S. Hart Union High	Los Angeles	Canyon High	03-114546	07/25/16	\$ 2,130,791	\$ -
Fresno Unified	Fresno	Figarden Elementary	02-113463	07/27/16	\$ 5,329,654	\$ -

ATTACHMENT

SFP APPLICATIONS

New Construction Acknowledged Applications Received Past Existing Authority as of March 31, 2017

District	County	Site Name	DSA Number	50-04 Date Received	Estimated State Grant (a)	Estimated Financial Hardship (b)
Irvine Unified	Orange	Cypress Village Elementary	04-114854	08/01/16	\$ 840,177	\$ -
Irvine Unified	Orange	PA 5B Elementary	04-114406	08/01/16	\$ 48,885,049	\$ -
Temple City Unified	Los Angeles	Temple City High	03-115901	08/02/16	\$ 4,797,087	\$ -
Palm Springs Unified	Riverside	Katherine Finchy Elementary	04-114659	08/03/16	\$ 405,383	\$ -
Palm Springs Unified	Riverside	Landau Elementary	04-114771	08/03/16	\$ 1,694,162	\$ -
Palm Springs Unified	Riverside	Rio Vista Elementary	04-114658	08/03/16	\$ 311,307	\$ -
Palm Springs Unified	Riverside	Sunny Sands Elementary	04-114852	08/03/16	\$ 745,318	\$ -
Palm Springs Unified	Riverside	Cabot Yerxa Elementary	04-114738	08/03/16	\$ 345,893	\$ -
Palm Springs Unified	Riverside	Cathedral City Elementary	04-114822	08/03/16	\$ 675,356	\$ -
Palm Springs Unified	Riverside	Bella Vista Elementary	04-114694	08/03/16	\$ 513,115	\$ -
Perris Elementary	Riverside	Clearwater Elementary	04-114015	08/05/16	\$ 13,248,706	\$ -
Bakersfield City	Kern	Voorhies Elementary	03-116818	08/11/16	\$ 3,131,294	\$ -
Azusa Unified	Los Angeles	Ellington (Alice M.) Elementary	03-116787	08/11/16	\$ 67,146	\$ -
Fairfield-Suisun Unified	Solano	Public Safety Academy	02-114761	08/11/16	\$ 1,827,438	\$ -
Palm Springs Unified	Riverside	Two Bunch Palms Elementary	04-115027	08/12/16	\$ 322,130	\$ -
Panama-Buena Vista Union	Kern	Sing Lum Elementary	03-115922	08/15/16	\$ 8,670,323	\$ -
Etiwanda Elementary	San Bernardino	Elementary #13	04-114120	08/15/16	\$ 14,723,388	\$ -
Guadalupe Union Elementary	Santa Barbara	New Middle	03-112280	08/15/16	\$ 9,257,602	\$ 9,257,602
Natomas Unified	Sacramento	Bannon Creek Elementary	02-114701	08/16/16	\$ 5,130,731	\$ -
Burlingame	San Mateo	Burlingame Intermediate	01-114182	08/18/16	\$ 4,172,996	\$ -
Burlingame	San Mateo	Hoover Elementary	01-113088	08/18/16	\$ 5,857,336	\$ -
Riverside Unified	Riverside	Riverside STEM Academy	04-115221	08/24/16	\$ 433,548	\$ -
Riverside Unified	Riverside	Jefferson Elementary	04-115095	08/24/16	\$ 298,052	\$ -
Riverside Unified	Riverside	Castle View Elementary	04-115094	08/24/16	\$ 298,052	\$ -
Fremont Unified	Alameda	Warm Springs Elementary	01-115100	08/29/16	\$ 3,982,591	\$ -
Liberty Union High	Contra Costa	Liberty High	01-114751	09/14/16	\$ 2,641,853	\$ -
Whittier City Elementary	Los Angeles	Wallen L. Andrews Elementary	03-116465	09/15/16	\$ 2,246,232	\$ -
Whittier City Elementary	Los Angeles	Phelan (Daniel) Elementary	03-117102	09/16/16	\$ 657,687	\$ -
Kerman Unified	Fresno	Kerman Middle	02-114872	09/21/16	\$ 285,059	\$ -
Madera Unified	Madera	New K-6 Elementary	02-114713	09/29/16	\$ 11,061,576	\$ -
Pleasant View Elementary	Tulare	Pleasant View Elementary	02-114467	09/29/16	\$ 2,167,795	\$ 2,167,795
Capistrano Unified	Orange	San Clemente High	04-115033	10/25/16	\$ 8,245,250	\$ -
Capistrano Unified	Orange	San Juan Hills High	04-115069	10/25/16	\$ 7,787,489	\$ -
Pioneer Union Elementary	Kings	Pioneer Elementary	02-114826	10/26/16	\$ 4,209,023	\$ -
Merced City Elementary	Merced	Peterson Elementary	02-115340	10/26/16	\$ 688,623	\$ -
Bayshore Elementary	San Mateo	Bayshore Elementary	01-115157	10/26/16	\$ 2,537,490	\$ -
Los Banos Unified	Merced	Mercey Springs Elementary	02-114749	10/27/16	\$ 4,541,534	\$ -
Chaffey Joint Union High	San Bernardino	Rancho Cucamonga High	04-114225	10/27/16	\$ 1,550,656	\$ -
Fresno Unified	Fresno	Turner Elementary	02-113543	10/28/16	\$ 2,583,331	\$ -
Sanger Unified	Fresno	Sanger Academy Charter	02-114088	10/28/16	\$ 1,479,506	\$ -
Manteca Unified	San Joaquin	Shasta Elementary	02-114603	10/28/16	\$ 2,125,184	\$ -

ATTACHMENT

SFP APPLICATIONS

New Construction Acknowledged Applications Received Past Existing Authority as of March 31, 2017

District	County	Site Name	DSA Number	50-04 Date Received	Estimated State Grant (a)	Estimated Financial Hardship (b)
Manteca Unified	San Joaquin	Lathrop Elementary	02-114498	10/28/16	\$ 2,664,827	\$ -
Manteca Unified	San Joaquin	Sequoia Elementary	02-114509	10/28/16	\$ 2,204,786	\$ -
Central Union High	Imperial	Phoenix Rising High	04-115280	10/31/16	\$ 451,336	\$ -
Heber Elementary	Imperial	Dogwood Elementary	04-115443	10/31/16	\$ 1,860,857	\$ 1,860,857
Sequoia Union High	San Mateo	Menlo-Atherton High	01-115680	10/31/16	\$ 2,925,101	\$ -
Ceres Unified	Stanislaus	Ceres High	02-114716	10/31/16	\$ 1,470,319	\$ -
Windsor Unified	Sonoma	Windsor Oaks Academy	01-115611	10/31/16	\$ 2,080,707	\$ -
Dinuba Unified	Tulare	New High	Site / Design	10/31/16	\$ 4,960,161	\$ 4,960,161
Lancaster Elementary	Los Angeles	Endeavour Middle	03-116476	11/01/16	\$ 1,348,370	\$ -
Tipton Elementary	Tulare	Tipton Elementary	02-114729	11/22/16	\$ 2,469,016	\$ -
Long Beach Unified	Los Angeles	Browning High	03-115308	12/12/16	\$ 13,561,172	\$ -
Santa Maria-Bonita	Santa Barbara	Ida Redmond Taylor Elementary	03-115439	12/19/16	\$ 1,658,904	\$ -
Santa Maria-Bonita	Santa Barbara	Liberty Elementary	03-115440	12/19/16	\$ 1,658,904	\$ -
William S. Hart Union HSD	Los Angeles	Castaic High	03-115045	12/29/16	\$ 62,878,933	\$ -
Greenfield Union Elementary	Monterey	Apple Avenue Elementary	Site / Design	01/06/17	\$ 1,595,100	\$ 1,595,100
Folsom-Cordova Unified	Sacramento	Sundahl (Carl H.) Elementary	02-114741	01/06/17	\$ 5,876,852	\$ -
Corcoran Unified	Kings	John Muir Middle	02-114942	01/13/17	\$ 720,681	\$ -
Natomas Unified	Sacramento	Westlake K-8 Charter	02-114593	01/13/17	\$ 16,543,420	\$ -
Perris Union High	Riverside	High School #4	04-114675	01/19/17	\$ 49,950,295	\$ -
Pacific Elementary	Santa Cruz	Pacific Elementary	Site / Design	01/20/17	\$ 106,340	\$ 106,340
Pacific Elementary	Santa Cruz	Pacific Elementary	Site / Design	01/20/17	\$ 106,340	\$ 106,340
Arvin Union Elementary	Kern	Sierra Vista Elementary	03-116779	01/26/17	\$ 3,592,543	\$ -
Visalia Unified	Tulare	Riverway Elementary	02-114127	01/26/17	\$ 10,779,245	\$ -
Natomas Unified	Sacramento	Heron Elementary	02-114986	02/03/17	\$ 3,001,564	\$ -
Natomas Unified	Sacramento	Discovery High	02-115070	02/03/17	\$ 498,931	\$ -
Pomona Unified	Los Angeles	Philadelphia Elementary	03-117377	02/06/17	\$ 2,330,783	\$ -
Corcoran Joint Unified	Kings	Mark Twain Elementary	02-114840	02/07/17	\$ 1,327,950	\$ -
Los Molinos Unified	Tehama	Los Molinos Elementary	Site / Design	02/07/17	\$ 553,824	\$ 553,824
Stockton Unified	San Joaquin	El Dorado Elementary	02-115211	02/09/17	\$ 423,811	\$ -
Sequoia Union Elementary	Tulare	Sequoia Elementary	Site / Design	02/24/17	\$ 427,885	\$ 427,885
Jurupa Unified	Riverside	New K-8 School #5	04-114869	03/07/17	\$ 15,507,131	\$ -
William S. Hart Union High	Los Angeles	Saugus High	03-114803	03/10/17	\$ 1,505,563	\$ -
Buena Vista Elementary	Tulare	Buena Vista Elementary	02-115163	03/15/17	\$ 2,966,043	\$ 2,966,044
Capistrano Unified	Orange	Esencia K-8	04-115197	03/22/17	\$ 35,047,431	\$ -
					\$ 1,424,464,575	\$ 101,867,486
Total New Construction applications acknowledged by SAB:			280	\$ 1,526,332,061		

ATTACHMENT

SFP APPLICATIONS

Modernization Acknowledged Applications Received Past Existing Authority as of March 31, 2017

District	County	Site Name	DSA Number	50-04 Date Received	Estimated State Grant (a)	Estimated Financial Hardship (b)
Kings River-Hardwick Union Elementary	Kings	Kings River-Hardwick Elementary	Site / Design	11/19/12	\$ 40,500	\$ 27,000
Rockford Elementary	Tulare	Rockford Elementary	Site / Design	11/19/12	\$ 54,815	\$ 36,543
Coalinga/Huron Joint Unified	Fresno	Coalinga High	02-112226	11/29/12	\$ 3,444,966	\$ -
Simi Valley Unified	Ventura	Royal High	03-112631	12/17/12	\$ 2,163,029	\$ 1,442,019
Ventura County Office of Education	Ventura	Dorothy Boswell	03-114402	12/18/12	\$ 651,640	\$ 434,427
Meridian Elementary	Sutter	Meridian Elementary	02-112510	12/19/12	\$ 409,086	\$ 272,724
Antioch Unified	Contra Costa	Antioch Middle	01-112369	12/20/12	\$ 3,195,182	\$ -
Ventura County Office of Education	Ventura	Carl Dwire Special	03-114395	12/24/12	\$ 962,427	\$ 641,618
Maple Elementary	Kern	Maple Elementary	03-114419	01/07/13	\$ 1,480,346	\$ 986,897
Sunnyside Union Elementary	Tulare	Sunnyside Elementary	02-112632	01/15/13	\$ 321,118	\$ -
Washington Unified	Fresno	Washington High	02-112370	01/28/13	\$ 1,567,059	\$ -
Walnut Valley Unified	Los Angeles	Chaparral Middle	03-114376	01/30/13	\$ 4,564,665	\$ -
Temecula Valley Unified	Riverside	Temecula Valley High	04-108990	01/30/13	\$ 1,557,685	\$ -
Santa Rita Union Elementary	Monterey	La Joya Elementary	Site / Design	01/31/13	\$ 94,125	\$ 62,750
Solano County Office Of Education	Solano	T.C. MC Daniel Elementary	02-110746	02/14/13	\$ 707,890	\$ 471,927
Palm Springs Unified	Riverside	Della S. Lindley Elementary	04-112525	02/14/13	\$ 567,332	\$ -
Oceanside City Unified	San Diego	Burgener (Clair W.) Academy	04-112596	03/01/13	\$ 584,737	\$ -
Mt. Diablo Unified	Contra Costa	Ayers Elementary	01-112194	03/05/13	\$ 723,894	\$ -
Mt. Diablo Unified	Contra Costa	Foothill Middle	01-112193	03/05/13	\$ 555,111	\$ -
Mt. Diablo Unified	Contra Costa	Sequoia Elementary	01-112194	03/05/13	\$ 746,875	\$ -
Mt. Diablo Unified	Contra Costa	Sun Terrace Elementary	01-112194	03/05/13	\$ 490,256	\$ -
Mt. Diablo Unified	Contra Costa	Kerman High	01-112193	03/05/13	\$ 972,459	\$ -
Tulare County Office of Education	Tulare	L.B. Hill Learning Center	Site / Design	03/14/13	\$ 106,461	\$ 70,974
Grossmont Union High	San Diego	West Hills High	04-111765	03/14/13	\$ 660,105	\$ -
Los Alamitos Unified	Orange	Oak Middle	04-112514	03/14/13	\$ 310,341	\$ -
McFarland Unified	Kern	McFarland High	02-112205	03/18/13	\$ 590,004	\$ -
Los Alamitos Unified	Orange	Weaver (Jack L.) Elementary	04-112507	03/25/13	\$ 3,745,997	\$ -
Cloverdale Unified	Sonoma	Jefferson Elementary	01-112593	03/28/13	\$ 376,760	\$ -
Grossmont Union High	San Diego	Monte Vista High	04-111316	04/06/13	\$ 245,733	\$ -
Clovis Unified	Fresno	Garfield Elementary	02-112675	04/09/13	\$ 969,778	\$ -
Ross Valley	Marin	White Hill Middle	01-112556	04/09/13	\$ 444,499	\$ -
El Dorado Union High	El Dorado	Independence Continuation High	02-110797	04/12/13	\$ 186,210	\$ -
El Dorado Union High	El Dorado	El Dorado High	02-111680	04/12/13	\$ 1,973,873	\$ -
Kingsburg Joint Union Elementary	Fresno	Lincoln	Site / Design	04/12/13	\$ 125,314	\$ 83,543
Kingsburg Joint Union Elementary	Fresno	Roosevelt	Site / Design	04/12/13	\$ 167,085	\$ 111,390
Kingsburg Joint Union Elementary	Fresno	Washington	Site / Design	04/12/13	\$ 83,543	\$ 55,695
Kingsburg Joint Union Elementary	Fresno	Rafer Johnson Jr. High	Site / Design	04/12/13	\$ 103,110	\$ 68,740
Ventura County Office of Education	Ventura	Douglas Penfield	03-114409	04/17/13	\$ 924,019	\$ 616,013
Sylvan Union Elementary	Stanislaus	Sherwood Elementary	02-112465	04/30/13	\$ 2,359,622	\$ -
Atascadero Unified	San Luis Obispo	Monterey Road Elementary	01-112285	05/02/13	\$ 3,020,507	\$ -
Rim of the World Unified	San Bernardino	Rim of the World High	04-112366	05/07/13	\$ 4,504,760	\$ -
Wright Elementary	Sonoma	Wright Charter	01-113098	05/07/13	\$ 1,780,502	\$ -

ATTACHMENT

SFP APPLICATIONS

Modernization Acknowledged Applications Received Past Existing Authority as of March 31, 2017

Placentia Yorba Linda Unified	Orange	Valencia High	04-112534	05/14/13	\$ 451,098	\$ -
Desert Sands Unified	Riverside	Palm Desert Charter Middle	04-110948	05/17/13	\$ 560,445	\$ -
Washington Unified	Yolo	Golden State Middle	02-112282	05/20/13	\$ 915,815	\$ -
Cypress Elementary	Orange	Arnold (A.E.) Elementary	04-112498	05/24/13	\$ 2,913,063	\$ -
Willits Unified	Mendocino	Willits High	Site / Design	05/28/13	\$ 138,045	\$ 92,030
Simi Valley Unified	Ventura	Mountain View Elementary	03-114662	06/05/13	\$ 2,253,569	\$ -
Lemoore Union Elementary	Kings	Meadow Lane Elementary	02-112823	06/14/13	\$ 716,084	\$ 477,389
Lemoore Union Elementary	Kings	P.W. Engvall Elementary	02-112757	06/14/13	\$ 2,425,185	\$ 1,616,790
Santa Barbara Unified	Santa Barbara	Santa Barbara High	03-111463	06/28/13	\$ 644,959	\$ -
Belmont-Redwood Shores Elementary	San Mateo	Nesbit Elementary	01-112331	07/02/13	\$ 931,430	\$ -
Santa Barbara Unified	Santa Barbara	Adelante Charter	03-114479	07/02/13	\$ 688,344	\$ -
Santa Barbara Unified	Santa Barbara	San Marcos Senior High	03-114628	07/08/13	\$ 257,124	\$ -
Westminster Elementary	Orange	Warner Middle	04-112452	07/11/13	\$ 399,311	\$ -
Westminster Elementary	Orange	Johnson Middle	04-112453	07/11/13	\$ 227,174	\$ -
Desert Sands Unified	Riverside	Indio High	04-111505	07/11/13	\$ 14,402,924	\$ -
East Side Union High	Santa Clara	Hill (Andrew P.) High	01-113055	07/11/13	\$ 532,380	\$ -
Martinez Unified	Contra Costa	Alhambra Senior High	01-112896	07/18/13	\$ 305,200	\$ -
Palm Springs Unified	Riverside	Agua Caliente Elementary	04-112540	07/29/13	\$ 1,005,409	\$ -
Long Beach Unified	Los Angeles	Roosevelt Elementary	03-114696	07/30/13	\$ 2,866,436	\$ -
Belmont-Redwood Shores Elementary	San Mateo	Cipriani Elementary	01-112836	08/06/13	\$ 1,077,756	\$ -
West Park Elementary	Fresno	West Park Elementary	Site / Design	08/07/13	\$ 287,722	\$ 191,815
Colton Joint Unified	San Bernardino	Abraham Lincoln Elementary	04-107529	08/07/13	\$ 2,957,111	\$ -
Colton Joint Unified	San Bernardino	Mary B. Lewis Elementary	04-107529	08/07/13	\$ 3,054,464	\$ -
Colton Joint Unified	San Bernardino	Ulysses Grant Elementary	04-107529	08/07/13	\$ 2,991,371	\$ -
Colton Joint Unified	San Bernardino	Crestmore Elementary	04-107529	08/07/13	\$ 3,108,401	\$ -
Sylvan Union Elementary	Stanislaus	Woodrow Elementary	02-112595	08/07/13	\$ 2,587,645	\$ -
Clovis Unified	Fresno	Fort Washington Elementary	02-112635	08/15/13	\$ 574,604	\$ -
Clovis Unified	Fresno	Clovis West High	02-112732	08/16/13	\$ 1,808,354	\$ -
Mission Union Elementary	Monterey	Mission Elementary	Site / Design	08/16/13	\$ 35,346	\$ 23,564
Guernerville Elementary	Sonoma	Guernerville Elementary	01-112997	08/16/13	\$ 1,220,850	\$ -
Larkspur Elementary	Marin	San Clemente Elementary	01-112991	08/20/13	\$ 2,674,612	\$ -
Belmont-Redwood Shores Elementary	San Mateo	Central Elementary	01-112837	08/20/13	\$ 956,386	\$ -
Clovis Unified	Fresno	Jefferson Elementary	02-112684	09/09/13	\$ 1,669,420	\$ -
Tustin Unified	Orange	Currie Middle	04-111592	09/10/13	\$ 2,783,554	\$ -
Santa Barbara Unified	Santa Barbara	Dos Pueblos Senior High	03-113913	09/17/13	\$ 430,424	\$ -
Placentia-Yorba Linda Unified	Orange	Travis Ranch	04-112827	09/25/13	\$ 1,593,332	\$ -
Lagunita Elementary	Monterey	Labunita Elementary	Site / Design	09/27/13	\$ 38,585	\$ 25,723
Clovis Unified	Fresno	Clovis High	02-112703	10/01/13	\$ 3,145,046	\$ -
Santa Barbara Unified	Santa Barbara	Harding University Partnership	03-114358	10/07/13	\$ 527,615	\$ -
Plaza Elementary	Glenn	Plaza Elementary	Site / Design	10/18/13	\$ 71,603	\$ 47,736
Los Gatos Union Elementary	Santa Clara	Lexington Elementary	01-113056	10/24/13	\$ 1,297,187	\$ 864,791
Central Unified	Fresno	Madison Elementary	02-112758	11/01/13	\$ 2,764,514	\$ -
West Contra Costa Unified	Contra Costa	Walther Helms Middle	01-112641	11/04/13	\$ 81,498	\$ -
East Side Union High	Santa Clara	Silver Creek High	01-112843	11/07/13	\$ 256,760	\$ -
Mother Lode Union Elementary	El Dorado	Indian Creek Elementary	02-112584	11/15/13	\$ 632,432	\$ 421,621

ATTACHMENT

SFP APPLICATIONS

Modernization Acknowledged Applications Received Past Existing Authority as of March 31, 2017

Mother Lode Union Elementary	El Dorado	Herbert Green Middle	02-112585	11/15/13	\$ 428,703	\$ 285,802
Raisin City Elementary	Fresno	Raisin City Elementary	02-112808	11/20/13	\$ 1,093,698	\$ 729,132
Paradise Unified	Butte	Paradise Senior High	02-112640	11/26/13	\$ 3,830,149	\$ -
West Contra Costa Unified	Contra Costa	Kennedy High	01-112500	12/05/13	\$ 1,005,433	\$ -
Golden Feather Union	Butte	Concow Elementary	02-112572	12/10/13	\$ 668,272	\$ 445,515
Foresthill Union Elementary	Placer	Foresthill Divide Middle	02-112806	12/20/13	\$ 847,744	\$ -
Escalon Unified	San Joaquin	Escalon High	02-113172	12/23/13	\$ 6,841,377	\$ -
Mill Valley Elementary	Marin	Strawberry Point Elementary	01-112404	01/06/14	\$ 1,156,788	\$ -
Mill Valley Elementary	Marin	Park Elementary	01-112405	01/07/14	\$ 551,469	\$ -
Pomona Unified	Los Angeles	Garey High	03-114778	01/23/14	\$ 3,929,090	\$ 2,619,393
Pomona Unified	Los Angeles	Pomona High	03-114775	01/23/14	\$ 1,986,926	\$ 1,324,617
Long Beach Unified	Los Angeles	Lindsey Academy	03-114920	01/24/14	\$ 3,992,966	\$ 2,661,977
Long Beach Unified	Los Angeles	Newcomb Elementary	03-114929	01/27/14	\$ 6,936,326	\$ -
Colton Joint Unified	San Bernardino	Jurupa Vista Elementary	04-107527	02/06/14	\$ 1,059,267	\$ -
Colton Joint Unified	San Bernardino	Cooley Ranch Elementary	04-107527	02/06/14	\$ 803,672	\$ -
Colton Joint Unified	San Bernardino	Reche Canyon Elementary	04-107527	02/06/14	\$ 711,249	\$ -
Los Molinos Unified	Tehama	Vina Elementary	02-112741	02/06/14	\$ 848,310	\$ 565,540
Los Molinos Unified	Tehama	Los Molinos Elementary	02-112739	02/06/14	\$ 1,616,932	\$ 1,077,955
Los Molinos Unified	Tehama	Los Molinos High	02-112742	02/06/14	\$ 1,635,022	\$ 1,090,015
Orange Unified	Orange	Anaheim Hills Elementary	04-112443	02/12/14	\$ 904,131	\$ -
Savanna Elementary	Orange	Holder Elementary	04-112711	02/24/14	\$ 3,596,904	\$ -
Visalia Unified	Tulare	Visalia Technical Educational Center	02-112833	02/24/14	\$ 819,813	\$ -
Clovis Unified	Fresno	Valley Oak Elementary	02-113224	03/07/14	\$ 2,541,716	\$ -
West Contra Costa Unified	Contra Costa	Valley View Elementary	01-112941	03/14/14	\$ 1,528,093	\$ -
Rowland Unified	Los Angeles	Le Seda Elementary	03-112723	03/18/14	\$ 259,769	\$ -
Saddleback Valley Unified	Orange	El Toro High	04-112660	03/18/14	\$ 440,310	\$ -
Trinidad Union	Humboldt	Trinidad Elementary	01-113148	03/20/14	\$ 635,043	\$ -
Newport-Mesa Unified	Orange	Tewinkle (Charles) Intermediate	04-108301	03/21/14	\$ 774,482	\$ -
Cutten Elementary	Humboldt	Ridgewood Elementary	01-113448	03/26/14	\$ 384,961	\$ 384,961
Burton Elementary	Tulare	Oak Grove Elementary	Site / Design	04/01/14	\$ 228,214	\$ 152,143
Burton Elementary	Tulare	Burton Elementary	Site / Design	04/01/14	\$ 155,842	\$ 103,895
Burton Elementary	Tulare	Jim Maples Academy	Site / Design	04/01/14	\$ 102,584	\$ 68,389
Pleasant View Elementary	Tulare	Pleasant View Elementary	Site / Design	04/01/14	\$ 154,470	\$ 102,980
Palm Springs Unified	Riverside	Landau Elementary	04-112736	04/08/14	\$ 680,152	\$ -
Fremont Union High	Santa Clara	Cupertino High	01-112521	04/08/14	\$ 1,941,171	\$ -
Three Rivers Union Elementary	Tulare	Three Rivers Elementary	02-113181	04/11/14	\$ 1,274,873	\$ 849,915
Fremont Union High	Santa Clara	Monta Vista High	01-112786	04/16/14	\$ 138,034	\$ -
Island Union Elementary	Kings	Island Elementary	02-112891	04/24/14	\$ 601,694	\$ 401,129
Solano County Office of Education	Solano	Golden Hills High Education Center	02-113358	04/28/14	\$ 451,082	\$ 300,721
Solano County Office of Education	Solano	Silveyville Elementary	02-113365	04/28/14	\$ 121,696	\$ 81,131
Wilmar Union Elementary	Sonoma	Wilson Elementary	01-113620	05/05/14	\$ 187,079	\$ -
McFarland Unified	Kern	McFarland High	03-114916	05/12/14	\$ 910,260	\$ -
San Francisco Unified	San Francisco	Roosevelt Middle	01-113229	05/14/14	\$ 6,546,362	\$ -
Woodlake Unified	Tulare	Woodlake High	02-112394	05/14/14	\$ 2,224,098	\$ 1,482,732
Yuba County Office of Education	Yuba	Agnes Weber Meade	Site / Design	05/15/14	\$ 30,689	\$ 20,460

ATTACHMENT

SFP APPLICATIONS

Modernization Acknowledged Applications Received Past Existing Authority as of March 31, 2017

Yuba County Office of Education	Yuba	Anna Bell Karr	Site / Design	05/15/14	\$ 19,858	\$ 13,239
Yuba County Office of Education	Yuba	Goldfield Special Education	Site / Design	05/15/14	\$ 34,300	\$ 22,866
Yuba County Office of Education	Yuba	Spring Valley Special Education	Site / Design	05/15/14	\$ 14,442	\$ 9,628
Yuba County Office of Education	Yuba	Virginia	Site / Design	05/15/14	\$ 102,899	\$ 68,600
Yuba County Office of Education	Yuba	Virginia @ Yuba College	Site / Design	05/15/14	\$ 9,414	\$ 6,276
Woodlake Unified	Tulare	Francis J. White Learning Center	02-113347	05/23/14	\$ 483,935	\$ 322,623
Pasadena Unified	Los Angeles	Hamilton Elementary	03-114375	06/02/14	\$ 155,909	\$ -
Placentia-Yorba Linda Unified	Orange	Valencia High	04-112735	06/06/14	\$ 1,476,996	\$ -
San Francisco Unified	San Francisco	Monroe Elementary	01-113173	06/09/14	\$ 1,790,050	\$ -
Grossmont Union High	San Diego	Grossmont High	04-113216	06/12/14	\$ 10,350,256	\$ -
Lincoln Unified	San Joaquin	Tully C. Knoles	02-113601	06/12/14	\$ 3,264,695	\$ -
Lincoln Unified	San Joaquin	Colonial Heights	02-113652	06/12/14	\$ 3,200,930	\$ -
Mendota Unified	Fresno	Washington Elementary	02-113034	06/13/14	\$ 2,051,645	\$ -
Mendota Unified	Fresno	McCabe Elementary	02-113040	06/13/14	\$ 1,213,513	\$ -
Willow Unified	Glenn	Murdock Elementary	Site / Design	06/16/14	\$ 368,667	\$ 245,778
Willow Unified	Glenn	Willows Intermediate	Site / Design	06/16/14	\$ 273,805	\$ 182,537
Willow Unified	Glenn	Willows High	Site / Design	06/16/14	\$ 385,668	\$ 257,112
Willow Unified	Glenn	Willows Commuinty High	Site / Design	06/16/14	\$ 15,415	\$ 10,277
San Francisco Unified	San Francisco	George Peabody Elementary	01-113174	06/17/14	\$ 1,480,027	\$ -
San Francisco Unified	San Francisco	Sunnyside Elementary	01-113535	06/19/14	\$ 2,432,319	\$ -
Porterville Unified	Tulare	Los Robles Elementary	02-112849	06/23/14	\$ 1,809,429	\$ -
Norris	Kern	Norris Middle	03-115132	07/11/14	\$ 3,778,378	\$ -
Atascadero Unified	San Luis Obispo	Carrisa Plains Elementary	03-113008	07/18/14	\$ 338,993	\$ -
Lindsay Unified	Tulare	Lincoln Elementary	02-113236	07/18/14	\$ 1,863,613	\$ -
Lindsay Unified	Tulare	Jefferson Elementary	02-113235	07/18/14	\$ 1,873,215	\$ -
Lindsay Unified	Tulare	Washington Elementary	02-113234	07/18/14	\$ 1,473,110	\$ -
San Francisco Unified	San Francisco	Jose Ortega Elementary	01-113688	07/21/14	\$ 3,021,862	\$ -
San Francisco Unified	San Francisco	Cesar Chavez Elementary	01-112957	07/21/14	\$ 2,804,600	\$ -
Kings Canyon Joint Unified	Fresno	Dunlap Elementary	02-113110	08/05/14	\$ 599,538	\$ -
Clovis Unified	Fresno	Dry Creek Elementary	02-113230	08/07/14	\$ 1,949,260	\$ -
Clovis Unified	Fresno	Tarpey Elementary	02-113314	08/07/14	\$ 1,256,365	\$ -
Porterville Unified	Tulare	Roche Elementary	02-113346	08/08/14	\$ 250,000	\$ -
Rosemead Elementary	Los Angeles	Jason (Mildred B.) Elementary	03-109172	08/12/14	\$ 187,310	\$ -
Rosemead Elementary	Los Angeles	Shuey (Emma W.) Elementary	03-109172	08/12/14	\$ 45,148	\$ -
Rosemead Elementary	Los Angeles	Encinita Elementary	03-109172	08/12/14	\$ 39,262	\$ -
Rosemead Elementary	Los Angeles	Savannah Elementary	03-110340	08/12/14	\$ 173,302	\$ -
San Francisco Unified	San Francisco	Yick Wo Elementary	01-113012	08/12/14	\$ 1,612,684	\$ -
Santa Barbara Unified	Santa Barbara	Adams Elementary	03-114770	08/13/14	\$ 368,825	\$ -
Fortuna Union High	Humbolt	East High (Continuation)	01-113819	08/20/14	\$ 1,007,075	\$ -
Templeton Unified	San Luis Obispo	Templeton Middle	01-113979	08/20/14	\$ 834,170	\$ -
Clovis Unified	Fresno	Clark Intermediate	02-113391	09/05/14	\$ 4,570,058	\$ -
Ross Valley	Marin	White Hill Middle	01-112496	09/05/14	\$ 1,338,237	\$ -
Clovis Unified	Fresno	Clovis West High	02-112673	09/16/14	\$ 517,691	\$ -
Clovis Unified	Fresno	Miramonte Elementary	02-113205	09/16/14	\$ 783,242	\$ -
Morongo Unified	San Bernardino	Yucca Valley High	04-110759	09/16/14	\$ 5,410,602	\$ -

ATTACHMENT

SFP APPLICATIONS

Modernization Acknowledged Applications Received Past Existing Authority as of March 31, 2017

Colton Joint Unified	San Bernardino	Zimmerman Elementary	04-112533	09/17/14	\$ 2,888,885	\$ -
Colton Joint Unified	San Bernardino	D'Arcy Elementary	04-107527	09/17/14	\$ 520,433	\$ -
Lindsay Unified	Tulare	Reagan Elementary	02-113289	09/19/14	\$ 1,340,413	\$ -
Clovis Unified	Fresno	Sierra Vista Elementary	02-113352	09/23/14	\$ 1,672,984	\$ -
Colton Joint Unified	San Bernardino	Terrace View Elementary	04-112143	09/25/14	\$ 2,362,795	\$ -
Colton Joint Unified	San Bernardino	Ruth O. Harris Middle	04-107528	10/03/14	\$ 1,374,808	\$ -
Clovis Unified	Fresno	Temperance-Kutner Elementary	02-113278	10/06/14	\$ 1,946,252	\$ -
Santa Barbara Unified	Santa Barbara	Washington Elementary	03-114742	10/08/14	\$ 631,223	\$ -
San Francisco Unified	San Francisco	Burton (Philip A.) High	01-113371	10/10/14	\$ 16,274,305	\$ -
San Francisco Unified	San Francisco	James Lick Middle	01-113926	10/22/14	\$ 4,192,285	\$ -
Solano County Office of Education	Solano	Jones (K. I.) Elementary	02-113376	10/23/14	\$ 289,236	\$ 192,824
Solano County Office of Education	Solano	Golden West Middle	02-113375	10/23/14	\$ 118,789	\$ 79,193
Ripon Unified	San Joaquin	Weston Elementary	02-113479	10/23/14	\$ 401,234	\$ -
Simi Valley Unified	Ventura	White Oak Elementary	03-114918	10/29/14	\$ 2,310,557	\$ -
Oxnard Elementary	Ventura	McAuliffe Elementary	03-115302	11/13/14	\$ 97,430	\$ -
Oxnard Elementary	Ventura	Fremont Middle	03-115297	11/13/14	\$ 890,364	\$ -
Newport-Mesa Unified	Orange	Corona Del Mar High	04-112200	11/19/14	\$ 234,518	\$ -
Visalia Unified	Tulare	Redwood High	02-113370	12/03/14	\$ 661,554	\$ -
Mill Valley Elementary	Marin	Tamalpais Valley Elementary	01-111688	12/05/14	\$ 1,362,980	\$ 908,653
Clovis Unified	Fresno	Gettysburg Elementary	02-112730	12/23/14	\$ 2,608,021	\$ -
San Francisco Unified	San Francisco	Academy of Arts and Sciences	01-114473	12/23/14	\$ 1,966,320	\$ -
San Francisco Unified	San Francisco	Ruth Asawa School of the Arts	01-114087	12/23/14	\$ 3,754,264	\$ -
Manzanita Elementary	Butte	Manzanita Elementary	02-113481	12/30/14	\$ 1,298,165	\$ 1,298,165
Biggs Unified	Butte	Biggs Elementary	02-112116	02/03/15	\$ 1,369,709	\$ 1,369,709
Biggs Unified	Butte	Biggs High	02-112213	02/03/15	\$ 1,410,217	\$ 1,410,217
Biggs Unified	Butte	Biggs Middle	02-112213	02/03/15	\$ 589,892	\$ 589,892
Biggs Unified	Butte	Richvale Elementary	03-112074	02/03/15	\$ 191,342	\$ 191,342
Long Beach Unified	Los Angeles	David Starr Jordan High	03-115320	02/05/15	\$ 5,707,593	\$ -
Anaheim City Elementary	Orange	Stoddard Elementary	04-112654	02/17/15	\$ 4,909,955	\$ -
San Francisco Unified	San Francisco	McKinley Elementary	01-114361	02/17/15	\$ 2,089,664	\$ -
Jefferson Elementary	San Joaquin	Jefferson Elementary	02-113192	03/19/15	\$ 2,446,857	\$ -
Elk Grove Unified	Sacramento	Dillard Elementary	02-112796	03/23/15	\$ 1,154,316	\$ -
Fremont Union High	Santa Clara	Homestead High	01-113635	03/25/15	\$ 1,331,043	\$ -
Capay Joint Union Elementary	Glenn	Capay Joint Union Elementary	02-113678	03/27/15	\$ 1,111,598	\$ 741,065
Bakersfield City Elementary	Kern	Compton Junior High	03-113001	04/08/15	\$ 4,599,539	\$ -
San Francisco Unified	San Francisco	Longfellow Elementary	01-114430	04/14/15	\$ 3,843,211	\$ -
San Francisco Unified	San Francisco	Daniel Webster Elementary	01-114446	05/04/15	\$ 2,560,618	\$ -
Temple City Unified	Los Angeles	Cloverly Elementary	03-115711	05/14/15	\$ 1,621,094	\$ -
Burrel Union Elementary	Fresno	Burrel Elementary	Site / Design	05/22/15	\$ 83,711	\$ 55,807
Sanger Unified	Fresno	Lincoln Elementary	02-113462	05/28/15	\$ 949,356	\$ -
San Francisco Unified	San Francisco	Paul Revere Elementary	01-114431	05/29/15	\$ 3,320,537	\$ -
Palm Springs Unified	Riverside	Wenzlaff (Edward) Elementary	04-113068	06/11/15	\$ 3,421,451	\$ -
Clovis Unified	Fresno	Weldon Elementary	02-113906	06/19/15	\$ 2,619,029	\$ -
Dinuba Unified	Tulare	Lincoln Elementary	Site / Design	06/22/15	\$ 121,470	\$ 80,980
Dinuba Unified	Tulare	Roosevelt Elementary	Site / Design	06/22/15	\$ 70,902	\$ 47,268

ATTACHMENT

SFP APPLICATIONS

Modernization Acknowledged Applications Received Past Existing Authority as of March 31, 2017

Brawley Elementary	Imperial	Hidalgo Elementary	04-113576	06/25/15	\$ 867,851	\$ -
Temple City Unified	Los Angeles	La Rosa Elementary	03-115712	06/26/15	\$ 1,707,141	\$ -
Culver City Unified	Los Angeles	Farragut Elementary	03-115184	07/27/15	\$ 572,219	\$ -
Solano County Office of Education	Solano	Armijo High	02-113466	08/03/15	\$ 277,700	\$ 185,133
Solano County Office of Education	Solano	Grange Middle	02-113374	08/03/15	\$ 126,151	\$ 84,101
Twin Rivers Unified	Sacramento	Del Paso Heights Elementary	02-111881	08/06/15	\$ 268,395	\$ -
Clovis Unified	Fresno	Kastner Intermediate	02-113917	08/07/15	\$ 1,079,855	\$ -
Culver City Unified	Los Angeles	Culver City Middle	03-114281	08/11/15	\$ 187,161	\$ -
Pomona Unified	Los Angeles	Lexington Elementary	03-115933	09/02/15	\$ 1,273,323	\$ -
Pomona Unified	Los Angeles	Philadelphia Elementary	03-115249	09/02/15	\$ 1,243,356	\$ -
Newport-Mesa Unified	Orange	Newport Harbor High	04-114028	09/22/15	\$ 1,133,733	\$ -
Taft City Elementary	Kern	Jefferson Elementary	03-114544	09/28/15	\$ 962,991	\$ -
Taft City Elementary	Kern	Conley Elementary	03-114542	09/30/15	\$ 699,785	\$ -
Grossmont Union High	San Diego	Monte Vista High	04-113960	10/01/15	\$ 295,357	\$ -
Alta Vista Elementary	Tulare	Alta Vista Elementary	Site / Design	10/02/15	\$ 157,085	\$ 104,723
Sanger Unified	Fresno	Madison Elementary	02-113377	10/05/15	\$ 1,637,493	\$ -
Ventura County Office of Education	Ventura	Gateway Community	Site / Design	10/09/15	\$ 80,188	\$ 53,459
Ventura County Office of Education	Ventura	Dean Triggs	Site / Design	10/09/15	\$ 28,249	\$ 18,833
Culver City Unified	Los Angeles	Culver City High	03-114282	10/19/15	\$ 452,893	\$ -
Newman Crows Landing Unified	Stanislaus	Bonita Elementary	02-114094	10/23/15	\$ 427,220	\$ -
Saddleback Valley Unified	Orange	La Tierra Elementary	04-112688	10/26/15	\$ 1,616,860	\$ -
Chico Unified	Butte	Bidwell Junior High	02-113979	10/30/15	\$ 553,205	\$ -
San Juan Unified	Sacramento	Winston Churchill Middle	02-113760	10/30/15	\$ 968,435	\$ -
Central Elementary	San Bernardino	Valle Vista Elementary	04-112321	11/03/15	\$ 2,306,776	\$ -
Pomona Unified	Los Angeles	Ganesh Senior High	03-114780	11/23/15	\$ 2,225,949	\$ -
Santa Barbara Unified	Santa Barbara	Goleta Valley Junior High	03-115995	11/30/15	\$ 264,781	\$ -
Oak Valley Union Elementary	Tulare	Oak Valley Elementary	Site / Design	12/01/15	\$ 132,941	\$ 88,627
Placentia-Yorba Linda Unified	Orange	Valencia High	04-113882	12/07/15	\$ 2,164,084	\$ -
Tipton Elementary	Tulare	Tipton Elementary	Site / Design	01/05/16	\$ 188,481	\$ 125,654
Antioch Unified	Contra Costa	Antioch High	01-114406	01/22/16	\$ 1,003,154	\$ -
San Ramon Unified	Contra Costa	Armstrong Elementary	01-113826	01/29/16	\$ 743,550	\$ -
Grossmont Union High	San Diego	Mt. Miguel High	04-112022	02/10/16	\$ 733,800	\$ -
Grossmont Union High	San Diego	Grossmont High	04-113655	02/11/16	\$ 9,983,465	\$ -
Happy Valley Elementary	Santa Cruz	Happy Valley Elementary	Site / Design	02/24/16	\$ 104,437	\$ 69,624
Sanger Unified	Fresno	John Wash Elementary	02-113468	02/25/16	\$ 519,190	\$ -
Reef-Sunset Unified	Kings	Avenal Elementary	Site / Design	02/26/16	\$ 305,851	\$ 203,900
Reef-Sunset Unified	Kings	Avenal High	Site / Design	02/26/16	\$ 101,541	\$ 67,694
Reef-Sunset Unified	Kings	Kettleman City Elementary	Site / Design	02/26/16	\$ 118,718	\$ 79,145
Reef-Sunset Unified	Kings	Reef Sunset Middle	Site / Design	02/26/16	\$ 201,989	\$ 134,659
Reef-Sunset Unified	Kings	Sunrise High	Site / Design	02/26/16	\$ 23,729	\$ 15,820
Culver City Unified	Los Angeles	La Ballona Elementary	03-115753	03/07/16	\$ 449,119	\$ -
Azusa Unified	Los Angeles	Sierra Continuation High	03-116403	03/17/16	\$ 45,436	\$ -
San Francisco Unified	San Francisco	Frank McCoppin Elementary	01-115171	04/04/16	\$ 1,717,428	\$ -
Clay Joint Elementary	Fresno	Clay Elementary	Site / Design	04/11/16	\$ 68,458	\$ 45,639
San Francisco Unified	San Francisco	Chin (John Yehall) Elementary	01-115198	04/13/16	\$ 1,601,569	\$ -

ATTACHMENT

SFP APPLICATIONS

Modernization Acknowledged Applications Received Past Existing Authority as of March 31, 2017

Downey Unified	Los Angeles	Warren High	03-116360	04/14/16	\$ 7,790,472	\$ -
Perris Elementary	Riverside	Innovative Horizons Charter (Nan Saunders)	04-113379	04/20/16	\$ 1,146,879	\$ -
Southern Trinity Joint Unified	Trinity	Van Duzen Elementary	02-114483	04/27/16	\$ 320,107	\$ -
Sequoia Union High	San Mateo	Sequoia High	01-115084	05/09/16	\$ 870,887	\$ -
Downey Unified	Los Angeles	Warren High	03-116676	05/11/16	\$ 1,018,281	\$ -
West Contra Costa Unified	Contra Costa	Pinole Valley High	01-113561	05/13/16	\$ 15,803,479	\$ -
Dinuba Unified	Tulare	Lincoln Elementary	02-114722	05/13/16	\$ 782,875	\$ -
Pomona Unified	Los Angeles	Garey High	03-116667	05/24/16	\$ 2,712,532	\$ -
Tulare City Elementary	Tulare	Roosevelt Elementary	02-114627	06/15/16	\$ 451,482	\$ -
Tulare City Elementary	Tulare	Garden Elementary	02-114628	06/15/16	\$ 603,467	\$ -
Tulare Joint Union High	Tulare	Tulare Union High	02-114047	06/15/16	\$ 1,750,298	\$ -
Pomona Unified	Los Angeles	Lincoln Elementary	03-113862	06/22/16	\$ 651,661	\$ -
Temecula Valley Unified	Riverside	Margarita Middle	04-114496	06/27/16	\$ 3,174,736	\$ -
Temecula Valley Unified	Riverside	Nicolas Valley Elementary	04-114498	06/27/16	\$ 2,254,586	\$ -
Temecula Valley Unified	Riverside	Temecula Valley High	04-114160	06/27/16	\$ 12,171,037	\$ -
Azusa Unified	Los Angeles	Gladstone High	03-116754	07/05/16	\$ 139,323	\$ -
Azusa Unified	Los Angeles	Slauson Intermediate	03-116730	07/05/16	\$ 885,309	\$ -
Stockton Unified	San Joaquin	Roosevelt Elementary	02-113185	07/06/16	\$ 3,308,713	\$ -
Scott Valley Unified	Siskiyou	Scott Valley Junior High	02-112435	07/08/16	\$ 1,111,804	\$ -
Stockton Unified	San Joaquin	Victory Elementary	02-113085	07/12/16	\$ 3,772,638	\$ -
Scott Valley Unified	Siskiyou	Etna Elementary	02-112438	07/12/16	\$ 1,663,871	\$ -
Scott Valley Unified	Siskiyou	Fort Jones Elementary	02-112439	07/12/16	\$ 973,976	\$ -
Clovis Unified	Fresno	Mickey Cox Elementary	02-114555	07/18/16	\$ 445,256	\$ -
Jurupa Unified	Riverside	Jurupa Valley High	04-114384	07/20/16	\$ 2,845,665	\$ -
Garden Grove Unified	Orange	Ralston Intermediate	04-114038	07/21/16	\$ 546,307	\$ -
William S. Hart Union High	Los Angeles	Canyon High	03-114546	07/25/16	\$ 1,076,879	\$ -
Caruthers Unified	Fresno	Caruthers High	02-113943	07/25/16	\$ 465,082	\$ -
Clovis Unified	Fresno	Fancher Creek Elementary	02-114571	07/28/16	\$ 1,830,867	\$ -
Natomas Unified	Sacramento	Natomas High	02-114801	07/28/16	\$ 2,490,244	\$ -
Clovis Unified	Fresno	Cedarwood Elementary	02-114607	08/02/16	\$ 1,161,834	\$ -
Temple City Unified	Los Angeles	Temple City High	03-115901	08/02/16	\$ 11,765,735	\$ -
Redondo Beach Unified	Los Angeles	Parras Middle	03-116169	08/02/16	\$ 2,181,215	\$ -
Redondo Beach Unified	Los Angeles	Adams Middle	03-116140	08/02/16	\$ 947,609	\$ -
Redondo Beach Unified	Los Angeles	Alta Vista Elementary	03-116150	08/02/16	\$ 394,566	\$ -
San Juan Unified	Sacramento	Bella Vista High	02-114829	08/05/16	\$ 807,549	\$ -
Panama-Buena Vista Union	Kern	Sing Lum Elementary	03-115922	08/15/16	\$ 3,349,861	\$ -
Jurupa Unified	Riverside	Jurupa Unified	04-114958	08/18/16	\$ 2,445,171	\$ -
Clovis Unified	Fresno	Gateway High	02-114552	08/19/16	\$ 171,537	\$ -
Downey Unified	Los Angeles	Downey High	03-116546	08/24/16	\$ 8,712,200	\$ -
Long Beach Unified	Los Angeles	Polytechnic High	03-115404	08/25/16	\$ 3,431,021	\$ -
Laytonville Unified	Mendocino	Laytonville Elementary	01-115368	08/25/16	\$ 1,352,300	\$ -
Colton Joint Unified	San Bernardino	Washington Alternative High	04-114774	08/26/16	\$ 717,889	\$ -
Azusa Unified	Los Angeles	Center Middle	03-116709	09/06/16	\$ 1,101,077	\$ -
Newport-Mesa Unified	Orange	Adams Elementary	04-114829	09/07/16	\$ 570,972	\$ -
Newport-Mesa Unified	Orange	Sonora Elementary	04-114827	09/07/16	\$ 489,115	\$ -

ATTACHMENT

SFP APPLICATIONS

Modernization Acknowledged Applications Received Past Existing Authority as of March 31, 2017

Newport-Mesa Unified	Orange	Paularino Elementary	04-114828	09/07/16	\$ 376,080	\$ -
Desert Sands Unified	Riverside	Hoover (Herbert) Elementary	04-115038	09/08/16	\$ 359,051	\$ -
Lincoln Unified	San Joaquin	Lincoln High	02-114061	09/14/16	\$ 1,921,990	\$ -
Winters Joint Unified	Yolo	Winters Middle	02-114717	09/16/16	\$ 669,117	\$ -
San Dieguito Union High	San Diego	Earl Warren Middle	04-113912	09/23/16	\$ 3,567,700	\$ -
Natomas Unified	Sacramento	Leroy Greene Academy	02-114783	09/23/16	\$ 879,707	\$ -
Newport-Mesa Unified	Orange	Early College High	04-114311	09/27/16	\$ 2,922,794	\$ -
Corcoran Joint Unified	Kings	John C. Fremont Elementary	02-114153	09/30/16	\$ 1,951,489	\$ -
Corcoran Joint Unified	Kings	Bret Hart Elementary	02-114144	09/30/16	\$ 267,091	\$ -
Anaheim Union High	Orange	Katella High	04-110713	10/10/16	\$ 6,316,804	\$ -
Stockton Unified	San Joaquin	Stockton Unified Early College Academy	02-112648	10/11/16	\$ 4,993,333	\$ -
Long Beach Unified	Los Angeles	Renaissance High School for the Arts	03-116401	10/13/16	\$ 7,137,107	\$ -
Pioneer Union Elementary	Kings	Pioneer Elementary	02-114826	10/26/16	\$ 1,814,387	\$ -
Colton Joint Unified	San Bernardino	Colton High	04-114716	10/26/16	\$ 1,460,436	\$ -
Sanger Unified	Fresno	Sanger Academy Charter	02-114088	10/28/16	\$ 695,122	\$ -
Manteca Unified	San Joaquin	Golden West Elementary	02-114499	10/28/16	\$ 1,512,559	\$ -
Manteca Unified	San Joaquin	Shasta Elementary	02-114603	10/28/16	\$ 1,467,309	\$ -
Manteca Unified	San Joaquin	Lathrop Elementary	02-114498	10/28/16	\$ 3,590,945	\$ -
Manteca Unified	San Joaquin	Sequoia Elementary	02-114509	10/28/16	\$ 3,379,650	\$ -
Manteca Unified	San Joaquin	Lincoln Elementary	02-114490	10/28/16	\$ 2,637,370	\$ -
Saddleback Valley Unified	Orange	Trabuco Mesa Elementary	04-114897	10/28/16	\$ 2,580,446	\$ -
Saddleback Valley Unified	Orange	Cielo Vista Elementary	04-114898	10/28/16	\$ 3,405,226	\$ -
San Ramon Valley Unified	Contra Costa	Walt Disney Elementary	01-114482	10/31/16	\$ 752,646	\$ -
Clovis Unified	Fresno	Mountain View Elementary	02-113948	10/31/16	\$ 1,753,916	\$ -
Ceres Unified	Stanislaus	Ceres High	02-114716	10/31/16	\$ 508,806	\$ -
San Ramon Valley Unified	Contra Costa	Monte Vista High	01-113951	11/03/16	\$ 943,333	\$ -
Saugus Union	Los Angeles	James Foster Elementary	03-115161	11/04/16	\$ 603,109	\$ -
Saugus Union	Los Angeles	Charles Helmers Elementary	03-115934	11/04/16	\$ 3,019,363	\$ -
Garden Grove Unified	Orange	Leo Carrillo Elementary	04-114071	11/04/16	\$ 473,943	\$ -
Garden Grove Unified	Orange	Post Elementary	04-114070	11/04/16	\$ 610,486	\$ -
Garden Grove Unified	Orange	Sarah McGarvin Intermediate	04-113898	11/04/16	\$ 275,644	\$ -
Garden Grove Unified	Orange	Clinton-Mendenhall Elementary	04-114096	11/04/16	\$ 576,066	\$ -
Garden Grove Unified	Orange	Edward Russell Elementary	04-113984	11/04/16	\$ 461,237	\$ -
Garden Grove Unified	Orange	Garden Grove High	04-113523	11/04/16	\$ 1,851,828	\$ -
Garden Grove Unified	Orange	Patton Elementary	04-114493	11/04/16	\$ 337,209	\$ -
Garden Grove Unified	Orange	Louis Lake Intermediate	04-114695	11/04/16	\$ 273,536	\$ -
Garden Grove Unified	Orange	Leroy L Doig Intermediate	04-113897	11/04/16	\$ 658,503	\$ -
Garden Grove Unified	Orange	Dwight D Eisenhower Elementary	04-114699	11/04/16	\$ 1,016,124	\$ -
Garden Grove Unified	Orange	Bolsa Grande High	04-113328	11/04/16	\$ 981,772	\$ -
Sonora Elementary	Tuolumne	Sonora Elementary	02-113494	11/09/16	\$ 1,980,163	\$ -
Sonora Elementary	Tuolumne	Sonora Elementary	02-113537	11/08/16	\$ 1,302,551	\$ -
Clovis Unified	Fresno	Red Bank Elementary	02-113780	11/14/16	\$ 3,235,128	\$ -
Rosemead	Los Angeles	Janson Elementary	03-113825	11/16/16	\$ 2,473,345	\$ -
Rosemead	Los Angeles	Janson Elementary	03-114183	11/16/16	\$ 2,477,055	\$ -
Rosemead	Los Angeles	Encinita Elementary	03-115766	11/16/16	\$ 1,490,541	\$ -

ATTACHMENT

SFP APPLICATIONS

Modernization Acknowledged Applications Received Past Existing Authority as of March 31, 2017

Grossmont Union High	San Diego	Chaparral High	04-115369	11/17/16	\$ 2,070,961	\$ -
Santa Paula Unified	Ventura	Renaissance High	03-112648	11/17/16	\$ 704,576	\$ -
Azusa Unified	Los Angeles	Paramount Elementary	03-116710	11/18/16	\$ 2,740,036	\$ -
Culver City Unified	Los Angeles	El Marino Elementary	03-117180	11/18/16	\$ 1,300,522	\$ -
Duarte Unified	Los Angeles	Northview Intermediate	03-114391	11/22/16	\$ 3,095,490	\$ -
Traver Joint Elementary	Tulare	Traver Elementary	Site / Design	11/22/16	\$ 100,694	\$ 67,129
Saddleback Valley Unified	Orange	Mission Viejo High	04-113959	11/23/16	\$ 3,923,522	\$ -
Saddleback Valley Unified	Orange	Trabuco Hills High	04-115297	11/29/16	\$ 2,106,288	\$ -
Santa Barbara Unified	Santa Barbara	La Colina Junior High	03-115589	11/29/16	\$ 924,049	\$ -
Princeton Joint Unified	Glenn	Princeton Junior-Senior High	02-114035	12/01/16	\$ 1,006,377	\$ -
Princeton Joint Unified	Glenn	Princeton Elementary	02-114036	12/01/16	\$ 330,205	\$ -
Placer Union High	Placer	Placer High	02-103255	12/01/16	\$ 3,055,182	\$ -
Torrance Unified	Los Angeles	Torrance High	03-115490	12/06/16	\$ 4,031,030	\$ -
Merced City Elementary	Merced	Hoover Middle	02-114807	12/07/16	\$ 3,644,562	\$ -
Stockton Unified	San Joaquin	Edison Senior High	02-112038	12/07/16	\$ 15,498,438	\$ -
Newport-Mesa Unified	Orange	Corona Del Mar High	04-112779	12/12/16	\$ 5,320,261	\$ -
Palm Springs Unified	Riverside	Raymond Cree Middle	04-114106	12/12/16	\$ 570,328	\$ -
Franklin-McKinley Elementary	Santa Clara	Franklin Elementary	01-115325	12/14/16	\$ 2,258,272	\$ -
Placer Union High	Placer	Del Oro High	02-112983	12/15/16	\$ 2,669,329	\$ -
Garden Grove Unified	Orange	Marie Hare Continuation High	04-114655	12/21/16	\$ 856,163	\$ -
Moreno Valley Unified	Riverside	Edgemont Elementary	04-114500	12/23/16	\$ 1,014,968	\$ -
Moreno Valley Unified	Riverside	Moreno Valley High	04-114833	12/23/16	\$ 1,597,069	\$ -
Alvord Unified	Riverside	Crista S. McAuliffe Elementary	04-114838	12/28/16	\$ 804,623	\$ -
Alvord Unified	Riverside	La Sierra High	04-115192	12/28/16	\$ 2,600,497	\$ -
Alvord Unified	Riverside	Foothill Elementary	04-114835	12/28/16	\$ 1,449,459	\$ -
Jurupa Unified	Riverside	Peralta Elementary	04-113003	12/29/16	\$ 667,848	\$ -
Folsom-Cordova Unified	Sacramento	Sundahl (Carl H.) Elementary	02-114741	01/06/17	\$ 1,820,071	\$ -
Woodville Elementary	Tulare	Woodville Elementary	Site / Design	01/06/17	\$ 166,414	\$ 110,943
Lancaster Elementary	Los Angeles	Joshua Elementary	03-115843	01/11/17	\$ 1,450,186	\$ -
Hollister Elementary	San Benito	Cerra Vista Elementary	01-115442	01/11/17	\$ 1,051,133	\$ -
Hollister Elementary	San Benito	Calaveras Elementary	01-115441	01/11/17	\$ 1,072,673	\$ -
Torrance Unified	Los Angeles	North High	03-114135	01/12/17	\$ 2,186,461	\$ -
Corcoran Unified	Kings	John Muir Middle	02-114942	01/13/17	\$ 2,156,370	\$ -
Merced City	Merced	Chenoweth Elementary	02-114604	01/17/17	\$ 1,284,935	\$ -
Merced City	Merced	Chenoweth Elementary	02-114806	01/17/17	\$ 638,770	\$ -
Rincon Valley Unioin Elementary	Sonoma	Binkley Elementary	01-114720	01/17/17	\$ 1,338,594	\$ -
Rincon Valley Unioin Elementary	Sonoma	Madrone Elementary	01-114722	01/17/17	\$ 567,706	\$ -
Pacific Elementary	Santa Cruz	Pacific Elementary	Site / Design	01/20/17	\$ 45,551	\$ 30,368
Westside Union Elementary	Los Angeles	Cottonwood Elementary	03-116371	01/24/17	\$ 2,132,422	\$ -
Gridley Unified	Butte	Sycamore Middle	02-113425	01/24/17	\$ 640,867	\$ -
Gridley Unified	Butte	Sycamore Middle	02-114053	01/24/17	\$ 634,874	\$ -
Gridley Unified	Butte	Wilson Elementary	02-114056	01/24/17	\$ 953,374	\$ -
Gridley Unified	Butte	Wilson Elementary	02-113423	01/24/17	\$ 854,686	\$ -
Gridley Unified	Butte	McKinley Elementary	02-114055	01/24/17	\$ 1,338,542	\$ -
Pollock Pines Elementary	El Dorado	Pinewood Elementary	02-114793	01/25/17	\$ 1,105,959	\$ -

ATTACHMENT

SFP APPLICATIONS

Modernization Acknowledged Applications Received Past Existing Authority as of March 31, 2017

Pollock Pines Elementary	El Dorado	Sierra Ridge Middle	02-115038	01/25/17	\$ 1,282,807	\$ -
Atascadero Unified	San Luis Obispo	Santa Rosa Academy	01-113672	01/25/17	\$ 3,450,449	\$ -
Arvin Union Elementary	Kern	Haven Drive Middle	03-116831	01/26/17	\$ 1,506,261	\$ -
Pixley Union Elementary	Tulare	Pixley Union Elementary	02-114689	01/26/17	\$ 3,418,758	\$ 2,279,172
Atascadero Unified	San Luis Obispo	San Gabriel Elementary	01-114109	02/01/17	\$ 2,567,362	\$ -
San Carlos Elementary	San Mateo	Tierra Linda Middle	01-115589	02/01/17	\$ 3,960,544	\$ -
Jurupa Unified	Riverside	Ina Arbuckle Elementary	04-114990	02/03/17	\$ 2,457,148	\$ -
San Juan Unified	Sacramento	Citrus Heights Elementary	02-114377	02/03/17	\$ 297,261	\$ -
Corcoran Joint Unified	Kings	Mark Twain Elementary	02-114840	02/07/17	\$ 2,019,861	\$ -
Newcastle Elementary	Placer	Newcastle Elementary	Site / Design	02/07/17	\$ 80,508	\$ 53,672
Grossmont Union High	San Diego	El Capitan High	04-115058	02/07/17	\$ 242,388	
Tahoe-Truckee Joint Unified	Placer	Glenshire Elementary	02-114941	02/13/17	\$ 1,042,848	\$ -
Tracy Unified	San Joaquin	South West Park Elementary	02-113837	02/14/17	\$ 2,659,552	\$ -
Azusa Unified	Los Angeles	Center Middle	03-117826	02/15/17	\$ 3,296,598	\$ -
Alameda Unified	Alameda	Alameda High	01-116058	02/23/17	\$ 1,679,127	\$ -
Banta Elementary	San Joaquin	Banta Elementary	Site / Design	02/23/17	\$ 80,632	\$ 53,755
Sequoia Union Elementary	Tulare	Sequoia Elementary	Site / Design	02/24/17	\$ 168,807	\$ 112,538
Jurupa Unified	Riverside	Jurupa Valley High	04-115546	02/27/17	\$ 1,595,262	\$ -
San Juan Unified	Sacramento	Bella Vista High	02-114532	02/27/17	\$ 741,237	\$ -
Southern Humboldt Joint Unified	Humboldt	South Fork High	01-115652	03/03/17	\$ 2,114,533	\$ -
Atascadero Unified	San Luis Obispo	Atascadero Junior High	01-114360	03/03/17	\$ 5,164,441	\$ -
Desert Sands Unified	Riverside	La Quinta Middle	04-115386	03/06/17	\$ 2,566,440	\$ -
Palm Springs Unified	Riverside	Agua Caliente Elementary	04-114748	03/07/17	\$ 1,179,108	\$ -
Sierra Sands Unified	Kern	Burroughs High	03-115512	03/07/17	\$ 8,093,864	\$ 5,395,909
San Ramon Valley Unified	Contra Costa	Bollinger Canyon Elementary	01-115766	03/13/17	\$ 502,912	\$ -
San Ramon Valley Unified	Contra Costa	Los Cerros Middle	01-115785	03/13/17	\$ 1,001,109	\$ -
Sierra Sands Unified	Kern	Murray Middle	03-116198	03/13/17	\$ 4,810,926	\$ 3,207,284
Azusa Unified	Los Angeles	Slauson Middle	03-117597	03/15/17	\$ 4,694,932	\$ -
San Ramon Valley Unified	Contra Costa	Pine Valley Middle	01-115789	03/16/17	\$ 858,187	\$ -
San Ramon Valley Unified	Contra Costa	Tassajara Hills Elementary	01-115787	03/16/17	\$ 670,550	\$ -
Dinuba Unified	Tulare	Dinuba High	Site / Design	03/16/17	\$ 840,068	\$ 560,046
Dinuba Unified	Tulare	Jefferson Elementary	Site / Design	03/16/17	\$ 190,260	\$ 126,840
Dinuba Unified	Tulare	Lincoln Elementary	Site / Design	03/16/17	\$ 100,240	\$ 66,827
Torrance Unified	Los Angeles	Calle Mayor Middle School	03-113462	03/22/17	\$ 1,326,473	\$ -
Downey Unified	Los Angeles	Stauffer Middle	03-117243	03/23/17	\$ 7,237,121	\$ -
Central Elementary	San Bernardino	Dona Merced Elementary	04-114865	03/28/17	\$ 700,193	\$ -
Central Elementary	San Bernardino	Bear Gulch Elementary	04-114866	03/28/17	\$ 826,805	\$ -
					\$ 746,569,931	\$ 45,337,664
Total Modernization applications acknowledged by SAB:			439		\$	791,907,595

Tentative Workload

May 2017

ACTION ITEMS

REPORTS, DISCUSSION and INFORMATION ITEMS

Standard Information Items

FINANCIAL REPORTS

Status of Fund Releases

Status of Funds

Tentative Workload

June 2017

ACTION ITEMS

Regulation Amendments to Extend the General Site Development Grant

REPORTS, DISCUSSION and INFORMATION ITEMS

Standard Information Items

FINANCIAL REPORTS

Status of Fund Releases

Status of Funds

Tentative Workload

August 2017

ACTION ITEMS

REPORTS, DISCUSSION and INFORMATION ITEMS

Standard Information Items

FINANCIAL REPORTS

Status of Fund Releases

Status of Funds

APPEALS Received as of March 31, 2017

Appeal Received Date	District	Tentative SAB Date*	Description
3/17/2017	Alameda City Unified School District/Alameda	6/2017	District requests Seismic Mitigation Program replacement funding in order to rehabilitate a historic building.

*Please note: Tentative SAB Date is not a guaranteed meeting date and may be subject to change.

STATE ALLOCATION BOARD MEETING DATES

The State Allocation Board (SAB) meeting dates for the 2017 calendar year are as follows:

<u>Board Date</u>	<u>Type of Meeting</u>
February 22, 2017*	Monthly (Consent/Appeals/Action) Canceled
March 22, 2017*	Monthly (Consent/Appeals/Action) Canceled
April 26, 2017*	Monthly (Consent/Appeals/Action) Rescheduled
April 24, 2017*	Monthly (Consent/Appeals/Action)
May 24, 2017*	Monthly (Consent/Appeals/Action)
June 28, 2017*	Monthly (Consent/Appeals/Action)
July 26, 2017*	Monthly (Consent/Appeals/Action)
August 23, 2017*	Monthly (Consent/Appeals/Action)
September 27, 2017*	Monthly (Consent/Appeals/Action)
October 25, 2017*	Monthly (Consent/Appeals/Action)
December 2017*	Monthly (Consent/Appeals/Action)

*The projected dates and time will be determined upon the discussion with the Vice-Chair and Chair based on workload.

The SAB meets in different rooms within the State Capitol at 4:00 p.m. when the State Legislature is in session and at 2:00 p.m. when the State Legislature is out on recess. Due to scheduling changes within the Legislature, some of the SAB meetings may be canceled or changed with short notice.

INFORMATION ITEM

SCHOOL FACILITY PROGRAM NEW CONSTRUCTION AND MODERNIZATION UNFUNDED LIST (as of January 25, 2017)

The New Construction and Modernization projects on this list have received an “unfunded” approval by the State Allocation Board (SAB). Note that an “unfunded” approval does not guarantee a future apportionment by the SAB.

Published monthly in the SAB Agenda.

This report is also on the OPSC Web site at:
www.dgs.ca.gov/opsc

Unfunded Approvals as of
January 25, 2017 SAB

County	School District	Application Number	Program	Approval	Received Date	SAB Unfunded Approval	Financial Hardship Apportionment	Loan	State Share	Total Apportionment	Cumulative Amount	Submitted Certification Letter November 2016
IMPERIAL	BRAWLEY UNION HIGH	58/63081-00-002	Rehabilitation	G	3/16/2016	5/25/2016	0.00	0.00	859,181.00	859,181.00	859,181.00	Yes
ORANGE	BUENA PARK ELEMENTARY	58/66456-00-003	Rehabilitation	G	3/28/2016	8/17/2016	0.00	0.00	667,915.00	667,915.00	1,527,096.00	Yes
CONTRA COSTA	WEST CONTRA COSTA UNIFIED	58/61796-00-005	Rehabilitation	G	5/13/2016	8/17/2016	0.00	0.00	2,740,128.00	2,740,128.00	4,267,224.00	Yes
ORANGE	OCEAN VIEW ELEMENTARY	58/66613-00-002	Rehabilitation	G	9/24/2015	10/17/2016	0.00	0.00	2,674,468.00	2,674,468.00	6,941,692.00	Yes
ORANGE	OCEAN VIEW ELEMENTARY	58/66613-00-003	Rehabilitation	G	9/24/2015	10/17/2016	0.00	0.00	3,007,181.00	3,007,181.00	9,948,873.00	Yes
RIVERSIDE	HEMET UNIFIED	51/67082-00-001	Facility Hardship	G	4/25/2016	10/17/2016	0.00	0.00	6,012,331.00	6,012,331.00	15,961,204.00	Yes
RIVERSIDE	RIVERSIDE UNIFIED	58/67215-00-001	Rehabilitation	G	5/10/2016	10/17/2016	0.00	0.00	1,405,698.00	1,405,698.00	17,366,902.00	Yes
ORANGE	BUENA PARK ELEMENTARY	58/66456-00-004	Rehabilitation	G	6/8/2016	10/17/2016	0.00	0.00	541,571.00	541,571.00	17,908,473.00	Yes
SACRAMENTO	SAN JUAN UNIFIED	51/67447-00-001	Facility Hardship	G	8/5/2016	10/17/2016	0.00	0.00	2,347,793.00	2,347,793.00	20,256,266.00	Yes
SAN DIEGO	FALLBROOK UNION ELEMENTARY	51/68114-00-001	Facility Hardship	G	9/23/2016	12/5/2016	0.00	0.00	10,370,167.00	10,370,167.00	30,626,433.00	Yes
SAN DIEGO	FALLBROOK UNION ELEMENTARY	51/68114-00-002	Facility Hardship	G	9/23/2016	12/5/2016	0.00	0.00	708,543.00	708,543.00	31,334,976.00	Yes
PLUMAS	PLUMAS UNIFIED	58/66969-00-001	Rehabilitation	G	10/1/2016	1/25/2017	0.00	0.00	684,432.00	684,432.00	32,019,408.00	n/a
LOS ANGELES	ALHAMBRA UNIFIED	56/75713-00-002	Overcrowding Relief Grant	L	7/31/2008	8/17/2016	0.00	0.00	146,325.00	146,325.00	32,165,733.00	n/a
RIVERSIDE	VAL VERDE UNIFIED	56/75242-00-001	Overcrowding Relief Grant	G	5/22/2013	8/17/2016	0.00	0.00	7,729,394.00	7,729,394.00	39,895,127.00	Yes
SANTA CLARA	ALUM ROCK UNION ELEMENTARY	54/69369-00-002	Charter	D	5/30/2014	11/15/2016	0.00	440,359.70	440,359.70	880,719.40	40,775,846.40	Yes
SANTA CLARA	ALUM ROCK UNION ELEMENTARY	54/69369-00-003	Charter	D	5/30/2014	11/15/2016	0.00	25,675.55	25,675.55	51,351.10	40,827,197.50	Yes
ORANGE	SANTA ANA UNIFIED	54/66670-00-004	Charter	G	9/28/2016	12/5/2016	0.00	11,271,188.70	11,271,188.70	22,542,377.40	63,369,574.90	Yes
BUTTE	CHICO UNIFIED	54/61424-00-004	Charter	G	10/3/2016	12/5/2016	0.00	162,845.00	162,845.00	325,690.00	63,695,264.90	Yes
Total								0	11,900,069	51,795,196	63,695,265	

*This Unfunded List (Lack of AB 55 Loans) includes \$0.9 million for 2 projects for Charter School Facilities Program Preliminary Apportionments for Design Funding.

Unfunded Charter Preliminary
As of January 25, 2017 SAB

County	School District	Application Number	Program	Approval	Received Date	SAB Date	Financial Hardship Apportionment	Loan	State Share	Total Apportionment	Prop. 47	Prop. 55	Prop. 1D
Unfunded Charter PA's													
ALAMEDA	OAKLAND UNIFIED	54/61259-09-001	Charter	P	6/1/2007	5/28/2008	0.00	5,956,392.60	5,956,393.05	11,912,785.65	0.00	0.00	11,912,785.65
ALAMEDA	SAN LORENZO UNIFIED	54/61309-00-002	Charter	P	6/5/2007	5/28/2008	0.00	1,623,573.90	1,623,573.90	3,247,147.80	0.00	0.00	3,247,147.80
LOS ANGELES	LOS ANGELES UNIFIED	54/64733-00-049	Charter	P	6/5/2007	5/28/2008	0.00	13,952,449.30	13,952,449.30	27,904,898.60	0.00	0.00	27,904,898.60
LOS ANGELES	LOS ANGELES UNIFIED	54/64733-00-053	Charter	P	6/5/2007	5/28/2008	0.00	4,948,612.30	5,448,612.30	10,397,224.60	0.00	0.00	10,397,224.60
LOS ANGELES	LOS ANGELES UNIFIED	54/64733-00-064	Charter	P	6/5/2007	5/28/2008	0.00	5,480,159.00	5,480,159.00	10,960,318.00	0.00	0.00	10,960,318.00
SANTA BARBARA	COLLEGE ELEMENTARY	54/69179-00-001	Charter	P	6/5/2007	5/28/2008	0.00	0.00	4,081,793.60	4,081,793.60	0.00	0.00	4,081,793.60
LOS ANGELES	LOS ANGELES UNIFIED	54/64733-00-073	Charter	P	9/25/2009	4/27/2011	0.00	6,065,969.60	6,315,969.60	12,381,939.20	6,502,716.00	0.00	5,879,223.20
SAN DIEGO	SAN DIEGO UNIFIED	54/68338-02-002	Charter	P	9/28/2009	7/12/2011	0.00	1,366,254.90	1,366,254.90	2,732,509.80	0.00	0.00	2,732,509.80
ALAMEDA	OAKLAND UNIFIED	54/61259-00-004	Charter	P	5/30/2014	11/25/2014	0.00	5,499,728.10	5,499,728.10	10,999,456.20	0.00	10,999,456.20	0.00
BUTTE	CHICO UNIFIED	54/61424-00-005	Charter	P	4/1/2014	4/15/2015	0.00	249,318.00	249,318.00	498,636.00	0.00	0.00	498,636.00
SONOMA	SANTA ROSA HIIGH	54/70920-00-004	Charter	P	4/1/2014	4/15/2015	0.00	4,603,432.50	4,603,432.50	9,206,865.00	0.00	0.00	9,206,865.00
SONOMA	SANTA ROSA HIIGH	54/70920-00-003	Charter	P	4/3/2014	4/15/2015	0.00	319,127.40	319,127.40	638,254.80	0.00	0.00	638,254.80
SAN JOAQUIN	TRACY JOINT UNIFIED	54/75499-00-003	Charter	P	4/30/2014	4/15/2015	0.00	0.00	2,221,196.40	2,221,196.40	0.00	0.00	2,221,196.40
SAN JOAQUIN	TRACY JOINT UNIFIED	54/75499-00-004	Charter	P	4/30/2014	4/15/2015	0.00	0.00	1,752,495.30	1,752,495.30	0.00	0.00	1,752,495.30
SANTA CLARA	ALUM ROCK UNION ELEMENTARY	54/69369-00-002	Charter	P	5/30/2014	4/15/2015	0.00	3,963,237.30	3,963,237.30	7,926,474.60	0.00	0.00	7,926,474.60
ALAMEDA	OAKLAND UNIFIED	54/61259-13-002	Charter	P	5/28/2014	5/27/2015	0.00	2,916,055.40	2,916,055.40	5,832,110.80	0.00	0.00	5,832,110.80
ALAMEDA	OAKLAND UNIFIED	54/61259-13-002	Charter	P	5/28/2014	8/26/2015	0.00	8,558,059.50	8,558,059.50	17,116,119.00	0.00	0.00	17,116,119.00
SANTA CLARA	ALUM ROCK UNION ELEMENTARY	54/69369-00-003	Charter	P	5/30/2014	12/9/2015	0.00	231,079.95	231,079.95	462,159.90	0.00	10,660.00	451,499.90
Total								65,733,450	74,538,936	140,272,385	6,502,716	11,010,116	122,759,553

*This Charter Unfunded Preliminary List does not include \$0.9 million for 2 projects for Charter School Facilities Program Preliminary Apportionments for Design Funding.

Unfunded Approvals as of
January 25, 2017 SAB

County	School District	Application Number	Program	Approval	Received Date	SAB Unfunded Approval	Financial Hardship Apportionment	Loan	State Share	Total Apportionment	Cumulative Total	SAB Approved
LOS ANGELES	LOS ANGELES UNIFIED	57/64733-00-585	Modernization	G	5/10/2012	12/12/2012	0.00	0.00	7,311,673.00	7,311,673.00	7,311,673.00	Yes
LOS ANGELES	LOS ANGELES UNIFIED	57/64733-16-010	Modernization	G	5/10/2012	12/12/2012	0.00	0.00	913,941.00	913,941.00	8,225,614.00	Yes
ORANGE	PLACENTIA-YORBA LINDA UNIFIED	57/66647-00-033	Modernization	G	5/10/2012	12/12/2012	0.00	0.00	1,758,421.00	1,758,421.00	9,984,035.00	Yes
ORANGE	SANTA ANA UNIFIED	57/66670-00-052	Modernization	G	5/11/2012	12/12/2012	0.00	0.00	3,220,891.00	3,220,891.00	13,204,926.00	Yes
FRESNO	FRESNO UNIFIED	57/62166-00-137	Modernization	G	5/15/2012	12/12/2012	0.00	0.00	4,488,621.00	4,488,621.00	17,693,547.00	Yes
KERN	SIERRA SANDS UNIFIED	57/73742-00-008	Modernization	G	5/15/2012	12/12/2012	0.00	0.00	5,042,273.00	5,042,273.00	22,735,820.00	Yes
FRESNO	CENTRAL UNIFIED	57/73965-00-006	Modernization	G	5/17/2012	12/12/2012	0.00	0.00	1,502,290.00	1,502,290.00	24,238,110.00	Yes
ORANGE	ANAHEIM CITY	57/66423-00-030	Modernization	G	5/17/2012	12/12/2012	0.00	0.00	4,997,913.00	4,997,913.00	29,236,023.00	Yes
SAN JOAQUIN	STOCKTON UNIFIED	57/68676-00-034	Modernization	G	5/21/2012	12/12/2012	0.00	0.00	700,708.00	700,708.00	29,936,731.00	Yes
SAN DIEGO	SANTEE ELEMENTARY	57/68361-00-010	Modernization	G	5/25/2012	12/12/2012	0.00	0.00	259,210.00	259,210.00	30,195,941.00	Yes
LOS ANGELES	LOS ANGELES UNIFIED	57/64733-37-006	Modernization	G	5/29/2012	12/12/2012	0.00	0.00	372,000.00	372,000.00	30,567,941.00	Yes
MARIN	LARKSPUR ELEMENTARY	57/65367-00-003	Modernization	G	5/30/2012	12/12/2012	0.00	0.00	716,504.00	716,504.00	31,284,445.00	Yes
CONTRA COSTA	PITTSBURG UNIFIED	57/61788-00-009	Modernization	G	5/31/2012	12/12/2012	0.00	0.00	3,272,108.00	3,272,108.00	34,556,553.00	Yes
SAN DIEGO	GROSSMONT UNION HIGH	57/68130-00-018	Modernization	G	6/1/2012	12/12/2012	0.00	0.00	1,943,275.00	1,943,275.00	36,499,828.00	Yes
SAN JOAQUIN	STOCKTON UNIFIED	57/68676-00-035	Modernization	G	6/4/2012	12/12/2012	0.00	0.00	136,160.00	136,160.00	36,635,988.00	Yes
HUMBOLDT	EUREKA CITY UNIFIED	57/75515-00-011	Modernization	G	6/8/2012	1/23/2013	0.00	0.00	353,464.00	353,464.00	36,989,452.00	Yes
HUMBOLDT	EUREKA CITY UNIFIED	57/75515-00-011	Modernization	G	6/8/2012	3/20/2013	0.00	0.00	11,126.00	11,126.00	37,000,578.00	Yes
SAN DIEGO	CARLSBAD UNIFIED	57/73551-00-009	Modernization	G	6/8/2012	1/23/2013	0.00	0.00	2,236,680.00	2,236,680.00	39,237,258.00	Yes
SAN DIEGO	CARLSBAD UNIFIED	57/73551-00-009	Modernization	G	6/8/2012	3/20/2013	0.00	0.00	70,162.00	70,162.00	39,307,420.00	Yes
FRESNO	WASHINGTON UNIFIED	57/76778-00-001	Modernization	G	6/12/2012	1/23/2013	0.00	0.00	5,732,333.00	5,732,333.00	45,039,753.00	Yes
FRESNO	WASHINGTON UNIFIED	57/76778-00-001	Modernization	G	6/12/2012	3/20/2013	0.00	0.00	173,732.00	173,732.00	45,213,485.00	Yes
MARIN	LARKSPUR ELEMENTARY	57/65367-00-004	Modernization	G	6/12/2012	1/23/2013	0.00	0.00	1,034,935.00	1,034,935.00	46,248,420.00	Yes
MARIN	LARKSPUR ELEMENTARY	57/65367-00-004	Modernization	G	6/12/2012	3/20/2013	0.00	0.00	32,350.00	32,350.00	46,280,770.00	Yes
EL DORADO	LAKE TAHOE UNIFIED	57/61903-00-007	Modernization	G	6/14/2012	1/23/2013	0.00	0.00	1,308,551.00	1,308,551.00	47,589,321.00	Yes
EL DORADO	LAKE TAHOE UNIFIED	57/61903-00-007	Modernization	G	6/14/2012	3/20/2013	0.00	0.00	40,994.00	40,994.00	47,630,315.00	Yes
MENDOCINO	ANDERSON VALLEY UNIFIED	57/65540-00-003	Modernization	G	6/14/2012	1/23/2013	0.00	0.00	134,702.00	134,702.00	47,765,017.00	Yes
MENDOCINO	ANDERSON VALLEY UNIFIED	57/65540-00-003	Modernization	G	6/14/2012	3/20/2013	0.00	0.00	4,209.00	4,209.00	47,769,226.00	Yes
MENDOCINO	ANDERSON VALLEY UNIFIED	57/65540-00-004	Modernization	G	6/14/2012	1/23/2013	0.00	0.00	597,142.00	597,142.00	48,366,368.00	Yes
MENDOCINO	ANDERSON VALLEY UNIFIED	57/65540-00-004	Modernization	G	6/14/2012	3/20/2013	0.00	0.00	18,743.00	18,743.00	48,385,111.00	Yes
SAN DIEGO	CAJON VALLEY UNION ELEMENTARY	57/67991-00-009	Modernization	G	6/14/2012	1/23/2013	0.00	0.00	835,551.00	835,551.00	49,220,662.00	Yes
SAN DIEGO	CAJON VALLEY UNION ELEMENTARY	57/67991-00-009	Modernization	G	6/14/2012	3/20/2013	0.00	0.00	26,228.00	26,228.00	49,246,890.00	Yes
LOS ANGELES	ALHAMBRA UNIFIED	57/75713-00-026	Modernization	G	6/18/2012	1/23/2013	0.00	0.00	650,564.00	650,564.00	49,897,454.00	Yes
LOS ANGELES	ALHAMBRA UNIFIED	57/75713-00-026	Modernization	G	6/18/2012	3/20/2013	0.00	0.00	20,421.00	20,421.00	49,917,875.00	Yes
LOS ANGELES	LOS ANGELES UNIFIED	57/64733-00-586	Modernization	G	6/20/2012	1/23/2013	0.00	0.00	1,815,685.00	1,815,685.00	51,733,560.00	Yes
LOS ANGELES	LOS ANGELES UNIFIED	57/64733-00-586	Modernization	G	6/20/2012	3/20/2013	0.00	0.00	56,820.00	56,820.00	51,790,380.00	Yes
LOS ANGELES	LOS ANGELES UNIFIED	57/64733-00-587	Modernization	G	6/20/2012	1/23/2013	0.00	0.00	1,407,694.00	1,407,694.00	53,198,074.00	Yes
LOS ANGELES	LOS ANGELES UNIFIED	57/64733-00-587	Modernization	G	6/20/2012	3/20/2013	0.00	0.00	44,178.00	44,178.00	53,242,252.00	Yes
LOS ANGELES	LOS ANGELES UNIFIED	57/64733-00-588	Modernization	G	6/20/2012	1/23/2013	0.00	0.00	810,377.00	810,377.00	54,052,629.00	Yes
LOS ANGELES	LOS ANGELES UNIFIED	57/64733-00-588	Modernization	G	6/20/2012	3/20/2013	0.00	0.00	25,431.00	25,431.00	54,078,060.00	Yes
LOS ANGELES	LOS ANGELES UNIFIED	57/64733-17-012	Modernization	G	6/20/2012	1/23/2013	0.00	0.00	1,413,624.00	1,413,624.00	55,491,684.00	Yes
LOS ANGELES	LOS ANGELES UNIFIED	57/64733-17-012	Modernization	G	6/20/2012	3/20/2013	0.00	0.00	44,273.00	44,273.00	55,535,957.00	Yes
LOS ANGELES	LOS ANGELES UNIFIED	57/64733-32-022	Modernization	G	6/20/2012	1/23/2013	0.00	0.00	4,839,200.00	4,839,200.00	60,375,157.00	Yes
LOS ANGELES	LOS ANGELES UNIFIED	57/64733-32-022	Modernization	G	6/20/2012	3/20/2013	0.00	0.00	151,441.00	151,441.00	60,526,598.00	Yes
LOS ANGELES	LOS ANGELES UNIFIED	57/64733-41-005	Modernization	G	6/20/2012	1/23/2013	0.00	0.00	2,626,001.00	2,626,001.00	63,152,599.00	Yes
LOS ANGELES	LOS ANGELES UNIFIED	57/64733-41-005	Modernization	G	6/20/2012	3/20/2013	0.00	0.00	82,280.00	82,280.00	63,234,879.00	Yes
FRESNO	FRESNO UNIFIED	57/62166-00-138	Modernization	G	6/21/2012	1/23/2013	0.00	0.00	3,442,280.00	3,442,280.00	66,677,159.00	Yes
FRESNO	FRESNO UNIFIED	57/62166-00-138	Modernization	G	6/21/2012	3/20/2013	0.00	0.00	108,221.00	108,221.00	66,785,380.00	Yes
GLENN	ORLAND JOINT UNIFIED	57/75481-00-005	Modernization	G	6/22/2012	1/23/2013	0.00	0.00	1,796,516.00	1,796,516.00	68,581,896.00	Yes
GLENN	ORLAND JOINT UNIFIED	57/75481-00-005	Modernization	G	6/22/2012	3/20/2013	0.00	0.00	56,569.00	56,569.00	68,638,465.00	Yes
SACRAMENTO	SAN JUAN UNIFIED	57/67447-00-058	Modernization	G	6/27/2012	1/23/2013	0.00	0.00	440,998.00	440,998.00	69,079,463.00	Yes
SACRAMENTO	SAN JUAN UNIFIED	57/67447-00-058	Modernization	G	6/27/2012	3/20/2013	0.00	0.00	13,885.00	13,885.00	69,093,348.00	Yes
SANTA CLARA	EAST SIDE UNION HIGH	57/69427-00-033	Modernization	G	6/27/2012	1/23/2013	0.00	0.00	4,111,809.00	4,111,809.00	73,205,157.00	Yes
SANTA CLARA	EAST SIDE UNION HIGH	57/69427-00-033	Modernization	G	6/27/2012	3/20/2013	0.00	0.00	107,194.00	107,194.00	73,312,351.00	Yes
SAN DIEGO	SANTEE ELEMENTARY	57/68361-00-011	Modernization	G	6/29/2012	1/23/2013	0.00	0.00	2,187,376.00	2,187,376.00	75,499,727.00	Yes

Unfunded Approvals as of
January 25, 2017 SAB

County	School District	Application Number	Program	Approval	Received Date	SAB Unfunded Approval	Financial Hardship Apportionment	Loan	State Share	Total Apportionment	Cumulative Total	SAB Approved
SAN DIEGO	SANTEE ELEMENTARY	57/68361-00-011	Modernization	G	6/29/2012	3/20/2013	0.00	0.00	68,744.00	68,744.00	75,568,471.00	Yes
SONOMA	RINCON VALLEY UNION ELEMENTARY	57/70896-00-008	Modernization	G	7/2/2012	1/23/2013	0.00	0.00	1,433,625.00	1,433,625.00	77,002,096.00	Yes
SONOMA	RINCON VALLEY UNION ELEMENTARY	57/70896-00-008	Modernization	G	7/2/2012	3/20/2013	0.00	0.00	45,146.00	45,146.00	77,047,242.00	Yes
FRESNO	CENTRAL UNIFIED	57/73965-00-007	Modernization	G	7/3/2012	1/23/2013	0.00	0.00	2,082,124.00	2,082,124.00	79,129,366.00	Yes
FRESNO	CENTRAL UNIFIED	57/73965-00-007	Modernization	G	7/3/2012	3/20/2013	0.00	0.00	65,540.00	65,540.00	79,194,906.00	Yes
SAN DIEGO	CAJON VALLEY UNION ELEMENTARY	57/67991-00-010	Modernization	G	7/5/2012	1/23/2013	0.00	0.00	2,066,177.00	2,066,177.00	81,261,083.00	Yes
SAN DIEGO	CAJON VALLEY UNION ELEMENTARY	57/67991-00-010	Modernization	G	7/5/2012	3/20/2013	0.00	0.00	64,833.00	64,833.00	81,325,916.00	Yes
SAN MATEO	BELMONT-REDWOOD SHORES ELEMENTARY	57/68866-00-009	Modernization	G	7/5/2012	1/23/2013	0.00	0.00	1,357,814.00	1,357,814.00	82,683,730.00	Yes
SAN MATEO	BELMONT-REDWOOD SHORES ELEMENTARY	57/68866-00-009	Modernization	G	7/5/2012	3/20/2013	0.00	0.00	35,617.00	35,617.00	82,719,347.00	Yes
BUTTE	MANZANITA ELEMENTARY	57/61499-00-001	Modernization	D	7/10/2012	1/23/2013	88,525.00	0.00	132,788.00	221,313.00	82,940,660.00	Yes
BUTTE	MANZANITA ELEMENTARY	57/61499-00-001	Modernization	D	7/10/2012	3/20/2013	2,776.00	0.00	4,163.00	6,939.00	82,947,599.00	Yes
LOS ANGELES	LOS ANGELES UNIFIED	57/64733-00-589	Modernization	G	7/10/2012	1/23/2013	0.00	0.00	987,011.00	987,011.00	83,934,610.00	Yes
LOS ANGELES	LOS ANGELES UNIFIED	57/64733-00-589	Modernization	G	7/10/2012	3/20/2013	0.00	0.00	30,888.00	30,888.00	83,965,498.00	Yes
LOS ANGELES	LOS ANGELES UNIFIED	57/64733-00-590	Modernization	G	7/10/2012	1/23/2013	0.00	0.00	2,155,827.00	2,155,827.00	86,121,325.00	Yes
LOS ANGELES	LOS ANGELES UNIFIED	57/64733-00-590	Modernization	G	7/10/2012	3/20/2013	0.00	0.00	67,543.00	67,543.00	86,188,868.00	Yes
LOS ANGELES	LOS ANGELES UNIFIED	57/64733-00-592	Modernization	G	7/10/2012	1/23/2013	0.00	0.00	1,594,025.00	1,594,025.00	87,782,893.00	Yes
LOS ANGELES	LOS ANGELES UNIFIED	57/64733-00-592	Modernization	G	7/10/2012	3/20/2013	0.00	0.00	49,942.00	49,942.00	87,832,835.00	Yes
LOS ANGELES	LOS ANGELES UNIFIED	57/64733-39-007	Modernization	G	7/10/2012	1/23/2013	0.00	0.00	2,139,156.00	2,139,156.00	89,971,991.00	Yes
LOS ANGELES	LOS ANGELES UNIFIED	57/64733-39-007	Modernization	G	7/10/2012	3/20/2013	0.00	0.00	67,028.00	67,028.00	90,039,019.00	Yes
LOS ANGELES	LOS ANGELES UNIFIED	57/64733-61-009	Modernization	G	7/10/2012	1/23/2013	0.00	0.00	4,343,350.00	4,343,350.00	94,382,369.00	Yes
LOS ANGELES	LOS ANGELES UNIFIED	57/64733-61-009	Modernization	G	7/10/2012	3/20/2013	0.00	0.00	136,100.00	136,100.00	94,518,469.00	Yes
CONTRA COSTA	WEST CONTRA COSTA UNIFIED	57/61796-00-044	Modernization	G	7/11/2012	1/23/2013	0.00	0.00	1,067,649.00	1,067,649.00	95,586,118.00	Yes
CONTRA COSTA	WEST CONTRA COSTA UNIFIED	57/61796-00-044	Modernization	G	7/11/2012	3/20/2013	0.00	0.00	33,524.00	33,524.00	95,619,642.00	Yes
LOS ANGELES	LOS ANGELES UNIFIED	57/64733-00-594	Modernization	G	7/11/2012	1/23/2013	0.00	0.00	723,664.00	723,664.00	96,343,306.00	Yes
LOS ANGELES	LOS ANGELES UNIFIED	57/64733-00-594	Modernization	G	7/11/2012	3/20/2013	0.00	0.00	22,663.00	22,663.00	96,365,969.00	Yes
LOS ANGELES	LOS ANGELES UNIFIED	57/64733-00-595	Modernization	G	7/11/2012	1/23/2013	0.00	0.00	1,122,067.00	1,122,067.00	97,488,036.00	Yes
LOS ANGELES	LOS ANGELES UNIFIED	57/64733-00-595	Modernization	G	7/11/2012	3/20/2013	0.00	0.00	35,056.00	35,056.00	97,523,092.00	Yes
LOS ANGELES	LOS ANGELES UNIFIED	57/64733-16-011	Modernization	G	7/11/2012	1/23/2013	0.00	0.00	1,103,653.00	1,103,653.00	98,626,745.00	Yes
LOS ANGELES	LOS ANGELES UNIFIED	57/64733-16-011	Modernization	G	7/11/2012	3/20/2013	0.00	0.00	34,571.00	34,571.00	98,661,316.00	Yes
SAN DIEGO	SANTEE ELEMENTARY	57/68361-00-012	Modernization	G	7/19/2012	3/20/2013	0.00	0.00	422,704.00	422,704.00	99,084,020.00	Yes
ALAMEDA	OAKLAND UNIFIED	57/61259-00-070	Modernization	G	7/20/2012	3/20/2013	0.00	0.00	261,354.00	261,354.00	99,345,374.00	Yes
CONTRA COSTA	WEST CONTRA COSTA UNIFIED	57/61796-00-045	Modernization	G	7/23/2012	3/20/2013	0.00	0.00	2,071,166.00	2,071,166.00	101,416,540.00	Yes
FRESNO	FRESNO UNIFIED	57/62166-00-139	Modernization	G	7/30/2012	3/20/2013	0.00	0.00	1,720,850.00	1,720,850.00	103,137,390.00	Yes
LOS ANGELES	BALDWIN PARK UNIFIED	57/64287-00-016	Modernization	G	7/30/2012	3/20/2013	0.00	0.00	402,829.00	402,829.00	103,540,219.00	Yes
SAN DIEGO	SAN DIEGO UNIFIED	57/68338-00-229	Modernization	G	7/31/2012	3/20/2013	0.00	0.00	2,237,882.00	2,237,882.00	105,778,101.00	Yes
TULARE	STRATHMORE UNION ELEMENTARY	57/72157-00-003	Modernization	D	7/31/2012	3/20/2013	140,922.00	0.00	264,551.00	405,473.00	106,183,574.00	Yes
LOS ANGELES	CENTINELA VALLEY UNION HIGH	57/64352-00-005	Modernization	G	8/1/2012	3/20/2013	0.00	0.00	1,452,253.00	1,452,253.00	107,635,827.00	Yes
LOS ANGELES	ALHAMBRA UNIFIED	57/75713-00-027	Modernization	G	8/7/2012	3/20/2013	0.00	0.00	421,128.00	421,128.00	108,056,955.00	Yes
MONTEREY	MONTEREY COUNTY OFFICE OF EDUCATION	57/10272-00-001	Modernization	D	8/8/2012	3/20/2013	0.00	0.00	153,819.00	153,819.00	108,210,774.00	Yes
ORANGE	SAVANNA ELEMENTARY	57/66696-00-003	Modernization	G	8/13/2012	3/20/2013	0.00	0.00	2,172,118.00	2,172,118.00	110,382,892.00	Yes
ORANGE	SAVANNA ELEMENTARY	57/66696-00-003	Modernization	G	8/13/2012	8/28/2013	0.00	0.00	697,109.00	697,109.00	111,080,001.00	Yes
NAPA	CALISTOGA JOINT UNIFIED	57/66241-00-003	Modernization	G	8/16/2012	3/20/2013	0.00	0.00	442,693.00	442,693.00	111,522,694.00	Yes
BUTTE	CHICO UNIFIED	57/61424-00-004	Modernization	G	8/17/2012	3/20/2013	0.00	0.00	3,439,355.00	3,439,355.00	114,962,049.00	Yes
CONTRA COSTA	MARTINEZ UNIFIED	57/61739-00-007	Modernization	G	8/17/2012	3/20/2013	0.00	0.00	2,304,026.00	2,304,026.00	117,266,075.00	Yes
LOS ANGELES	CENTINELA VALLEY UNION HIGH	57/64352-00-004	Modernization	G	8/21/2012	3/20/2013	0.00	0.00	3,193,909.00	3,193,909.00	120,459,984.00	Yes
VENTURA	SIMI VALLEY UNIFIED	57/72603-00-029	Modernization	G	8/28/2012	3/20/2013	0.00	0.00	2,993,640.00	2,993,640.00	123,453,624.00	Yes
GLENN	LAKE ELEMENTARY	57/62596-00-001	Modernization	G	9/11/2012	3/20/2013	308,808.00	0.00	644,216.00	953,024.00	124,406,648.00	Yes
FRESNO	FRESNO UNIFIED	57/62166-00-140	Modernization	G	9/19/2012	3/20/2013	0.00	0.00	1,961,579.00	1,961,579.00	126,368,227.00	Yes
FRESNO	FRESNO UNIFIED	57/62166-00-141	Modernization	G	9/19/2012	3/20/2013	0.00	0.00	5,531,483.00	5,531,483.00	131,899,710.00	Yes
LOS ANGELES	LOS ANGELES UNIFIED	57/64733-00-597	Modernization	G	9/19/2012	3/20/2013	0.00	0.00	1,032,271.00	1,032,271.00	132,931,981.00	Yes
LOS ANGELES	LOS ANGELES UNIFIED	57/64733-00-598	Modernization	G	9/19/2012	3/20/2013	0.00	0.00	550,676.00	550,676.00	133,482,657.00	Yes
LOS ANGELES	LOS ANGELES UNIFIED	57/64733-00-599	Modernization	G	9/19/2012	3/20/2013	0.00	0.00	437,796.00	437,796.00	133,920,453.00	Yes
LOS ANGELES	LOS ANGELES UNIFIED	57/64733-38-022	Modernization	G	9/19/2012	3/20/2013	0.00	0.00	4,360,668.00	4,360,668.00	138,281,121.00	Yes
LOS ANGELES	LOS ANGELES UNIFIED	57/64733-41-006	Modernization	G	9/19/2012	3/20/2013	0.00	0.00	658,522.00	658,522.00	138,939,643.00	Yes

Unfunded Approvals as of
January 25, 2017 SAB

County	School District	Application Number	Program	Approval	Received Date	SAB Unfunded Approval	Financial Hardship Apportionment	Loan	State Share	Total Apportionment	Cumulative Total	SAB Approved
ORANGE	NEWPORT-MESA UNIFIED	57/66597-00-031	Modernization	G	9/19/2012	3/20/2013	0.00	0.00	786,282.00	786,282.00	139,725,925.00	Yes
ORANGE	BREA-OLINDA UNIFIED	57/66449-00-012	Modernization	G	9/25/2012	5/22/2013	0.00	0.00	1,411,697.00	1,411,697.00	141,137,622.00	Yes
SUTTER	MERIDIAN ELEMENTARY	57/71415-00-001	Modernization	D	10/2/2012	5/22/2013	7,900.00	0.00	44,023.00	51,923.00	141,189,545.00	Yes
LOS ANGELES	REDONDO BEACH UNIFIED	57/75341-00-019	Modernization	G	10/3/2012	5/22/2013	0.00	0.00	586,806.00	586,806.00	141,776,351.00	Yes
LOS ANGELES	REDONDO BEACH UNIFIED	57/75341-00-020	Modernization	G	10/3/2012	5/22/2013	0.00	0.00	911,821.00	911,821.00	142,688,172.00	Yes
TULARE	STRATHMORE UNION ELEMENTARY	57/72157-00-003	Modernization	G	10/3/2012	5/22/2013	1,472,372.00	0.00	2,208,558.00	3,680,930.00	146,369,102.00	Yes
SONOMA	DUNHAM ELEMENTARY	57/70672-00-001	Modernization	G	10/5/2012	5/22/2013	429,203.00	0.00	655,954.00	1,085,157.00	147,454,259.00	Yes
FRESNO	FRESNO UNIFIED	50/62166-00-024	New Construction	G	10/9/2012	5/22/2013	0.00	0.00	15,685,743.00	15,685,743.00	163,140,002.00	Yes
CONTRA COSTA	WEST CONTRA COSTA UNIFIED	57/61796-00-047	Modernization	G	10/11/2012	5/22/2013	0.00	0.00	946,931.00	946,931.00	164,086,933.00	Yes
VENTURA	VENTURA COUNTY OFFICE OF EDUCATION	57/10561-00-004	Modernization	G	10/12/2012	5/22/2013	436,839.00	0.00	655,258.00	1,092,097.00	165,179,030.00	Yes
ORANGE	CYPRESS ELEMENTARY	57/66480-00-004	Modernization	G	10/16/2012	5/22/2013	0.00	0.00	1,955,840.00	1,955,840.00	167,134,870.00	Yes
SAN DIEGO	SAN MARCOS UNIFIED	50/73791-00-013	New Construction	G	10/16/2012	5/22/2013	0.00	0.00	3,457,114.00	3,457,114.00	170,591,984.00	Yes
SANTA BARBARA	SOLVANG ELEMENTARY	57/69336-00-002	Modernization	G	10/16/2012	5/22/2013	0.00	0.00	3,549,252.00	3,549,252.00	174,141,236.00	Yes
ORANGE	NEWPORT-MESA UNIFIED	50/66597-00-015	New Construction	G	10/17/2012	5/22/2013	0.00	0.00	6,708,658.00	6,708,658.00	180,849,894.00	Yes
ORANGE	NEWPORT-MESA UNIFIED	57/66597-00-032	Modernization	G	10/17/2012	5/22/2013	0.00	0.00	640,660.00	640,660.00	181,490,554.00	Yes
ORANGE	NEWPORT-MESA UNIFIED	50/66597-00-016	New Construction	G	10/18/2012	5/22/2013	0.00	0.00	2,303,604.00	2,303,604.00	183,794,158.00	Yes
MENDOCINO	MENDOCINO COUNTY OFFICE OF EDUCATION	57/10231-00-001	Modernization	G	10/22/2012	5/22/2013	0.00	0.00	184,346.00	184,346.00	183,978,504.00	Yes
KERN	BAKERSFIELD CITY ELEMENTARY	50/63321-00-026	New Construction	G	10/24/2012	5/22/2013	0.00	0.00	15,473,429.00	15,473,429.00	199,451,933.00	Yes
KERN	BAKERSFIELD CITY ELEMENTARY	50/63321-00-027	New Construction	G	10/24/2012	5/22/2013	0.00	0.00	10,048,623.00	10,048,623.00	209,500,556.00	Yes
RIVERSIDE	VAL VERDE UNIFIED	50/75242-00-026	New Construction	G	10/24/2012	5/22/2013	0.00	0.00	21,621,701.00	21,621,701.00	231,122,257.00	Yes
VENTURA	SIMI VALLEY UNIFIED	57/72603-00-030	Modernization	G	10/24/2012	5/22/2013	0.00	0.00	1,872,262.00	1,872,262.00	232,994,519.00	Yes
FRESNO	FRESNO UNIFIED	50/62166-00-025	New Construction	G	10/25/2012	5/22/2013	0.00	0.00	1,018,414.00	1,018,414.00	234,012,933.00	Yes
FRESNO	FRESNO UNIFIED	50/62166-00-026	New Construction	G	10/25/2012	5/22/2013	0.00	0.00	546,654.00	546,654.00	234,559,587.00	Yes
ORANGE	NEWPORT-MESA UNIFIED	50/66597-00-017	New Construction	G	10/26/2012	5/22/2013	0.00	0.00	2,312,050.00	2,312,050.00	236,871,637.00	Yes
ORANGE	NEWPORT-MESA UNIFIED	50/66597-00-018	New Construction	G	10/26/2012	5/22/2013	0.00	0.00	6,217,866.00	6,217,866.00	243,089,503.00	Yes
ORANGE	NEWPORT-MESA UNIFIED	57/66597-00-033	Modernization	G	10/26/2012	5/22/2013	0.00	0.00	2,012,214.00	2,012,214.00	245,101,717.00	Yes
RIVERSIDE	TEMECULA VALLEY UNIFIED	50/75192-00-039	New Construction	G	10/26/2012	5/22/2013	0.00	0.00	1,563,291.00	1,563,291.00	246,665,008.00	Yes
SONOMA	WINDSOR UNIFIED	50/75358-00-014	New Construction	G	10/26/2012	5/22/2013	0.00	0.00	141,044.00	141,044.00	246,806,052.00	Yes
LOS ANGELES	CULVER CITY UNIFIED	57/64444-00-009	Modernization	G	10/29/2012	5/22/2013	0.00	0.00	2,127,431.00	2,127,431.00	248,933,483.00	Yes
LOS ANGELES	CULVER CITY UNIFIED	57/64444-00-010	Modernization	G	10/29/2012	5/22/2013	0.00	0.00	5,053,092.00	5,053,092.00	253,986,575.00	Yes
SAN MATEO	BURLINGAME ELEMENTARY	57/68882-00-008	Modernization	G	10/29/2012	5/22/2013	0.00	0.00	1,548,512.00	1,548,512.00	255,535,087.00	Yes
SAN MATEO	SEQUOIA UNION HIGH	50/69062-01-003	New Construction	G	10/29/2012	5/22/2013	0.00	0.00	1,478,179.00	1,478,179.00	257,013,266.00	Yes
RIVERSIDE	CORONA-NORCO UNIFIED	50/67033-00-036	New Construction	G	10/30/2012	5/22/2013	0.00	0.00	683,175.00	683,175.00	257,696,441.00	Yes
SAN BERNARDINO	VICTOR VALLEY UNION HIGH	50/67934-00-021	New Construction	G	10/30/2012	5/22/2013	0.00	0.00	3,242,878.00	3,242,878.00	260,939,319.00	Yes
SAN BERNARDINO	VICTOR VALLEY UNION HIGH	50/67934-00-022	New Construction	G	10/30/2012	5/22/2013	0.00	0.00	3,360,869.00	3,360,869.00	264,300,188.00	Yes
SAN DIEGO	SAN MARCOS UNIFIED	50/73791-00-014	New Construction	G	10/30/2012	5/22/2013	0.00	0.00	30,518,867.00	30,518,867.00	294,819,055.00	Yes
SAN DIEGO	SAN MARCOS UNIFIED	57/73791-00-005	Modernization	G	10/30/2012	5/22/2013	0.00	0.00	2,986,827.00	2,986,827.00	297,805,882.00	Yes
SAN MATEO	BELMONT-REDWOOD SHORES ELEMENTARY	57/68866-00-010	Modernization	G	10/30/2012	5/22/2013	0.00	0.00	635,720.00	635,720.00	298,441,602.00	Yes
SANTA CLARA	PALO ALTO UNIFIED	50/69641-00-001	New Construction	G	10/30/2012	5/22/2013	0.00	0.00	4,166,578.00	4,166,578.00	302,608,180.00	Yes
SANTA CLARA	PALO ALTO UNIFIED	50/69641-00-002	New Construction	G	10/30/2012	5/22/2013	0.00	0.00	1,485,437.00	1,485,437.00	304,093,617.00	Yes
SANTA CLARA	PALO ALTO UNIFIED	57/69641-00-029	Modernization	G	10/30/2012	5/22/2013	0.00	0.00	635,554.00	635,554.00	304,729,171.00	Yes
SANTA CLARA	PALO ALTO UNIFIED	57/69641-00-030	Modernization	G	10/30/2012	5/22/2013	0.00	0.00	720,787.00	720,787.00	305,449,958.00	Yes
CONTRA COSTA	SAN RAMON VALLEY UNIFIED	50/61804-01-001	New Construction	G	10/31/2012	6/26/2013	0.00	0.00	612,224.00	612,224.00	306,062,182.00	Yes
CONTRA COSTA	SAN RAMON VALLEY UNIFIED	57/61804-00-021	Modernization	G	10/31/2012	6/26/2013	0.00	0.00	505,811.00	505,811.00	306,567,993.00	Yes
CONTRA COSTA	SAN RAMON VALLEY UNIFIED	57/61804-00-022	Modernization	G	10/31/2012	6/26/2013	0.00	0.00	1,588,327.00	1,588,327.00	308,156,320.00	Yes
LOS ANGELES	CENTINELA VALLEY UNION HIGH	57/64352-00-006	Modernization	G	10/31/2012	6/26/2013	0.00	0.00	7,210,103.00	7,210,103.00	315,366,423.00	Yes
LOS ANGELES	PALOS VERDES PENINSULA UNIFIED	50/64865-00-006	New Construction	G	10/31/2012	6/26/2013	0.00	0.00	999,139.00	999,139.00	316,365,562.00	Yes
LOS ANGELES	PALOS VERDES PENINSULA UNIFIED	57/64865-00-025	Modernization	G	10/31/2012	6/26/2013	0.00	0.00	1,856,645.00	1,856,645.00	318,222,207.00	Yes
LOS ANGELES	REDONDO BEACH UNIFIED	57/75341-00-021	Modernization	G	10/31/2012	6/26/2013	0.00	0.00	393,067.00	393,067.00	318,615,274.00	Yes
LOS ANGELES	REDONDO BEACH UNIFIED	57/75341-00-022	Modernization	G	10/31/2012	6/26/2013	0.00	0.00	490,014.00	490,014.00	319,105,288.00	Yes
LOS ANGELES	WHITTIER UNION HIGH	57/65128-00-021	Modernization	G	10/31/2012	6/26/2013	0.00	0.00	3,178,351.00	3,178,351.00	322,283,639.00	Yes
ORANGE	TUSTIN UNIFIED	50/73643-00-019	New Construction	G	10/31/2012	6/26/2013	0.00	0.00	5,930,954.00	5,930,954.00	328,214,593.00	Yes
SAN DIEGO	SOLANA BEACH ELEMENTARY	50/68387-00-002	New Construction	G	10/31/2012	6/26/2013	0.00	0.00	11,562,358.00	11,562,358.00	339,776,951.00	Yes
SAN JOAQUIN	LAMMERSVILLE JOINT UNIFIED	50/76760-00-006	New Construction	G	10/31/2012	6/26/2013	0.00	0.00	10,815,703.00	10,815,703.00	350,592,654.00	Yes

Unfunded Approvals as of
January 25, 2017 SAB

County	School District	Application Number	Program	Approval	Received Date	SAB Unfunded Approval	Financial Hardship Apportionment	Loan	State Share	Total Apportionment	Cumulative Total	SAB Approved
SANTA CLARA	FRANKLIN-MCKINLEY ELEMENTARY	57/69450-00-009	Modernization	G	10/31/2012	6/26/2013	0.00	0.00	511,489.00	511,489.00	351,104,143.00	Yes
SANTA CLARA	GILROY UNIFIED	57/69484-00-008	Modernization	G	10/31/2012	6/26/2013	0.00	0.00	725,354.00	725,354.00	351,829,497.00	Yes
LOS ANGELES	CENTINELA VALLEY UNION HIGH	50/64352-02-001	New Construction	G	10/31/2012	7/10/2013	0.00	0.00	16,505,991.00	16,505,991.00	368,335,488.00	Yes
Total							2,887,345	0	365,448,143	368,335,488		

INFORMATION ITEM

SCHOOL FACILITY PROGRAM OFFICE OF PUBLIC SCHOOL CONSTRUCTION FUNDING WORKLOAD LISTING (Applications Received Through March 31, 2017)

The New Construction and Modernization projects on this list represent completed applications awaiting the Office of Public School Construction processing and scheduling to the State Allocation Board.

This list includes future workload that is identified as:

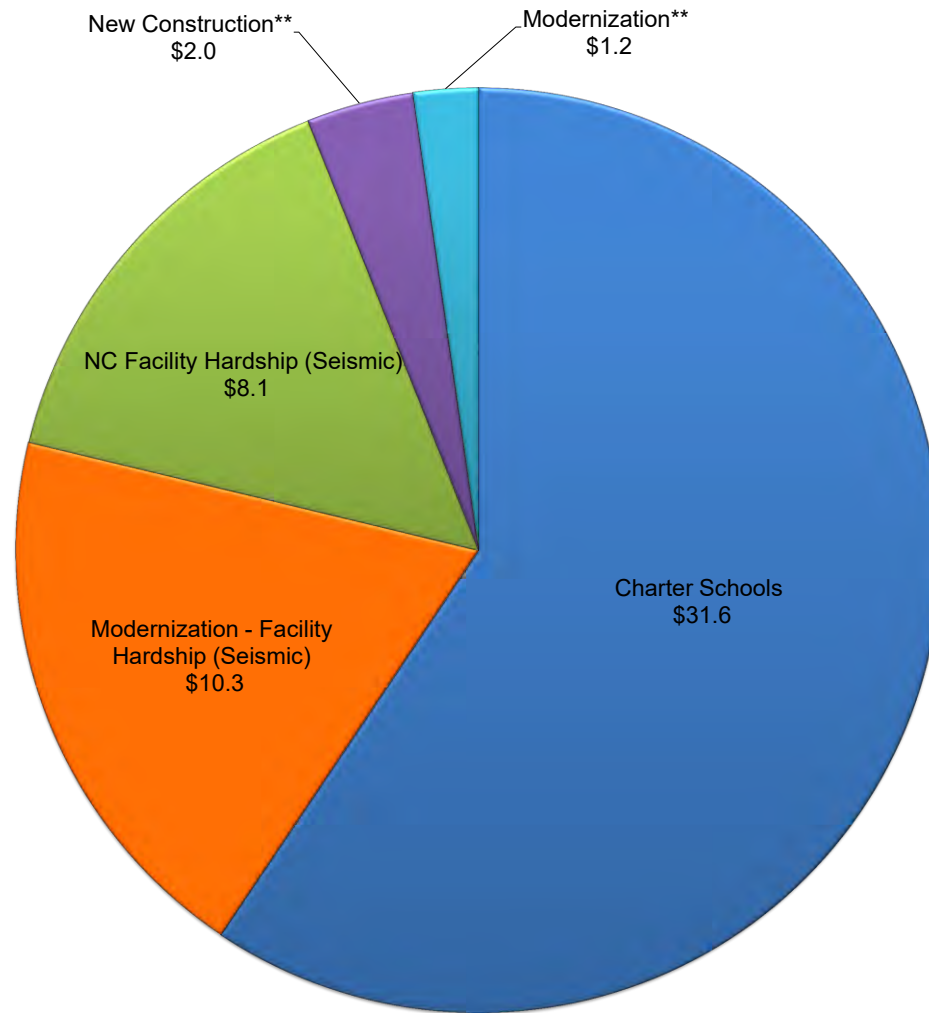
- Pending reflects workload that has been processed by the OPSC but awaiting further information/documentation from the district.
- Reviewing reflects currently being processed by the OPSC.

Pursuant to SFP Regulation Section 1859.95.1, this list also includes applications that were received, but not reviewed by the Office of Public School Construction (OPSC). This list is presented to the State Allocation Board for acknowledgement.

This list is also available on the Internet and is updated on the first and third Fridays of each month.

www.dgs.ca.gov/opsc

School Facility Program Applications within Bond Authority*
- in millions of dollars, as of March 31, 2017-



*The projects on this report only represents completed applications that are awaiting Office of Public School Construction (OPSC) processing and scheduling to the State Allocation Board. It does not reflect the Office of Public School Construction's complete workload or guarantee the project is within available bond authority.

** Includes Facility Hardship Non-Seismic applications.

This list includes future workload that is identified as:

- Pending reflects workload that has been processed by OPSC but awaiting further information/documentation from the district.
- Reviewing reflects currently being processed by OPSC.

SFP APPLICATIONS
New Construction School Facilities Program
- Workload as of March 31, 2017 -

District	County	Site Name	Application Number	50-04 Date Received	Estimated State Grant (a)	Financial Hardship (b)
Los Angeles Unified	Los Angeles	Lou Dantzier Preparatory Charter Middle	54/64733-00-064	09/28/16	\$ 9,618,796	\$ -
Santa Barbara Unified	Santa Barbara	Santa Barbara High	51/76786-00-001*	12/22/16	\$ 6,672,786	\$ -
Alameda City Unified	Alameda	Alameda High	51/61119-01-001*	02/15/17	\$ 1,399,273	\$ -
Los Angeles Unified	Los Angeles	Ocean Charter	54/64733-00-073	03/03/17	\$ 22,017,533	\$ -
Scotts Valley Unified	Santa Cruz	Scotts Valley Middle	51/75432-00-001	03/23/17	\$ 1,980,935	\$ -
					\$ 41,689,323	\$ -
					\$	41,689,323

NEW CONSTRUCTION FUNDING SUB-TOTALS	\$ -	\$ -
NEW CONSTRUCTION FACILITY HARDSHIP - NON SEISMIC	\$ 1,980,935	\$ -
NEW CONSTRUCTION FUNDING TOTAL		1,980,935
NEW CONSTRUCTION FACILITY HARDSHIP - SEISMIC	\$ 8,072,059	\$ -
CHARTER TOTAL	\$ 31,636,329	\$ -
OVERCROWDED RELIEF GRANT TOTAL	\$ -	\$ -

(a) Represents estimated state share of project including excessive cost grants. Amounts shown have not been reviewed by the OPSC for compliance with all School Facility Program

(b) Represents estimated financial hardship. Amounts shown have not been reviewed by the OPSC for compliance with all School Facility Program requirements.

(c) OPSC's presentation of these projects to the SAB is subject to available bond authority.

*Facility Hardship project requesting Seismic Mitigation Program funding.

SFP APPLICATIONS
 Modernization School Facilities Program
 - Workload as of March 31, 2017 -

District	County	Site Name	Application Number	50-04 Date Received	Estimated State Grant (a)	Financial Hardship (b)
Sierra Sands Unified	Kern	James Monroe Junior High	58/73742-00-004	11/15/16	\$ 353,872	\$ -
Lancaster Elementary	Los Angeles	Joshua Elementary	58/64667-00-001*	01/11/17	\$ 802,560	\$ -
West Contra Costa Unified	Contra Costa	Helms Middle	58/61796-00-008*	02/03/17	\$ 6,810,647	\$ -
West Contra Costa Unified	Contra Costa	Martin Luther King, Jr. Elementary	58/61796-00-009*	02/28/17	\$ 2,717,043	\$ -
Plumas Unified	Plumas	Quincy Elementary	58/66969-00-002	03/20/17	\$ 807,391	\$ -
					\$ 11,491,513	\$ -
					\$	11,491,513

MODERNIZATION FUNDING SUBTOTALS	\$ -	\$ -
MODERNIZATION FACILITY HARDSHIP - NON SEISMIC	\$ 1,161,263	\$ -
TOTAL MODERNIZATION FUNDING	\$	1,161,263
MODERNIZATION FACILITY HARDSHIP - SEISMIC	\$ 10,330,250	\$ -

(a) Represents estimated 60% state share of project including excessive cost grants. Sesimic Mitigation Program projects represents the estimated 50% state share of project. Amounts shown have not been reviewed by the OPSC for compliance with all School Facility Program requirements.

(b) Represents estimated financial hardship. Amounts shown have not been reviewed by the OPSC for compliance with all School Facility Program requirements.

(c) OPSC's presentation of these projects to the SAB is subject to available bond authority.

*Facility Hardship project requesting Seismic Mitigation Program funding.

SFP APPLICATIONS
 Overcrowding Relief Grant - School Facilities Program
 - Workload as of March 31, 2017 -

District	County	Site	Application Number	50-04 Date Received	ORG State Share	Status
Covina Valley Unified	Riverside	Sierra Vista Middle	56/64436-01-001*	7/29/2013	\$ 4,311,517	Beyond Authority
Chaffey Joint Union	San Bernardino	Ontario High	56/67652-00-003*	7/25/2013	\$ 8,739,582	Beyond Authority
					\$ 13,051,099	

* Overcrowding Relief Grant applications received by OPSC for the 2013 Filing Round. The OPSC has not yet reviewed the total grant requested and the total number of projects exceed available bond authority. Placement on this list does not confirm funding.

INFORMATION ITEM

SCHOOL FACILITY PROGRAM APPLICATIONS RECEIVED BEYOND BOND AUTHORITY LIST (as of March 31, 2017)

The applications on this list represent School Facility Program (SFP) New Construction and Modernization projects in date order received that were received on or after November 1, 2012 through March 31, 2017. These applications have been received, but not reviewed, by the Office of Public School Construction (OPSC). This list is presented to the State Allocation Board for acknowledgement, but not approval pursuant to SFP Regulation Section 1859.95.1.

Published monthly in the SAB Agenda.

This report is also on the OPSC Web site at:

www.dgs.ca.gov/opsc

SFP APPLICATIONS
New Construction Acknowledged Applications Received Past Existing Authority as of March 31, 2017

District	County	Site Name	DSA Number	50-04 Date Received	Estimated State Grant (a)	Estimated Financial Hardship (b)
Brittan Elementary	Sutter	Brittan Elementary	02-112298	11/09/12	\$ 2,081,873	\$ 2,081,873
Kings River-Hardwick Union Elementary	Kings	Kings River-Hardwick Elementary	Site / Design	11/19/12	\$ 667,523	\$ 667,523
Rockford Elementary	Tulare	Rockford Elementary	Site / Design	11/19/12	\$ 701,504	\$ 701,504
Fresno County Office of Education	Fresno	Violet Heintz Education Academy	02-112647	11/20/12	\$ 2,439,009	\$ -
Fowler Unified	Fresno	Casa Blanca Continuation	02-112629	11/21/12	\$ 1,738,469	\$ -
Alpaugh Unified	Tulare	Alpaugh Junior-Senior High	02-112420	12/21/12	\$ 2,275,309	\$ 2,275,309
Citrus South Tule Elementary	Tulare	Citrus South Tule Elementary	Site / Design	12/21/12	\$ 128,895	\$ 128,895
Ventura County Office Of Education	Ventura	Camarillo (Adolfo) High	03-114516	02/04/13	\$ 5,803,079	\$ 5,803,079
Solano County Office Of Education	Solano	T.C. McDaniel Elementary	02-110746	02/14/13	\$ 3,284,255	\$ 3,284,255
Westside Union	Los Angeles	Anaverde Hills	03-114345	02/20/13	\$ 18,164,691	\$ -
Los Banos Unified	Merced	Mercey Springs Elementary	02-112740	04/17/13	\$ 4,949,986	\$ -
Kingsburg Joint Union Elementary	Fresno	Lincoln Elementary	Site / Design	04/23/13	\$ 212,920	\$ 212,920
Kingsburg Joint Union Elementary	Fresno	Roosevelt Elementary	Site / Design	04/23/13	\$ 212,920	\$ 212,920
Kingsburg Joint Union Elementary	Fresno	Washington Elementary	Site / Design	04/23/13	\$ 212,920	\$ 212,920
Kingsburg Joint Union Elementary	Fresno	Rafer Johnson Jr. High	Site / Design	04/23/13	\$ 425,779	\$ 425,779
Kingsburg Joint Union Elementary	Fresno	Reagan Elementary	Site / Design	04/23/13	\$ 212,920	\$ 212,920
Val Verde Unified	Riverside	Southeast High	04-112758	05/08/13	\$ 11,585,961	\$ -
Val Verde Unified	Riverside	Southeast High	04-112778	05/08/13	\$ 9,798,631	\$ -
Patterson Joint Unified	Stanislaus	Patterson High	02-111260	05/15/13	\$ 373,498	\$ -
Val Verde Unified	Riverside	Southeast High	04-112759	05/20/13	\$ 922,128	\$ -
Chula Vista Elementary	San Diego	Otay Village #11	04-108815	05/30/13	\$ 11,238,424	\$ -
Kerman Unified	Fresno	Kerman High	02-112979	06/07/13	\$ 249,573	\$ -
Fremont Unified	Alameda	Mission San Jose High	02-111929	07/02/13	\$ 3,907,627	\$ -
Desert Sands Unified	Riverside	Indio High	04-111505	07/11/13	\$ 524,309	\$ -
Martinez Unified	Contra Costa	Alhambra Senior High	01-112896	07/18/13	\$ 457,419	\$ -
Chaffey Joint Union High	San Bernardino	Ontario High	04-112709	07/25/13	\$ 7,525,455	\$ -
Long Beach Unified	Los Angeles	Roosevelt Elementary	03-114696	07/30/13	\$ 4,613,044	\$ -
Corona-Norco Unified	Riverside	Harada Elementary	04-112685	08/12/13	\$ 1,021,016	\$ -
Corona-Norco Unified	Riverside	Louis VanderMolen Elementary	04-112684	08/12/13	\$ 831,447	\$ -
Tulare Joint Union High	Tulare	Mission Oak High	02-113020	08/13/13	\$ 2,947,751	\$ -
Corona-Norco Unified	Riverside	Centennial High	04-112837	08/15/13	\$ 344,417	\$ -
Clovis Unified	Fresno	Clovis High	02-112703	08/16/13	\$ 1,259,919	\$ -
Clovis Unified	Fresno	Clovis West High	02-112732	08/16/13	\$ 7,107,173	\$ -
Mission Union Elementary	Monterey	Mission Elementary	Site / Design	08/16/13	\$ 170,401	\$ 170,401
Fremont Union High	Santa Clara	Cupertino High	01-112582	08/16/13	\$ 551,858	\$ -
Greenfield Union	Kern	Plantation Elementary	03-115092	08/20/13	\$ 273,645	\$ -
Belmont-Redwood Shores Elementary	San Mateo	Central Elementary	01-112837	08/20/13	\$ 675,040	\$ -
Placentia Yorba Linda Unified	Orange	Valencia High	04-112735	08/23/13	\$ 450,162	\$ -
Irvine Unified	Orange	PA 40 Elementary	04-112728	08/28/13	\$ 24,224,567	\$ -
Grossmont Union High	San Diego	Merit Academy	04-112796	08/30/13	\$ 1,677,909	\$ -
Windsor Unified	Sonoma	Brooks Elementary	01-112200	09/05/13	\$ 2,663,345	\$ -
San Ramon Valley Unified	Contra Costa	Monte Vista High	01-112474	09/23/13	\$ 3,132,013	\$ -
Solvang Elementary	Santa Barbara	Solvang Elementary	03-115152	09/23/13	\$ 237,510	\$ -

SFP APPLICATIONS
New Construction Acknowledged Applications Received Past Existing Authority as of March 31, 2017

District	County	Site Name	DSA Number	50-04 Date Received	Estimated State Grant (a)	Estimated Financial Hardship (b)
Lagunita Elementary	Monterey	Lagunita Elementary	Site / Design	09/27/13	\$ 111,308	\$ 111,308
Grossmont Union High	San Diego	Helix High	04-111073	10/02/13	\$ 1,309,376	\$ -
Mendota Unified	Fresno	New Elementary	02-112865	10/03/13	\$ 12,116,264	\$ -
Santa Maria Joint Union High	Santa Barbara	Santa Maria High	03-114673	10/23/13	\$ 7,596,767	\$ -
Ross Valley	Marin	White Hill Middle	01-112496	10/28/13	\$ 2,921,301	\$ -
Fresno Unified	Fresno	Robinson Elementary	02-113125	10/31/13	\$ 946,165	\$ -
Fresno Unified	Fresno	McLane High	02-112798	10/31/13	\$ 6,470,197	\$ -
Burton Elementary	Tulare	New K-8 School	02-113024	10/31/13	\$ 6,837,953	\$ 6,837,953
Contra Costa County Office of Education	Contra Costa	Special Education Center	01-113469	12/17/13	\$ 1,068,204	\$ 1,068,204
Lake Elementary	Glenn	Lake Elementary	02-112723	12/20/13	\$ 3,154,164	\$ 3,154,164
Irvine Unified	Orange	Northwood High	04-112787	01/10/14	\$ 4,141,489	\$ -
Visalia Unified	Tulare	Visalia Technical Educational Center	02-112833	02/24/14	\$ 2,496,746	\$ 2,496,746
Maple Elementary	Kern	Maple Elementary	Site / Design	03/06/14	\$ 99,210	\$ 99,210
West Contra Costa Unified	Contra Costa	Valley View Elementary	01-112941	03/14/14	\$ 2,289,339	\$ -
Amador County Office of Education	Amador	Argonaut High	02-112873	03/18/14	\$ 739,554	\$ 739,554
Amador County Office of Education	Amador	Plymouth Elementary	02-112839	03/18/14	\$ 551,617	\$ 551,617
Monterey County Office of Education	Monterey	Salinas Community	Site / Design	03/26/14	\$ 700,972	\$ 700,972
Pleasant View Elementary	Tulare	Pleasant View Elementary	Site / Design	04/01/14	\$ 433,559	\$ 433,559
Fremont Union High	Santa Clara	Monta Vista High	01-112786	04/16/14	\$ 3,388,867	\$ -
Island Union Elementary	Kings	Island Elementary	02-112889	04/24/14	\$ 5,532,142	\$ 5,532,142
Island Union Elementary	Kings	Island Elementary	02-112889	04/24/14	\$ 1,425,764	\$ 1,425,764
Amador County Office of Education	Amador	Jackson Junior High	02-112872	05/12/14	\$ 1,624,930	\$ 1,624,930
Fresno Unified	Fresno	Easterby Elementary	02-112685	05/21/14	\$ 545,684	\$ -
Sequoia Union High	San Mateo	Carlmont High	01-113464	05/21/14	\$ 1,987,633	\$ 1,987,633
Liberty Elementary	Tulare	Liberty Elementary	02-113422	05/23/14	\$ 871,725	\$ -
Anaheim City	Orange	John Marshall Elementary	04-112164	06/18/14	\$ 12,144,781	\$ -
Kings Canyon Unified	Fresno	Orange Cove High	02-112996	06/25/14	\$ 304,817	\$ -
Poway Unified	San Diego	Design 39 Campus	04-112542	07/03/14	\$ 17,197,527	\$ -
Kings Canyon Joint Unified	Fresno	Orange Cove High	02-113052	07/09/14	\$ 1,149,263	\$ -
Los Banos Unified	Merced	Los Banos New Elementary	02-111731	07/11/14	\$ 10,118,173	\$ -
Yuba County Office of Education	Yuba	Thomas E. Mathews Community	Site / Design	07/22/14	\$ 263,909	\$ 263,909
Yuba County Office of Education	Yuba	Goldfield	Site / Design	07/22/14	\$ 100,343	\$ 100,343
Yuba County Office of Education	Yuba	Special Education School 1	Site / Design	07/22/14	\$ 50,171	\$ 50,171
Yuba County Office of Education	Yuba	Special Education School 2	Site / Design	07/22/14	\$ 33,448	\$ 33,448
Yuba County Office of Education	Yuba	Special Education School 3	Site / Design	07/22/14	\$ 50,171	\$ 50,171
Yuba County Office of Education	Yuba	Special Education School 4	Site / Design	07/22/14	\$ 50,171	\$ 50,171
Yuba County Office of Education	Yuba	Special Education School 5	Site / Design	07/22/14	\$ 50,171	\$ 50,171
Yuba County Office of Education	Yuba	Special Education School 6	Site / Design	07/22/14	\$ 50,171	\$ 50,171
Yuba County Office of Education	Yuba	Special Education School 7	Site / Design	07/22/14	\$ 50,171	\$ 50,171
Firebaugh-Las Deltas Unified	Fresno	Mills (Arthur E.) Intermediate	02-113682	07/31/14	\$ 698,891	\$ -
Marin County Office of Education	Marin	Marin Community	01-113527	08/14/14	\$ 1,384,599	\$ -
Bakersfield City Elementary	Kern	Dr. Douglas K. Fletcher Elementary	03-115270	08/14/14	\$ 695,338	\$ -
Bakersfield City Elementary	Kern	Sequoia Middle	03-114991	08/14/14	\$ 1,712,171	\$ -

SFP APPLICATIONS
New Construction Acknowledged Applications Received Past Existing Authority as of March 31, 2017

District	County	Site Name	DSA Number	50-04 Date Received	Estimated State Grant (a)	Estimated Financial Hardship (b)
Kings Canyon Joint Unified	Fresno	Alta Elementary	02-113113	08/15/14	\$ 688,536	\$ -
Sequoia Union High	San Mateo	Myrtle Street	01-113687	08/18/14	\$ 7,776,965	\$ -
San Ramon Valley Unified	Contra Costa	Gale Ranch Middle	01-113960	08/20/14	\$ 430,669	\$ -
San Ramon Valley Unified	Contra Costa	Dougherty Valley High	01-113900	08/20/14	\$ 1,443,278	\$ -
Washington Colony Elementary	Fresno	Washington Colony Elementary	01-112928	08/20/14	\$ 2,041,509	\$ 2,041,509
Templeton Unified	San Luis Obispo	Templeton Elementary	01-113980	08/20/14	\$ 878,666	\$ -
Oxnard Elementary	Ventura	Southwest (Seabridge)	Site / Design	08/25/14	\$ 1,339,884	\$ 1,339,884
Grossmont Union High	San Diego	Elite Academy	04-113207	09/02/14	\$ 2,460,690	\$ -
Irvine Unified	Orange	Irvine High	04-113202	09/02/14	\$ 5,590,756	\$ -
Clovis Unified	Fresno	Clark Intermediate	02-113391	09/05/14	\$ 3,290,311	\$ -
Dublin Unified	Alameda	J.M. Amador Elementary	01-113160	09/19/14	\$ 28,892,902	\$ -
Clovis Unified	Fresno	Sierra Vista Elementary	02-113352	09/23/14	\$ 278,411	\$ -
Ripon Unified	San Joaquin	Weston Elementary	02-113467	09/25/14	\$ 5,966,707	\$ -
Etiwanda Elementary	San Bernardino	David W. Long Elementary	04-113465	10/23/14	\$ 1,375,453	\$ -
Newhall Elementary	Los Angeles	Newhall Elementary	03-115399	10/30/14	\$ 4,665,911	\$ -
Newhall Elementary	Los Angeles	Old Orchard Elementary	03-115593	10/30/14	\$ 4,193,942	\$ -
Central Unified	Fresno	New High	02-112563	10/31/14	\$ 41,987,011	\$ -
Oxnard Elementary	Ventura	Harrington Elementary	03-115469	11/14/14	\$ 9,322,760	\$ -
Plaza Elementary	Glenn	Plaza Elementary	Site / Design	12/03/14	\$ 112,943	\$ 112,943
Liberty Elementary	Tulare	Liberty Elementary	Site / Design	12/03/14	\$ 1,648,176	\$ 1,648,176
Visalia Unified	Tulare	Redwood High	02-113432	12/03/14	\$ 6,425,099	\$ -
Los Banos Unified	Merced	New Middle	02-111735	12/23/14	\$ 13,539,672	\$ -
Monterey County Office of Education	Monterey	Salinas Community	01-114252	12/30/14	\$ 2,450,677	\$ 2,450,677
Manzanita Elementary	Butte	Manzanita Elementary	02-113480	12/30/14	\$ 2,636,158	\$ 2,636,158
Pixley Union Elementary	Tulare	Pixley Elementary	02-113784	12/30/14	\$ 2,992,334	\$ 2,992,334
Pixley Union Elementary	Tulare	Pixley Middle	02-113766	12/30/14	\$ 1,532,724	\$ 1,532,724
Irvine Unified	Orange	Portola Springs High	04-113246	01/08/15	\$ 121,135,763	\$ -
Ducor Union Elementary	Tulare	Ducor Elementary	02-113366	01/13/15	\$ 2,233,262	\$ -
Sulphur Springs Union Elementary	Los Angeles	Pinetree Community Elementary	03-115358	01/28/15	\$ 3,729,603	\$ -
Long Beach Unified	Los Angeles	David Starr Jordan High	03-115492	02/05/15	\$ 14,485,332	\$ -
Long Beach Unified	Los Angeles	David Starr Jordan High	03-115320	02/05/15	\$ 8,971,257	\$ -
Oxnard Elementary	Ventura	Drifill Elementary	03-115282	02/09/15	\$ 1,498,806	\$ -
McFarland Unified	Kern	New Elementary	03-115530	02/23/15	\$ 7,976,236	\$ -
Elk Grove Unified	Sacramento	Dillard Elementary	02-112796	03/23/15	\$ 4,694,105	\$ -
Fremont Union High	Santa Clara	Homestead High	01-113635	03/25/15	\$ 1,919,159	\$ -
Chaffey Joint Union High	San Bernardino	Rancho Cucamonga High	04-113455	04/03/15	\$ 1,546,963	\$ -
Chaffey Joint Union High	San Bernardino	Etiwanda High	04-113454	04/03/15	\$ 2,060,959	\$ -
Santa Maria-Bonita	Santa Barbara	Acquistapace	03-115248	04/10/15	\$ 1,576,344	\$ -
Santa Maria-Bonita	Santa Barbara	Tommie Knust	03-115445	04/10/15	\$ 3,473,080	\$ -
Irvine Unified	Orange	Portola Springs Elementary	04-113427	04/13/15	\$ 29,024,728	\$ -
Sulpher Springs Union Elementary	Los Angeles	Valley View Elementary	03-115283	04/28/15	\$ 5,361,269	\$ -
Irvine Unified	Orange	Beacon Park	04-113304	04/29/15	\$ 36,311,027	\$ -
Chaffey Joint Union High	San Bernardino	Alta Loma High	04-113519	05/01/15	\$ 2,586,820	\$ -

SFP APPLICATIONS

New Construction Acknowledged Applications Received Past Existing Authority as of March 31, 2017

District	County	Site Name	DSA Number	50-04 Date Received	Estimated State Grant (a)	Estimated Financial Hardship (b)
Chaffey Joint Union High	San Bernardino	Ontario High	04-113473	05/07/15	\$ 2,848,286	\$ -
San Dieguito Union High	San Diego	Pacific Trails Middle	04-113169	05/08/15	\$ 14,162,706	\$ -
Burrel Union Elementary	Fresno	Burrel Elementary	Site / Design	05/22/15	\$ 161,819	\$ 161,819
Temple City Unified	Los Angeles	Doug Sears Learning Center	03-115535	06/19/15	\$ 421,788	\$ -
Irvine Unified	Orange	Northwood High (Culinary Arts)	04-113952	07/22/15	\$ 422,315	\$ -
Irvine Unified	Orange	Creekside High (Culinary Arts)	04-113761	07/22/15	\$ 467,937	\$ -
Sequoia Union High	San Mateo	Menlo-Atherton High	01-114285	07/29/15	\$ 2,253,052	\$ -
Alisal Union Elementary	Monterey	Bardin Elementary	01-114545	07/30/15	\$ 1,045,845	\$ 1,045,845
Solano County Office of Education	Solano	Armijo High	02-113466	08/03/15	\$ 907,859	\$ 907,859
Palm Springs Unified	Riverside	Cielo Vista Charter	04-114172	08/03/15	\$ 898,611	\$ -
Oxnard Union High	Ventura	Rancho Campana High	03-114964	08/03/15	\$ 19,007,811	\$ -
San Marcos Unified	San Diego	Double Peak	04-113219	08/03/15	\$ 33,875,731	\$ -
Irvine Unified	Orange	Jeffrey Trail Middle	04-114265	08/05/15	\$ 1,084,008	\$ -
Irvine Unified	Orange	Cypress Village Elemetnary	04-114248	08/05/15	\$ 1,214,046	\$ -
Santa Maria Joint Union High	Santa Barbara	Santa Maria High	03-114673	08/06/15	\$ 1,318,143	\$ -
Downey Unified	Los Angeles	Warren High	03-116343	08/12/15	\$ 843,116	\$ -
Fresno Unified	Fresno	Baird Middle	02-112949	08/17/15	\$ 1,511,477	\$ -
Merced City Elementary	Merced	Charles Wright Elementary	02-114296	08/17/15	\$ 176,289	\$ -
Merced City Elementary	Merced	John Muir Elementar	02-114244	08/17/15	\$ 381,806	\$ -
Merced City Elementary	Merced	Burbank Elementary	02-114245	08/17/15	\$ 352,578	\$ -
Merced City Elementary	Merced	Rivera Elementary	02-113676	08/17/15	\$ 4,986,205	\$ -
Sanger Unified	Fresno	Sanger High	02-114327	08/19/15	\$ 911,498	\$ -
Brawley Elementary	Imperial	Barbara Worth Junior High	04-113280	08/25/15	\$ 1,885,262	\$ -
Larkspur-Corte Madera	Marin	The Cove	01-114466	08/28/15	\$ 1,458,371	\$ -
Dehesa	San Diego	Dehesa Elementary	04-113540	08/31/15	\$ 2,307,697	\$ -
Fremont Unified	Alameda	Azeveda (Joseph) Elementary	01-114702	09/18/15	\$ 1,267,007	\$ -
Fremont Unified	Alameda	Mattos (John G.) Elementary	01-114735	09/18/15	\$ 1,609,445	\$ -
Santa Maria Joint Union High	Santa Barbara	Pioneer Valley High	03-115365	09/18/15	\$ 3,096,791	\$ -
Clovis Unified	Fresno	Temperance Clinton Elementary	02-113877	09/22/15	\$ 11,013,334	\$ -
Newport-Mesa Unified	Orange	Newport Harbor High	04-114028	09/22/15	\$ 1,958,164	\$ -
Victor Elementary	San Bernardino	Arrowhead Elementary	04-113832	09/28/15	\$ 8,368,156	\$ -
Grossmont Union High	San Diego	Monte Vista High	04-113960	10/01/15	\$ 2,354,183	\$ -
Riverdale Joint Unified	Fresno	Riverdale High	02-113908	10/01/15	\$ 1,807,435	\$ -
Sanger Unified	Fresno	Madison Elementary	02-113377	10/05/15	\$ 1,074,793	\$ -
Ventura County Office Of Education	Ventura	Gateway Community	Site / Design	10/09/15	\$ 579,414	\$ 579,414
Shiloh Elementary	Stanislaus	Shiloh Elementary	02-114062	10/19/15	\$ 2,512,441	\$ 2,512,441
Fremont Unified	Alameda	Irvington High	01-114765	10/29/15	\$ 4,594,786	\$ -
Grossmont Union High	San Diego	Valhala High	04-113708	10/29/15	\$ 3,637,651	\$ -
Chico Unified	Butte	Marsh (Harry M.) Junior High	02-114124	10/30/15	\$ 1,275,872	\$ -
Chico Unified	Butte	Marsh (Harry M.) Junior High	02-113742	10/30/15	\$ 756,264	\$ -
Chico Unified	Butte	Chico Junior High	02-114107	10/30/15	\$ 1,279,581	\$ -
Salinas Union High	Monterey	New High #5	01-114259	10/30/15	\$ 27,868,174	\$ -
Palm Springs Unified	Riverside	Raymond Cree Middle	04-114233	10/30/15	\$ 2,750,081	\$ -

SFP APPLICATIONS
New Construction Acknowledged Applications Received Past Existing Authority as of March 31, 2017

District	County	Site Name	DSA Number	50-04 Date Received	Estimated State Grant (a)	Estimated Financial Hardship (b)
Elk Grove Unified	Sacramento	Anatolia II Elementary	02-113761	10/30/15	\$ 10,523,365	\$ -
Orange County Office of Education	Orange	Community School #9	04-113327	11/02/15	\$ 8,081,118	\$ 8,081,118
Grossmont Union High	San Diego	Granite Hills High	04-113605	11/02/15	\$ 1,911,287	\$ -
Centinela Valley Union High	Los Angeles	Lawndale High	03-115691	11/13/15	\$ 4,312,904	\$ -
Sundale Union Elementary	Tulare	Sundale Elementary	Site / Design	11/20/15	\$ 610,993	\$ 610,993
Oak Valley Union Elementary	Tulare	Oak Valley Elementary	Site / Design	12/01/15	\$ 144,393	\$ 144,393
Rocklin Unified	Placer	Granite Oaks Middle	02-114177	12/29/15	\$ 3,254,316	\$ -
Roseville City Elementary	Placer	W-70 Elementary	02-113793	01/27/16	\$ 10,788,257	\$ -
Raisin City Elementary	Fresno	Raisin City Elementary	02-113367	03/10/16	\$ 3,432,211	\$ 3,432,211
Visalia Unified	Tulare	New Visalia Middle	02-113561	03/29/16	\$ 14,595,102	\$ -
Porterville Unified	Tulare	Bellevue Elementary	02-113645	03/29/16	\$ 3,109,204	\$ -
Sequoia Union High	San Mateo	Sequoia High	01-115084	04/05/16	\$ 434,090	\$ -
Sequoia Union High	San Mateo	Carlmont High	01-114757	04/06/16	\$ 4,944,150	\$ -
Clay Joint Elementary	Fresno	Clay Elementary	Site / Design	04/11/16	\$ 27,648	\$ 27,648
Natomas Unified	Sacramento	Natomas Star Academy Charter	04-114221	04/12/16	\$ 8,516,798	\$ -
San Ramon Valley Unified	Contra Costa	Dougherty Valley High	01-113615	04/14/16	\$ 3,876,640	\$ -
Sanger Unified	Fresno	John Wash	02-114376	04/25/16	\$ 2,135,713	\$ -
Downey Unified	Los Angeles	Warren High	03-116360	04/25/16	\$ 1,352,648	\$ -
San Ramon Valley Unified	Contra Costa	Bella Vista Elementary	01-113615	05/06/16	\$ 10,475,215	\$ -
Chaffey Joint Union High	San Bernardino	Chaffey High	04-113840	05/12/16	\$ 12,742,660	\$ -
Irvine Unified	Orange	Portola Springs Elementary	04-114873	06/01/16	\$ 1,368,069	\$ -
Santa Rita Union Elementary	Monterey	Kantro K-8 Site	Site / Design	06/02/16	\$ 1,063,400	\$ 1,063,400
Santa Rita Union Elementary	Monterey	Sbrana K-5 Site	Site / Design	06/02/16	\$ 691,210	\$ 691,210
Sequoia Union High	San Mateo	Sequoia High	04-114653	06/28/16	\$ 6,634,916	\$ -
Santa Rita Union Elementary	Monterey	Bolsa Knolls Middle	01-115907	07/01/16	\$ 1,750,112	\$ -
Sequoia Union High	San Mateo	Menlo-Atherton High	01-114633	07/14/16	\$ 5,397,612	\$ -
Alisal Union	Monterey	Frank Paul Elementary	01-115245	07/18/16	\$ 3,533,592	\$ -
Atwater Elementary	Merced	Thomas Olaeta Elementary	02-115021	07/22/16	\$ 284,183	\$ -
Atwater Elementary	Merced	Shaffer Elementary	02-115028	07/22/16	\$ 304,341	\$ -
Elk Grove Unified	Sacramento	Laguna Ridge North Elementary	02-114712	07/22/16	\$ 13,701,560	\$ -
Bonsall Unified	San Diego	Norman L. Sullivan Middle	04-114116	07/22/16	\$ 3,512,633	\$ -
William S. Hart Union High	Los Angeles	Canyon High	03-114546	07/25/16	\$ 2,130,791	\$ -
Fresno Unified	Fresno	Figarden Elementary	02-113463	07/27/16	\$ 5,329,654	\$ -
Irvine Unified	Orange	Cypress Village Elementary	04-114854	08/01/16	\$ 840,177	\$ -
Irvine Unified	Orange	PA 5B Elementary	04-114406	08/01/16	\$ 48,885,049	\$ -
Temple City Unified	Los Angeles	Temple City High	03-115901	08/02/16	\$ 4,797,087	\$ -
Palm Springs Unified	Riverside	Katherine Finchy Elementary	04-114659	08/03/16	\$ 405,383	\$ -
Palm Springs Unified	Riverside	Landau Elementary	04-114771	08/03/16	\$ 1,694,162	\$ -
Palm Springs Unified	Riverside	Rio Vista Elementary	04-114658	08/03/16	\$ 311,307	\$ -
Palm Springs Unified	Riverside	Sunny Sands Elementary	04-114852	08/03/16	\$ 745,318	\$ -
Palm Springs Unified	Riverside	Cabot Yerxa Elementary	04-114738	08/03/16	\$ 345,893	\$ -
Palm Springs Unified	Riverside	Cathedral City Elementary	04-114822	08/03/16	\$ 675,356	\$ -
Palm Springs Unified	Riverside	Bella Vista Elementary	04-114694	08/03/16	\$ 513,115	\$ -

SFP APPLICATIONS
New Construction Acknowledged Applications Received Past Existing Authority as of March 31, 2017

District	County	Site Name	DSA Number	50-04 Date Received	Estimated State Grant (a)	Estimated Financial Hardship (b)
Perris Elementary	Riverside	Clearwater Elementary	04-114015	08/05/16	\$ 13,248,706	\$ -
Bakersfield City	Kern	Voorhies Elementary	03-116818	08/11/16	\$ 3,131,294	\$ -
Azusa Unified	Los Angeles	Ellington (Alice M.) Elementary	03-116787	08/11/16	\$ 67,146	\$ -
Fairfield-Suisun Unified	Solano	Public Safety Academy	02-114761	08/11/16	\$ 1,827,438	\$ -
Palm Springs Unified	Riverside	Two Bunch Palms Elementary	04-115027	08/12/16	\$ 322,130	\$ -
Panama-Buena Vista Union	Kern	Sing Lum Elementary	03-115922	08/15/16	\$ 8,670,323	\$ -
Etiwanda Elementary	San Bernardino	Elementary #13	04-114120	08/15/16	\$ 14,723,388	\$ -
Guadalupe Union Elementary	Santa Barbara	New Middle	03-112280	08/15/16	\$ 9,257,602	\$ 9,257,602
Natomas Unified	Sacramento	Bannon Creek Elementary	02-114701	08/16/16	\$ 5,130,731	\$ -
Burlingame	San Mateo	Burlingame Intermediate	01-114182	08/18/16	\$ 4,172,996	\$ -
Burlingame	San Mateo	Hoover Elementary	01-113088	08/18/16	\$ 5,857,336	\$ -
Riverside Unified	Riverside	Riverside STEM Academy	04-115221	08/24/16	\$ 433,548	\$ -
Riverside Unified	Riverside	Jefferson Elementary	04-115095	08/24/16	\$ 298,052	\$ -
Riverside Unified	Riverside	Castle View Elementary	04-115094	08/24/16	\$ 298,052	\$ -
Fremont Unified	Alameda	Warm Springs Elementary	01-115100	08/29/16	\$ 3,982,591	\$ -
Liberty Union High	Contra Costa	Liberty High	01-114751	09/14/16	\$ 2,641,853	\$ -
Whittier City Elementary	Los Angeles	Wallen L. Andrews Elementary	03-116465	09/15/16	\$ 2,246,232	\$ -
Whittier City Elementary	Los Angeles	Phelan (Daniel) Elementary	03-117102	09/16/16	\$ 657,687	\$ -
Kerman Unified	Fresno	Kerman Middle	02-114872	09/21/16	\$ 285,059	\$ -
Madera Unified	Madera	New K-6 Elementary	02-114713	09/29/16	\$ 11,061,576	\$ -
Pleasant View Elementary	Tulare	Pleasant View Elementary	02-114467	09/29/16	\$ 2,167,795	\$ 2,167,795
Capistrano Unified	Orange	San Clemente High	04-115033	10/25/16	\$ 8,245,250	\$ -
Capistrano Unified	Orange	San Juan Hills High	04-115069	10/25/16	\$ 7,787,489	\$ -
Pioneer Union Elementary	Kings	Pioneer Elementary	02-114826	10/26/16	\$ 4,209,023	\$ -
Merced City Elementary	Merced	Peterson Elementary	02-115340	10/26/16	\$ 688,623	\$ -
Bayshore Elementary	San Mateo	Bayshore Elementary	01-115157	10/26/16	\$ 2,537,490	\$ -
Los Banos Unified	Merced	Mercey Springs Elementary	02-114749	10/27/16	\$ 4,541,534	\$ -
Chaffey Joint Union High	San Bernardino	Rancho Cucamonga High	04-114225	10/27/16	\$ 1,550,656	\$ -
Fresno Unified	Fresno	Turner Elementary	02-113543	10/28/16	\$ 2,583,331	\$ -
Sanger Unified	Fresno	Sanger Academy Charter	02-114088	10/28/16	\$ 1,479,506	\$ -
Manteca Unified	San Joaquin	Shasta Elementary	02-114603	10/28/16	\$ 2,125,184	\$ -
Manteca Unified	San Joaquin	Lathrop Elementary	02-114498	10/28/16	\$ 2,664,827	\$ -
Manteca Unified	San Joaquin	Sequoia Elementary	02-114509	10/28/16	\$ 2,204,786	\$ -
Central Union High	Imperial	Phoenix Rising High	04-115280	10/31/16	\$ 451,336	\$ -
Heber Elementary	Imperial	Dogwood Elementary	04-115443	10/31/16	\$ 1,860,857	\$ 1,860,857
Sequoia Union High	San Mateo	Menlo-Atherton High	01-115680	10/31/16	\$ 2,925,101	\$ -
Ceres Unified	Stanislaus	Ceres High	02-114716	10/31/16	\$ 1,470,319	\$ -
Windsor Unified	Sonoma	Windsor Oaks Academy	01-115611	10/31/16	\$ 2,080,707	\$ -
Dinuba Unified	Tulare	New High	Site / Design	10/31/16	\$ 4,960,161	\$ 4,960,161
Lancaster Elementary	Los Angeles	Endeavour Middle	03-116476	11/01/16	\$ 1,348,370	\$ -
Tipton Elementary	Tulare	Tipton Elementary	02-114729	11/22/16	\$ 2,469,016	\$ -
Long Beach Unified	Los Angeles	Browning High	03-115308	12/12/16	\$ 13,561,172	\$ -
Santa Maria-Bonita	Santa Barbara	Ida Redmond Taylor Elementary	03-115439	12/19/16	\$ 1,658,904	\$ -

SFP APPLICATIONS

New Construction Acknowledged Applications Received Past Existing Authority as of March 31, 2017

District	County	Site Name	DSA Number	50-04 Date Received	Estimated State Grant (a)	Estimated Financial Hardship (b)
Santa Maria-Bonita	Santa Barbara	Liberty Elementary	03-115440	12/19/16	\$ 1,658,904	\$ -
William S. Hart Union HSD	Los Angeles	Castaic High	03-115045	12/29/16	\$ 62,878,933	\$ -
Greenfield Union Elementary	Monterey	Apple Avenue Elementary	Site / Design	01/06/17	\$ 1,595,100	\$ 1,595,100
Folsom-Cordova Unified	Sacramento	Sundahl (Carl H.) Elementary	02-114741	01/06/17	\$ 5,876,852	\$ -
Corcoran Unified	Kings	John Muir Middle	02-114942	01/13/17	\$ 720,681	\$ -
Natomas Unified	Sacramento	Westlake K-8 Charter	02-114593	01/13/17	\$ 16,543,420	\$ -
Perris Union High	Riverside	High School #4	04-114675	01/19/17	\$ 49,950,295	\$ -
Pacific Elementary	Santa Cruz	Pacific Elementary	Site / Design	01/20/17	\$ 106,340	\$ 106,340
Pacific Elementary	Santa Cruz	Pacific Elementary	Site / Design	01/20/17	\$ 106,340	\$ 106,340
Arvin Union Elementary	Kern	Sierra Vista Elementary	03-116779	01/26/17	\$ 3,592,543	\$ -
Visalia Unified	Tulare	Riverway Elementary	02-114127	01/26/17	\$ 10,779,245	\$ -
Natomas Unified	Sacramento	Heron Elementary	02-114986	02/03/17	\$ 3,001,564	\$ -
Natomas Unified	Sacramento	Discovery High	02-115070	02/03/17	\$ 498,931	\$ -
Pomona Unified	Los Angeles	Philadelphia Elementary	03-117377	02/06/17	\$ 2,330,783	\$ -
Corcoran Joint Unified	Kings	Mark Twain Elementary	02-114840	02/07/17	\$ 1,327,950	\$ -
Los Molinos Unified	Tehama	Los Molinos Elementary	Site / Design	02/07/17	\$ 553,824	\$ 553,824
Stockton Unified	San Joaquin	El Dorado Elementary	02-115211	02/09/17	\$ 423,811	\$ -
Sequoia Union Elementary	Tulare	Sequoia Elementary	Site / Design	02/24/17	\$ 427,885	\$ 427,885
Jurupa Unified	Riverside	New K-8 School #5	04-114869	03/07/17	\$ 15,507,131	\$ -
William S. Hart Union High	Los Angeles	Saugus High	03-114803	03/10/17	\$ 1,505,563	\$ -
Buena Vista Elementary	Tulare	Buena Vista Elementary	02-115163	03/15/17	\$ 2,966,043	\$ 2,966,044
Capistrano Unified	Orange	Esencia K-8	04-115197	03/22/17	\$ 35,047,431	\$ -
					\$ 1,424,464,575	\$ 101,867,486
Total New Construction applications acknowledged by SAB:			280		\$ 1,526,332,061	

SFP APPLICATIONS
Modernization Acknowledged Applications Received Past Existing Authority as of March 31, 2017

District	County	Site Name	DSA Number	50-04 Date Received	Estimated State Grant (a)	Estimated Financial Hardship (b)
Kings River-Hardwick Union Elementary	Kings	Kings River-Hardwick Elementary	Site / Design	11/19/12	\$ 40,500	\$ 27,000
Rockford Elementary	Tulare	Rockford Elementary	Site / Design	11/19/12	\$ 54,815	\$ 36,543
Coalinga/Huron Joint Unified	Fresno	Coalinga High	02-112226	11/29/12	\$ 3,444,966	\$ -
Simi Valley Unified	Ventura	Royal High	03-112631	12/17/12	\$ 2,163,029	\$ 1,442,019
Ventura County Office of Education	Ventura	Dorothy Boswell	03-114402	12/18/12	\$ 651,640	\$ 434,427
Meridian Elementary	Sutter	Meridian Elementary	02-112510	12/19/12	\$ 409,086	\$ 272,724
Antioch Unified	Contra Costa	Antioch Middle	01-112369	12/20/12	\$ 3,195,182	\$ -
Ventura County Office of Education	Ventura	Carl Dwire Special	03-114395	12/24/12	\$ 962,427	\$ 641,618
Maple Elementary	Kern	Maple Elementary	03-114419	01/07/13	\$ 1,480,346	\$ 986,897
Sunnyside Union Elementary	Tulare	Sunnyside Elementary	02-112632	01/15/13	\$ 321,118	\$ -
Washington Unified	Fresno	Washington High	02-112370	01/28/13	\$ 1,567,059	\$ -
Walnut Valley Unified	Los Angeles	Chaparral Middle	03-114376	01/30/13	\$ 4,564,665	\$ -
Temecula Valley Unified	Riverside	Temecula Valley High	04-108990	01/30/13	\$ 1,557,685	\$ -
Santa Rita Union Elementary	Monterey	La Joya Elementary	Site / Design	01/31/13	\$ 94,125	\$ 62,750
Solano County Office Of Education	Solano	T.C. MC Daniel Elementary	02-110746	02/14/13	\$ 707,890	\$ 471,927
Palm Springs Unified	Riverside	Della S. Lindley Elementary	04-112525	02/14/13	\$ 567,332	\$ -
Oceanside City Unified	San Diego	Burgener (Clair W.) Academy	04-112596	03/01/13	\$ 584,737	\$ -
Mt. Diablo Unified	Contra Costa	Ayers Elementary	01-112194	03/05/13	\$ 723,894	\$ -
Mt. Diablo Unified	Contra Costa	Foothill Middle	01-112193	03/05/13	\$ 555,111	\$ -
Mt. Diablo Unified	Contra Costa	Sequoia Elementary	01-112194	03/05/13	\$ 746,875	\$ -
Mt. Diablo Unified	Contra Costa	Sun Terrace Elementary	01-112194	03/05/13	\$ 490,256	\$ -
Mt. Diablo Unified	Contra Costa	Valley View Middle	01-112193	03/05/13	\$ 972,459	\$ -
Tulare County Office of Education	Tulare	L.B. Hill Learning Center	Site / Design	03/14/13	\$ 106,461	\$ 70,974
Grossmont Union High	San Diego	West Hills High	04-111765	03/14/13	\$ 660,105	\$ -
Los Alamitos Unified	Orange	Oak Middle	04-112514	03/14/13	\$ 310,341	\$ -
McFarland Unified	Kern	McFarland High	02-112205	03/18/13	\$ 590,004	\$ -
Los Alamitos Unified	Orange	Weaver (Jack L.) Elementary	04-112507	03/25/13	\$ 3,745,997	\$ -
Cloverdale Unified	Sonoma	Jefferson Elementary	01-112593	03/28/13	\$ 376,760	\$ -
Grossmont Union High	San Diego	Monte Vista High	04-111316	04/06/13	\$ 245,733	\$ -
Clovis Unified	Fresno	Garfield Elementary	02-112675	04/09/13	\$ 969,778	\$ -
Ross Valley	Marin	White Hill Middle	01-112556	04/09/13	\$ 444,499	\$ -
El Dorado Union High	El Dorado	Independence Continuation High	02-110797	04/12/13	\$ 186,210	\$ -
El Dorado Union High	El Dorado	El Dorado High	02-111680	04/12/13	\$ 1,973,873	\$ -
Kingsburg Joint Union Elementary	Fresno	Lincoln	Site / Design	04/12/13	\$ 125,314	\$ 83,543
Kingsburg Joint Union Elementary	Fresno	Roosevelt	Site / Design	04/12/13	\$ 167,085	\$ 111,390
Kingsburg Joint Union Elementary	Fresno	Washington	Site / Design	04/12/13	\$ 83,543	\$ 55,695
Kingsburg Joint Union Elementary	Fresno	Rafer Johnson Jr. High	Site / Design	04/12/13	\$ 103,110	\$ 68,740
Ventura County Office of Education	Ventura	Douglas Penfield	03-114409	04/17/13	\$ 924,019	\$ 616,013
Sylvan Union Elementary	Stanislaus	Sherwood Elementary	02-112465	04/30/13	\$ 2,359,622	\$ -
Atascadero Unified	San Luis Obispo	Monterey Road Elementary	01-112285	05/02/13	\$ 3,020,507	\$ -
Rim of the World Unified	San Bernardino	Rim of the World High	04-112366	05/07/13	\$ 4,504,760	\$ -
Wright Elementary	Sonoma	Wright Charter	01-113098	05/07/13	\$ 1,780,502	\$ -
Placentia Yorba Linda Unified	Orange	Valencia High	04-112534	05/14/13	\$ 451,098	\$ -
Desert Sands Unified	Riverside	Palm Desert Charter Middle	04-110948	05/17/13	\$ 560,445	\$ -

SFP APPLICATIONS
Modernization Acknowledged Applications Received Past Existing Authority as of March 31, 2017

Washington Unified	Yolo	Golden State Middle	02-112282	05/20/13	\$ 915,815	\$ -
Cypress Elementary	Orange	Arnold (A.E.) Elementary	04-112498	05/24/13	\$ 2,913,063	\$ -
Willits Unified	Mendocino	Willits High	Site / Design	05/28/13	\$ 138,045	\$ 92,030
Simi Valley Unified	Ventura	Mountain View Elementary	03-114662	06/05/13	\$ 2,253,569	\$ -
Lemoore Union Elementary	Kings	Meadow Lane Elementary	02-112823	06/14/13	\$ 716,084	\$ 477,389
Lemoore Union Elementary	Kings	P.W. Engvall Elementary	02-112757	06/14/13	\$ 2,425,185	\$ 1,616,790
Santa Barbara Unified	Santa Barbara	Santa Barbara High	03-111463	06/28/13	\$ 644,959	\$ -
Belmont-Redwood Shores Elementary	San Mateo	Nesbit Elementary	01-112331	07/02/13	\$ 931,430	\$ -
Santa Barbara Unified	Santa Barbara	Adelante Charter	03-114479	07/02/13	\$ 688,344	\$ -
Santa Barbara Unified	Santa Barbara	San Marcos Senior High	03-114628	07/08/13	\$ 257,124	\$ -
Westminster Elementary	Orange	Warner Middle	04-112452	07/11/13	\$ 399,311	\$ -
Westminster Elementary	Orange	Johnson Middle	04-112453	07/11/13	\$ 227,174	\$ -
Desert Sands Unified	Riverside	Indio High	04-111505	07/11/13	\$ 14,402,924	\$ -
East Side Union High	Santa Clara	Hill (Andrew P.) High	01-113055	07/11/13	\$ 532,380	\$ -
Martinez Unified	Contra Costa	Alhambra Senior High	01-112896	07/18/13	\$ 305,200	\$ -
Palm Springs Unified	Riverside	Agua Caliente Elementary	04-112540	07/29/13	\$ 1,005,409	\$ -
Long Beach Unified	Los Angeles	Roosevelt Elementary	03-114696	07/30/13	\$ 2,866,436	\$ -
Belmont-Redwood Shores Elementary	San Mateo	Cipriani Elementary	01-112836	08/06/13	\$ 1,077,756	\$ -
West Park Elementary	Fresno	West Park Elementary	Site / Design	08/07/13	\$ 287,722	\$ 191,815
Colton Joint Unified	San Bernardino	Abraham Lincoln Elementary	04-107529	08/07/13	\$ 2,957,111	\$ -
Colton Joint Unified	San Bernardino	Mary B. Lewis Elementary	04-107529	08/07/13	\$ 3,054,464	\$ -
Colton Joint Unified	San Bernardino	Ulysses Grant Elementary	04-107529	08/07/13	\$ 2,991,371	\$ -
Colton Joint Unified	San Bernardino	Crestmore Elementary	04-107529	08/07/13	\$ 3,108,401	\$ -
Sylvan Union Elementary	Stanislaus	Woodrow Elementary	02-112595	08/07/13	\$ 2,587,645	\$ -
Clovis Unified	Fresno	Fort Washington Elementary	02-112635	08/15/13	\$ 574,604	\$ -
Clovis Unified	Fresno	Clovis West High	02-112732	08/16/13	\$ 1,808,354	\$ -
Mission Union Elementary	Monterey	Mission Elementary	Site / Design	08/16/13	\$ 35,346	\$ 23,564
Guernerville Elementary	Sonoma	Guernerville Elementary	01-112997	08/16/13	\$ 1,220,850	\$ -
Larkspur Elementary	Marin	San Clemente Elementary	01-112991	08/20/13	\$ 2,674,612	\$ -
Belmont-Redwood Shores Elementary	San Mateo	Central Elementary	01-112837	08/20/13	\$ 956,386	\$ -
Clovis Unified	Fresno	Jefferson Elementary	02-112684	09/09/13	\$ 1,669,420	\$ -
Tustin Unified	Orange	Currie Middle	04-111592	09/10/13	\$ 2,783,554	\$ -
Santa Barbara Unified	Santa Barbara	Dos Pueblos Senior High	03-113913	09/17/13	\$ 430,424	\$ -
Placentia-Yorba Linda Unified	Orange	Travis Ranch	04-112827	09/25/13	\$ 1,593,332	\$ -
Lagunita Elementary	Monterey	Labunita Elementary	Site / Design	09/27/13	\$ 38,585	\$ 25,723
Clovis Unified	Fresno	Clovis High	02-112703	10/01/13	\$ 3,145,046	\$ -
Santa Barbara Unified	Santa Barbara	Harding University Partnership	03-114358	10/07/13	\$ 527,615	\$ -
Plaza Elementary	Glenn	Plaza Elementary	Site / Design	10/18/13	\$ 71,603	\$ 47,736
Los Gatos Union Elementary	Santa Clara	Lexington Elementary	01-113056	10/24/13	\$ 1,297,187	\$ 864,791
Central Unified	Fresno	Madison Elementary	02-112758	11/01/13	\$ 2,764,514	\$ -
West Contra Costa Unified	Contra Costa	Walther Helms Middle	01-112641	11/04/13	\$ 81,498	\$ -
East Side Union High	Santa Clara	Silver Creek High	01-112843	11/07/13	\$ 256,760	\$ -
Mother Lode Union Elementary	El Dorado	Indian Creek Elementary	02-112584	11/15/13	\$ 632,432	\$ 421,621
Mother Lode Union Elementary	El Dorado	Herbert Green Middle	02-112585	11/15/13	\$ 428,703	\$ 285,802
Raisin City Elementary	Fresno	Raisin City Elementary	02-112808	11/20/13	\$ 1,093,698	\$ 729,132
Paradise Unified	Butte	Paradise Senior High	02-112640	11/26/13	\$ 3,830,149	\$ -
West Contra Costa Unified	Contra Costa	Kennedy High	01-112500	12/05/13	\$ 1,005,433	\$ -

SFP APPLICATIONS
Modernization Acknowledged Applications Received Past Existing Authority as of March 31, 2017

Golden Feather Union	Butte	Concow Elementary	02-112572	12/10/13	\$ 668,272	\$ 445,515
Foresthill Union Elementary	Placer	Foresthill Divide Middle	02-112806	12/20/13	\$ 847,744	\$ -
Escalon Unified	San Joaquin	Escalon High	02-113172	12/23/13	\$ 6,841,377	\$ -
Mill Valley Elementary	Marin	Strawberry Point Elementary	01-112404	01/06/14	\$ 1,156,788	\$ -
Mill Valley Elementary	Marin	Park Elementary	01-112405	01/07/14	\$ 551,469	\$ -
Pomona Unified	Los Angeles	Garey High	03-114778	01/23/14	\$ 3,929,090	\$ 2,619,393
Pomona Unified	Los Angeles	Pomona High	03-114775	01/23/14	\$ 1,986,926	\$ 1,324,617
Long Beach Unified	Los Angeles	Lindsey Academy	03-114920	01/24/14	\$ 3,992,966	\$ 2,661,977
Long Beach Unified	Los Angeles	Newcomb Elementary	03-114929	01/27/14	\$ 6,936,326	\$ -
Colton Joint Unified	San Bernardino	Jurupa Vista Elementary	04-107527	02/06/14	\$ 1,059,267	\$ -
Colton Joint Unified	San Bernardino	Cooley Ranch Elementary	04-107527	02/06/14	\$ 803,672	\$ -
Colton Joint Unified	San Bernardino	Reche Canyon Elementary	04-107527	02/06/14	\$ 711,249	\$ -
Los Molinos Unified	Tehama	Vina Elementary	02-112741	02/06/14	\$ 848,310	\$ 565,540
Los Molinos Unified	Tehama	Los Molinos Elementary	02-112739	02/06/14	\$ 1,616,932	\$ 1,077,955
Los Molinos Unified	Tehama	Los Molinos High	02-112742	02/06/14	\$ 1,635,022	\$ 1,090,015
Orange Unified	Orange	Anaheim Hills Elementary	04-112443	02/12/14	\$ 904,131	\$ -
Savanna Elementary	Orange	Holder Elementary	04-112711	02/24/14	\$ 3,596,904	\$ -
Visalia Unified	Tulare	Visalia Technical Educational Center	02-112833	02/24/14	\$ 819,813	\$ -
Clovis Unified	Fresno	Valley Oak Elementary	02-113224	03/07/14	\$ 2,541,716	\$ -
West Contra Costa Unified	Contra Costa	Valley View Elementary	01-112941	03/14/14	\$ 1,528,093	\$ -
Rowland Unified	Los Angeles	Le Seda Elementary	03-112723	03/18/14	\$ 259,769	\$ -
Saddleback Valley Unified	Orange	El Toro High	04-112660	03/18/14	\$ 440,310	\$ -
Trinidad Union	Humboldt	Trinidad Elementary	01-113148	03/20/14	\$ 635,043	\$ -
Newport-Mesa Unified	Orange	Tewinkle (Charles) Intermediate	04-108301	03/21/14	\$ 774,482	\$ -
Cutten Elementary	Humboldt	Ridgewood Elementary	01-113448	03/26/14	\$ 384,961	\$ 384,961
Burton Elementary	Tulare	Oak Grove Elementary	Site / Design	04/01/14	\$ 228,214	\$ 152,143
Burton Elementary	Tulare	Burton Elementary	Site / Design	04/01/14	\$ 155,842	\$ 103,895
Burton Elementary	Tulare	Jim Maples Academy	Site / Design	04/01/14	\$ 102,584	\$ 68,389
Pleasant View Elementary	Tulare	Pleasant View Elementary	Site / Design	04/01/14	\$ 154,470	\$ 102,980
Palm Springs Unified	Riverside	Landau Elementary	04-112736	04/08/14	\$ 680,152	\$ -
Fremont Union High	Santa Clara	Cupertino High	01-112521	04/08/14	\$ 1,941,171	\$ -
Three Rivers Union Elementary	Tulare	Three Rivers Elementary	02-113181	04/11/14	\$ 1,274,873	\$ 849,915
Fremont Union High	Santa Clara	Monta Vista High	01-112786	04/16/14	\$ 138,034	\$ -
Island Union Elementary	Kings	Island Elementary	02-112891	04/24/14	\$ 601,694	\$ 401,129
Solano County Office of Education	Solano	Golden Hills High Education Center	02-113358	04/28/14	\$ 451,082	\$ 300,721
Solano County Office of Education	Solano	Silveyville Elementary	02-113365	04/28/14	\$ 121,696	\$ 81,131
Wilmar Union Elementary	Sonoma	Wilson Elementary	01-113620	05/05/14	\$ 187,079	\$ -
McFarland Unified	Kern	McFarland High	03-114916	05/12/14	\$ 910,260	\$ -
San Francisco Unified	San Francisco	Roosevelt Middle	01-113229	05/14/14	\$ 6,546,362	\$ -
Woodlake Unified	Tulare	Woodlake High	02-112394	05/14/14	\$ 2,224,098	\$ 1,482,732
Yuba County Office of Education	Yuba	Agnes Weber Meade	Site / Design	05/15/14	\$ 30,689	\$ 20,460
Yuba County Office of Education	Yuba	Anna Bell Karr	Site / Design	05/15/14	\$ 19,858	\$ 13,239
Yuba County Office of Education	Yuba	Goldfield Special Education	Site / Design	05/15/14	\$ 34,300	\$ 22,866
Yuba County Office of Education	Yuba	Spring Valley Special Education	Site / Design	05/15/14	\$ 14,442	\$ 9,628
Yuba County Office of Education	Yuba	Virginia	Site / Design	05/15/14	\$ 102,899	\$ 68,600
Yuba County Office of Education	Yuba	Virginia @ Yuba College	Site / Design	05/15/14	\$ 9,414	\$ 6,276
Woodlake Unified	Tulare	Francis J. White Learning Center	02-113347	05/23/14	\$ 483,935	\$ 322,623

SFP APPLICATIONS

Modernization Acknowledged Applications Received Past Existing Authority as of March 31, 2017

Pasadena Unified	Los Angeles	Hamilton Elementary	03-114375	06/02/14	\$ 155,909	\$ -
Placentia-Yorba Linda Unified	Orange	Valencia High	04-112735	06/06/14	\$ 1,476,996	\$ -
San Francisco Unified	San Francisco	Monroe Elementary	01-113173	06/09/14	\$ 1,790,050	\$ -
Grossmont Union High	San Diego	Grossmont High	04-113216	06/12/14	\$ 10,350,256	\$ -
Lincoln Unified	San Joaquin	Tully C. Knoles	02-113601	06/12/14	\$ 3,264,695	\$ -
Lincoln Unified	San Joaquin	Colonial Heights	02-113652	06/12/14	\$ 3,200,930	\$ -
Mendota Unified	Fresno	Washington Elementary	02-113034	06/13/14	\$ 2,051,645	\$ -
Mendota Unified	Fresno	McCabe Elementary	02-113040	06/13/14	\$ 1,213,513	\$ -
Willow Unified	Glenn	Murdock Elementary	Site / Design	06/16/14	\$ 368,667	\$ 245,778
Willow Unified	Glenn	Willows Intermediate	Site / Design	06/16/14	\$ 273,805	\$ 182,537
Willow Unified	Glenn	Willows High	Site / Design	06/16/14	\$ 385,668	\$ 257,112
Willow Unified	Glenn	Willows Community High	Site / Design	06/16/14	\$ 15,415	\$ 10,277
San Francisco Unified	San Francisco	George Peabody Elementary	01-113174	06/17/14	\$ 1,480,027	\$ -
San Francisco Unified	San Francisco	Sunnyside Elementary	01-113535	06/19/14	\$ 2,432,319	\$ -
Porterville Unified	Tulare	Los Robles Elementary	02-112849	06/23/14	\$ 1,809,429	\$ -
Norris	Kern	Norris Middle	03-115132	07/11/14	\$ 3,778,378	\$ -
Atascadero Unified	San Luis Obispo	Carrisa Plains Elementary	03-113008	07/18/14	\$ 338,993	\$ -
Lindsay Unified	Tulare	Lincoln Elementary	02-113236	07/18/14	\$ 1,863,613	\$ -
Lindsay Unified	Tulare	Jefferson Elementary	02-113235	07/18/14	\$ 1,873,215	\$ -
Lindsay Unified	Tulare	Washington Elementary	02-113234	07/18/14	\$ 1,473,110	\$ -
San Francisco Unified	San Francisco	Jose Ortega Elementary	01-113688	07/21/14	\$ 3,021,862	\$ -
San Francisco Unified	San Francisco	Cesar Chavez Elementary	01-112957	07/21/14	\$ 2,804,600	\$ -
Kings Canyon Joint Unified	Fresno	Dunlap Elementary	02-113110	08/05/14	\$ 599,538	\$ -
Clovis Unified	Fresno	Dry Creek Elementary	02-113230	08/07/14	\$ 1,949,260	\$ -
Clovis Unified	Fresno	Tarpey Elementary	02-113314	08/07/14	\$ 1,256,365	\$ -
Porterville Unified	Tulare	Roche Elementary	02-113346	08/08/14	\$ 250,000	\$ -
Rosemead Elementary	Los Angeles	Jason (Mildred B.) Elementary	03-109172	08/12/14	\$ 187,310	\$ -
Rosemead Elementary	Los Angeles	Shuey (Emma W.) Elementary	03-109172	08/12/14	\$ 45,148	\$ -
Rosemead Elementary	Los Angeles	Encinita Elementary	03-109172	08/12/14	\$ 39,262	\$ -
Rosemead Elementary	Los Angeles	Savannah Elementary	03-110340	08/12/14	\$ 173,302	\$ -
San Francisco Unified	San Francisco	Yick Wo Elementary	01-113012	08/12/14	\$ 1,612,684	\$ -
Santa Barbara Unified	Santa Barbara	Adams Elementary	03-114770	08/13/14	\$ 368,825	\$ -
Fortuna Union High	Humboldt	East High (Continuation)	01-113819	08/20/14	\$ 1,007,075	\$ -
Templeton Unified	San Luis Obispo	Templeton Middle	01-113979	08/20/14	\$ 834,170	\$ -
Clovis Unified	Fresno	Clark Intermediate	02-113391	09/05/14	\$ 4,570,058	\$ -
Ross Valley	Marin	White Hill Middle	01-112496	09/05/14	\$ 1,338,237	\$ -
Clovis Unified	Fresno	Clovis West High	02-112673	09/16/14	\$ 517,691	\$ -
Clovis Unified	Fresno	Miramonte Elementary	02-113205	09/16/14	\$ 783,242	\$ -
Morongo Unified	San Bernardino	Yucca Valley High	04-110759	09/16/14	\$ 5,410,602	\$ -
Colton Joint Unified	San Bernardino	Zimmerman Elementary	04-112533	09/17/14	\$ 2,888,885	\$ -
Colton Joint Unified	San Bernardino	D'Arcy Elementary	04-107527	09/17/14	\$ 520,433	\$ -
Lindsay Unified	Tulare	Reagan Elementary	02-113289	09/19/14	\$ 1,340,413	\$ -
Clovis Unified	Fresno	Sierra Vista Elementary	02-113352	09/23/14	\$ 1,672,984	\$ -
Colton Joint Unified	San Bernardino	Terrace View Elementary	04-112143	09/25/14	\$ 2,362,795	\$ -
Colton Joint Unified	San Bernardino	Ruth O. Harris Middle	04-107528	10/03/14	\$ 1,374,808	\$ -
Clovis Unified	Fresno	Temperance-Kutner Elementary	02-113278	10/06/14	\$ 1,946,252	\$ -
Santa Barbara Unified	Santa Barbara	Washington Elementary	03-114742	10/08/14	\$ 631,223	\$ -

SFP APPLICATIONS
Modernization Acknowledged Applications Received Past Existing Authority as of March 31, 2017

San Francisco Unified	San Francisco	Burton (Philip A.) High	01-113371	10/10/14	\$ 16,274,305	\$ -
San Francisco Unified	San Francisco	James Lick Middle	01-113926	10/22/14	\$ 4,192,285	\$ -
Solano County Office of Education	Solano	Jones (K. I.) Elementary	02-113376	10/23/14	\$ 289,236	\$ 192,824
Solano County Office of Education	Solano	Golden West Middle	02-113375	10/23/14	\$ 118,789	\$ 79,193
Ripon Unified	San Joaquin	Weston Elementary	02-113479	10/23/14	\$ 401,234	\$ -
Simi Valley Unified	Ventura	White Oak Elementary	03-114918	10/29/14	\$ 2,310,557	\$ -
Oxnard Elementary	Ventura	McAuliffe Elementary	03-115302	11/13/14	\$ 97,430	\$ -
Oxnard Elementary	Ventura	Fremont Middle	03-115297	11/13/14	\$ 890,364	\$ -
Newport-Mesa Unified	Orange	Corona Del Mar High	04-112200	11/19/14	\$ 234,518	\$ -
Visalia Unified	Tulare	Redwood High	02-113370	12/03/14	\$ 661,554	\$ -
Mill Valley Elementary	Marin	Tamalpais Valley Elementary	01-111688	12/05/14	\$ 1,362,980	\$ 908,653
Clovis Unified	Fresno	Gettysburg Elementary	02-112730	12/23/14	\$ 2,608,021	\$ -
San Francisco Unified	San Francisco	Academy of Arts and Sciences	01-114473	12/23/14	\$ 1,966,320	\$ -
San Francisco Unified	San Francisco	Ruth Asawa School of the Arts	01-114087	12/23/14	\$ 3,754,264	\$ -
Manzanita Elementary	Butte	Manzanita Elementary	02-113481	12/30/14	\$ 1,298,165	\$ 1,298,165
Biggs Unified	Butte	Biggs Elementary	02-112116	02/03/15	\$ 1,369,709	\$ 1,369,709
Biggs Unified	Butte	Biggs High	02-112213	02/03/15	\$ 1,410,217	\$ 1,410,217
Biggs Unified	Butte	Biggs Middle	02-112213	02/03/15	\$ 589,892	\$ 589,892
Biggs Unified	Butte	Richvale Elementary	03-112074	02/03/15	\$ 191,342	\$ 191,342
Long Beach Unified	Los Angeles	David Starr Jordan High	03-115320	02/05/15	\$ 5,707,593	\$ -
Anaheim City Elementary	Orange	Stoddard Elementary	04-112654	02/17/15	\$ 4,909,955	\$ -
San Francisco Unified	San Francisco	McKinley Elementary	01-114361	02/17/15	\$ 2,089,664	\$ -
Jefferson Elementary	San Joaquin	Jefferson Elementary	02-113192	03/19/15	\$ 2,446,857	\$ -
Elk Grove Unified	Sacramento	Dillard Elementary	02-112796	03/23/15	\$ 1,154,316	\$ -
Fremont Union High	Santa Clara	Homestead High	01-113635	03/25/15	\$ 1,331,043	\$ -
Capay Joint Union Elementary	Glenn	Capay Joint Union Elementary	02-113678	03/27/15	\$ 1,111,598	\$ 741,065
Bakersfield City Elementary	Kern	Compton Junior High	03-113001	04/08/15	\$ 4,599,539	\$ -
San Francisco Unified	San Francisco	Longfellow Elementary	01-114430	04/14/15	\$ 3,843,211	\$ -
San Francisco Unified	San Francisco	Daniel Webster Elementary	01-114446	05/04/15	\$ 2,560,618	\$ -
Temple City Unified	Los Angeles	Cloverly Elementary	03-115711	05/14/15	\$ 1,621,094	\$ -
Burrel Union Elementary	Fresno	Burrel Elementary	Site / Design	05/22/15	\$ 83,711	\$ 55,807
Sanger Unified	Fresno	Lincoln Elementary	02-113462	05/28/15	\$ 949,356	\$ -
San Francisco Unified	San Francisco	Paul Revere Elementary	01-114431	05/29/15	\$ 3,320,537	\$ -
Palm Springs Unified	Riverside	Wenzlaff (Edward) Elementary	04-113068	06/11/15	\$ 3,421,451	\$ -
Clovis Unified	Fresno	Weldon Elementary	02-113906	06/19/15	\$ 2,619,029	\$ -
Dinuba Unified	Tulare	Lincoln Elementary	Site / Design	06/22/15	\$ 121,470	\$ 80,980
Dinuba Unified	Tulare	Roosevelt Elementary	Site / Design	06/22/15	\$ 70,902	\$ 47,268
Brawley Elementary	Imperial	Hidalgo Elementary	04-113576	06/25/15	\$ 867,851	\$ -
Temple City Unified	Los Angeles	La Rosa Elementary	03-115712	06/26/15	\$ 1,707,141	\$ -
Culver City Unified	Los Angeles	Farragut Elementary	03-115184	07/27/15	\$ 572,219	\$ -
Solano County Office of Education	Solano	Armijo High	02-113466	08/03/15	\$ 277,700	\$ 185,133
Solano County Office of Education	Solano	Grange Middle	02-113374	08/03/15	\$ 126,151	\$ 84,101
Twin Rivers Unified	Sacramento	Del Paso Heights Elementary	02-111881	08/06/15	\$ 268,395	\$ -
Clovis Unified	Fresno	Kastner Intermediate	02-113917	08/07/15	\$ 1,079,855	\$ -
Culver City Unified	Los Angeles	Culver City Middle	03-114281	08/11/15	\$ 187,161	\$ -
Pomona Unified	Los Angeles	Lexington Elementary	03-115933	09/02/15	\$ 1,273,323	\$ -
Pomona Unified	Los Angeles	Philadelphia Elementary	03-115249	09/02/15	\$ 1,243,356	\$ -

SFP APPLICATIONS
Modernization Acknowledged Applications Received Past Existing Authority as of March 31, 2017

Newport-Mesa Unified	Orange	Newport Harbor High	04-114028	09/22/15	\$ 1,133,733	\$ -
Taft City Elementary	Kern	Jefferson Elementary	03-114544	09/28/15	\$ 962,991	\$ -
Taft City Elementary	Kern	Conley Elementary	03-114542	09/30/15	\$ 699,785	\$ -
Grossmont Union High	San Diego	Monte Vista High	04-113960	10/01/15	\$ 295,357	\$ -
Alta Vista Elementary	Tulare	Alta Vista Elementary	Site / Design	10/02/15	\$ 157,085	\$ 104,723
Sanger Unified	Fresno	Madison Elementary	02-113377	10/05/15	\$ 1,637,493	\$ -
Ventura County Office of Education	Ventura	Gateway Community	Site / Design	10/09/15	\$ 80,188	\$ 53,459
Ventura County Office of Education	Ventura	Dean Triggs	Site / Design	10/09/15	\$ 28,249	\$ 18,833
Culver City Unified	Los Angeles	Culver City High	03-114282	10/19/15	\$ 452,893	\$ -
Newman Crows Landing Unified	Stanislaus	Bonita Elementary	02-114094	10/23/15	\$ 427,220	\$ -
Saddleback Valley Unified	Orange	La Tierra Elementary	04-112688	10/26/15	\$ 1,616,860	\$ -
Chico Unified	Butte	Bidwell Junior High	02-113979	10/30/15	\$ 553,205	\$ -
San Juan Unified	Sacramento	Winston Churchill Middle	02-113760	10/30/15	\$ 968,435	\$ -
Central Elementary	San Bernardino	Valle Vista Elementary	04-112321	11/03/15	\$ 2,306,776	\$ -
Pomona Unified	Los Angeles	Ganesh Senior High	03-114780	11/23/15	\$ 2,225,949	\$ -
Santa Barbara Unified	Santa Barbara	Goleta Valley Junior High	03-115995	11/30/15	\$ 264,781	\$ -
Oak Valley Union Elementary	Tulare	Oak Valley Elementary	Site / Design	12/01/15	\$ 132,941	\$ 88,627
Placentia-Yorba Linda Unified	Orange	Valencia High	04-113882	12/07/15	\$ 2,164,084	\$ -
Tipton Elementary	Tulare	Tipton Elementary	Site / Design	01/05/16	\$ 188,481	\$ 125,654
Antioch Unified	Contra Costa	Antioch High	01-114406	01/22/16	\$ 1,003,154	\$ -
San Ramon Unified	Contra Costa	Armstrong Elementary	01-113826	01/29/16	\$ 743,550	\$ -
Grossmont Union High	San Diego	Mt. Miguel High	04-112022	02/10/16	\$ 733,800	\$ -
Grossmont Union High	San Diego	Grossmont High	04-113655	02/11/16	\$ 9,983,465	\$ -
Happy Valley Elementary	Santa Cruz	Happy Valley Elementary	Site / Design	02/24/16	\$ 104,437	\$ 69,624
Sanger Unified	Fresno	John Wash Elementary	02-113468	02/25/16	\$ 519,190	\$ -
Reef-Sunset Unified	Kings	Avenal Elementary	Site / Design	02/26/16	\$ 305,851	\$ 203,900
Reef-Sunset Unified	Kings	Avenal High	Site / Design	02/26/16	\$ 101,541	\$ 67,694
Reef-Sunset Unified	Kings	Kettleman City Elementary	Site / Design	02/26/16	\$ 118,718	\$ 79,145
Reef-Sunset Unified	Kings	Reef Sunset Middle	Site / Design	02/26/16	\$ 201,989	\$ 134,659
Reef-Sunset Unified	Kings	Sunrise High	Site / Design	02/26/16	\$ 23,729	\$ 15,820
Culver City Unified	Los Angeles	La Ballona Elementary	03-115753	03/07/16	\$ 449,119	\$ -
Azusa Unified	Los Angeles	Sierra Continuation High	03-116403	03/17/16	\$ 45,436	\$ -
San Francisco Unified	San Francisco	Frank McCoppin Elementary	01-115171	04/04/16	\$ 1,717,428	\$ -
Clay Joint Elementary	Fresno	Clay Elementary	Site / Design	04/11/16	\$ 68,458	\$ 45,639
San Francisco Unified	San Francisco	Chin (John Yehall) Elementary	01-115198	04/13/16	\$ 1,601,569	\$ -
Downey Unified	Los Angeles	Warren High	03-116360	04/14/16	\$ 7,790,472	\$ -
Perris Elementary	Riverside	Innovative Horizons Charter (Nan Saunders)	04-113379	04/20/16	\$ 1,146,879	\$ -
Southern Trinity Joint Unified	Trinity	Van Duzen Elementary	02-114483	04/27/16	\$ 320,107	\$ -
Sequoia Union High	San Mateo	Sequoia High	01-115084	05/09/16	\$ 870,887	\$ -
Downey Unified	Los Angeles	Warren High	03-116676	05/11/16	\$ 1,018,281	\$ -
West Contra Costa Unified	Contra Costa	Pinole Valley High	01-113561	05/13/16	\$ 15,803,479	\$ -
Dinuba Unified	Tulare	Lincoln Elementary	02-114722	05/13/16	\$ 782,875	\$ -
Pomona Unified	Los Angeles	Garey High	03-116667	05/24/16	\$ 2,712,532	\$ -
Tulare City Elementary	Tulare	Roosevelt Elementary	02-114627	06/15/16	\$ 451,482	\$ -
Tulare City Elementary	Tulare	Garden Elementary	02-114628	06/15/16	\$ 603,467	\$ -
Tulare Joint Union High	Tulare	Tulare Union High	02-114047	06/15/16	\$ 1,750,298	\$ -
Pomona Unified	Los Angeles	Lincoln Elementary	03-113862	06/22/16	\$ 651,661	\$ -

SFP APPLICATIONS
Modernization Acknowledged Applications Received Past Existing Authority as of March 31, 2017

Temecula Valley Unified	Riverside	Margarita Middle	04-114496	06/27/16	\$ 3,174,736	\$ -
Temecula Valley Unified	Riverside	Nicolas Valley Elementary	04-114498	06/27/16	\$ 2,254,586	\$ -
Temecula Valley Unified	Riverside	Temecula Valley High	04-114160	06/27/16	\$ 12,171,037	\$ -
Azusa Unified	Los Angeles	Gladstone High	03-116754	07/05/16	\$ 139,323	\$ -
Azusa Unified	Los Angeles	Slauson Intermediate	03-116730	07/05/16	\$ 885,309	\$ -
Stockton Unified	San Joaquin	Roosevelt Elementary	02-113185	07/06/16	\$ 3,308,713	\$ -
Scott Valley Unified	Siskiyou	Scott Valley Junior High	02-112435	07/08/16	\$ 1,111,804	\$ -
Stockton Unified	San Joaquin	Victory Elementary	02-113085	07/12/16	\$ 3,772,638	\$ -
Scott Valley Unified	Siskiyou	Etna Elementary	02-112438	07/12/16	\$ 1,663,871	\$ -
Scott Valley Unified	Siskiyou	Fort Jones Elementary	02-112439	07/12/16	\$ 973,976	\$ -
Clovis Unified	Fresno	Mickey Cox Elementary	02-114555	07/18/16	\$ 445,256	\$ -
Jurupa Unified	Riverside	Jurupa Valley High	04-114384	07/20/16	\$ 2,845,665	\$ -
Garden Grove Unified	Orange	Ralston Intermediate	04-114038	07/21/16	\$ 546,307	\$ -
William S. Hart Union High	Los Angeles	Canyon High	03-114546	07/25/16	\$ 1,076,879	\$ -
Caruthers Unified	Fresno	Caruthers High	02-113943	07/25/16	\$ 465,082	\$ -
Clovis Unified	Fresno	Fancher Creek Elementary	02-114571	07/28/16	\$ 1,830,867	\$ -
Natomas Unified	Sacramento	Natomas High	02-114801	07/28/16	\$ 2,490,244	\$ -
Clovis Unified	Fresno	Cedarwood Elementary	02-114607	08/02/16	\$ 1,161,834	\$ -
Temple City Unified	Los Angeles	Temple City High	03-115901	08/02/16	\$ 11,765,735	\$ -
Redondo Beach Unified	Los Angeles	Parras Middle	03-116169	08/02/16	\$ 2,181,215	\$ -
Redondo Beach Unified	Los Angeles	Adams Middle	03-116140	08/02/16	\$ 947,609	\$ -
Redondo Beach Unified	Los Angeles	Alta Vista Elementary	03-116150	08/02/16	\$ 394,566	\$ -
San Juan Unified	Sacramento	Bella Vista High	02-114829	08/05/16	\$ 807,549	\$ -
Panama-Buena Vista Union	Kern	Sing Lum Elementary	03-115922	08/15/16	\$ 3,349,861	\$ -
Jurupa Unified	Riverside	Jurupa Unified	04-114958	08/18/16	\$ 2,445,171	\$ -
Clovis Unified	Fresno	Gateway High	02-114552	08/19/16	\$ 171,537	\$ -
Downey Unified	Los Angeles	Downey High	03-116546	08/24/16	\$ 8,712,200	\$ -
Long Beach Unified	Los Angeles	Polytechnic High	03-115404	08/25/16	\$ 3,431,021	\$ -
Laytonville Unified	Mendocino	Laytonville Elementary	01-115368	08/25/16	\$ 1,352,300	\$ -
Colton Joint Unified	San Bernardino	Washington Alternative High	04-114774	08/26/16	\$ 717,889	\$ -
Azusa Unified	Los Angeles	Center Middle	03-116709	09/06/16	\$ 1,101,077	\$ -
Newport-Mesa Unified	Orange	Adams Elementary	04-114829	09/07/16	\$ 570,972	\$ -
Newport-Mesa Unified	Orange	Sonora Elementary	04-114827	09/07/16	\$ 489,115	\$ -
Newport-Mesa Unified	Orange	Paularino Elementary	04-114828	09/07/16	\$ 376,080	\$ -
Desert Sands Unified	Riverside	Hoover (Herbert) Elementary	04-115038	09/08/16	\$ 359,051	\$ -
Lincoln Unified	San Joaquin	Lincoln High	02-114061	09/14/16	\$ 1,921,990	\$ -
Winters Joint Unified	Yolo	Winters Middle	02-114717	09/16/16	\$ 669,117	\$ -
San Dieguito Union High	San Diego	Earl Warren Middle	04-113912	09/23/16	\$ 3,567,700	\$ -
Natomas Unified	Sacramento	Leroy Greene Academy	02-114783	09/23/16	\$ 879,707	\$ -
Newport-Mesa Unified	Orange	Early College High	04-114311	09/27/16	\$ 2,922,794	\$ -
Corcoran Joint Unified	Kings	John C. Fremont Elementary	02-114153	09/30/16	\$ 1,951,489	\$ -
Corcoran Joint Unified	Kings	Bret Hart Elementary	02-114144	09/30/16	\$ 267,091	\$ -
Anaheim Union High	Orange	Katella High	04-110713	10/10/16	\$ 6,316,804	\$ -
Stockton Unified	San Joaquin	Stockton Unified Early College Academy	02-112648	10/11/16	\$ 4,993,333	\$ -
Long Beach Unified	Los Angeles	Renaissance High School for the Arts	03-116401	10/13/16	\$ 7,137,107	\$ -
Pioneer Union Elementary	Kings	Pioneer Elementary	02-114826	10/26/16	\$ 1,814,387	\$ -
Colton Joint Unified	San Bernardino	Colton High	04-114716	10/26/16	\$ 1,460,436	\$ -

SFP APPLICATIONS
Modernization Acknowledged Applications Received Past Existing Authority as of March 31, 2017

Sanger Unified	Fresno	Sanger Academy Charter	02-114088	10/28/16	\$ 695,122	\$ -
Manteca Unified	San Joaquin	Golden West Elementary	02-114499	10/28/16	\$ 1,512,559	\$ -
Manteca Unified	San Joaquin	Shasta Elementary	02-114603	10/28/16	\$ 1,467,309	\$ -
Manteca Unified	San Joaquin	Lathrop Elementary	02-114498	10/28/16	\$ 3,590,945	\$ -
Manteca Unified	San Joaquin	Sequoia Elementary	02-114509	10/28/16	\$ 3,379,650	\$ -
Manteca Unified	San Joaquin	Lincoln Elementary	02-114490	10/28/16	\$ 2,637,370	\$ -
Saddleback Valley Unified	Orange	Trabuco Mesa Elementary	04-114897	10/28/16	\$ 2,580,446	\$ -
Saddleback Valley Unified	Orange	Cielo Vista Elementary	04-114898	10/28/16	\$ 3,405,226	\$ -
San Ramon Valley Unified	Contra Costa	Walt Disney Elementary	01-114482	10/31/16	\$ 752,646	\$ -
Clovis Unified	Fresno	Mountain View Elementary	02-113948	10/31/16	\$ 1,753,916	\$ -
Ceres Unified	Stanislaus	Ceres High	02-114716	10/31/16	\$ 508,806	\$ -
San Ramon Valley Unified	Contra Costa	Monte Vista High	01-113951	11/03/16	\$ 943,333	\$ -
Saugus Union	Los Angeles	James Foster Elementary	03-115161	11/04/16	\$ 603,109	\$ -
Saugus Union	Los Angeles	Charles Helmers Elementary	03-115934	11/04/16	\$ 3,019,363	\$ -
Garden Grove Unified	Orange	Leo Carrillo Elementary	04-114071	11/04/16	\$ 473,943	\$ -
Garden Grove Unified	Orange	Post Elementary	04-114070	11/04/16	\$ 610,486	\$ -
Garden Grove Unified	Orange	Sarah McGarvin Intermediate	04-113898	11/04/16	\$ 275,644	\$ -
Garden Grove Unified	Orange	Clinton-Mendenhall Elementary	04-114096	11/04/16	\$ 576,066	\$ -
Garden Grove Unified	Orange	Edward Russell Elementary	04-113984	11/04/16	\$ 461,237	\$ -
Garden Grove Unified	Orange	Garden Grove High	04-113523	11/04/16	\$ 1,851,828	\$ -
Garden Grove Unified	Orange	Patton Elementary	04-114493	11/04/16	\$ 337,209	\$ -
Garden Grove Unified	Orange	Louis Lake Intermediate	04-114695	11/04/16	\$ 273,536	\$ -
Garden Grove Unified	Orange	Leroy L Doig Intermediate	04-113897	11/04/16	\$ 658,503	\$ -
Garden Grove Unified	Orange	Dwight D Eisenhower Elementary	04-114699	11/04/16	\$ 1,016,124	\$ -
Garden Grove Unified	Orange	Bolsa Grande High	04-113328	11/04/16	\$ 981,772	\$ -
Sonora Elementary	Tuolumne	Sonora Elementary	02-113494	11/09/16	\$ 1,980,163	\$ -
Sonora Elementary	Tuolumne	Sonora Elementary	02-113537	11/08/16	\$ 1,302,551	\$ -
Clovis Unified	Fresno	Red Bank Elementary	02-113780	11/14/16	\$ 3,235,128	\$ -
Rosemead	Los Angeles	Janson Elementary	03-113825	11/16/16	\$ 2,473,345	\$ -
Rosemead	Los Angeles	Janson Elementary	03-114183	11/16/16	\$ 2,477,055	\$ -
Rosemead	Los Angeles	Encinita Elementary	03-115766	11/16/16	\$ 1,490,541	\$ -
Grossmont Union High	San Diego	Chaparral High	04-115369	11/17/16	\$ 2,070,961	\$ -
Santa Paula Unified	Ventura	Renaissance High	03-112648	11/17/16	\$ 704,576	\$ -
Azusa Unified	Los Angeles	Paramount Elementary	03-116710	11/18/16	\$ 2,740,036	\$ -
Culver City Unified	Los Angeles	El Marino Elementary	03-117180	11/18/16	\$ 1,300,522	\$ -
Duarte Unified	Los Angeles	Northview Intermediate	03-114391	11/22/16	\$ 3,095,490	\$ -
Traver Joint Elementary	Tulare	Traver Elementary	Site / Design	11/22/16	\$ 100,694	\$ 67,129
Saddleback Valley Unified	Orange	Mission Viejo High	04-113959	11/23/16	\$ 3,923,522	\$ -
Saddleback Valley Unified	Orange	Trabuco Hills High	04-115297	11/29/16	\$ 2,106,288	\$ -
Santa Barbara Unified	Santa Barbara	La Colina Junior High	03-115589	11/29/16	\$ 924,049	\$ -
Princeton Joint Unified	Glenn	Princeton Junior-Senior High	02-114035	12/01/16	\$ 1,006,377	\$ -
Princeton Joint Unified	Glenn	Princeton Elementary	02-114036	12/01/16	\$ 330,205	\$ -
Placer Union High	Placer	Placer High	02-103255	12/01/16	\$ 3,055,182	\$ -
Torrance Unified	Los Angeles	Torrance High	03-115490	12/06/16	\$ 4,031,030	\$ -
Merced City Elementary	Merced	Hoover Middle	02-114807	12/07/16	\$ 3,644,562	\$ -
Stockton Unified	San Joaquin	Edison Senior High	02-112038	12/07/16	\$ 15,498,438	\$ -
Newport-Mesa Unified	Orange	Corona Del Mar High	04-112779	12/12/16	\$ 5,320,261	\$ -

SFP APPLICATIONS
Modernization Acknowledged Applications Received Past Existing Authority as of March 31, 2017

Palm Springs Unified	Riverside	Raymond Cree Middle	04-114106	12/12/16	\$ 570,328	\$ -
Franklin-McKinley Elementary	Santa Clara	Franklin Elementary	01-115325	12/14/16	\$ 2,258,272	\$ -
Placer Union High	Placer	Del Oro High	02-112983	12/15/16	\$ 2,669,329	\$ -
Garden Grove Unified	Orange	Marie Hare Continuation High	04-114655	12/21/16	\$ 856,163	\$ -
Moreno Valley Unified	Riverside	Edgemont Elementary	04-114500	12/23/16	\$ 1,014,968	\$ -
Moreno Valley Unified	Riverside	Moreno Valley High	04-114833	12/23/16	\$ 1,597,069	\$ -
Alvord Unified	Riverside	Crista S. McAuliffe Elementary	04-114838	12/28/16	\$ 804,623	\$ -
Alvord Unified	Riverside	La Sierra High	04-115192	12/28/16	\$ 2,600,497	\$ -
Alvord Unified	Riverside	Foothill Elementary	04-114835	12/28/16	\$ 1,449,459	\$ -
Jurupa Unified	Riverside	Peralta Elementary	04-113003	12/29/16	\$ 667,848	\$ -
Folsom-Cordova Unified	Sacramento	Sundahl (Carl H.) Elementary	02-114741	01/06/17	\$ 1,820,071	\$ -
Woodville Elementary	Tulare	Woodville Elementary	Site / Design	01/06/17	\$ 166,414	\$ 110,943
Lancaster Elementary	Los Angeles	Joshua Elementary	03-115843	01/11/17	\$ 1,450,186	\$ -
Hollister Elementary	San Benito	Cerra Vista Elementary	01-115442	01/11/17	\$ 1,051,133	\$ -
Hollister Elementary	San Benito	Calaveras Elementary	01-115441	01/11/17	\$ 1,072,673	\$ -
Torrance Unified	Los Angeles	North High	03-114135	01/12/17	\$ 2,186,461	\$ -
Corcoran Unified	Kings	John Muir Middle	02-114942	01/13/17	\$ 2,156,370	\$ -
Merced City	Merced	Chenoweth Elementary	02-114604	01/17/17	\$ 1,284,935	\$ -
Merced City	Merced	Chenoweth Elementary	02-114806	01/17/17	\$ 638,770	\$ -
Rincon Valley Unioin Elementary	Sonoma	Binkley Elementary	01-114720	01/17/17	\$ 1,338,594	\$ -
Rincon Valley Unioin Elementary	Sonoma	Madrone Elementary	01-114722	01/17/17	\$ 567,706	\$ -
Pacific Elementary	Santa Cruz	Pacific Elementary	Site / Design	01/20/17	\$ 45,551	\$ 30,368
Westside Union Elementary	Los Angeles	Cottonwood Elementary	03-116371	01/24/17	\$ 2,132,422	\$ -
Gridley Unified	Butte	Sycamore Middle	02-113425	01/24/17	\$ 640,867	\$ -
Gridley Unified	Butte	Sycamore Middle	02-114053	01/24/17	\$ 634,874	\$ -
Gridley Unified	Butte	Wilson Elementary	02-114056	01/24/17	\$ 953,374	\$ -
Gridley Unified	Butte	Wilson Elementary	02-113423	01/24/17	\$ 854,686	\$ -
Gridley Unified	Butte	McKinley Elementary	02-114055	01/24/17	\$ 1,338,542	\$ -
Pollock Pines Elementary	El Dorado	Pinewood Elementary	02-114793	01/25/17	\$ 1,105,959	\$ -
Pollock Pines Elementary	El Dorado	Sierra Ridge Middle	02-115038	01/25/17	\$ 1,282,807	\$ -
Atascadero Unified	San Luis Obispo	Santa Rosa Academy	01-113672	01/25/17	\$ 3,450,449	\$ -
Arvin Union Elementary	Kern	Haven Drive Middle	03-116831	01/26/17	\$ 1,506,261	\$ -
Pixley Union Elementary	Tulare	Pixley Union Elementary	02-114689	01/26/17	\$ 3,418,758	\$ 2,279,172
Atascadero Unified	San Luis Obispo	San Gabriel Elementary	01-114109	02/01/17	\$ 2,567,362	\$ -
San Carlos Elementary	San Mateo	Tierra Linda Middle	01-115589	02/01/17	\$ 3,960,544	\$ -
Jurupa Unified	Riverside	Ina Arbuckle Elementary	04-114990	02/03/17	\$ 2,457,148	\$ -
San Juan Unified	Sacramento	Citrus Heights Elementary	02-114377	02/03/17	\$ 297,261	\$ -
Corcoran Joint Unified	Kings	Mark Twain Elementary	02-114840	02/07/17	\$ 2,019,861	\$ -
Newcastle Elementary	Placer	Newcastle Elementary	Site / Design	02/07/17	\$ 80,508	\$ 53,672
Grossmont Union High	San Diego	El Capitan High	04-115058	02/07/17	\$ 242,388	\$ -
Tahoe-Truckee Joint Unified	Placer	Glenshire Elementary	02-114941	02/13/17	\$ 1,042,848	\$ -
Tracy Unified	San Joaquin	South West Park Elementary	02-113837	02/14/17	\$ 2,659,552	\$ -
Azusa Unified	Los Angeles	Center Middle	03-117826	02/15/17	\$ 3,296,598	\$ -
Alameda Unified	Alameda	Alameda High	01-116058	02/23/17	\$ 1,679,127	\$ -
Banta Elementary	San Joaquin	Banta Elementary	Site / Design	02/23/17	\$ 80,632	\$ 53,755
Sequoia Union Elementary	Tulare	Sequoia Elementary	Site / Design	02/24/17	\$ 168,807	\$ 112,538
Jurupa Unified	Riverside	Jurupa Valley High	04-115546	02/27/17	\$ 1,595,262	\$ -

SFP APPLICATIONS

Modernization Acknowledged Applications Received Past Existing Authority as of March 31, 2017

San Juan Unified	Sacramento	Bella Vista High	02-114532	02/27/17	\$ 741,237	\$ -
Southern Humboldt Joint Unified	Humboldt	South Fork High	01-115652	03/03/17	\$ 2,114,533	\$ -
Atascadero Unified	San Luis Obispo	Atascadero Junior High	01-114360	03/03/17	\$ 5,164,441	\$ -
Desert Sands Unified	Riverside	La Quinta Middle	04-115386	03/06/17	\$ 2,566,440	\$ -
Palm Springs Unified	Riverside	Agua Caliente Elementary	04-114748	03/07/17	\$ 1,179,108	\$ -
Sierra Sands Unified	Kern	Burroughs High	03-115512	03/07/17	\$ 8,093,864	\$ 5,395,909
San Ramon Valley Unified	Contra Costa	Bollinger Canyon Elementary	01-115766	03/13/17	\$ 502,912	\$ -
San Ramon Valley Unified	Contra Costa	Los Cerros Middle	01-115785	03/13/17	\$ 1,001,109	\$ -
Sierra Sands Unified	Kern	Murray Middle	03-116198	03/13/17	\$ 4,810,926	\$ 3,207,284
Azusa Unified	Los Angeles	Slauson Middle	03-117597	03/15/17	\$ 4,694,932	\$ -
San Ramon Valley Unified	Contra Costa	Pine Valley Middle	01-115789	03/16/17	\$ 858,187	\$ -
San Ramon Valley Unified	Contra Costa	Tassajara Hills Elementary	01-115787	03/16/17	\$ 670,550	\$ -
Dinuba Unified	Tulare	Dinuba High	Site / Design	03/16/17	\$ 840,068	\$ 560,046
Dinuba Unified	Tulare	Jefferson Elementary	Site / Design	03/16/17	\$ 190,260	\$ 126,840
Dinuba Unified	Tulare	Lincoln Elementary	Site / Design	03/16/17	\$ 100,240	\$ 66,827
Torrance Unified	Los Angeles	Calle Mayor Middle School	03-113462	03/22/17	\$ 1,326,473	\$ -
Downey Unified	Los Angeles	Stauffer Middle	03-117243	03/23/17	\$ 7,237,121	\$ -
Central Elementary	San Bernardino	Dona Merced Elementary	04-114865	03/28/17	\$ 700,193	\$ -
Central Elementary	San Bernardino	Bear Gulch Elementary	04-114866	03/28/17	\$ 826,805	\$ -
					\$ 746,569,931	\$ 45,337,664
Total Modernization applications acknowledged by SAB:			439	\$ 791,907,595		

INFORMATION ITEM

**FACILITY HARDSHIP/REHABILITATION APPROVALS WITHOUT
FUNDING**

As of January 25, 2017

FACILITY HARDSHIP/REHABILITATION APPROVALS WITHOUT FUNDING

As of January 25, 2017 State Allocation Board

FACILITY HARDSHIP

<i>School District</i>	<i>County</i>	<i>Program</i>	<i>Application Number</i>	<i>School Site Name</i>	<i>SAB Approval Date</i>	<i>Funding Application Due Date</i>	<i>Estimated State Grant</i>
Santa Barbara Unified	Santa Barbara	Seismic Mitigation	51/76786-00-001	Santa Barbara High	4/20/2016	12/25/2016*	\$ 2,810,791
Long Beach Unified	Los Angeles	Seismic Mitigation	51/64725-00-001	Hamilton Junior High	1/27/2016	9/26/2017	\$ 4,578,906
Somis Union	Ventura	Facility Hardship	51/72611-00-001	Somis Elementary	10/17/2016	9/20/2018	TBD
Estimated Total Need (State Share)							\$ 7,389,697

REHABILITATION

<i>School District</i>	<i>County</i>	<i>Program</i>	<i>Application Number</i>	<i>School Site Name</i>	<i>SAB Approval Date</i>	<i>Funding Application Due Date</i>	<i>Estimated State Grant</i>
Maple Elementary	Kern	Facility Hardship	58/63610-00-001	Maple Elementary	12/9/2015	6/9/2017	\$ 1,437,989**
Maple Elementary	Kern	Seismic Mitigation	58/63610-00-002	Maple Elementary	4/20/2016	10/20/2017	\$ 1,667,845***
West Contra Costa	Contra Costa	Seismic Mitigation	58/61796-00-003	Crespi Junior High	10/17/2016	2/24/2018	\$ 943,871
Estimated Total Need (State Share)							\$ 4,049,705

Facility Hardship and Rehabilitation Estimated Total Need (State Share)							\$ 11,439,402
--	--	--	--	--	--	--	---------------

*Received funding application 12/22/2016

**Received design apportionment of \$253,763

***Received design apportionment of \$416,948

INFORMATION ITEM

FINANCIAL HARDSHIP PROGRAM QUALIFYING CRITERIA

Regulation Section 1859.81. Financial Hardship.

Except for Joint-Use Projects and Career Technical Education Facilities Projects, a district is eligible for financial hardship to fund all or a portion of its matching share requirement after demonstrating the requirements of (a), (c), and (d) below:

- (a) The district is financially unable to provide all necessary matching funds for an eligible project. To determine this, an analysis shall be made of the district's financial records by the OPSC including data and records maintained by the CDE and the County Office of Education. The analysis shall consist of a review of the district's latest Independent Audit regarding funds available from all capital facility accounts, including, but not limited to, developer fees, funds generated from capital facility certificates of participation, federal grants, redevelopment funds, sale proceeds from surplus property, the appraised value of facilities approved for replacement pursuant to Section 1859.82, bond funds either encumbered, unencumbered or authorized but unsold, and savings from other SFP projects. All funds thus identified that have not been expended or encumbered by a contractual agreement for a specific capital outlay purpose prior to the initial request for financial hardship status shall be deemed available as a matching contribution.

After the initial request for financial hardship status is granted, no further encumbrances will be approved by the OPSC and all prospective revenue made available to the district's capital facility accounts shall be deemed available as matching contribution on the subsequent financial hardship review, with the exception of:

- (1) Approved interim housing expenditures.
- (2) Funding to pay for previously recognized multi-year encumbrances approved at the initial financial hardship approval.
- (3) Funding that is transferred into a Special Reserve Fund and is used for the express purpose of the Federal Renovation Program when the amount expended out of that fund does not exceed the maximum Federal Renovation Grant amount.
- (4) Funding that is transferred into a Special Reserve Fund and is used for the express purpose of the School Facilities Needs Assessment Grant Program or Emergency Repair Program when the amount expended out of that fund does not exceed the maximum grant amount apportioned.
- (5) Funding that is transferred into a Special Reserve Fund and is used for the express purpose of the Career Technical Education Facilities Program when the amount expended out of that fund does not exceed the applicant's share of the maximum grant amount apportioned.
- (6) Funding that is transferred into a Special Reserve Fund and used for the express purpose of the Overcrowding Relief Grant when the amount expended out of that fund does not exceed the amount of the site acquisition and design costs of the project and the district has submitted an approved Form SAB 50-11.
- (7) Funding that is used for the express purpose of reimbursing the State a proportionate share of financial hardship received when there has been a transfer of a special education program and title to the facility. In addition, the funding was used within five years of the title transfer.
- (8) Funding to pay for obtaining a structural report pursuant to Section 1859.82 for an approvable and funded seismic mitigation project.
- (9) All other capital facility funding for a period of three years when no subsequent financial hardship request is made during this period, with the exception of the funding identified in (6). The three-year period begins with the date of the most recent financial hardship new construction or modernization adjusted grant funding apportionment.

When Overcrowding Relief Grant funding is set aside pursuant to (6) and the School District has not submitted, or the OPSC has not accepted, a Form SAB 50-04 for an Overcrowding Relief Grant within three years from the date of deposit into the Special Reserve Fund, or the School District has not met the requirements in Sections 1859.90 or 1859.105, remaining funds plus interest accrued at the Pooled Money Investment Board rate at that

time period shall be deemed available as matching contribution on a subsequent financial hardship project or be captured through an audit adjustment pursuant to Section 1859.106.

The financial hardship analysis is subject to approval by the Board.

- (b) From the funds deemed available as a matching contribution, the district may retain \$19,776 per classroom in each enrollment reporting period for the cost to provide interim housing for the currently unhoused pupils of the district. The amount shown shall be adjusted annually in the manner prescribed in Section 1859.71. The number of classrooms needed for interim housing for the currently unhoused pupils shall be the sum of the positive numbers determined in (b)(7) as follows:
- (1) Determine the current enrollment of the district by grade level as shown on the latest Form SAB 50-01.
 - (2) Determine the New Construction Grants apportioned by grade level for all SFP projects and LPP funded under the provisions of Sections 1859.12 or 1859.13 where the district has submitted Form SAB 50-06 indicating that the project is 100 percent complete.
 - (3) Subtract (b)(2) from (b)(1).
 - (4) Determine the number of classrooms by grade level reported in Part 1, Line 8 on Form SAB 50-02.
 - (5) Multiply the classrooms determined in (b)(4) by 25 for K-6, 27 for 7-12, 13 for Non-Severe and 9 for Severe.
 - (6) Subtract the product determined in (b)(5) from the difference determined in (b)(3) by grade level.
 - (7) Divide the difference by grade level determined in (b)(6) by 25 for K-6, 27 for 7-12, 13 for Non-Severe and 9 for Severe and round up to the nearest whole number.

From the funds deemed available as a matching contribution, the district may also retain \$19,776 per portable toilet unit in each reporting period for the cost to provide necessary interim toilet facilities for the currently unhoused pupils of the district. The amount shown shall be adjusted annually in the manner prescribed in Section 1859.71. The number of toilet facilities needed for interim housing shall be the sum of the positive numbers determined in (b)(7) divided by eight rounded up to the nearest whole number.

From the funds deemed available as a matching contribution, the district may also retain \$19,776 per classroom in each reporting period for the cost to provide necessary interim housing for the currently unhoused pupils displaced as a result of a SAB approved seismic mitigation project pursuant to Section 1859.82. The amount shown shall be adjusted annually in the manner prescribed in Section 1859.71. The number of classrooms needed for interim housing shall be the quotient of the displaced pupils by 25 for K-6, 27 for 7-12, 13 for Non-Severe and 9 for Severe and round up to the nearest whole number.

If the district's available funds, as determined by the OPSC analysis less costs for interim housing, is less than its matching share, the district will be deemed to have met the requirements of this Subsection.

- (c) The district has made all reasonable efforts to fund its matching share of the project by demonstrating it is levying the developer fee justified under law or an alternative revenue source equal to or greater than the developer fee otherwise justified under law at the time of request for hardship and the district meets at least one of the following:
- (1) The current outstanding bonded indebtedness of the district issued for the purpose of constructing school facilities in accordance with Education Code Section 17072.35 or 17074.25 as appropriate, at the time of request for financial hardship status, is at least 60 percent of the district's total bonding capacity. Outstanding bonded indebtedness includes that part of general obligation bonds, Mello-Roos Bonds, School Facility Improvement District Bonds and certificates of participation which the district is paying a debt service that was issued for capital outlay school facility purposes.
 - (2) The district had a successful registered voter bond election for at least the maximum amount allowed under Proposition 39 within the previous two years from the date of request for financial hardship status. The proceeds from the bond election that represent the maximum amount allowed under the provisions of Proposition 39 must be used to fund the district's matching share requirement for SFP project(s).
 - (3) It is a County Superintendent of Schools.
 - (4) The district's total bonding capacity at the time of the request for financial hardship status is \$5 million or less.
 - (5) Other evidence of reasonable effort as approved by the SAB.

If the district's request for financial hardship status is denied by the Board, the district may be deemed eligible for rental payments of \$2,000 per year per classroom under the Emergency School Classroom Law of 1979 for a two year period when relocatable classroom buildings are available and the district provides financial documentation that it is unable to afford the full rental amount and any other information satisfactory to the Board that the rental reduction is necessary. The number of classrooms eligible for the \$2,000 rental payments shall be the sum of the numbers determined in (c)(5)(B) as follows:

- (A) Determine the number of pupils by grade level that the district requested a New Construction Grant on the Form SAB 50-04 that were denied financial hardship status.
- (B) Divide the number by grade level determined in (c)(5)(A) by 25 for K-6, 27 for 7-12, 13 for Non-Severe and 9 for Severe and round up to the nearest whole number.
- (d) The district has not signed a contract for acquisition or construction of classrooms that replace existing facility(ies), which were included in the determination of the district's new construction eligibility pursuant to Education Code Section 17071.75, in a locally funded project during the five-year period immediately preceding the district's application for financial hardship assistance. This restriction may be lifted if the Board finds that unforeseen and extenuating circumstances existed that required the district to use local funds to replace the facility(ies).
- (e) If the district meets the financial hardship requirements in this Section, the amount of financial hardship is equal to the district's matching share less funds deemed available in (a).
- (1) Once a district has been notified by the OPSC that it meets the requirements of financial hardship in this Section, the district may file Form SAB 50-04 under the provisions of financial hardship anytime within a period of 180 calendar days from the date of the OPSC notification.
- (2) If the district does not submit Form SAB 50-04 under the provisions of financial hardship within 180 calendar days of the OPSC notification of approval of financial hardship status, the district must re-qualify for financial hardship status under the provisions of this Section by submittal of a new request for financial hardship status.
- (3) If the district submits Form SAB 50-04 within 180 calendar days of the OPSC notification of approval of financial hardship and the project(s) has been included on an unfunded list for more than 180 calendar days, a review of the district's funds pursuant to (a) will be made to determine if additional district funds are available to fund the district's matching share of the project(s).

Financial hardship approval status by the OPSC for a separate design and/or site apportionment does not apply to any subsequent funding for the project(s).

- (f) If the district submits Form SAB 50-04 within 180 calendar days of the OPSC notification of approval of financial hardship and the project(s) has been included on the "Unfunded List (Lack of AB 55 Loans)" for more than 180 calendar days as a result of the State of California's inability to provide interim financing from the Pooled Money Investment Account (AB 55 loans), the Board may suspend the unfunded review requirement as defined in Regulation Section 1859.81(e). Projects added to any other unfunded list shall be subject to the review detailed in Regulation Section 1859.81(e). Regulation Section 1859.81(f) shall become inoperative July 1, 2011.
- (g) A project added to an unfunded list on or after July 1, 2011 will be subject to the review detailed in section (e)(3). For projects added to an unfunded list between February 25, 2009 and June 30, 2011, only the district's financial records on or after July 1, 2011 will be considered in calculating any adjustment to the district's matching share.

Note: Authority cited: Sections 17070.35, 17075.15, 17078.72 and 17592.73, Education Code.

Reference: Sections 17071.75, 17075.10, 17075.15, and 17079.20, Education Code.