

DSH-METROPOLITAN SNF BLDG REPAIR PROJECT

11401 BLOOMFIELD AVE, NORWALK, CA 90650
DGS PROJECT # DGS000000142412

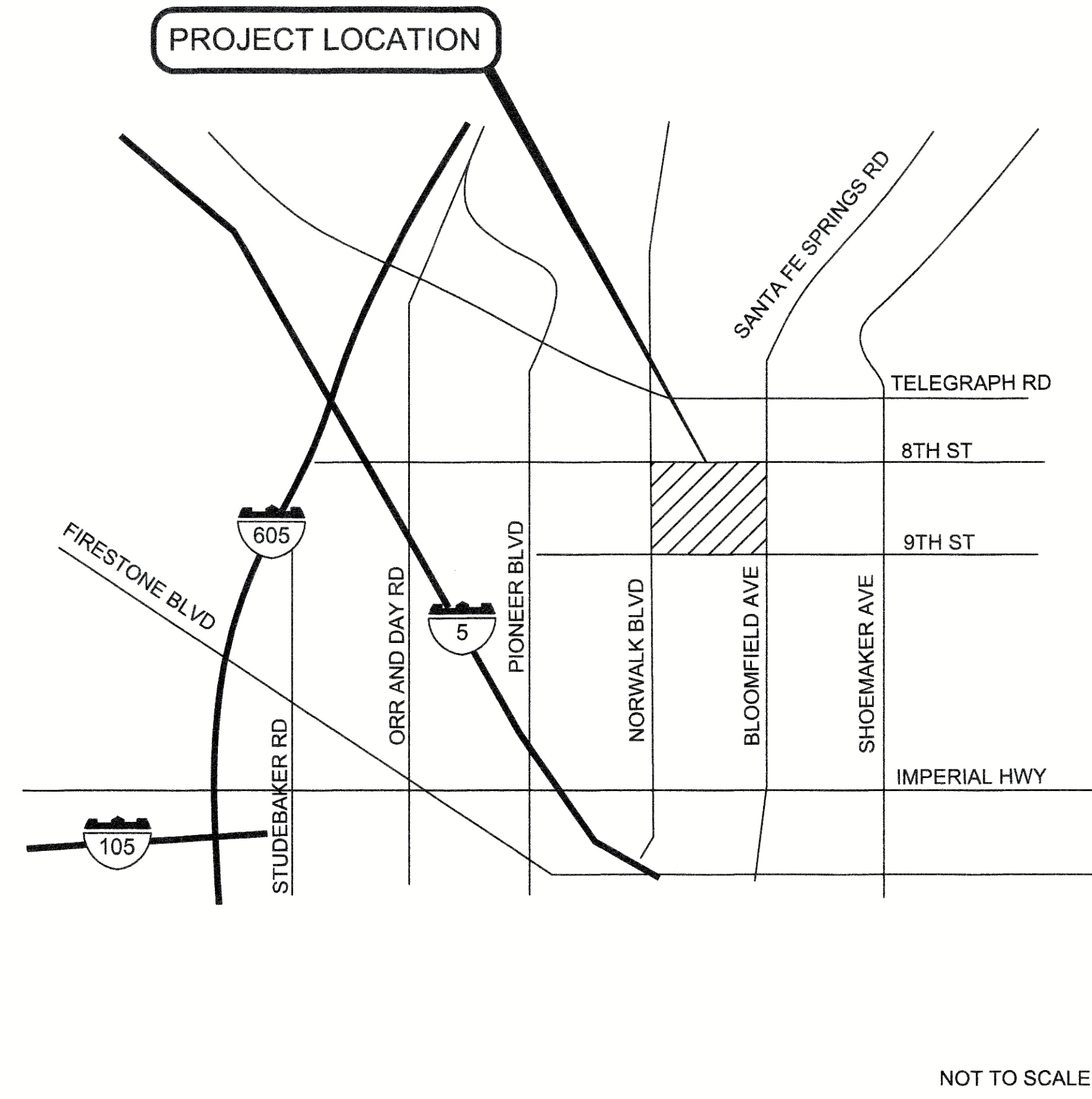
DSA STAMP

State of California
Department of General Services
Real Estate Services Division



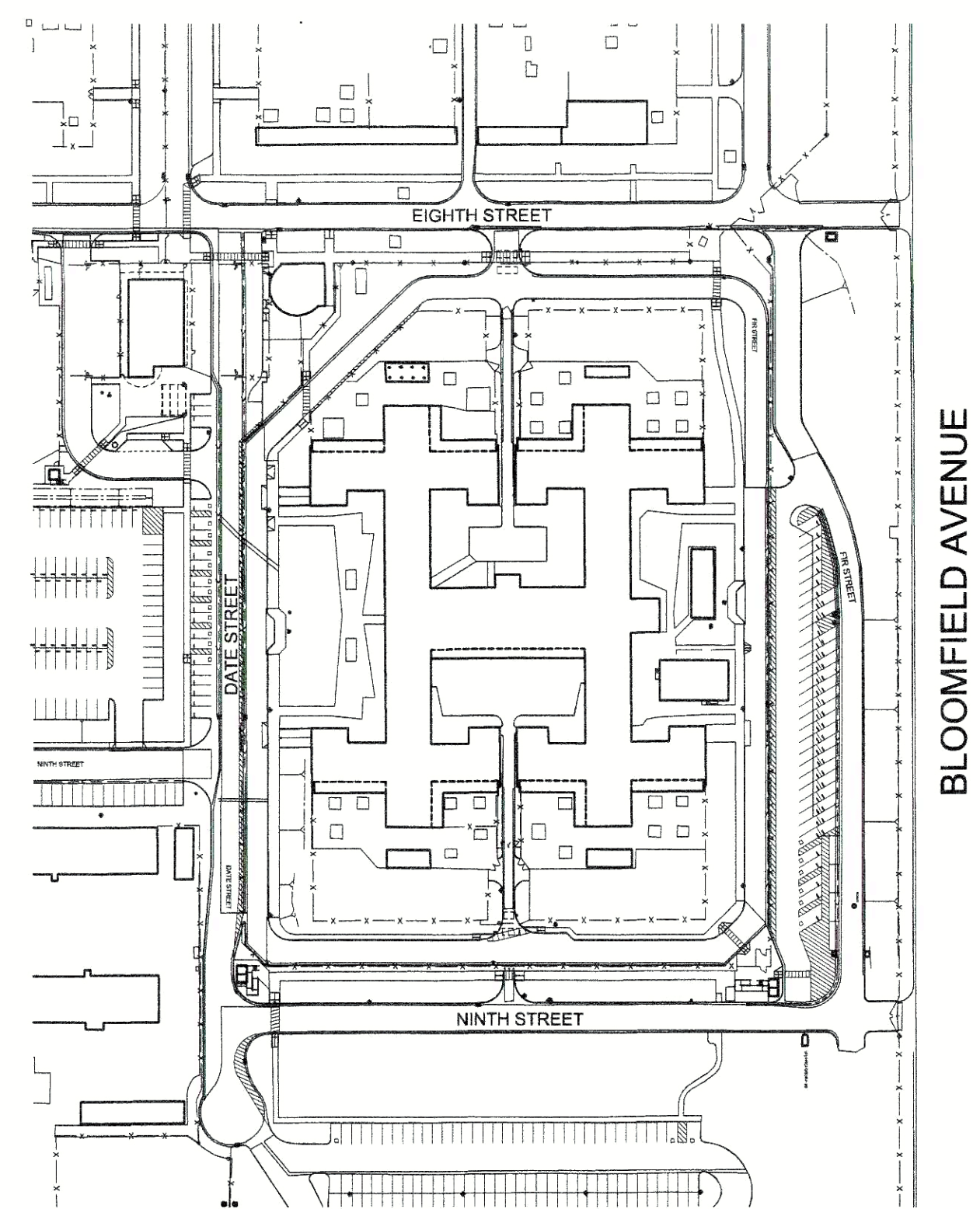
Project Management Branch
707 Third Street, Suite 3-305
Sacramento, California 95605
Project Director:
(916) 443-3543 (Phone)
(916) 376-1677 (Fax)
www.dgs.ca.gov

VICINITY MAP



NOT TO SCALE

FACILITY LOCATION PLAN



NOT TO SCALE

OSFM PLAN REVIEW TRIAGE DATA

ALL PLAN SHEETS ARE PRESENT AND REPRESENTED ON THE SHEET INDEX
ALL SHEETS HAVE BEEN STAMPED AND WET SIGNED
CALIFORNIA STATE FIRE MARSHAL'S FILE NUMBER
SCOPE OF WORK - SEE "PROJECT DESCRIPTION"
SITE MAP WITH COMPASS INDICATING NORTH - SEE "LOCATION MAP"
KEY PLAN WHERE APPLICABLE INDICATING NORTH - SEE PLANS
LIST OF DEFERRED SUBMITTALS - N/A
LOCAL FIRE AUTHORITY ACCESS APPROVAL LETTER - N/A
APPLICABLE CODE LISTINGS AND STANDARDS FOR PROJECT - SEE "APPLICABLE CODES" AND "LIST OF APPLICABLE STANDARDS"
COMPLETE BUILDING ANALYSIS - SEE "BUILDING ANALYSIS"
DRAWINGS ARE TO SCALE
DRAWINGS INDICATING NORTH - SEE PLAN SHEETS
FLOOR PLANS TO IDENTIFY USE AND PROVIDE ROOM NUMBER - SEE PLANS
EXITING PLAN TO IDENTIFY EGRESS PATH OF TRAVEL TO A PUBLIC RIGHT-OF-WAY - N/A
FIRE ALARM, FIRE SPRINKLERS NOT REQUIRED FOR THIS SCOPE.

APPLICABLE CODES


2019 BUILDING STANDARDS ADMINISTRATIVE CODE, PART 1, TITLE 24 C.C.R.
2019 CALIFORNIA EXISTING BUILDING CODE, PART 10, TITLE 24 C.C.R.
(2018 INTERNATIONAL EXISTING BUILDING CODE)
2019 CALIFORNIA BUILDING CODE (CBC), PART 2, TITLE 24 C.C.R.
(2018 INTERNATIONAL BUILDING CODE VOLUMES 1-2 AND 2020 CALIFORNIA AMENDMENTS)
2019 CALIFORNIA ELECTRICAL CODE (CEC), PART 3, TITLE 24 C.C.R.
(2017 NATIONAL ELECTRICAL CODE AND 2019 CALIFORNIA AMENDMENTS)
2019 CALIFORNIA MECHANICAL CODE (CMC) PART 4, TITLE 24 C.C.R.
(2018 UNIFORM MECHANICAL CODE AND 2019 CALIFORNIA AMENDMENTS)
2019 CALIFORNIA PLUMBING CODE (CPC), PART 5, TITLE 24 C.C.R.
(2018 UNIFORM PLUMBING CODE AND 2019 CALIFORNIA AMENDMENTS)
2019 CALIFORNIA ENERGY CODE, PART 6, TITLE 24 C.C.R., EFFECTIVE JANUARY 1, 2020
2019 CALIFORNIA FIRE CODE, PART 9, TITLE 24 C.C.R.
(2018 INTERNATIONAL FIRE CODE AND 2021 CALIFORNIA AMENDMENTS)
2019 GREEN CALIFORNIA BUILDING STANDARDS, CALGREEN CODE, TITLE 24, PART 11
2019 CALIFORNIA REFERENCED STANDARDS, PART 12, TITLE 24 C.C.R.

TITLE 19 C.C.R., PUBLIC SAFETY, STATE FIRE MARSHAL REGULATIONS.

PARTIAL LIST OF APPLICABLE STATE STANDARDS

Standard	Description	Edition
NFPA 13	AUTOMATIC SPRINKLER SYSTEMS	2019 EDITION
NFPA 14	STANDPIPE SYSTEMS (CA AMENDED)	2019 EDITION
NFPA 17	DRY CHEMICAL EXTINGUISHING SYSTEMS	2019 EDITION
NFPA 17A	WET CHEMICAL SYSTEMS	2019 EDITION
NFPA 20	STATIONARY PUMPS	2019 EDITION
NFPA 24	PRIVATE FIRE MAINS (CA AMENDED)	2019 EDITION
NFPA 72	NATIONAL FIRE ALARM CODE (CA AMENDED) (NOTE SEE UL STANDARD 1971 FOR "VISUAL DEVICES")	2019 EDITION
NFPA 80	FIRE DOOR AND OTHER OPENING PROTECTIVE	2019 EDITION
NFPA 253	TEST FOR CRITICAL RADIANT FLUX OF FLOOR COVERING SYSTEMS	2019 EDITION
NFPA 2001	CLEAN AGENT FIRE EXTINGUISHING SYSTEMS	2019 EDITION

REFERENCE CODE SECTION FOR NFPA STANDARDS- 2019 CBC (SFM) CHAPTER 35
OSHPD 1 CATEGORY 4 BUILDING



JCCA ASSOCIATES, INC.
ENGINEERS • ARCHITECTS • PLANNERS
800 W. WESLEY AVENUE, SUITE 200
TORRANCE, CALIFORNIA 90501
PH (310) 212-7844
FAX (310) 212-5272

JCCA #17038-1

Issue: 18-S-1084-C-PI

No.	Date	Description
-	11/01/21	FINAL DRAWINGS V1
-	3/2/22	FINAL DRAWINGS V2

BUILDING DATA

BUILDING NAME	BLDG. NO.	AREA SQ. FT.	BLDG. HT.	NO. OF STORIES	CONSTRUCTION TYPE	OCCUPANCY	AREA OF PROJECT IN SQ. FT.	SEPARATED OR NON SEPARATED USE	ALLOWABLE AREA PER CBC	AREA/HEIGHT INCREASE	FIRE SPRINKLERS	FIRE ALARM / MANUAL OR AUTOMATIC	OTHER FIRE PROTECTION SYS.	SMOKE CONTROL SYS. Y/N?	OCCUPANT LOAD PER BLDG / PER FLOOR	YEAR BLDG. CONSTRUCTED	IN A HIGH FIRE HAZARD SEVERITY ZONE Y/N?	SEISMIC JOINTS Y/N?	EMERGENCY RESPONDER RADIO COVERAGE
SKILLED NURSING FACILITY (SNF)	504	68,725	13'-0"	1	I-A	I-2 & I-3	NA	NON SEPARATED	UNLIMITED	NO	YES	YES / AUTOMATIC	NO	NO	NO CHANGE	1958	NO	YES	YES

DRAWING INDEX

DWG. NUMBER	DESCRIPTION	DWG. NUMBER	DESCRIPTION
GENERAL			
T0.1	TITLE SHEET INDEX, NOTES		
ARCHITECTURAL			
A1.1	UNIT 417 - EXISTING CONDITIONS PHOTOGRAPH PLAN	A3.1	DETAILS
A1.1.1	UNIT 417 - EXISTING CONDITIONS PHOTOGRAPHS	A3.2	DETAILS
A1.2	UNIT 418 - EXISTING CONDITIONS PHOTOGRAPH PLAN	A3.3	DETAILS
A1.2.1	UNIT 418 - EXISTING CONDITIONS PHOTOGRAPHS		
A1.2.2	UNIT 418 - EXISTING CONDITIONS PHOTOGRAPHS		
A1.3	UNIT A SNF - EXISTING CONDITIONS PHOTOGRAPH PLAN		
A1.3.1	UNIT A SNF - EXISTING CONDITIONS PHOTOGRAPHS		
A1.3.2	UNIT A SNF - EXISTING CONDITIONS PHOTOGRAPHS		
A1.4	UNIT 419 - EXISTING CONDITIONS PHOTOGRAPH PLAN		
A1.4.1	UNIT 419 - EXISTING CONDITIONS PHOTOGRAPHS		
A1.5	UNIT 420 - EXISTING CONDITIONS PHOTOGRAPH PLAN		
A1.5.1	UNIT 420 - EXISTING CONDITIONS PHOTOGRAPHS		
A1.5.2	UNIT 420 - EXISTING CONDITIONS PHOTOGRAPHS		
A2.1	UNIT 417 CEILING PLAN		
A2.1.1	UNIT 417 CEILING FINISH PLAN		
A2.2	UNIT 418 CEILING PLAN		
A2.2.1	UNIT 418 CEILING FINISH PLAN		
A2.3	UNIT A SNF CEILING PLAN		
A2.3.1	UNIT A SNF CEILING FINISH PLAN		
A2.4	UNIT 419 CEILING PLAN		
A2.4.1	UNIT 419 CEILING FINISH PLAN		
A2.5	UNIT 420 CEILING PLAN		
A2.5.1	UNIT 420 CEILING FINISH PLAN		

SCOPE OF WORK

- THESE DRAWINGS ARE PROVIDED AS AN RFI RESPONSE TO DGS000000142412 TO REPAIR WATER DAMAGED CEILING IN PROJECT BUILDING.
- REINSTALL ALL CEILING MOUNTED FIXTURE AND ADJACENT WALL MOUNTED ELEMENTS AFTER COMPLETION OF CEILING FINISH WORK.
- REMOVE GLAZING AT DOOR TRANSOM AND INFILL WITH FIRE RESISTIVE PANEL WHERE NEEDED.

ARCHITECTURAL SYMBOLS

- NEW WORK KEYNOTE
- DEMOLITION KEYNOTE
- DETAIL REFERENCE SYMBOL
- CENTERLINE DIMENSION
- FACE DIMENSION LINE
- (DELTA) REVISION SYMBOL
- WALL MOUNTED EXTERNAL LIGHT
- POLE MOUNTED OUTDOOR CAMERA

Approval of this plan does not authorize or approve any omission or deviation from applicable regulations. Final approval is subject to field inspection. One set of approved plans shall be available on the project site at all times.

APR 19 2022

OFFICE OF THE STATE FIRE MARSHAL
APPROVED FOR ARCHITECTING ONLY
Reviewed by: Jason G. Gentry, OSFM III

Project
**DSH-METROPOLITAN
SNF BLDG
RE-ROOF LEAK
DAMAGE REPAIR
PROJECT**

11401 Bloomfield Ave.
Norwalk, CA 90650
Los Angeles County

DGS PROJECT # DGS000000142412C
SFM FAC #19-19-43-0002

Supervisor	Designed	Drawn	Checked
MJK			MJK

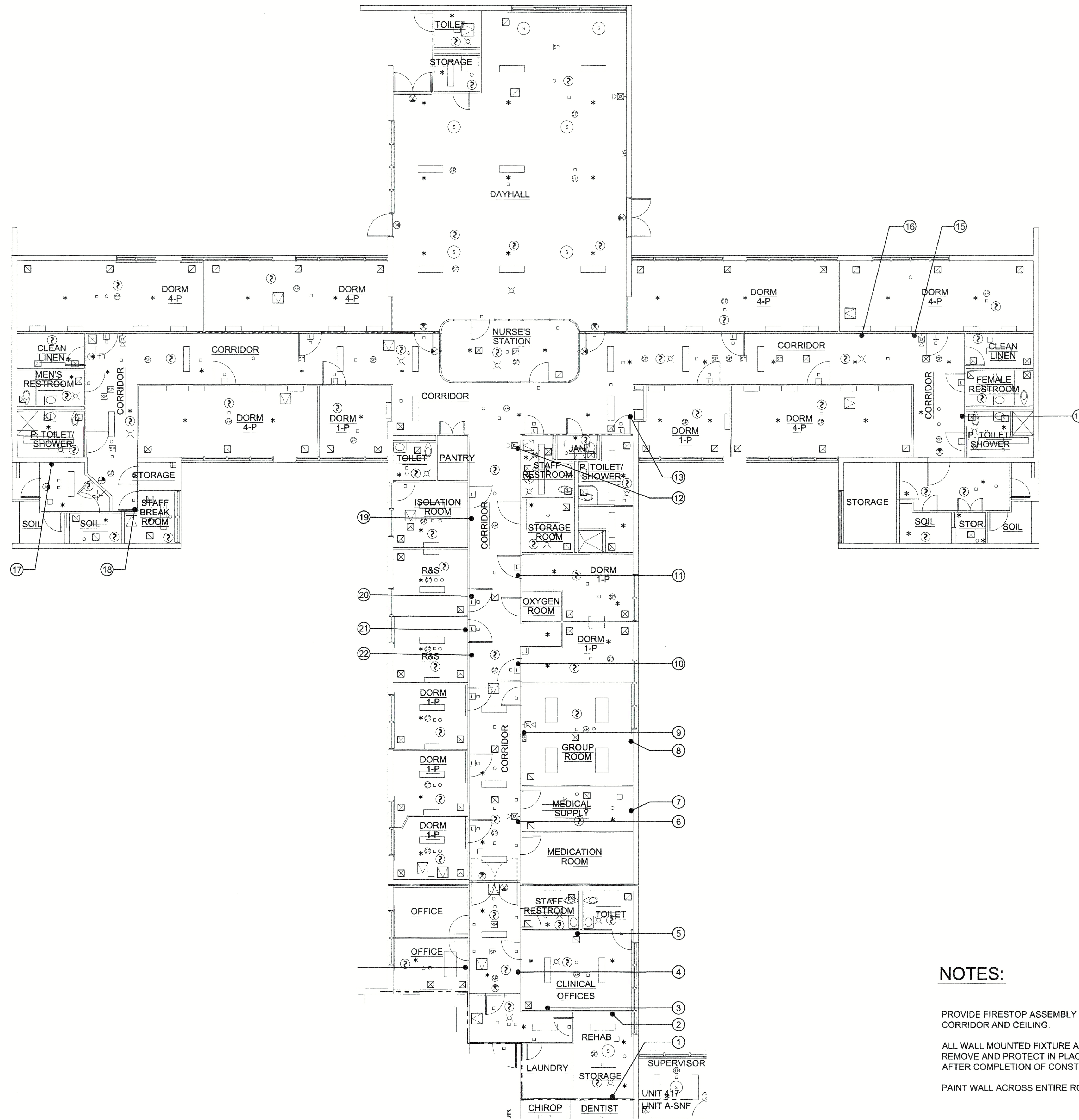
File Date: - Vault File Number: -

Sheet Title
**TITLE SHEET
INDEX, NOTES**

DSA Building Number	Work Order
-	-

Reference North	Sheet Scale
	AS SHOWN
	Sheet Number
	T0.1

PHASE 1 CEILING REPAIR - 3/24/22



UNIT 417 - EXISTING CONDITIONS PHOTOGRAPH PLAN


SCALE: 0 4 8 FEET 16
1/8" = 1'-0"

NOTES:

PROVIDE FIRESTOP ASSEMBLY AT NEW AND EXISTING PENETRATIONS IN CORRIDOR AND CEILING.

ALL WALL MOUNTED FIXTURE AND CONDUIT 12" FROM THE CEILING AREA - REMOVE AND PROTECT IN PLACE DURING CONSTRUCTION. REINSTALL AFTER COMPLETION OF CONSTRUCTION. PATCH AND PAINT.

PAINT WALL ACROSS ENTIRE ROOM OR TO NATURAL BREAK POINT.



S.N.F. BUILDING KEYPLAN

DSA STAMP

State of California
Department of General Services
Real Estate Services Division


DGS

Project Management Branch
707 Third Street, Suite 3-305
Sacramento, California 95605
Project Director:
(916) 443-9549 (Phone)
(916) 376-1677 (Fax)
www.dgs.ca.gov

Approval of this plan does not constitute approval of any violation of applicable codes, regulations, or standards. Final approval is subject to final inspection. One set of approved drawings shall be available on the project site at all times.

APR 19 2022

OFFICE OF THE STATE FIRE MARSHAL
APPROVED FOR RECORDING ONLY
REVIEWED BY: [Signature]



JCCA J.C. CHANG & ASSOCIATES, INC.
ENGINEERS • ARCHITECTS • PLANNERS
100 MAIN STREET SUITE 200 PO BOX 112764
TORRANCE, CALIFORNIA 90501 FAX (310) 212-9272

JCCA #17038-1

Issue: 18-S-1084-C-PI

No.	Date	Description
-	11/01/21	FINAL DRAWINGS V1
-	3/2/22	FINAL DRAWINGS V2

Project
**DSH-METROPOLITAN
SNF BLDG
RE-ROOF LEAK
DAMAGE REPAIR
PROJECT**

11401 Bloomfield Ave.
Norwalk, CA. 90650
Los Angeles County

DGS PROJECT # DGS00000142412C
SFM FAC #19-19-43-0002

Supervisor	Designed	Drawn	Checked
MJK		V.L.	MJK

File Date: - Vault File Number: -


Sheet Title
**UNIT 417 - EXISTING
CONDITIONS
PHOTOGRAPH PLAN**

DSA Building Number: - Work Order: -

Reference North

Sheet Scale
AS SHOWN
Sheet Number
A1.1

PHASE 1 CEILING REPAIR - 3/24/22



1



2



3




4



5



6



7



8




9



10




11



12



13




14



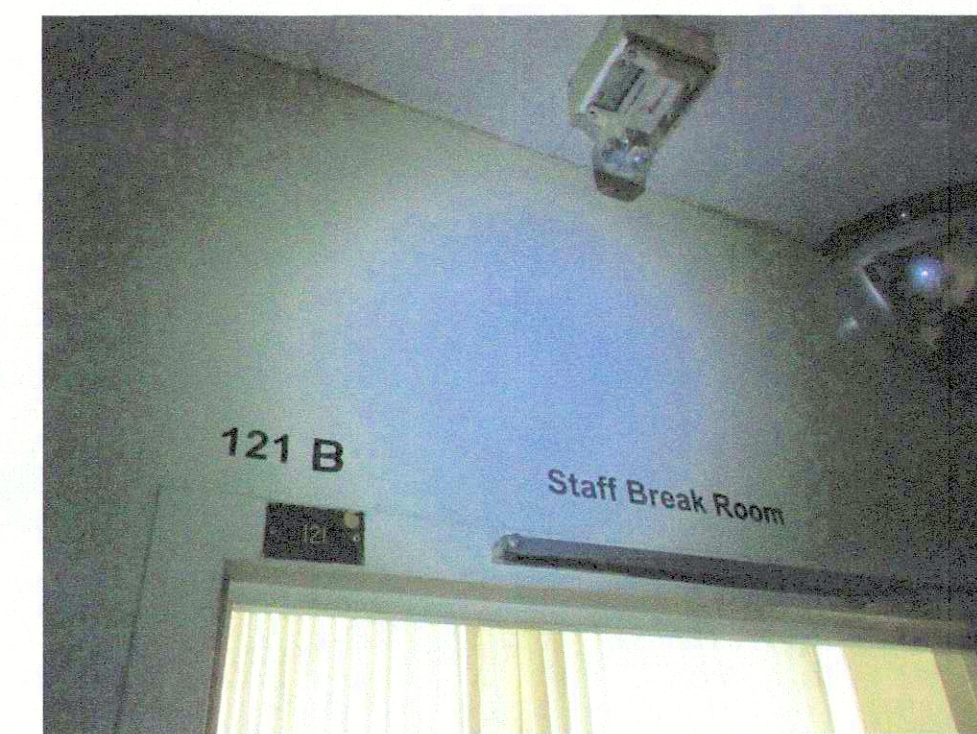
15



16



17



18



19



20



21



22



23

DSA STAMP

State of California
 Department of General Services
 Real Estate Services Division



Project Management Branch
 707 Third Street, Suite 3-305
 Sacramento, California 95805
 Project Director:
 (916) 443-8848 (Phone)
 (916) 376-1677 (Fax)
 www.dgs.ca.gov

Approval of this plan does not authorize or
 constitute any commission or deviation from
 applicable regulations. If the approval is subject
 to field inspection. One set of approved plans
 shall be available on the project site at all times.

APR 19 2022

OFFICE OF THE STATE FIRE MARSHAL
 APPROVED FIRE AND PANIC ONLY
 Reviewed by: Jason Calver, DCFM III



J.C. CHANG & ASSOCIATES, INC.
 ENGINEERS • ARCHITECTS • PLANNERS
 285 VAN NESS AVENUE, SUITE 201
 TORRANCE, CALIFORNIA 90501 PH (310) 212-7844 FAX (310) 212-2722

JCCA #17038-1

Issue: 18-S-1084-C-P1

No.	Date	Description
-	11/01/21	FINAL DRAWINGS V1
-	3/2/22	FINAL DRAWINGS V2

Project
**DSH-METROPOLITAN
 SNF BLDG
 RE-ROOF LEAK
 DAMAGE REPAIR
 PROJECT**

11401 Bloomfield Ave.
 Norwalk, CA. 90650
 Los Angeles County

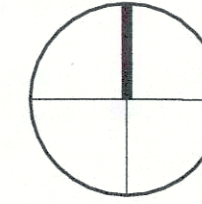
DGS PROJECT # DGS00000142412C
SFM FAC #19-19-43-0002

Supervisor	Designed	Drawn	Checked
MJK		V.L.	MJK


File Date
 -
 Vault File Number
 -

Sheet Title
**UNIT 417 - EXISTING
 CONDITIONS
 PHOTOGRAPHS**

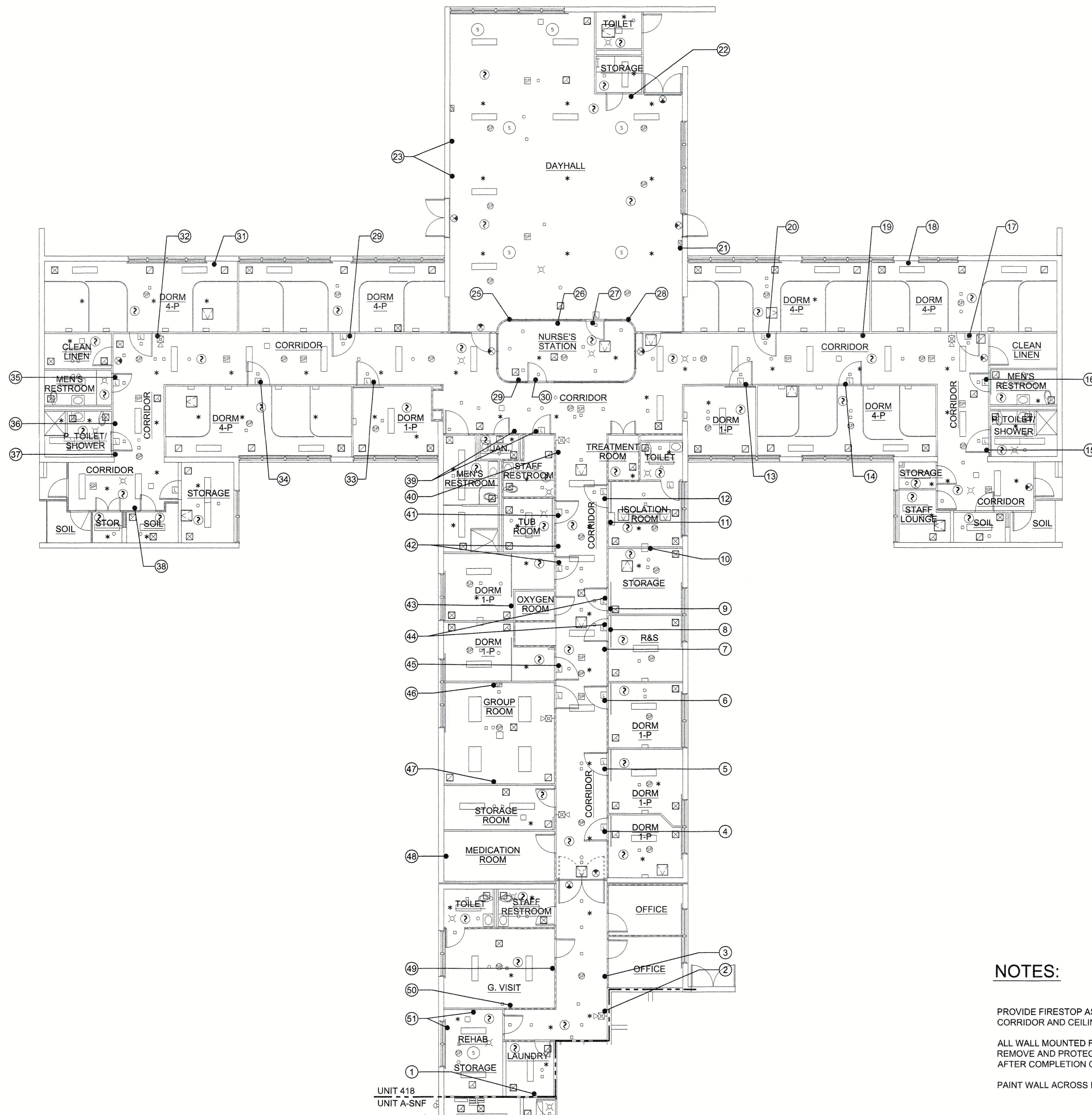
DSA Building Number	Work Order
-	-

Reference North	Sheet Scale
	AS SHOWN

Sheet Number
A1.1.1



DATE/TIME: 25 Mar 2022, 04:21 PM
FILE: P:\17038-1\18-S-1084-C-P1\18-S-1084-C-P1.dwg



UNIT 418 - EXISTING CONDITIONS PHOTOGRAPH PLAN

SCALE: 0 4 8 FEET 16
1/8" = 1'-0"

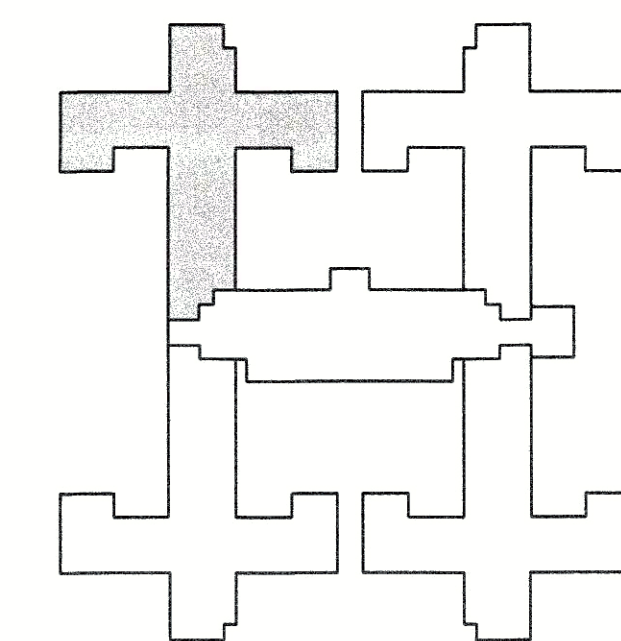


NOTES:

PROVIDE FIRESTOP ASSEMBLY AT NEW AND EXISTING PENETRATIONS IN CORRIDOR AND CEILING.

ALL WALL MOUNTED FIXTURE AND CONDUIT 12" FROM THE CEILING AREA - REMOVE AND PROTECT IN PLACE DURING CONSTRUCTION. REINSTALL AFTER COMPLETION OF CONSTRUCTION. PATCH AND PAINT.

PAINT WALL ACROSS ENTIRE ROOM OR TO NATURAL BREAK POINT.




S.N.F. BUILDING KEYPLAN

DSA STAMP

State of California
Department of General Services
Real Estate Services Division
DGS
Project Management Branch
707 Third Street, Suite 3-305
Sacramento, California 95605
Project Director:
(916) 443-9543 (Phone)
(916) 376-1677 (Fax)
www.dgs.ca.gov

Approval of this plan does not authorize or approve any design or deviation from applicable regulations. Final approval is subject to field inspection. One set of approved plans shall be available on the project site at all times.
APR 19 2022
OFFICE OF THE STATE FIRE MARSHAL
APPROVED FIRE JOBSITE ONLY
Reviewed by: [Signature]



JCCA J.C. CHANG & ASSOCIATES, INC.
ENGINEERS • ARCHITECTS • PLANNERS
300 W. 108th Avenue, Suite 200 Torrance, CA 90501
Tel: (310) 212-7844 Fax: (310) 212-8272

JCCA #17038-1

No.	Date	Description
-	11/01/21	FINAL DRAWINGS V1
-	3/2/22	FINAL DRAWINGS V2

Project
DSH-METROPOLITAN SNF BLDG RE-ROOF LEAK DAMAGE REPAIR PROJECT
11401 Bloomfield Ave.
Norwalk, CA. 90650
Los Angeles County
DGS PROJECT # DGS000001424120
SFM FAC #19-19-43-0002

Supervisor	Designed	Drawn	Checked
MJK		V.L.	MJK

Sheet Title
UNIT 418 - EXISTING CONDITIONS PHOTOGRAPH PLAN

DSA Building Number	Work Order
-	-

Reference North	Sheet Scale
	AS SHOWN
	Sheet Number
	A1.2



1



2



3



4



5



6



7



8



9



10




11




12



13



14



15



16




17



18



19



20




21



22



23



24



25



26



27




28




29




30




31



32



33



34



35

DSA STAMP

State of California
 Department of General Services
 Real Estate Services Division

LGS

Project Management Branch
 707 Third Street, Suite 3-305
 Sacramento, California 95605
 Project Director:
 (916) 443-9848 (Phone)
 (916) 376-1677 (Fax)
 www.dgs.ca.gov

Approval of this plan does not authorize or approve any omission or deviation from applicable regulations. Final approval is subject to field inspection. One set of approved plans shall be available on the project site at all times.

APR 19 2022

OFFICE OF THE STATE FIRE MARSHAL
 APPROVED FOR SIGNATURE ONLY
 Reviewed by: JESSE CRUZ, DSFM III



JCCA J.C. CHANG & ASSOCIATES, INC.
 ENGINEERS • ARCHITECTS • PLANNERS
 380 VAN NESS AVENUE, SUITE 209 TORRANCE, CALIFORNIA 90501
 Tel: (310) 212-7844 Fax: (310) 212-8272

JCCA #17038-1

Issue: 18-S-1084-C-PI

No.	Date	Description
-	11/01/21	FINAL DRAWINGS V1
-	3/2/22	FINAL DRAWINGS V2

Project
DSH-METROPOLITAN SNF BLDG RE-ROOF LEAK DAMAGE REPAIR PROJECT
 11401 Bloomfield Ave.
 Norwalk, CA. 90650
 Los Angeles County

DGS PROJECT # DGS0000142412C

SFM FAC #19-19-43-0002

Supervisor	Designed	Drawn	Checked
MJK		V.L.	MJK

File Date: Vault File Number

Sheet Title: UNIT 418 - EXISTING CONDITIONS PHOTOGRAPHS

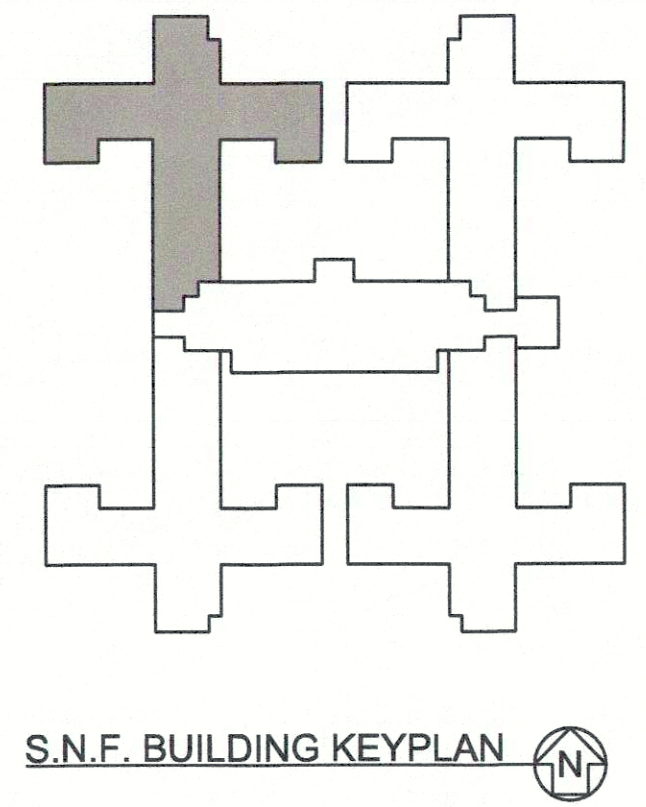
DSA Building Number: Work Order

Reference North	Sheet Scale
	AS SHOWN
	Sheet Number

A1.2.1

PHASE 1 CEILING REPAIR - 3/24/22

X:\DATE\TIME: 25 Mar 2022, 04:22PM
S:\FILE:1717038-1 Roof Leak Ceiling Repair - SNF - DSH-Metro-CAP\1717038-A1.2.1.dwg






36




37




38



39



40



41



42



43




44



45



46



47




48



49



50



51

DSA STAMP

State of California
 Department of General Services
 Real Estate Services Division

DGS

Project Management Branch
 707 Third Street, Suite 3-305
 Sacramento, California 95605
 Project Director:
 (916) 443-3648 (Phone)
 (916) 376-1677 (Fax)
 www.dgs.ca.gov

Approval of this plan does not authorize or approve any omission or deviation from applicable regulations. Final approval is subject to field inspection. One set of approved plans shall be available on the project site at all times.

APR 19 2022

OFFICE OF THE STATE FIRE MARSHAL
 APPROVED FOR PLANING ONLY
 Reviewed by:
 Jason Chavez, USFM III



JCCA J.C. CHANG & ASSOCIATES, INC.
 ENGINEERS • ARCHITECTS • PLANNERS
 885 VAN NESS AVENUE, SUITE 200
 TORRANCE, CALIFORNIA 90501 PH (310) 212-7844 FAX (310) 212-8772

JCCA #17038-1

Issue: 18-S-1084-C-PI

No.	Date	Description
-	11/01/21	FINAL DRAWINGS V1
-	3/2/22	FINAL DRAWINGS V2

Project
**DSH-METROPOLITAN
 SNF BLDG
 RE-ROOF LEAK
 DAMAGE REPAIR
 PROJECT**

11401 Bloomfield Ave.
 Norwalk, CA, 90650
 Los Angeles County

DGS PROJECT # DGS00000142412C
 SFM FAC #19-19-43-0002

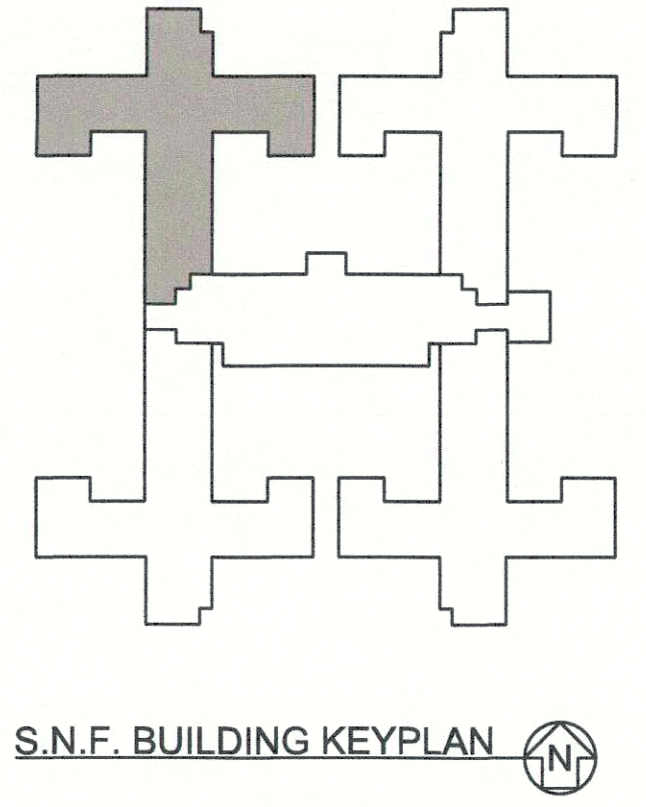
Supervisor	Designed	Drawn	Checked
MJK		V.L.	MJK

File Date	Vault File Number
-	-


Sheet Title
**UNIT 418 - EXISTING
 CONDITIONS
 PHOTOGRAPHS**

DSA Building Number	Work Order
-	-

Reference North	Sheet Scale
	AS SHOWN
	Sheet Number
	A1.2.2



DATE PLOTTED: 04/19/2022 10:02:54 AM FILE PATH: C:\Users\jchang\OneDrive\Documents\17038\A1.2.2.dwg



1



2



3



4




5




6



7




8




9




10



11




12



13




14



15



16




17



18



19



20



21




22



23



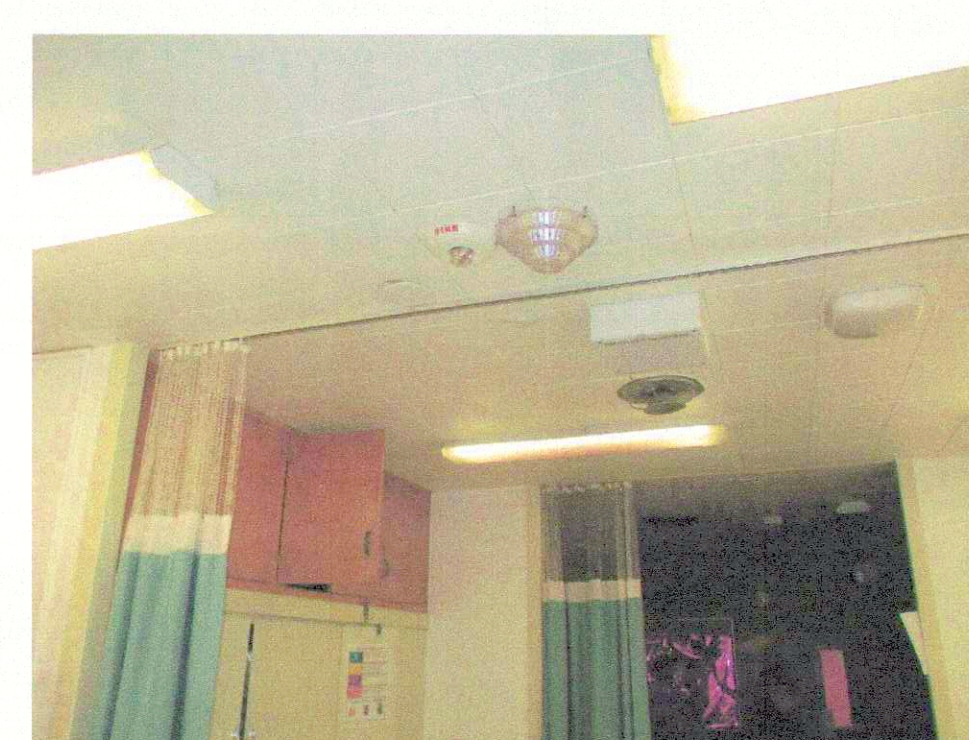
24




25




26




27



28




29



30




31




32



33



34



35

DSA STAMP

State of California
 Department of General Services
 Real Estate Services Division



Project Management Branch
 707 Third Street, Suite 3-305
 Sacramento, California 95605
 Project Director:
 (916) 443-9848 (Phone)
 (916) 376-1677 (Fax)
 www.dgs.ca.gov

Approval of this plan does not authorize or approve any construction or deviation from applicable regulations. Final approval is subject to field inspection. One set of approved plans shall be available on the project site at all times.

APR 19 2022

OFFICE OF THE STATE FIRE MARSHAL
 APPROVED FIRE AND PLUMBING ONLY
 Reviewed by: [Signature]



J.C. CHANG &
 ASSOCIATES, INC.
 ENGINEERS • ARCHITECTS • PLANNERS
 281 VAN NESS AVENUE, SUITE 206
 TORRANCE, CALIFORNIA 90501
 PH (310) 212-7844
 FAX (310) 212-8272

JCCA #17038-1

No.	Date	Description
-	11/01/21	FINAL DRAWINGS V1
-	3/2/22	FINAL DRAWINGS V2

Project
**DSH-METROPOLITAN
 SNF BLDG
 RE-ROOF LEAK
 DAMAGE REPAIR
 PROJECT**
 11401 Bloomfield Ave.
 Norwalk, CA. 90650
 Los Angeles County

DGS PROJECT # DGS00000142412C
 SFM FAC #19-19-43-0002

Supervisor	Designed	Drawn	Checked
MJK		V.L.	MJK

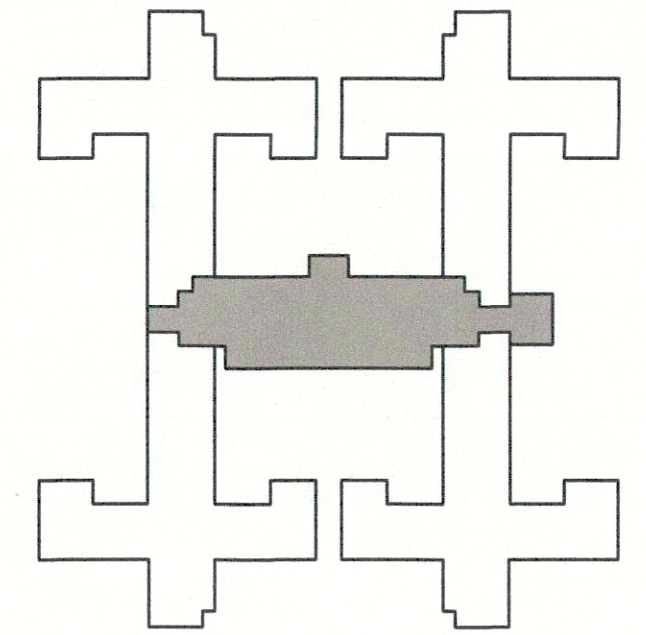
File Date
 -
 Vault File Number
 -

Sheet Title
**UNIT A SNF - EXISTING
 CONDITIONS
 PHOTOGRAPHS**


DSA Building Number	Work Order
-	-

Reference North


Sheet Scale
 AS SHOWN
 Sheet Number
A1.3.1



DATE/TIME: 26 Mar 2022, 04:23PM
 FILE: P:\1030-1\Room Case Ceiling Repair_SNF_DSH-MetroCA\017038\A1.3.1.dwg



36




37



38



39



40



41




42




43



44



45



46

DSA STAMP


State of California
Department of General Services
Real Estate Services Division



Project Management Branch
707 Third Street, Suite 3-305
Sacramento, California 95605
Project Director:
(916) 443-3543 (Phone)
(916) 376-1677 (Fax)
www.dgs.ca.gov

Approval of this plan does not authorize or approve any omission or deviation from applicable regulations. Final approval is subject to field inspection. One set of approved plans shall be available on the project site at all times.

APR 19 2022

OFFICE OF THE STATE FIRE MARSHAL
APPROVED FOR DRAWING ONLY
Reviewed by:  JASON CHAVEZ, DSP#1111



JCCA J.C. CHANG & ASSOCIATES, INC.
ENGINEERS • ARCHITECTS • PLANNERS
385 VAN NESS AVENUE, SUITE 200 TORRANCE, CALIFORNIA 90501
TEL: (310) 212-7844 FAX: (310) 212-2772

JCCA #17038-1

Issue: 16-S-1084-C-PI

No.	Date	Description
-	11/01/21	FINAL DRAWINGS V1
-	3/2/22	FINAL DRAWINGS V2

Project
**DSH-METROPOLITAN
SNF BLDG
RE-ROOF LEAK
DAMAGE REPAIR
PROJECT**

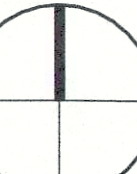
11401 Bloomfield Ave.
Norwalk, CA. 90650
Los Angeles County

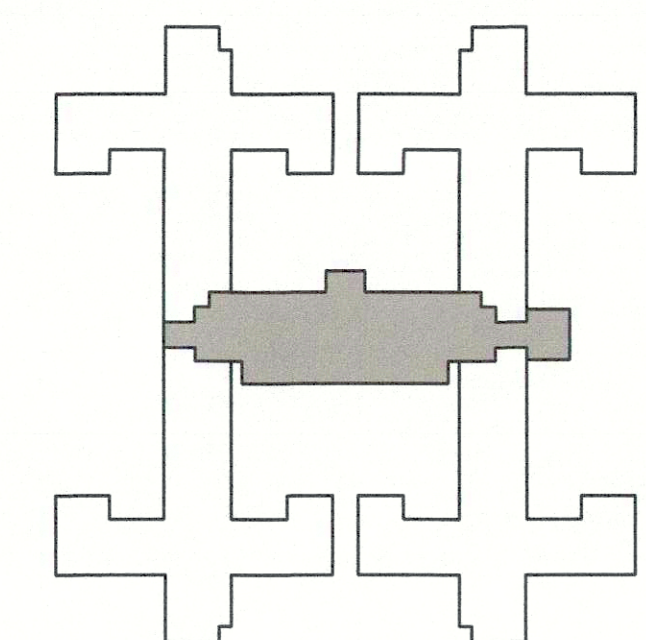
DGS PROJECT # DGS00000142412C
SFM FAC #19-19-43-0002

Supervisor	Designed	Drawn	Checked
MJK		V.L.	MJK
File Date	Vault File Number		

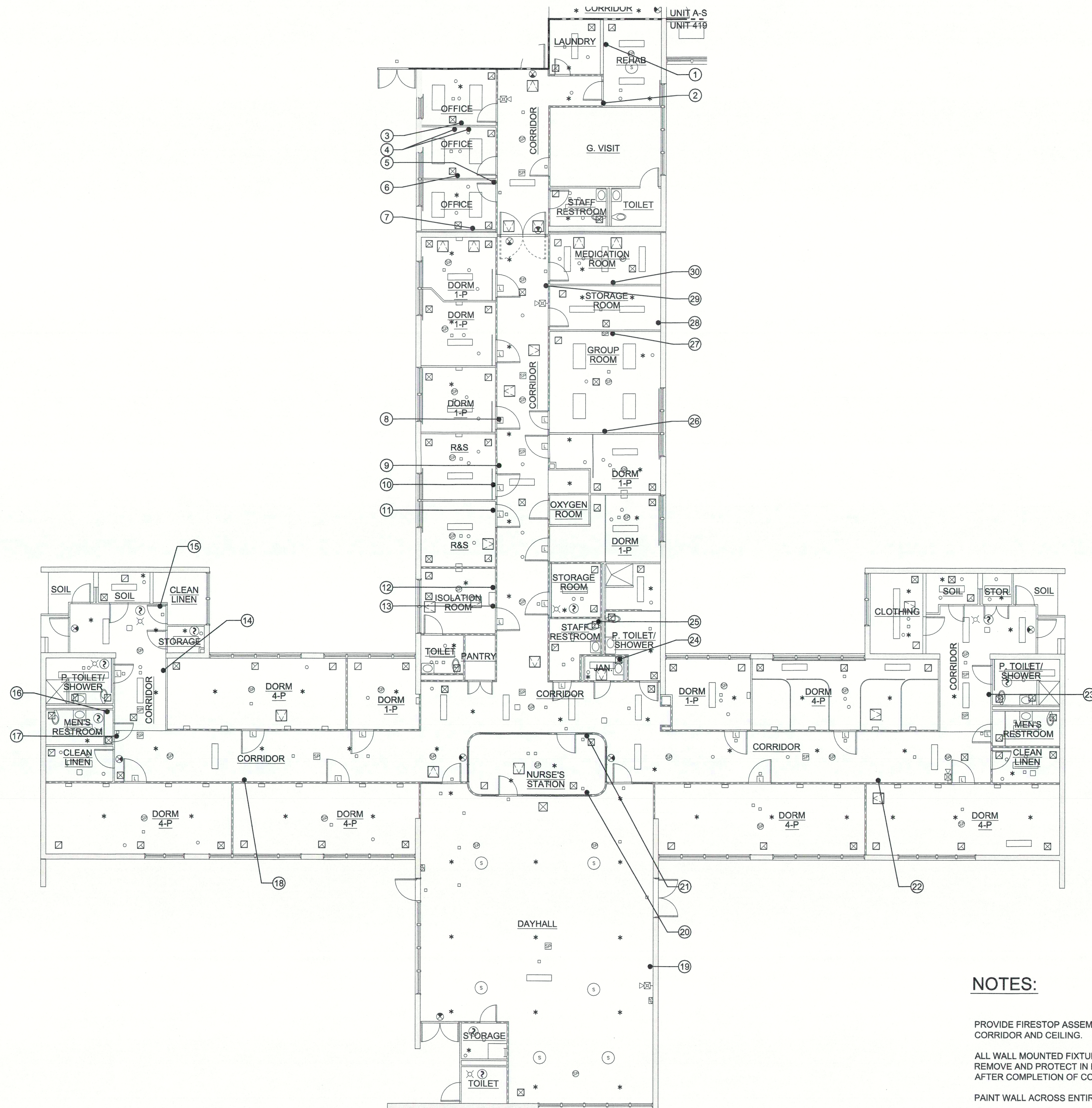
Sheet Title
**UNIT A SNF - EXISTING
CONDITIONS
PHOTOGRAPHS**

DSA Building Number	Work Order

Reference North	Sheet Scale
	AS SHOWN
	Sheet Number
	A1.3.2




S.N.F. BUILDING KEYPLAN



NOTES:

- PROVIDE FIRESTOP ASSEMBLY AT NEW AND EXISTING PENETRATIONS IN CORRIDOR AND CEILING.
- ALL WALL MOUNTED FIXTURE AND CONDUIT 12" FROM THE CEILING AREA - REMOVE AND PROTECT IN PLACE DURING CONSTRUCTION. REINSTALL AFTER COMPLETION OF CONSTRUCTION. PATCH AND PAINT.
- PAINT WALL ACROSS ENTIRE ROOM OR TO NATURAL BREAK POINT.

UNIT 419 - EXISTING CONDITIONS PHOTOGRAPH PLAN
 SCALE: 0 4 8 FEET 16
 1/8" = 1'-0"



DSA STAMP

State of California
 Department of General Services
 Real Estate Services Division
DGS
Project Management Branch
 707 Third Street, Suite 3-305
 Sacramento, California 95605
 Project Director:
 (916) 443-9848 (Phone)
 (916) 376-1677 (Fax)
 www.dgs.ca.gov

Approval of this plan does not authorize or approve any extension or deviation from applicable regulations. Final approval is subject to field inspection. One set of approved plans shall be available on the project site at all times.
 APR 19 2022
 OFFICE OF THE STATE ARCHITECT
 APPROVED FOR ARCHITECTURAL ONLY
 Reviewed by: [Signature]



JCCA J.C. CHANG & ASSOCIATES, INC.
 ENGINEERS • ARCHITECTS • PLANNERS
 285 W. WESS AVENUE, SUITE 208
 TORRANCE, CALIFORNIA 90501 PH (310) 212-7844
 FAX (310) 212-8272

JCCA #17038-1

No.	Date	Description
-	11/01/21	FINAL DRAWINGS V1
-	3/2/22	FINAL DRAWINGS V2


Project
**DSH-METROPOLITAN
 SNF BLDG
 RE-ROOF LEAK
 DAMAGE REPAIR
 PROJECT**
 11401 Bloomfield Ave.
 Norwalk, CA. 90650
 Los Angeles County
 DGS PROJECT # DGS00000142412C
 SFM FAC #19-19-43-0002

Supervisor	Designed	Drawn	Checked
MJK		V.L.	MJK


Sheet Title
**UNIT 419 - EXISTING
 CONDITIONS
 PHOTOGRAPH PLAN**

DSA Building Number	Work Order
-	-

Reference North	Sheet Scale
	AS SHOWN
	Sheet Number
	A1.4




1



2



3



4



5



6




7



8



9



10




11



12




13



14



15



16



17



18



19



20




21




22



23




24



25



26




27



28



29



30

DSA STAMP

State of California
 Department of General Services
 Real Estate Services Division



Project Management Branch
 707 Third Street, Suite 3-305
 Sacramento, California 95605
 Project Director:
 (916) 443-9948 (Phone)
 (916) 376-1677 (Fax)
 www.dgs.ca.gov

Approval of this plan does not authorize or approve any omission or deviation from applicable regulations. Final approval is subject to field inspection. One set of approved plans shall be available on the project site at all times.

APR 19 2022

OFFICE OF THE STATE FIRE MARSHAL
 APPROVED FIRE AND LIFE SAFETY ONLY
 Reviewed by: Jason Chavez, USFM III



JCCA ASSOCIATES, INC.
 ENGINEERS • ARCHITECTS • PLANNERS
 380 VAN NESS AVENUE, SUITE 200 Torrance, CA 90501
 Tel: (310) 212-7844 Fax: (310) 212-8272

JCCA #17038-1

Issue: 18-S-1084-C-PI

No.	Date	Description
-	11/01/21	FINAL DRAWINGS V1
-	3/2/22	FINAL DRAWINGS V2

Project
**DSH-METROPOLITAN
 SNF BLDG
 RE-ROOF LEAK
 DAMAGE REPAIR
 PROJECT**

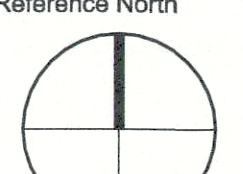
11401 Bloomfield Ave.
 Norwalk, CA, 90650
 Los Angeles County


DGS PROJECT # DGS00000142412C
 SFM FAC #19-19-43-0002

Supervisor	Designed	Drawn	Checked
MJK		V.L.	MJK
File Date	Vault File Number		
-	-		

Sheet Title
**UNIT 419 - EXISTING
 CONDITIONS
 PHOTOGRAPHS**

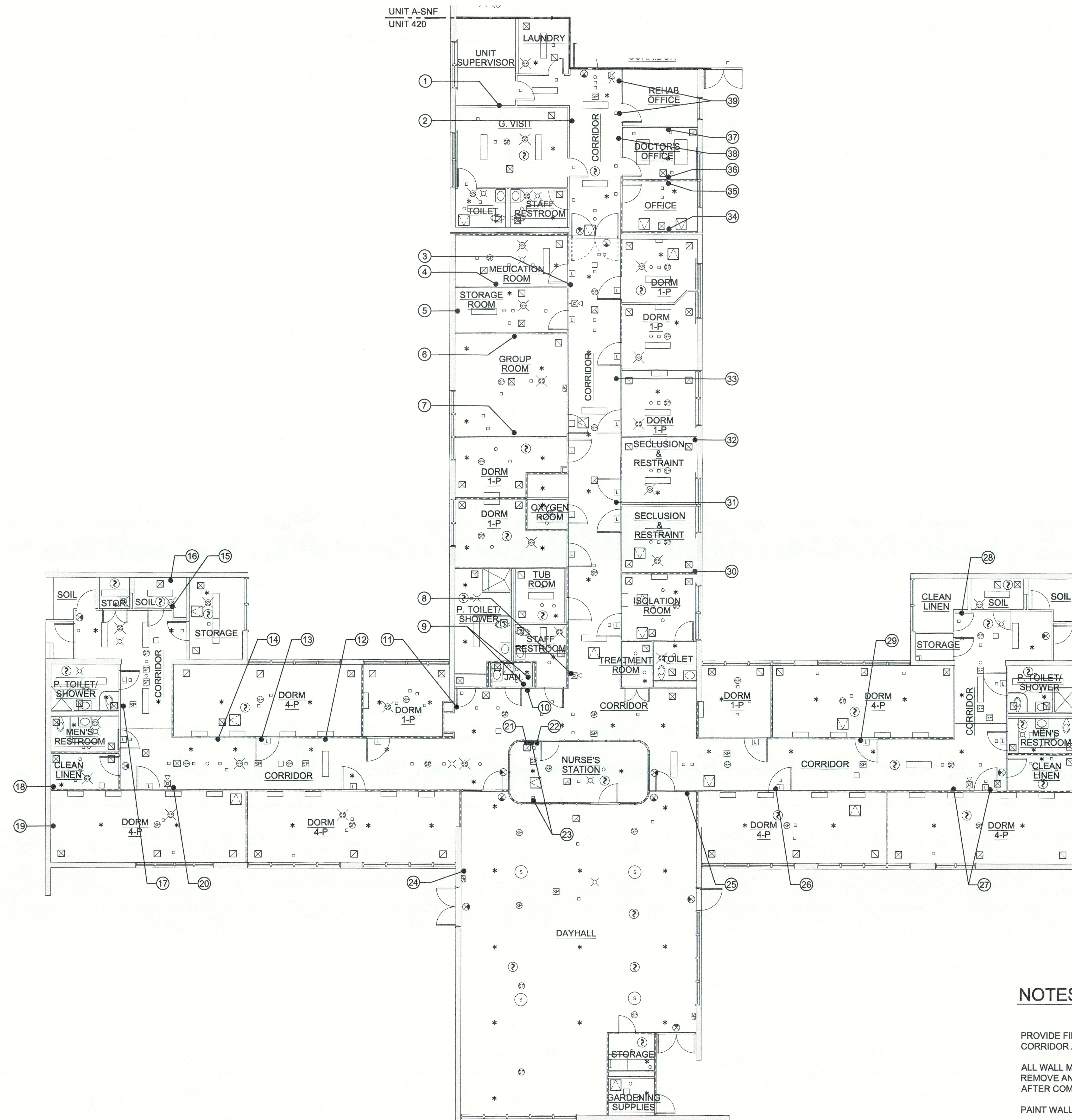
DSA Building Number	Work Order
-	-

Reference North	Sheet Scale
	AS SHOWN
Sheet Number	A1.4.1



S.N.F. BUILDING KEYPLAN

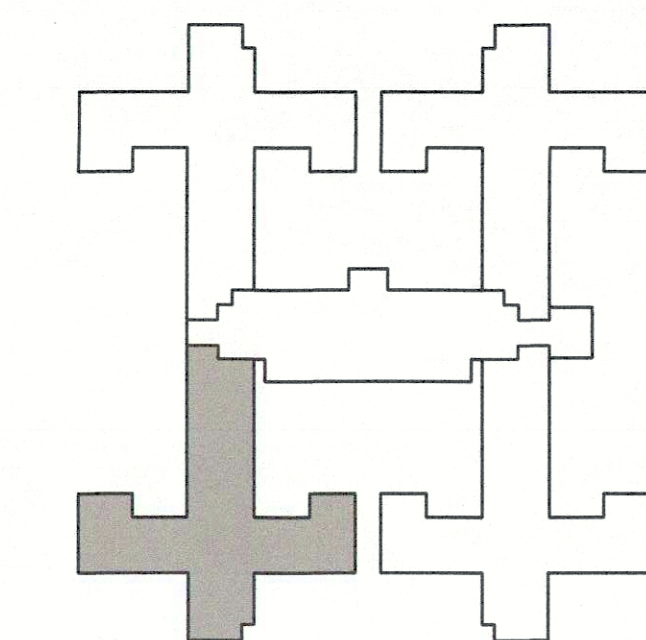
DATE PLOTTED: 04/19/2022 09:00 AM
FILE: P:\17038-1_Repair-Leak-Damage-Repairs-SNF-DSH-Metro-CAD\17038-1A.1.dwg



UNIT 420 - EXISTING CONDITIONS PHOTOGRAPH PLAN
 SCALE: 0 4 8 FEET 16
 1/8" = 1'-0"

NOTES:

- PROVIDE FIRESTOP ASSEMBLY AT NEW AND EXISTING PENETRATIONS IN CORRIDOR AND CEILING.
- ALL WALL MOUNTED FIXTURE AND CONDUIT 12" FROM THE CEILING AREA - REMOVE AND PROTECT IN PLACE DURING CONSTRUCTION. REINSTALL AFTER COMPLETION OF CONSTRUCTION. PATCH AND PAINT.
- PAINT WALL ACROSS ENTIRE ROOM OR TO NATURAL BREAK POINT.



S.N.F. BUILDING KEYPLAN

DSA STAMP

State of California
 Department of General Services
 Real Estate Services Division
DGS
 Project Management Branch
 707 Third Street, Suite 3-305
 Sacramento, California 95605
 Project Director:
 (916) 443-3948 (Phone)
 (916) 376-1677 (Fax)
 www.dgs.ca.gov

Approval of this plan does not authorize or approve any design or operation from applicable regulations. Final approval is subject to the jurisdiction. One set of approved plans shall be available on the project site at all times.
 APR 19 2022
 OFFICE OF THE STATE FIRE MARSHAL
 APPROVED FOR PUBLIC ONLY
 Reviewed by: [Signature] DSFM III



JCCA J.C. CHANG & ASSOCIATES, INC.
 ENGINEERS • ARCHITECTS • PLANNERS
 381 W. 108th Avenue, Suite 209 Torrance, CA 90501
 Tel: (310) 212-7844 Fax: (310) 212-8272

JCCA #17038-1

No.	Date	Description
-	11/01/21	FINAL DRAWINGS V1
-	3/2/22	FINAL DRAWINGS V2

Project
DSH-METROPOLITAN SNF BLDG RE-ROOF LEAK DAMAGE REPAIR PROJECT

11401 Bloomfield Ave.
 Norwalk, CA, 90650
 Los Angeles County

DGS PROJECT # DGS00000142412C
 SFM FAC #19-19-43-0002


Supervisor	Designed	Drawn	Checked
MJK		V.L.	MJK

File Date
 Vault File Number

Sheet Title
UNIT 420 - EXISTING CONDITIONS PHOTOGRAPH PLAN

DSA Building Number Work Order

Reference North Sheet Scale
 AS SHOWN
 Sheet Number
A1.5



DSA STAMP

State of California
 Department of General Services
 Real Estate Services Division
DGS
 Project Management Branch
 707 Third Street, Suite 3-305
 Sacramento, California 95605
 Project Director:
 (916) 443-9848 (Phone)
 (916) 376-1677 (Fax)
 www.dgs.ca.gov

Approval of this plan does not authorize or
 approve any addition or deviation from
 applicable regulations. Final approval is subject
 to field inspection. One set of approved plan
 shall be available on the project site at all times.
 APR 19 2022
 OFFICE OF THE STATE ARCHITECT
 APPROVED FOR PUBLIC ONLY
 Reviewed by: JASON CHANG, DSTM II



JCCA ASSOCIATES, INC.
 ENGINEERS • ARCHITECTS • PLANNERS
 281 VAN NESS AVENUE, SUITE 208
 TORRANCE, CALIFORNIA 90501 PH (310) 212-7844
 FAX (310) 212-8272

JCCA #17038-1

Issue: 18-S-1084-C-PI

No.	Date	Description
-	11/01/21	FINAL DRAWINGS V1
-	3/2/22	FINAL DRAWINGS V2

Project
**DSH-METROPOLITAN
 SNF BLDG
 RE-ROOF LEAK
 DAMAGE REPAIR
 PROJECT**

11401 Bloomfield Ave.
 Norwalk, CA. 90650
 Los Angeles County

DGS PROJECT # DGS00000142412C

SFM FAC #19-19-43-0002

Supervisor	Designed	Drawn	Checked
MJK		V.L.	MJK

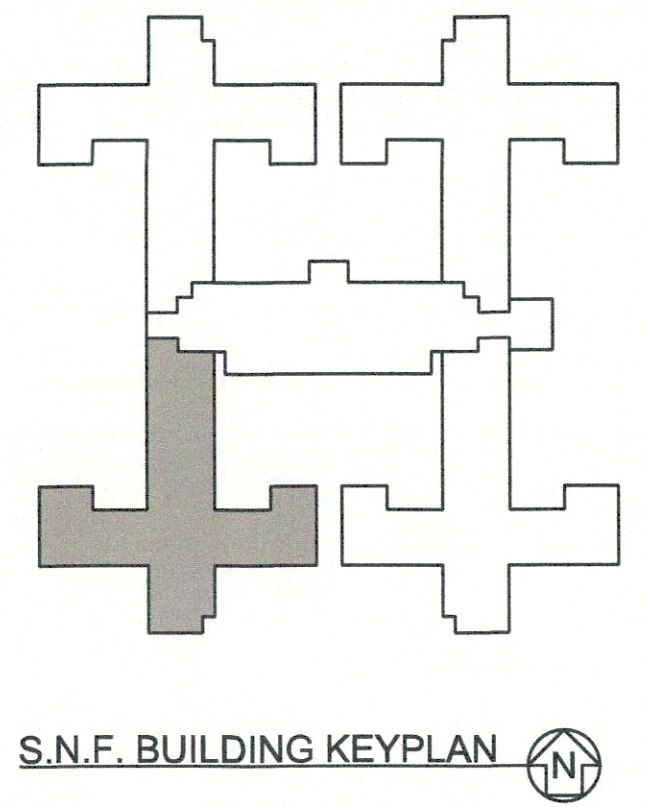
File Date: - Vault File Number: -

Sheet Title
**UNIT 420 - EXISTING
 CONDITIONS
 PHOTOGRAPHS**

DSA Building Number: - Work Order: -

Reference North: AS SHOWN
 Sheet Number: A1.5.1

PHASE 1 CEILING REPAIR - 3/24/22




DATE/TIME: 28 Mar 2022, 04:24PM
 FILE: P:\17038-1 Roof Leak Calling Repair_SNF_DSH-MetroCA\17038-1-1.dwg



36



37



38



39

DSA STAMP

State of California
 Department of General Services
 Real Estate Services Division



Project Management Branch
 707 Third Street, Suite 3-305
 Sacramento, California 95605
 Project Director:
 (916) 443-9848 (Phone)
 (916) 376-1677 (Fax)
 www.dgs.ca.gov

Approval of this plan does not authorize or
 approve any design or construction from
 applicable regulations. Final approval is sub-
 ject to field inspection. One set of approved con-
 struction shall be available on the project site at all times.

APR 19 2022

OFFICE OF THE STATE FIRE MARSHAL
 APPROVED FOR PUBLIC ONLY
 Reviewed by: [Signature]
 JAMES L. WARD, CSFMS III



JCCA J.C. CHANG & ASSOCIATES, INC.
 ENGINEERS • ARCHITECTS • PLANNERS
 285 VAN NESS AVENUE, SUITE 204 TORRANCE, CALIFORNIA 90501
 PH (310) 212-7844 FAX (310) 212-8772

JCCA #17038-1

Issue: 18-S-1084-C-PI

No.	Date	Description
-	11/01/21	FINAL DRAWINGS V1
-	3/2/22	FINAL DRAWINGS V2

Project
**DSH-METROPOLITAN
 SNF BLDG
 RE-ROOF LEAK
 DAMAGE REPAIR
 PROJECT**

11401 Bloomfield Ave.
 Norwalk, CA. 90650
 Los Angeles County

DGS PROJECT # DGS00000142412C
 SFM FAC #19-19-43-0002

Supervisor	Designed	Drawn	Checked
MJK		V.L.	MJK

File Date: - Vault File Number: -

Sheet Title
**UNIT 420 - EXISTING
 CONDITIONS
 PHOTOGRAPHS**

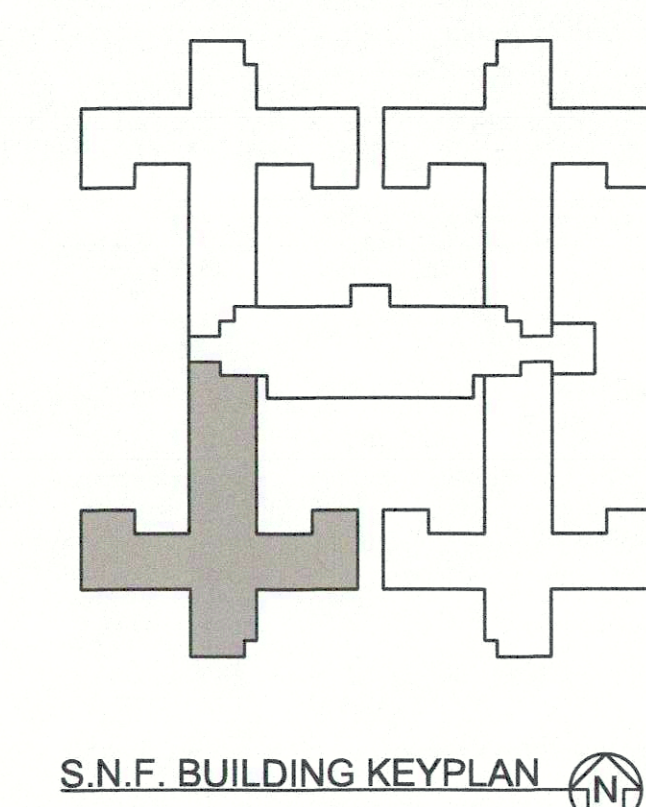
DSA Building Number: - Work Order: -

Reference North: AS SHOWN

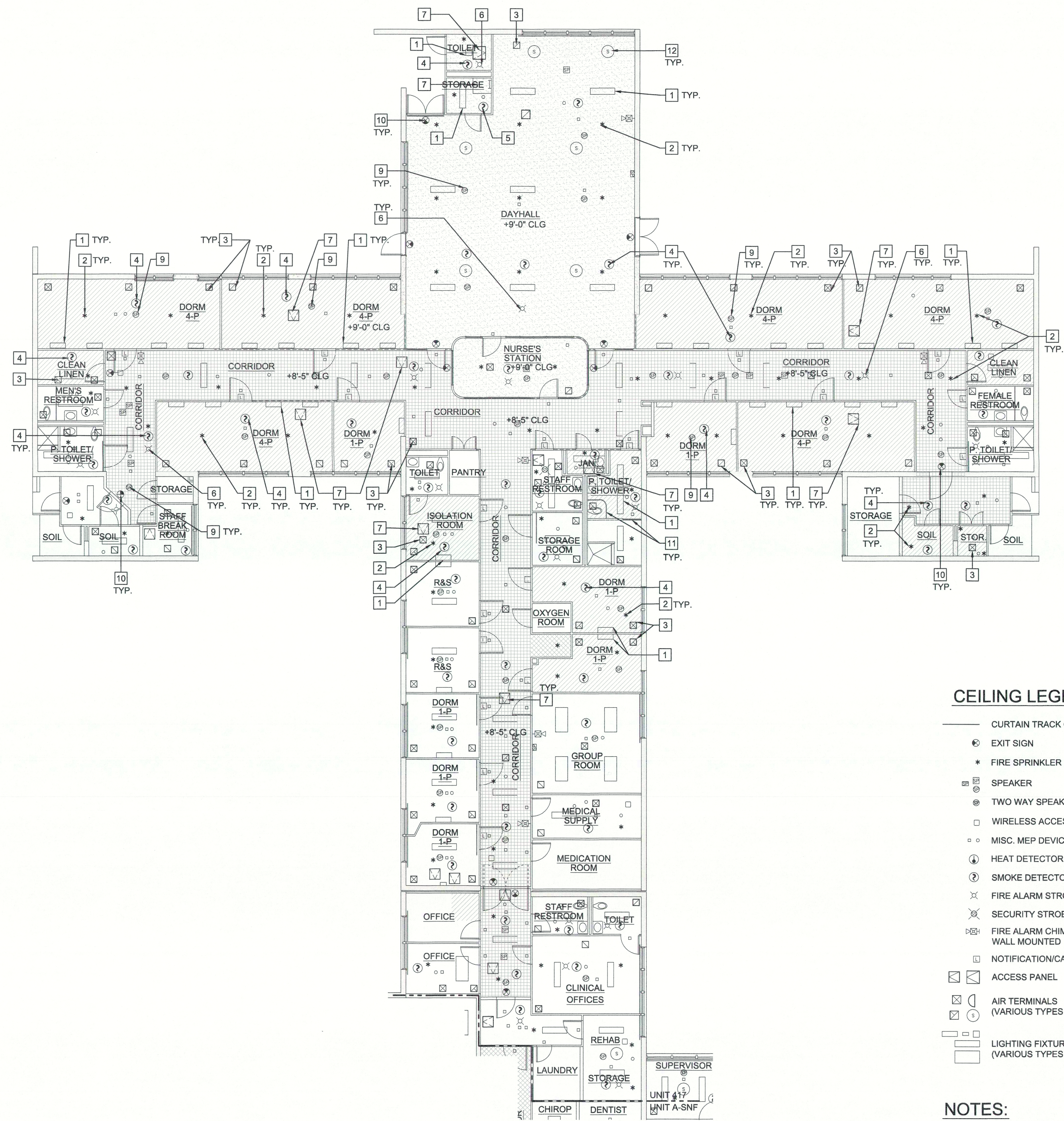
Sheet Scale: AS SHOWN

Sheet Number: A15.2

PHASE 1 CEILING REPAIR - 3/24/22



DATE/TIME: 29 Mar 2022 04:48PM
 FILE: P:\7038-1\1804-C-PI\038A15.2.dwg
 USER: J.C. Chang
 REVISION: DSH-MetroCA-17038A15.2.dwg



UNIT 417 - CEILING PLAN

SCALE: 0 4 8 FEET 16
1/8" = 1'-0"



CEILING LEGEND:


- CURTAIN TRACK ON CEILING
- ⊙ EXIT SIGN
- * FIRE SPRINKLER
- ⊞ SPEAKER
- ⊞ TWO WAY SPEAKER
- WIRELESS ACCESS POINTS
- MISC. MEP DEVICES
- ⊙ HEAT DETECTOR
- ⊙ SMOKE DETECTOR
- ⊗ FIRE ALARM STROBE
- ⊗ SECURITY STROBE
- ⊞ FIRE ALARM CHIME STROBE WALL MOUNTED
- NOTIFICATION/CALL LIGHT
- ⊞ ACCESS PANEL
- ⊞ AIR TERMINALS (VARIOUS TYPES & SIZE)
- LIGHTING FIXTURES (VARIOUS TYPES & SIZE)

WALL LEGEND:

- ===== 8" CONCRETE WALL 5 A3.1
- ===== 2-1/2" SOLID PLASTER WALL 4A A3.1 4B A3.1
- ===== 4" PLASTER ON METAL STUD

NOTES:

1. PROVIDE FIRESTOP ASSEMBLY AT NEW AND EXISTING PENETRATIONS.
2. PAINT CEILING ACROSS ENTIRE ROOM OR TO NATURAL BREAK POINT.
3. REINSTALL (E) CEILING ACCESS PANELS TO ORIGINAL LOCATION AT EXISTING FRAME. PROVIDE (N) FRAMING AT THE CORRIDOR.
4. ALL CEILING AND WALL-MOUNTED FIXTURES AND CONDUIT 12" FROM THE CEILING IN THE WORK AREA SHALL BE REMOVED, PROTECTED, AND REINSTALLED.
5. WHEN DISCONNECTION OF FIRE PROTECTION SYSTEM AND UTILITY SERVICE IS REQUIRED, INFORM DATE AND PERIOD TO FACILITY MANAGER AND PROJECT ARCHITECT IN ADVANCE.
6. FIELD VERIFY ALL UTILITY AND FIRE PROTECTION SYSTEMS ARE WORKING PROPERLY BEFORE BEGINNING OF PROJECT. NOTIFY THE FACILITY MANAGER AND PROJECT ARCHITECT IF ANY SYSTEM DOES NOT FUNCTION.



S.N.F. BUILDING KEYPLAN

NEW WORK KEYNOTES:

- (E) - EXISTING
(N) - NEW
- 1 CEILING MOUNTED LIGHT FIXTURE (N.I.C.) - (E) CONDUIT AND TERMINATION AT CEILING FINISH TO REMAIN FOR FUTURE LIGHT FIXTURE INSTALLATION. EXTEND CONDUIT WHEN THICKNESS OF CEILING FINISH CHANGED. 3 A3.3 5&7 A3.3
 - 2 (E) FIRE SPRINKLER HEAD - LOWER F.S. HEAD WHEN THICKNESS OF CEILING FINISH CHANGED. REUSE (E) BRACKET TO ATTACH. PROVIDE THE MANUFACTURER'S APPROVED BRACKET WITH FURRING CHANNEL TO (E) CEILING FRAMING. 11 A3.3
 - 3 (E) AIR SUPPLY & RETURN GRILLE - REMOVE AND REINSTALL. 6&8 A3.3
 - 4 (E) CEILING MOUNTED SMOKE DETECTOR. REINSTALL AFTER CONSTRUCTION IS FINISHED.
 - 5 (E) CEILING MOUNTED HEAT DETECTOR. REINSTALL AFTER CONSTRUCTION IS FINISHED.
 - 6 (E) CEILING MOUNTED FIRE ALARM WITH COVER
 - 7 (E) CEILING MOUNTED ACCESS DOOR & SUPPORT FRAMING 10 A3.3
 - 8 NOT USED.
 - 9 (E) RECESSED CEILING MOUNT SPEAKER. PROVIDE FIRE RATED HOUSING OR COVER.
 - 10 (E) CEILING MOUNT EXIT SIGN - REMOVE AND REINSTALL. EXTEND CONDUIT WHEN THICKNESS OF CEILING FINISH CHANGED.
 - 11 (E) CURTAIN TRACK - REMOVE AND REINSTALL AT (E) SUPPORT
 - 12 (E) GRILLE FOR EXHAUST FAN. REINSTALL AT (E) SUPPORT.

DSA STAMP

State of California
Department of General Services
Real Estate Services Division

Project Management Branch
707 Third Street, Suite 3-305
Sacramento, California 95605
Project Director:
(916) 443-9848 (Phone)
(916) 376-1677 (Fax)
www.dgs.ca.gov

Approval of this plan does not authorize or approve any construction or alteration from the field inspection. One set of approved plans shall be available on the project site at all times.

APR 19 2022

OFFICE OF THE STATE ARCHITECT
APPROVED FIRE AND PANIC ONLY
Reviewed by: [Signature]

JCCA ASSOCIATES, INC.
ENGINEERS • ARCHITECTS • PLANNERS
385 VAN NESS AVENUE, SUITE 200
TORRANCE, CALIFORNIA 90501 PH (310) 212-7844
FAX (310) 212-9272

JCCA #17038-1

Issue: 18-S-1084-C-P1

No.	Date	Description
-	11/01/21	FINAL DRAWINGS V1
-	3/2/22	FINAL DRAWINGS V2

Project
**DSH-METROPOLITAN
SNF BLDG
RE-ROOF LEAK
DAMAGE REPAIR
PROJECT**

11401 Bloomfield Ave.
Norwalk, CA. 90650
Los Angeles County

DGS PROJECT # DGS00000142412C
SFM FAC #19-19-43-0002

Supervisor	Designed	Drawn	Checked
MJK		V.L.	MJK

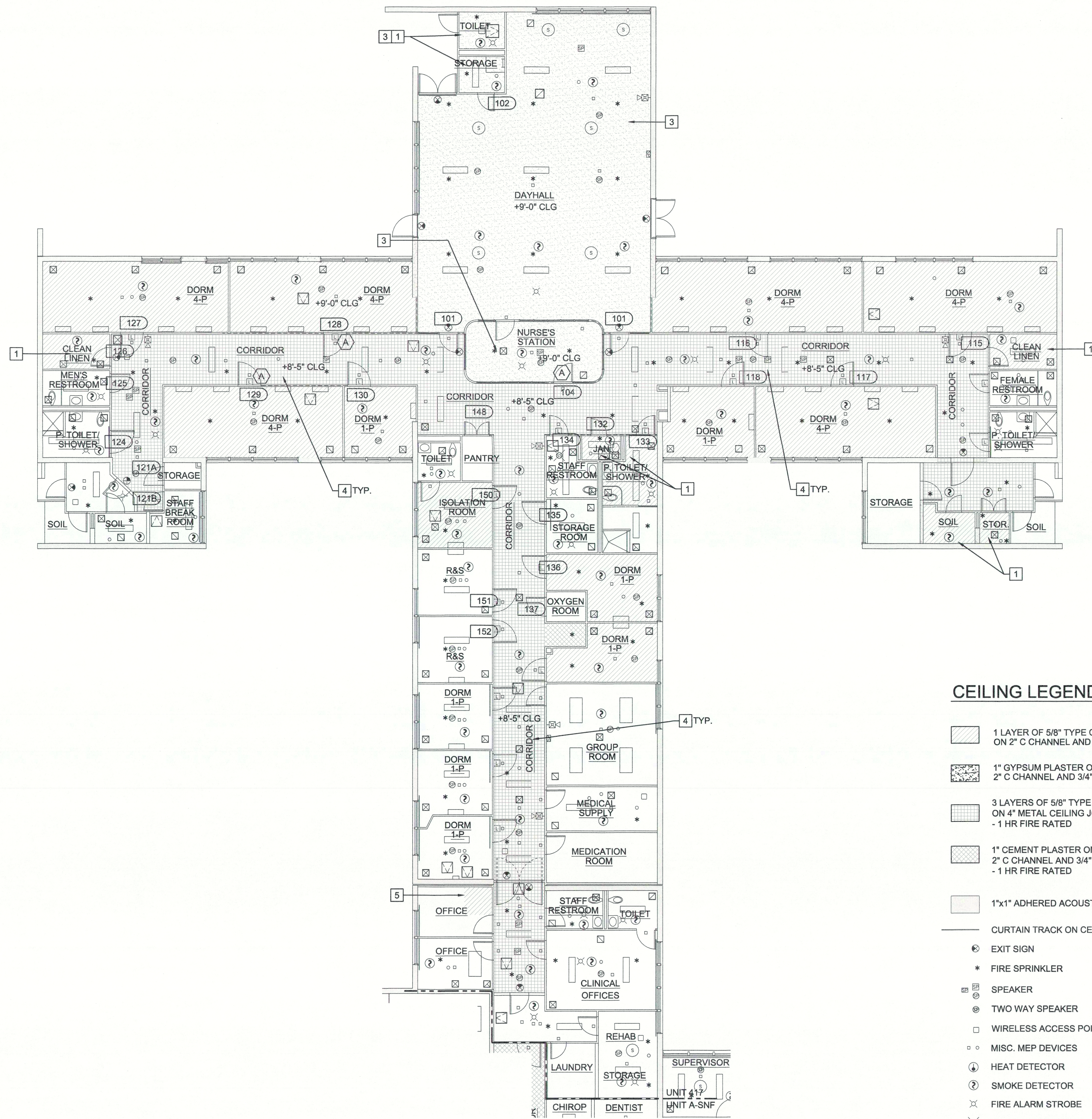
File Date: - Vault File Number: -

Sheet Title
**UNIT 417
CEILING PLAN**

Reference North	Sheet Scale
	AS SHOWN
	Sheet Number


A2.1

DATE/TIME: 22 Mar 2022 04:58PM FILE: P:\17038-1\Floor Unit Ceiling Repair_SNF_DSH-MetroCA17038A2.1.dwg



UNIT 417 - CEILING FINISH PLAN

SCALE: 0 4 8 FEET 16
1/8" = 1'-0"



NEW WORK KEYNOTES:

- (E) - EXISTING
(N) - NEW
- 1 PAINT CEILING FINISH. PROVIDE PRIMER SUITABLE FOR SUBSTRATE AND MIN. 3 COATS OF PAINT. VOC CONTENT SHALL BE ZERO OR NO MORE THAN 50 G/L. COLOR SELECTED BY FACILITY MANAGER FROM THE MANUFACTURER'S FULL SELECTION.
- 2 NOT USED.
- 3 REMOVE WATER DAMAGED METAL LATH. (E) CEILING SUPPORT TO REMAIN AND PROTECT. PROVIDE PLASTER TO MATCH (E) MATERIAL AND THICKNESS. (2&3) (A3.2)
- 4 PROVIDE FIRESTOP SEALANT TO ALL PENETRATION. (HILTI CP 606, FS-ONE MAX, OR UL CERTIFIED APPROVED EQUAL)
- 5 SCREW (N) DRYWALL TO CHANNELS ALL SIDES. PROVIDE FRAMING UNDERNEATH IF NEEDED. SEAL JOINTS WITH COMPOUND AND REINFORCED TAPE. LEVEL 5 FOR EXPOSED FINISH. LEVEL 4 OR 3 FOR ACOUSTIC TILE CEILING. (4&5) (A3.2)

CEILING LEGEND:

- 1 LAYER OF 5/8" TYPE C GYPSUM BOARD ON 2" C CHANNEL AND 7/8" HAT CHANNEL (4&5) (A3.2)
- 1" GYPSUM PLASTER ON METAL LATH 2" C CHANNEL AND 3/4" C CHANNEL (2&3) (A3.2)
- 3 LAYERS OF 5/8" TYPE 'X' GYPSUM BOARD ON 4" METAL CEILING JOIST - 1 HR FIRE RATED (3A) (3B) (A3.1) (A3.1)
- 1" CEMENT PLASTER ON METAL LATH 2" C CHANNEL AND 3/4" C CHANNEL - 1 HR FIRE RATED (2&3) (A3.2)


WALL LEGEND:

- 8" CONCRETE WALL (5) (A3.1)
- 2-1/2" SOLID PLASTER WALL (4A) (4B) (A3.1) (A3.1)
- 4" PLASTER ON METAL STUD

DOOR LEGEND:

- SEE 6/A3.1 FOR DOOR TYPES
- DOOR TYPE

- 1"x1" ADHERED ACOUSTIC TILES ON CEILING
- CURTAIN TRACK ON CEILING
- EXIT SIGN
- FIRE SPRINKLER
- SPEAKER
- TWO WAY SPEAKER
- WIRELESS ACCESS POINTS
- MISC. MEP DEVICES
- HEAT DETECTOR
- SMOKE DETECTOR
- FIRE ALARM STROBE
- SECURITY STROBE
- FIRE ALARM CHIME STROBE WALL MOUNTED
- NOTIFICATION/CALL LIGHT
- ACCESS PANEL
- AIR TERMINALS (VARIOUS TYPES & SIZE)
- LIGHTING FIXTURES (VARIOUS TYPES & SIZE)



DSA STAMP

State of California
Department of General Services
Real Estate Services Division
DGS
Project Management Branch
707 Third Street, Suite 3-305
Sacramento, California 95605
Project Director:
(916) 443-9848 (Phone)
(916) 376-1677 (Fax)
www.dgs.ca.gov

Approval of this plan does not constitute approval of any deviation from applicable regulations. Final approval is subject to field inspection. One set of approved plan shall be available on the project site at all times.
APR 19 2022
OFFICE OF THE STATE FIRE MARSHAL
APPROVED FOR CONSTRUCTION ONLY
Reviewed by: [Signature]



JCCA J.C. CHANG & ASSOCIATES, INC.
ENGINEERS • ARCHITECTS • PLANNERS
385 MAIN AVENUE, SUITE 200 PH: (916) 212-7844
TORRANCE, CALIFORNIA 90501 FAX: (310) 212-8272

JCCA #17038-1

Issue: 18-S-1084-C-PI

No.	Date	Description
-	11/01/21	FINAL DRAWINGS V1
-	3/2/22	FINAL DRAWINGS V2

Project
**DSH-METROPOLITAN
SNF BLDG
RE-ROOF LEAK
DAMAGE REPAIR
PROJECT**

11401 Bloomfield Ave.
Norwalk, CA. 90650
Los Angeles County

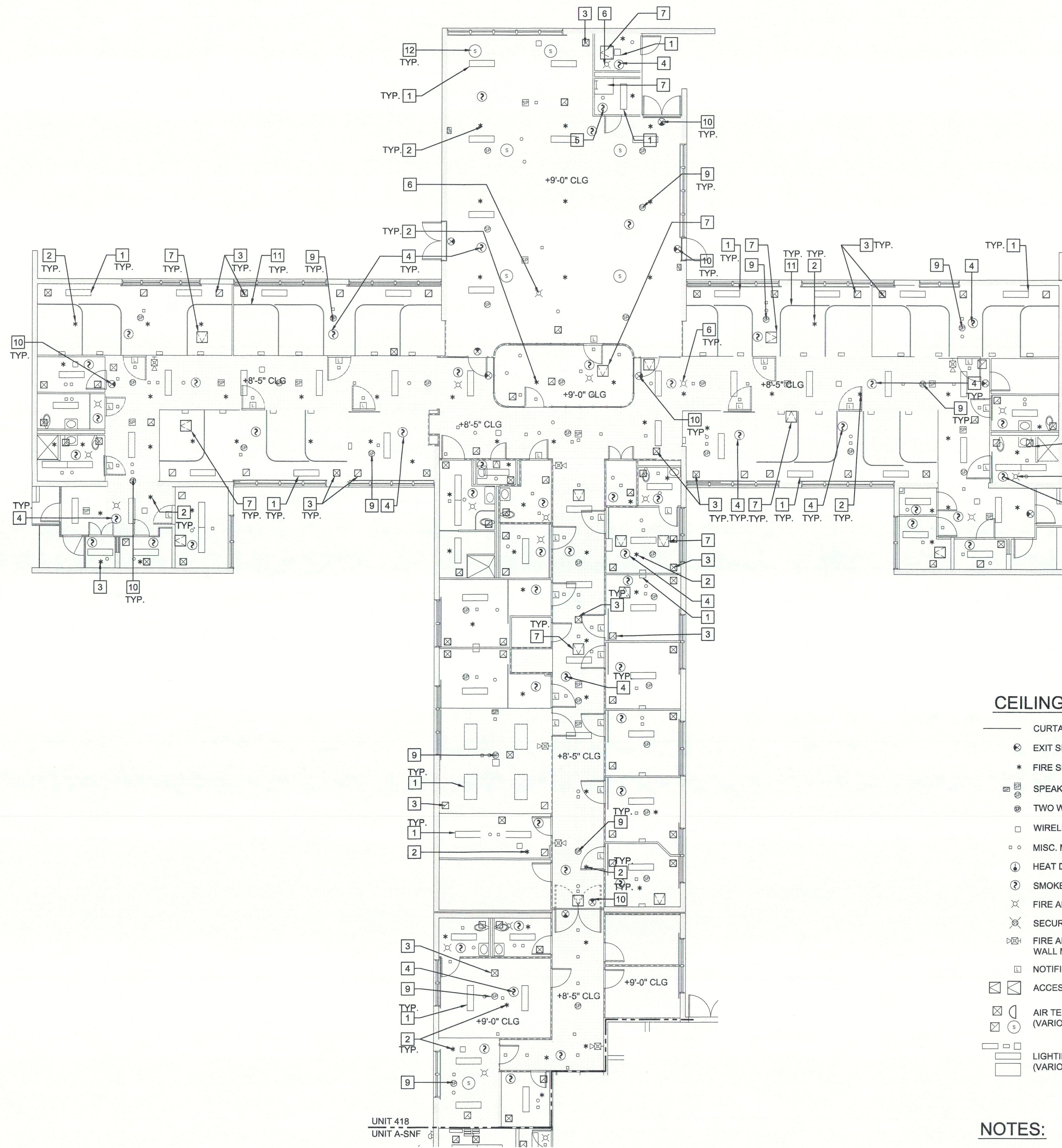
DGS PROJECT # DGS00000142412C
SFM FAC #19-19-43-0002

Supervisor	Designed	Drawn	Checked
MJK		V.L.	MJK

File Date: - Vault File Number: -
Sheet Title:
**UNIT 417
CEILING FINISH PLAN**

DSA Building Number: - Work Order: -

Reference North: Sheet Scale: AS SHOWN
Sheet Number: A2.1.1



UNIT 418 - CEILING PLAN
 SCALE: 0 4 8 FEET 16
 1/8" = 1'-0"

NEW WORK KEYNOTES:

- (E) - EXISTING
 (N) - NEW
- 1 (E) CEILING MOUNTED LIGHT FIXTURE (N.I.C.) - (E) CONDUIT AND TERMINATION AT CEILING FINISH TO REMAIN FOR FUTURE LIGHT FIXTURE INSTALLATION. EXTEND CONDUIT WHEN THICKNESS OF CEILING FINISH CHANGED. (3) (5&7) (A3.3) (A3.3)
 - 2 (E) FIRE SPRINKLER HEAD - LOWER F.S. HEAD WHEN THICKNESS OF CEILING FINISH CHANGED. REUSE (E) BRACKET TO ATTACH. PROVIDE THE MANUFACTURER'S APPROVED BRACKET WITH FURRING CHANNEL TO (E) CEILING FRAMING. (11) (A3.3) (6&8) (A3.3)
 - 3 (E) AIR SUPPLY & RETURN GRILLE - REMOVE AND REINSTALL. (A3.3)
 - 4 (E) CEILING MOUNTED SMOKE DETECTOR. REINSTALL AFTER CONSTRUCTION IS FINISHED.
 - 5 (E) CEILING MOUNTED HEAT DETECTOR. REINSTALL AFTER CONSTRUCTION IS FINISHED.
 - 6 (E) CEILING MOUNTED FIRE ALARM WITH COVER
 - 7 (E) CEILING MOUNTED ACCESS DOOR & SUPPORT FRAMING (10) (A3.3)
 - 8 NOT USED.
 - 9 (E) RECESSED CEILING MOUNT SPEAKER. PROVIDE FIRE RATED HOUSING OR COVER.
 - 10 (E) CEILING MOUNT EXIT SIGN - REMOVE AND REINSTALL. EXTEND CONDUIT WHEN THICKNESS OF CEILING FINISH CHANGED.
 - 11 (E) CURTAIN TRACK - REMOVE AND REINSTALL AT (E) SUPPORT
 - 12 (E) GRILLE FOR EXHAUST FAN. REINSTALL AT (E) SUPPORT.

CEILING LEGEND:


- CURTAIN TRACK ON CEILING
- ⊙ EXIT SIGN
- * FIRE SPRINKLER
- ⊙ SPEAKER
- ⊙ TWO WAY SPEAKER
- WIRELESS ACCESS POINTS
- MISC. MEP DEVICES
- ⊕ HEAT DETECTOR
- ⊕ SMOKE DETECTOR
- ⊕ FIRE ALARM STROBE
- ⊕ SECURITY STROBE
- ⊕ FIRE ALARM CHIME STROBE WALL MOUNTED
- ⊕ NOTIFICATION/CALL LIGHT
- ⊕ ACCESS PANEL
- ⊕ AIR TERMINALS (VARIOUS TYPES & SIZE)
- LIGHTING FIXTURES (VARIOUS TYPES & SIZE)

WALL LEGEND:

- ===== 8" CONCRETE WALL (5) (A3.1)
- ===== 2-1/2" SOLID PLASTER WALL (4A) (A3.1) (4B) (A3.1)
- ===== 4" PLASTER ON METAL STUD

NOTES:

1. PROVIDE FIRESTOP ASSEMBLY AT NEW AND EXISTING PENETRATIONS.
2. PAINT CEILING ACROSS ENTIRE ROOM OR TO NATURAL BREAK POINT.
3. REINSTALL (E) CEILING ACCESS PANELS TO ORIGINAL LOCATION AT EXISTING FRAME. PROVIDE (N) FRAMING AT THE CORRIDOR.
4. ALL CEILING AND WALL-MOUNTED FIXTURES AND CONDUIT 12" FROM THE CEILING IN THE WORK AREA SHALL BE REMOVED, PROTECTED, AND REINSTALLED.
5. WHEN DISCONNECTION OF FIRE PROTECTION SYSTEM AND UTILITY SERVICE IS REQUIRED, INFORM DATE AND PERIOD TO FACILITY MANAGER AND PROJECT ARCHITECT IN ADVANCE.
6. FIELD VERIFY ALL UTILITY AND FIRE PROTECTION SYSTEMS ARE WORKING PROPERLY BEFORE BEGINNING OF PROJECT. NOTIFY THE FACILITY MANAGER AND PROJECT ARCHITECT IF ANY SYSTEM DOES NOT FUNCTION.



DSA STAMP

State of California
 Department of General Services
 Real Estate Services Division

DGS

Project Management Branch
 707 Third Street, Suite 3-305
 Sacramento, California 95605
 Project Director:
 (916) 443-9549 (Phone)
 (916) 376-1677 (Fax)
 www.dgs.ca.gov

Approval of this plan does not authorize or approve any extension or deviation from applicable regulations. Final approval is subject to their respective City, State or Federal jurisdiction. Shall be available on the project site at all times.

APR 19 2022

OFFICE OF THE STATE FIRE MARSHAL
 APPROVED FIRE AND TYPING ONLY
 Reviewed by [Signature]

REGISTERED ARCHITECT
 J.C. CHANG & ASSOCIATES, INC.
 No. C-37814
 Exp. 1/31/23
 STATE OF CALIFORNIA

JCCA #17038-1
 ENGINEERS • ARCHITECTS • PLANNERS
 885 VAN NESS AVENUE, SUITE 200
 TORRANCE, CALIFORNIA 90501
 PH (310) 212-7844
 FAX (310) 212-8272

Issue: 18-S-1084-C-P1		
No.	Date	Description
-	11/01/21	FINAL DRAWINGS V1
-	3/2/22	FINAL DRAWINGS V2

Project
DSH-METROPOLITAN SNF BLDG RE-ROOF LEAK DAMAGE REPAIR PROJECT
 11401 Bloomfield Ave.
 Norwalk, CA, 90650
 Los Angeles County

DGS PROJECT # DGS00000142412C
 SFM FAC #19-19-43-0002

Supervisor	Designed	Drawn	Checked
MJK		V.L.	MJK

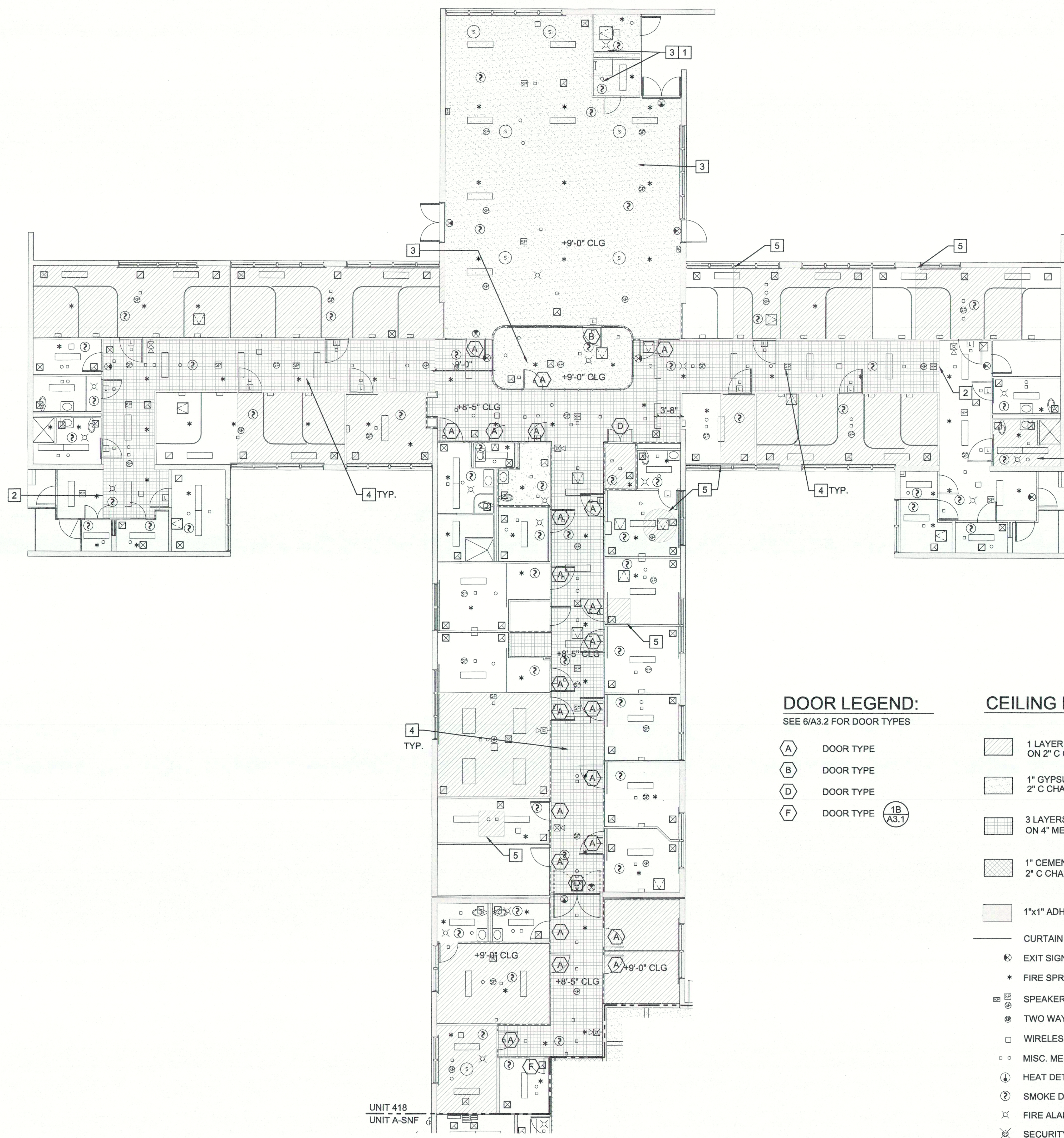
File Date
 Vault File Number

Sheet Title
UNIT 418 CEILING PLAN

DSA Building Number	Work Order
-	-

Reference North	Sheet Scale
AS SHOWN	AS SHOWN
	Sheet Number
	A2.2

DATE PLOTTED: 04/19/2022 09:59:54
 FILE: P:\17038-1-Repair\Arch\Drawings\Repaired_SNF_DSH-Metro\CA\17038-1A2.2.dwg



UNIT 418 - CEILING FINISH PLAN
 SCALE: 0 4 8 FEET 16
 1/8" = 1'-0"

NEW WORK KEYNOTES:

- (E) - EXISTING
 (N) - NEW
- 1 PAINT CEILING FINISH. PROVIDE PRIMER SUITABLE FOR SUBSTRATE AND MIN. 3 COATS OF PAINT. VOC CONTENT SHALL BE ZERO OR NO MORE THAN 50 G/L. COLOR SELECTED BY FACILITY MANAGER FROM THE MANUFACTURER'S FULL SELECTION.
 - 2 SOFFIT. (11) (A3.3)
 - 3 REMOVE WATER DAMAGED METAL LATH. (E) CEILING SUPPORT TO REMAIN AND PROTECT. PROVIDE PLASTER TO MATCH (E) MATERIAL AND THICKNESS. (2&3) (A3.2)
 - 4 PROVIDE FIRESTOP SEALANT TO ALL PENETRATION. (HILTI CP 606, FS-ONE MAX, OR UL CERTIFIED APPROVED EQUAL)
 - 5 SCREW (N) DRYWALL TO CHANNELS ALL SIDES. PROVIDE FRAMING UNDERNEATH IF NEEDED. SEAL JOINTS WITH COMPOUND AND REINFORCED TAPE. LEVEL 5 FOR EXPOSED FINISH. LEVEL 4 OR 3 FOR ACOUSTIC TILE CEILING. (4&5) (A3.2)

DOOR LEGEND:
 SEE 6/A3.2 FOR DOOR TYPES


- (A) DOOR TYPE
- (B) DOOR TYPE
- (D) DOOR TYPE
- (F) DOOR TYPE (1B) (A3.1)

CEILING LEGEND:

- 1 LAYER OF 5/8" TYPE C GYPSUM BOARD ON 2" C CHANNEL AND 7/8" HAT CHANNEL (4&5) (A3.2)
- 1" GYPSUM PLASTER ON METAL LATH 2" C CHANNEL AND 3/4" C CHANNEL (2&3) (A3.2)
- 3 LAYERS OF 5/8" TYPE 'X' GYPSUM BOARD ON 4" METAL CEILING JOIST (3A) (3B) (A3.1) (A3.1)
- 1" CEMENT PLASTER ON METAL LATH 2" C CHANNEL AND 3/4" C CHANNEL (2&3) (A3.2)
- 1"x1" ADHERED ACOUSTIC TILES ON CEILING
- CURTAIN TRACK ON CEILING
- EXIT SIGN
- * FIRE SPRINKLER
- SPEAKER
- TWO WAY SPEAKER
- WIRELESS ACCESS POINTS
- MISC. MEP DEVICES
- HEAT DETECTOR
- SMOKE DETECTOR
- FIRE ALARM STROBE
- SECURITY STROBE
- FIRE ALARM CHIME STROBE WALL MOUNTED
- NOTIFICATION/CALL LIGHT
- ACCESS PANEL
- AIR TERMINALS (VARIOUS TYPES & SIZE)
- LIGHTING FIXTURES (VARIOUS TYPES & SIZE)

WALL LEGEND:

- 8" CONCRETE WALL (5) (A3.1)
- 2-1/2" SOLID PLASTER WALL (4A) (4B) (A3.1) (A3.1)
- 4" PLASTER ON METAL STUD



DSA STAMP

State of California
 Department of General Services
 Real Estate Services Division
DGS
 Project Management Branch
 707 Third Street, Suite 3-305
 Sacramento, California 95605
 Project Director:
 (916) 443-9549 (Phone)
 (916) 376-1677 (Fax)
 www.dgs.ca.gov

Approval of this plan does not constitute or approve any omission or deviation from applicable regulations. Final approval is not subject to field inspection. One set of approved plans shall be available on the project site at all times.
 APR 19 2022
 OFFICE OF THE STATE FIRE MARSHAL
 APPROVED FOR CONSTRUCTION ONLY
 Reviewed by: JASON MORRIS, DSPM III

REGISTERED ARCHITECT
 J.C. CHANG &
 ASSOCIATES, INC.
 No. C-37614
 Exp. 12/31/23
 STATE OF CALIFORNIA

JCCA #17038-1
 ENGINEERS • ARCHITECTS • PLANNERS
 885 VAN NESS AVENUE, SUITE 204
 TORRANCE, CALIFORNIA 90501
 TEL: (310) 212-7544
 FAX: (310) 212-8272

Issue: 18-S-1084-C-PI		
No.	Date	Description
-	11/01/21	FINAL DRAWINGS V1
-	3/2/22	FINAL DRAWINGS V2

Project
**DSH-METROPOLITAN
 SNF BLDG
 RE-ROOF LEAK
 DAMAGE REPAIR
 PROJECT**
 11401 Bloomfield Ave.
 Norwalk, CA, 90650
 Los Angeles County
 DGS PROJECT # DGS000001424120
 SFM FAC #19-19-43-0002

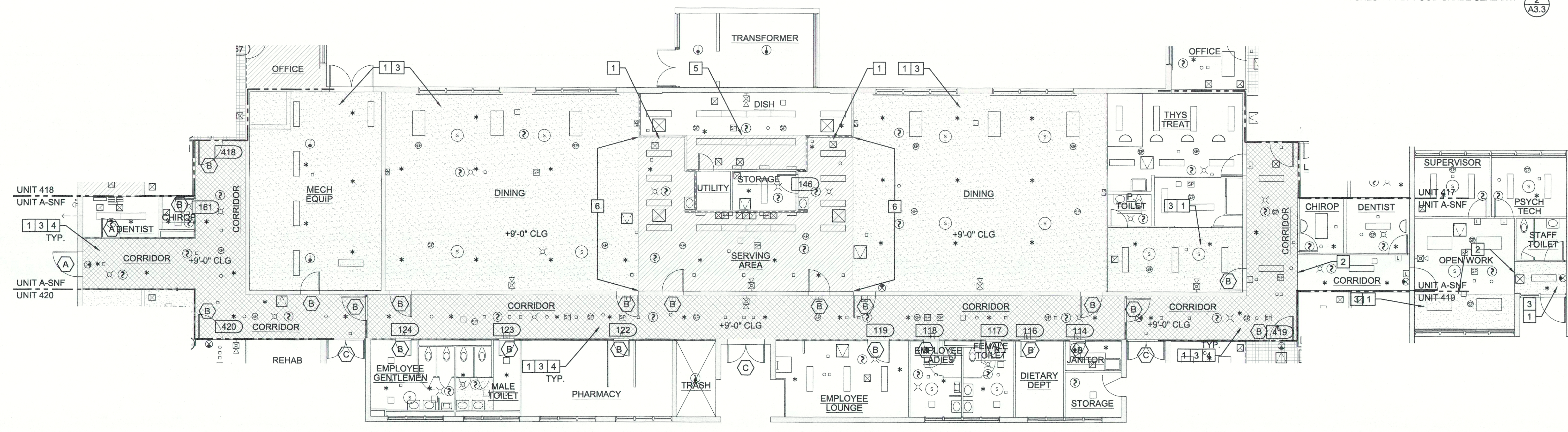
Supervisor	Designed	Drawn	Checked
MJK	V.L.	MJK	

Sheet Title
**UNIT 418
 CEILING FINISH PLAN**

Reference North	Sheet Scale
	AS SHOWN
	Sheet Number
	A2.2.1

NEW WORK KEYNOTES:

- (E) - EXISTING
- (N) - NEW
- 1 PAINT CEILING FINISH. PROVIDE PRIMER SUITABLE FOR SUBSTRATE AND MIN. 3 COATS OF PAINT. VOC CONTENT SHALL BE ZERO OR NO MORE THAN 50 G/L. COLOR SELECTED BY FACILITY MANAGER FROM THE MANUFACTURER'S FULL SELECTION.
- 2 PATCH PLASTER. FIND A NATURAL BREAK POINT FOR JOINT. (1 A3.3)
- 3 REMOVE WATER DAMAGED METAL LATH. (E) CEILING SUPPORT TO REMAIN AND PROTECT. PROVIDE PLASTER TO MATCH (E) MATERIAL AND THICKNESS. (2&3 A3.2)
- 4 PROVIDE FIRESTOP SEALANT TO ALL PENETRATION. (HILTI CP 606, FS-ONE MAX, OR UL CERTIFIED APPROVED EQUAL)
- 5 SCREW (N) DRYWALL TO CHANNELS ALL SIDES. PROVIDE FRAMING UNDERNEATH IF NEEDED. SEAL JOINTS WITH COMPOUND AND REINFORCED TAPE. LEVEL 5 FOR EXPOSED FINISH. LEVEL 4 OR 3 FOR ACOUSTIC TILE CEILING. (4&5 A3.2)
- 6 CEILING FINISH TRANSITION. PROVIDE APPROPRIATE METAL TRIM FOR FINISHES. APPLY FOOD GRADE SEALANT. (2 A3.3)



UNIT A SNF - CEILING FINISH PLAN
 SCALE: 0 4 8 FEET 16
 1/8" = 1'-0"

DOOR LEGEND:
 SEE 6/A3.2 FOR DOOR TYPES

- (A) DOOR TYPE
- (B) DOOR TYPE
- (C) DOOR TYPE

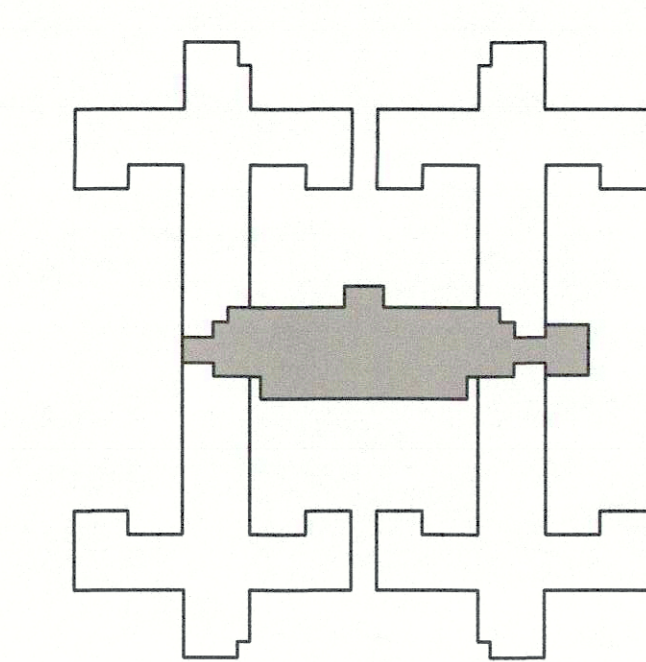
CEILING LEGEND:

- 1 LAYER OF 5/8" TYPE C GYPSUM BOARD ON 2" C CHANNEL AND 7/8" HAT CHANNEL (4&5 A3.2)
- 1" GYPSUM PLASTER ON METAL LATH 2" C CHANNEL AND 3/4" C CHANNEL (2&3 A3.2)
- 3 LAYERS OF 5/8" TYPE 'X' GYPSUM BOARD ON 4" METAL CEILING JOIST (3A A3.1, 3B A3.1)
- 1" CEMENT PLASTER ON METAL LATH 2" C CHANNEL AND 3/4" C CHANNEL (2&3 A3.2)
- 1"x1" ADHERED ACOUSTIC TILES ON CEILING
- CURTAIN TRACK ON CEILING
- EXIT SIGN
- FIRE SPRINKLER
- SPEAKER
- TWO WAY SPEAKER
- WIRELESS ACCESS POINTS
- MISC. MEP DEVICES
- HEAT DETECTOR

WALL LEGEND:

- 8" CONCRETE WALL (5 A3.1)
- 2-1/2" SOLID PLASTER WALL (4A A3.1, 4B A3.1)
- 4" PLASTER ON METAL STUD

- SMOKE DETECTOR
- FIRE ALARM STROBE
- SECURITY STROBE
- FIRE ALARM CHIME STROBE WALL MOUNTED
- NOTIFICATION/CALL LIGHT
- ACCESS PANEL
- AIR TERMINALS (VARIOUS TYPES & SIZE)
- LIGHTING FIXTURES (VARIOUS TYPES & SIZE)



DSA STAMP

State of California
 Department of General Services
 Real Estate Services Division
DGS
Project Management Branch
 707 Third Street, Suite 3-305
 Sacramento, California 95605
 Project Director:
 (916) 443-9848 (Phone)
 (916) 376-1677 (Fax)
 www.dgs.ca.gov

Approval of this plan does not authorize or approve any change or deviation from the approved plan. This approval is subject to field inspection. One set of approved plans shall be available on the project site at all times.
 APR 19 2022
 OFFICE OF THE STATE ARCHITECT
 APPROVED FOR PUBLIC RECORD
 Reviewed by: [Signature]



JCCA J.C. CHANG & ASSOCIATES, INC.
 ENGINEERS • ARCHITECTS • PLANNERS
 285 VAN NESS AVENUE, SUITE 208 PH (916) 212-7844
 TORRANCE, CALIFORNIA 90501 FAX (916) 212-6272

JCCA #17038-1

No.	Date	Description
-	11/01/21	FINAL DRAWINGS V1
-	3/2/22	FINAL DRAWINGS V2

Project
DSH-METROPOLITAN SNF BLDG RE-ROOF LEAK DAMAGE REPAIR PROJECT
 11401 Bloomfield Ave.
 Norwalk, CA. 90650
 Los Angeles County
 DGS PROJECT # DGS00000142412C
 SFM FAC #19-19-43-0002

Supervisor	Designed	Drawn	Checked
MJK		V.L.	MJK

File Date: - Vault File Number: -

Sheet Title
UNIT A SNF CEILING FINISH PLAN

DSA Building Number	Work Order
-	-

Reference North	Sheet Scale
	AS SHOWN
	Sheet Number
	A2.3.1

DATE PLOTTED: 04/19/2022 04:28:04
 FILE: P:\17038-1\Revised\Drawings\Revised_SNF_DSH-Metro_CAD\170381A2.3.1.dwg

DOOR LEGEND:

SEE 6/A3.2 FOR DOOR TYPES

- (A) DOOR TYPE
- (B) DOOR TYPE
- (D) DOOR TYPE
- (E) DOOR TYPE
- (F) DOOR TYPE


CEILING LEGEND:

- 1 LAYER OF 5/8" TYPE C GYPSUM BOARD ON 2" C CHANNEL AND 7/8" HAT CHANNEL (4&5 A3.2)
- 1" GYPSUM PLASTER ON METAL LATH 2" C CHANNEL AND 3/4" C CHANNEL (2&3 A3.2)
- 3 LAYERS OF 5/8" TYPE 'X' GYPSUM BOARD ON 4" METAL CEILING JOIST (3A A3.1) (3B A3.1)
- 1" CEMENT PLASTER ON METAL LATH 2" C CHANNEL AND 3/4" C CHANNEL (2&3 A3.2)
- 1"x1" ADHERED ACOUSTIC TILES ON CEILING

- CURTAIN TRACK ON CEILING
- EXIT SIGN
- FIRE SPRINKLER
- SPEAKER
- TWO WAY SPEAKER
- WIRELESS ACCESS POINTS
- MISC. MEP DEVICES
- HEAT DETECTOR
- SMOKE DETECTOR
- FIRE ALARM STROBE
- SECURITY STROBE
- FIRE ALARM CHIME STROBE WALL MOUNTED
- NOTIFICATION/CALL LIGHT
- ACCESS PANEL
- AIR TERMINALS (VARIOUS TYPES & SIZE)
- LIGHTING FIXTURES (VARIOUS TYPES & SIZE)

WALL LEGEND:

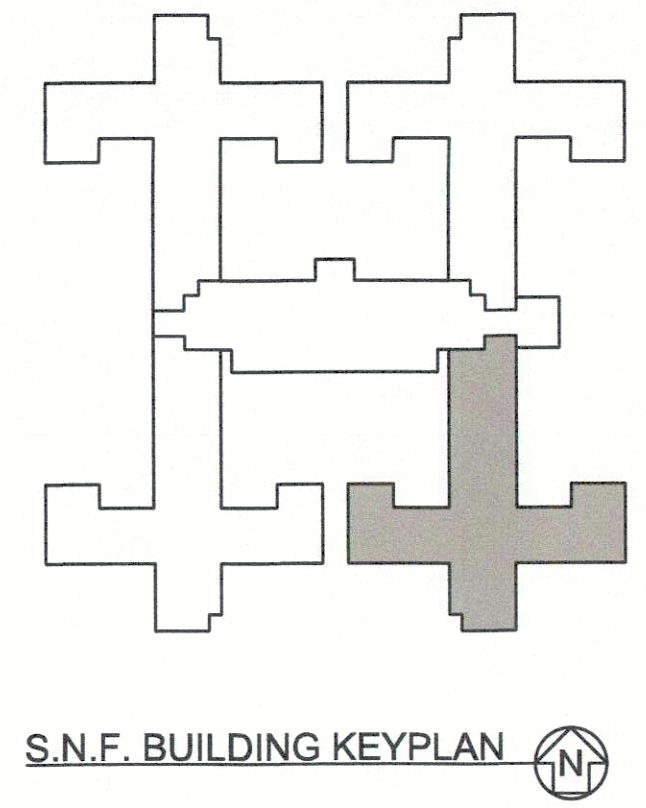
- 8" CONCRETE WALL (5 A3.1)
- 2-1/2" SOLID PLASTER WALL (4A A3.1) (4B A3.1)
- 4" PLASTER ON METAL STUD



NEW WORK KEYNOTES:

- (E) - EXISTING
- (N) - NEW
- 1 PAINT CEILING FINISH. PROVIDE PRIMER SUITABLE FOR SUBSTRATE AND MIN. 3 COATS OF PAINT. VOC CONTENT SHALL BE ZERO OR NO MORE THAN 50 G/L. COLOR SELECTED BY FACILITY MANAGER FROM THE MANUFACTURER'S FULL SELECTION. (4&5 A3.2)
- 2 SOFFIT. (11 A3.3)
- 3 REMOVE WATER DAMAGED METAL LATH. (E) CEILING SUPPORT TO REMAIN AND PROTECT. PROVIDE PLASTER TO MATCH (E) MATERIAL AND THICKNESS. (2&3 A3.2)
- 4 PROVIDE FIRESTOP SEALANT TO ALL PENETRATION. (HILTI CP 606, FS-ONE MAX, OR UL CERTIFIED APPROVED EQUAL)
- 5 SCREW (N) DRYWALL TO CHANNELS ALL SIDES. PROVIDE FRAMING UNDERNEATH IF NEEDED. SEAL JOINTS WITH COMPOUND AND REINFORCED TAPE. LEVEL 5 FOR EXPOSED FINISH. LEVEL 4 OR 3 FOR ACOUSTIC TILE CEILING. (4&5 A3.2)

UNIT 419 - CEILING FINISH PLAN
 SCALE: 0 4 8 FEET 16
 1/8" = 1'-0"



DSA STAMP

State of California
 Department of General Services
 Real Estate Services Division
DGS
Project Management Branch
 707 Third Street, Suite 3-305
 Sacramento, California 95605
 Project Director:
 (916) 443-9848 (Phone)
 (916) 376-1677 (Fax)
 www.dgs.ca.gov

Approval of this plan does not authorize or approve any omission or deviation from applicable regulations. Final approval is subject to field inspection. One set of approved plans shall be available on the project site at all times.
 APR 19 2022
 OFFICE OF THE STATE FIRE MARSHAL
 APPROVED FOR AND IN WITNESS ONLY
 Reviewed by: [Signature]

REGISTERED ARCHITECT
 J.C. CHANG & ASSOCIATES, INC.
 No. C-37614
 Exp. 1/31/23
 STATE OF CALIFORNIA

JCCA #17038-1
 ENGINEERS • ARCHITECTS • PLANNERS
 385 VAN NESS AVENUE, SUITE 200 PH 916 212-7844
 TORRANCE, CALIFORNIA 90501 FAX (916) 212-9272

No.	Date	Description
-	11/01/21	FINAL DRAWINGS V1
-	3/2/22	FINAL DRAWINGS V2

Project
**DSH-METROPOLITAN
 SNF BLDG
 RE-ROOF LEAK
 DAMAGE REPAIR
 PROJECT**
 11401 Bloomfield Ave.
 Norwalk, CA. 90650
 Los Angeles County
 DGS PROJECT # DGS00000142412C
 SFM FAC #19-19-43-0002

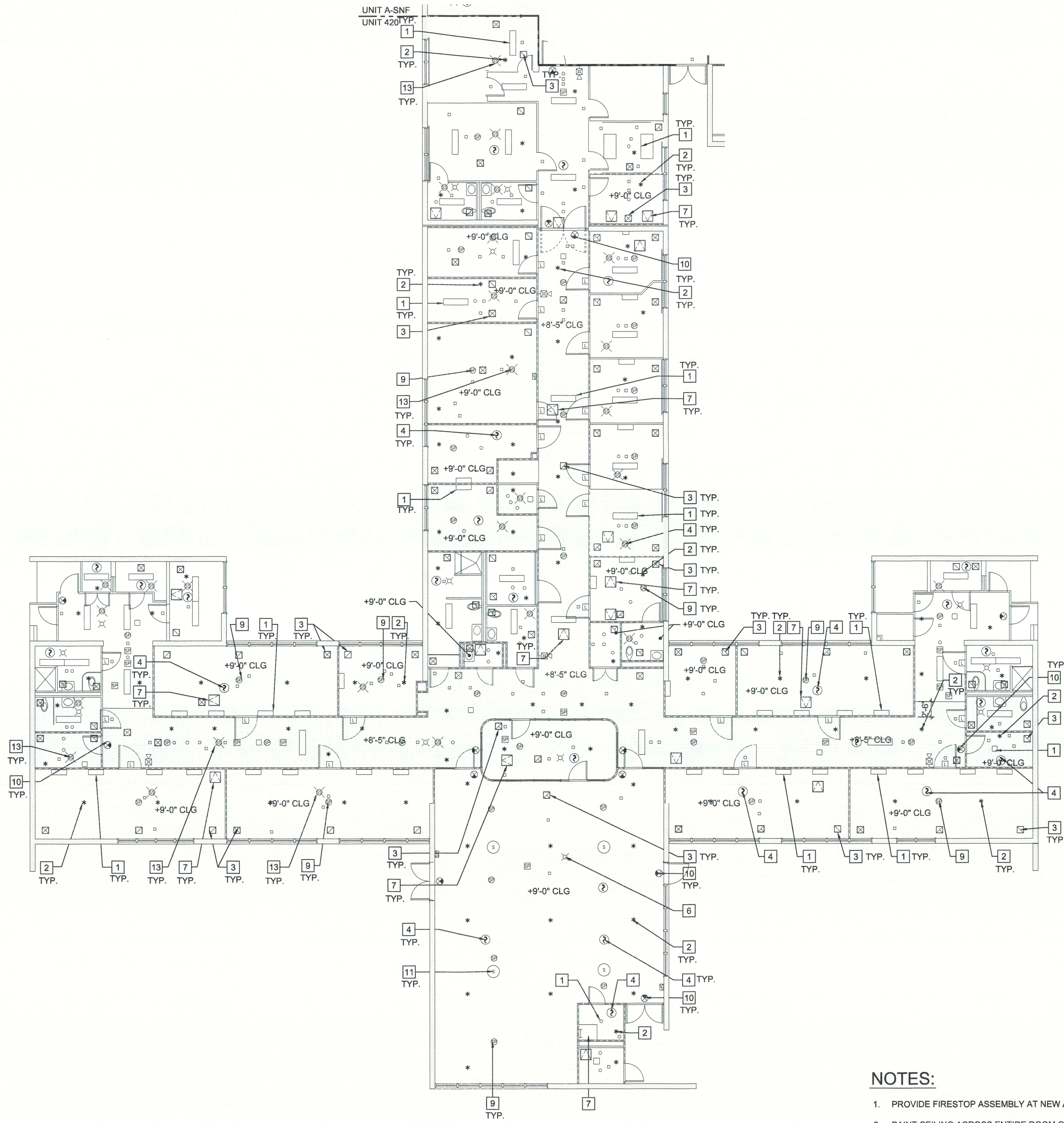
Supervisor	Designed	Drawn	Checked
MJK		V.L.	MJK

Sheet Title
**UNIT 419
 CEILING FINISH PLAN**

Reference North	Sheet Scale
	AS SHOWN


Sheet Number
A2.4.1

DATE/TIME: 29 Mar 2022, 04:28PM
 FILE: P:\111888-1 Roof Leak Ceiling Repair_SNF_DSJ-Metro-CAD\17038162.4.dwg



UNIT 420 - CEILING PLAN

SCALE: 0 4 8 FEET 16
1/8" = 1'-0"



WALL LEGEND:

- 8" CONCRETE WALL (5/A3.1)
- 2-1/2" SOLID PLASTER WALL (4A/A3.1, 4B/A3.1)
- 4" PLASTER ON METAL STUD

CEILING LEGEND:

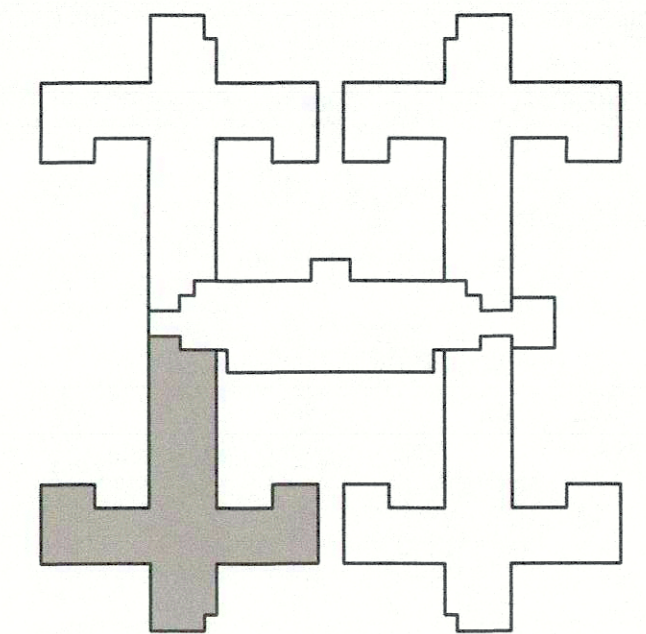
- CURTAIN TRACK ON CEILING
- EXIT SIGN
- FIRE SPRINKLER
- SPEAKER
- TWO WAY SPEAKER
- WIRELESS ACCESS POINTS
- MISC. MEP DEVICES
- HEAT DETECTOR
- SMOKE DETECTOR
- FIRE ALARM STROBE
- SECURITY STROBE
- FIRE ALARM CHIME STROBE WALL MOUNTED
- NOTIFICATION/CALL LIGHT
- ACCESS PANEL
- AIR TERMINALS (VARIOUS TYPES & SIZE)
- LIGHTING FIXTURES (VARIOUS TYPES & SIZE)

NEW WORK KEYNOTES:


- (E) - EXISTING
- (N) - NEW
- 1 CEILING MOUNTED LIGHT FIXTURE (N.I.C.) - (E) CONDUIT AND TERMINATION AT CEILING FINISH TO REMAIN FOR FUTURE LIGHT FIXTURE INSTALLATION. EXTEND CONDUIT WHEN THICKNESS OF CEILING FINISH CHANGED. (3/A3.3, 5/87/A3.3)
- 2 (E) FIRE SPRINKLER HEAD - LOWER F.S. HEAD WHEN THICKNESS OF CEILING FINISH CHANGED. REUSE (E) BRACKET TO ATTACH. PROVIDE THE MANUFACTURER'S APPROVED BRACKET WITH FURRING CHANNEL TO (E) CEILING FRAMING. (11/A3.3)
- 3 (E) AIR SUPPLY & RETURN GRILLE - REMOVE AND REINSTALL (6/8/A3.3)
- 4 (E) CEILING MOUNTED SMOKE DETECTOR. REINSTALL AFTER CONSTRUCTION IS FINISHED.
- 5 (E) CEILING MOUNTED HEAT DETECTOR. REINSTALL AFTER CONSTRUCTION IS FINISHED.
- 6 (E) CEILING MOUNTED FIRE ALARM WITH COVER
- 7 (E) CEILING MOUNTED ACCESS DOOR & SUPPORT FRAMING (9/A3.3)
- 8 NOT USED.
- 9 (E) RECESSED CEILING MOUNT SPEAKER. PROVIDE FIRE RATED HOUSING OR COVER.
- 10 (E) CEILING MOUNT EXIT SIGN - REMOVE AND REINSTALL. EXTEND CONDUIT WHEN THICKNESS OF CEILING FINISH CHANGED.
- 11 (E) CURTAIN TRACK - REMOVE AND REINSTALL AT (E) SUPPORT
- 12 (E) GRILLE FOR EXHAUST FAN. REINSTALL AT (E) SUPPORT.

NOTES:

1. PROVIDE FIRESTOP ASSEMBLY AT NEW AND EXISTING PENETRATIONS.
2. PAINT CEILING ACROSS ENTIRE ROOM OR TO NATURAL BREAK POINT.
3. REINSTALL (E) CEILING ACCESS PANELS TO ORIGINAL LOCATION AT EXISTING FRAME. PROVIDE (N) FRAMING AT THE CORRIDOR.
4. ALL CEILING AND WALL-MOUNTED FIXTURES AND CONDUIT 12" FROM THE CEILING IN THE WORK AREA SHALL BE REMOVED, PROTECTED, AND REINSTALLED.
5. WHEN DISCONNECTION OF FIRE PROTECTION SYSTEM AND UTILITY SERVICE IS REQUIRED, INFORM DATE AND PERIOD TO FACILITY MANAGER AND PROJECT ARCHITECT IN ADVANCE.
6. FIELD VERIFY ALL UTILITY AND FIRE PROTECTION SYSTEMS ARE WORKING PROPERLY BEFORE BEGINNING OF PROJECT. NOTIFY THE FACILITY MANAGER AND PROJECT ARCHITECT IF ANY SYSTEM DOES NOT FUNCTION.



S.N.F. BUILDING KEYPLAN



State of California
Department of General Services
Real Estate Services Division

DGS

Project Management Branch
707 Third Street, Suite 3-305
Sacramento, California 95605
Project Director:
(916) 443-9548 (Phone)
(916) 376-1677 (Fax)
www.dgs.ca.gov

Approval of this plan does not constitute approval of any omission or deviation from applicable regulations. Final approval is subject to field inspection. One set of approved plans shall be available on the project site at all times.

APR 19 2022

OFFICE OF THE STATE FIRE MARSHAL
AFFIDAVIT OF APPROVAL - RESIDENTIAL ONLY
Reviewed by: [Signature]
Joaquin Chavez, DEPT III



JCCA J.C. CHANG & ASSOCIATES, INC.
ENGINEERS • ARCHITECTS • PLANNERS
180 VAN NESS AVENUE, SUITE 208
TORRANCE, CALIFORNIA 90501 PH: (310) 212-8844
FAX: (310) 212-8572

JCCA #17038-1

Issue: 16-S-1084-C-P1

No.	Date	Description
-	11/01/21	FINAL DRAWINGS V1
-	3/2/22	FINAL DRAWINGS V2

Project
DSH-METROPOLITAN SNF BLDG RE-ROOF LEAK DAMAGE REPAIR PROJECT

11401 Bloomfield Ave.
Norwalk, CA. 90650
Los Angeles County

DGS PROJECT # DGS00000142412C
SFM FAC #19-19-43-0002

Supervisor	Designed	Drawn	Checked
MJK		V.L.	MJK

File Date: - Vault File Number: -

Sheet Title
UNIT 420 CEILING PLAN

DSA Building Number	Work Order
-	-

Reference North	Sheet Scale
	AS SHOWN
	Sheet Number
	A2.5

DOOR LEGEND:

SEE 6/A3.2 FOR DOOR TYPES

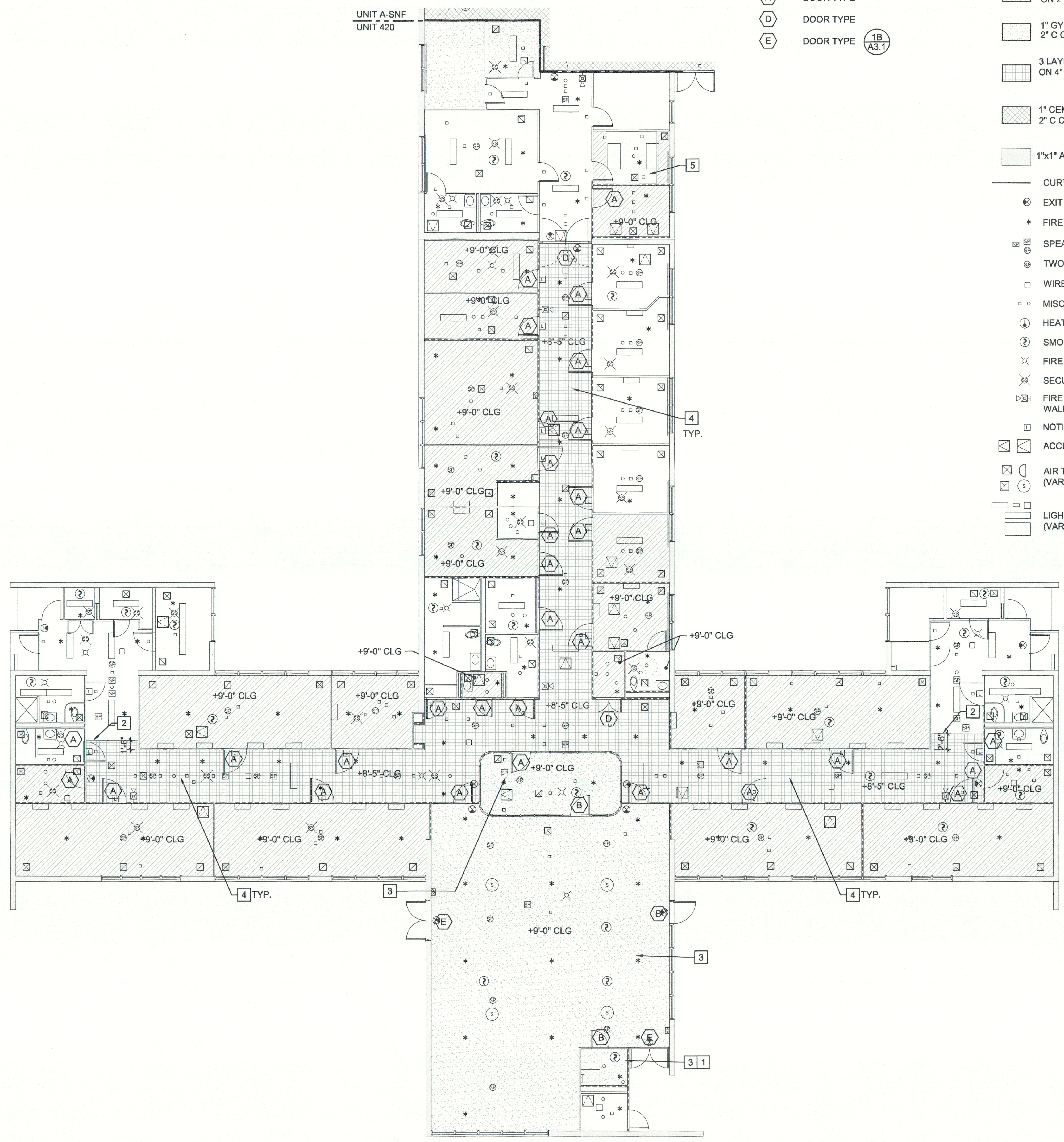
- (A) DOOR TYPE
- (D) DOOR TYPE
- (E) DOOR TYPE (1B/A3.1)

CEILING LEGEND:

- 1 LAYER OF 5/8" TYPE C GYPSUM BOARD ON 2" C CHANNEL AND 7/8" HAT CHANNEL (4&5/A3.2)
- 1" GYPSUM PLASTER ON METAL LATH 2" C CHANNEL AND 3/4" C CHANNEL (2&3/A3.2)
- 3 LAYERS OF 5/8" TYPE 'X' GYPSUM BOARD ON 4" METAL CEILING JOIST (3A/A3.1, 3B/A3.1)
- 1" CEMENT PLASTER ON METAL LATH 2" C CHANNEL AND 3/4" C CHANNEL (2&3/A3.2)
- 1"x1" ADHERED ACOUSTIC TILES ON CEILING FINISH
- CURTAIN TRACK ON CEILING
- EXIT SIGN
- FIRE SPRINKLER
- SPEAKER
- TWO WAY SPEAKER
- WIRELESS ACCESS POINTS
- MISC. MEP DEVICES
- HEAT DETECTOR
- SMOKE DETECTOR
- FIRE ALARM STROBE
- SECURITY STROBE
- FIRE ALARM CHIME STROBE WALL MOUNTED
- NOTIFICATION/CALL LIGHT
- ACCESS PANEL
- AIR TERMINALS (VARIOUS TYPES & SIZE)
- LIGHTING FIXTURES (VARIOUS TYPES & SIZE)

WALL LEGEND:

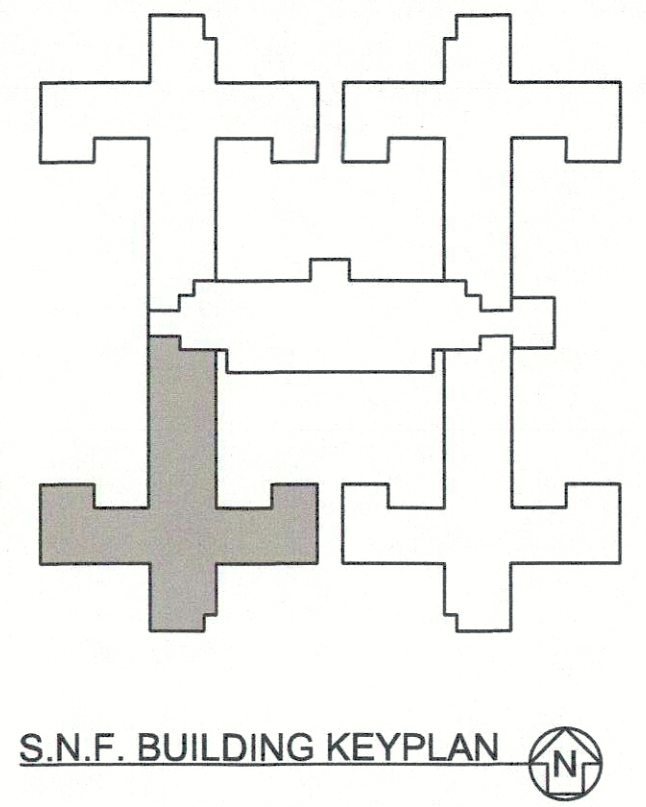
- 8" CONCRETE WALL (5/A3.1)
- 2-1/2" SOLID PLASTER WALL (4A/A3.1, 4B/A3.1)
- 4" PLASTER ON METAL STUD



UNIT 420 - CEILING FINISH PLAN
 SCALE: 0 4 8 FEET 16
 1/8" = 1'-0"

NEW WORK KEYNOTES:

- (E) - EXISTING
- (N) - NEW
- 1 PAINT CEILING FINISH. PROVIDE PRIMER SUITABLE FOR SUBSTRATE AND MIN. 3 COATS OF PAINT. VOC CONTENT SHALL BE ZERO OR NO MORE THAN 50 G/L. COLOR SELECTED BY FACILITY MANAGER FROM THE MANUFACTURER'S FULL SELECTION.
- 2 SOFFIT. (11/A3.3)
- 3 REMOVE WATER DAMAGED METAL LATH. (E) CEILING SUPPORT TO REMAIN AND PROTECT. PROVIDE PLASTER TO MATCH (E) MATERIAL AND THICKNESS. (2&3/A3.2)
- 4 PROVIDE FIRESTOP SEALANT TO ALL PENETRATION. (HILTI CP 606, FS-ONE MAX, OR UL CERTIFIED APPROVED EQUAL)
- 5 SCREW (N) DRYWALL TO CHANNELS ALL SIDES. PROVIDE FRAMING UNDERNEATH IF NEEDED. SEAL JOINTS WITH COMPOUND AND REINFORCED TAPE. LEVEL 5 FOR EXPOSED FINISH. LEVEL 4 OR 3 FOR ACOUSTIC TILE CEILING. (4&5/A3.2)



DSA STAMP

State of California
 Department of General Services
 Real Estate Services Division
DGS
Project Management Branch
 707 Third Street, Suite 3-305
 Sacramento, California 95605
 Project Director:
 (916) 443-9548 (Phone)
 (916) 376-1677 (Fax)
 www.dgs.ca.gov

Approval of this plan does not constitute an endorsement or approval of any design or construction by the State of California. The contractor shall be responsible for obtaining all necessary permits and for compliance with all applicable laws, rules, and regulations. Final approval is subject to field inspection. One set of approved plans shall be available on the project site at all times.
 APR 19 2022
 OFFICE OF THE STATE FIRE MARSHAL
 APPROVED FOR FIRE MARSHAL ONLY
 Reviewed by: JASON D. USFM III

REGISTERED ARCHITECT
 J.C. CHANG & ASSOCIATES, INC.
 No. C-37614
 Exp. 1/31/23
 STATE OF CALIFORNIA

JCCA J.C. CHANG & ASSOCIATES, INC.
 ENGINEERS • ARCHITECTS • PLANNERS
 265 VAN NESS AVENUE, SUITE 200 PH 916 212-2144
 TORRANCE, CALIFORNIA 90501 FAX (916) 212-2272

JCCA #17038-1

No.	Date	Description
-	11/01/21	FINAL DRAWINGS V1
-	3/2/22	FINAL DRAWINGS V2

No.	Date	Description
-	11/01/21	FINAL DRAWINGS V1
-	3/2/22	FINAL DRAWINGS V2

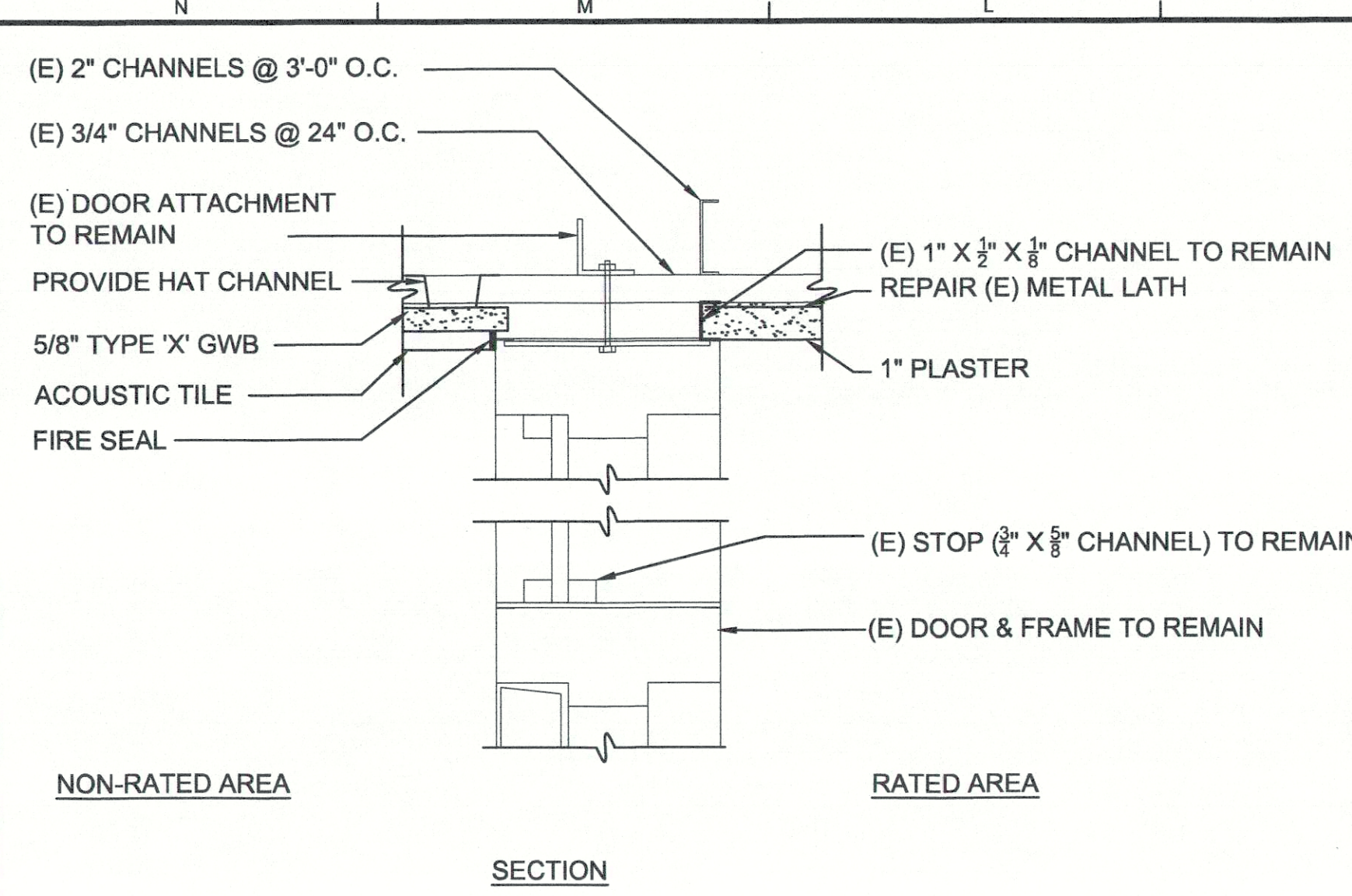
Project
**DSH-METROPOLITAN
 SNF BLDG
 RE-ROOF LEAK
 DAMAGE REPAIR
 PROJECT**
 11401 Bloomfield Ave.
 Norwalk, CA. 90650
 Los Angeles County
 DGS PROJECT # DGS00000142412C
 SFM FAC #19-19-43-0002

Supervisor	Designed	Drawn	Checked
MJK		V.L.	MJK

Sheet Title
**UNIT 420
 CEILING FINISH PLAN**

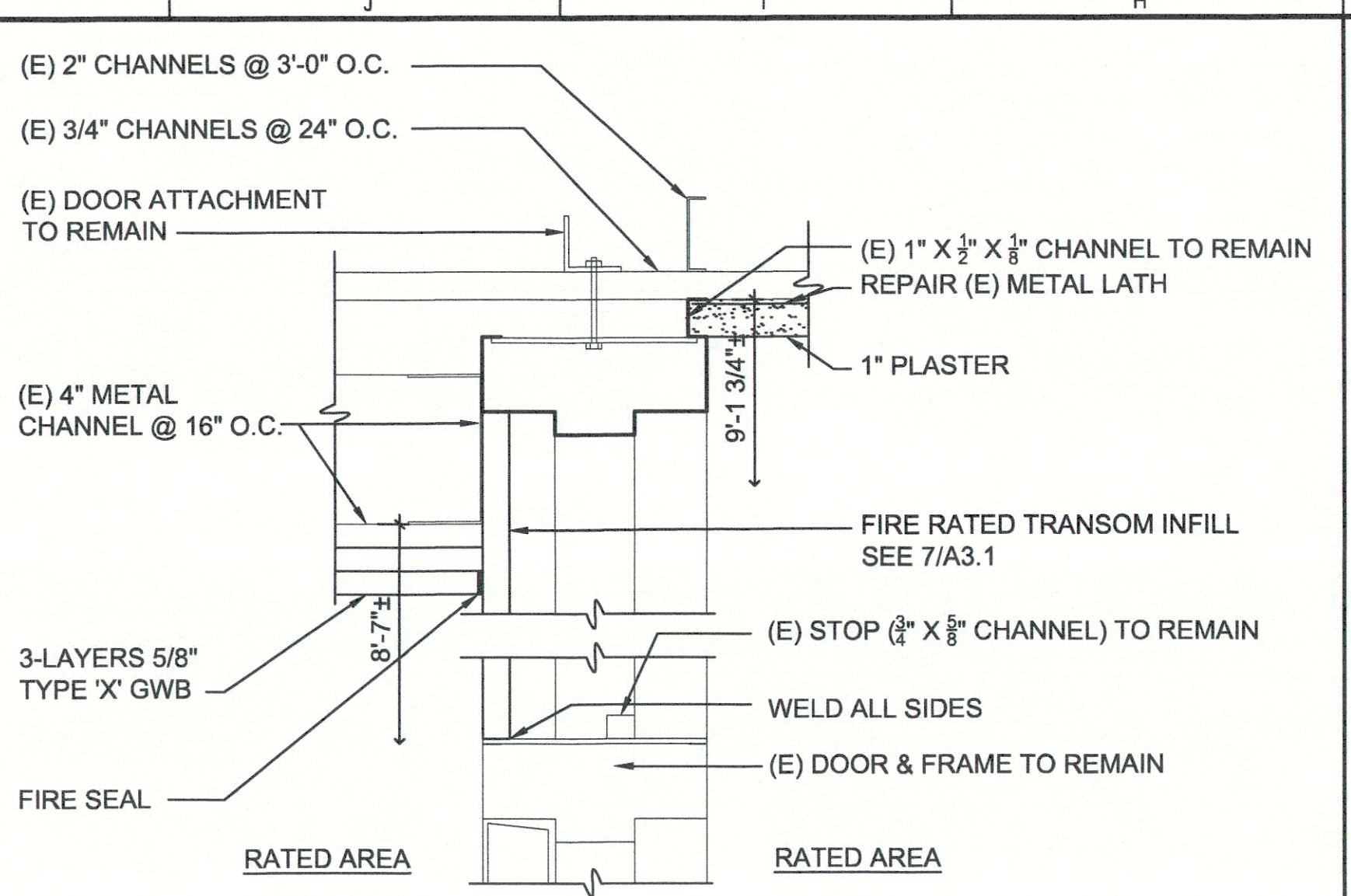
Reference North	Sheet Scale
	AS SHOWN

Sheet Number
A2.5.1



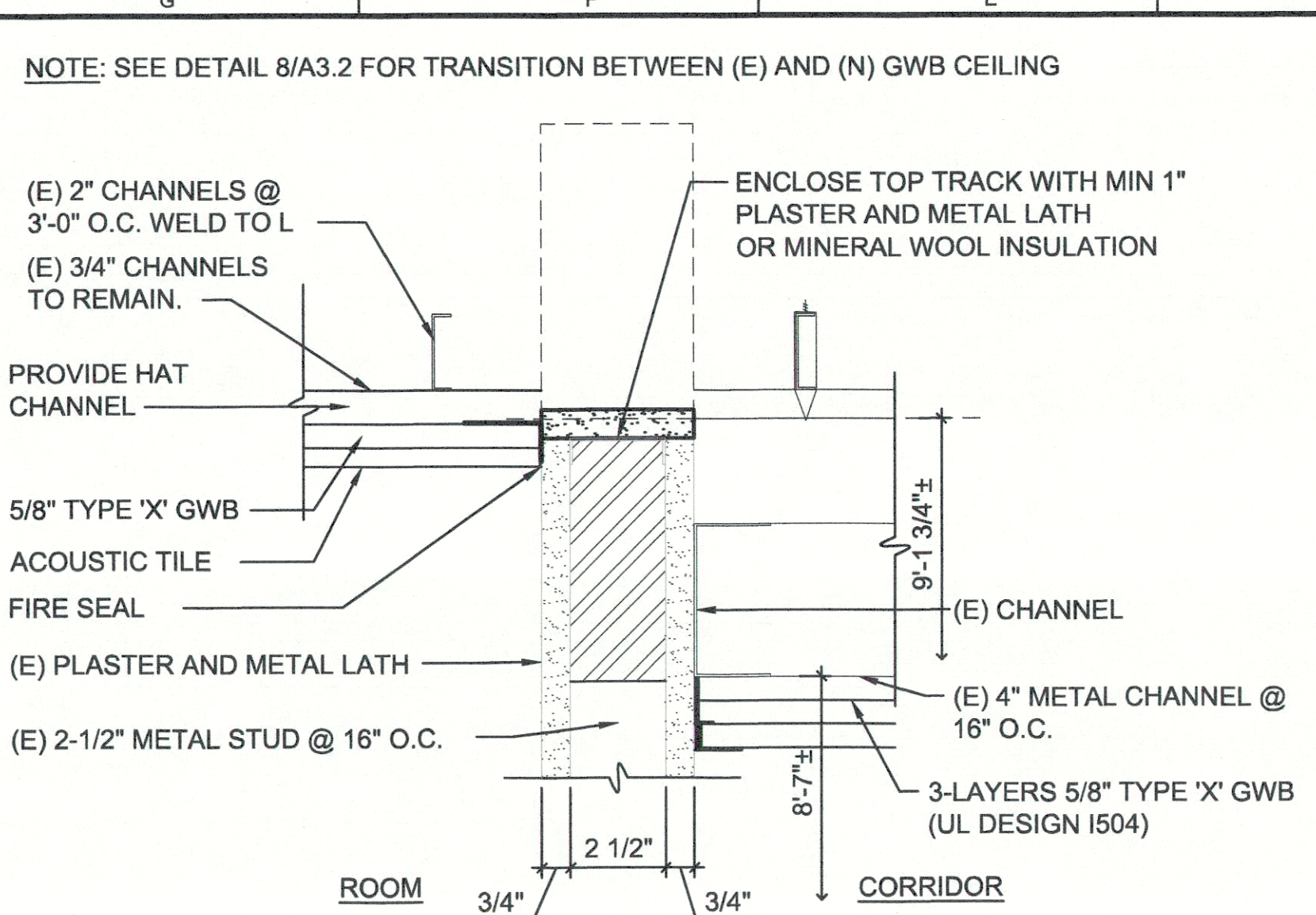
1A (E) DOOR FRAME & CEILING - FINISH

A3.1 SCALE: 0 1 2 4 INCHES 8
3" = 1'-0"



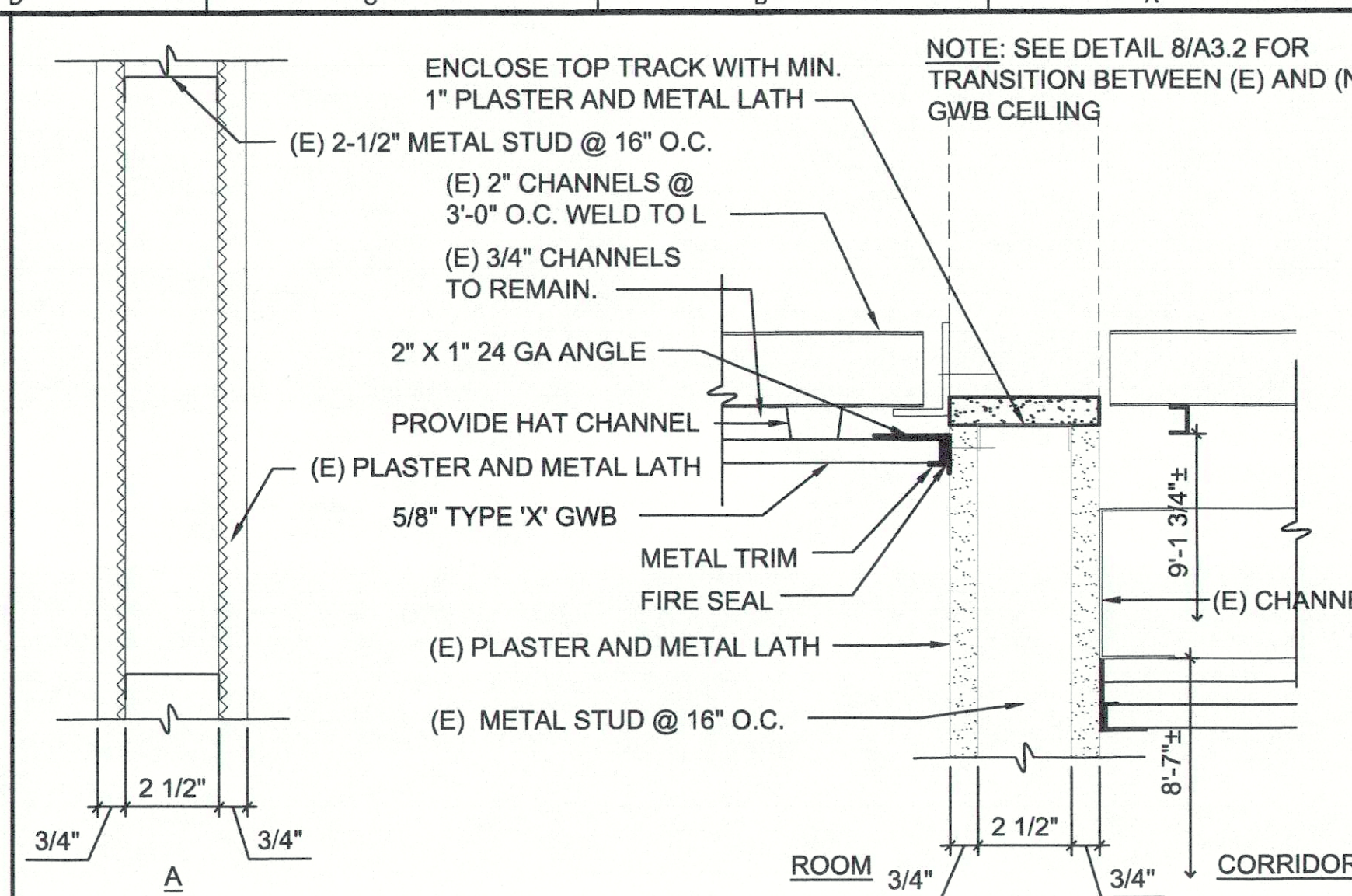
1B (E) DR FRAME & CLG - TRANSOM INFILL

A3.1 SCALE: 0 1 2 4 INCHES 8
3" = 1'-0"



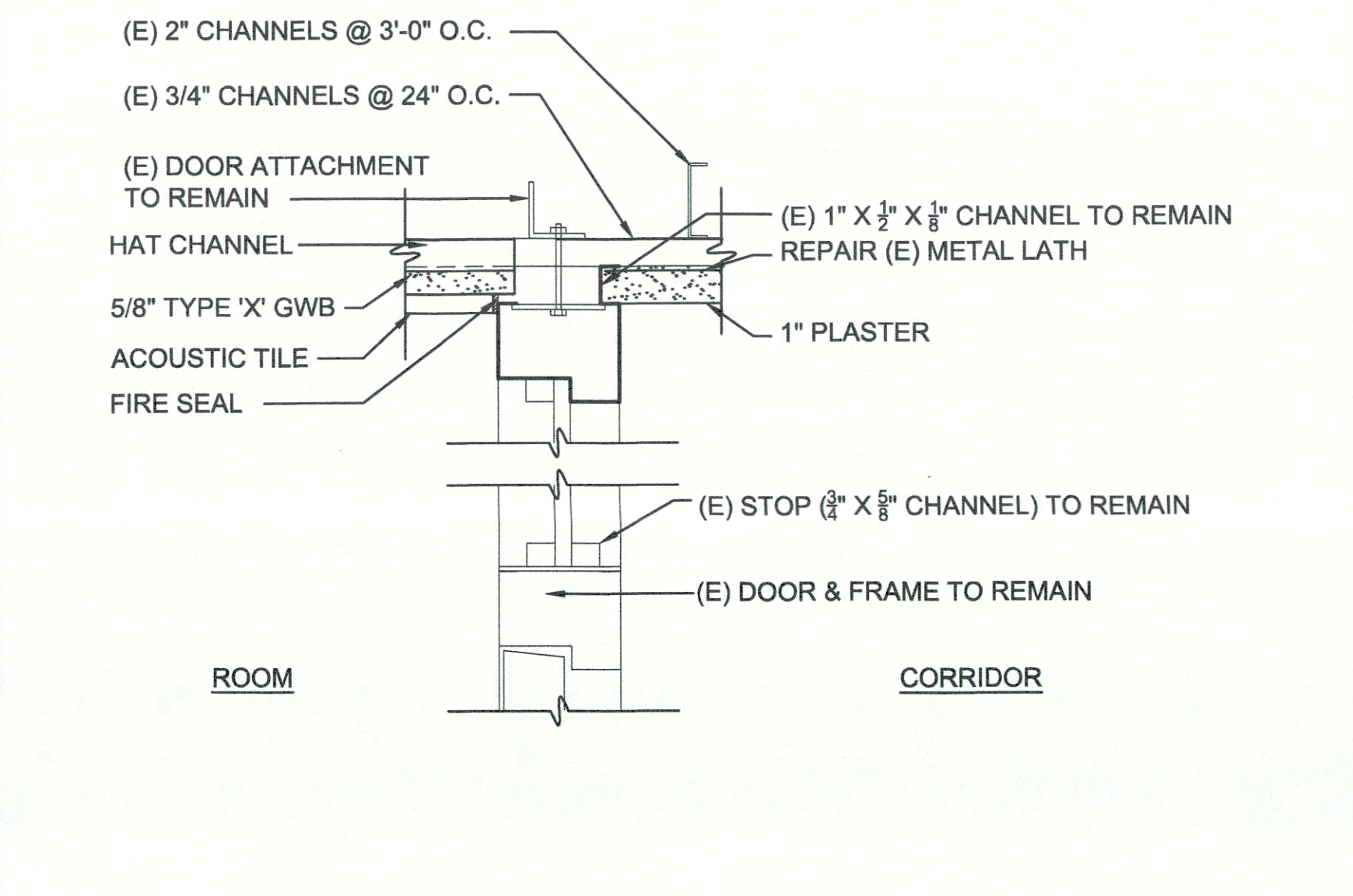
3A (E) WALL & CEILING DETAIL

A3.1 SCALE: 0 1 2 4 INCHES 8
3" = 1'-0"



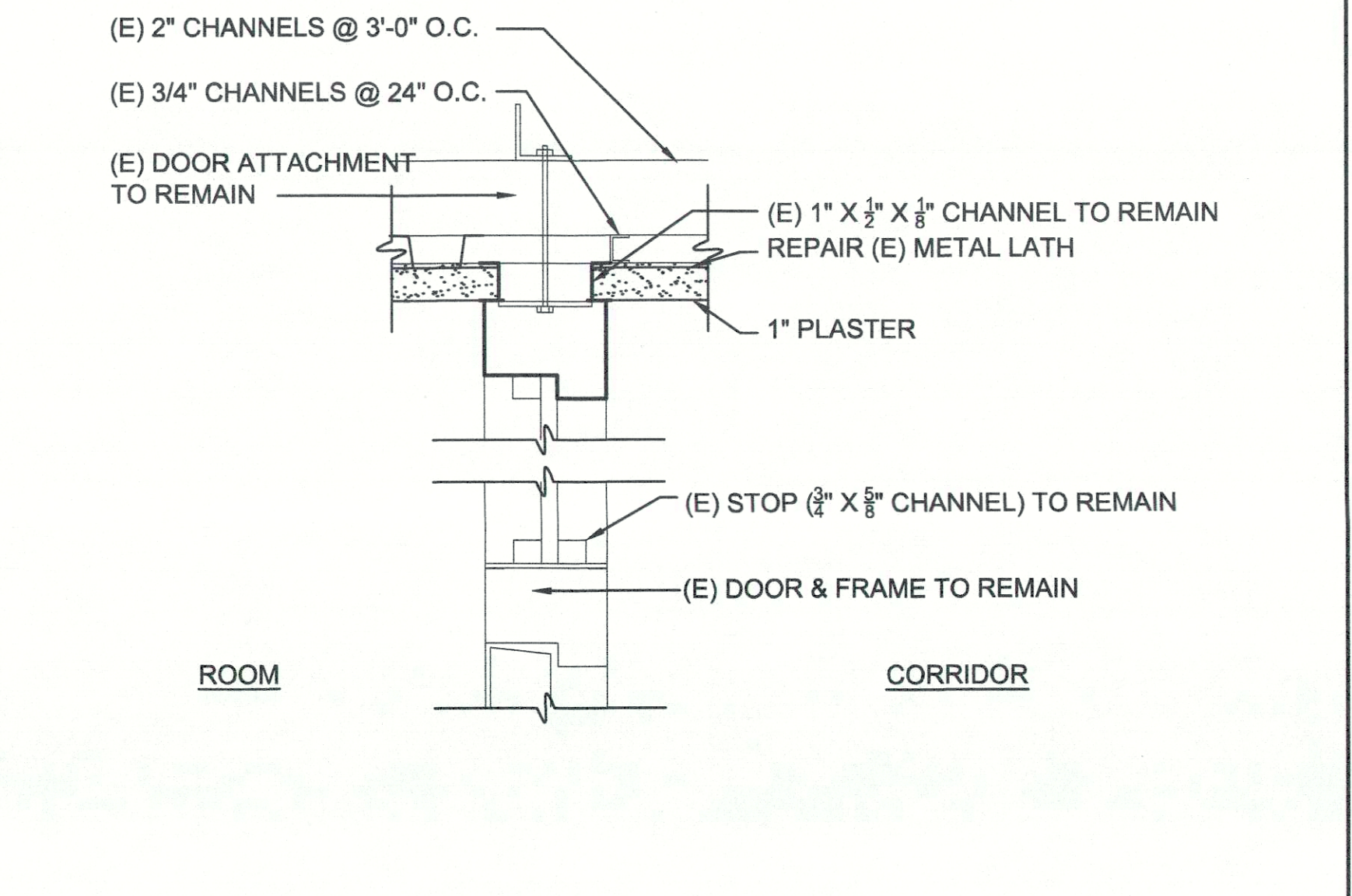
3B (E) WALL & CEILING DETAIL

A3.1 SCALE: 0 1 2 4 INCHES 8
3" = 1'-0"



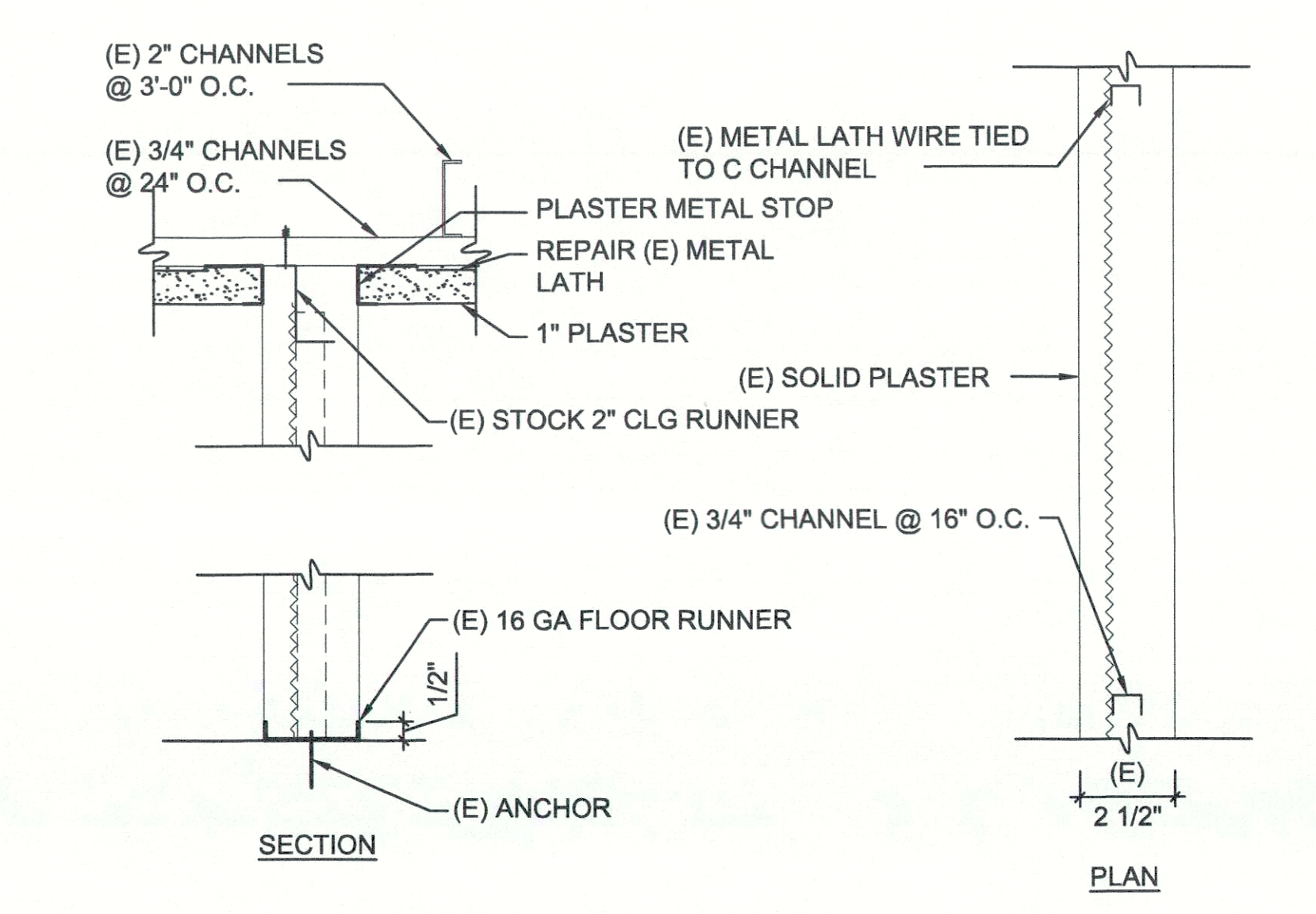
2A (E) DOOR FRAME & CEILING

A3.1 SCALE: 0 1 2 4 INCHES 8
3" = 1'-0"



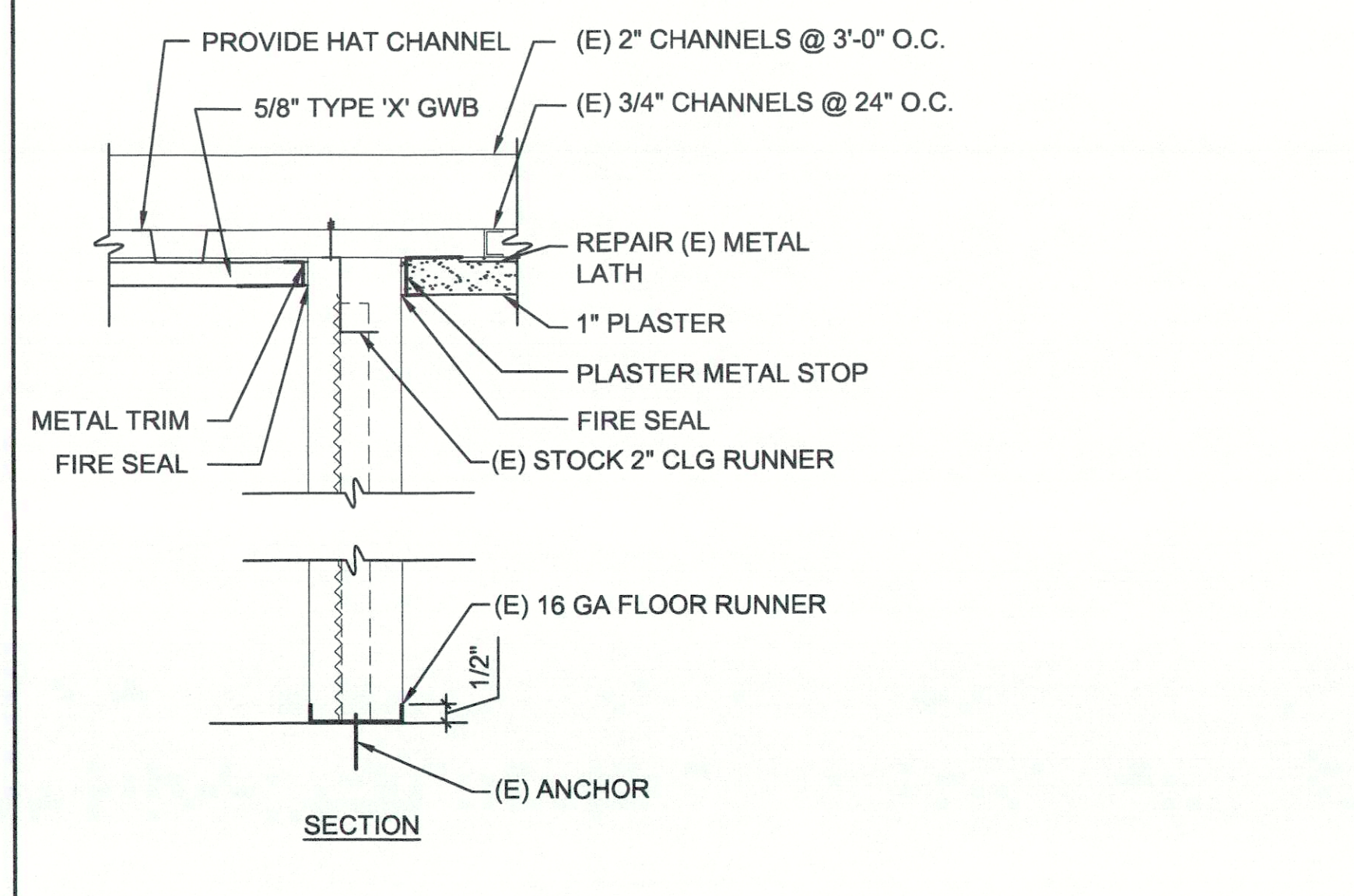
2B (E) DOOR FRAME & CEILING

A3.1 SCALE: 0 1 2 4 INCHES 8
3" = 1'-0"



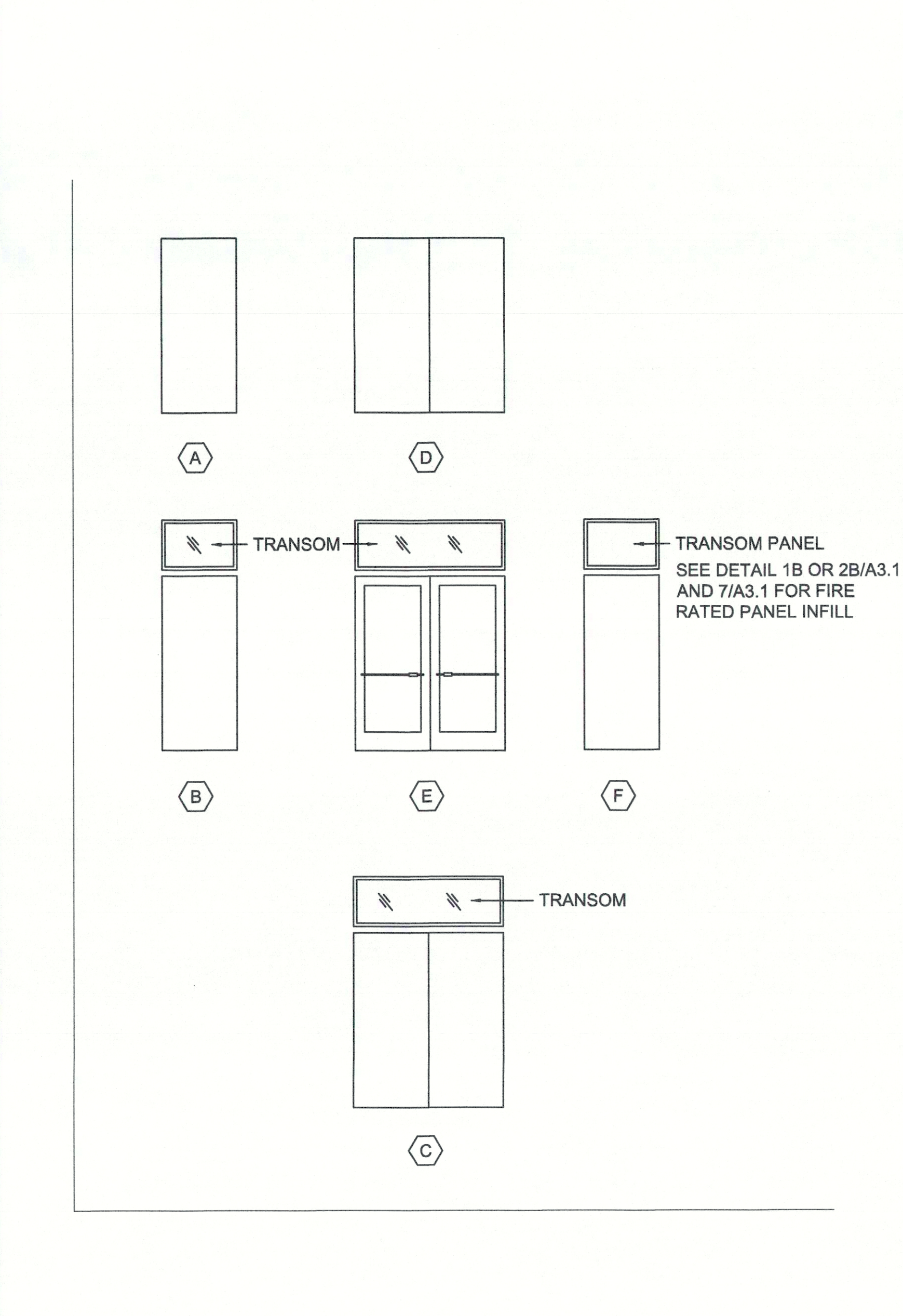
4A (E) WALL - SOLID PLASTER

A3.1 SCALE: 0 1 2 4 INCHES 8
3" = 1'-0"



4B (E) WALL - SOLID PLASTER

A3.1 SCALE: 0 1 2 4 INCHES 8
3" = 1'-0"



6 (E) DOOR TYPE

A3.1 SCALE: 0 1 2 3 FEET 4
1/2" = 1'-0"

1. PROVIDE MIN 16GA GALV. STEEL TRANSOM PANEL WITH 1/2" COMPOSITE CORE WELDED TO CONTINUOUS AND GUIDE CHANNEL. (BASE OF DESIGN: 90 MIN TRANSOM BY CURRIES, ASSA ABLOY)

2. CONSTRUCTION OF STEEL TRANSOM PANEL IN COMPLIANT OF UL SUBJECT 63

6.6.7 THE FIXED TRANSOM PANEL SHALL NOT EXCEED 32 INCHES IN HEIGHT AND SHALL BE CONSTRUCTED OF STEEL NOT LIGHTER THAN NO. 20 NOR HEAVIER THAN NO. 16 GAGE ADHERED TO AND COMPLETELY COVERING BOTH FACES OF A SINGLE PIECE OF HIGH TEMPERATURE MILLBOARD (EQUIVALENT TO 3/8" THICK ASBESTOS MILLBOARD) HAVING A FIRE-HAZARD CLASSIFICATION OF FLAME SPREAD, 0; FUEL CONTRIBUTED, 0; SMOKE DEVELOPED, 0; AS DETERMINED BY THE TESTS FOR SURFACE BURNING CHARACTERISTICS OF BUILDING MATERIALS, UL 723.

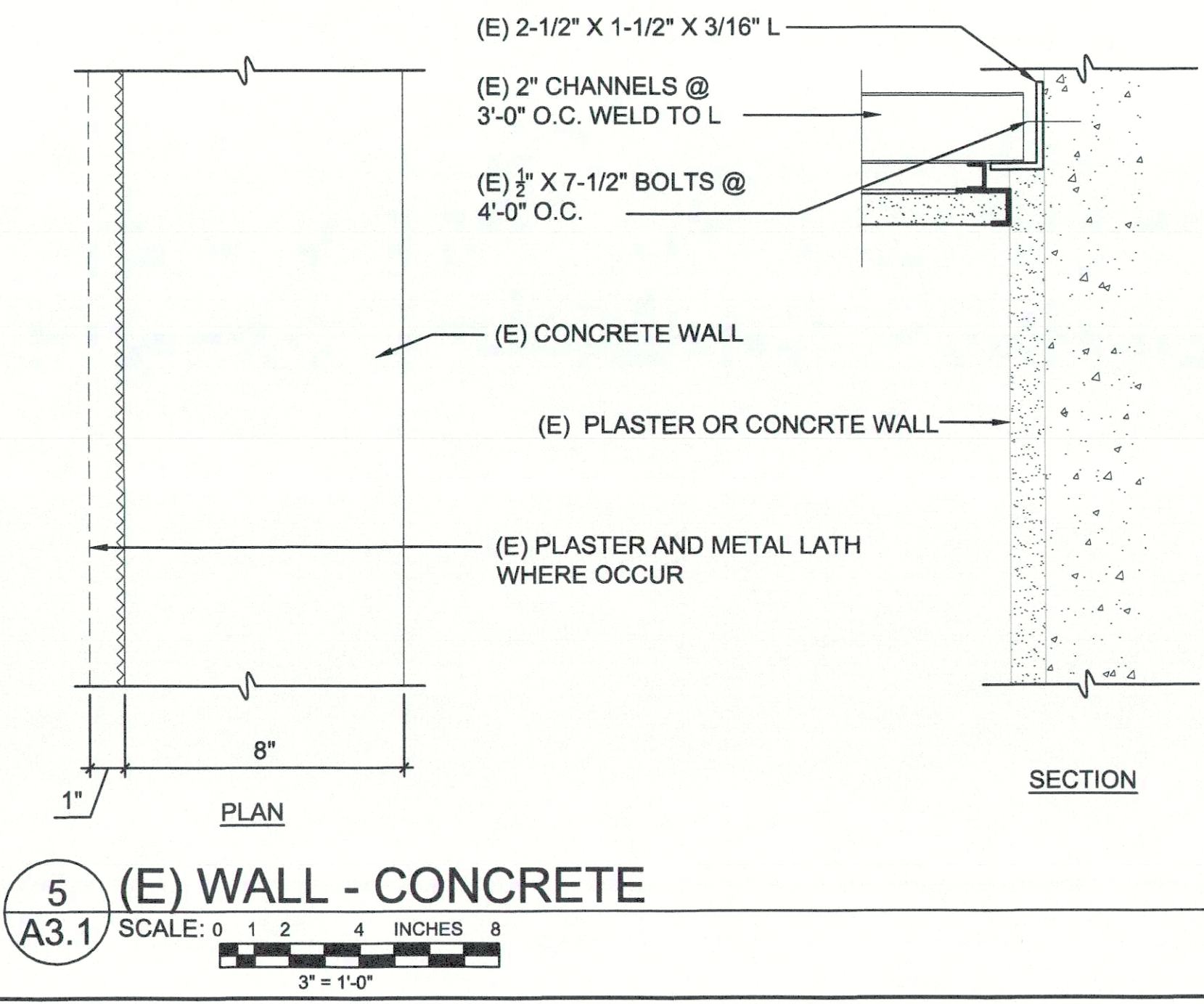
6.6.8 THE ADHESIVE USED SHALL BE SODIUM SILICATE, OR EQUIVALENT, APPLIED AT A PRESSURE OF NOT LESS THAN 10 POUNDS PER SQUARE FOOT.

3. MAXIMUM WIDTH OF PANEL FOR SINGLE DOOR IS 4'-0". MAX. WIDTH OF PANEL FOR DOUBLE DOOR IS 8'-0".

4. PROVIDE A LABEL 'FIRE DOOR FRAME WITH PANELS'

7 TRANSOM PANEL REQUIREMENT

A3.1 SCALE: 0 1 2 4 INCHES 8
3" = 1'-0"



5 (E) WALL - CONCRETE

A3.1 SCALE: 0 1 2 4 INCHES 8
3" = 1'-0"

DSA STAMP

State of California
Department of General Services
Real Estate Services Division

DGS

Project Management Branch
707 Third Street, Suite 3-305
Sacramento, California 95605
Project Director:
(916) 443-9848 (Phone)
(916) 376-1677 (Fax)
www.dgs.ca.gov

Approval of this plan does not constitute approval of any construction or deviation from the approved plan. Final approval is subject to field inspection. One set of approved plans shall be available on the project site at all times.

APR 19 2022

OFFICE OF THE STATE FIRE MARSHAL
APPROVED FIRE AND PLUMBING ONLY
Reviewed by: [Signature]

REGISTERED ARCHITECT
J.C. CHANG & ASSOCIATES, INC.
No. C-37614
Exp. 1/31/23
STATE OF CALIFORNIA

JCCA J.C. CHANG & ASSOCIATES, INC.
ENGINEERS • ARCHITECTS • PLANNERS
280 VAN NESS AVENUE, SUITE 208
TORRANCE, CALIFORNIA 90501 PH (310) 212-9544
FAX (310) 212-8272

JCCA #17038-1

Issue: 18-S-1084-C-PI

No.	Date	Description
-	11/01/21	FINAL DRAWINGS V1
-	3/2/22	FINAL DRAWINGS V2

Project
**DSH-METROPOLITAN
SNF BLDG
RE-ROOF LEAK
DAMAGE REPAIR
PROJECT**

11401 Bloomfield Ave.
Norwalk, CA. 90650
Los Angeles County

DGS PROJECT # DGS00000142412C
SFM FAC #19-19-43-0002

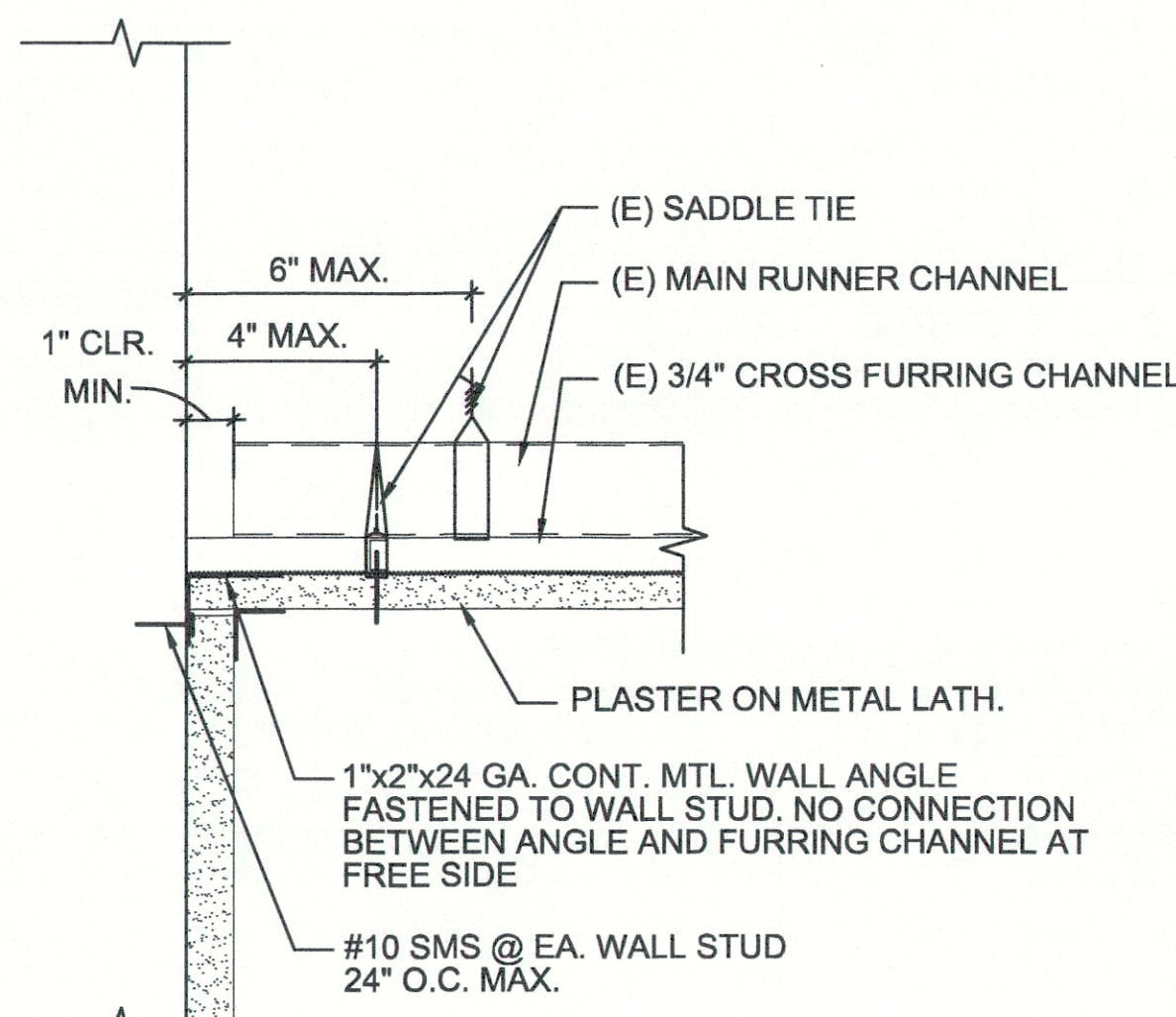
Supervisor	Designed	Drawn	Checked
MJK			MJK

File Date: - Vault File Number: -

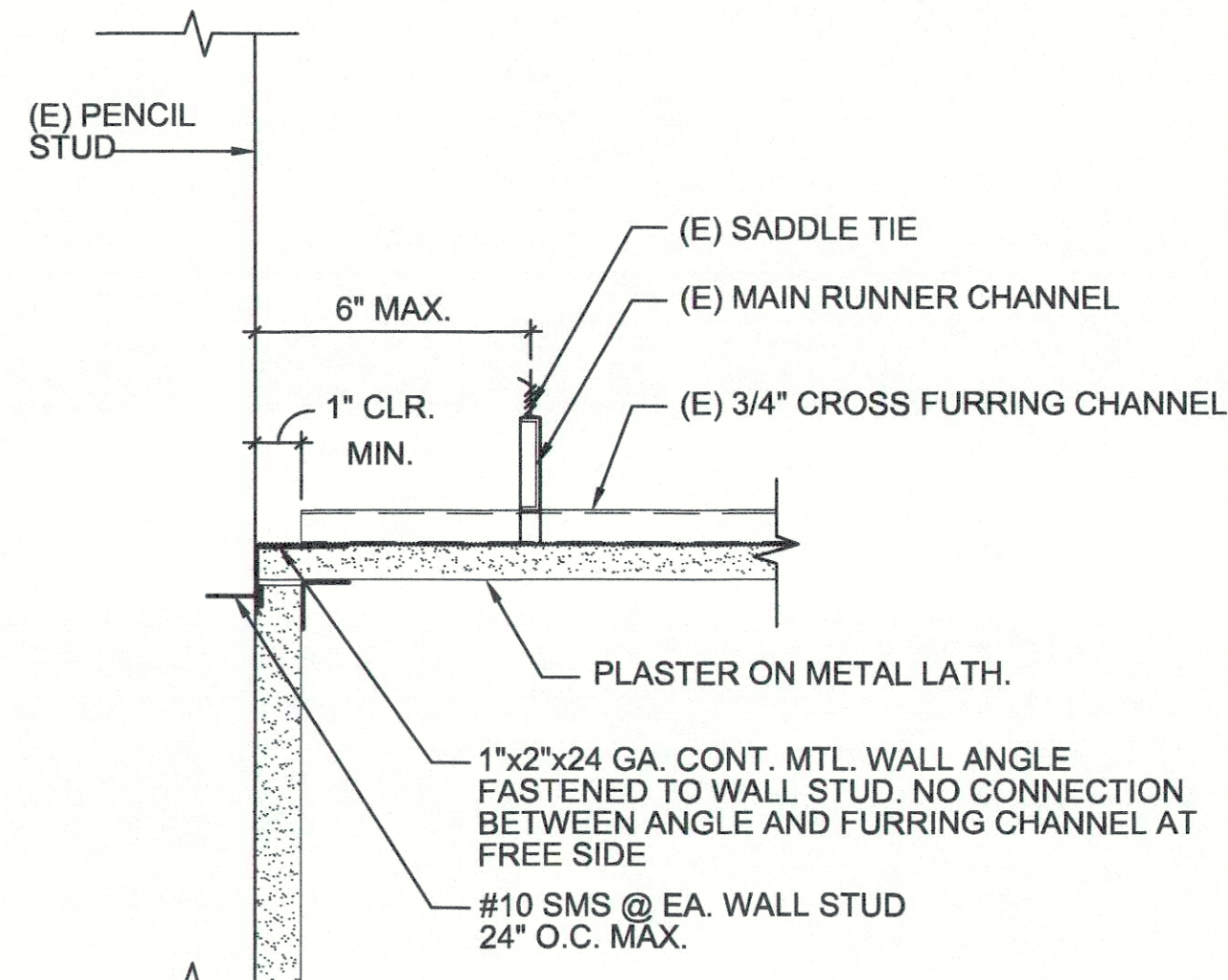
Sheet Title
DETAILS

Reference North	Sheet Scale
[North Arrow]	AS SHOWN

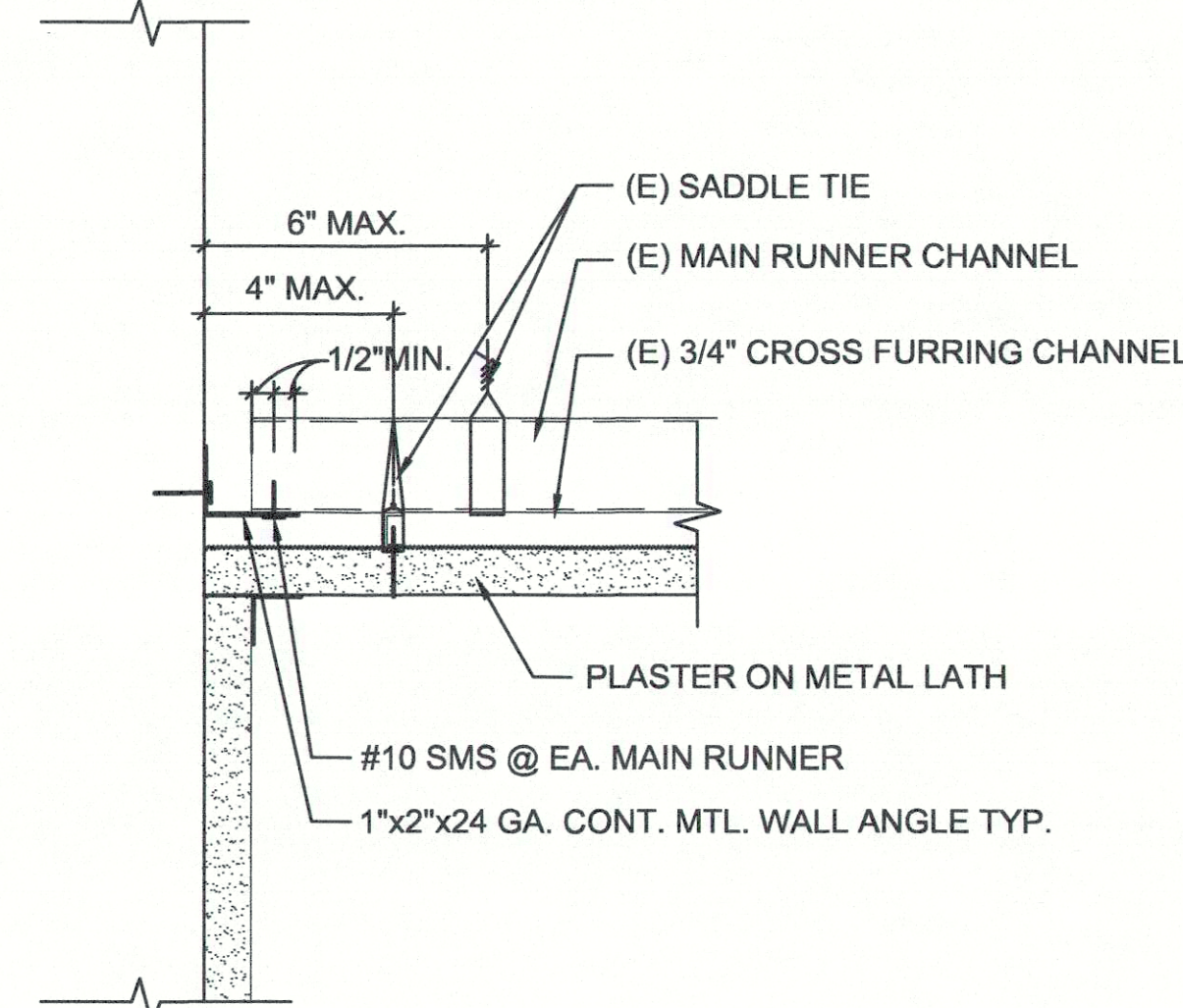
Sheet Number
A3.1



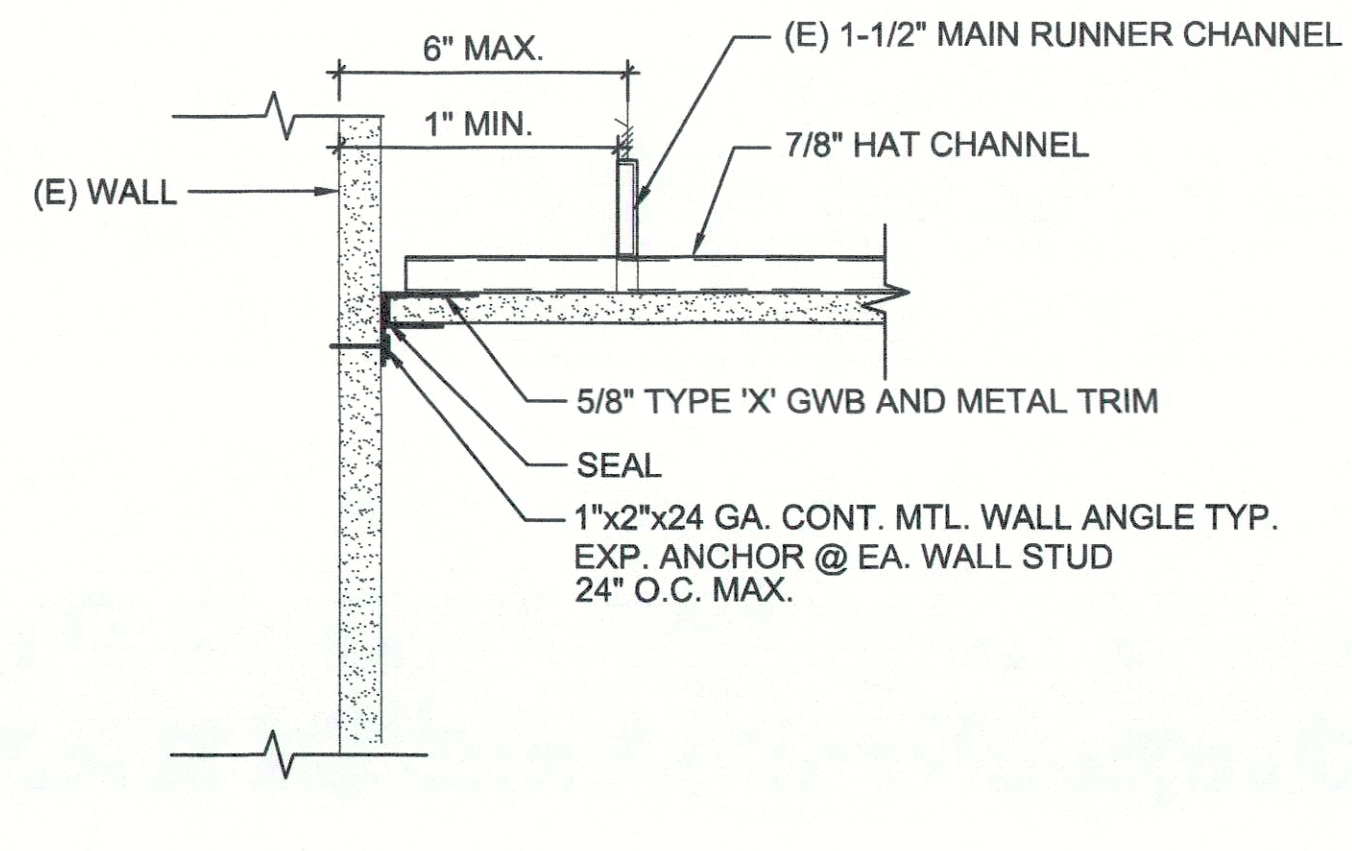
2 CEILING PERIMETER @ FREE JOINT
 A3.2 SCALE: 0 1 2 4 INCHES 8
 3" = 1'-0"



3 PLASTER CEILING PERIMETER @ ATTACHED JOINT
 A3.2 SCALE: 0 1 2 4 INCHES 8
 3" = 1'-0"



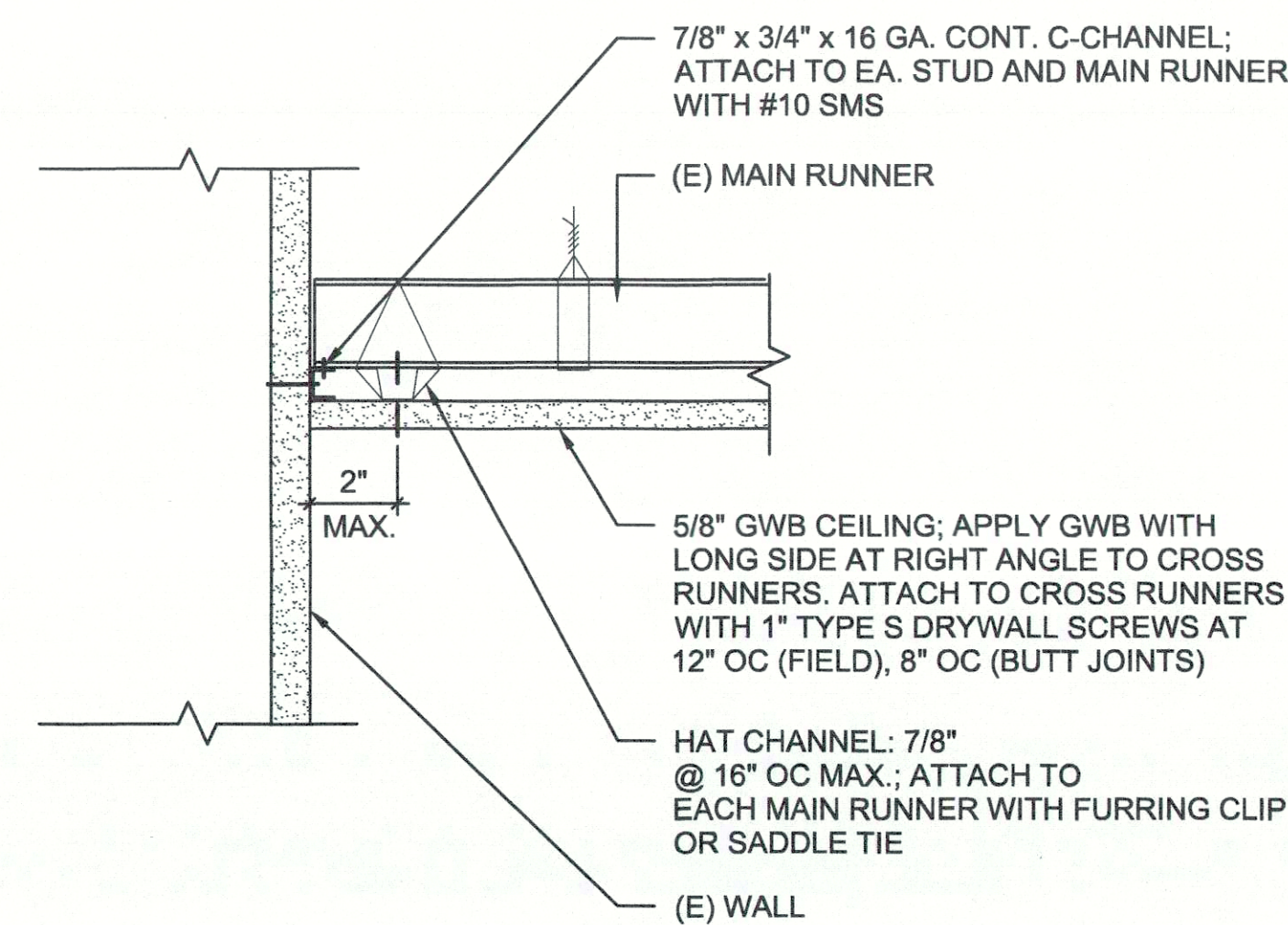
4 SUSPENDED GWB CEILING @ FREE JOINT
 A3.2 SCALE: 0 1 2 4 INCHES 8
 3" = 1'-0"



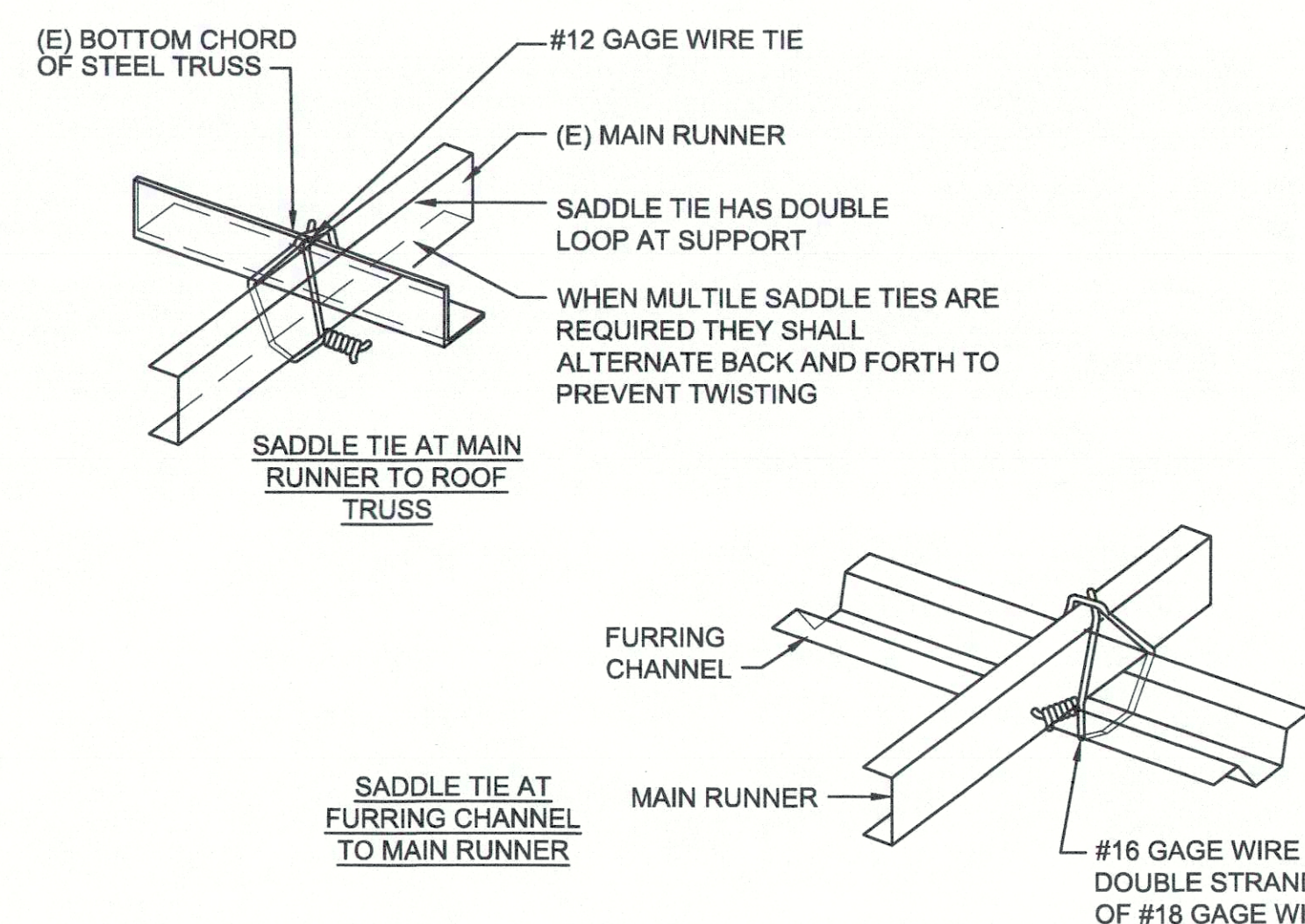
5 SUSPENDED GWB CEILING @ ATTACHED JOINT
 A3.2 SCALE: 0 1 2 4 INCHES 8
 3" = 1'-0"

- SUSPENSION SYSTEM COMPONENTS SHALL COMPLY WITH ASTM C754:
 - FURRING CHANNEL SHALL CONSIST OF MIN. 25 GAGE 7/8" (HAT) FURRING CHANNELS (087F125-18) AT 2'-0" OC MAX. FURRING CHANNELS SHALL BE SADDLE TIED TO MAIN RUNNERS WITH 16 GAGE TIE WIRE OR A DOUBLE STRAND OF 18 GAGE TIE WIRE
 - FURRING CHANNELS SHALL BE SPLICED BY LAPPING IN ACCORDANCE WITH DETAIL 4/A3.2.
- SUSPENSION SYSTEM INSTALLATION SHALL COMPLY WITH ASTM C754:
 - CEILING GRID MEMBERS SHALL BE ATTACHED TO TWO (2) ADJACENT WALLS. MAIN RUNNERS AND FURRING CHANNEL SHALL BE AT LEAST 1 INCH CLEAR OF OTHER WALL. IF WALLS RUN DIAGONAL TO THE CEILING GRID SYSTEM RUNNERS, ONE END OF MAIN RUNNER AND FURRING SHOULD BE FREE WITH STANDARD CLEARANCES.
- LATERAL FORCE BRACING:
 - EXCEPTION: LATERAL FORCE BRACING MAY BE OMITTED FOR SUSPENDED ACOUSTICAL CEILING SYSTEMS WITH A CEILING AREA OF 144 SQ. FT. OR LESS, WHEN PERIMETER SUPPORT ARE PROVIDED AND PERIMETER WALLS ARE DESIGNED TO CARRY THE CEILING LATERAL FORCES.
- CEILING FIXTURES, TERMINALS, AND DEVICES:
 - ALL FIXTURES SHALL BE SUPPORTED DIRECTLY BY MAIN RUNNERS OR BY SUPPLEMENTAL FRAMING WHICH IS SUPPORTED BY MAIN RUNNERS AND POSITIVELY ATTACHED WITH SCREWS OR OTHER APPROVED CONNECTORS.
 - SURFACE MOUNTED FIXTURES SHALL BE ATTACHED TO A MAIN RUNNER WITH A POSITIVE CLAMPING DEVICE MADE OF MATERIAL WITH A MINIMUM OF 14 GAGE. ROTATIONAL SPRING CLAMPS DO NOT COMPLY.
 - SMALL ACCESS PANELS FOR THE INSPECTION, ADJUSTMENT, OR REPAIR OF UTILITY SWITCHES, VALVES, SENSORS, ETC. MAY BE ALLOWED IF THE PANEL IS LESS THAN 300 SQUARE INCHES. SUCH PANELS SHALL ALSO HAVE A PERMANENT WARNING LABEL AS FOLLOWS:
 - WARNING: DO NOT CLIMB, WALK, OR CRAWL ON THE GYPSUM BOARD CEILING.
 - WARNING: DO NOT STORE OR STOW ANYTHING ON THE GYPSUM BOARD CEILING
 - ALL LIGHT FIXTURES WEIGHING LESS THAN OR EQUAL TO 10 LB. SHALL HAVE ONE NO. 12 GAUGE SAFETY WIRE CONNECTED FROM FIXTURE HOUSING TO STRUCTURE ABOVE. IT IS NOT NECESSARY FOR THESE SAFETY WIRES TO BE TAUT.
 - ALL FIXTURES WEIGHING GREATER THAN 10 LB BUT LESS THAN OR EQUAL TO 56 LB. SHALL HAVE TWO NO. 12 GAUGE SAFETY WIRE CONNECTED FROM FIXTURE HOUSING TO STRUCTURE ABOVE. IT IS NOT NECESSARY FOR THESE SAFETY WIRES TO BE TAUT.
 - ALL FIXTURES WEIGHING GREATER THAN 56 LB. SHALL BE SUPPORTED DIRECTLY FROM STRUCTURE ABOVE BY APPROVED HANGERS.
- GYPSUM BOARD INSTALLATION SHALL COMPLY WITH ASTM C840-11:
 - GYPSUM BOARD SHALL CONSIST OF SINGLE-PLY 5/8" THICK IN ACCORDANCE WITH ASTM C11-10a.
 - GYPSUM BOARD SHALL BE INSTALLED PERPENDICULAR TO FURRING WITH SCREWS AT 12" ON CENTER MAXIMUM, IN ACCORDANCE WITH ASTM C840-11.
 - GYPSUM BOARD SHALL BE ATTACHED TO FURRING/FRAMING WITH ASTM C1002-07 TYPE S (ASTM A568-11b GRADES 1018 TO 1022) SCREWS (NOT LESS THAN, NO. 6, WITH MAJOR DIAMETER NOT LESS THAN 0.136 IN).
- SUSPENDED PLASTER CEILINGS - 1" METAL LATH AND CEMENT PLASTER PROVIDE 2 HOUR FIRE RESISTIVE PERIODS OF CEILING PROTECTION FOR STEEL ROOF MEMBERS (UBC TABLE NO. 43-A)
- SUSPENDED GYPSUM BOARD CEILINGS - UL 1504

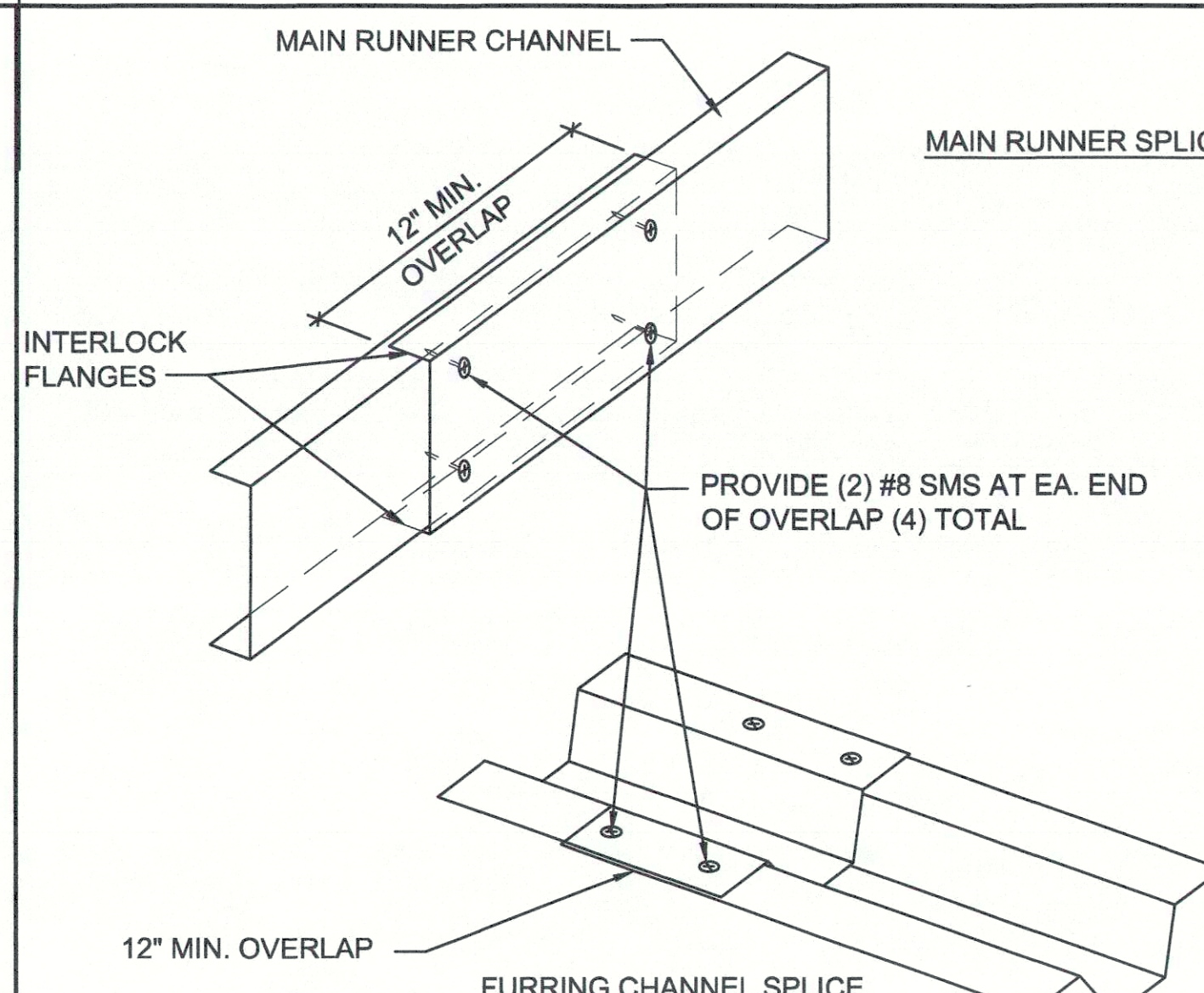
1 CEILING GENERAL NOTES
 A3.2 SCALE: 0 1 2 4 FEET 8
 1/4" = 1'-0"



6 SUSPENDED GWB CEILING
 A3.2 SCALE: NONE



7 SADDLE TIE DETAILS
 A3.2 SCALE: NONE



8 SPLICE DETAILS
 A3.2 SCALE: NONE

DSA STAMP

State of California
 Department of General Services
 Real Estate Services Division
DGS
 Project Management Branch
 707 Third Street, Suite 3-305
 Sacramento, California 95605
 Project Director:
 (916) 443-8848 (Phone)
 (916) 376-1677 (Fax)
 www.dgs.ca.gov

Approval of this plan does not authorize or guarantee any change or deviation from applicable regulations. Final approval is required from the jurisdiction. One set of approved plans shall be available on the project site at all times.
 APR 19 2022
 OFFICE OF THE STATE FIRE MARSHAL
 APPROVED FOR ARCHITECT ONLY
 Reviewed by: [Signature]

REGISTERED ARCHITECT
 J.C. CHANG & ASSOCIATES, INC.
 No. C-37614
 Exp. 1/31/23
 STATE OF CALIFORNIA

JCCA J.C. CHANG & ASSOCIATES, INC.
 ENGINEERS * ARCHITECTS * PLANNERS
 288 VAN NESS AVENUE, SUITE 208
 TORRANCE, CALIFORNIA 90501 PH (310) 212-7844
 FAX (310) 212-0272

JCCA #17038-1
 Issue: 18-S-1084-C-P1

No.	Date	Description
-	11/01/21	FINAL DRAWINGS V1
-	3/22/22	FINAL DRAWINGS V2

Project
**DSH-METROPOLITAN
 SNF BLDG
 RE-ROOF LEAK
 DAMAGE REPAIR
 PROJECT**
 11401 Bloomfield Ave.
 Norwalk, CA. 90650
 Los Angeles County

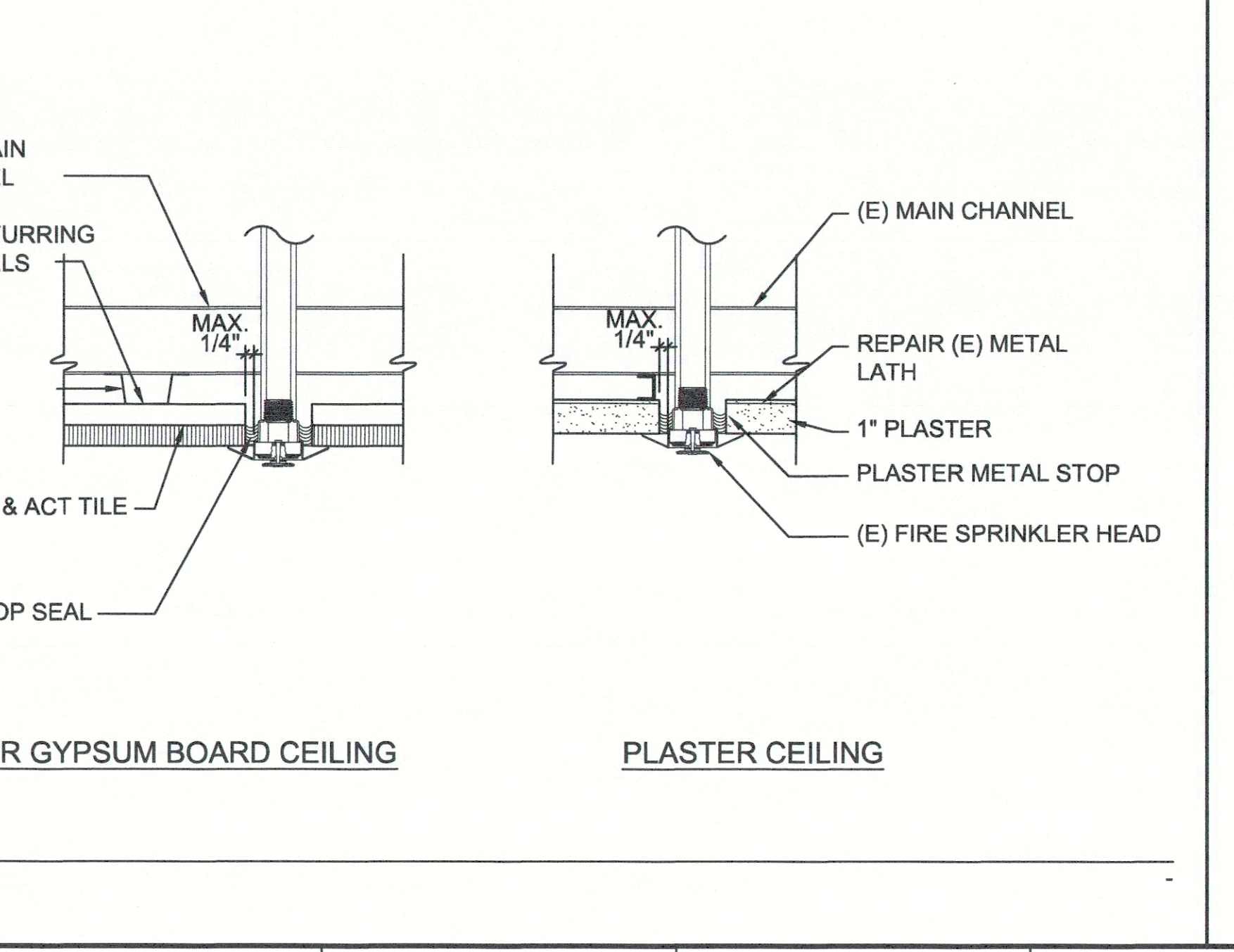
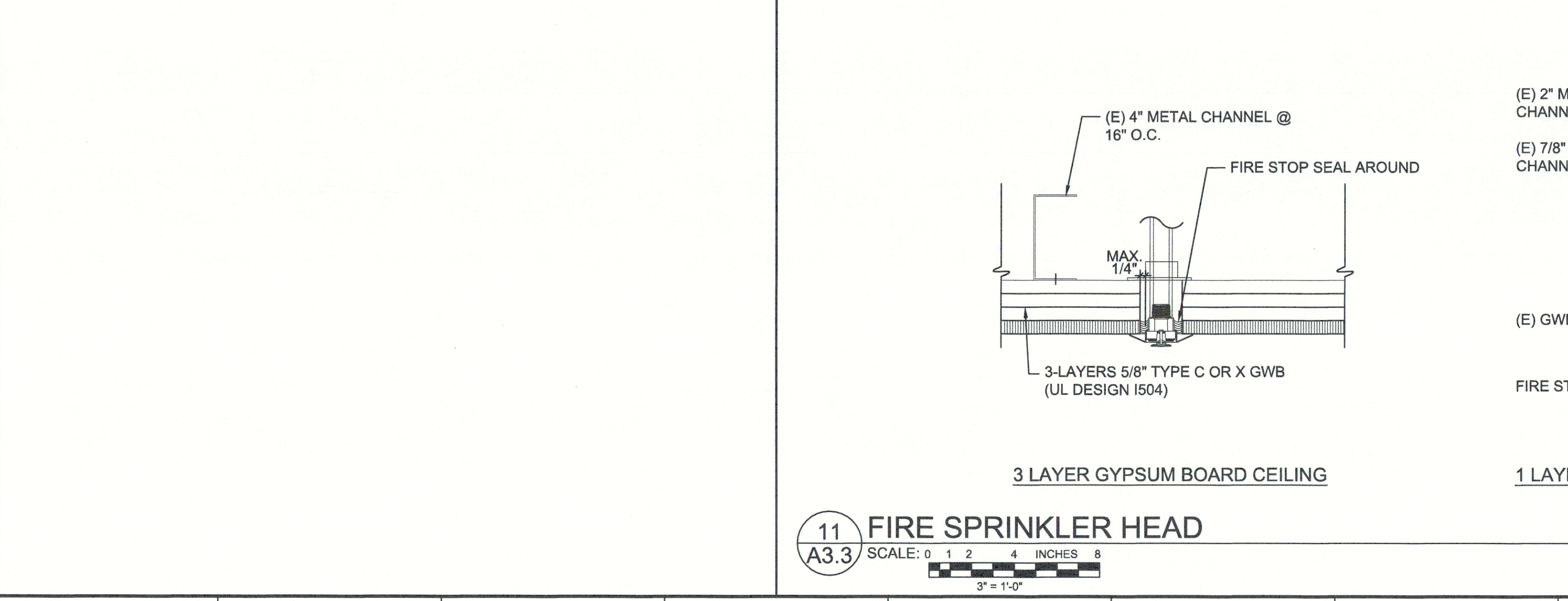
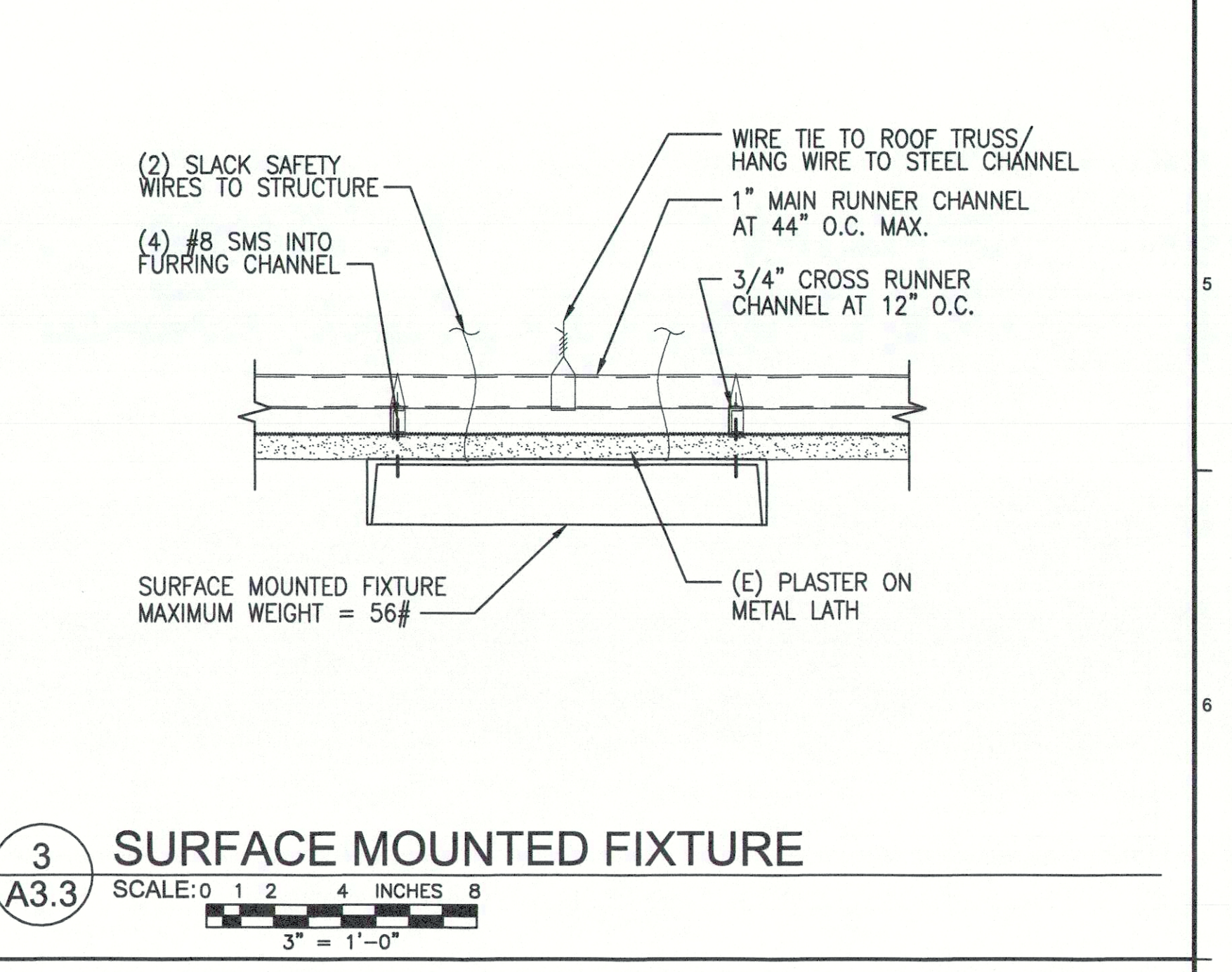
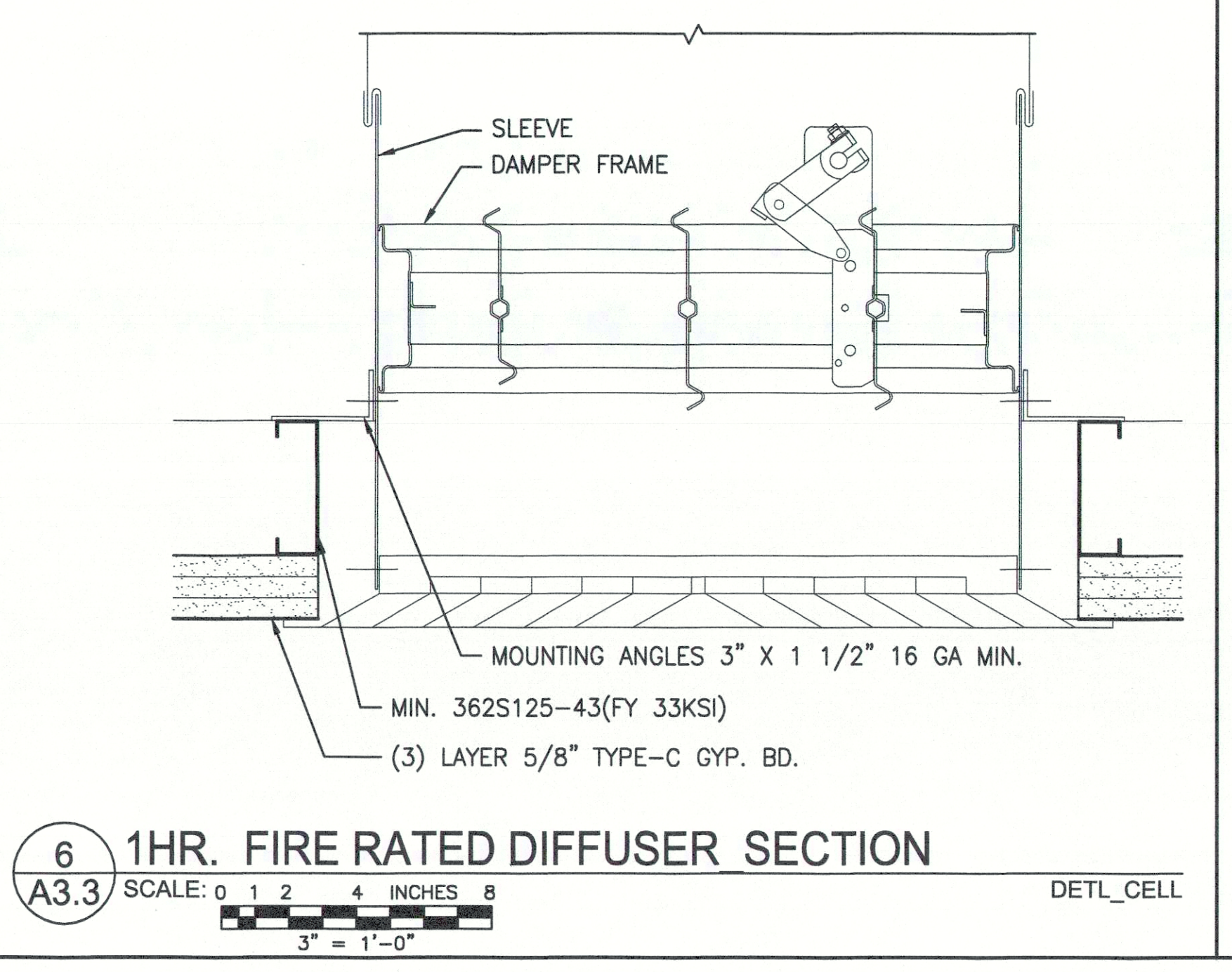
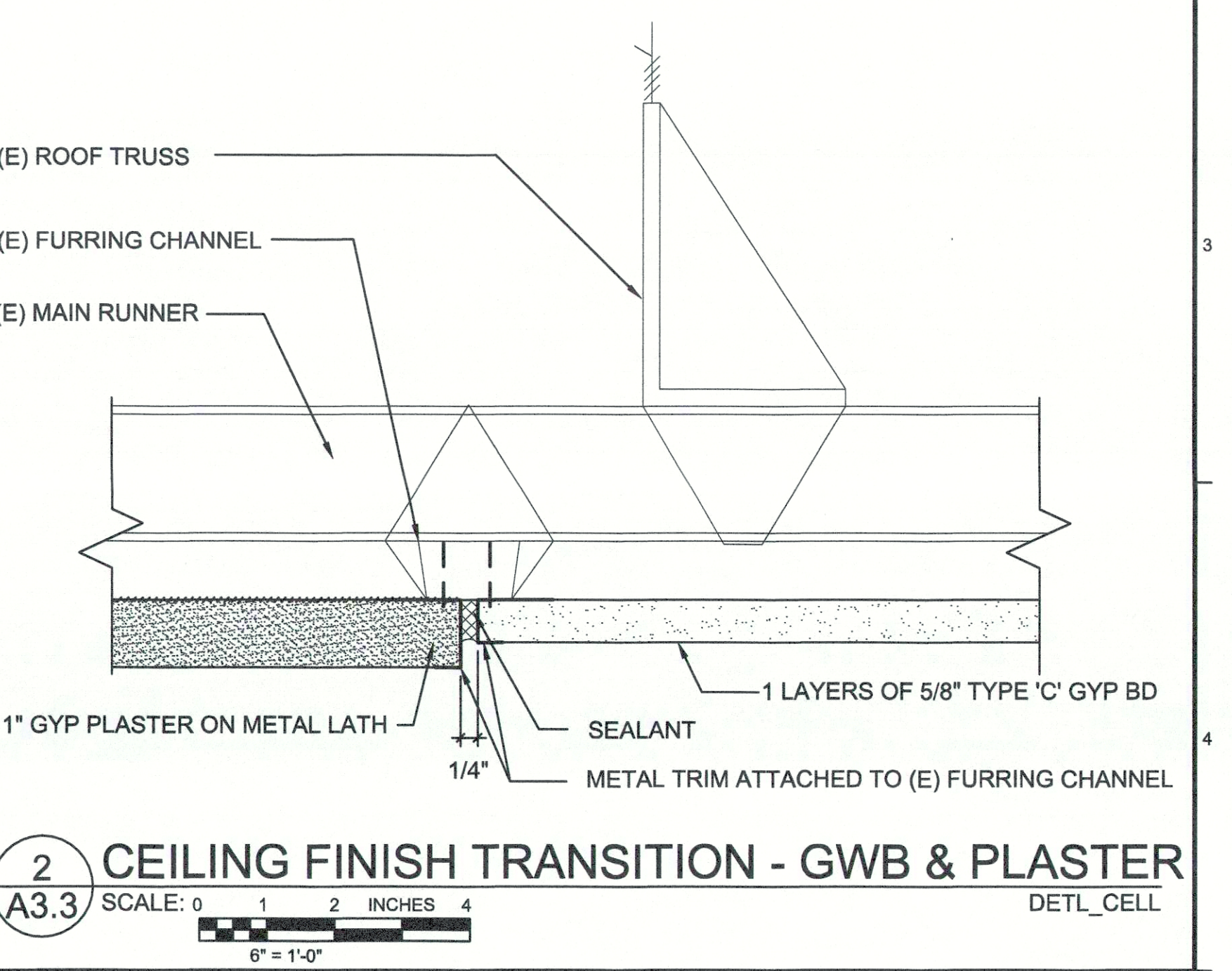
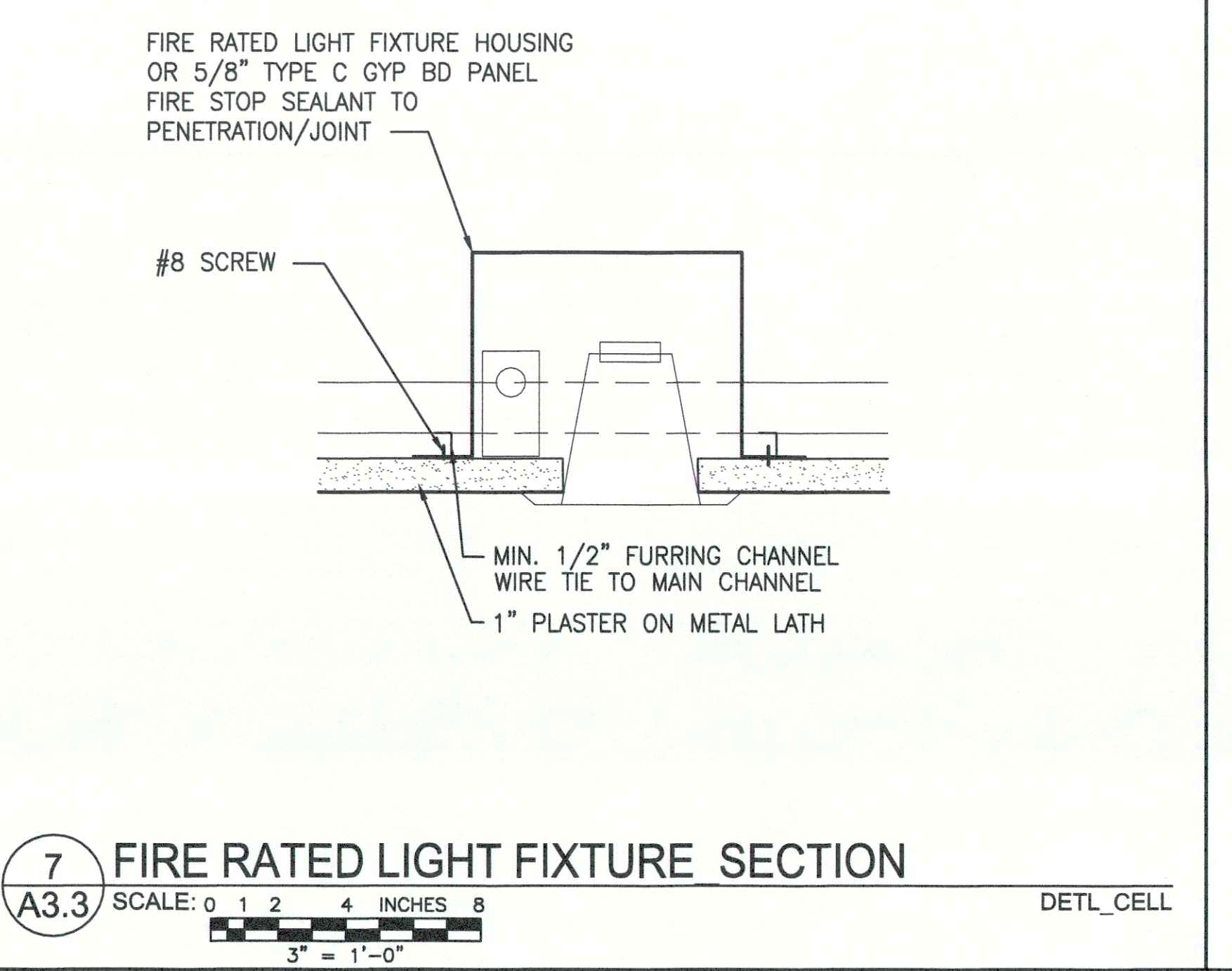
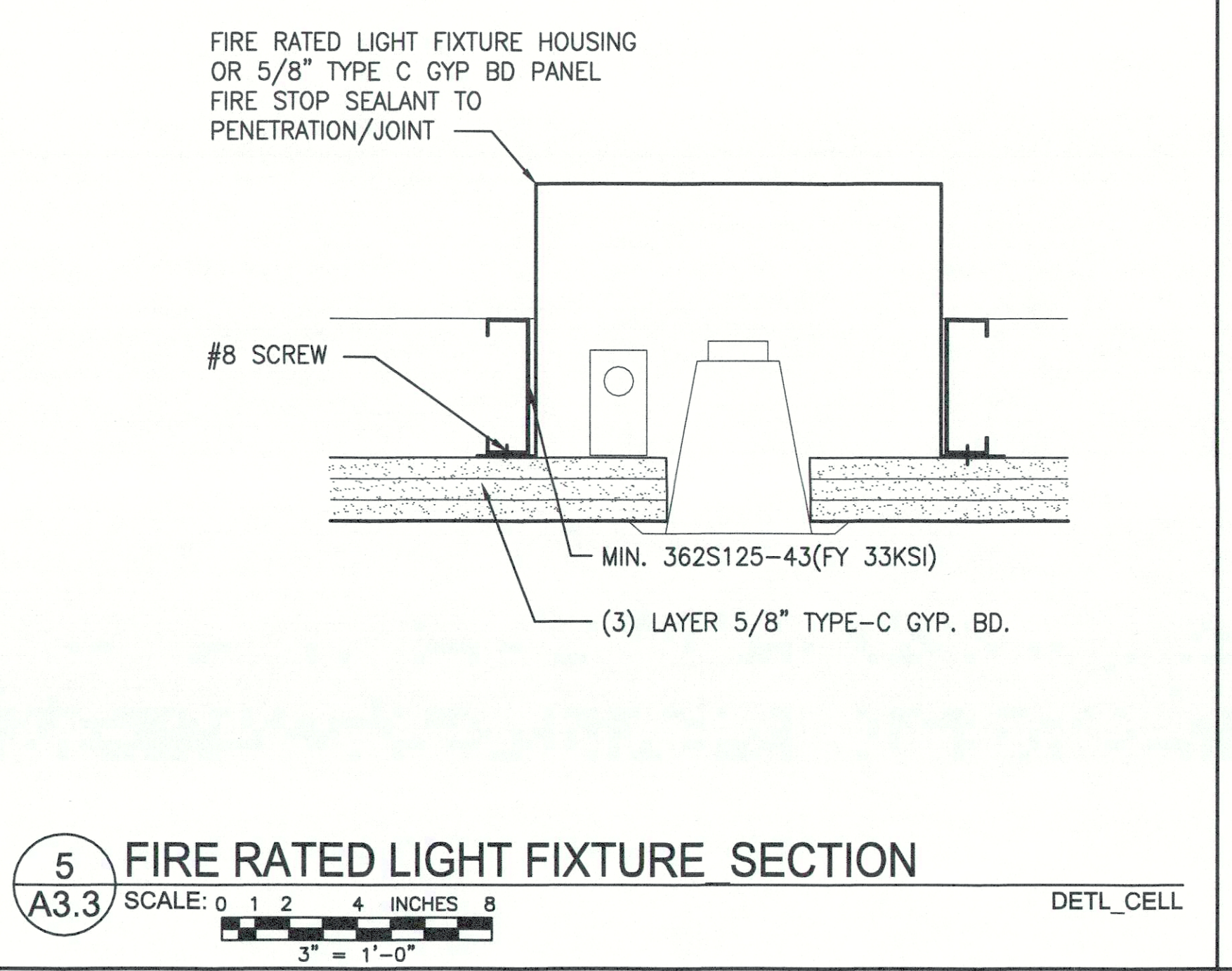
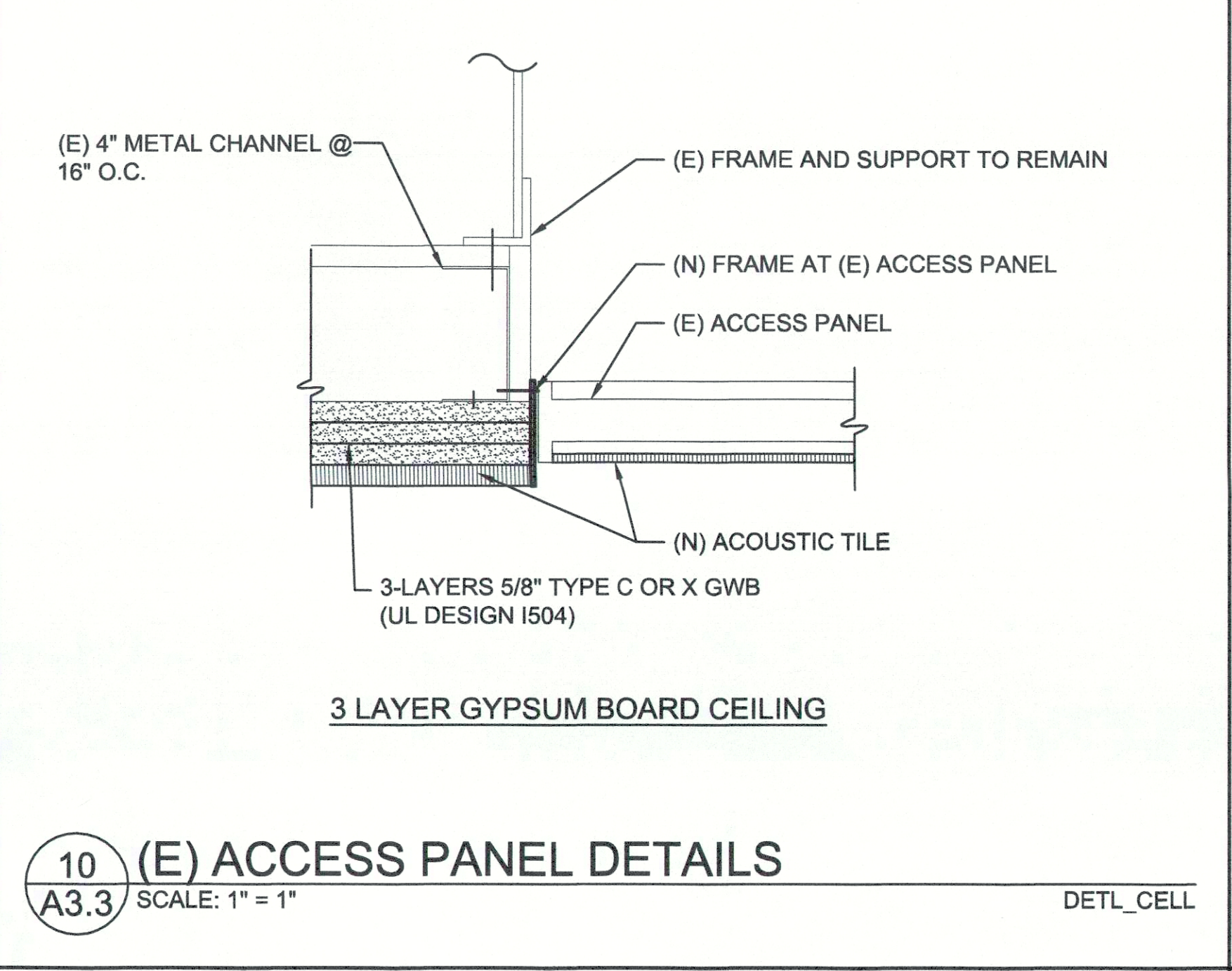
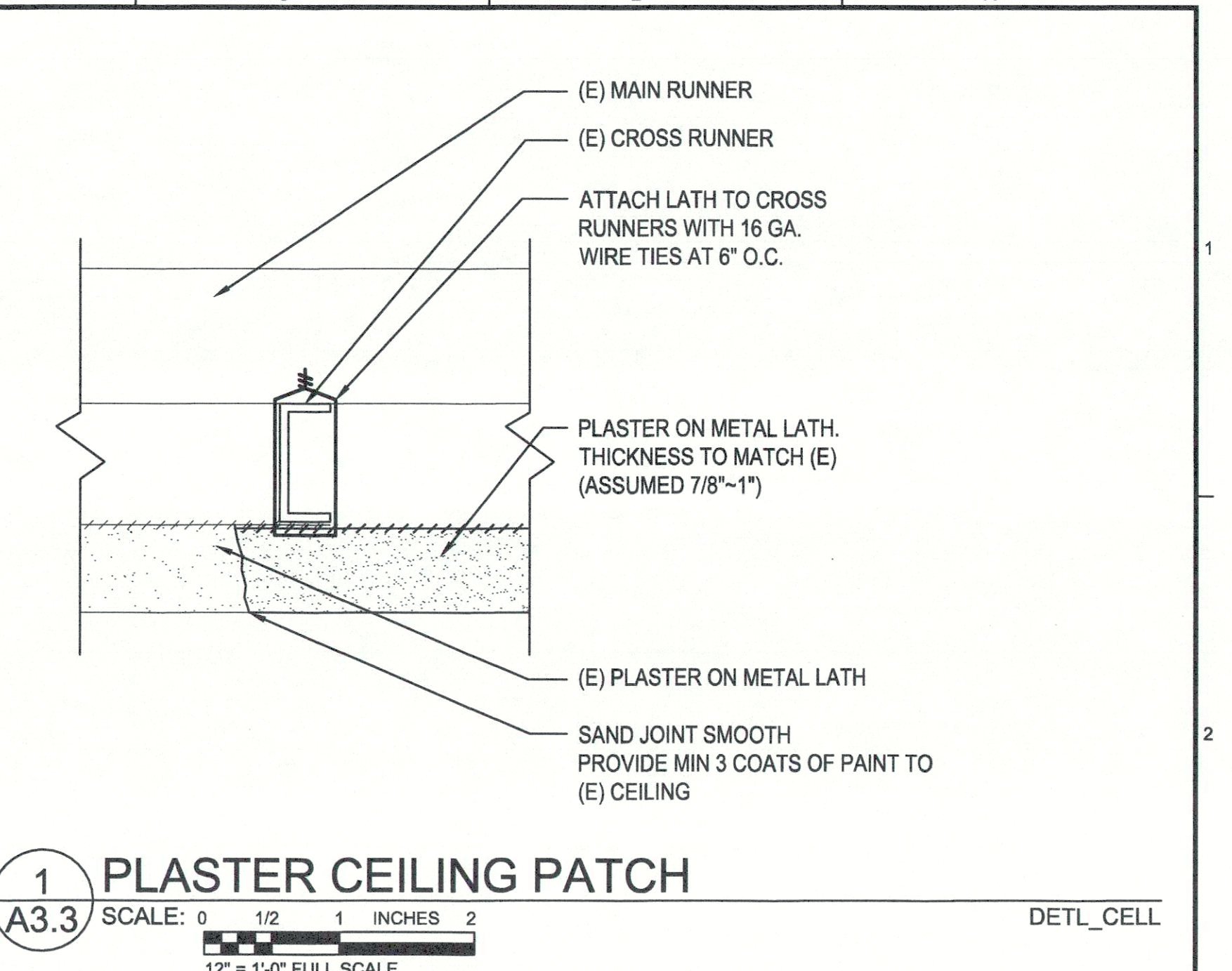
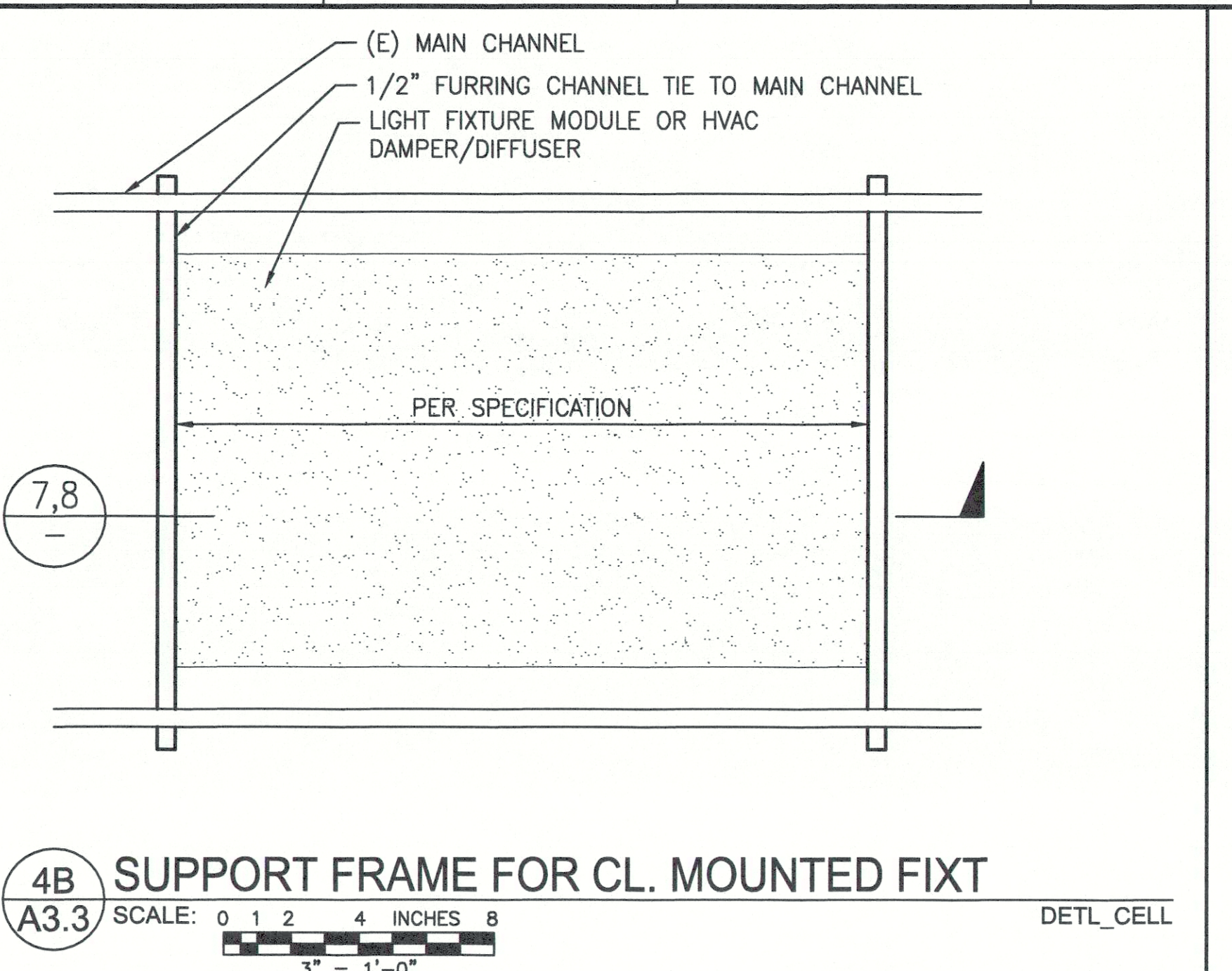
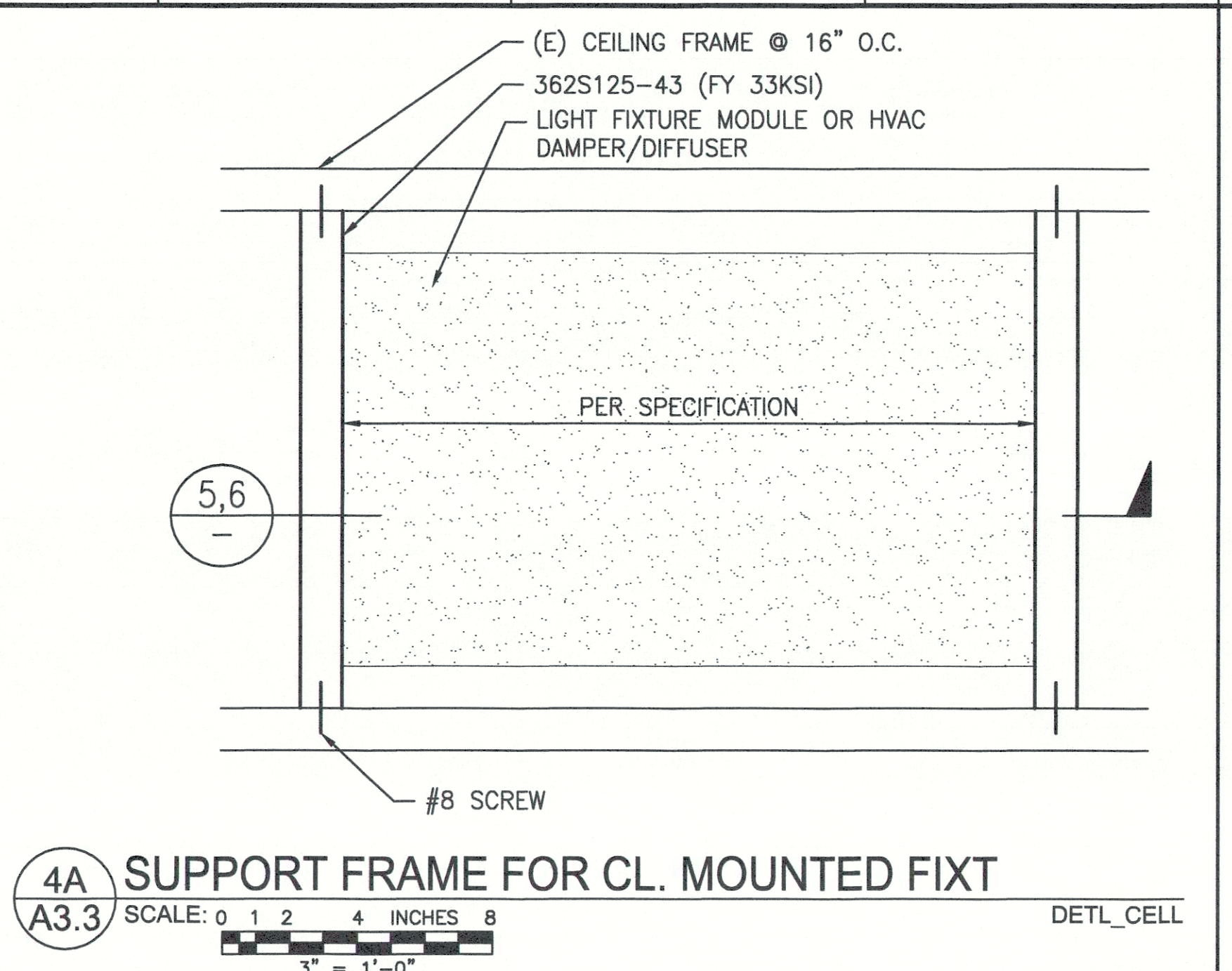
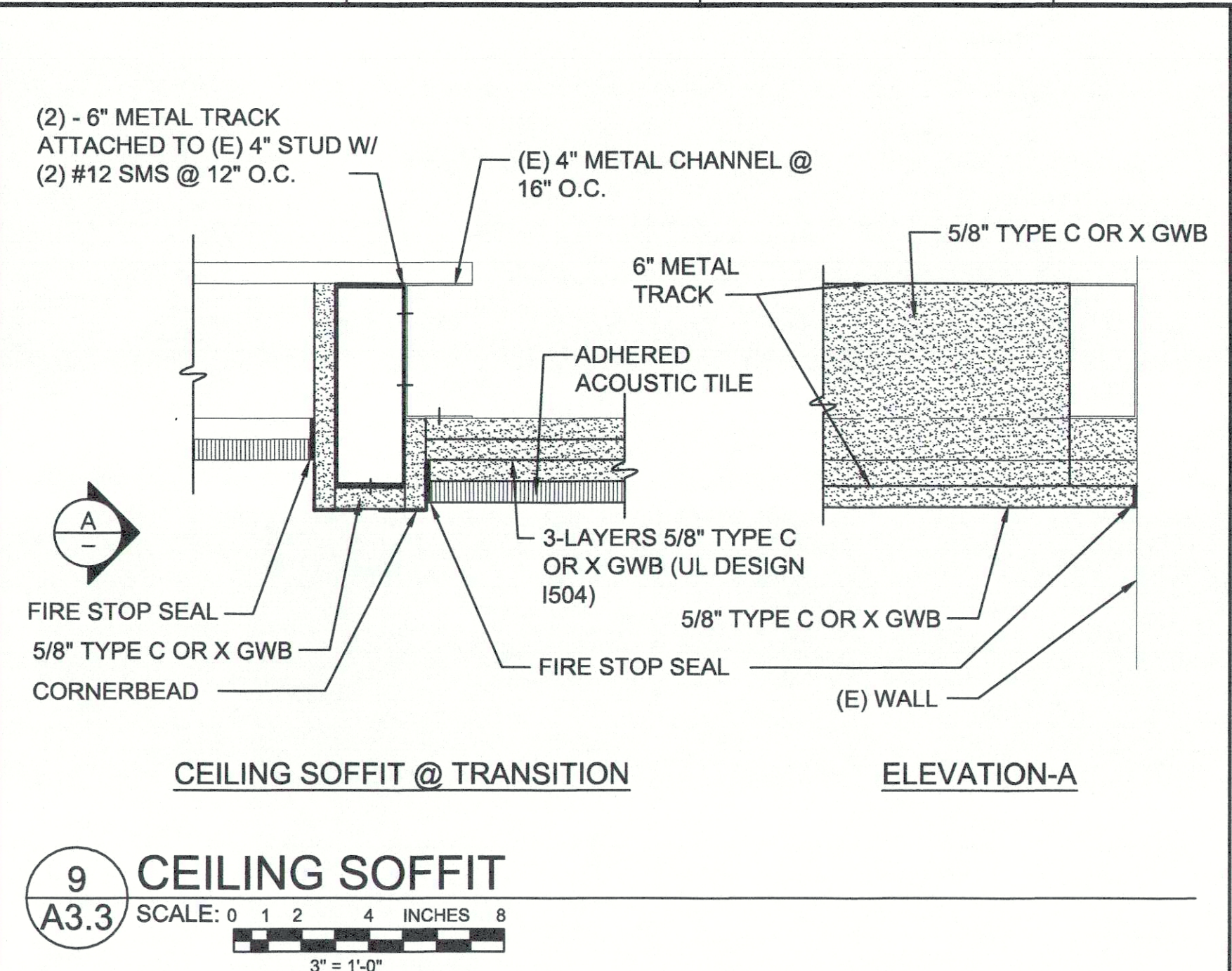
DGS PROJECT # DGS00000142412C
 SFM FAC #19-19-43-0002

Supervisor	Designed	Drawn	Checked
MJK			MJK

File Date: - Vault File Number: -
 Sheet Title: **DETAILS**

DSA Building Number	Work Order
-	-

Reference North: [North Arrow]
 Sheet Scale: AS SHOWN
 Sheet Number: **A3.2**



DSA STAMP

State of California
 Department of General Services
 Real Estate Services Division
DGS
 Project Management Branch
 707 Third Street, Suite 3-305
 Sacramento, California 95605
 Project Director:
 (916) 443-9848 (Phone)
 (916) 376-1677 (Fax)
 www.dgs.ca.gov

Approval of this plan does not authorize or approve any alteration or deviation from applicable regulations. Final approval is subject to field inspection. One set of approved plans shall be available on the project site at all times.
 APR 19 2022
 OFFICE OF THE STATE FIRE MARSHAL
 APPROVED FIRE MARSHAL ONLY
 Reviewed by: [Signature]

REGISTERED ARCHITECT
 J.C. CHANG & ASSOCIATES, INC.
 No. C-37814
 Exp. 1/31/23
 STATE OF CALIFORNIA

JCCA J.C. CHANG & ASSOCIATES, INC.
 ENGINEERS • ARCHITECTS • PLANNERS
 285 MAIN STREET, SUITE 208
 TORRANCE, CALIFORNIA 90501
 PH (310) 212-7644
 FAX (310) 212-6272

JCCA #17038-1

Issue: 16-S-1084-C-PI

No.	Date	Description
-	11/01/21	FINAL DRAWINGS V1
-	3/2/22	FINAL DRAWINGS V2

Project
DSH-METROPOLITAN SNF BLDG RE-ROOF LEAK DAMAGE REPAIR PROJECT
 11401 Bloomfield Ave.
 Norwalk, CA. 90650
 Los Angeles County
 DGS PROJECT # DGS00000142412C
 SFM FAC #19-19-43-0002

Supervisor	Designed	Drawn	Checked
MJK			MJK

File Date	Vault File Number
-	-

Sheet Title
DETAILS

Reference North	Sheet Scale
	AS SHOWN
	Sheet Number
	A3.3