

Yearly Report on the

**State General Obligation Bond Measures
for the School Facility Program**

2014 Report to the Legislature and Department of Finance

State of California

Edmund G. Brown, Jr., Governor

Government Operations Agency

Marybel Batjer, Secretary

Department of General Services

Fred Klass, Director

Office of Public School Construction/State Allocation Board

Lisa Silverman, Executive Officer

Prepared by the

Office of Public School Construction

707 3rd Street

West Sacramento, CA 95605

916.376.1771 Tel

916.375.6721 Fax

www.dgs.ca.gov/opsc

Table of Contents

Executive Summary	1
Background.....	4
Proposition 55	4
Proposition 1D.....	6
Overview of the State Allocation Board & Office of Public School Construction	8
Definition of Terms.....	9
Attachment A – Government Code Section 16724.4	
Attachment B – Proposition 55 Summary	
Attachment C – Proposition 55 New Construction Projects	
Attachment D – Proposition 55 Modernization Projects	
Attachment E – Proposition 55 Joint-Use Projects	
Attachment F – Proposition 55 Charter Schools Facilities Projects	
Attachment G – Proposition 55 Critically Overcrowded Schools Projects	
Attachment H - Proposition 1D Summary	
Attachment I – Proposition 1D New Construction Projects	
Attachment J – Proposition 1D Modernization Projects	
Attachment K – Proposition 1D Joint-Use Projects	
Attachment L – Proposition 1D Charter Schools Facilities Projects	
Attachment M – Proposition 1D Career Technical Education Facilities Projects	
Attachment N – Proposition 1D Overcrowding Relief Grant Projects	
Attachment O – Unfunded Proposition 55 Summary	
Attachment P – Unfunded Proposition 55 New Construction Projects	

Attachment Q – Unfunded Proposition 55 Modernization Projects

Attachment R – Unfunded Proposition 55 Charter Schools Facilities Projects

Attachment S – Unfunded Proposition 55 Critically Overcrowded Schools Projects

Attachment T – Unfunded Proposition 1D Summary

Attachment U – Unfunded Proposition 1D New Construction Projects

Attachment V – Unfunded Proposition 1D Modernization Projects

Attachment W – Unfunded Proposition 1D Charter Schools Facilities Projects

Attachment X – Unfunded Proposition 1D Career Technical Education Facilities Projects

Attachment Y – Unfunded Proposition 1D Overcrowding Relief Grant Projects

Attachment Z – Career Technical Education Service Regions

EXECUTIVE SUMMARY

Government Code (GC) Section 16724.4 (for full text see Attachment A) requires the Department of General Services (DGS) to report to the Legislature and the Department of Finance a list of all projects and identifying their geographical location funded with bonds approved after January 1, 2004.

Since January 1, 2004, two bonds have been approved by California voters for school facilities. The first, Proposition 55, was approved by California voters in March 2004 and authorized the state to issue \$12.3 billion in General Obligation Bonds for the construction and renovation of K–12 school facilities and higher education facilities. Of the \$12.3 billion, \$10 billion was earmarked for K–12 school districts to address overcrowding, accommodate future enrollment growth, build charter schools, renovate and modernize older school buildings, and allow participation from the community through joint-use partnerships.

The second, Proposition 1D, was approved in November 2006 and authorized the issuance of \$10.4 billion in General Obligation Bonds for construction and renovation of K–12 school facilities and higher education facilities. Of the \$10.4 billion, \$7.3 billion was designated for K–12 school districts. As with the prior bond, these funds were provided to relieve overcrowding, accommodate future enrollment growth, build charter schools and renovate and modernize older school buildings and joint-use projects. Proposition 1D also provided funding for career technical education projects, seismic mitigation projects, and high performance components.

Total Proposition 55 and 1D Authorized Funding¹

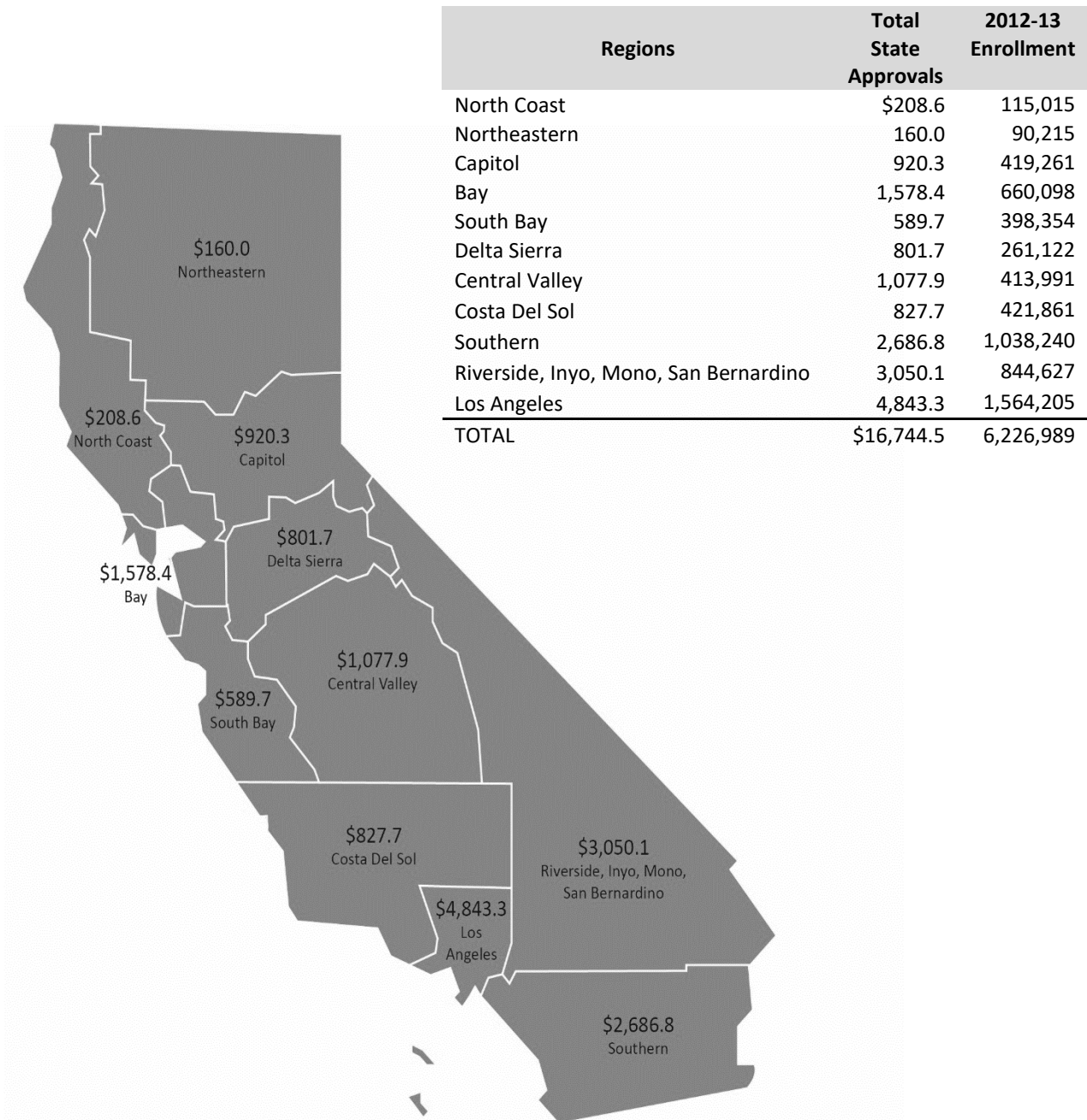
New Construction	\$8,065,031,911
Modernization	5,550,000,000
Charter Schools Facilities	800,000,000
Joint-Use	124,373,259
Critically Overcrowded Schools	1,240,770,099
Career Technical Education Facilities	500,000,000
Overcrowding Relief Grant	1,000,000,000
High Performance	100,000,000
TOTAL	\$17,380,175,269

The State Allocation Board (SAB) is responsible for determining the allocation of proceeds from General Obligation Bond issues used for the various public school facilities funding programs. The Office of Public School Construction (OPSC), within DGS, is staff to the SAB and is responsible for the management of these funds.

¹ Reflects the funds transferred to the New Construction fund from the Critically Overcrowded Schools fund (\$1,199.2 million), the State School Building Aid Fund (\$15.5 million) and from prior bonds (\$1.2 million).

Of the funding amount authorized in Propositions 55 and 1D, the SAB has approved approximately \$16.7 billion for school construction projects, as of June 30, 2013. The following illustrates the statewide distribution of these funds:

Proposition 55 and 1D State Funding Approved, in millions¹



¹ Includes funded projects and projects that have unfunded approval status (approved but awaiting state funds), organized by Career Technical Education Service Region. See Attachment Z for the counties located within each Service Region.

This report was prepared by OPSC and includes a summary of Propositions 55 and 1D, as well as a brief introduction to the SAB and OPSC. The primary portion of this report is the mandated listing of all districts, county offices of education, charter schools and joint power authorities that have been appropriated bond funds from Propositions 55 and 1D. The report also includes each project's geographical location, school district, school/project name, total funds apportioned including financial hardship, and the status of the project.

As of June 30, 2013, the SAB has approved a cumulative total of approximately \$6.1 billion for new construction projects¹ and \$2.2 billion for modernization projects from Proposition 55, representing more than 417,667 new seats² for California's schoolchildren, and safe, accessible, and updated school facilities for 666,412 pupils³. Approvals from Proposition 1D, through the fiscal year 2012-13, have totaled approximately \$1.7 billion for new construction projects and \$3.3 billion for modernization projects, representing 155,060 new seats² for California's schoolchildren, and safe, accessible, and updated school facilities for 547,281 pupils³.

The Pooled Money Investment Board (PMIB), comprised of the State Treasurer, the State Controller, and the Department of Finance (DOF), designs a cash management and investment program for the state and designates the amount of money temporarily available for investment. Historically, the PMIB provided short term loans to fund the state's share of school construction projects until state bond sales provided sufficient funds for the apportioned project amounts. Due to the state's fiscal crisis, the PMIB took action on December 17, 2008, to cease making these short term loans for General Obligation Bond programs, including public school construction bonds. As a result, the SAB has only been able to apportion projects as funds become available from bond sales or other sources, such as project rescissions or post-award audits. However, since March 2009, the SAB has been granting "unfunded approvals" for projects.

An unfunded approval is not an apportionment, but an indication that a project meets program requirements and is eligible for funding when funds become available. In addition to listing the projects that have been appropriated bond funds, this report lists all districts, county offices of education, charter schools and joint power authorities for which the SAB has made unfunded approvals, including each project's geographical location, school district, school/project name, total unfunded approval dollar amounts including financial hardship, and the status of the project. The SAB converts unfunded approvals to apportionments as funds become available to the School Facility Program (SFP). As of June 30, 2013, approximately \$235 million remains in unfunded approvals from Proposition 55 and approximately \$624 million remains in unfunded approvals from Proposition 1D.

¹ Including funds provided for site acquisition.

² Based on the number of pupil grants provided for "unhoused" pupils.

³ Based on the number of pupil grants provided for SFP Modernization projects.

BACKGROUND

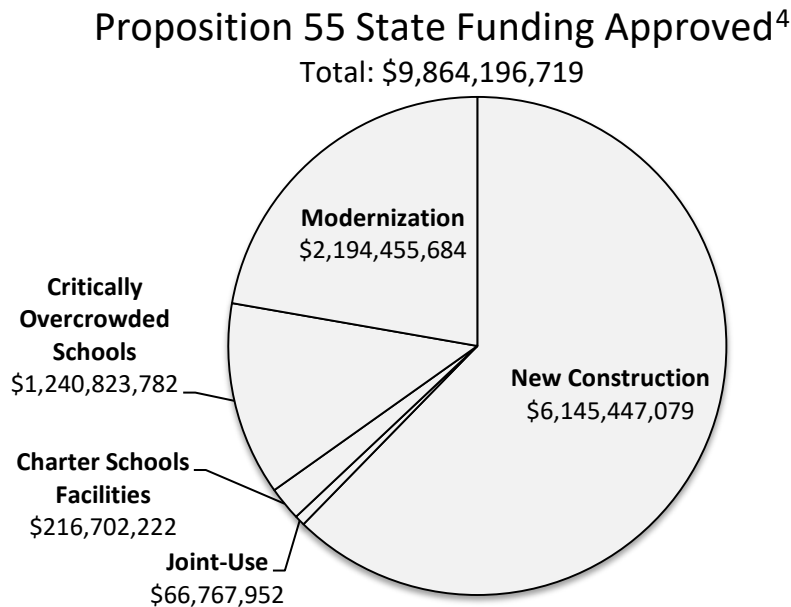
Proposition 55 (Kindergarten-University Public Education Facilities Bond Act of 2004)

This bond measure was approved by California voters in March 2004 and was the third measure authorizing the state to issue bonds for the SFP since its inception in 1998.

The K–12 portion of the measure is summarized as follows:

Purpose	Bond Allocation
New Construction ^{1 2}	\$6,165,031,911
Modernization ¹	2,250,000,000
Joint-Use ³	66,779,457
Charter Schools Facilities	300,000,000
Critically Overcrowded Schools ²	1,240,770,099
TOTAL	\$10,022,581,467

As of June 30, 2013, the following funds have been approved by the SAB for K-12 school construction projects:



New Construction: A total of \$4.96 billion was made available to buy land and construct new school buildings. An additional \$1.2 billion was transferred from the Critically Overcrowded

¹ Includes \$14.2 million that may be used to increase the grants for projects with qualifying energy efficiency provisions for new construction and \$5.8 million for modernization.

² Includes \$1,199.2 million transferred from the Critically Overcrowded School Facilities Program Funds.

³ Includes \$15.5 million transferred from the State School Building Aid Fund and \$1.2 million from prior bonds.

⁴ Includes funded projects and projects that have unfunded approval status (approved but awaiting state funds).

Schools fund for a total of \$6.16 billion available for new construction projects. Districts are required to match state funding on a 50-50 basis, unless it qualifies for state financial hardship funding, whereby the state can contribute up to 100 percent of the total project costs.

Modernization: The proposition made \$2.25 billion available for the reconstruction or modernization of existing school facilities. Districts are required to match state funding on a 60 percent state and 40 percent local share basis, unless it qualifies for state financial hardship funding, as described above.

Charter Schools Facilities: The measure made \$300 million available for new construction for charter school facilities. Charter schools are public schools that operate independently of many of the requirements of regular public schools. Applicants are required to contribute 50 percent of the eligible costs from local resources unless local funds are not immediately available, in which case the district may request a state loan to cover the local share.

Joint-Use Projects: The measure made a \$50 million available to fund joint-use projects. An additional \$16.7 million was transferred from the State School Building Aid Fund and prior bond funds for a total of \$66.7 million provided for joint-use projects. These funds are available to encourage partnerships between school districts and local communities to share facilities such as libraries, gymnasiums, multi-purpose rooms, childcare, and teacher education facilities. Costs to build these facilities are shared by the state, the school district, and the joint-use partner.

Critically Overcrowded Schools: The proposition provided \$2.44 billion to districts with schools which are considered critically overcrowded. These funds are for districts to construct new classrooms to relieve the overcrowded school sites. Districts are required to match state funding on a 50-50 basis. The proposition prescribed that funds apportioned to projects that were not used by certain deadlines were to be transferred. As a result, a total of \$1.2 billion was transferred to the New Construction fund.

Proposition 1D (Kindergarten-University Public Education Facilities Bond Act of 2006)

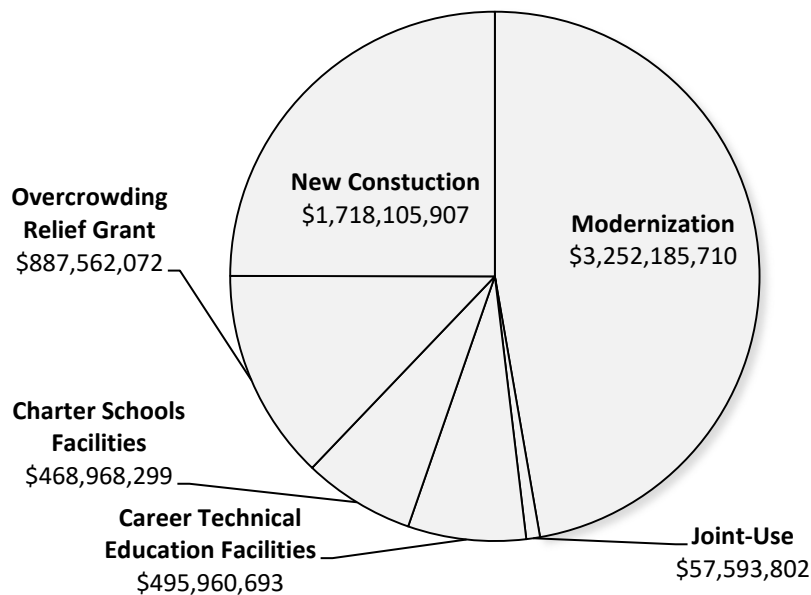
Proposition 1D, the most recent bond measure, was approved by California voters in November 2006 and provided the following funding:

Purpose	Bond Allocation
New Construction ¹	\$1,900,000,000
Modernization	3,300,000,000
Joint-Use ²	57,593,802
Charter Schools Facilities	500,000,000
Career Technical Education Facilities	500,000,000
Overcrowding Relief Grant	1,000,000,000
High Performance	100,000,000
TOTAL	\$7,357,593,802

As of June 30, 2013, the following funds have been approved by the SAB for K-12 school construction projects:

Proposition 1D State Funding Approved³

Total: \$6,880,376,483



¹ Up to 10.5 percent shall be available for purposes of seismic repair, reconstruction, or replacement, pursuant to Education Code Section 17075.10.

² Includes \$28,593,802 in Prior Bond Funds made at the June 2007 and July 2008 SAB meetings pursuant to Assembly Bill 127, Chapter 35, Statutes of 2006 (Perata/Nunez).

³ Includes funded projects and projects that have unfunded approval status (approved but awaiting state funds).

New Construction: A total of \$1.9 billion was made available to buy land and construct new school buildings. Districts provide a matching 50-50 contribution on the same basis as under Proposition 55. Proposition 1D provides that up to \$199.5 million of the new construction funds be available for repair, reconstruction, or replacement of school facilities that are the most vulnerable to seismic damage.

Modernization: Proposition 1D made \$3.3 billion available for the reconstruction or modernization of existing school facilities. Districts provide a matching 60-40 contribution on the same basis as under Proposition 55.

Charter Schools Facilities: This measure made \$500 million available for charter school facilities, either through the construction of new school buildings, the retrofitting of non-school buildings, or the rehabilitation of existing school buildings. Applicants provide a matching contribution on the same basis as under Proposition 55, including the ability to obtain a state loan for the matching share.

Joint-Use: Proposition 1D continued the existing Joint-Use Program, providing \$29 million from the current measure and authorizing the transfer of \$28.5 million from prior bond measures, resulting in a total of \$57.5 million available to fund joint-use projects. The program promotes partnerships and cost sharing between school districts and local communities for facilities such as libraries, gymnasiums, multi-purpose rooms, childcare, and teacher education facilities. The costs to build these facilities are shared by the state, the school district, and the joint-use partner.

Career Technical Education Facilities: This bond measure made \$500 million available to local educational agencies and joint powers authorities for the construction or modernization of facilities that will enhance career technical education opportunities. Districts are required to contribute 50 percent of the eligible costs from local resources unless local funds are not immediately available, in which case the Local Educational Agencies and Joint Powers Authorities may request a state loan to cover the local share.

Overcrowding Relief Grant: Proposition 1D provided \$1 billion to relieve overcrowding at qualifying campuses. These funds are for districts to reduce school site pupil population density by replacing portable classrooms with permanent classrooms. Districts are required to match state funding on a 50-50 basis, unless it qualifies for state financial hardship funding, whereby the state can contribute up to 100 percent of the total project costs.

High Performance: A total of \$100 million was provided as an incentive to incorporate high performance attributes in new construction and modernization projects. Such attributes include using designs and materials that promote energy and water efficiency, maximizing the use of natural lighting, improving indoor air quality, using recycled materials and materials that emit a minimum of toxic substances, and employing acoustics that are conducive to teaching and learning. Funds are provided as an additional grant to qualifying projects on a 50-50 basis for new construction projects. For modernization projects, districts are required to match state funding on a 60 percent state and 40 percent local share basis.

OVERVIEW OF THE SAB AND OPSC

State Allocation Board

Created in 1947 by the state Legislature, the SAB is responsible for determining the allocation of state resources including proceeds from General Obligation Bond issues and other designated state funds used for the new construction and modernization of public school facilities. The SAB is also charged with the responsibility for allocating funds for the Emergency Repair Program and several other facilities related programs. Handbooks on these programs are located on OPSC's website at www.dgs.ca.gov/opsc. The SAB typically meets monthly at the state Capitol, where it reviews and approves applications for eligibility and funding, acts on appeals, and adopts policies and regulations as they pertain to the programs under the SAB.

Office of Public School Construction

The primary function of OPSC is to enrich the lives of California's schoolchildren as stewards of the taxpayers' commitment to education by administering the school facility funding programs and monetary resources available to the SAB. As staff to the SAB, OPSC is responsible for providing the assistance necessary to carry out the law, regulations, policies, and programs of the SAB, and administer all programs that are under the purview of the SAB with equity and integrity.

DEFINITION OF TERMS

The following terms and abbreviations are used in the Attachments:

“Apportioned” - The project funds have been apportioned but not released.

“Classrooms” – The number of classrooms constructed or modernized in a project.

“Closed” – A project is considered closed when the construction is complete and the project expenditures have been confirmed by OPSC.

“Funds Released” – The state funds for the project have been released but the district has not yet submitted an expenditure report, which is required one year after the funds have been released and each year thereafter. Funds are released when a district has entered into a contract for at least 50 percent of the project. (Project design funds for financial hardship funding are automatically released within 30 days of apportionment).

Grade Level – The following abbreviations are used in the Grade Level column:

“EL” – Indicates the project is comprised mostly of grades K-6.

“MI” – Indicates the project is comprised mostly of grades 7-8.

“HI” – Indicates the project is comprised mostly of grades 9 -12.

“Non-classroom Facility Square Feet” – The square footage of Non-Classroom Facilities (for example, multipurpose rooms, administrative facilities, gymnasiums, and libraries) included in a project.

“Proposed Acres” – The new acreage acquired to complete a new construction project.

“State Construction Funds” – The state’s matching funds for the projects, including funds for Design-Only phase but excluding any site acquisition funds.

“State Share Funds Per CR” – The State Construction Funds per classroom, not including site acquisition or financial hardship funds.

“Site Funds Per Acre” – The Total Site Acquisition funds for each Proposed Acre.

“Total Site Acquisition” - The state’s portion of site acquisition funds, including, as applicable: lesser of acquired land’s actual or appraised value, Department of Toxic Substances Control fees, costs associated with relocation, and costs associated with hazardous waste remediation.

“Unfunded Approval” - The project has been approved by the SAB but state funds are not yet available for an apportionment.

“__% Complete” – The percentage of the project’s completion as reported on the annual expenditure reports submitted for each project.

ATTACHMENT A

GOVERNMENT CODE SECTION 16724.4

Any state bond measure approved by the voters on or after January 1, 2004, shall be subject to an annual reporting process, as follows:

(a) The head of the lead state agency administering the bond proceeds shall report to the Legislature and the Department of Finance no later than January 1, 2005, or the January 1 of the second year following the enactment of the bond measure, whichever is later, and at least once a year thereafter. The annual report shall contain all of the following:

- (1) A list of all projects and their geographical location that have been funded or are required or authorized to receive funds.
- (2) The amount of funds allocated on each project.
- (3) The status of any project required or authorized to be funded.

(b) Costs of the report may be included in the cost of administering the bond measure unless the measure specifically prohibits those expenses.

ATTACHMENT B - PROPOSITION 55 SUMMARY

YEARLY REPORT ON THE STATE GENERAL OBLIGATION BOND MEASURE FOR THE SCHOOL FACILITY PROGRAM - 2014

*State construction funds represent the State match for the project minus site acquisition funds.

**Some Charter Schools project values are based on the preliminary apportionments.

***Includes projects that received Design Only funds.

****Does not include site acquisition funds or financial hardship funds.

TYPE	TOTAL STATE APPORTIONMENT	PROJECTS** *	STATE CONSTRUCTION FUNDS*	STATE SITE ACQUISITION FUNDS	FINANCIAL HARDSHIP	AVERAGE CONSTRUCTION FUNDS PER PROJECT***	CLASSROOM MS	STATE SHARE FUNDS PER CLASSROOM* ***	ACRES ACQUIRED	STATE SITE FUNDS PER ACRE
Totals	19,115,983	11	12,402,159	23,188	6,690,636	1,127,469	70	177,174	13.37	1,734
Calaveras										
New Construction	16,665,120	4	9,316,666	688,373	6,660,082	2,329,166	39	238,889	9.24	74,499
Modernization	25,810	2	25,810	-	-	12,905	25	1,032	-	-
Charter Schools **	-	-	-	-	-	-	-	-	-	-
Joint-Use	-	-	-	-	-	-	-	-	-	-
Critically Overcrowded Schools	-	-	-	-	-	-	-	-	-	-
Totals	16,690,930	6	9,342,476	688,373	6,660,082	1,557,079	64	145,976	9.24	74,499
Colusa										
New Construction	3,410,906	3	2,386,798	52,119	971,989	795,599	20	119,340	9.69	5,379
Modernization	102,974	3	102,974	-	-	34,325	45	2,288	-	-
Charter Schools **	-	-	-	-	-	-	-	-	-	-
Joint-Use	-	-	-	-	-	-	-	-	-	-
Critically Overcrowded Schools	-	-	-	-	-	-	-	-	-	-
Totals	3,513,880	6	2,489,772	52,119	971,989	414,962	65	38,304	9.69	5,379
Contra Costa										
New Construction	330,993,994	49	173,978,219	113,275,738	43,740,038	3,550,576	727	239,310	305.87	370,339
Modernization	133,367,576	82	125,904,467	-	7,463,109	1,535,420	2,339	53,828	-	-
Charter Schools **	-	-	-	-	-	-	-	-	-	-
Joint-Use	2,064,965	3	2,064,965	-	-	688,322	-	-	-	-
Critically Overcrowded Schools	-	-	-	-	-	-	-	-	-	-
Totals	466,426,535	134	301,947,650	113,275,738	51,203,147	2,253,341	3,066	97,809	305.87	370,339
Del Norte										
New Construction	-	-	-	-	-	-	-	-	-	-
Modernization	-	-	-	-	-	-	-	-	-	-
Charter Schools **	-	-	-	-	-	-	-	-	-	-
Joint-Use	-	-	-	-	-	-	-	-	-	-
Critically Overcrowded Schools	-	-	-	-	-	-	-	-	-	-
Totals	-	-	-	-	-	-	-	-	-	-
El Dorado										
New Construction	11,136,814	13	9,515,114	862,689	759,011	731,932	48	198,232	-	-
Modernization	3,030,715	3	2,689,818	-	340,897	896,606	26	103,455	-	-
Charter Schools **	1,134,912	1	794,185	340,727	-	794,185	14	56,728	8.00	42,591
Joint-Use	1,362,255	2	1,362,255	-	-	681,128	-	-	-	-
Critically Overcrowded Schools	-	-	-	-	-	-	-	-	-	-
Totals	16,664,696	19	14,361,372	1,203,416	1,099,908	755,862	88	147,717	8.00	150,427

ATTACHMENT B - PROPOSITION 55 SUMMARY

YEARLY REPORT ON THE STATE GENERAL OBLIGATION BOND MEASURE FOR THE SCHOOL FACILITY PROGRAM - 2014

*State construction funds represent the State match for the project minus site acquisition funds.

**Some Charter Schools project values are based on the preliminary apportionments.

***Includes projects that received Design Only funds.

****Does not include site acquisition funds or financial hardship funds.

TYPE	TOTAL STATE APPORTIONMENT	PROJECTS** *	STATE CONSTRUCTION FUNDS*	STATE SITE ACQUISITION FUNDS	FINANCIAL HARDSHIP	AVERAGE CONSTRUCTION FUNDS PER PROJECT***	CLASSROOM MS	STATE SHARE FUNDS PER CLASSROOM* ***	ACRES ACQUIRED	STATE SITE FUNDS PER ACRE
Fresno										
New Construction	191,080,301	45	167,746,065	11,590,231	11,744,006	3,727,690	788	212,876	525.44	22,058
Modernization	6,853,128	21	6,716,841	-	136,287	319,850	239	28,104	-	-
Charter Schools **	15,596,504	2	15,596,504	-	-	7,798,252	34	458,721	3.09	-
Joint-Use	2,718,864	3	2,718,864	-	-	906,288	-	-	-	-
Critically Overcrowded Schools	21,700,937	2	17,893,948	3,806,989	-	8,946,974	61	293,343	16.95	224,601
Totals	237,949,733	73	210,672,221	15,397,220	11,880,293	2,885,921	1,122	185,342	545.48	28,227
Glenn										
New Construction	1,021,531	2	817,628	-	203,903	408,814	10	81,763	-	-
Modernization	2,113,194	2	1,220,299	-	892,895	610,150	14	87,164	-	-
Charter Schools **	-	-	-	-	-	-	-	-	-	-
Joint-Use	-	-	-	-	-	-	-	-	-	-
Critically Overcrowded Schools	-	-	-	-	-	-	-	-	-	-
Totals	3,134,725	4	2,037,927	-	1,096,798	509,482	24	84,914	-	-
Humboldt										
New Construction	10,248,764	3	4,057,121	1,343,617	4,848,027	1,352,374	18	225,396	6.41	209,613
Modernization	22,827,751	14	22,827,751	-	-	1,630,554	246	92,796	-	-
Charter Schools **	1,670,696	1	1,552,605	118,091	-	1,552,605	4	388,151	-	-
Joint-Use	-	-	-	-	-	-	-	-	-	-
Critically Overcrowded Schools	-	-	-	-	-	-	-	-	-	-
Totals	34,747,211	18	28,437,476	1,461,708	4,848,027	1,579,860	268	106,110	6.41	228,036
Imperial										
New Construction	64,168,942	14	44,848,807	1,173,515	18,146,620	3,203,486	182	246,422	69.50	16,885
Modernization	7,145,565	19	6,727,640	-	417,925	354,086	258	26,076	-	-
Charter Schools **	-	-	-	-	-	-	-	-	-	-
Joint-Use	2,716,268	2	2,716,268	-	-	1,358,134	-	-	-	-
Critically Overcrowded Schools	-	-	-	-	-	-	-	-	-	-
Totals	74,030,776	35	54,292,715	1,173,515	18,564,545	1,551,220	440	117,219	69.50	16,885
Inyo										
New Construction	-	-	-	-	-	-	-	-	-	-
Modernization	1,841,322	3	1,841,322	-	-	613,774	9	204,591	-	-
Charter Schools **	-	-	-	-	-	-	-	-	-	-
Joint-Use	726,757	1	726,757	-	-	726,757	-	-	-	-
Critically Overcrowded Schools	-	-	-	-	-	-	-	-	-	-
Totals	2,568,079	4	2,568,079	-	-	642,020	9	204,591	-	-

ATTACHMENT B - PROPOSITION 55 SUMMARY

YEARLY REPORT ON THE STATE GENERAL OBLIGATION BOND MEASURE FOR THE SCHOOL FACILITY PROGRAM - 2014

*State construction funds represent the State match for the project minus site acquisition funds.

**Some Charter Schools project values are based on the preliminary apportionments.

***Includes projects that received Design Only funds.

****Does not include site acquisition funds or financial hardship funds.

TYPE	TOTAL STATE APPORTIONMENT	PROJECTS** *	STATE CONSTRUCTION FUNDS*	STATE SITE ACQUISITION FUNDS	FINANCIAL HARDSHIP	AVERAGE CONSTRUCTION FUNDS PER PROJECT***	CLASSROOM MS	STATE SHARE FUNDS PER CLASSROOM* ***	ACRES ACQUIRED	STATE SITE FUNDS PER ACRE
Kern										
New Construction	254,692,073	104	199,595,405	8,794,930	46,301,738	1,919,187	1,186	168,293	376.30	23,372
Modernization	15,239,247	20	14,956,729	-	282,518	747,836	389	38,449	-	-
Charter Schools **	-	-	-	-	-	-	-	-	-	-
Joint-Use	1,007,382	1	1,007,382	-	-	1,007,382	-	-	-	-
Critically Overcrowded Schools	-	-	-	-	-	-	-	-	-	-
Totals	270,938,702	125	215,559,516	8,794,930	46,584,256	1,724,476	1,575	136,224	376.30	23,372
Kings										
New Construction	12,740,230	3	10,676,915	1,269,146	794,170	3,558,972	52	205,325	13.20	96,147
Modernization	2,377,572	2	547,247	-	1,830,325	273,624	79	6,927	-	-
Charter Schools **	-	-	-	-	-	-	-	-	-	-
Joint-Use	4,000,000	2	4,000,000	-	-	2,000,000	-	-	-	-
Critically Overcrowded Schools	-	-	-	-	-	-	-	-	-	-
Totals	19,117,802	7	15,224,162	1,269,146	2,624,495	2,174,880	131	85,681	13.20	96,147
Lake										
New Construction	1,256,038	2	1,119,782	-	136,256	559,891	9	124,420	-	-
Modernization	1,169,115	3	1,169,115	-	-	389,705	6	194,853	-	-
Charter Schools **	-	-	-	-	-	-	-	-	-	-
Joint-Use	3,186,607	4	3,186,607	-	-	796,652	-	-	-	-
Critically Overcrowded Schools	-	-	-	-	-	-	-	-	-	-
Totals	5,611,760	9	5,475,504	-	136,256	608,389	15	152,593	-	-
Lassen										
New Construction	4,053,290	1	2,032,335	-	2,020,955	2,032,335	5	406,467	-	-
Modernization	9,567,836	6	6,520,882	-	3,046,954	1,086,814	45	144,908	-	-
Charter Schools **	-	-	-	-	-	-	-	-	-	-
Joint-Use	-	-	-	-	-	-	-	-	-	-
Critically Overcrowded Schools	-	-	-	-	-	-	-	-	-	-
Totals	13,621,126	7	8,553,217	-	5,067,909	1,221,888	50	171,064	-	-
Los Angeles										
New Construction	893,035,314	157	660,404,757	176,346,099	56,284,458	4,206,400	2,311	285,766	428.28	411,754
Modernization	755,656,996	479	753,112,013	-	2,544,983	1,572,259	13,522	55,695	-	-
Charter Schools **	114,925,230	10	89,710,665	25,214,565	-	8,971,067	211	425,169	24.49	1,029,586
Joint-Use	1,738,822	2	1,738,822	-	-	869,411	-	-	-	-
Critically Overcrowded Schools	1,206,526,728	34	778,752,311	427,774,417	-	22,904,480	1,464	531,935	250.73	1,706,116
Totals	2,971,883,089	682	2,283,718,567	629,335,081	58,829,441	3,348,561	17,508	130,339	703.50	894,577
Madera										

ATTACHMENT B - PROPOSITION 55 SUMMARY

YEARLY REPORT ON THE STATE GENERAL OBLIGATION BOND MEASURE FOR THE SCHOOL FACILITY PROGRAM - 2014

*State construction funds represent the State match for the project minus site acquisition funds.

**Some Charter Schools project values are based on the preliminary apportionments.

***Includes projects that received Design Only funds.

****Does not include site acquisition funds or financial hardship funds.

TYPE	TOTAL STATE APPORTIONMENT	PROJECTS** *	STATE CONSTRUCTION FUNDS*	STATE SITE ACQUISITION FUNDS	FINANCIAL HARDSHIP	AVERAGE CONSTRUCTION FUNDS PER PROJECT***	CLASSROOM MS	STATE SHARE FUNDS PER CLASSROOM* ***	ACRES ACQUIRED	STATE SITE FUNDS PER ACRE
Modernization	80,008	1	48,005	-	32,003	48,005	5	9,601	-	-
Charter Schools **	-	-	-	-	-	-	-	-	-	-
Joint-Use	-	-	-	-	-	-	-	-	-	-
Critically Overcrowded Schools	-	-	-	-	-	-	-	-	-	-
Totals	80,008	1	48,005	-	32,003	48,005	5	9,601	-	-
Mono										
New Construction	-	-	-	-	-	-	-	-	-	-
Modernization	-	-	-	-	-	-	-	-	-	-
Charter Schools **	-	-	-	-	-	-	-	-	-	-
Joint-Use	-	-	-	-	-	-	-	-	-	-
Critically Overcrowded Schools	-	-	-	-	-	-	-	-	-	-
Totals	-	-	-	-	-	-	-	-	-	-
Monterey										
New Construction	69,359,603	15	21,947,650	14,921,846	32,490,108	1,463,177	106	207,053	83.48	178,748
Modernization	24,306,858	28	17,276,226	-	7,030,632	617,008	659	26,216	-	-
Charter Schools **	-	-	-	-	-	-	-	-	-	-
Joint-Use	-	-	-	-	-	-	-	-	-	-
Critically Overcrowded Schools	-	-	-	-	-	-	-	-	-	-
Totals	93,666,461	43	39,223,876	14,921,846	39,520,740	912,183	765	51,273	83.48	178,748
Napa										
New Construction	-	-	-	-	-	-	-	-	-	-
Modernization	-	-	-	-	-	-	-	-	-	-
Charter Schools **	-	-	-	-	-	-	-	-	-	-
Joint-Use	605,683	1	605,683	-	-	605,683	-	-	-	-
Critically Overcrowded Schools	-	-	-	-	-	-	-	-	-	-
Totals	605,683	1	605,683	-	-	605,683	-	-	-	-
Nevada										
New Construction	-	-	-	-	-	-	-	-	-	-
Modernization	3,807,964	7	3,610,150	-	197,814	515,736	114	31,668	-	-
Charter Schools **	-	-	-	-	-	-	-	-	-	-
Joint-Use	-	-	-	-	-	-	-	-	-	-
Critically Overcrowded Schools	-	-	-	-	-	-	-	-	-	-
Totals	3,807,964	7	3,610,150	-	197,814	515,736	114	31,668	-	-
Orange										
New Construction	261,219,523	61	183,790,255	69,619,671	7,809,597	3,012,955	597	307,856	122.36	568,974
Modernization	210,308,836	73	210,308,836	-	-	2,880,943	2,796	75,218	-	-

ATTACHMENT B - PROPOSITION 55 SUMMARY

YEARLY REPORT ON THE STATE GENERAL OBLIGATION BOND MEASURE FOR THE SCHOOL FACILITY PROGRAM - 2014

*State construction funds represent the State match for the project minus site acquisition funds.

**Some Charter Schools project values are based on the preliminary apportionments.

***Includes projects that received Design Only funds.

****Does not include site acquisition funds or financial hardship funds.

TYPE	TOTAL STATE APPORTIONMENT	PROJECTS** *	STATE CONSTRUCTION FUNDS*	STATE SITE ACQUISITION FUNDS	FINANCIAL HARDSHIP	AVERAGE CONSTRUCTION FUNDS PER PROJECT***	CLASSROOM MS	STATE SHARE FUNDS PER CLASSROOM* ***	ACRES ACQUIRED	STATE SITE FUNDS PER ACRE
Joint-Use	-	-	-	-	-	-	-	-	-	-
Critically Overcrowded Schools	-	-	-	-	-	-	-	-	-	-
Totals	5,702,589	4	5,067,962	-	634,627	1,266,991	50	101,359	-	-
San Bernardino										
New Construction	766,147,308	173	458,452,750	93,596,137	214,098,420	2,650,016	2,216	206,883	723.36	129,391
Modernization	107,549,133	47	90,287,088	-	17,262,045	1,921,002	1,213	74,433	-	-
Charter Schools **	952,622	1	812,622	140,000	-	812,622	11	73,875	6.74	20,772
Joint-Use	-	-	-	-	-	-	-	-	-	-
Critically Overcrowded Schools	-	-	-	-	-	-	-	-	-	-
Totals	874,649,062	221	549,552,460	93,736,137	231,360,465	2,486,663	3,440	159,754	730.10	128,388
San Diego										
New Construction	455,754,678	61	331,101,290	123,237,022	1,416,366	5,427,890	1,154	286,916	306.36	402,262
Modernization	299,652,344	138	299,245,775	-	406,569	2,168,448	3,858	77,565	-	-
Charter Schools **	-	-	-	-	-	-	-	-	-	-
Joint-Use	1,500,000	1	1,500,000	-	-	1,500,000	-	-	-	-
Critically Overcrowded Schools	-	-	-	-	-	-	-	-	-	-
Totals	756,907,021	200	631,847,064	123,237,022	1,822,935	3,159,235	5,012	125,768	306.36	402,262
San Francisco										
New Construction	7,727,244	1	7,727,244	-	-	7,727,244	18	429,291	-	-
Modernization	20,433,796	9	20,433,796	-	-	2,270,422	248	82,394	-	-
Charter Schools **	14,124,484	1	13,499,834	624,650	-	13,499,834	16	843,740	1.00	624,650
Joint-Use	-	-	-	-	-	-	-	-	-	-
Critically Overcrowded Schools	-	-	-	-	-	-	-	-	-	-
Totals	42,285,524	11	41,660,874	624,650	-	3,787,352	282	147,734	1.00	624,650
San Joaquin										
New Construction	174,552,410	27	155,678,278	17,537,368	1,336,765	5,765,862	512	304,059	209.29	83,795
Modernization	13,192,884	10	11,667,533	-	1,525,351	1,166,753	121	96,426	-	-
Charter Schools **	-	-	-	-	-	-	-	-	-	-
Joint-Use	4,765,134	5	4,765,134	-	-	953,027	-	-	-	-
Critically Overcrowded Schools	-	-	-	-	-	-	-	-	-	-
Totals	192,510,428	42	172,110,945	17,537,368	2,862,116	4,097,880	633	264,369	209.29	83,795
San Luis Obispo										
New Construction	5,455,847	5	4,743,535	205,000	507,312	948,707	23	206,241	2.90	70,690
Modernization	23,870	1	23,870	-	-	23,870	32	746	-	-
Charter Schools **	-	-	-	-	-	-	-	-	-	-
Joint-Use	2,000,000	1	2,000,000	-	-	2,000,000	-	-	-	-

ATTACHMENT B - PROPOSITION 55 SUMMARY

YEARLY REPORT ON THE STATE GENERAL OBLIGATION BOND MEASURE FOR THE SCHOOL FACILITY PROGRAM - 2014

*State construction funds represent the State match for the project minus site acquisition funds.

**Some Charter Schools project values are based on the preliminary apportionments.

***Includes projects that received Design Only funds.

****Does not include site acquisition funds or financial hardship funds.

TYPE	TOTAL STATE APPORTIONMENT	PROJECTS** *	STATE CONSTRUCTION FUNDS*	STATE SITE ACQUISITION FUNDS	FINANCIAL HARDSHIP	AVERAGE CONSTRUCTION FUNDS PER PROJECT***	CLASSROOM MS	STATE SHARE FUNDS PER CLASSROOM* ***	ACRES ACQUIRED	STATE SITE FUNDS PER ACRE
Totals	18,778,950	21	15,009,290	-	3,769,660	714,728	124	121,043	-	-
Sierra										
New Construction	-	-	-	-	-	-	-	-	-	-
Modernization	-	-	-	-	-	-	-	-	-	-
Charter Schools **	-	-	-	-	-	-	-	-	-	-
Joint-Use	-	-	-	-	-	-	-	-	-	-
Critically Overcrowded Schools	-	-	-	-	-	-	-	-	-	-
Totals	-	-	-	-	-	-	-	-	-	-
Siskiyou										
New Construction	2,962,956	1	1,484,289	-	1,478,667	1,484,289	2	742,145	-	-
Modernization	96,197	1	96,197	-	-	96,197	9	10,689	-	-
Charter Schools **	-	-	-	-	-	-	-	-	-	-
Joint-Use	-	-	-	-	-	-	-	-	-	-
Critically Overcrowded Schools	-	-	-	-	-	-	-	-	-	-
Totals	3,059,153	2	1,580,486	-	1,478,667	790,243	11	143,681	-	-
Solano										
New Construction	89,282,232	25	71,250,306	16,780,755	1,251,171	2,850,012	292	244,008	81.87	204,968
Modernization	7,890,182	16	7,890,182	-	-	493,136	307	25,701	-	-
Charter Schools **	-	-	-	-	-	-	-	-	-	-
Joint-Use	1,925,750	1	1,925,750	-	-	1,925,750	-	-	-	-
Critically Overcrowded Schools	-	-	-	-	-	-	-	-	-	-
Totals	99,098,164	42	81,066,238	16,780,755	1,251,171	1,930,149	599	132,121	81.87	204,968
Sonoma										
New Construction	15,743,031	11	7,802,449	3,311,007	4,629,575	709,314	63	123,848	14.79	223,868
Modernization	14,261,700	15	14,255,300	-	6,400	950,353	191	74,635	-	-
Charter Schools **	-	-	-	-	-	-	-	-	-	-
Joint-Use	1,470,047	2	1,470,047	-	-	735,024	-	-	-	-
Critically Overcrowded Schools	-	-	-	-	-	-	-	-	-	-
Totals	31,474,778	28	23,527,796	3,311,007	4,635,975	840,278	254	86,842	14.79	223,868
Stanislaus										
New Construction	210,890,442	49	139,597,306	17,307,721	53,985,415	2,848,925	609	229,224	308.88	56,034
Modernization	27,095,266	25	23,886,964	-	3,208,302	955,479	326	73,273	-	-
Charter Schools **	-	-	-	-	-	-	-	-	-	-
Joint-Use	3,813,591	3	3,813,591	-	-	1,271,197	-	-	-	-
Critically Overcrowded Schools	-	-	-	-	-	-	-	-	-	-
Totals	241,799,298	77	167,297,861	17,307,721	57,193,717	2,172,699	935	174,849	308.88	56,034

ATTACHMENT B - PROPOSITION 55 SUMMARY

YEARLY REPORT ON THE STATE GENERAL OBLIGATION BOND MEASURE FOR THE SCHOOL FACILITY PROGRAM - 2014

*State construction funds represent the State match for the project minus site acquisition funds.

**Some Charter Schools project values are based on the preliminary apportionments.

***Includes projects that received Design Only funds.

****Does not include site acquisition funds or financial hardship funds.

TYPE	TOTAL STATE APPORTIONMENT	PROJECTS** *	STATE CONSTRUCTION FUNDS*	STATE SITE ACQUISITION FUNDS	FINANCIAL HARDSHIP	AVERAGE CONSTRUCTION FUNDS PER PROJECT***	CLASSROOM MS	STATE SHARE FUNDS PER CLASSROOM* ***	ACRES ACQUIRED	STATE SITE FUNDS PER ACRE
Sutter										
New Construction	35,074,046	11	32,723,038	462,419	1,888,589	2,974,822	112	292,170	18.90	24,467
Modernization	3,711,348	6	3,108,098	-	603,250	518,016	46	67,567	-	-
Charter Schools **	-	-	-	-	-	-	-	-	-	-
Joint-Use	-	-	-	-	-	-	-	-	-	-
Critically Overcrowded Schools	-	-	-	-	-	-	-	-	-	-
Totals	38,785,394	17	35,831,136	462,419	2,491,839	2,107,714	158	226,779	18.90	24,467
Tehama										
New Construction	16,718,479	9	9,949,854	201,928	6,566,698	1,105,539	48	207,289	28.81	7,009
Modernization	395,735	4	256,946	-	138,789	64,237	42	6,118	-	-
Charter Schools **	-	-	-	-	-	-	-	-	-	-
Joint-Use	-	-	-	-	-	-	-	-	-	-
Critically Overcrowded Schools	-	-	-	-	-	-	-	-	-	-
Totals	17,114,214	13	10,206,800	201,928	6,705,487	785,138	90	113,409	28.81	7,009
Trinity										
New Construction	-	-	-	-	-	-	-	-	-	-
Modernization	10,426	1	7,456	-	2,970	7,456	2	3,728	-	-
Charter Schools **	-	-	-	-	-	-	-	-	-	-
Joint-Use	-	-	-	-	-	-	-	-	-	-
Critically Overcrowded Schools	-	-	-	-	-	-	-	-	-	-
Totals	10,426	1	7,456	-	2,970	7,456	2	3,728	-	-
Tulare										
New Construction	178,584,443	59	127,576,304	4,206,011	46,802,127	2,162,310	544	234,515	247.65	16,984
Modernization	9,301,367	10	6,111,337	-	3,190,030	611,134	41	149,057	-	-
Charter Schools **	-	-	-	-	-	-	-	-	-	-
Joint-Use	2,433,631	4	2,433,631	-	-	608,408	-	-	-	-
Critically Overcrowded Schools	-	-	-	-	-	-	-	-	-	-
Totals	190,319,441	73	136,121,272	4,206,011	49,992,158	1,864,675	585	228,526	247.65	16,984
Tuolumne										
New Construction	26,202,805	2	13,333,986	278,952	12,589,867	6,666,993	27	493,851	1.80	154,973
Modernization	9,600	1	9,600	-	-	9,600	3	3,200	-	-
Charter Schools **	-	-	-	-	-	-	-	-	-	-
Joint-Use	2,987,240	2	2,987,240	-	-	1,493,620	-	-	-	-
Critically Overcrowded Schools	-	-	-	-	-	-	-	-	-	-
Totals	29,199,645	5	16,330,826	278,952	12,589,867	3,266,165	30	444,786	1.80	154,973

ATTACHMENT B - PROPOSITION 55 SUMMARY

YEARLY REPORT ON THE STATE GENERAL OBLIGATION BOND MEASURE FOR THE SCHOOL FACILITY PROGRAM - 2014

*State construction funds represent the State match for the project minus site acquisition funds.

**Some Charter Schools project values are based on the preliminary apportionments.

***Includes projects that received Design Only funds.

****Does not include site acquisition funds or financial hardship funds.

TYPE	TOTAL STATE APPORTIONMENT	PROJECTS** *	STATE CONSTRUCTION FUNDS*	STATE SITE ACQUISITION FUNDS	FINANCIAL HARDSHIP	AVERAGE CONSTRUCTION FUNDS PER PROJECT***	CLASSROOM MS	STATE SHARE FUNDS PER CLASSROOM* ***	ACRES ACQUIRED	STATE SITE FUNDS PER ACRE
Ventura										
New Construction	63,811,580	11	45,511,219	15,101,481	3,198,880	4,137,384	156	291,739	31.78	475,188
Modernization	26,117,865	10	26,117,865	-	-	2,611,787	359	72,752	-	-
Charter Schools **	-	-	-	-	-	-	-	-	-	-
Joint-Use	-	-	-	-	-	-	-	-	-	-
Critically Overcrowded Schools	-	-	-	-	-	-	-	-	-	-
Totals	89,929,445	21	71,629,084	15,101,481	3,198,880	3,410,909	515	139,086	31.78	475,188
Yolo										
New Construction	17,968,902	5	13,842,644	4,126,258	-	2,768,529	102	135,712	43.19	95,537
Modernization	3,584,549	8	3,584,549	-	-	448,069	169	21,210	-	-
Charter Schools **	-	-	-	-	-	-	-	-	-	-
Joint-Use	2,000,000	1	2,000,000	-	-	2,000,000	-	-	-	-
Critically Overcrowded Schools	-	-	-	-	-	-	-	-	-	-
Totals	23,553,451	14	19,427,193	4,126,258	-	1,387,657	271	64,307	43.19	95,537
Yuba										
New Construction	25,592,958	13	23,883,261	1,709,697	-	1,837,174	99	241,245	18.00	94,983
Modernization	-	-	-	-	-	-	-	-	-	-
Charter Schools **	-	-	-	-	-	-	-	-	-	-
Joint-Use	-	-	-	-	-	-	-	-	-	-
Critically Overcrowded Schools	-	-	-	-	-	-	-	-	-	-
Totals	25,592,958	13	23,883,261	1,709,697	-	1,837,174	99	241,245	18.00	94,983

ATTACHMENT C - PROPOSITION 55 NEW CONSTRUCTION PROJECTS

YEARLY REPORT ON THE STATE GENERAL OBLIGATION BOND MEASURE FOR THE SCHOOL FACILITY PROGRAM - 2014

*State construction funds represent the State match for the project minus site acquisition funds.

**Does not include site acquisition funds or financial hardship funds.

***Includes multi-purpose rooms, administrative facilities, gymnasiums, and libraries. Information not available for projects apportioned prior to January 2007.

County	District	School Name	Grade	State Construction Funds*	Site Acquisition	Financial Hardship	Classrooms	State Share Funds per Classroom**	Proposed Acres	Site Funds Per Acre	Last SAB Date	Status	Non-Classroom Facility Square Footage***
ALAMEDA	ALAMEDA CITY UNIFIED	LINCOLN MIDDLE	MI	\$ 1,890,760.00	\$ -	\$ -	8	\$ 236,345.00	-	-	4/26/2006	100% Complete	-
ALAMEDA	ALAMEDA CITY UNIFIED	WOODSTOCK ELEMENTARY	EL	\$ 751,854.00	\$ -	\$ -	3	\$ 250,618.00	-	-	5/24/2006	Closed	-
ALAMEDA	DUBLIN UNIFIED	H.W. KOLB ELEMENTARY	EL	\$ -	\$ 2,600,000.00	\$ -	31	\$ -	10.00	\$ 260,000.00	12/15/2010	99% Complete	18,099
ALAMEDA	DUBLIN UNIFIED	JOHN GREEN ELEMENTARY	EL	\$ 6,080,560.00	\$ 11,960,750.00	\$ -	27	\$ 225,205.93	9.98	\$ 1,198,471.94	6/27/2007	100% Complete	19,376
ALAMEDA	FREMONT UNIFIED	BRIER ELEMENTARY	EL	\$ 826,253.00	\$ -	\$ -	3	\$ 275,417.67	-	-	12/14/2011	100% Complete	-
ALAMEDA	HAYWARD UNIFIED	BURBANK ELEMENTARY	EL	\$ 1,501,408.00	\$ -	\$ -	31	\$ 48,432.52	-	-	9/26/2007	Closed	-
ALAMEDA	LIVERMORE VALLEY JOINT UNIFIED	GRANADA HIGH	HI	\$ 4,612,986.00	\$ -	\$ -	14	\$ 329,499.00	-	-	2/27/2008	100% Complete	-
ALAMEDA	NEW HAVEN UNIFIED	CESAR CHAVEZ MIDDLE	MI	\$ 1,703,735.00	\$ -	\$ -	-	\$ -	-	-	3/28/2007	Closed	-
ALAMEDA	NEW HAVEN UNIFIED	EL RANCHO VERDE ALTERNATIVE ED. CENTER	HI	\$ 5,273,779.00	\$ -	\$ -	20	\$ 263,688.95	-	-	12/15/2005	Closed	-
ALAMEDA	OAKLAND UNIFIED	LA ESCUELITA ELEMENTARY	EL	\$ 3,281,864.00	\$ 3,813,828.00	\$ -	8	\$ 410,233.00	2.91	\$ 1,310,593.81	5/22/2013	Funds Released	-
ALAMEDA	OAKLAND UNIFIED	METWEST HIGH	HI	\$ 12,076,494.00	\$ 2,017,751.00	\$ -	18	\$ 670,916.33	1.08	\$ 1,868,287.96	5/22/2013	Funds Released	-
ALAMEDA	SAN LEANDRO UNIFIED	SAN LEANDRO HIGH	HI	\$ 1,436,422.00	\$ -	\$ -	8	\$ 179,552.75	-	-	1/25/2006	Closed	-
ALAMEDA	SAN LEANDRO UNIFIED	SAN LEANDRO HIGH	HI	\$ 2,021,362.00	\$ -	\$ -	3	\$ 673,787.33	-	-	12/15/2010	100% Complete	-
ALAMEDA County Totals				\$ 41,457,477.00	\$ 20,392,329.00	\$ -							
AMADOR	AMADOR COUNTY OFFICE OF EDUCATION	AMADOR COUNTY COMMUNITY	MI	\$ 889,649.00	\$ 52,852.00	\$ 942,501.00	2	\$ 444,824.50	1.22	\$ 43,321.31	7/25/2007	100% Complete	-
AMADOR	AMADOR COUNTY OFFICE OF EDUCATION	ARGONAUT HIGH	HI	\$ 140,193.00	\$ -	\$ 140,193.00	3	\$ 46,731.00	-	-	5/22/2013	Funds Released	-
AMADOR	AMADOR COUNTY OFFICE OF EDUCATION	COUNTY COMMUNITY SCHOOL	HI	\$ 274,773.50	\$ -	\$ 274,773.50	4	\$ 68,693.38	-	-	5/22/2013	Funds Released	-
AMADOR	AMADOR COUNTY OFFICE OF EDUCATION	JACKSON JUNIOR HIGH	MI	\$ 95,630.50	\$ -	\$ 95,630.50	2	\$ 47,815.25	-	-	5/22/2013	Funds Released	-
AMADOR	AMADOR COUNTY OFFICE OF EDUCATION	PLYMOUTH ELEMENTARY	EL	\$ 92,378.00	\$ -	\$ 92,378.00	2	\$ 46,189.00	-	-	5/22/2013	Funds Released	-
AMADOR	AMADOR COUNTY UNIFIED	IONE JUNIOR HIGH	MI	\$ 371,794.00	\$ -	\$ -	2	\$ 185,897.00	-	-	3/22/2006	Closed	-
AMADOR	AMADOR COUNTY UNIFIED	IONE JUNIOR HIGH	MI	\$ 1,265,447.00	\$ -	\$ -	6	\$ 210,907.83	-	-	2/27/2008	Closed	-
AMADOR	AMADOR COUNTY UNIFIED	JACKSON JUNIOR HIGH	MI	\$ 966,604.00	\$ -	\$ -	4	\$ 241,651.00	-	-	4/25/2007	Closed	-
AMADOR County Totals				\$ 4,096,469.00	\$ 52,852.00	\$ 1,545,476.00							
BUTTE	BUTTE COUNTY OFFICE OF EDUCATION	SOUTH COUNTY EDUCATIONAL FACILITY	HI	\$ 208,489.00	\$ -	\$ 208,489.00	4	\$ 52,122.25	2.69	\$ -	1/24/2007	98% Complete	-
BUTTE	MANZANITA ELEMENTARY	MANZANITA ELEMENTARY	EL	\$ 438,948.00	\$ -	\$ -	3	\$ 146,282.67	-	-	2/22/2006	Closed	-
BUTTE	MANZANITA ELEMENTARY	MANZANITA ELEMENTARY	EL	\$ 358,906.00	\$ -	\$ 357,456.00	-	\$ -	-	-	5/22/2013	Funds Released	-
BUTTE	PALERMO UNION	FUTURE ELEMENTARY	EL	\$ 122,049.00	\$ -	\$ 122,049.00	14	\$ 8,717.79	9.50	\$ -	8/24/2005	Closed	-
BUTTE	PARADISE UNIFIED	PARADISE SENIOR HIGH	EL	\$ 1,847,324.00	\$ -	\$ -	7	\$ 263,903.43	-	-	5/22/2013	Apportioned	-
BUTTE	THERMALITO UNION	HERITAGE COMMUNITY DAY	MI	\$ 812,989.50	\$ 11,594.00	\$ 416,264.64	1	\$ 812,989.50	0.59	\$ 19,650.85	2/28/2007	99% Complete	-
BUTTE	THERMALITO UNION	NELSON AVENUE MIDDLE - 2CR & LIBRARY ADDITION	MI	\$ 378,270.00	\$ -	\$ 378,270.00	2	\$ 189,135.00	-	-	1/24/2007	Closed	-
BUTTE	THERMALITO UNION	THERMALITO COMMUNITY DAY	EL	\$ 811,641.00	\$ 11,594.00	\$ 454,016.00	1	\$ 811,641.00	0.59	\$ 19,650.85	2/28/2007	99% Complete	-
BUTTE County Totals				\$ 4,978,516.50	\$ 23,188.00	\$ 1,936,544.64							
CALAVERAS	BRET HARTE UNION HIGH	BRET HARTE UNION HIGH	HI	\$ 2,059,263.00	\$ -	\$ -	9	\$ 228,807.00	-	-	6/27/2012	Funds Released	-
CALAVERAS	CALAVERAS COUNTY OFFICE OF EDUCATION	MOUNTAIN OAKS	EL	\$ 3,329,811.00	\$ -	\$ 3,329,811.00	11	\$ 302,710.09	-	-	12/15/2010	Closed	-
CALAVERAS	CALAVERAS COUNTY OFFICE OF EDUCATION	MOUNTAIN RANCH COMMUNITY/INDEPENDENT STUDY	EL	\$ 2,681,000.00	\$ 688,373.00	\$ 3,330,270.50	9	\$ 285,544.17	9.24	\$ 74,499.24	2/28/2007	100% Complete	11,122
CALAVERAS	CALAVERAS UNIFIED	LIND (JENNY) ELEMENTARY	EL	\$ 1,285,694.00	\$ -	\$ -	10	\$ 128,569.40	-	-	12/15/2010	Closed	-
CALAVERAS County Totals				\$ 9,316,665.50	\$ 688,373.00	\$ 6,660,081.50							
COLUSA	COLUSA COUNTY OFFICE OF EDUCATION	PIERCE HIGH	HI	\$ 547,477.00	\$ -	\$ 540,008.00	2	\$ 273,738.50	-	-	5/22/2013	Funds Released	-
COLUSA	COLUSA COUNTY OFFICE OF EDUCATION	SPECIAL EDUCATION	HI	\$ 431,983.00	\$ -	\$ 431,983.00	10	\$ 43,198.30	8.40	\$ -	12/12/2007	Funds Released	-
COLUSA	WILLIAMS UNIFIED	WILLIAMS ELEMENTARY	EL	\$ 1,407,338.00	\$ 52,119.00	\$ -	8	\$ 175,917.25	1.29	\$ 40,402.33	4/23/2008	Closed	-
COLUSA County Totals				\$ 2,386,798.00	\$ 52,119.00	\$ 971,989.00							
CONTRA COSTA	ANTIOCH UNIFIED	15TH (CHARTER) ELEMENTARY	EL	\$ 1,854,300.00	\$ -	\$ 1,854,300.00	7	\$ 264,900.00	-	-	3/28/2012	Closed	-
CONTRA COSTA	ANTIOCH UNIFIED	MAGNET HIGH	HI	\$ 8,687,520.00	\$ 1,309,692.00	\$ 9,856,100.00	27	\$ 321,760.00	9.52	\$ 137,572.69	3/22/2006	99% Complete	-
CONTRA COSTA	ANTIOCH UNIFIED	MEADOW CREEK SITE	EL	\$ 4,623,300.00	\$ 611,300.00	\$ -	33	\$ 140,100.00	10.00	\$ 61,130.00	7/27/2005	Closed	-
CONTRA COSTA	ANTIOCH UNIFIED	PREWETT RANCH ELEMENTARY	EL	\$ 6,781,914.00	\$ 1,604,872.00	\$ 8,386,786.00	30	\$ 226,063.80	10.97	\$ 146,296.44	3/22/2006	Closed	-
CONTRA COSTA	BRENTWOOD UNION	BRISTOW (WILLIAM B.) MIDDLE	MI	\$ 1,063,981.00	\$ -	\$ -	12	\$ 88,665.08	-	-	8/25/2010	Closed	-
CONTRA COSTA	BRENTWOOD UNION	EMPIRE ELEMENTARY #019-020-027, 028, 029	EL	\$ -	\$ 34,574.16	\$ -	33	\$ -	11.55	\$ 2,993.43	5/24/2006	Closed	-
CONTRA COSTA	BRENTWOOD UNION	J. DOUGLAS ADAMS MIDDLE	MI	\$ 12,923,897.00	\$ 749,572.00	\$ -	46	\$ 280,954.28	18.24	\$ 41,094.96	10/25/2006	Closed	-
CONTRA COSTA	BRENTWOOD UNION	J. DOUGLAS ADAMS MIDDLE	MI	\$ 567,852.00	\$ -	\$ -	2	\$ 283,926.00	-	-	3/28/2007	Closed	-
CONTRA COSTA	BRENTWOOD UNION	MARSH CREEK ELEMENTARY	EL	\$ 6,496,888.00	\$ 3,388,031.00	\$ -	33	\$ 196,875.39	12.05	\$ 281,164.40	6/27/2007	Closed	-
CONTRA COSTA	BYRON UNION ELEMENTARY	EXCELSIOR	MI	\$ 1,620,991.00	\$ -	\$ -	6	\$ 270,165.17	-	-	12/14/2011	100% Complete	-
CONTRA COSTA	CONTRA COSTA COUNTY OFFICE OF EDUCATION	ALTERNATIVE EDUCATION CENTER EAST	HI	\$ 1,412,434.00	\$ (102,172.00)	\$ 1,310,262.00	4	\$ 353,198.50	1.10	\$ (92,883.64)	12/15/2010	Closed	-
CONTRA COSTA	CONTRA COSTA COUNTY OFFICE OF EDUCATION	ALTERNATIVE EDUCATION CENTER PAL	HI	\$ 1,000.00	\$ -	\$ 1,000.00	4	\$ 250.00	1.25	\$ -	3/10/2010	Funds Released	-
CONTRA COSTA	CONTRA COSTA COUNTY OFFICE OF EDUCATION	ALTERNATIVE EDUCATION CENTER PITTSBURG	HI	\$ 71,402.50	\$ -	\$ 71,402.50	4	\$ 17,850.63	1.25	\$ -	5/25/2011	10% Complete	-
CONTRA COSTA	CONTRA COSTA COUNTY OFFICE OF EDUCATION	ALTERNATIVE EDUCATION-MARTINEZ	HI	\$ 247,652.00	\$ -	\$ 247,652.00	4	\$ 61,913.00	3.40	\$ -	6/27/2012	Funds Released	-
CONTRA COSTA	CONTRA COSTA COUNTY OFFICE OF EDUCATION	COMMUNITY - EAST	HI	\$ 1,272,800.50	\$ -	\$ 1,272,800.50	4	\$ 318,200.13	-	-	12/14/2011	95% Complete	-
CONTRA COSTA	CONTRA COSTA COUNTY OFFICE OF EDUCATION	HERITAGE HIGH	HI	\$ 1,265,954.50	\$ -	\$ 1,052,349.51	4	\$ 316,488.63	-	-	11/3/2010	Closed	-
CONTRA COSTA	JOHN SWETT UNIFIED	JOHN SWETT HIGH	HI	\$ 3,615,570.00	\$ 451,068.00	\$ -	6	\$ 602,646.50	-	-	6/27/2012	Funds Released	-
CONTRA COSTA	JOHN SWETT UNIFIED	WILLOW HIGH	HI	\$ 519,206.00	\$ -	\$ -	2	\$ 259,603.00	-	-	6/27/2012	Funds Released	-
CONTRA COSTA	KNIGHTSEN ELEMENTARY	OLD RIVER ELEMENTARY	EL	\$ 6,551,013.00	\$ 709,773.00	\$ 6,382,800.00	19	\$ 344,790.16	16.30	\$ 43,544.36	8/22/2007	Closed	1,507
CONTRA COSTA	LIBERTY UNION HIGH	HIGH #4	HI	\$ 1,188,366.00	\$ 2,446,978.00	\$ -	-	\$ -	56.70	\$ 43,156.58	6/28/2006	1% Complete	-
CONTRA COSTA	LIBERTY UNION HIGH	LIBERTY HIGH	HI	\$ 3,198,366.00	\$ -	\$ 1,398,297.00	12	\$ 266,530.50	-	-	6/28/2006	Closed	-
CONTRA COSTA	OAKLEY UNION ELEMENTARY	CARPENTER ELEMENTARY	EL	\$ 6,119,891.00	\$ 1,946,209.00	\$ -	23	\$ 266,082.22	10.00	\$ 194,620.90	7/25/2007	Closed	20,904
CONTRA COSTA	OAKLEY UNION ELEMENTARY	DELTA VISTA MIDDLE	EL	\$ 498,864.00	\$ -	\$ 490,074.00	6	\$ 83,144.00	-	-	1/30/2008	Closed	-
CONTRA COSTA	OAKLEY UNION ELEMENTARY	IRON HOUSE ELEMENTARY	EL	\$ 5,811,973.00	\$ -	\$ -	25	\$ 232,478.92	-	-	1/24/2007	Closed	-
CONTRA COSTA	OAKLEY UNION ELEMENTARY	LAUREL ELEMENTARY	EL	\$ 778,075.00	\$ -	\$ 778,075.00	4	\$ 194,518.75	-	-	1/30/2008	Closed	-
CONTRA COSTA	OAKLEY UNION ELEMENTARY	NEW MIDDLE #3	MI	\$ 1,049,461.00	\$ 5,857,683.00	\$ 6,835,561.00	24	\$ 43,727.54	24.90	\$ 235,248.31	3/26/2008	81% Complete	-
CONTRA COSTA	OAKLEY UNION ELEMENTARY	SUMMERLAKE ELEMENTARY	EL	\$ 3,096,692.00	\$ -	\$ 3,081,054.00	-	\$ -	10.08	\$ -	2/27/2008	95% Complete	-
CONTRA COSTA	OAKLEY UNION ELEMENTARY	VINTAGE PARKWAY ELEMENTARY	EL	\$ 723,918.00	\$ -	\$ 721,524.00	3	\$ 241,306.00	-	-	1/30/2008	Closed	-
CONTRA COSTA	PITTSBURG UNIFIED	HEIGHTS ELEMENTARY	EL	\$ 47,704.00	\$ -	\$ -	1	\$ 47,704.00	-	-	1/25/2006	Closed	-
CONTRA COSTA	PITTSBURG UNIFIED	HIGHLANDS ELEMENTARY	EL	\$ 47,704.00	\$ -	\$ -	1	\$ 47,704.00	-	-	1/25/2006	Closed	-
CONTRA COSTA	PITTSBURG UNIFIED	HILLVIEW JUNIOR HIGH	MI	\$ 50,009.00	\$ -	\$ -	2	\$ 25,004.50	-	-	1/25/2006	Closed	-
CONTRA COSTA	PITTSBURG UNIFIED	MARINA ELEMENTARY	EL	\$ 11,147,424.00	\$ 267,737.00	\$ -	28	\$ 398,122.29	0.61	\$ 438,913.11	7/25/2007	100% Complete	11,609
CONTRA COSTA	PITTSBURG UNIFIED	MARTIN LUTHER KING JR. JUNIOR HIGH	MI	\$ 4,789,746.00	\$ -	\$ -	16	\$ 299,359.13	-	-	5/22/2013	Funds Released	-
CONTRA COSTA	PITTSBURG UNIFIED	PITTSBURG SENIOR HIGH	HI	\$ 130,630.00	\$ -	\$ -	5	\$ 26,126.00	-	-	1/25/2006	Closed	-
CONTRA COSTA	PITTSBURG UNIFIED	RANGE ROAD MIDDLE	MI	\$ 12,612,917.00	\$ 137,019.00	\$ -	39	\$ 320,844.03	20.00	\$ 6,850.95	7/25/2007	100% Complete	45,315

ATTACHMENT C - PROPOSITION 55 NEW CONSTRUCTION PROJECTS

YEARLY REPORT ON THE STATE GENERAL OBLIGATION BOND MEASURE FOR THE SCHOOL FACILITY PROGRAM - 2014

*State construction funds represent the State match for the project minus site acquisition funds.

**Does not include site acquisition funds or financial hardship funds.

***Includes multi-purpose rooms, administrative facilities, gymnasiums, and libraries. Information not available for projects apportioned prior to January 2007.

County	District	School Name	Grade	State Construction Funds*	Site Acquisition	Financial Hardship	Classrooms	State Share Funds per Classroom**	Proposed Acres	Site Funds Per Acre	Last SAB Date	Status	Non-Classroom Facility Square Footage**
CONTRA COSTA	PITTSBURG UNIFIED	RIVERSIDE HIGH (CONT.)	HI	\$ 3,485,611.00	\$ 1,185.00	-	6	\$ 580,935.17	8.61	\$ 137.63	12/12/2012	Funds Released	-
CONTRA COSTA	PITTSBURG UNIFIED	WILLOW COVE ELEMENTARY	EL	\$ 47,704.00	-	-	1	\$ 47,704.00	-	-	1/25/2006	Closed	-
CONTRA COSTA	SAN RAMON VALLEY UNIFIED	BOLLINGER CANYON ELEMENTARY	EL	\$ 751,129.00	-	-	3	\$ 250,376.33	-	-	12/9/2006	Closed	-
CONTRA COSTA	SAN RAMON VALLEY UNIFIED	CALIFORNIA HIGH	HI	\$ 2,609,835.00	-	-	8	\$ 326,229.38	-	-	1/24/2007	Closed	-
CONTRA COSTA	SAN RAMON VALLEY UNIFIED	CREEKSIDE ELEMENTARY	EL	\$ 1,204,663.00	-	-	33	\$ 36,504.94	9.37	-	8/4/2010	100% Complete	17,267
CONTRA COSTA	SAN RAMON VALLEY UNIFIED	DIABLO VISTA MIDDLE	MI	\$ 1,126,635.00	-	-	4	\$ 281,658.75	-	-	12/14/2011	Funds Released	-
CONTRA COSTA	SAN RAMON VALLEY UNIFIED	DOUGHERTY VALLEY HIGH	HI	\$ 31,124,152.00	\$ 60,320,750.00	-	96	\$ 324,209.92	45.38	\$ 1,329,236.45	1/24/2007	100% Complete	-
CONTRA COSTA	SAN RAMON VALLEY UNIFIED	GREEN VALLEY ELEMENTARY	EL	\$ 2,019,786.00	-	-	9	\$ 224,420.67	-	-	1/30/2008	Closed	-
CONTRA COSTA	SAN RAMON VALLEY UNIFIED	LIVE OAK ELEMENTARY (WINDEMERE #2)	EL	\$ 8,816,153.00	\$ 14,040,188.00	-	42	\$ 209,908.40	10.00	\$ 1,404,018.80	1/24/2007	Closed	-
CONTRA COSTA	SAN RAMON VALLEY UNIFIED	MONTAIR ELEMENTARY	EL	\$ 172,270.00	-	-	1	\$ 172,270.00	-	-	10/26/2005	Closed	-
CONTRA COSTA	SAN RAMON VALLEY UNIFIED	QUAIL RUN ELEMENTARY	EL	\$ 8,775,402.00	\$ 19,501,289.00	-	43	\$ 204,079.12	14.59	\$ 1,336,620.22	1/24/2007	Closed	-
CONTRA COSTA	SAN RAMON VALLEY UNIFIED	RANCHO ROMERO ELEMENTARY	EL	\$ 598,787.00	-	-	2	\$ 299,393.50	-	-	1/30/2008	Closed	-
CONTRA COSTA	SAN RAMON VALLEY UNIFIED	VISTA GRANDE ELEMENTARY	EL	\$ 517,482.00	-	-	2	\$ 258,741.00	-	-	1/24/2007	Closed	-
CONTRA COSTA	SAN RAMON VALLEY UNIFIED	WINDEMERE MIDDLE	MI	\$ 1,959,885.00	-	-	8	\$ 244,860.63	-	-	9/26/2007	90% Complete	-
CONTRA COSTA County Totals				\$ 173,978,218.50	\$ 113,275,738.16	\$ 43,740,037.51							
EL DORADO	BLACK OAK MINE UNIFIED	NORTHSIDE ELEMENTARY	EL	\$ 51,613.00	-	-	1	\$ 51,613.00	-	-	6/22/2005	Closed	-
EL DORADO	BLACK OAK MINE UNIFIED	NORTHSIDE ELEMENTARY	EL	\$ 231,895.00	-	\$ 231,895.00	1	\$ 231,895.00	-	-	6/27/2012	Funds Released	-
EL DORADO	BUCKEYE UNION ELEMENTARY	CAMERADO SPRINGS INTERMEDIATE	MI	\$ 983,298.00	-	-	2	\$ 491,649.00	-	-	10/24/2007	Closed	-
EL DORADO	BUCKEYE UNION ELEMENTARY	OAK MEADOW ELEMENTARY	EL	\$ 988,351.00	-	-	6	\$ 164,725.17	-	-	4/23/2008	Closed	-
EL DORADO	EL DORADO COUNTY OFFICE OF EDUCATION	CHARTER COMM. & EXT. DAY	HI	\$ 527,116.00	-	\$ 527,116.00	10	\$ 52,711.60	-	-	1/24/2007	100% Complete	-
EL DORADO	EL DORADO UNION HIGH	OAK RIDGE HIGH	EL	\$ 1,646,843.00	\$ 862,689.00	-	8	\$ 205,855.38	-	-	9/28/2005	Closed	-
EL DORADO	EL DORADO UNION HIGH	UNION MINE HIGH	HI	\$ 1,735,933.00	-	-	6	\$ 289,322.17	-	-	9/28/2005	Closed	-
EL DORADO	MOTHER LODGE UNION ELEMENTARY	GREEN (HERBERT C.) MIDDLE	MI	\$ 142,311.00	-	-	1	\$ 142,311.00	-	-	1/24/2007	90% Complete	-
EL DORADO	MOTHER LODGE UNION ELEMENTARY	GREEN (HERBERT C.) MIDDLE	MI	\$ 127,463.00	-	-	1	\$ 127,463.00	-	-	1/24/2007	90% Complete	-
EL DORADO	PLACERVILLE UNION ELEMENTARY	MARKHAM (EDWIN) MIDDLE	MI	\$ 657,614.00	-	-	3	\$ 219,204.67	-	-	7/27/2005	Closed	-
EL DORADO	PLACERVILLE UNION ELEMENTARY	SCHNELL (LOUISIANA) ELEMENTARY	EL	\$ 955,374.00	-	-	4	\$ 238,843.50	-	-	7/27/2005	Closed	-
EL DORADO	PLACERVILLE UNION ELEMENTARY	SIERRA ELEMENTARY	EL	\$ 492,644.00	-	-	2	\$ 246,322.00	-	-	7/27/2005	Closed	-
EL DORADO	RESCUE UNION ELEMENTARY	RESCUE ELEMENTARY	EL	\$ 974,659.00	-	-	3	\$ 324,886.33	-	-	2/27/2008	Closed	-
EL DORADO County Totals				\$ 9,515,114.00	\$ 862,689.00	\$ 759,011.00							
FRESNO	CENTRAL UNIFIED	HARVEST ELEMENTARY	EL	\$ 10,586,321.00	\$ 1,278,500.00	-	35	\$ 302,466.31	153.10	\$ 8,350.75	4/25/2007	Closed	20,585
FRESNO	CENTRAL UNIFIED	HERNDON-BARSTOW ELEMENTARY	EL	\$ 169,820.00	-	-	2	\$ 84,910.00	-	-	5/23/2007	Closed	-
FRESNO	CENTRAL UNIFIED	KOHLGUTENBERG ELEMENTARY	EL	\$ 89,910.00	-	-	1	\$ 89,910.00	-	-	5/23/2007	Closed	-
FRESNO	CENTRAL UNIFIED	KINKLEY ELEMENTARY	EL	\$ 231,626.00	-	-	6	\$ 38,637.67	-	-	7/27/2005	Closed	-
FRESNO	CENTRAL UNIFIED	PERSHING HIGH (CONT.)	HI	\$ 84,272.00	-	-	1	\$ 84,272.00	-	-	5/23/2007	Closed	-
FRESNO	CENTRAL UNIFIED	POLK ELEMENTARY (JAMES K)	EL	\$ 5,546,033.00	\$ 207,373.00	-	29	\$ 191,242.52	19.50	\$ 10,634.51	8/24/2005	Closed	-
FRESNO	CENTRAL UNIFIED	RIO VISTA MIDDLE	MI	\$ 115,918.00	-	-	3	\$ 38,639.33	-	-	7/27/2005	Closed	-
FRESNO	CENTRAL UNIFIED	RIO VISTA MIDDLE	MI	\$ 157,184.00	-	-	4	\$ 39,296.00	-	-	7/27/2005	Closed	-
FRESNO	CENTRAL UNIFIED	RIVER BLUFF ELEM	EL	\$ 75,858.00	-	-	3	\$ 25,286.00	-	-	7/27/2005	Closed	-
FRESNO	CENTRAL UNIFIED	ROOSEVELT ELEMENTARY	EL	\$ 73,708.00	-	-	2	\$ 36,854.00	-	-	7/27/2005	Closed	-
FRESNO	CENTRAL UNIFIED	SAROYAN (WILLIAM) ELEM.	EL	\$ 66,867.00	-	-	2	\$ 33,433.50	-	-	7/27/2005	Closed	-
FRESNO	CLOVIS UNIFIED	CLOVIS NORTH EDUCATION CENTER	HI	\$ -	\$ 3,376,020.00	-	152	\$ -	82.74	\$ 40,802.76	2/28/2007	80% Complete	-
FRESNO	CLOVIS UNIFIED	CLOVIS NORTH EDUCATION CENTER	HI	\$ 57,780,494.00	-	-	152	\$ 380,003.25	82.74	\$ -	4/25/2007	Closed	-
FRESNO	CLOVIS UNIFIED	GARFIELD ELEMENTARY SDC-MTU PROJECT	EL	\$ 1,559,310.00	\$ 59,875.00	-	4	\$ 399,159.75	3.10	\$ 19,314.52	8/24/2005	Closed	-
FRESNO	CLOVIS UNIFIED	GATEWAY HIGH (CONT.)	HI	\$ 2,649,858.00	-	-	7	\$ 378,551.14	-	-	3/26/2008	Closed	10,572
FRESNO	CLOVIS UNIFIED	HARLAN RANCH ELEMENTARY SCHOOL (BUD RANK)	EL	\$ 7,361,274.00	\$ 1,541,454.00	-	28	\$ 262,902.64	13.50	\$ 114,181.78	7/25/2007	Closed	19,324
FRESNO	CLOVIS UNIFIED	REGAN ELEMENTARY	EL	\$ 7,116,318.00	\$ 256,044.00	-	28	\$ 254,154.21	13.50	\$ 18,966.22	1/24/2007	Closed	-
FRESNO	CLOVIS UNIFIED	TEMPERANCE-KUTNER ELEMENTARY	EL	\$ 466,589.00	-	-	2	\$ 233,294.50	-	-	1/24/2007	Closed	-
FRESNO	COALINGAHURON JOINT UNIFIED	COALINGA JUNIOR HIGH	MI	\$ 1,962,801.00	-	-	20	\$ 98,140.05	-	-	10/26/2005	Closed	-
FRESNO	COALINGAHURON JOINT UNIFIED	HURON MIDDLE	MI	\$ 1,389,331.00	-	-	7	\$ 198,475.86	-	-	12/14/2011	100% Complete	-
FRESNO	FRESNO COUNTY OFFICE OF EDUCATION	JEFFERSON ELEMENTARY	EL	\$ 125,707.00	-	-	1	\$ 125,707.00	-	-	8/23/2006	Closed	-
FRESNO	FRESNO COUNTY OFFICE OF EDUCATION	KERMIT KOONTZ EDUCATION COMPLEX	HI	\$ 3,977,893.00	-	\$ 3,977,893.00	12	\$ 331,491.08	4.72	\$ -	12/12/2007	100% Complete	6,858
FRESNO	FRESNO COUNTY OFFICE OF EDUCATION	SANGER HIGH	HI	\$ 191,971.00	-	\$ 62,573.00	1	\$ 191,971.00	-	-	3/20/2013	Closed	-
FRESNO	FRESNO COUNTY OFFICE OF EDUCATION	SELMA HIGH	HI	\$ 203,494.00	-	\$ 105,000.00	1	\$ 203,494.00	-	-	3/20/2013	Closed	-
FRESNO	FRESNO COUNTY OFFICE OF EDUCATION	TELLMAN EDUCATIONAL CENTER	HI	\$ 105,345.00	-	\$ 105,345.00	7	\$ 15,049.29	-	-	3/20/2013	1% Complete	-
FRESNO	FRESNO UNIFIED	BAKMAN ELEMENTARY	EL	\$ 5,853,927.00	\$ 1,034,800.00	-	30	\$ 195,130.50	10.57	\$ 97,899.72	10/26/2005	Closed	-
FRESNO	FRESNO UNIFIED	EASTERBY ELEMENTARY	EL	\$ 289,415.00	-	-	1	\$ 289,415.00	-	-	12/12/2012	Funds Released	-
FRESNO	FRESNO UNIFIED	YOKOMI ELEMENTARY	EL	\$ 7,115,696.00	\$ 2,227,801.00	-	36	\$ 197,658.22	6.63	\$ 336,018.25	10/26/2005	100% Complete	-
FRESNO	KERMAN UNIFIED	LIBERTY INTERMEDIATE	EL	\$ 977,605.00	-	-	4	\$ 244,401.25	-	-	1/24/2007	Closed	-
FRESNO	KERMAN UNIFIED	SUN EMPIRE ELEMENTARY	EL	\$ 1,331,207.00	-	-	5	\$ 266,241.40	-	-	1/24/2007	Closed	-
FRESNO	KINGS CANYON JOINT UNIFIED	DUNLAP HIGH	HI	\$ 1,646,192.00	\$ 58,393.00	-	2	\$ 823,096.00	11.83	\$ 4,936.01	2/29/2007	100% Complete	3,360
FRESNO	KINGS CANYON JOINT UNIFIED	NEW HIGH	HI	\$ 11,704,132.00	\$ 218,423.50	-	35	\$ 334,403.77	53.24	\$ 4,102.62	10/26/2005	Closed	-
FRESNO	KINGS CANYON JOINT UNIFIED	ORANGE COVE HIGH	HI	\$ 286,940.00	-	-	1	\$ 286,940.00	-	-	2/28/2007	Closed	-
FRESNO	KINGS CANYON JOINT UNIFIED	SILAS BARTSCH SCHOOL	EL	\$ 9,776,321.00	\$ 258,978.00	-	29	\$ 337,114.52	15.20	\$ 17,038.03	5/23/2013	Closed	17,147
FRESNO	KINGSBURG JOINT UNION ELEMENTARY	REGAN ELEMENTARY	EL	\$ 5,737,788.00	\$ 228,249.00	-	26	\$ 220,684.15	11.46	\$ 19,917.02	1/24/2007	Closed	-
FRESNO	MENDOTA UNIFIED	MENDOTA HIGH	HI	\$ 459,529.00	-	\$ 61,521.00	9	\$ 51,058.78	-	-	6/28/2006	85% Complete	-
FRESNO	MENDOTA UNIFIED	NEW MIDDLE	MI	\$ 6,345,578.00	-	\$ 6,345,578.00	26	\$ 244,060.69	19.41	\$ -	2/28/2007	100% Complete	-
FRESNO	MENDOTA UNIFIED	WASHINGTON ELEMENTARY	EL	\$ 499,241.00	-	-	9	\$ 55,471.22	-	-	10/26/2005	Closed	-
FRESNO	RAISIN CITY ELEMENTARY	RAISIN CITY ELEMENTARY	EL	\$ 399,376.00	-	\$ 391,820.00	10	\$ 39,937.60	-	-	6/27/2012	Funds Released	-
FRESNO	SANGER UNIFIED	NEW ELEMENTARY	EL	\$ 5,591,666.50	\$ 479,842.00	-	23	\$ 243,115.93	12.20	\$ 39,331.31	6/27/2012	Funds Released	17,511
FRESNO	SANGER UNIFIED	NEW ELEMENTARY-ARMSTRONG/CHURCH	EL	\$ 6,558,129.00	\$ 364,478.00	-	23	\$ 285,136.04	12.00	\$ 30,373.17	6/27/2012	Funds Released	-
FRESNO	WASHINGTON COLONY ELEMENTARY	WASHINGTON COLONY ELEMENTARY	EL	\$ 131,227.00	-	\$ 129,137.00	4	\$ 32,806.75	-	-	6/27/2012	Funds Released	-
FRESNO	WASHINGTON UNION HIGH	WASHINGTON HIGH	HI	\$ 161,560.00	-	-	5	\$ 32,312.00	-	-	6/22/2005	Closed	-
FRESNO	WEST FRESNO ELEMENTARY	WEST FRESNO MIDDLE	MI	\$ 228,931.00	-	\$ 47,004.67	1	\$ 228,931.00	-	-	8/24/2005	Closed	-
FRESNO	WEST FRESNO ELEMENTARY	WEST FRESNO MIDDLE	MI	\$ 517,285.00	-	\$ 518,134.00	-	\$ -	-	-	8/4/2010	Closed	-
FRESNO County Totals				\$ 167,746,064.50	\$ 11,590,230.50	\$ 11,744,005.67							
GLENN	CAPAY JOINT UNION ELEMENTARY	CAPAY JOINT UNION ELEMENTARY	EL	\$ 204,254.00	-	\$ 203,903.00	5	\$ 40,850.80	-	-	5/22/2013	Funds Released	-
GLENN	PLAZA ELEMENTARY	PLAZA ELEMENTARY	EL	\$ 613,374.00	-	-	5	\$ 122,674.80	-	-	7/27/2005	Closed	-
GLENN County Totals				\$ 817,628.00	\$ -	\$ 203,903.00							
HUMBOLDT	HUMBOLDT COUNTY OFFICE OF EDUCATION	EUREKA EDUCATIONAL RESOURCE CENTER	HI	\$ 174,333.50	\$ 246,750.00	\$ 222,062.50	3	\$ 58,111.17	0.75	\$ 329,000.00	10/26/2005	Closed	2,518

ATTACHMENT C - PROPOSITION 55 NEW CONSTRUCTION PROJECTS

YEARLY REPORT ON THE STATE GENERAL OBLIGATION BOND MEASURE FOR THE SCHOOL FACILITY PROGRAM - 2014

*State construction funds represent the State match for the project minus site acquisition funds.

**Does not include site acquisition funds or financial hardship funds.

***Includes multi-purpose rooms, administrative facilities, gymnasiums, and libraries. Information not available for projects apportioned prior to January 2007.

County	District	School Name	Grade	State Construction Funds*	Site Acquisition	Financial Hardship	Classrooms	State Share Funds per Classroom**	Proposed Acres	Site Funds Per Acre	Last SAB Date	Status	Non-Classroom Facility Square Footage***
HUMBOLDT	ROHNERTVILLE ELEMENTARY	AMBROSINI (NORMAN G.) ELEMENTARY	EL	\$ 1,529,149.00	\$ -	\$ 1,260,984.00	3	\$ 509,716.33			10/24/2007	Closed	5,623
HUMBOLDT	SCOTIA UNION ELEMENTARY	MURPHY (STANWOOD A.) ELEMENTARY	EL	\$ 2,353,638.00	\$ 1,096,867.00	\$ 3,364,980.00	12	\$ 196,136.50	5.66	\$ 193,792.76	3/26/2008	99% Complete	-
HUMBOLDT County Totals				\$ 4,057,120.50	\$ 1,343,617.00	\$ 4,848,026.50							
IMPERIAL	CALEXICO UNIFIED	CESAR CHAVEZ ELEMENTARY	EL	\$ 10,487,293.00	\$ 625,000.00	\$ -	40	\$ 262,182.33	12.00	\$ 52,083.33	1/24/2007	Closed	-
IMPERIAL	HEBER ELEMENTARY	HEBER JR. HIGH ADDITION	MI	\$ 790,923.00	\$ -	\$ -	4	\$ 197,730.75	-	-	4/23/2008	10% Complete	-
IMPERIAL	IMPERIAL COUNTY OFFICE OF EDUCATION	CESAR CHAVEZ ELEMENTARY	EL	\$ 286,605.00	\$ -	\$ 212,215.00	1	\$ 286,605.00	-	-	12/15/2010	Closed	-
IMPERIAL	IMPERIAL COUNTY OFFICE OF EDUCATION	KENNEDY MIDDLE	MI	\$ 765,001.50	\$ -	\$ 765,001.50	2	\$ 382,500.75	-	-	8/22/2007	99% Complete	-
IMPERIAL	IMPERIAL COUNTY OFFICE OF EDUCATION	MAINS ELEMENTARY	EL	\$ 468,169.00	\$ -	\$ 468,169.00	1	\$ 468,169.00	-	-	8/22/2007	99% Complete	-
IMPERIAL	IMPERIAL COUNTY OFFICE OF EDUCATION	SCHOOL FOR EXCEPTIONAL CHILDREN	EL	\$ 649,782.00	\$ -	\$ -	15	\$ 43,318.80	-	-	3/28/2007	1% Complete	-
IMPERIAL	IMPERIAL UNIFIED	FRANK WRIGHT MIDDLE	MI	\$ 9,671,745.00	\$ 476,094.00	\$ -	37	\$ 261,398.51	17.50	\$ 27,205.37	9/28/2005	Closed	-
IMPERIAL	IMPERIAL UNIFIED	IMPERIAL HIGH	EL	\$ 2,233,644.00	\$ -	\$ -	7	\$ 319,092.00	-	-	6/28/2006	Closed	-
IMPERIAL	MAGNOLIA UNION ELEMENTARY	MAGNOLIA ELEMENTARY	EL	\$ 594,023.50	\$ -	\$ 592,558.50	3	\$ 198,007.83	-	-	10/29/2005	Closed	-
IMPERIAL	MCCABE UNION ELEMENTARY	MCCABE ELEMENTARY	EL	\$ 1,487,721.00	\$ -	\$ 1,487,721.00	9	\$ 165,302.33	-	-	2/28/2007	Closed	-
IMPERIAL	MCCABE UNION ELEMENTARY	MCCABE ELEMENTARY	EL	\$ 4,924,707.00	\$ -	\$ 4,017,162.00	23	\$ 214,117.70	20.00	\$ -	1/24/2007	100% Complete	-
IMPERIAL	MCCABE UNION ELEMENTARY	MCCABE MIDDLE	MI	\$ 6,670,431.00	\$ 72,421.00	\$ 4,827,648.00	14	\$ 476,459.36	20.00	\$ 3,621.05	12/12/2012	Closed	-
IMPERIAL	SAN PASQUAL VALLEY UNIFIED	SAN PASQUAL VALLEY ELEMENTARY	EL	\$ 2,318,015.00	\$ -	\$ 2,318,015.00	10	\$ 231,801.50	-	-	5/26/2010	100% Complete	-
IMPERIAL	SEELEY UNION ELEMENTARY	SEELEY ELEMENTARY	EL	\$ 3,500,747.00	\$ -	\$ 3,458,130.37	18	\$ 218,796.69	-	-	6/28/2006	Closed	-
IMPERIAL County Totals				\$ 44,848,807.00	\$ 1,173,515.00	\$ 18,146,620.37							
KERN	ARVIN UNION ELEMENTARY	EL CAMINO REAL ELEMENTARY	EL	\$ 8,927,338.00	\$ 247,846.00	\$ -	36	\$ 247,981.61	10.00	\$ 24,784.60	4/25/2007	95% Complete	15,126
KERN	ARVIN UNION ELEMENTARY	EL CAMINO REAL ELEMENTARY	EL	\$ 216,971.00	\$ -	\$ -	3	\$ 72,323.67	-	-	1/30/2008	98% Complete	-
KERN	BAKERSFIELD CITY ELEMENTARY	CHAVEZ (ROSSAR E.) ELEMENTARY	EL	\$ 72,926.00	\$ -	\$ -	2	\$ 36,463.00	-	-	10/28/2005	Closed	-
KERN	BAKERSFIELD CITY ELEMENTARY	COLLEGE HEIGHTS ELEMENTARY	EL	\$ 1,649,259.00	\$ -	\$ -	13	\$ 142,250.69	-	-	12/14/2011	100% Complete	-
KERN	BAKERSFIELD CITY ELEMENTARY	EBISLER (HENRY) ELEMENTARY	EL	\$ 133,707.00	\$ -	\$ -	6	\$ 22,284.50	-	-	10/26/2005	Closed	-
KERN	BAKERSFIELD CITY ELEMENTARY	EVERGREEN ELEMENTARY	EL	\$ 1,625,204.00	\$ -	\$ -	12	\$ 135,433.67	-	-	12/15/2010	100% Complete	-
KERN	BAKERSFIELD CITY ELEMENTARY	BAKERSFIELD WEST ELEMENTARY	EL	\$ 777,655.00	\$ -	\$ -	6	\$ 129,609.17	-	-	6/27/2012	Funds Released	-
KERN	BAKERSFIELD CITY ELEMENTARY	FRANK WEST ELEMENTARY	EL	\$ 117,342.00	\$ -	\$ -	6	\$ 19,557.00	-	-	6/27/2012	Funds Released	-
KERN	BAKERSFIELD CITY ELEMENTARY	GARZA (RAMON) ELEMENTARY	EL	\$ 2,178,055.00	\$ -	\$ -	20	\$ 108,902.75	-	-	12/14/2011	100% Complete	-
KERN	BAKERSFIELD CITY ELEMENTARY	HARRIS (CAROLINE) ELEMENTARY	EL	\$ 338,621.00	\$ -	\$ -	9	\$ 37,624.56	-	-	5/24/2006	Closed	-
KERN	BAKERSFIELD CITY ELEMENTARY	MCKINLEY ELEMENTARY	EL	\$ 757,413.00	\$ -	\$ -	4	\$ 189,353.25	-	-	6/27/2012	Funds Released	-
KERN	BAKERSFIELD CITY ELEMENTARY	MUNSEY ELEMENTARY	EL	\$ 1,182,752.00	\$ -	\$ -	9	\$ 131,416.89	-	-	12/14/2011	100% Complete	-
KERN	BAKERSFIELD CITY ELEMENTARY	NOBLE (MIRA A.) ELEMENTARY	EL	\$ 384,116.00	\$ -	\$ -	12	\$ 32,009.67	-	-	10/26/2005	Closed	-
KERN	BAKERSFIELD CITY ELEMENTARY	BALLY (LEO G.) ELEMENTARY	EL	\$ 1,241,831.00	\$ -	\$ -	9	\$ 138,000.00	-	-	12/15/2010	100% Complete	-
KERN	BAKERSFIELD CITY ELEMENTARY	PIONEER DRIVE ELEMENTARY	EL	\$ 1,134,821.00	\$ -	\$ -	7	\$ 162,117.29	-	-	6/27/2012	Funds Released	-
KERN	BAKERSFIELD CITY ELEMENTARY	VOORHIES ELEMENTARY	EL	\$ 241,531.00	\$ -	\$ -	13	\$ 18,579.31	-	-	10/26/2005	Closed	-
KERN	DELANO UNION ELEMENTARY	ALMOND TREE MIDDLE	MI	\$ 533,319.00	\$ -	\$ -	8	\$ 66,664.88	-	-	6/22/2005	Closed	-
KERN	DELANO UNION ELEMENTARY	CECIL AVENUE JUNIOR HIGH	MI	\$ 367,956.00	\$ -	\$ -	2	\$ 183,978.00	-	-	6/22/2005	Closed	-
KERN	DELANO UNION ELEMENTARY	LA VINA MIDDLE	MI	\$ 9,274,307.00	\$ 361,543.00	\$ -	41	\$ 226,202.61	15.72	\$ 22,998.92	6/22/2006	Closed	-
KERN	DELANO UNION ELEMENTARY	WESTSIDE EDUCATIONAL COMPLEX	EL	\$ -	\$ -	\$ 9,835,473.00	69	\$ -	-	-	8/27/2012	Funds Released	22,205
KERN	FAIRFAX ELEMENTARY	New Elementary School #4	EL	\$ 9,288,852.00	\$ -	\$ 8,105,441.00	31	\$ 299,640.39	13.51	\$ -	6/27/2012	Funds Released	16,508
KERN	GENERAL SHAFER ELEMENTARY	GENERAL SHAFER ELEMENTARY	EL	\$ 501,621.00	\$ -	\$ 501,621.00	13	\$ 38,586.23	14.38	\$ -	8/23/2006	Closed	-
KERN	GREENFIELD UNION	Crescent Elementary #10	EL	\$ 1,289,780.50	\$ 1,000,210.00	\$ 1,434,615.50	38	\$ 33,941.59	17.97	\$ 55,659.99	1/26/2006	17% Complete	-
KERN	GREENFIELD UNION	GRANITE POINTE ELEMENTARY	EL	\$ 8,726,619.00	\$ 513,353.00	\$ 7,483,818.26	37	\$ 235,854.57	12.04	\$ 42,637.29	1/24/2007	Closed	-
KERN	GREENFIELD UNION	HORIZON ELEMENTARY	EL	\$ 4,980,470.92	\$ 197,765.00	\$ 6,991,572.00	39	\$ 127,704.38	14.80	\$ 13,362.50	12/15/2005	Closed	-
KERN	GREENFIELD UNION	MCKEE ELEMENTARY	EL	\$ 90,095.00	\$ -	\$ -	6	\$ 15,015.83	-	-	6/22/2005	Closed	-
KERN	GREENFIELD UNION	MCKEE MIDDLE	MI	\$ 144,697.00	\$ -	\$ -	6	\$ 24,116.17	-	-	6/22/2005	Closed	-
KERN	GREENFIELD UNION	MIDDLE #4	MI	\$ 1,595,314.00	\$ 1,564,430.00	\$ 2,304,369.00	41	\$ 38,910.10	27.28	\$ 57,347.14	1/26/2006	19% Complete	-
KERN	GREENFIELD UNION	New McKee Elementary	EL	\$ 467,821.00	\$ 958,880.00	\$ 1,408,002.00	36	\$ 12,995.03	13.75	\$ 69,736.73	3/20/2013	13% Complete	13,795
KERN	GREENFIELD UNION	PALLA ELEMENTARY	EL	\$ 116,733.00	\$ -	\$ -	3	\$ 38,911.00	-	-	6/22/2005	Closed	-
KERN	GREENFIELD UNION	PALLA ELEMENTARY	EL	\$ 27,712.00	\$ -	\$ -	1	\$ 27,712.00	-	-	6/22/2005	Closed	-
KERN	GREENFIELD UNION	PLANTATION ELEMENTARY	EL	\$ 109,937.00	\$ -	\$ -	3	\$ 36,645.67	-	-	6/22/2005	Closed	-
KERN	GREENFIELD UNION	PLANTATION ELEMENTARY	EL	\$ 48,775.00	\$ -	\$ -	1	\$ 48,775.00	-	-	6/22/2005	Closed	-
KERN	GREENFIELD UNION	VALLE VERDE ELEMENTARY	EL	\$ 143,916.00	\$ -	\$ -	4	\$ 35,979.00	-	-	6/22/2005	Closed	-
KERN	GREENFIELD UNION	VALLE VERDE ELEMENTARY	EL	\$ 278,020.00	\$ -	\$ -	10	\$ 27,802.00	-	-	6/22/2005	Closed	-
KERN	KERN COUNTY OFFICE OF EDUCATION	KELLY F. BLANTON STUDENT ED. CENTER	HI	\$ 332,101.00	\$ -	\$ -	2	\$ 166,050.50	-	-	1/25/2006	Closed	-
KERN	KERN COUNTY OFFICE OF EDUCATION	PALM AVENUE ELEMENTARY	EL	\$ 304,486.00	\$ -	\$ -	2	\$ 152,243.00	-	-	4/23/2008	Closed	-
KERN	KERN COUNTY OFFICE OF EDUCATION	RICHARDSON CENTER PORTABLE BUILDINGS	EL	\$ 719,466.00	\$ -	\$ -	4	\$ 179,866.50	-	-	1/25/2006	Closed	-
KERN	KERN COUNTY OFFICE OF EDUCATION	RICHARDSON CENTER PORTABLE BUILDINGS	EL	\$ 533,565.00	\$ -	\$ -	2	\$ 266,782.50	-	-	1/25/2006	Closed	-
KERN	KERN COUNTY OFFICE OF EDUCATION	RICHARDSON CENTER PORTABLE BUILDINGS	EL	\$ 477,466.00	\$ -	\$ -	2	\$ 238,733.00	-	-	1/24/2007	Closed	-
KERN	KERN COUNTY OFFICE OF EDUCATION	TERESA BURKE ELEM #4	EL	\$ 1,171,353.00	\$ -	\$ -	4	\$ 292,838.25	-	-	1/26/2006	Closed	-
KERN	KERN HIGH	FRONTIER HIGH SCHOOL	HI	\$ 28,253,091.00	\$ 1,614,545.00	\$ -	81	\$ 348,803.59	58.00	\$ 27,836.98	1/24/2007	Closed	-
KERN	KERN HIGH	GOLDEN VALLEY HIGH	HI	\$ 2,126,725.00	\$ -	\$ -	8	\$ 265,840.63	-	-	12/15/2005	Closed	-
KERN	KERN HIGH	NEW CONTINUATION HIGH SCHOOL	HI	\$ 6,153,001.00	\$ -	\$ -	16	\$ 384,562.56	-	-	12/14/2011	99% Complete	22,926
KERN	KERN HIGH	SHAFTER HIGH	HI	\$ 4,723,868.00	\$ -	\$ -	15	\$ 314,924.53	-	-	12/12/2007	Closed	-
KERN	LAKESIDE UNION	LAKESIDE ELEMENTARY	EL	\$ 101,655.00	\$ -	\$ -	5	\$ 20,331.00	-	-	6/22/2005	Closed	-
KERN	LAKESIDE UNION	Lakewood (Donald E.) Addition	EL	\$ 123,433.00	\$ -	\$ -	5	\$ 24,686.60	-	-	6/22/2005	Closed	-
KERN	LAKESIDE UNION	SUBURU (DONALD E.) ELEMENTARY	EL	\$ 91,317.00	\$ -	\$ -	5	\$ 18,263.40	-	-	6/22/2005	Closed	-
KERN	LOST HILLS UNION ELEMENTARY	LOST HILLS ELEMENTARY	EL	\$ 1,266,920.00	\$ 3,118.00	\$ -	6	\$ 211,153.33	-	-	12/15/2010	100% Complete	-
KERN	LOST HILLS UNION ELEMENTARY	THOMAS (A.M.) MIDDLE	EL	\$ 912,268.00	\$ 3,516.00	\$ -	4	\$ 228,067.00	-	-	12/15/2010	100% Complete	-
KERN	MCFARLAND UNIFIED	BROWNING ROAD ELEMENTARY	EL	\$ 122,324.00	\$ -	\$ -	2	\$ 61,162.00	-	-	4/26/2006	Closed	-
KERN	MCFARLAND UNIFIED	KERN AVENUE ELEMENTARY	EL	\$ 115,529.00	\$ -	\$ -	2	\$ 57,764.50	-	-	4/26/2006	Closed	-
KERN	MCFARLAND UNIFIED	MCFARLAND HIGH	HI	\$ 1,881,751.00	\$ -	\$ -	8	\$ 235,218.88	-	-	12/15/2005	Closed	-
KERN	MCFARLAND UNIFIED	MCFARLAND HIGH	HI	\$ 2,900,127.00	\$ -	\$ -	8	\$ 362,515.88	-	-	12/14/2011	100% Complete	-
KERN	MCFARLAND UNIFIED	MCFARLAND HIGH	HI	\$ 45,886.00	\$ -	\$ -	2	\$ 22,943.00	-	-	10/26/2005	Closed	-
KERN	MOJAVE UNIFIED	CALIFORNIA CITY HIGH	HI	\$ 11,508,539.00	\$ 107,090.00	\$ -	28	\$ 411,019.25	32.00	\$ 3,346.56	6/27/2012	Closed	-
KERN	MOJAVE UNIFIED	HACIENDA ELEMENTARY	EL	\$ 7,101,291.00	\$ 29,477.00	\$ -	25	\$ 284,051.64	13.07	\$ 2,255.32	1/24/2007	Closed	-
KERN	NORRIS	NORRIS ELEMENTARY	EL	\$ 473,438.00	\$ -	\$ -	4	\$ 118,359.50	-	-	7/27/2005	Closed	-
KERN	NORRIS	NORRIS ELEMENTARY	EL	\$ 6,098,087.00	\$ 127,290.00	\$ -	32	\$ 190,565.22	17.05	\$ 7,465.69	4/26/2006	Closed	-
KERN	NORRIS	NORRIS MIDDLE	MI	\$ 2,018,624.00	\$ -	\$ -	8	\$ 252,328.00	-	-	7/27/2005	Closed	-
KERN	NORRIS	OLIVE DRIVE ELEMENTARY	EL	\$ 1,341,559.00	\$ -	\$ -	9	\$ 149,062.11	-	-	7/27/2005	Closed	-
KERN	NORRIS	VETERANS ELEMENTARY	EL	\$ 8,458,299.00	\$ 162,440.00	\$ -	32</						

ATTACHMENT C - PROPOSITION 55 NEW CONSTRUCTION PROJECTS

YEARLY REPORT ON THE STATE GENERAL OBLIGATION BOND MEASURE FOR THE SCHOOL FACILITY PROGRAM - 2014

*State construction funds represent the State match for the project minus site acquisition funds.

**Does not include site acquisition funds or financial hardship funds.

***Includes multi-purpose rooms, administrative facilities, gymnasiums, and libraries. Information not available for projects apportioned prior to January 2007.

County	District	School Name	Grade	State Construction Funds*	Site Acquisition	Financial Hardship	Classrooms	State Share Funds per Classroom**	Proposed Acres	Site Funds Per Acre	Last SAB Date	Status	Non-Classroom Facility Square Footage**
KERN	PANAMA-BUENA VISTA UNION	BERKSHIRE ELEMENTARY -	EL	\$ 3,816,578.00	\$ 223,170.00	-	23	\$ 165,938.17	11.00	\$ 20,288.18	9/28/2005	Closed	-
KERN	PANAMA-BUENA VISTA UNION	BERKSHIRE ELEMENTARY -	EL	\$ 119,274.00	-	-	3	\$ 39,424.67	-	-	8/22/2005	Closed	-
KERN	PANAMA-BUENA VISTA UNION	BERKSHIRE ELEMENTARY -	EL	\$ 292,224.00	-	-	2	\$ 146,362.00	-	-	8/25/2010	Closed	-
KERN	PANAMA-BUENA VISTA UNION	BERKSHIRE ELEMENTARY -	EL	\$ 99,015.00	-	-	3	\$ 33,005.00	-	-	1/27/2010	Closed	-
KERN	PANAMA-BUENA VISTA UNION	BERKSHIRE ELEMENTARY -	EL	\$ 235,836.00	-	-	4	\$ 58,959.00	-	-	8/25/2010	Closed	-
KERN	PANAMA-BUENA VISTA UNION	BERKSHIRE ELEMENTARY -	EL	\$ 107,668.00	-	-	2	\$ 53,834.00	-	-	12/12/2007	Closed	-
KERN	PANAMA-BUENA VISTA UNION	BUENA VISTA ELEMENTARY	EL	\$ 65,932.00	-	-	2	\$ 32,966.00	-	-	8/25/2010	Closed	-
KERN	PANAMA-BUENA VISTA UNION	BUENA VISTA ELEMENTARY	EL	\$ 862,500.00	-	-	10	\$ 86,250.00	-	-	11/3/2010	Closed	-
KERN	PANAMA-BUENA VISTA UNION	CASTLE (CHARLES H.) ELEMENTARY	EL	\$ 50,943.00	-	-	1	\$ 50,943.00	-	-	1/27/2010	Closed	-
KERN	PANAMA-BUENA VISTA UNION	HART (LEO B.) ELEMENTARY	EL	\$ 122,583.00	-	-	2	\$ 61,291.50	-	-	11/3/2010	Closed	-
KERN	PANAMA-BUENA VISTA UNION	LOUDON (ROY W.) ELEMENTARY	EL	\$ 129,444.00	-	-	1	\$ 129,444.00	-	-	12/15/2005	Closed	-
KERN	PANAMA-BUENA VISTA UNION	OLD RIVER ELEMENTARY	EL	\$ 7,097,344.00	\$ 307,138.00	-	28	\$ 253,476.57	10.07	\$ 30,500.30	1/30/2008	Closed	2,673
KERN	PANAMA-BUENA VISTA UNION	PANAMA ELEMENTARY	EL	\$ 159,806.00	-	-	2	\$ 79,903.00	-	-	12/15/2005	Closed	-
KERN	PANAMA-BUENA VISTA UNION	REAGAN ELEMENTARY 2000	EL	\$ 67,772.00	-	-	2	\$ 33,886.00	-	-	8/25/2010	Closed	-
KERN	PANAMA-BUENA VISTA UNION	REAGAN ELEMENTARY 2000	EL	\$ 125,250.00	-	-	2	\$ 62,625.00	-	-	8/25/2010	Closed	-
KERN	PANAMA-BUENA VISTA UNION	REAGAN ELEMENTARY 2000	EL	\$ 117,000.00	-	-	4	\$ 29,250.00	-	-	11/3/2010	Closed	-
KERN	PANAMA-BUENA VISTA UNION	REAGAN ELEMENTARY	EL	\$ 68,722.00	-	-	1	\$ 68,722.00	-	-	12/15/2005	Closed	-
KERN	PANAMA-BUENA VISTA UNION	REAGAN ELEMENTARY - 2004	EL	\$ 48,092.00	-	-	1	\$ 48,092.00	-	-	11/3/2010	Closed	-
KERN	PANAMA-BUENA VISTA UNION	REAGAN ELEMENTARY-2002	EL	\$ 29,600.00	-	-	3	\$ 9,833.33	-	-	8/22/2005	Closed	-
KERN	PANAMA-BUENA VISTA UNION	SEIBERT (AMY B.) ELEMENTARY	EL	\$ 35,777.00	-	-	1	\$ 35,777.00	-	-	1/27/2010	Closed	-
KERN	PANAMA-BUENA VISTA UNION	SEIBERT (AMY B.) ELEMENTARY	EL	\$ 75,980.00	-	-	1	\$ 75,980.00	-	-	1/2/2007	Closed	-
KERN	PANAMA-BUENA VISTA UNION	STOCKDALE ELEMENTARY	EL	\$ 61,132.00	-	-	1	\$ 61,132.00	-	-	12/15/2005	Closed	-
KERN	PANAMA-BUENA VISTA UNION	STOCKDALE ELEMENTARY	EL	\$ 186,447.00	-	-	2	\$ 93,223.50	-	-	1/2/2007	Closed	-
KERN	PANAMA-BUENA VISTA UNION	STOCKDALE ELEMENTARY	EL	\$ 171,093.00	-	-	1	\$ 171,093.00	-	-	12/12/2007	Closed	-
KERN	PANAMA-BUENA VISTA UNION	STONE CREEK JUNIOR HIGH	MI	\$ 972,292.00	\$ 613,948.00	-	38	\$ 257,691.89	18.54	\$ 33,114.78	1/2/2007	Closed	-
KERN	PANAMA-BUENA VISTA UNION	TEVIS JUNIOR HIGH	MI	\$ 87,914.00	-	-	2	\$ 43,957.00	-	-	1/27/2010	Closed	-
KERN	PANAMA-BUENA VISTA UNION	TEVIS JUNIOR HIGH	MI	\$ 45,402.00	-	-	1	\$ 45,402.00	-	-	1/27/2010	Closed	-
KERN	PANAMA-BUENA VISTA UNION	THOMPSON (FRED L.) JUNIOR HIGH	MI	\$ 285,980.00	-	-	3	\$ 95,326.67	-	-	1/2/2007	Closed	-
KERN	PANAMA-BUENA VISTA UNION	VAN HORN (WAYNE) ELEMENTARY	EL	\$ 47,884.00	-	-	1	\$ 47,884.00	-	-	1/27/2010	Closed	-
KERN	PANAMA-BUENA VISTA UNION	WILLIAMS (BILL L.) ELEMENTARY	EL	\$ 47,376.00	-	-	2	\$ 23,688.00	-	-	8/22/2005	Closed	-
KERN	PANAMA-BUENA VISTA UNION	WILLIAMS (BILL L.) ELEMENTARY	EL	\$ 29,700.00	-	-	1	\$ 29,700.00	-	-	8/25/2010	Closed	-
KERN	PANAMA-BUENA VISTA UNION	POND UNION ELEMENTARY	EL	\$ 619,339.00	-	\$ 611,443.00	3	\$ 206,446.33	-	-	1/23/2013	Closed	-
KERN	PANAMA-BUENA VISTA UNION	RICHMOND UNION ELEMENTARY	EL	\$ 955,349.00	-	-	4	\$ 238,837.25	-	-	1/25/2006	Closed	-
KERN	PANAMA-BUENA VISTA UNION	SEDOUA ELEMENTARY	EL	\$ 4,894,771.00	\$ 159,462.00	-	22	\$ 222,489.59	14.08	\$ 11,325.43	8/2/2005	Closed	-
KERN	PANAMA-BUENA VISTA UNION	ROSEDALE UNION ELEMENTARY	EL	\$ 4,924,790.00	\$ 354,506.00	-	22	\$ 223,854.09	10.24	\$ 34,619.73	10/25/2006	Closed	-
KERN	PANAMA-BUENA VISTA UNION	ROSEDALE UNION ELEMENTARY	EL	\$ 3,363,741.00	\$ 117,020.00	-	22	\$ 152,897.32	9.50	\$ 12,317.89	8/22/2005	Closed	-
KERN	PANAMA-BUENA VISTA UNION	WASCO UNION ELEMENTARY	EL	\$ 34,691.00	-	-	36	\$ 963.64	-	-	7/2/2009	Funds Released	-
KERN	PANAMA-BUENA VISTA UNION	TERESA BURKE ELEM #4	EL	\$ 8,866,402.00	\$ 128,183.00	\$ 7,625,383.07	36	\$ 246,288.94	16.80	\$ 7,629.94	5/22/2013	Closed	-
KERN	PANAMA-BUENA VISTA UNION	WASCO UNION HIGH	HI	\$ 3,090,501.00	-	-	9	\$ 343,389.00	-	-	1/2/2007	Closed	-
KERN County Totals				\$ 199,595,405.42	\$ 8,794,930.00	\$ 46,301,737.83							
KINGS	ISLAND UNION ELEMENTARY	ISLAND ELEMENTARY	MI	\$ 794,169.50	-	\$ 794,169.50	18	\$ 44,120.53	-	-	6/27/2012	Funds Released	-
KINGS	LEMOORE UNION ELEMENTARY	UNIVERSITY CHARTER SCHOOL	EL	\$ 1,827,355.00	-	-	8	\$ 228,419.38	-	-	10/26/2005	Closed	-
KINGS	PIONEER UNION ELEMENTARY	FRONTIER UNION ELEMENTARY	EL	\$ 8,055,390.00	\$ 1,269,146.00	-	26	\$ 309,822.69	13.20	\$ 96,147.42	8/22/2007	Closed	21,438
KINGS County Totals				\$ 10,676,914.50	\$ 1,269,146.00	\$ 794,169.50							
LAKE	LAKE COUNTY OFFICE OF EDUCATION	LLOYD HANCE COMMUNITY	MI	\$ 136,256.00	-	\$ 136,256.00	3	\$ 45,418.67	-	-	1/2/2007	99% Complete	-
LAKE	UPPER LAKE UNION HIGH	UPPER LAKE UNION HIGH	HI	\$ 983,526.00	-	-	6	\$ 163,921.00	-	-	7/27/2005	Closed	-
LAKE County Totals				\$ 1,119,782.00	\$ -	\$ 136,256.00							
LASSEN	JOHNSTONVILLE ELEMENTARY	JOHNSTONVILLE ELEMENTARY	EL	\$ 2,032,335.00	-	\$ 2,020,955.00	5	\$ 406,467.00	-	-	1/2/2007	99% Complete	-
LASSEN County Totals				\$ 2,032,335.00	\$ -	\$ 2,020,955.00							
LOS ANGELES	ANTELOPE VALLEY UNION HIGH	EASTSIDE HIGH	HI	\$ 43,026,534.00	\$ 58,056.00	-	121	\$ 355,591.19	66.00	\$ 879.64	2/28/2007	100% Complete	54,230
LOS ANGELES	ANTELOPE VALLEY UNION HIGH	EASTSIDE HIGH	HI	\$ 678,230.00	-	-	6	\$ 112,705.00	66.00	-	8/4/2010	100% Complete	-
LOS ANGELES	BALDWIN PARK UNIFIED	NORTH PARK CONTINUATION HIGH	HI	\$ 1,566,626.12	-	-	10	\$ 156,662.61	-	-	2/22/2006	Closed	-
LOS ANGELES	BEVERLY HILLS UNIFIED	BEVERLY HILLS ELEMENTARY	EL	\$ 2,305,250.00	-	-	-	\$ -	-	-	4/25/2007	100% Complete	-
LOS ANGELES	CASTAIC UNION	NORTHLAKE ELEMENTARY	EL	\$ 380,723.00	-	-	8	\$ 47,590.38	-	-	10/26/2005	Closed	-
LOS ANGELES	CANTINELA VALLEY UNION HIGH	HAWTHORNE HIGH	HI	\$ 827,802.00	-	-	9	\$ 91,978.00	-	-	10/26/2005	Closed	-
LOS ANGELES	CANTINELA VALLEY UNION HIGH	LEUZINGER HIGH	HI	\$ 917,696.00	-	-	26	\$ 35,296.00	-	-	1/25/2012	72% Complete	-
LOS ANGELES	CHARTER OAK UNIFIED	CHARTER OAK HIGH	HI	\$ 6,261,047.00	-	-	15	\$ 417,403.13	-	-	3/22/2006	Closed	-
LOS ANGELES	COVINA-VALLEY UNIFIED	BEN LOMOND ELEMENTARY	EL	\$ 280,560.00	-	-	2	\$ 140,280.00	-	-	10/26/2005	Closed	-
LOS ANGELES	COVINA-VALLEY UNIFIED	COVINA ELEMENTARY	EL	\$ 78,967.00	-	-	4	\$ 19,741.75	-	-	10/26/2005	Closed	-
LOS ANGELES	COVINA-VALLEY UNIFIED	LARK ELLEN ELEMENTARY	EL	\$ 78,967.00	-	-	4	\$ 19,741.75	-	-	10/26/2005	Closed	-
LOS ANGELES	COVINA-VALLEY UNIFIED	MANZANITA ELEMENTARY	EL	\$ 78,967.00	-	-	2	\$ 39,483.50	-	-	10/26/2005	Closed	-
LOS ANGELES	COVINA-VALLEY UNIFIED	MERWIN ELEMENTARY	EL	\$ 78,967.00	-	-	4	\$ 19,741.75	-	-	10/26/2005	Closed	-
LOS ANGELES	COVINA-VALLEY UNIFIED	SIERRA VISTA INTERMEDIATE	MI	\$ 586,689.00	-	-	5	\$ 117,337.80	-	-	3/20/2013	Closed	-
LOS ANGELES	COVINA-VALLEY UNIFIED	SIERRA VISTA MIDDLE	MI	\$ 660,828.00	-	-	2	\$ 330,414.00	-	-	3/28/2007	100% Complete	-
LOS ANGELES	COVINA-VALLEY UNIFIED	SOUTH HILLS HIGH	HI	\$ 54,688.00	-	-	3	\$ 18,229.33	-	-	3/20/2013	Closed	-
LOS ANGELES	COVINA-VALLEY UNIFIED	SOUTH HILLS HIGH	HI	\$ 2,564,392.00	-	-	12	\$ 213,699.33	-	-	3/26/2008	100% Complete	-
LOS ANGELES	COVINA-VALLEY UNIFIED	VALENCIA ELEMENTARY	EL	\$ 43,870.00	-	-	2	\$ 21,935.00	-	-	10/26/2005	Closed	-
LOS ANGELES	DOWNEY UNIFIED	ALAMEDA ELEMENTARY	EL	\$ 2,018,088.00	-	-	10	\$ 201,808.80	-	-	1/25/2006	Closed	-
LOS ANGELES	DOWNEY UNIFIED	DOWNEY HIGH	HI	\$ 10,447,763.00	-	-	59	\$ 177,080.73	-	-	6/28/2006	97% Complete	-
LOS ANGELES	DOWNEY UNIFIED	DOWNEY HIGH	HI	\$ 5,467,432.00	-	-	13	\$ 420,571.69	-	-	5/22/2013	Funds Released	-
LOS ANGELES	DOWNEY UNIFIED	LEWIS	EL	\$ 3,084,267.00	-	-	14	\$ 220,304.79	-	-	1/25/2006	Closed	-
LOS ANGELES	DOWNEY UNIFIED	UNSWORTH ELEMENTARY	EL	\$ 2,498,222.00	-	-	13	\$ 238,185.17	-	-	6/28/2006	Closed	-
LOS ANGELES	DOWNEY UNIFIED	WARREN HIGH	HI	\$ 6,897,815.00	-	-	25	\$ 275,912.60	-	-	1/2/2007	Closed	-
LOS ANGELES	DOWNEY UNIFIED	WARREN HIGH	HI	\$ 8,645,987.00	-	-	25	\$ 345,839.48	-	-	3/26/2008	100% Complete	-
LOS ANGELES	EASTSIDE UNION	COLE (GIFFORD) MIDDLE	MI	\$ 585,647.00	-	\$ 585,646.00	3	\$ 195,215.67	-	-	12/15/2010	72% Complete	-
LOS ANGELES	EASTSIDE UNION	COLUMBIA ELEMENTARY	EL	\$ 7,162,356.00	\$ 240,429.00	-	34	\$ 210,657.53	12.70	\$ 18,931.42	1/25/2012	Closed	-
LOS ANGELES	EASTSIDE UNION	COLUMBIA ELEMENTARY	EL	\$ 1,488,920.00	-	\$ 1,355,135.01	8	\$ 186,115.00	-	-	12/15/2010	Closed	-
LOS ANGELES	EASTSIDE UNION	COLUMBIA ELEMENTARY #5	EL	\$ 1,786,459.00	-	\$ 1,176,675.00	46	\$ 38,835.85	15.60	\$ -	13/14/2011	50% Complete	21,276
LOS ANGELES	EASTSIDE UNION	NEW COMMUNITY DAY SCHOOL	MI	\$ 2,109,519.00	\$ 3,324.00	\$ 50,104.00	8	\$ 263,689.88	4.43	\$ 750.34	12/15/2010	90% Complete	5,672

ATTACHMENT C - PROPOSITION 55 NEW CONSTRUCTION PROJECTS

YEARLY REPORT ON THE STATE GENERAL OBLIGATION BOND MEASURE FOR THE SCHOOL FACILITY PROGRAM - 2014

*State construction funds represent the State match for the project minus site acquisition funds.

**Does not include site acquisition funds or financial hardship funds.

***Includes multi-purpose rooms, administrative facilities, gymnasiums, and libraries. Information not available for projects apportioned prior to January 2007.

County	District	School Name	Grade	State Construction Funds*	Site Acquisition	Financial Hardship	Classrooms	State Share Funds per Classroom**	Proposed Acres	Site Funds Per Acre	Last SAB Date	Status	Non-Classroom Facility Square Footage**
LOS ANGELES		EL MONTE UNION HIGH	HI	\$ 814,757.00	\$ -	\$ -	2	\$ 407,378.50	-	-	1/24/2007	Closed	-
LOS ANGELES		EL MONTE UNION HIGH	HI	\$ 6,231,782.00	\$ -	\$ -	25	\$ 249,271.28	-	-	3/28/2007	Closed	-
LOS ANGELES		HACIENDA LA PUENTE UNIFIED	HI	\$ 16,890.00	\$ -	\$ -	6	\$ 2,815.00	-	-	9/29/2005	Closed	-
LOS ANGELES		INGLEWOOD UNIFIED	EL	\$ 9,528,511.00	\$ 2,868,085.00	\$ -	28	\$ 340,303.96	1.50	\$ 1,912,056.67	6/26/2013	Closed	-
LOS ANGELES		LANCASTER ELEMENTARY	EL	\$ 6,763,942.50	\$ 84,858.00	\$ 6,848,800.50	32	\$ 211,373.20	13.00	\$ 6,527.54	7/25/2007	99% Complete	14,882
LOS ANGELES		LANCASTER ELEMENTARY	EL	\$ 927,662.50	\$ -	\$ 427,862.00	25	\$ 37,106.50	13.00	\$ -	3/28/2007	16% Complete	-
LOS ANGELES		LANCASTER ELEMENTARY	EL	\$ 927,662.50	\$ -	\$ -	25	\$ 37,106.50	13.00	\$ -	3/28/2007	16% Complete	-
LOS ANGELES		LANCASTER ELEMENTARY #17	EL	\$ 6,824,951.50	\$ 371,798.00	\$ 7,196,749.50	33	\$ 206,816.71	13.50	\$ 27,540.59	5/22/2013	Closed	-
LOS ANGELES		LANCASTER ELEMENTARY	MI	\$ 8,157,871.00	\$ 539,933.00	\$ 7,557,485.37	43	\$ 189,717.93	16.49	\$ 32,743.06	2/22/2006	Closed	31,900
LOS ANGELES		LAS VIRGENES UNIFIED	HI	\$ 3,572,213.00	\$ -	\$ -	16	\$ 223,263.31	-	-	9/24/2008	100% Complete	-
LOS ANGELES		LAS VIRGENES UNIFIED	HI	\$ 2,575,362.00	\$ -	\$ -	10	\$ 257,536.20	-	-	9/24/2008	99% Complete	-
LOS ANGELES		LONG BEACH UNIFIED	HI	\$ 229,245.00	\$ -	\$ -	6	\$ 38,207.50	-	-	6/22/2005	Closed	-
LOS ANGELES		LONG BEACH UNIFIED	HI	\$ 2,739,941.00	\$ -	\$ -	9	\$ 304,437.89	-	-	1/24/2007	100% Complete	-
LOS ANGELES		LONG BEACH UNIFIED	EL	\$ 17,495,988.00	\$ 1,267,881.00	\$ -	57	\$ 306,936.63	4.65	\$ 272,662.58	1/29/2011	Closed	-
LOS ANGELES		LOS ANGELES COUNTY OFFICE OF EDUCATION	HI	\$ 1,164,834.00	\$ -	\$ 1,164,834.00	21	\$ 55,468.29	1.50	\$ -	4/26/2006	95% Complete	8,909
LOS ANGELES		LOS ANGELES COUNTY OFFICE OF EDUCATION	HI	\$ 2,359,547.00	\$ (5,193.00)	\$ 2,222,354.00	8	\$ 294,943.38	5.20	\$ (998.65)	12/12/2007	95% Complete	-
LOS ANGELES		LOS ANGELES COUNTY OFFICE OF EDUCATION	HI	\$ 1,164,834.00	\$ -	\$ 1,164,834.00	21	\$ 55,468.29	1.25	\$ -	4/26/2006	95% Complete	-
LOS ANGELES		LOS ANGELES COUNTY OFFICE OF EDUCATION	EL	\$ 39,300.00	\$ -	\$ 39,300.00	9	\$ 4,366.67	1.33	\$ -	8/24/2005	40% Complete	-
LOS ANGELES		LOS ANGELES UNIFIED	EL	\$ 1,337,791.00	\$ 1,652.00	\$ -	4	\$ 332,697.75	-	-	3/20/2013	Closed	-
LOS ANGELES		LOS ANGELES UNIFIED	EL	\$ 15,022,624.00	\$ 2,855,398.00	\$ -	40	\$ 375,565.60	3.29	\$ 867,902.13	4/26/2006	99% Complete	-
LOS ANGELES		LOS ANGELES UNIFIED	HI	\$ 4,577,130.00	\$ -	\$ -	20	\$ 228,856.50	-	-	10/26/2005	99% Complete	-
LOS ANGELES		LOS ANGELES UNIFIED	EL	\$ 4,660,461.00	\$ 2,147,720.00	\$ -	16	\$ 291,278.81	1.92	\$ 1,118,604.17	3/22/2006	99% Complete	-
LOS ANGELES		LOS ANGELES UNIFIED	EL	\$ 315,541.00	\$ -	\$ -	1	\$ 315,541.00	-	-	3/28/2007	Closed	-
LOS ANGELES		LOS ANGELES UNIFIED	EL	\$ 396,728.00	\$ -	\$ -	4	\$ 99,182.00	-	-	4/25/2007	99% Complete	-
LOS ANGELES		LOS ANGELES UNIFIED	EL	\$ 448,843.00	\$ -	\$ -	2	\$ 224,421.50	-	-	3/28/2007	Closed	-
LOS ANGELES		LOS ANGELES UNIFIED	HI	\$ 57,658,143.00	\$ 3,761,267.00	\$ -	95	\$ 609,033.08	14.60	\$ 257,621.03	5/24/2006	Closed	-
LOS ANGELES		LOS ANGELES UNIFIED	MI	\$ 29,272,040.00	\$ 2,969,519.00	\$ -	63	\$ 464,635.56	7.90	\$ 375,888.48	1/24/2007	99% Complete	-
LOS ANGELES		LOS ANGELES UNIFIED	MI	\$ 16,821,238.00	\$ 2,973,601.00	\$ -	30	\$ 560,707.93	2.49	\$ 1,194,217.27	8/22/2007	99% Complete	36,008
LOS ANGELES		LOS ANGELES UNIFIED	EL	\$ 5,204,568.00	\$ -	\$ -	13	\$ 401,196.24	2.63	\$ 1,978,923.19	2/27/2008	99% Complete	-
LOS ANGELES		LOS ANGELES UNIFIED	MI	\$ 11,721,517.00	\$ 9,032,568.00	\$ -	29	\$ 404,190.24	2.94	\$ 3,072,302.04	5/28/2008	99% Complete	13,704
LOS ANGELES		LOS ANGELES UNIFIED	MI	\$ 26,023,704.00	\$ 17,671,433.00	\$ -	50	\$ 520,474.08	5.62	\$ 3,144,383.10	5/28/2008	99% Complete	34,659
LOS ANGELES		LOS ANGELES UNIFIED	EL	\$ 910,655.00	\$ -	\$ -	4	\$ 227,663.75	-	-	3/28/2007	Closed	-
LOS ANGELES		LOS ANGELES UNIFIED	EL	\$ 316,518.00	\$ -	\$ -	2	\$ 158,259.00	-	-	3/28/2007	Closed	-
LOS ANGELES		LOS ANGELES UNIFIED	EL	\$ 423,005.00	\$ -	\$ -	2	\$ 211,502.50	-	-	3/28/2007	Closed	-
LOS ANGELES		LOS ANGELES UNIFIED	EL	\$ 389,287.00	\$ -	\$ -	3	\$ 129,429.00	-	-	3/28/2007	Closed	-
LOS ANGELES		LOS ANGELES UNIFIED	EL	\$ 217,405.00	\$ -	\$ -	1	\$ 217,405.00	-	-	2/22/2006	Closed	-
LOS ANGELES		LOS ANGELES UNIFIED	EL	\$ 576,153.00	\$ -	\$ -	2	\$ 288,076.50	-	-	4/25/2007	99% Complete	-
LOS ANGELES		LOS ANGELES UNIFIED	MI	\$ 28,948,888.00	\$ 13,206,084.00	\$ -	69	\$ 390,563.59	9.52	\$ 1,387,193.70	1/24/2007	99% Complete	-
LOS ANGELES		LOS ANGELES UNIFIED	EL	\$ 3,164,522.00	\$ 1,659,822.00	\$ -	12	\$ 263,710.17	0.99	\$ 1,676,587.88	1/24/2007	99% Complete	-
LOS ANGELES		LOS ANGELES UNIFIED	EL	\$ 6,076,154.00	\$ 3,417,862.00	\$ -	16	\$ 379,759.63	2.06	\$ 1,659,156.31	10/25/2006	99% Complete	-
LOS ANGELES		LOS ANGELES UNIFIED	EL	\$ 1,634,363.00	\$ 11,566.00	\$ -	8	\$ 204,294.13	-	-	3/22/2006	Closed	-
LOS ANGELES		LOS ANGELES UNIFIED	EL	\$ 500,000.00	\$ -	\$ -	1	\$ 500,000.00	-	-	3/28/2007	Closed	-
LOS ANGELES		LOS ANGELES UNIFIED	EL	\$ 624,084.00	\$ -	\$ -	3	\$ 208,028.00	-	-	4/25/2007	99% Complete	-
LOS ANGELES		LOS ANGELES UNIFIED	EL	\$ 7,962,424.00	\$ 6,894,611.00	\$ -	16	\$ 497,651.50	2.30	\$ 2,997,656.96	4/25/2007	70% Complete	10,040
LOS ANGELES		LOS ANGELES UNIFIED	EL	\$ 4,435,662.00	\$ 6,944,245.00	\$ -	20	\$ 221,783.10	6.78	\$ 1,024,224.93	4/26/2006	99% Complete	-
LOS ANGELES		LOS ANGELES UNIFIED	EL	\$ 457,071.00	\$ -	\$ -	2	\$ 228,535.50	-	-	2/22/2006	Closed	-
LOS ANGELES		LOS ANGELES UNIFIED	EL	\$ 545,455.25	\$ -	\$ -	3	\$ 181,818.42	-	-	3/28/2007	Closed	-
LOS ANGELES		LOS ANGELES UNIFIED	EL	\$ 1,403,079.00	\$ 1,515.00	\$ -	6	\$ 233,846.50	-	-	4/25/2007	99% Complete	-
LOS ANGELES		LOS ANGELES UNIFIED	EL	\$ 9,838,952.00	\$ 5,245,221.00	\$ -	26	\$ 378,421.23	3.87	\$ 1,355,354.26	3/28/2007	99% Complete	-
LOS ANGELES		LOS ANGELES UNIFIED	EL	\$ 185,461.00	\$ -	\$ -	1	\$ 185,461.00	-	-	3/22/2006	Closed	-
LOS ANGELES		LOS ANGELES UNIFIED	EL	\$ 1,155,554.00	\$ 2,267.00	\$ -	4	\$ 288,888.50	-	-	3/22/2006	Closed	-
LOS ANGELES		LOS ANGELES UNIFIED	EL	\$ 1,766,175.00	\$ -	\$ -	8	\$ 220,771.88	-	-	3/22/2006	Closed	-
LOS ANGELES		LOS ANGELES UNIFIED	EL	\$ 5,353,634.00	\$ 7,841.00	\$ -	16	\$ 334,602.13	-	-	3/22/2006	99% Complete	-
LOS ANGELES		LOS ANGELES UNIFIED	EL	\$ 6,922,268.00	\$ 1,779,639.00	\$ -	16	\$ 432,641.75	1.52	\$ 1,170,815.13	8/22/2007	99% Complete	6,259
LOS ANGELES		LOS ANGELES UNIFIED	EL	\$ 427,599.00	\$ -	\$ -	2	\$ 213,799.50	-	-	3/28/2007	Closed	-
LOS ANGELES		LOS ANGELES UNIFIED	EL	\$ 265,319.00	\$ -	\$ -	3	\$ 88,439.67	-	-	10/26/2005	99% Complete	-
LOS ANGELES		LOS ANGELES UNIFIED	EL	\$ 699,085.00	\$ -	\$ -	8	\$ 87,385.63	-	-	3/28/2007	Closed	-
LOS ANGELES		LOS ANGELES UNIFIED	EL	\$ 369,528.00	\$ -	\$ -	2	\$ 184,764.00	-	-	3/22/2006	Closed	-
LOS ANGELES		LOS ANGELES UNIFIED	EL	\$ 381,137.00	\$ -	\$ -	4	\$ 95,284.25	-	-	2/22/2006	Closed	-
LOS ANGELES		LOS ANGELES UNIFIED	EL	\$ 265,633.00	\$ -	\$ -	2	\$ 132,816.50	-	-	3/28/2007	Closed	-
LOS ANGELES		LOS ANGELES UNIFIED	EL	\$ 492,586.00	\$ -	\$ -	3	\$ 164,195.33	-	-	4/25/2007	100% Complete	-
LOS ANGELES		LOS ANGELES UNIFIED	EL	\$ 266,453.00	\$ -	\$ -	2	\$ 133,226.50	-	-	2/22/2006	Closed	-
LOS ANGELES		LOS ANGELES UNIFIED	EL	\$ 493,267.00	\$ -	\$ -	4	\$ 123,316.75	-	-	3/22/2006	Closed	-
LOS ANGELES		LOS ANGELES UNIFIED	EL	\$ -	\$ 1,180.89	\$ -	7	\$ -	1.24	\$ 952.33	9/29/2005	Closed	-
LOS ANGELES		LOS ANGELES UNIFIED	EL	\$ 286,495.00	\$ -	\$ -	3	\$ 95,498.33	-	-	2/22/2006	Closed	-
LOS ANGELES		LOS ANGELES UNIFIED	EL	\$ 145,009.00	\$ -	\$ -	2	\$ 72,504.50	-	-	10/26/2005	Closed	-
LOS ANGELES		LOS ANGELES UNIFIED	EL	\$ 1,714,203.00	\$ 5,762.00	\$ -	8	\$ 214,275.38	-	-	3/20/2013	Closed	-
LOS ANGELES		LOS ANGELES UNIFIED	EL	\$ 256,441.00	\$ -	\$ -	5	\$ 51,288.20	-	-	10/26/2005	Closed	-
LOS ANGELES		LOS ANGELES UNIFIED	EL	\$ 571,621.00	\$ -	\$ -	3	\$ 190,540.33	-	-	3/28/2007	Closed	-
LOS ANGELES		LOS ANGELES UNIFIED	EL	\$ 220,406.00	\$ -	\$ -	1	\$ 220,406.00	-	-	4/25/2007	99% Complete	-
LOS ANGELES		LOS ANGELES UNIFIED	EL	\$ 18,714,700.00	\$ 8,760,515.00	\$ -	42	\$ 445,588.10	4.18	\$ 2,095,816.99	5/28/2008	99% Complete	8,229
LOS ANGELES		LOS ANGELES UNIFIED	EL	\$ 19,306,953.00	\$ 16,883,399.00	\$ -	42	\$ 459,689.36	3.83	\$ 4,408,198.17	5/28/2008	99% Complete	19,122
LOS ANGELES		LOS ANGELES UNIFIED	MI	\$ 25,159,087.00	\$ 17,378,327.00	\$ -	51	\$ 493,315.43	6.56	\$ 2,649,135.21	5/28/2008	99% Complete	-
LOS ANGELES		LOS ANGELES UNIFIED	MI	\$ 25,527,383.00	\$ 15,686,306.00	\$ -	51	\$ 500,536.92	6.38	\$ 2,458,668.97	5/28/2008	99% Complete	39,859
LOS ANGELES		LOS ANGELES UNIFIED	EL	\$ 1,183,818.00	\$ -	\$ -	6	\$ 197,303.00	-	-	3/22/2006	Closed	-
LOS ANGELES		LOS ANGELES UNIFIED	EL	\$ 1,322,858.00	\$ 2,265.00	\$ -	6	\$ 220,476.33	-	-	3/22/2006	Closed	-
LOS ANGELES		LOS ANGELES UNIFIED	EL	\$ 3,595,652.00	\$ 29,632.00	\$ -	10	\$ 359,565.20	-	-	3/22/2006	99% Complete	-
LOS ANGELES		LOS ANGELES UNIFIED	HI	\$ 4,175,147.00	\$ 10,284.00	\$ -	24	\$ 173,964.46	-	-	2/22/2006	99% Complete	-
LOS ANGELES		LOS ANGELES UNIFIED	EL	\$ 354,295.00	\$ -	\$ -	2	\$ 177,147.50	-	-	3/22/2006		

ATTACHMENT C - PROPOSITION 55 NEW CONSTRUCTION PROJECTS

YEARLY REPORT ON THE STATE GENERAL OBLIGATION BOND MEASURE FOR THE SCHOOL FACILITY PROGRAM - 2014

*State construction funds represent the State match for the project minus site acquisition funds.

**Does not include site acquisition funds or financial hardship funds.

***Includes multi-purpose rooms, administrative facilities, gymnasiums, and libraries. Information not available for projects apportioned prior to January 2007.

County	District	School Name	Grade	State Construction Funds*	Site Acquisition	Financial Hardship	Classrooms	State Share Funds per Classroom**	Proposed Acres	Site Funds Per Acre	Last SAB Date	Status	Non-Classroom Facility Square Footage**
LOS ANGELES	NORWALK-LA MIRADA UNIFIED	GLENN (JOHN H.) HIGH	HI	\$ 1,390,665.00	\$ -	\$ -	12	\$ 115,888.75	-	-	3/26/2008	Closed	-
LOS ANGELES	NORWALK-LA MIRADA UNIFIED	LA MIRADA HIGH	HI	\$ 4,654,935.00	\$ -	\$ -	18	\$ 258,607.50	-	-	3/22/2006	Closed	-
LOS ANGELES	NORWALK-LA MIRADA UNIFIED	NORWALK HIGH	HI	\$ 492,655.00	\$ -	\$ -	19	\$ 31,192.37	-	-	3/22/2006	Closed	-
LOS ANGELES	PALOS VERDES PENINSULA UNIFIED	PALOS VERDES HIGH	HI	\$ 2,882,443.00	\$ -	\$ -	10	\$ 288,244.30	-	-	2/28/2007	Closed	-
LOS ANGELES	PALOS VERDES PENINSULA UNIFIED	PALOS VERDES PENINSULA HIGH	HI	\$ 6,654,501.00	\$ -	\$ -	17	\$ 391,441.24	-	-	1/30/2008	Closed	-
LOS ANGELES	PALOS VERDES PENINSULA UNIFIED	PALOS VERDES PENINSULA HIGH	HI	\$ 3,188,531.00	\$ -	\$ -	12	\$ 265,710.92	-	-	12/15/2010	95% Complete	-
LOS ANGELES	PARAMOUNT UNIFIED	ORANGE AVENUE (PHASE2)	EL	\$ -	\$ -	\$ 19,810.00	25	\$ -	-	-	11/4/2009	100% Complete	-
LOS ANGELES	POMONA UNIFIED	CORTEZ ELEMENTARY	EL	\$ 5,591,372.00	\$ 1,293,903.00	\$ -	30	\$ 186,379.07	4.38	\$ 206,411.64	1/24/2007	Closed	-
LOS ANGELES	POMONA UNIFIED	GAREY VILLAGE ELEMENTARY	EL	\$ 1,008,557.00	\$ 1,530,664.00	\$ -	4	\$ 252,139.25	5.90	\$ 259,434.58	10/26/2005	Closed	-
LOS ANGELES	POMONA UNIFIED	LOPEZ ELEMENTARY SCHOOL	EL	\$ 4,652,885.00	\$ 1,435,353.00	\$ -	18	\$ 258,493.61	5.61	\$ 255,856.15	4/25/2007	100% Complete	-
LOS ANGELES	POMONA UNIFIED	LORBER JUNIOR HIGH	MI	\$ 264,781.00	\$ -	\$ -	1	\$ 264,781.00	-	-	6/28/2006	100% Complete	-
LOS ANGELES	POMONA UNIFIED	PUEBLO ELEMENTARY	EL	\$ 640,640.00	\$ 956,546.00	\$ -	4	\$ 160,160.00	5.40	\$ 177,138.15	10/26/2005	Closed	-
LOS ANGELES	ROSEMEAD ELEMENTARY	MUSCATEL INTERMEDIATE	MI	\$ 1,078,696.00	\$ -	\$ -	7	\$ 154,098.00	-	-	2/22/2006	Closed	-
LOS ANGELES	SAUGUS UNION ELEMENTARY	EMBLEM ELEMENTARY	EL	\$ 1,350,571.00	\$ -	\$ -	4	\$ 338,692.75	-	-	9/26/2007	Closed	-
LOS ANGELES	SAUGUS UNION ELEMENTARY	HIGHLANDS ELEMENTARY	EL	\$ 856,410.00	\$ -	\$ -	1	\$ 856,410.00	-	-	10/26/2005	Closed	-
LOS ANGELES	SAUGUS UNION ELEMENTARY	SKYBLUE MESA ELEMENTARY	EL	\$ 1,921,859.00	\$ -	\$ -	9	\$ 213,539.89	9.75	\$ -	1/24/2007	Closed	-
LOS ANGELES	SAUGUS UNION ELEMENTARY	WEST CREEK ELEMENTARY	EL	\$ 7,700,373.00	\$ 12,218,410.00	\$ -	31	\$ 248,399.13	10.94	\$ 1,116,856.49	12/12/2007	100% Complete	18,675
LOS ANGELES	SULPHUR SPRINGS UNION ELEMENTARY	GOLDEN VALLEY ELEMENTARY	EL	\$ 4,433,004.00	\$ 5,126,650.00	\$ (55,687.88)	22	\$ 201,500.18	7.51	\$ 682,643.14	1/24/2007	Funds Released	-
LOS ANGELES	SULPHUR SPRINGS UNION ELEMENTARY	MINT CANYON COMMUNITY ELEMENTARY	EL	\$ 1,212,846.00	\$ -	\$ -	3	\$ 404,282.00	-	-	9/28/2005	Closed	-
LOS ANGELES	TEMPLE CITY UNIFIED	EMPEROR ELEMENTARY	EL	\$ 256,772.00	\$ -	\$ -	1	\$ 256,772.00	-	-	1/30/2008	Closed	-
LOS ANGELES	WALNUT VALLEY UNIFIED	WALNUT HIGH	HI	\$ 203,212.00	\$ -	\$ -	2	\$ 101,606.00	-	-	2/28/2007	Closed	-
LOS ANGELES	WALNUT VALLEY UNIFIED	WALNUT HIGH	HI	\$ 2,659,837.00	\$ -	\$ -	8	\$ 332,479.63	-	-	3/28/2007	Closed	-
LOS ANGELES	WALNUT VALLEY UNIFIED	WALNUT VALLEY UNIFIED	HI	\$ 1,540,614.00	\$ -	\$ -	6	\$ 256,769.00	-	-	3/26/2008	100% Complete	-
LOS ANGELES	WEST COVINA UNIFIED	MERLINDA ELEMENTARY	EL	\$ 209,446.00	\$ -	\$ -	1	\$ 209,446.00	-	-	1/30/2008	Closed	-
LOS ANGELES	WEST COVINA UNIFIED	VINE ELEMENTARY	EL	\$ 108,723.00	\$ -	\$ -	1	\$ 108,723.00	-	-	1/30/2008	Closed	-
LOS ANGELES	WEST COVINA UNIFIED	WESCOVE ELEMENTARY	EL	\$ 209,446.00	\$ -	\$ -	1	\$ 209,446.00	-	-	1/30/2008	Closed	-
LOS ANGELES	WESTSIDE UNION ELEMENTARY	ANDERSON (GREGG) ELEMENTARY	EL	\$ 10,681,911.00	\$ 351,988.00	\$ -	37	\$ 288,700.30	17.07	\$ 20,619.10	6/27/2012	Funds Released	17,520
LOS ANGELES	WHITTIER UNION HIGH	CALIFORNIA HIGH	HI	\$ 3,597,387.00	\$ -	\$ -	4	\$ 899,346.75	-	-	2/27/2008	100% Complete	-
LOS ANGELES	WHITTIER UNION HIGH	CALIFORNIA HIGH	HI	\$ 2,696,105.00	\$ -	\$ -	8	\$ 337,013.13	-	-	2/27/2008	100% Complete	-
LOS ANGELES	WHITTIER UNION HIGH	LA SERNA HIGH	HI	\$ 2,067,592.00	\$ -	\$ -	8	\$ 258,449.00	-	-	2/22/2006	Closed	-
LOS ANGELES	WHITTIER UNION HIGH	SANTA FE HIGH	HI	\$ 2,267,810.00	\$ -	\$ -	8	\$ 283,476.25	-	-	2/22/2006	Closed	-
LOS ANGELES	WILLIAM S. HART UNION HIGH	ARROYO SECO JUNIOR HIGH	MI	\$ 2,300,893.00	\$ -	\$ -	9	\$ 255,654.78	-	-	1/24/2007	Closed	-
LOS ANGELES	WILLIAM S. HART UNION HIGH	CANYON HIGH	HI	\$ 9,040,278.00	\$ -	\$ -	26	\$ 347,703.00	-	-	1/24/2007	Closed	-
LOS ANGELES	WILLIAM S. HART UNION HIGH	SAUGUS HIGH	HI	\$ 3,921,245.00	\$ -	\$ -	13	\$ 301,634.23	-	-	5/24/2006	Closed	-
LOS ANGELES	WILLIAM S. HART UNION HIGH	VALENCIA HIGH	HI	\$ 669,362.00	\$ -	\$ -	2	\$ 334,691.00	-	-	8/22/2007	Closed	-
LOS ANGELES	WILSONA	CHALLENGER MIDDLE	MI	\$ 1,793,190.50	\$ -	\$ 1,888,362.36	11	\$ 163,017.32	-	-	8/24/2005	Closed	-
LOS ANGELES	WILSONA	SADDEBACK ELEMENTARY #1	EL	\$ 4,741,277.00	\$ 80,331.00	\$ 5,043,990.59	25	\$ 189,651.08	9.39	\$ 8,554.95	12/14/2011	Closed	-
LOS ANGELES	WISEBURN ELEMENTARY	BURNETT ELEMENTARY	EL	\$ 1,576,081.00	\$ -	\$ -	1	\$ 1,576,081.00	-	-	5/22/2013	Funds Released	7,894
LOS ANGELES	WISEBURN ELEMENTARY	CABRILLO (JUAN) ELEMENTARY	EL	\$ 3,008,276.00	\$ -	\$ -	11	\$ 273,479.64	-	-	3/26/2008	Closed	7,236
LOS ANGELES	WISEBURN ELEMENTARY	RICHARD HENRY DANA MIDDLE	MI	\$ 2,309,482.00	\$ 16,660.00	\$ -	10	\$ 230,948.20	-	-	1/24/2007	Closed	-
LOS ANGELES County Totals				\$ 660,404,756.62	\$ 176,346,098.89	\$ 56,284,458.04							
MADERA	CHOWCHILLA ELEMENTARY	GREENHILLS ELEMENTARY#1	EL	\$ 6,066,536.00	\$ 7,794.00	\$ -	25	\$ 242,661.44	14.07	\$ 553.94	5/22/2013	Closed	-
MADERA	CHOWCHILLA UNION HIGH	CHOWCHILLA HIGH	HI	\$ 4,558,942.00	\$ -	\$ 4,355,007.00	9	\$ 506,549.11	-	-	4/23/2008	90% Complete	-
MADERA	CHOWCHILLA UNION HIGH	CHOWCHILLA HIGH	HI	\$ 1,875,487.00	\$ -	\$ 1,790,292.00	5	\$ 375,097.40	-	-	4/23/2008	99% Complete	-
MADERA	CHOWCHILLA UNION HIGH	CHOWCHILLA HIGH	HI	\$ 2,830,121.00	\$ -	\$ 2,637,552.00	8	\$ 353,765.13	-	-	4/23/2008	90% Complete	-
MADERA	GOLDEN VALLEY UNIFIED	LIBERTY HIGH	HI	\$ 1,845,922.00	\$ -	\$ -	6	\$ 307,653.67	-	-	6/28/2006	Closed	-
MADERA	MADERA COUNTY OFFICE OF EDUCATION	CHALLENGER DAY SCHOOL	MI	\$ 126,104.00	\$ -	\$ 126,104.00	1	\$ 126,104.00	-	-	6/23/2010	Closed	-
MADERA	MADERA COUNTY OFFICE OF EDUCATION	CHOWCHILLA HIGH	HI	\$ 1,032,349.00	\$ -	\$ 1,032,349.00	2	\$ 516,174.50	-	-	1/30/2008	100% Complete	-
MADERA	MADERA COUNTY OFFICE OF EDUCATION	ENTERPRISE SECONDARY	HI	\$ 525,079.00	\$ -	\$ 525,079.00	-	\$ -	-	-	1/30/2008	100% Complete	-
MADERA	MADERA COUNTY OFFICE OF EDUCATION	GOLD EDUCATION	EL	\$ 568,642.00	\$ -	\$ 568,642.00	1	\$ 568,642.00	-	-	1/26/2011	Closed	-
MADERA	MADERA COUNTY OFFICE OF EDUCATION	GREENHILLS ELEMENTARY#1	EL	\$ 531,682.00	\$ -	\$ 531,682.00	1	\$ 531,682.00	-	-	1/30/2008	100% Complete	-
MADERA	MADERA COUNTY OFFICE OF EDUCATION	OAK CREEK INTERMEDIATE	MI	\$ 456,204.00	\$ -	\$ 456,204.00	1	\$ 456,204.00	-	-	1/26/2011	Closed	-
MADERA	MADERA COUNTY OFFICE OF EDUCATION	Pioneer Technical	HI	\$ 1,322,574.00	\$ -	\$ 1,322,574.00	4	\$ 330,643.50	-	-	4/25/2007	99% Complete	-
MADERA	MADERA COUNTY OFFICE OF EDUCATION	Special Ed. Liberty High	HI	\$ 701,253.00	\$ -	\$ 701,253.00	2	\$ 350,626.50	-	-	4/25/2007	95% Complete	-
MADERA	MADERA UNIFIED	CESAR CHAVEZ ELEMENTARY	EL	\$ -	\$ 186,670.00	\$ -	31	\$ -	16.48	\$ 11,327.06	8/23/2006	Closed	-
MADERA	MADERA UNIFIED	MADERA HIGH	HI	\$ 316,982.00	\$ -	\$ -	7	\$ 45,283.14	-	-	1/24/2007	Closed	-
MADERA	MADERA UNIFIED	NISHIMOTO ELEMENTARY	EL	\$ 677,219.00	\$ -	\$ -	6	\$ 112,869.83	-	-	4/26/2006	Closed	-
MADERA	MADERA UNIFIED	PARKWOOD ELEMENTARY	EL	\$ 8,096,889.00	\$ 530,701.00	\$ -	30	\$ 269,962.97	15.58	\$ 34,062.97	12/12/2012	Closed	14,440
MADERA	MADERA UNIFIED	PERSHING ELEMENTARY (ELLIS STREET)	EL	\$ 8,629,565.00	\$ 902,091.00	\$ -	31	\$ 278,373.06	17.35	\$ 51,993.72	12/12/2012	Closed	-
MADERA County Totals				\$ 40,163,550.00	\$ 1,627,256.00	\$ 14,046,738.00							
MARIN	NOVATO UNIFIED	NOVATO HIGH	HI	\$ 718,575.00	\$ -	\$ -	-	\$ -	-	-	12/12/2012	Funds Released	-
MARIN	NOVATO UNIFIED	SAN MARIN HIGH	HI	\$ 1,529,875.00	\$ -	\$ -	-	\$ -	-	-	12/12/2012	Funds Released	-
MARIN	NOVATO UNIFIED	SAN RAMON ELEMENTARY	EL	\$ 796,588.00	\$ -	\$ -	-	\$ -	-	-	12/12/2012	Funds Released	-
MARIN	SAUSALITO MARIN CITY	BAYSIDE ELEMENTARY	EL	\$ 68,088.00	\$ 159,433.00	\$ -	5	\$ 13,617.60	-	-	2/27/2008	Closed	-
MARIN County Totals				\$ 3,113,126.00	\$ 159,433.00	\$ -							
MENDOCINO	LEGGETT VALLEY UNIFIED	LEGGETT ELEMENTARY	MI	\$ 45,389.00	\$ -	\$ -	1	\$ 45,389.00	-	-	6/22/2005	Closed	-
MENDOCINO	POINT ARENA JOINT UNION HIGH	POINT ARENA HIGH	HI	\$ 231,158.00	\$ -	\$ -	2	\$ 115,579.00	-	-	7/27/2005	Closed	-
MENDOCINO	POINT ARENA JOINT UNION HIGH	POINT ARENA HIGH	HI	\$ 1,470,131.00	\$ -	\$ -	-	\$ -	-	-	10/25/2006	Closed	-
MENDOCINO County Totals				\$ 1,746,678.00	\$ -	\$ -							
MERCED	ATWATER ELEMENTARY	BELLEVUE PRIMARY	EL	\$ 1,930,244.00	\$ -	\$ -	8	\$ 241,280.50	-	-	2/22/2006	Closed	-
MERCED	ATWATER ELEMENTARY	MITCHELL ELEMENTARY	MI	\$ 390,564.00	\$ -	\$ -	1	\$ 390,564.00	-	-	12/12/2012	Funds Released	-
MERCED	DELHI UNIFIED	HARMONY RANCH ELEMENTARY	EL	\$ 1,753,190.00	\$ -	\$ -	7	\$ 250,455.71	-	-	3/22/2006	Closed	-
MERCED	DOS PALOS ORO LOMA JOINT UNIFIED	DOS PALOS HIGH	HI	\$ 128,347.00	\$ -	\$ 322,560.00	-	\$ -	-	-	10/26/2005	Closed	-
MERCED	GUSTINE UNIFIED	GUSTINE MIDDLE	MI	\$ 5,770,930.00	\$ 300,750.00	\$ 3,221,150.24	24	\$ 240,455.42	17.00	\$ 17,691.18	10/26/2005	95% Complete	-
MERCED	LE GRAND UNION ELEMENTARY	LE GRAND ELEMENTARY	EL	\$ 1,349,404.00	\$ -	\$ 1,247,172.00	7	\$ 192,772.03	-	-	1/23/2013	Closed	-
MERCED	MCSWAIN UNION ELEMENTARY	MCSWAIN ELEMENTARY	EL	\$ 3,912,918.00	\$ 72,084.00	\$ -	15	\$ 260,861.20	7.50	\$ 9,611.20	1/24/2007	Closed	-
MERCED	MERCED CITY ELEMENTARY	JOE STEFANI ELEMENTARY	EL	\$ 6,651,959.00	\$ 615,076.00	\$ -	26	\$ 255,844.58	13.03	\$ 47,204.60	1/24/2007	Closed	-
MERCED	MERCED COUNTY OFFICE OF EDUCATION	ATWATER HIGH	HI	\$ 294,189.00	\$ -	\$ 20,411.78	1	\$ 294,189.00	-	-	7/25/2012	Closed	-
MERCED	MERCED COUNTY OFFICE OF EDUCATION	ATWATER VALLEY COMMUNITY	HI	\$ 936,176.00	\$ -	\$ 936,176.00	17	\$ 55,069.18	9.30	\$ -	1/24/2007	78% Complete	17,894

ATTACHMENT C - PROPOSITION 55 NEW CONSTRUCTION PROJECTS

YEARLY REPORT ON THE STATE GENERAL OBLIGATION BOND MEASURE FOR THE SCHOOL FACILITY PROGRAM - 2014

*State construction funds represent the State match for the project minus site acquisition funds.

**Does not include site acquisition funds or financial hardship funds.

***Includes multi-purpose rooms, administrative facilities, gymnasiums, and libraries. Information not available for projects apportioned prior to January 2007.

County	District	School Name	Grade	State Construction Funds*	Site Acquisition	Financial Hardship	Classrooms	State Share Funds per Classroom**	Proposed Acres	Site Funds Per Acre	Last SAB Date	Status	Non-Classroom Facility Square Footage**
MERCED	MERCED COUNTY OFFICE OF EDUCATION	CLARK (GALENI)	EL	\$ 548,212.00	\$ -	\$ 38,835.00	1	\$ 548,212.00	-	-	3/28/2007	100% Complete	-
MERCED	MERCED COUNTY OFFICE OF EDUCATION	DELHI SPECIAL ED	HI	\$ 1,312,341.00	\$ -	\$ 1,312,341.00	4	\$ 328,085.25	-	-	6/28/2006	Closed	-
MERCED	MERCED COUNTY OFFICE OF EDUCATION	GUSTINE NEW SCHOOL	EL	\$ 18,815.00	\$ -	\$ -	1	\$ 18,815.00	-	-	1/22/2009	1% Complete	-
MERCED	MERCED COUNTY OFFICE OF EDUCATION	LIVINGSTON NEW	EL	\$ 63,543.00	\$ -	\$ 63,543.00	3	\$ 21,181.00	-	-	5/22/2013	100% Complete	-
MERCED	MERCED COUNTY OFFICE OF EDUCATION	LORENA FALASCO	EL	\$ 116,781.00	\$ -	\$ 116,781.00	1	\$ 116,781.00	-	-	12/15/2010	Closed	-
MERCED	MERCED COUNTY OFFICE OF EDUCATION	NEW SPECIAL EDUCATION FACILITY	EL	\$ 194,175.00	\$ -	\$ 194,175.00	5	\$ 38,835.00	2.50	\$ -	10/26/2005	72% Complete	501
MERCED	MERCED COUNTY OFFICE OF EDUCATION	RANCHERO NEW	EL	\$ 121,889.00	\$ -	\$ 121,889.00	3	\$ 40,629.67	-	-	5/24/2006	49% Complete	324
MERCED	MERCED COUNTY OFFICE OF EDUCATION	SCHIELBY	EL	\$ 86,637.50	\$ -	\$ 86,637.50	2	\$ 43,318.75	-	-	6/27/2007	96% Complete	-
MERCED	MERCED COUNTY OFFICE OF EDUCATION	VALLEY COMMUNITY - MERCED ADDITION	HI	\$ 297,157.00	\$ -	\$ 297,157.00	1	\$ 297,157.00	-	-	4/27/2011	Closed	-
MERCED	MERCED COUNTY OFFICE OF EDUCATION	VALLEY COMMUNITY - MERCED ADDITION #2	EL	\$ 214,406.50	\$ -	\$ 214,406.50	5	\$ 42,881.30	-	-	7/26/2007	75% Complete	-
MERCED	MERCED COUNTY OFFICE OF EDUCATION	VALLEY COMMUNITY SCHOOL-MERCED	HI	\$ 2,026,067.00	\$ (236,250.00)	\$ 1,789,807.00	8	\$ 223,725.88	-	-	4/27/2011	Closed	-
MERCED	MERCED COUNTY OFFICE OF EDUCATION	WINTON MIDDLE	MI	\$ 433,222.00	\$ -	\$ 433,222.00	1	\$ 433,222.00	-	-	7/25/2011	Closed	-
MERCED	MERCED COUNTY OFFICE OF EDUCATION	WINTON SPECIAL ED	EL	\$ 767,862.50	\$ -	\$ 767,862.50	3	\$ 255,954.17	-	-	2/22/2006	Closed	-
MERCED	MERCED UNION HIGH	BUHACH COLONY HIGH	HI	\$ 1,379,186.00	\$ -	\$ -	7	\$ 197,026.57	-	-	4/26/2006	Closed	-
MERCED	WEAVER UNION ELEMENTARY	FARMDALE ELEMENTARY	EL	\$ 6,847,091.00	\$ 515,666.00	\$ -	33	\$ 207,487.61	17.00	\$ 30,333.29	4/26/2006	Closed	-
MERCED	WINTON ELEMENTARY	MIDDLE ADDITION	MI	\$ 4,640.00	\$ -	\$ 4,640.00	8	\$ 580.00	-	-	10/26/2005	Closed	-
MERCED	WINTON ELEMENTARY	NEW ELEMENTARY	EL	\$ 7,437,893.00	\$ (1,861.00)	\$ 7,110,539.30	34	\$ 218,761.56	15.70	\$ (118.54)	6/26/2006	Closed	-
MERCED County Totals				\$ 44,987,828.50	\$ 1,265,465.00	\$ 18,299,305.82							
MONTEREY	ALISAL UNION	BARDIN ELEMENTARY	EL	\$ -	\$ 325,000.00	\$ 325,000.00	2	\$ -	2.00	\$ 162,500.00	12/14/2011	5% Complete	-
MONTEREY	ALISAL UNION	MONTE BELLA ELEMENTARY	EL	\$ 10,071,219.00	\$ 9,367,003.00	\$ 19,347,236.39	36	\$ 279,756.08	13.48	\$ 694,881.53	12/14/2011	20% Complete	13,519
MONTEREY	ALISAL UNION	NEW ELEMENTARY #12	EL	\$ 798,210.00	\$ 2,288,000.00	\$ 3,086,210.00	-	\$ -	12.00	\$ 190,666.67	12/14/2011	6% Complete	-
MONTEREY	ALISAL UNION	NEW ELEMENTARY #14 (MATSUI)	EL	\$ 798,210.00	\$ 1,456,000.00	\$ 2,254,210.00	-	\$ -	12.00	\$ 121,333.33	12/14/2011	5% Complete	-
MONTEREY	ALISAL UNION	NEW ELEMENTARY #15	EL	\$ 750,510.00	\$ -	\$ 750,510.00	-	\$ -	-	-	1/30/2008	Funds Released	-
MONTEREY	CARMEL UNIFIED	CARMEL HIGH	HI	\$ 277,007.00	\$ -	\$ -	1	\$ 277,007.00	-	-	10/25/2006	Closed	-
MONTEREY	KING CITY UNION	KING CITY MIDDLE	MI	\$ 4,834,311.00	\$ 1,485,843.00	\$ 6,319,494.00	35	\$ 138,123.17	22.00	\$ 67,538.32	10/26/2005	100% Complete	-
MONTEREY	KING CITY UNION	KING CITY MIDDLE	MI	\$ 2,446,356.00	\$ -	\$ -	10	\$ 244,635.60	22.00	\$ -	3/28/2007	Closed	-
MONTEREY	MISSION UNION ELEMENTARY	MISSION ELEMENTARY	EL	\$ 223,279.50	\$ -	\$ 223,279.50	6	\$ 37,213.25	-	-	5/23/2007	100% Complete	-
MONTEREY	MONTEREY COUNTY OFFICE OF EDUCATION	BOLSA KNOLLS MIDDLE SCHOOL SPECIAL EDUCATION	HI	\$ 178,805.00	\$ -	\$ 178,805.00	-	\$ 44,701.25	-	-	3/13/2012	89% Complete	-
MONTEREY	MONTEREY COUNTY OFFICE OF EDUCATION	KING CITY HIGH	HI	\$ 1,787.50	\$ -	\$ 1,787.50	2	\$ 893.75	-	-	5/23/2011	1% Complete	-
MONTEREY	MONTEREY COUNTY OFFICE OF EDUCATION	KING CITY MIDDLE	MI	\$ 1,788.00	\$ -	\$ 1,788.00	2	\$ 894.00	-	-	2/22/2012	1% Complete	-
MONTEREY	MONTEREY COUNTY OFFICE OF EDUCATION	LA GLORIA ELEMENTARY	EL	\$ 1,787.50	\$ -	\$ 1,787.50	2	\$ 893.75	-	-	5/23/2011	1% Complete	-
MONTEREY	SPRECKELS UNION	BUENA VISTA MIDDLE	MI	\$ 1,226,448.00	\$ -	\$ -	2	\$ 613,224.00	-	-	9/28/2005	Closed	-
MONTEREY	WASHINGTON UNION ELEMENTARY	WASHINGTON ELEMENTARY	EL	\$ 337,931.00	\$ -	\$ -	4	\$ 84,482.75	-	-	12/15/2005	Closed	-
MONTEREY County Totals				\$ 21,947,649.50	\$ 14,921,846.00	\$ 32,490,107.89							
ORANGE	ANAHEIM CITY	ABRAHAM LINCOLN ELEMENTARY	EL	\$ 8,504,287.00	\$ -	\$ -	23	\$ 369,751.61	-	-	5/22/2013	Apportioned	-
ORANGE	ANAHEIM UNION HIGH	ANAHEIM HIGH	HI	\$ 12,060,266.00	\$ -	\$ -	47	\$ 256,601.83	-	-	2/28/2007	Closed	-
ORANGE	ANAHEIM UNION HIGH	KATELLA HIGH	HI	\$ 5,861,655.00	\$ -	\$ -	24	\$ 244,068.96	-	-	1/24/2007	100% Complete	-
ORANGE	ANAHEIM UNION HIGH	KENNEDY (JOHN F.) HIGH	HI	\$ 5,528,044.00	\$ -	\$ -	1	\$ 5,528,044.00	-	-	1/24/2007	Closed	-
ORANGE	BREA-OLINDA UNIFIED	BREA-OLINDA HIGH	HI	\$ 6,916,693.00	\$ -	\$ -	16	\$ 432,418.31	-	-	2/28/2007	Closed	-
ORANGE	CAPISTRANO UNIFIED	AMBUHEL (HAROLD) ELEMENTARY	EL	\$ 1,250,117.00	\$ 676,000.00	\$ -	7	\$ 178,588.14	1.00	\$ 676,000.00	12/15/2005	Closed	-
ORANGE	CAPISTRANO UNIFIED	ARROYO VISTA ELEMENTARY	EL	\$ 2,382,792.00	\$ -	\$ -	11	\$ 216,617.45	-	-	7/27/2005	Closed	-
ORANGE	CAPISTRANO UNIFIED	ARROYO VISTA ELEMENTARY	EL	\$ 4,989,963.00	\$ -	\$ -	18	\$ 277,220.17	-	-	3/22/2006	Closed	-
ORANGE	CAPISTRANO UNIFIED	ARROYO VISTA ELEMENTARY	EL	\$ 239,945.00	\$ -	\$ -	2	\$ 119,972.50	-	-	1/24/2007	100% Complete	-
ORANGE	CAPISTRANO UNIFIED	HANKEY (CARL H.) ELEMENTARY	MI	\$ 1,869,944.00	\$ -	\$ -	8	\$ 233,743.00	-	-	1/30/2008	Closed	-
ORANGE	CAPISTRANO UNIFIED	NEW ALISO VIEJO	EL	\$ -	\$ 91,000.00	\$ -	31	\$ -	8.00	\$ 11,375.00	5/24/2006	Closed	-
ORANGE	FULLERTON JOINT UNION HIGH	FULLERTON HIGH	HI	\$ 4,912,491.00	\$ 9,105.00	\$ -	14	\$ 350,892.21	-	-	9/28/2005	Closed	-
ORANGE	FULLERTON JOINT UNION HIGH	LA VISTA CONTINUATION HIGH	HI	\$ 18,548,999.00	\$ -	\$ -	19	\$ 976,263.11	-	-	4/23/2008	Closed	16,000
ORANGE	FULLERTON JOINT UNION HIGH	TROY HIGH	HI	\$ 2,090,945.00	\$ -	\$ -	7	\$ 298,706.43	-	-	9/27/2006	Closed	-
ORANGE	HUNTINGTON BEACH UNION HIGH	EDISON HIGH	HI	\$ 243,229.00	\$ -	\$ -	1	\$ 243,229.00	-	-	12/15/2005	Closed	-
ORANGE	HUNTINGTON BEACH UNION HIGH	HUNTINGTON BEACH HIGH	HI	\$ 3,464,810.00	\$ -	\$ -	11	\$ 314,982.73	-	-	3/28/2007	Closed	-
ORANGE	HUNTINGTON BEACH UNION HIGH	HUNTINGTON BEACH HIGH	HI	\$ 1,198,058.00	\$ -	\$ -	3	\$ 399,352.67	-	-	2/27/2008	Closed	-
ORANGE	HUNTINGTON BEACH UNION HIGH	OCEAN VIEW HIGH	HI	\$ 5,748,888.00	\$ 7,405.00	\$ -	17	\$ 338,169.88	-	-	6/28/2006	Closed	-
ORANGE	HUNTINGTON BEACH UNION HIGH	WESTMINSTER HIGH	HI	\$ 5,022,529.00	\$ -	\$ -	13	\$ 386,348.38	-	-	2/28/2007	Closed	-
ORANGE	IRVINE UNIFIED	DREKESIDE EDUCATION CENTER	EL	\$ 9,389,983.00	\$ 29,695.00	\$ -	26	\$ 361,533.96	18.58	\$ 1,598.22	10/24/2007	100% Complete	8,434
ORANGE	IRVINE UNIFIED	DEERFIELD ELEMENTARY	EL	\$ 1,677,904.00	\$ -	\$ -	7	\$ 239,700.57	-	-	12/14/2011	90% Complete	-
ORANGE	IRVINE UNIFIED	TURTLE RIDGE ELEMENTARY	EL	\$ 5,374,617.00	\$ 223,853.00	\$ -	27	\$ 199,059.89	14.69	\$ 15,238.46	1/24/2007	Closed	-
ORANGE	IRVINE UNIFIED	UNIVERSITY HIGH	HI	\$ 4,185,729.00	\$ -	\$ -	12	\$ 348,810.75	-	-	3/26/2008	Closed	-
ORANGE	IRVINE UNIFIED	WOODBURY ELEMENTARY	EL	\$ 4,979,273.00	\$ 22,679,123.00	\$ -	28	\$ 177,831.18	9.95	\$ 2,279,308.84	2/28/2007	Closed	-
ORANGE	NEWPORT-MESA UNIFIED	COSTA MESA HIGH	HI	\$ 625,558.00	\$ -	\$ -	1	\$ 625,558.00	-	-	12/14/2011	100% Complete	-
ORANGE	NEWPORT-MESA UNIFIED	KILLYBROOKE ELEMENTARY	EL	\$ 139,261.00	\$ -	\$ -	1	\$ 139,261.00	-	-	1/26/2011	100% Complete	-
ORANGE	NEWPORT-MESA UNIFIED	NEWPORT HEIGHTS ELEMENTARY	EL	\$ 134,136.00	\$ -	\$ -	1	\$ 134,136.00	-	-	1/26/2011	100% Complete	-
ORANGE	NEWPORT-MESA UNIFIED	POMONA ELEMENTARY	EL	\$ 132,185.00	\$ -	\$ -	1	\$ 132,185.00	-	-	1/26/2011	100% Complete	-
ORANGE	NEWPORT-MESA UNIFIED	SONORA ELEMENTARY	EL	\$ 124,832.00	\$ -	\$ -	1	\$ 124,832.00	-	-	2/27/2008	100% Complete	-
ORANGE	NEWPORT-MESA UNIFIED	WOODLAND ELEMENTARY	EL	\$ 164,868.00	\$ -	\$ -	1	\$ 164,868.00	-	-	2/27/2008	100% Complete	-
ORANGE	ORANGE COUNTY OFFICE OF EDUCATION	COMMUNITY SCHOOL #1	HI	\$ 188,837.27	\$ 188,836.61	\$ -	11	\$ 17,166.11	5.82	\$ 32,446.27	8/27/2008	30% Complete	-
ORANGE	ORANGE COUNTY OFFICE OF EDUCATION	Community School #6	HI	\$ 36,354.00	\$ -	\$ 36,354.00	13	\$ 2,796.46	-	-	8/24/2011	1% Complete	-
ORANGE	ORANGE COUNTY OFFICE OF EDUCATION	COMMUNITY SCHOOL #9	HI	\$ -	\$ 2,288,750.00	\$ 1,671,641.00	14	\$ -	4.00	\$ 572,187.50	5/22/2013	2% Complete	-
ORANGE	ORANGE COUNTY OFFICE OF EDUCATION	REILLY ELEMENTARY	EL	\$ 15,770.50	\$ -	\$ 15,770.50	1	\$ 15,770.50	-	-	10/26/2005	Closed	-
ORANGE	ORANGE COUNTY OFFICE OF EDUCATION	UNIVERSITY HIGH	HI	\$ 5,870,325.00	\$ 26,670.00	\$ 5,896,995.00	14	\$ 419,308.93	1.86	\$ 14,338.71	8/22/2007	Closed	-
ORANGE	PLACENTIA-YORBA LINDA UNIFIED	VALDEZ MIDDLE	MI	\$ 12,650,358.00	\$ 6,249,691.00	\$ -	32	\$ 395,329.94	9.26	\$ 674,912.63	6/26/2013	Closed	27,202
ORANGE	PLACENTIA-YORBA LINDA UNIFIED	VAN BUREN ELEMENTARY	EL	\$ 2,945,176.00	\$ -	\$ -	8	\$ 368,147.00	-	-	12/14/2011	100% Complete	-
ORANGE	PLACENTIA-YORBA LINDA UNIFIED	YORBA LINDA HIGH	EL	\$ 16,194,392.00	\$ 37,149,542.00	\$ -	45	\$ 359,875.38	49.20	\$ 755,071.99	3/21/2007	100% Complete	69,379
ORANGE	SADDLEBACK VALLEY UNIFIED	ALISO ELEMENTARY	EL	\$ 651,839.00	\$ -	\$ -	3	\$ 217,279.67	-	-	3/22/2006	Closed	-
ORANGE	SADDLEBACK VALLEY UNIFIED	CORDILLERA ELEMENTARY	EL	\$ 638,060.00	\$ -	\$ -	3	\$ 212,686.67	-	-	3/22/2006	Closed	-
ORANGE	SADDLEBACK VALLEY UNIFIED	DEL LAGO ELEMENTARY	EL	\$ 689,481.00	\$ -	\$ -	2	\$ 344,740.50	-	-	9/26/2007	Closed	-
ORANGE	SADDLEBACK VALLEY UNIFIED	DEPORTOLA ELEMENTARY	EL	\$ 703,910.00	\$ -	\$ -	3	\$ 234,303.67	-	-	3/22/2006	Closed	-
ORANGE	SADDLEBACK VALLEY UNIFIED	GLEN YERMO ELEMENTARY	EL	\$ 559,036.00	\$ -	\$ -	2	\$ 279,518.00	-	-	3/22/2006	Closed	-
ORANGE	SADDLEBACK VALLEY UNIFIED	LA MADERA ELEMENTARY	EL	\$ 470,775.00	\$ -	\$ -	2	\$ 235,387.50	-	-	3/22/2006	Closed	-
ORANGE													

ATTACHMENT C - PROPOSITION 55 NEW CONSTRUCTION PROJECTS

YEARLY REPORT ON THE STATE GENERAL OBLIGATION BOND MEASURE FOR THE SCHOOL FACILITY PROGRAM - 2014

*State construction funds represent the State match for the project minus site acquisition funds.

**Does not include site acquisition funds or financial hardship funds.

***Includes multi-purpose rooms, administrative facilities, gymnasiums, and libraries. Information not available for projects apportioned prior to January 2007.

County	District	School Name	Grade	State Construction Funds*	Site Acquisition	Financial Hardship	Classrooms	State Share Funds per Classroom**	Proposed Acres	Site Funds Per Acre	Last SAB Date	Status	Non-Classroom Facility Square Footage**
ORANGE	SADDEBACK VALLEY UNIFIED	MISSION VIEJO HIGH	HI	\$ 1,641,403.00	\$ -	\$ -	4	\$ 410,350.75	-	-	3/22/2006	Closed	-
ORANGE	SADDEBACK VALLEY UNIFIED	MONTVIDEO ELEMENTARY	EL	\$ 785,490.00	\$ -	\$ -	3	\$ 261,830.00	-	-	3/22/2006	Closed	-
ORANGE	SADDEBACK VALLEY UNIFIED	OLIVEWOOD ELEMENTARY	EL	\$ 489,570.00	\$ -	\$ -	2	\$ 244,785.00	-	-	3/22/2006	Closed	-
ORANGE	SADDEBACK VALLEY UNIFIED	RANCHO SANTA MARGARITA INTERME	EL	\$ 474,985.00	\$ -	\$ -	2	\$ 237,492.50	-	-	4/26/2006	Closed	-
ORANGE	SADDEBACK VALLEY UNIFIED	SERRANO INTERMEDIATE	MI	\$ 707,738.00	\$ -	\$ -	6	\$ 117,956.33	-	-	4/26/2006	Closed	-
ORANGE	SADDEBACK VALLEY UNIFIED	SERRANO INTERMEDIATE	MI	\$ 2,189,851.00	\$ -	\$ -	1	\$ 2,189,851.00	-	-	3/28/2007	Closed	12,661
ORANGE	SADDEBACK VALLEY UNIFIED	TRABUCO HILLS HIGH ADDITION	HI	\$ 9,893,297.00	\$ -	\$ -	20	\$ 494,664.85	-	-	2/27/2008	100% Complete	-
ORANGE	SADDEBACK VALLEY UNIFIED	VALENCIA ELEMENTARY	EL	\$ 643,572.00	\$ -	\$ -	3	\$ 214,524.00	-	-	3/22/2006	Closed	-
ORANGE	TUSTIN UNIFIED	FOOTHILL HIGH	HI	\$ 1,839,793.00	\$ -	\$ -	4	\$ 459,948.25	-	-	12/12/2012	Funds Released	-
ORANGE	TUSTIN UNIFIED	PIONEER MIDDLE	MI	\$ 1,145,180.00	\$ -	\$ -	5	\$ 229,036.00	-	-	4/26/2006	Closed	-
ORANGE	TUSTIN UNIFIED	PIONEER MIDDLE	MI	\$ 100,420.00	\$ -	\$ -	2	\$ 50,210.00	-	-	1/25/2006	Closed	-
ORANGE	TUSTIN UNIFIED	TUSTIN HIGH	HI	\$ 655,621.00	\$ -	\$ -	1	\$ 655,621.00	-	-	12/12/2012	Funds Released	-
ORANGE County Totals				\$ 183,790,254.50	\$ 69,619,671.27	\$ 7,809,597.11							
PLACER	ACKERMAN ELEMENTARY	BOWMAN ELEMENTARY	EL	\$ 2,459,513.50	\$ -	\$ 2,526,406.50	8	\$ 307,439.19	-	-	9/28/2005	Closed	-
PLACER	DRY CREEK JOINT ELEMENTARY	BARRETT RANCH ELEMENTARY	EL	\$ 6,913,763.00	\$ 3,476,494.00	\$ -	31	\$ 223,024.61	11.06	\$ 314,330.38	1/25/2006	Closed	-
PLACER	DRY CREEK JOINT ELEMENTARY	CREEKVIEW RANCH MIDDLE	MI	\$ 11,273,638.00	\$ 2,091,348.00	\$ -	29	\$ 388,746.14	22.58	\$ 92,619.49	5/29/2008	99% Complete	44,911
PLACER	PLACER COUNTY OFFICE OF EDUCATION	CREEKVIEW RANCH MIDDLE	MI	\$ 645,073.00	\$ -	\$ 645,073.00	2	\$ 322,536.50	-	-	3/20/2013	Closed	-
PLACER	PLACER COUNTY OFFICE OF EDUCATION	OLIVE RANCH SPECIAL EDUCATION	EL	\$ 763,624.50	\$ -	\$ 655,513.93	4	\$ 254,541.50	-	-	6/28/2006	Closed	-
PLACER	PLACER COUNTY OFFICE OF EDUCATION	SECRET RAVINE	EL	\$ 1,578,719.00	\$ -	\$ 1,798,211.00	5	\$ 315,743.80	-	-	10/25/2006	Closed	-
PLACER	PLACER COUNTY OFFICE OF EDUCATION	SIERRA ELEMENTARY	MI	\$ 1,187,730.00	\$ -	\$ 1,187,730.00	4	\$ 296,932.50	-	-	2/22/2006	100% Complete	-
PLACER	PLACER UNION HIGH	COLFAX HIGH	HI	\$ 263,014.00	\$ -	\$ -	1	\$ 263,014.00	-	-	6/22/2005	Closed	-
PLACER	PLACER UNION HIGH	DEL ORO HIGH	HI	\$ 526,680.00	\$ -	\$ -	2	\$ 263,340.00	-	-	6/22/2005	Closed	-
PLACER	PLACER UNION HIGH	FORRESTHILL HIGH	HI	\$ 742,539.00	\$ -	\$ -	2	\$ 371,269.50	-	-	3/29/2007	Closed	-
PLACER	PLACER UNION HIGH	PLACER HIGH	HI	\$ 2,709,740.00	\$ -	\$ -	10	\$ 270,974.00	-	-	6/22/2005	Closed	-
PLACER	ROSEVILLE CITY ELEMENTARY	F-70 ELEMENTARY	EL	\$ 373,482.00	\$ 2,862,755.00	\$ -	22	\$ 16,976.45	8.52	\$ 336,004.11	6/24/2010	Funds Released	16,396
PLACER	ROSEVILLE CITY ELEMENTARY	KASEBERG ELEMENTARY	EL	\$ 2,264,854.00	\$ -	\$ -	12	\$ 188,737.83	-	-	7/27/2005	Closed	-
PLACER	ROSEVILLE CITY ELEMENTARY	W-73 MIDDLE SCHOOL	MI	\$ 8,956,028.00	\$ 7,951,560.00	\$ -	38	\$ 235,684.95	20.28	\$ 392,088.26	3/22/2006	Closed	-
PLACER	ROSEVILLE CITY ELEMENTARY	W-75 MIDDLE SCHOOL	MI	\$ 4,862,194.00	\$ 3,931,950.00	\$ -	24	\$ 202,589.83	9.90	\$ 397,166.67	9/28/2005	Closed	-
PLACER	ROSEVILLE JOINT UNION HIGH	ANTELOPE HIGH	HI	\$ 26,362,428.00	\$ 2,586,084.00	\$ -	63	\$ 418,451.24	40.23	\$ 64,282.48	1/24/2007	Closed	-
PLACER	TAHOE-TRUCKEE UNIFIED	NORTH TAHOE HIGH	HI	\$ 275,426.00	\$ -	\$ -	1	\$ 275,426.00	-	-	2/22/2006	Closed	-
PLACER	TAHOE-TRUCKEE UNIFIED	NORTH TAHOE HIGH	HI	\$ 1,258,036.00	\$ -	\$ -	2	\$ 629,018.00	-	-	3/22/2006	Closed	-
PLACER	TAHOE-TRUCKEE UNIFIED	NORTH TAHOE MIDDLE	MI	\$ 2,063,464.00	\$ -	\$ -	5	\$ 412,692.80	-	-	3/22/2006	Closed	-
PLACER	TAHOE-TRUCKEE UNIFIED	NORTH TAHOE MIDDLE/HIGH	MI	\$ 10,907,754.00	\$ -	\$ -	46	\$ 237,125.09	-	-	7/27/2005	Closed	-
PLACER	WESTERN PLACER UNIFIED	LINCOLN CROSSING ELEMENTARY	EL	\$ 7,460,562.00	\$ 1,777,634.00	\$ -	27	\$ 276,317.11	11.37	\$ 156,344.24	12/12/2012	Closed	-
PLACER	WESTERN PLACER UNIFIED	TWELVE BRIDGES MIDDLE	MI	\$ 10,543,847.00	\$ 2,366,750.00	\$ -	38	\$ 277,469.66	19.30	\$ 122,629.53	6/22/2005	Closed	-
PLACER County Totals				\$ 104,392,046.00	\$ 27,044,565.00	\$ 6,812,934.43							
RIVERSIDE	ALVORD UNIFIED	ARIZONA MIDDLE	MI	\$ 4,488,837.00	\$ -	\$ -	20	\$ 224,491.85	-	-	3/28/2007	Closed	-
RIVERSIDE	ALVORD UNIFIED	ARLANZA ELEMENTARY	EL	\$ 2,049,034.00	\$ -	\$ 2,049,034.00	8	\$ 256,129.25	-	-	1/24/2007	Closed	-
RIVERSIDE	ALVORD UNIFIED	COLLETT ELEMENTARY	EL	\$ 3,302,675.00	\$ -	\$ 3,302,675.00	16	\$ 206,417.19	-	-	1/24/2007	Closed	-
RIVERSIDE	ALVORD UNIFIED	FOOTHILL ELEMENTARY	EL	\$ 1,907,116.00	\$ -	\$ 1,907,116.00	8	\$ 238,389.50	-	-	1/24/2007	Closed	-
RIVERSIDE	ALVORD UNIFIED	LA GRANADA ELEMENTARY	EL	\$ 2,811,593.00	\$ 972,388.00	\$ 3,783,981.00	12	\$ 314,299.42	2.10	\$ 463,041.90	1/24/2007	Closed	-
RIVERSIDE	ALVORD UNIFIED	LA SIERRA HIGH	HI	\$ 6,950,742.00	\$ -	\$ 6,950,742.00	20	\$ 347,537.10	-	-	1/24/2007	100% Complete	-
RIVERSIDE	ALVORD UNIFIED	Lake Hills Elementary	EL	\$ 8,713,937.00	\$ 1,651,000.00	\$ 10,364,937.00	42	\$ 249,165.17	11.20	\$ 147,410.71	4/26/2006	Closed	-
RIVERSIDE	ALVORD UNIFIED	LOMA VISTA INTERMEDIATE	MI	\$ 2,606,948.00	\$ -	\$ 2,606,948.00	12	\$ 217,245.67	-	-	1/24/2007	Closed	-
RIVERSIDE	ALVORD UNIFIED	MYRA LINN ELEMENTARY	EL	\$ 3,269,572.00	\$ -	\$ 3,269,572.00	16	\$ 204,348.25	-	-	1/24/2007	Closed	-
RIVERSIDE	ALVORD UNIFIED	NEW HIGH #4	HI	\$ 16,724,883.00	\$ 7,453,324.00	\$ 24,178,207.00	60	\$ 402,970.02	39.22	\$ 190,038.86	5/22/2013	95% Complete	95,709
RIVERSIDE	ALVORD UNIFIED	NORTE VISTA HIGH ADDITION	HI	\$ 6,116,780.00	\$ -	\$ 6,111,978.00	22	\$ 278,035.45	-	-	3/27/2012	99% Complete	-
RIVERSIDE	ALVORD UNIFIED	ORRENMAA (ALLAN) ELEMENTARY	EL	\$ 2,446,197.00	\$ -	\$ 2,446,197.00	10	\$ 244,619.70	-	-	1/24/2007	100% Complete	-
RIVERSIDE	ALVORD UNIFIED	PROMENADE	EL	\$ 2,078,894.00	\$ -	\$ 2,078,894.00	8	\$ 259,861.75	-	-	1/24/2007	100% Complete	-
RIVERSIDE	ALVORD UNIFIED	TERRACE ELEMENTARY	EL	\$ 3,280,595.00	\$ -	\$ 3,280,595.00	16	\$ 205,037.19	-	-	1/24/2007	Closed	-
RIVERSIDE	ALVORD UNIFIED	THE LEARNING CENTER	EL	\$ 9,439,905.00	\$ 2,463,919.00	\$ -	44	\$ 214,543.30	13.00	\$ 189,532.23	10/26/2005	Closed	-
RIVERSIDE	ALVORD UNIFIED	TWINHILL ELEMENTARY	EL	\$ 2,110,319.00	\$ -	\$ 2,110,319.00	10	\$ 211,031.90	-	-	1/24/2007	Closed	-
RIVERSIDE	ALVORD UNIFIED	VALLEY VIEW ELEMENTARY	EL	\$ 1,045,716.00	\$ -	\$ 1,045,716.00	4	\$ 261,429.00	-	-	1/24/2007	Closed	-
RIVERSIDE	ALVORD UNIFIED	WELLS INTERMEDIATE	MI	\$ 329,430.00	\$ -	\$ -	18	\$ 18,301.67	-	-	12/30/2013	100% Complete	-
RIVERSIDE	ALVORD UNIFIED	YSMAEL VILLEGAS MIDDLE	MI	\$ 1,473,296.00	\$ -	\$ -	19	\$ 98,219.73	-	-	10/28/2005	Closed	-
RIVERSIDE	BEAUMONT UNIFIED	ANNA HAUSE ELEMENTARY	EL	\$ 7,308,277.00	\$ 3,433,147.00	\$ -	34	\$ 214,949.32	12.00	\$ 286,095.58	3/28/2007	Closed	12,994
RIVERSIDE	BEAUMONT UNIFIED	BEAUMONT SENIOR HIGH	HI	\$ 3,586,869.00	\$ -	\$ -	4	\$ 896,717.25	-	-	12/14/2011	96% Complete	-
RIVERSIDE	BEAUMONT UNIFIED	BEAUMONT SENIOR HIGH	HI	\$ 7,158,468.00	\$ -	\$ -	21	\$ 340,879.43	-	-	12/14/2011	98% Complete	-
RIVERSIDE	BEAUMONT UNIFIED	OAK VALLEY ELEMENTARY #1	EL	\$ 7,524,064.00	\$ 3,318,623.00	\$ -	34	\$ 221,296.00	10.25	\$ 323,768.10	9/23/2009	Closed	-
RIVERSIDE	COACHELLA VALLEY UNIFIED	BOBBY DUKE MIDDLE	MI	\$ 6,000,628.00	\$ -	\$ -	19	\$ 315,822.53	-	-	10/24/2007	Closed	36,025
RIVERSIDE	COACHELLA VALLEY UNIFIED	EAST COACHELLA ELEMENTARY	EL	\$ 8,413,637.00	\$ 480,253.00	\$ -	37	\$ 227,395.59	14.00	\$ 34,303.79	2/22/2006	Closed	-
RIVERSIDE	COACHELLA VALLEY UNIFIED	OASIS ELEMENTARY	EL	\$ 3,527,443.00	\$ 23,630.00	\$ -	14	\$ 251,960.21	21.50	\$ 1,099.07	2/27/2008	99% Complete	-
RIVERSIDE	COACHELLA VALLEY UNIFIED	OASIS ELEMENTARY	EL	\$ 8,704,723.00	\$ 398,403.00	\$ -	25	\$ 348,188.92	15.00	\$ 18,530.37	2/27/2008	99% Complete	19,770
RIVERSIDE	COACHELLA VALLEY UNIFIED	TORO CANYON MIDDLE	MI	\$ 1,367,644.00	\$ -	\$ -	8	\$ 170,955.50	-	-	12/15/2010	100% Complete	-
RIVERSIDE	COACHELLA VALLEY UNIFIED	West Coachella Elementary	EL	\$ 1,759,627.00	\$ 430,677.00	\$ -	38	\$ 46,307.54	21.50	\$ 23,926.50	1/24/2007	Closed	-
RIVERSIDE	CORONA-NORCO UNIFIED	AUGUSTINE RAMIREZ INTERMEDIATE	MI	\$ 16,436,729.00	\$ 272,232.00	\$ -	50	\$ 328,734.58	23.78	\$ 11,447.94	10/8/2010	90% Complete	39,200
RIVERSIDE	CORONA-NORCO UNIFIED	BERNICE JAMESON TODD ELEMENTARY	EL	\$ 9,697,490.00	\$ 885,956.00	\$ -	37	\$ 262,094.32	9.66	\$ 91,713.87	6/27/2007	100% Complete	12,515
RIVERSIDE	CORONA-NORCO UNIFIED	CENTENNIAL HIGH	HI	\$ 2,177,657.00	\$ -	\$ -	5	\$ 435,531.40	-	-	12/14/2011	85% Complete	-
RIVERSIDE	CORONA-NORCO UNIFIED	EASTVALE ELEMENTARY	EL	\$ 6,012,490.00	\$ 4,738.00	\$ -	28	\$ 214,731.79	-	-	8/24/2005	Closed	-
RIVERSIDE	CORONA-NORCO UNIFIED	HOME GARDENS ELEMENTARY	EL	\$ 9,581,852.00	\$ 381,896.00	\$ -	26	\$ 368,532.77	-	-	12/14/2011	90% Complete	-
RIVERSIDE	CORONA-NORCO UNIFIED	KENNEDY HIGH	HI	\$ 13,869,726.00	\$ 625,614.00	\$ -	38	\$ 365,782.26	6.45	\$ 96,994.42	1/24/2007	100% Complete	-
RIVERSIDE	CORONA-NORCO UNIFIED	PARKRIDGE ELEMENTARY	EL	\$ 4,737,711.00	\$ 10,363.00	\$ -	18	\$ 263,206.17	-	-	12/14/2011	90% Complete	-
RIVERSIDE	CORONA-NORCO UNIFIED	ROOSEVELT HIGH	HI	\$ 54,531,000.00	\$ 4,296,497.00	\$ -	151	\$ 361,132.45	56.42	\$ 76,152.02	1/25/2006	100% Complete	-
RIVERSIDE	CORONA-NORCO UNIFIED	ROSA PARKS ELEMENTARY	EL	\$ 9,684,440.00	\$ 3,204,501.00	\$ -	36	\$ 269,012.22	10.76	\$ 297,816.08	6/27/2007	100% Complete	15,105
RIVERSIDE	CORONA-NORCO UNIFIED	SANTIAGO HIGH	HI	\$ 7,958,704.00	\$ -	\$ -	20	\$ 397,935.20	-	-	3/28/2012	70% Complete	-
RIVERSIDE	DESERT SANDS UNIFIED	DARBY MIDDLE	MI	\$ 19,360,341.00	\$ 2,190,093.00	\$ -	47	\$ 411,922.13	22.70	\$ 96,479.87	1		

ATTACHMENT C - PROPOSITION 55 NEW CONSTRUCTION PROJECTS

YEARLY REPORT ON THE STATE GENERAL OBLIGATION BOND MEASURE FOR THE SCHOOL FACILITY PROGRAM - 2014

*State construction funds represent the State match for the project minus site acquisition funds.

**Does not include site acquisition funds or financial hardship funds.

***Includes multi-purpose rooms, administrative facilities, gymnasiums, and libraries. Information not available for projects apportioned prior to January 2007.

County	District	School Name	Grade	State Construction Funds*	Site Acquisition	Financial Hardship	Classrooms	State Share Funds per Classroom**	Proposed Acres	Site Funds Per Acre	Last SAB Date	Status	Non-Classroom Facility Square Footage***
RIVERSIDE	DESERT SANDS UNIFIED	WASHINGTON (GEORGE) CHARTER ELEM	EL	\$ 6,022,208.00	\$ -	\$ -	22	\$ 273,736.73	-	-	1/24/2007	Closed	-
RIVERSIDE	HEMET UNIFIED	HAMILTON	MI	\$ 1,783,222.00	\$ -	\$ -	7	\$ 254,746.00	-	-	4/26/2006	Closed	-
RIVERSIDE	HEMET UNIFIED	HEMET HIGH	HI	\$ 2,437,478.00	\$ 304,227.00	\$ -	3	\$ 812,492.67	15.90	\$ 19,133.77	5/24/2006	Closed	-
RIVERSIDE	HEMET UNIFIED	HEMET HIGH	EL	\$ 12,534,951.00	\$ -	\$ -	38	\$ 329,867.13	-	-	6/27/2012	Funds Released	-
RIVERSIDE	HEMET UNIFIED	JACOB WIENS ELEMENTARY	EL	\$ 7,092,063.00	\$ 2,033,645.00	\$ -	33	\$ 214,911.00	9.58	\$ 212,280.27	8/24/2005	Closed	-
RIVERSIDE	HEMET UNIFIED	NEW ELEMENTARY #1	EL	\$ -	\$ 222.49	\$ -	31	\$ -	10.46	\$ 21.27	2/22/2006	Closed	-
RIVERSIDE	HEMET UNIFIED	RANCHO VIEJO MIDDLE	MI	\$ 13,790,607.00	\$ -	\$ -	52	\$ 265,203.98	-	-	1/30/2008	100% Complete	45,461
RIVERSIDE	HEMET UNIFIED	TANQUITZ HIGH	HI	\$ 28,289,513.00	\$ -	\$ -	90	\$ 314,327.92	85.14	\$ 38,337.37	2/22/2006	100% Complete	-
RIVERSIDE	JURUPA UNIFIED	CAMINO REAL ELEMENTARY	EL	\$ 1,424,284.00	\$ 3,264,044.00	\$ -	6	\$ 237,380.67	-	-	1/24/2007	Closed	-
RIVERSIDE	JURUPA UNIFIED	INDIAN HILLS ELEMENTARY	EL	\$ 184,128.00	\$ -	\$ -	3	\$ 61,376.00	-	-	1/25/2006	Closed	-
RIVERSIDE	JURUPA UNIFIED	JURUPA JUNIOR HIGH	MI	\$ 183,158.00	\$ -	\$ -	3	\$ 61,052.67	-	-	1/25/2006	Closed	-
RIVERSIDE	JURUPA UNIFIED	JURUPA VALLEY HIGH	HI	\$ 183,158.00	\$ -	\$ -	3	\$ 61,052.67	-	-	1/25/2006	Closed	-
RIVERSIDE	JURUPA UNIFIED	MIRALOMA MIDDLE	MI	\$ 183,158.00	\$ -	\$ -	3	\$ 61,052.67	-	-	1/25/2006	Closed	-
RIVERSIDE	JURUPA UNIFIED	MISSION JUNIOR HIGH	MI	\$ 130,827.00	\$ -	\$ -	2	\$ 65,413.50	-	-	1/25/2006	Closed	-
RIVERSIDE	JURUPA UNIFIED	NUEVA VISTA CONTINUATION HIGH	HI	\$ 130,827.00	\$ -	\$ -	2	\$ 65,413.50	-	-	1/25/2006	Closed	-
RIVERSIDE	JURUPA UNIFIED	PERALTA ELEMENTARY	EL	\$ 1,373,744.00	\$ -	\$ -	6	\$ 228,957.33	-	-	1/25/2006	Closed	-
RIVERSIDE	JURUPA UNIFIED	SKY COUNTRY ELEMENTARY	EL	\$ 61,376.00	\$ -	\$ -	1	\$ 61,376.00	-	-	1/25/2006	Closed	-
RIVERSIDE	JURUPA UNIFIED	STONE AVE. ELEM	EL	\$ 61,376.00	\$ -	\$ -	1	\$ 61,376.00	-	-	1/25/2006	Closed	-
RIVERSIDE	LAKE ELSINORE UNIFIED	NEW ELEMENTARY #14	EL	\$ -	\$ 4,319,575.83	\$ -	30	\$ -	11.48	\$ 376,269.67	5/23/2007	Closed	-
RIVERSIDE	MENIFEE UNION ELEMENTARY	BELL MOUNTAIN MIDDLE	MI	\$ 1,136,297.00	\$ -	\$ -	8	\$ 142,037.13	-	-	1/24/2007	Closed	-
RIVERSIDE	MENIFEE UNION ELEMENTARY	ELEMENTARY SCHOOL #11	EL	\$ 9,151,693.00	\$ 2,525,350.00	\$ -	38	\$ 240,834.03	11.00	\$ 229,577.27	2/27/2008	Closed	10,632
RIVERSIDE	MENIFEE UNION ELEMENTARY	ELEMENTARY SCHOOL #8	EL	\$ 9,318,510.00	\$ 832,750.00	\$ -	38	\$ 245,223.95	10.65	\$ 78,192.49	2/27/2008	Closed	9,162
RIVERSIDE	MENIFEE UNION ELEMENTARY	EVANS RANCH ELEMENTARY	EL	\$ 5,741,867.00	\$ 1,433,350.00	\$ -	27	\$ 212,661.74	13.23	\$ 108,340.89	4/26/2006	Closed	-
RIVERSIDE	MENIFEE UNION ELEMENTARY	EVANS RANCH ELEMENTARY	EL	\$ 1,026,757.00	\$ -	\$ -	8	\$ 128,344.63	-	-	7/25/2007	Closed	-
RIVERSIDE	MENIFEE UNION ELEMENTARY	FREDOM CREST ELEMENTARY	EL	\$ 480,564.00	\$ -	\$ -	7	\$ 68,577.71	-	-	1/24/2007	Closed	-
RIVERSIDE	MENIFEE UNION ELEMENTARY	MENIFEE VALLEY MIDDLE EXPANSION	MI	\$ 1,097,824.00	\$ -	\$ -	7	\$ 156,832.00	-	-	1/24/2007	Closed	-
RIVERSIDE	MENIFEE UNION ELEMENTARY	OAK MEADOWS ELEMENTARY	EL	\$ 1,096,994.00	\$ -	\$ -	8	\$ 137,124.25	-	-	1/24/2007	Closed	-
RIVERSIDE	MORENO VALLEY UNIFIED	ALESSANDRO	HI	\$ 3,673,391.00	\$ -	\$ -	12	\$ 306,115.92	-	-	3/26/2008	Closed	-
RIVERSIDE	MORENO VALLEY UNIFIED	BADGER SPRINGS MIDDLE	EL	\$ 420,250.00	\$ -	\$ -	4	\$ 105,062.50	-	-	4/26/2006	Closed	-
RIVERSIDE	MORENO VALLEY UNIFIED	BADGER SPRINGS MIDDLE	MI	\$ 442,500.00	\$ -	\$ -	4	\$ 112,425.00	-	-	1/24/2007	Closed	-
RIVERSIDE	MORENO VALLEY UNIFIED	BEAR VALLEY ELEMENTARY	EL	\$ 414,170.00	\$ -	\$ -	3	\$ 138,056.67	-	-	1/24/2007	Closed	-
RIVERSIDE	MORENO VALLEY UNIFIED	CANYON SPRINGS HIGH	HI	\$ 630,645.00	\$ -	\$ -	7	\$ 90,092.14	66.60	\$ -	1/24/2007	Closed	-
RIVERSIDE	MORENO VALLEY UNIFIED	CHAPPARAL HILL ELEMENTARY	EL	\$ 480,485.00	\$ -	\$ -	6	\$ 80,080.83	-	-	10/24/2007	Closed	-
RIVERSIDE	MORENO VALLEY UNIFIED	CLOVERDALE ELEMENTARY	EL	\$ 233,579.00	\$ -	\$ -	2	\$ 116,789.50	-	-	1/24/2007	Closed	-
RIVERSIDE	MORENO VALLEY UNIFIED	DELPHINIUM (CHAPPARAL) ELEMENTARY	EL	\$ 5,709,308.20	\$ 26,275.00	\$ -	31	\$ 184,190.59	9.40	\$ 2,795.21	10/26/2005	Closed	-
RIVERSIDE	MORENO VALLEY UNIFIED	EDGE MONT ELEMENTARY	EL	\$ 202,772.00	\$ -	\$ -	2	\$ 101,386.00	-	-	1/24/2007	Closed	-
RIVERSIDE	MORENO VALLEY UNIFIED	ELEMENTARY #26 (NEW SUNNYMEAD)	EL	\$ 7,784,066.00	\$ 1,857,150.00	\$ -	32	\$ 243,252.06	10.50	\$ 176,871.43	11/29/2007	Closed	-
RIVERSIDE	MORENO VALLEY UNIFIED	EUCALYPTUS AVENUE ELEMENTARY	EL	\$ 5,906,064.00	\$ 750.00	\$ -	32	\$ 184,564.50	8.79	\$ 85.32	9/28/2005	Closed	-
RIVERSIDE	MORENO VALLEY UNIFIED	HIDDEN SPRINGS ELEMENTARY	EL	\$ 453,592.00	\$ -	\$ -	4	\$ 113,398.00	-	-	1/24/2007	Closed	-
RIVERSIDE	MORENO VALLEY UNIFIED	HIDDEN SPRINGS ELEMENTARY	EL	\$ 486,940.00	\$ -	\$ -	3	\$ 162,313.33	-	-	10/24/2007	Closed	-
RIVERSIDE	MORENO VALLEY UNIFIED	HONEY HOLLOW ELEMENTARY	EL	\$ 464,661.00	\$ -	\$ -	3	\$ 154,887.00	-	-	1/24/2007	Closed	-
RIVERSIDE	MORENO VALLEY UNIFIED	LA JOLLA ELEMENTARY	EL	\$ 326,172.00	\$ -	\$ -	4	\$ 81,543.00	-	-	1/24/2007	Closed	-
RIVERSIDE	MORENO VALLEY UNIFIED	LA JOLLA ELEMENTARY	EL	\$ 167,198.00	\$ -	\$ -	1	\$ 167,198.00	-	-	6/27/2007	Closed	-
RIVERSIDE	MORENO VALLEY UNIFIED	LANDMARK MIDDLE	MI	\$ 610,814.00	\$ -	\$ -	4	\$ 101,802.33	-	-	1/24/2007	Closed	-
RIVERSIDE	MORENO VALLEY UNIFIED	MOUNTAIN VIEW MIDDLE	MI	\$ 613,712.00	\$ -	\$ -	6	\$ 102,285.33	-	-	1/24/2007	Closed	-
RIVERSIDE	MORENO VALLEY UNIFIED	PALM MIDDLE	MI	\$ 561,805.00	\$ -	\$ -	5	\$ 112,361.00	-	-	1/24/2007	Closed	-
RIVERSIDE	MORENO VALLEY UNIFIED	RAMONA ELEMENTARY	EL	\$ 5,887,510.00	\$ 175,548.00	\$ -	30	\$ 193,797.13	7.50	\$ 23,406.40	4/27/2011	Closed	-
RIVERSIDE	MORENO VALLEY UNIFIED	RAMONA ELEMENTARY	EL	\$ 518,149.00	\$ -	\$ -	4	\$ 129,537.25	-	-	6/27/2007	Closed	-
RIVERSIDE	MORENO VALLEY UNIFIED	SUNNYMEAD ELEMENTARY	EL	\$ 556,952.00	\$ -	\$ -	5	\$ 111,390.40	-	-	6/27/2007	Closed	-
RIVERSIDE	MORENO VALLEY UNIFIED	TOWNGATE ELEMENTARY	EL	\$ 318,729.00	\$ -	\$ -	4	\$ 79,682.25	-	-	1/24/2007	Closed	-
RIVERSIDE	MORENO VALLEY UNIFIED	VALLEY VIEW HIGH	HI	\$ 482,905.00	\$ -	\$ -	5	\$ 96,581.00	-	-	1/24/2007	Closed	-
RIVERSIDE	MORENO VALLEY UNIFIED	VISTA DEL LAGO HIGH	HI	\$ 817,850.00	\$ -	\$ -	10	\$ 81,785.00	-	-	1/25/2006	Closed	-
RIVERSIDE	MORENO VALLEY UNIFIED	VISTA DEL LAGO HIGH	MI	\$ 1,441,558.00	\$ -	\$ -	18	\$ 80,095.56	-	-	1/24/2007	Closed	-
RIVERSIDE	MORENO VALLEY UNIFIED	VISTA HEIGHTS	MI	\$ 452,993.00	\$ -	\$ -	4	\$ 113,248.25	-	-	1/24/2007	Closed	-
RIVERSIDE	MORENO VALLEY UNIFIED	VISTA HEIGHTS	MI	\$ 390,276.00	\$ -	\$ -	4	\$ 97,569.00	-	-	10/24/2007	Closed	-
RIVERSIDE	MURRIETA VALLEY UNIFIED	ALTA MURRIETA ELEMENTARY	EL	\$ 1,156,154.00	\$ -	\$ -	6	\$ 192,692.33	-	-	1/24/2007	Closed	-
RIVERSIDE	MURRIETA VALLEY UNIFIED	AVAXAT ELEMENTARY	EL	\$ 1,270,356.00	\$ -	\$ -	7	\$ 181,479.43	-	-	12/12/2007	Closed	-
RIVERSIDE	MURRIETA VALLEY UNIFIED	DANIEL N. BUCHANAN ELEMENTARY	EL	\$ 1,479,136.00	\$ -	\$ -	8	\$ 184,892.00	-	-	12/15/2005	Closed	-
RIVERSIDE	MURRIETA VALLEY UNIFIED	LISA J. MAJLS ELEMENTARY	EL	\$ 10,725,201.00	\$ 1,447,568.00	\$ -	39	\$ 275,005.15	15.27	\$ 94,798.17	10/24/2007	100% Complete	17,470
RIVERSIDE	MURRIETA VALLEY UNIFIED	MONTE VISTA ELEMENTARY	EL	\$ 614,132.00	\$ -	\$ -	9	\$ 68,236.89	-	-	12/15/2005	Closed	-
RIVERSIDE	MURRIETA VALLEY UNIFIED	MURRIETA VALLEY HIGH	HI	\$ 786,665.00	\$ -	\$ -	7	\$ 112,380.71	-	-	1/30/2008	Closed	-
RIVERSIDE	MURRIETA VALLEY UNIFIED	VISTA MURRIETA HIGH	HI	\$ 733,580.00	\$ -	\$ -	5	\$ 146,716.00	-	-	12/15/2005	Closed	-
RIVERSIDE	PALM SPRINGS UNIFIED	BELLA VISTA ELEMENTARY	EL	\$ 13,230,568.00	\$ 1,653,658.00	\$ -	32	\$ 413,455.19	10.65	\$ 155,273.05	3/28/2012	Funds Released	17,460
RIVERSIDE	PALM SPRINGS UNIFIED	CABOT RIVER ELEMENTARY	EL	\$ 11,363,787.00	\$ 1,587,055.00	\$ -	34	\$ 334,223.03	12.98	\$ 122,269.26	12/14/2011	89% Complete	20,719
RIVERSIDE	PALM SPRINGS UNIFIED	COFFMAN (NELLIE N.) MIDDLE	MI	\$ 479,025.00	\$ -	\$ -	3	\$ 159,675.00	-	-	12/12/2012	Funds Released	-
RIVERSIDE	PALM SPRINGS UNIFIED	CORSINI (JULIUS) ELEMENTARY	EL	\$ 1,590,065.00	\$ -	\$ -	6	\$ 265,010.83	-	-	1/24/2007	Closed	-
RIVERSIDE	PALM SPRINGS UNIFIED	DESERT HOT SPRINGS HIGH	HI	\$ -	\$ 280.16	\$ -	42	\$ -	-	-	8/24/2005	100% Complete	-
RIVERSIDE	PALM SPRINGS UNIFIED	DESERT SPRINGS MIDDLE	MI	\$ 505,213.00	\$ -	\$ -	8	\$ 63,151.63	-	-	3/26/2008	Closed	-
RIVERSIDE	PALM SPRINGS UNIFIED	PAINTED HILLS MIDDLE	MI	\$ 18,071,422.00	\$ 2,714,881.00	\$ -	46	\$ 376,467.13	18.78	\$ 144,562.35	12/14/2011	89% Complete	32,418
RIVERSIDE	PALM SPRINGS UNIFIED	PALM SPRINGS HIGH	HI	\$ 874,416.00	\$ -	\$ -	2	\$ 437,208.00	-	-	6/27/2012	Funds Released	-
RIVERSIDE	PALM SPRINGS UNIFIED	RANCHO MIRAGE HIGH	HI	\$ 37,499,617.00	\$ 9,581,826.00	\$ -	92	\$ 407,604.53	62.63	\$ 152,990.99	6/27/2012	96% Complete	130,925
RIVERSIDE	PALM SPRINGS UNIFIED	RIO VISTA ELEMENTARY	EL	\$ 5,815,627.00	\$ 185,000.00	\$ -	25	\$ 232,625.08	11.00	\$ 16,818.18	10/26/2005	Closed	-
RIVERSIDE	PALM SPRINGS UNIFIED	TWO BUNCH PALMS ELEMENTARY	EL	\$ 747,747.00	\$ -	\$ -	3	\$ 249,249.00	-	-	1/24/2007	Closed	-
RIVERSIDE	PALO VERDE UNIFIED	APPLEBY (FELIX J.) ELEMENTARY	EL	\$ 7,631,029.00	\$ 77,003.00	\$ 6,940,834.00	22	\$ 346,864.95	10.00	\$ 7,700.30	4/23/2008	100% Complete	13,494
RIVERSIDE	PERRIS UNIFIED	RAILWAY ELEMENTARY	EL	\$ 2,656,117.28	\$ 280.00	\$ 5,629,975.00	30	\$ 88,537.24	-	\$ 20.29	6/22/2005	Closed	-
RIVERSIDE	PERRIS UNIFIED	RAILWAY ELEMENTARY	EL	\$ 1,122,224.00	\$ -	\$ 1,112,224.00	6	\$ 185,370.67	-	-	12/15/2005	Closed	-
RIVERSIDE	PERRIS UNIFIED	RAILWAY ELEMENTARY	EL	\$ 146,071.00	\$ -	\$ -	1	\$ 146,071.00	-	-	9/26/2007	Closed	-
RIVERSIDE	PERRIS UNIFIED	Skyview Elementary	EL	\$ 7,314,700.00	\$ 475,750.00	\$ 6,381,637.27	33	\$ 221,657.58	8.60	\$ 55,319.77	9/28/2005	Closed	-
RIVERSIDE	PERRIS UNIFIED	Skyview Elementary	EL	\$ 570,472.00	\$ -	\$ -	3	\$ 190,157.33	-	-	9/26/2007	Closed	-
RIVERSIDE	PERRIS UNION HIGH	HERITAGE HIGH	HI	\$ 34,971,330.00	\$ 973,269.00	\$ -	104	\$ 342,882.53					

ATTACHMENT C - PROPOSITION 55 NEW CONSTRUCTION PROJECTS

YEARLY REPORT ON THE STATE GENERAL OBLIGATION BOND MEASURE FOR THE SCHOOL FACILITY PROGRAM - 2014

*State construction funds represent the State match for the project minus site acquisition funds.

**Does not include site acquisition funds or financial hardship funds.

***Includes multi-purpose rooms, administrative facilities, gymnasiums, and libraries. Information not available for projects apportioned prior to January 2007.

County	District	School Name	Grade	State Construction Funds*	Site Acquisition	Financial Hardship	Classrooms	State Share Funds per Classroom**	Proposed Acres	Site Funds Per Acre	Last SAB Date	Status	Non-Classroom Facility Square Footage**
RIVERSIDE	RIVERSIDE COUNTY OFFICE OF EDUCATION	Lake Elsinore Elementary	EL	\$ 173,275.00	\$ -	\$ 173,275.00	4	\$ 43,318.75	-	-	6/27/2007	2% Complete	-
RIVERSIDE	RIVERSIDE COUNTY OFFICE OF EDUCATION	MORENO VALLEY COMM. LEARNING CTR	HI	\$ -	\$ 899,491.00	\$ 899,491.00	8	\$ -	2.13	\$ 422,296.24	5/23/2007	98% Complete	6,780
RIVERSIDE	RIVERSIDE COUNTY OFFICE OF EDUCATION	MURRIETA REGIONAL LEARNING CENTER (SDC)	HI	\$ -	\$ 2,210,586.00	\$ 2,210,586.00	7	\$ -	7.27	\$ 304,069.60	2/22/2006	98% Complete	18,018
RIVERSIDE	RIVERSIDE COUNTY OFFICE OF EDUCATION	SAN JACINTO COMMUNITY SCHOOL, S.J. CAMPUS	HI	\$ 1,934,413.00	\$ -	\$ 1,934,413.00	8	\$ 241,801.63	-	-	2/28/2007	99% Complete	6,375
RIVERSIDE	RIVERSIDE COUNTY OFFICE OF EDUCATION	SAN JACINTO COMMUNITY SCHOOL, S.J. CAMPUS	HI	\$ 3,821,884.00	\$ 10,136.00	\$ 3,233,268.00	7	\$ 545,983.43	2.12	\$ 4,781.13	2/28/2007	99% Complete	6,375
RIVERSIDE	RIVERSIDE COUNTY OFFICE OF EDUCATION	Val Verde SDC Center	EL	\$ 44,399.00	\$ -	\$ 44,399.00	8	\$ 5,549.88	-	-	3/10/2010	2% Complete	-
RIVERSIDE	RIVERSIDE UNIFIED	BRYANT ELEMENTARY	EL	\$ 3,089,980.00	\$ -	\$ -	9	\$ 343,331.11	-	-	2/22/2006	Closed	-
RIVERSIDE	RIVERSIDE UNIFIED	CENTRAL MIDDLE	MI	\$ 2,883,708.00	\$ -	\$ -	12	\$ 238,225.67	-	-	2/22/2006	Closed	-
RIVERSIDE	RIVERSIDE UNIFIED	CHEMAWA MIDDLE	MI	\$ 2,380,002.00	\$ -	\$ -	10	\$ 238,070.20	-	-	2/22/2006	Closed	-
RIVERSIDE	RIVERSIDE UNIFIED	EMERSON ELEMENTARY	EL	\$ 2,696,431.00	\$ -	\$ -	10	\$ 269,643.10	-	-	12/15/2010	99% Complete	-
RIVERSIDE	RIVERSIDE UNIFIED	HAWTHORNE ELEMENTARY	EL	\$ 1,513,086.00	\$ -	\$ -	6	\$ 252,181.00	-	-	3/28/2007	Closed	-
RIVERSIDE	RIVERSIDE UNIFIED	HAWTHORNE ELEMENTARY	EL	\$ 7,493,617.00	\$ 527,205.00	\$ -	28	\$ 267,629.18	8.32	\$ 63,365.99	3/28/2007	Closed	11,230
RIVERSIDE	RIVERSIDE UNIFIED	LIBERTY ELEMENTARY	EL	\$ 1,150,531.00	\$ -	\$ -	4	\$ 287,632.75	-	-	2/22/2006	Closed	-
RIVERSIDE	RIVERSIDE UNIFIED	LONGFELLOW ELEMENTARY	EL	\$ 3,089,320.00	\$ -	\$ -	9	\$ 339,813.33	-	-	2/22/2006	Closed	-
RIVERSIDE	RIVERSIDE UNIFIED	MARK TWAIN ELEMENTARY	EL	\$ 9,335,430.00	\$ 3,014,064.00	\$ -	46	\$ 215,987.61	11.16	\$ 270,077.42	3/22/2006	Closed	-
RIVERSIDE	RIVERSIDE UNIFIED	MOUNTAIN VIEW ELEMENTARY	EL	\$ 1,748,060.00	\$ -	\$ -	6	\$ 291,343.33	-	-	12/15/2010	100% Complete	-
RIVERSIDE	RIVERSIDE UNIFIED	PATRICIA BEATTY ELEMENTARY (ELEM #33)	EL	\$ 718,034.00	\$ -	\$ -	2	\$ 359,017.00	11.23	\$ -	10/24/2007	Closed	17,065
RIVERSIDE	RIVERSIDE UNIFIED	RAMONA HIGH	HI	\$ 264,880.00	\$ -	\$ -	1	\$ 264,880.00	-	-	9/28/2005	Closed	-
RIVERSIDE	RIVERSIDE UNIFIED	MESA VIEW K-8 (HERITAGE LAKE #1)	EL	\$ 8,823,737.00	\$ 5,826,958.00	\$ -	41	\$ 215,213.10	14.93	\$ 390,285.20	12/23/2010	Closed	-
RIVERSIDE	ROMOLAND ELEMENTARY	NEW MIDDLE	MI	\$ 16,029,384.00	\$ 1,748,034.00	\$ -	51	\$ 314,301.65	19.95	\$ 87,620.75	5/22/2013	Funds Released	30,765
RIVERSIDE	SAN JACINTO UNIFIED	CAVSTON (ELLEN OCHOA) ELEMENTARY	EL	\$ 9,784,756.00	\$ 581,852.00	\$ -	38	\$ 257,493.58	12.40	\$ 46,923.55	9/24/2008	99% Complete	24,322
RIVERSIDE	SAN JACINTO UNIFIED	New Elementary #1	EL	\$ 1,188,245.50	\$ -	\$ 1,188,245.50	34	\$ 34,948.40	13.80	\$ -	9/28/2005	24% Complete	-
RIVERSIDE	SAN JACINTO UNIFIED	NEW HIGH #2	HI	\$ 277,120.50	\$ -	\$ 277,120.50	66	\$ 4,263.39	48.00	\$ -	3/18/2011	Closed	-
RIVERSIDE	SAN JACINTO UNIFIED	NORTH MOUNTAIN MIDDLE	MI	\$ 2,398,694.00	\$ -	\$ -	10	\$ 239,869.40	-	-	1/24/2007	Closed	-
RIVERSIDE	SAN JACINTO UNIFIED	SAN JACINTO ELEMENTARY	EL	\$ 778,493.00	\$ -	\$ -	3	\$ 259,497.67	-	-	6/27/2012	Funds Released	-
RIVERSIDE	SAN JACINTO UNIFIED	SAN JACINTO SENIOR HIGH	HI	\$ 16,222,010.50	\$ -	\$ -	48	\$ 337,958.55	-	-	4/25/2007	Closed	-
RIVERSIDE	TEMECULA VALLEY UNIFIED	K-12 EDUCATION COMPLEX	EL	\$ 11,488,332.00	\$ 2,736,327.56	\$ -	49	\$ 234,455.76	26.00	\$ 105,243.37	4/25/2007	Closed	-
RIVERSIDE	TEMECULA VALLEY UNIFIED	TEMECULA PREPARATORY SCHOOL	EL	\$ 3,049,186.00	\$ -	\$ -	13	\$ 234,552.77	-	-	2/28/2007	100% Complete	-
RIVERSIDE	TEMECULA VALLEY UNIFIED	TEMECULA VALLEY CHARTER SCHOOL	MI	\$ 2,890,517.00	\$ -	\$ -	11	\$ 262,774.27	-	-	2/28/2007	Closed	-
RIVERSIDE	TEMECULA VALLEY UNIFIED	TEMECULA VALLEY HIGH	HI	\$ 669,382.00	\$ -	\$ -	2	\$ 334,691.00	-	-	2/28/2007	Closed	-
RIVERSIDE	VAL VERDE UNIFIED	LASSELLE ELEMENTARY	EL	\$ 461,758.00	\$ -	\$ 384,008.00	35	\$ 13,193.09	11.01	\$ -	3/22/2006	Closed	-
RIVERSIDE	VAL VERDE UNIFIED	MARCH MIDDLE	MI	\$ 7,822,933.00	\$ 38,108.00	\$ 8,191,645.00	45	\$ 173,842.96	24.76	\$ 1,539.10	3/22/2006	100% Complete	-
RIVERSIDE	VAL VERDE UNIFIED	MARCH MIDDLE	MI	\$ 2,471,189.00	\$ -	\$ -	12	\$ 205,932.42	24.76	\$ -	4/28/2006	Closed	-
RIVERSIDE	VAL VERDE UNIFIED	MAY RANCH ELEMENTARY	EL	\$ 10,488,627.00	\$ 3,445,653.00	\$ -	35	\$ 299,675.06	11.80	\$ 292,004.49	9/26/2007	90% Complete	-
RIVERSIDE	VAL VERDE UNIFIED	MEAD VALLEY ELEMENTARY	EL	\$ 79,619.00	\$ -	\$ 79,619.00	16	\$ 4,976.19	-	-	3/22/2006	Closed	-
RIVERSIDE	VAL VERDE UNIFIED	New Avon Elem	EL	\$ 138,711.00	\$ -	\$ -	27	\$ 5,137.44	10.00	\$ -	3/22/2006	Closed	-
RIVERSIDE	VAL VERDE UNIFIED	NEW CONTINUATION HIGH	HI	\$ 183,159.00	\$ -	\$ 183,159.00	18	\$ 10,175.50	16.70	\$ -	3/22/2006	Closed	-
RIVERSIDE	VAL VERDE UNIFIED	NEW PREISSMAN ELEMENTARY	EL	\$ 226,806.00	\$ -	\$ 226,806.00	27	\$ 8,400.22	12.73	\$ -	3/22/2006	Closed	-
RIVERSIDE	VAL VERDE UNIFIED	NEW PREISSMAN MIDDLE	MI	\$ 345,884.00	\$ -	\$ 345,884.00	39	\$ 8,868.82	15.52	\$ -	3/22/2006	99% Complete	-
RIVERSIDE	VAL VERDE UNIFIED	NEW WEST SIDE HIGH	HI	\$ 579,589.00	\$ 348,711.17	\$ 928,300.17	96	\$ 6,037.39	56.84	\$ 6,244.83	3/22/2006	99% Complete	-
RIVERSIDE	VAL VERDE UNIFIED	ORANGE ELEMENTARY (TRIPLE CROWN)	EL	\$ 6,762,230.00	\$ 1,801,999.00	\$ 8,885,969.00	35	\$ 194,063.71	9.17	\$ 196,510.25	7/17/2006	Closed	-
RIVERSIDE	VAL VERDE UNIFIED	RAINBOW RIDGE ELEMENTARY	EL	\$ 3,792,000.00	\$ -	\$ 3,876,000.00	22	\$ 176,181.81	-	-	8/24/2005	Closed	-
RIVERSIDE	VAL VERDE UNIFIED	RANCHO VERDE HIGH	HI	\$ 284,088.00	\$ -	\$ 284,088.00	45	\$ 6,313.07	-	-	3/22/2006	Closed	-
RIVERSIDE	VAL VERDE UNIFIED	RED MAPLE ELEMENTARY	EL	\$ 99,725.00	\$ -	\$ 99,725.00	27	\$ 3,693.52	13.09	\$ -	3/22/2006	Closed	-
RIVERSIDE	VAL VERDE UNIFIED	SOUTH WEST ELEMENTARY	EL	\$ 120,707.00	\$ -	\$ 120,707.00	27	\$ 4,470.63	11.69	\$ -	3/22/2006	Closed	-
RIVERSIDE	VAL VERDE UNIFIED	Southeast High	HI	\$ 2,399,775.00	\$ 25,003,144.00	\$ 24,647,351.00	45	\$ 53,326.33	57.80	\$ 432,580.35	9/26/2007	4% Complete	39,495
RIVERSIDE	VAL VERDE UNIFIED	VAL VERDE ELEMENTARY	EL	\$ 10,025.00	\$ -	\$ -	16	\$ 626.56	-	-	3/22/2006	Closed	-
RIVERSIDE	VAL VERDE UNIFIED	West End Middle	MI	\$ 415,932.50	\$ -	\$ 415,932.50	45	\$ 9,242.94	27.00	\$ -	9/23/2011	3% Complete	-
RIVERSIDE County Totals													
				\$ 803,973,072.98	\$ 119,010,027.21	\$ 139,840,692.20							
SACRAMENTO	ARCOHE UNION ELEMENTARY	ARCOHE ELEMENTARY	EL	\$ 75,333.00	\$ -	\$ -	2	\$ 37,666.50	-	-	12/15/2005	Closed	-
SACRAMENTO	CENTER JOINT UNIFIED	Rex Fortuna Elementary	EL	\$ -	\$ 1,540,500.00	\$ 1,540,500.00	2	\$ -	10.60	\$ 145,330.19	2/28/2007	82% Complete	-
SACRAMENTO	ELK GROVE UNIFIED	ARTHUR C. BUTLER ELEMENTARY	EL	\$ 470,490.00	\$ -	\$ -	5	\$ 94,098.00	-	-	10/26/2005	Closed	-
SACRAMENTO	ELK GROVE UNIFIED	COSUMNES OAKS HIGH	HI	\$ 451,879.00	\$ -	\$ -	1	\$ 451,879.00	-	-	5/22/2013	Apportioned	-
SACRAMENTO	ELK GROVE UNIFIED	EHRHARDT (JOHN) ELEMENTARY	EL	\$ 1,728,391.00	\$ -	\$ -	9	\$ 192,043.44	-	-	10/26/2005	Closed	-
SACRAMENTO	ELK GROVE UNIFIED	ELITHA DONNER ELEMENTARY	EL	\$ 1,702,391.00	\$ -	\$ -	9	\$ 189,154.56	-	-	7/17/2005	Closed	-
SACRAMENTO	ELK GROVE UNIFIED	ELIZABETH PINKERTON MS & COSUMNES OAKS HS	HI	\$ 2,044,672.00	\$ 25,896,750.00	\$ -	142	\$ 159,244.17	74.87	\$ 345,889.54	3/22/2006	100% Complete	-
SACRAMENTO	ELK GROVE UNIFIED	FOLKLS RANCH ELEMENTARY	EL	\$ 215,198.00	\$ -	\$ -	3	\$ 71,732.67	-	-	10/26/2005	Closed	-
SACRAMENTO	ELK GROVE UNIFIED	JOSEPH SIMS ELEMENTARY	EL	\$ 215,915.00	\$ -	\$ -	4	\$ 53,978.75	-	-	10/26/2005	Closed	-
SACRAMENTO	ELK GROVE UNIFIED	KIRCHGATER (ANNA) ELEMENTARY	EL	\$ 3,852,297.00	\$ -	\$ -	20	\$ 192,614.85	-	-	10/26/2005	Closed	-
SACRAMENTO	ELK GROVE UNIFIED	MCKEE (JAMES A.) ELEMENTARY	EL	\$ 747,614.00	\$ -	\$ -	10	\$ 74,761.40	-	-	10/26/2005	Closed	-
SACRAMENTO	ELK GROVE UNIFIED	PLEASANT GROVE HIGH	HI	\$ 1,508,845.00	\$ -	\$ -	3	\$ 502,948.33	-	-	12/14/2011	93% Complete	-
SACRAMENTO	ELK GROVE UNIFIED	STONE LAKE ELEMENTARY	EL	\$ 206,464.00	\$ -	\$ -	1	\$ 206,464.00	-	-	10/26/2005	Closed	-
SACRAMENTO	ELK GROVE UNIFIED	SUNRISE ELEMENTARY	EL	\$ 9,924,425.00	\$ 2,600,750.00	\$ -	41	\$ 242,059.15	9.91	\$ 262,436.93	1/24/2007	Closed	-
SACRAMENTO	ELK GROVE UNIFIED	UNION HOUSE ELEMENTARY	EL	\$ 2,270,068.00	\$ -	\$ -	12	\$ 189,172.33	-	-	7/17/2005	Closed	-
SACRAMENTO	FOLSOM-CORDOVA UNIFIED	NAVIGATOR ELEMENTARY	EL	\$ 5,605,940.00	\$ 1,020,077.00	\$ -	25	\$ 224,237.60	9.79	\$ 104,195.81	1/25/2006	Closed	-
SACRAMENTO	FOLSOM-CORDOVA UNIFIED	RUSSELL RANCH ELEMENTARY	EL	\$ 6,641,689.00	\$ 3,471,897.00	\$ -	25	\$ 265,667.56	8.97	\$ 387,056.52	3/26/2008	Closed	13,794
SACRAMENTO	FOLSOM-CORDOVA UNIFIED	VISTA DEL LAGO HIGH	HI	\$ 23,307,000.00	\$ 9,824,366.00	\$ -	58	\$ 401,781.02	40.80	\$ 240,793.28	6/27/2007	100% Complete	85,320
SACRAMENTO	GALT JOINT UNION HIGH	ESTRELLITA CONTINUATION HIGH	HI	\$ 4,017,976.00	\$ 42,534.00	\$ -	8	\$ 502,247.00	7.47	\$ 6,693.98	3/26/2008	Closed	3,354
SACRAMENTO	GALT JOINT UNION HIGH	LIBERTY RANCH HIGH	HI	\$ 16,299,953.00	\$ 137,400.00	\$ -	45	\$ 362,221.18	40.00	\$ 3,435.00	1/30/2008	100% Complete	70,966
SACRAMENTO	NATOMAS UNIFIED	H. ALLEN HIGH LEARNING CENTER	EL	\$ 23,770,727.00	\$ 4,266,376.00	\$ -	79	\$ 300,895.28	19.52	\$ 218,564.34	1/30/2008	100% Complete	60,499
SACRAMENTO	NATOMAS UNIFIED	NATOMAS CHARTER	EL	\$ 1,240,298.00	\$ -	\$ -	4	\$ 310,074.50	-	-	9/26/2007	Closed	-
SACRAMENTO	SACRAMENTO CITY UNIFIED	SMALL HIGH SCHOOL (GENESIS HIGH)	HI	\$ 5,590,181.00	\$ -	\$ -	25	\$ 223,607.24	-	-	12/15/2005	Closed	-
SACRAMENTO	SACRAMENTO COUNTY OFFICE OF EDUCATION	PALMITER SPECIAL EDUCATION	HI	\$ 17,289.00	\$ -	\$ 17,289.00	6	\$ 2,881.50	-	-	9/28/2005	Closed	-
SACRAMENTO County Totals					\$ 131,901,334.00	\$ 48,800,650.00	\$ 1,557,789.00						
SAN BENITO	SAN BENITO COUNTY OFFICE OF EDUCATION	R. O. HARDIN ELEMENTARY	EL	\$ 750,442.00	\$ -	\$ -	2	\$ 375,221.00	-	-	5/22/2013	Apportioned	-
SAN BENITO County Totals					\$ 750,442.00	\$ -	\$ -						
SAN BERNARDINO	ADELANTO ELEMENTARY	COLUMBIA MIDDLE	MI										

ATTACHMENT C - PROPOSITION 55 NEW CONSTRUCTION PROJECTS

YEARLY REPORT ON THE STATE GENERAL OBLIGATION BOND MEASURE FOR THE SCHOOL FACILITY PROGRAM - 2014

*State construction funds represent the State match for the project minus site acquisition funds.

**Does not include site acquisition funds or financial hardship funds.

***Includes multi-purpose rooms, administrative facilities, gymnasiums, and libraries. Information not available for projects apportioned prior to January 2007.

County	District	School Name	Grade	State Construction Funds*	Site Acquisition	Financial Hardship	Classrooms	State Share Funds per Classroom**	Proposed Acres	Site Funds Per Acre	Last SAB Date	Status	Non-Classroom Facility Square Footage***
SAN BERNARDINO	APPLE VALLEY UNIFIED	RANCHO VERDE ELEMENTARY	EL	\$ 484,583.00	\$ -	\$ -	2	\$ 242,291.50	-	-	1/30/2008	Closed	-
SAN BERNARDINO	APPLE VALLEY UNIFIED	SANDEA ELEMENTARY	EL	\$ 206,521.00	\$ -	\$ -	1	\$ 206,521.00	-	-	8/28/2006	Closed	-
SAN BERNARDINO	APPLE VALLEY UNIFIED	SITTING BULL ACADEMY	EL	\$ 1,761,450.00	\$ -	\$ -	8	\$ 220,181.50	-	-	9/22/2007	Closed	-
SAN BERNARDINO	APPLE VALLEY UNIFIED	SITTING BULL MIDDLE	MI	\$ 1,531,925.00	\$ -	\$ -	6	\$ 255,320.83	-	-	8/2/2007	Closed	-
SAN BERNARDINO	APPLE VALLEY UNIFIED	VANGUARD PREPARATORY	MI	\$ 4,518,325.00	\$ (153,500.00)	\$ -	24	\$ 188,263.54	7.70	\$ (19,935.06)	1/25/2006	Closed	-
SAN BERNARDINO	BEAR VALLEY UNIFIED	BIG BEAR MIDDLE	MI	\$ 2,326,385.00	\$ -	\$ -	4	\$ 581,596.25	-	-	4/23/2008	89% Complete	-
SAN BERNARDINO	CHAFFEY JOINT UNION HIGH	CANYON VIEW CONTINUATION HIGH	HI	\$ 534,296.00	\$ -	\$ -	2	\$ 267,148.00	-	-	12/15/2005	Closed	-
SAN BERNARDINO	CHAFFEY JOINT UNION HIGH	CHAFFEY HIGH	HI	\$ 152,528.00	\$ -	\$ -	1	\$ 152,528.00	-	-	10/29/2005	Closed	-
SAN BERNARDINO	CHAFFEY JOINT UNION HIGH	ETIWANDA HIGH	HI	\$ 213,180.00	\$ -	\$ -	2	\$ 106,590.00	-	-	1/30/2008	Closed	-
SAN BERNARDINO	CHAFFEY JOINT UNION HIGH	LOS OSOS HIGH	HI	\$ 875,293.00	\$ -	\$ -	4	\$ 218,823.25	-	-	2/22/2006	Closed	-
SAN BERNARDINO	CHAFFEY JOINT UNION HIGH	MONTCLAIR HIGH	HI	\$ 669,382.00	\$ -	\$ -	2	\$ 334,691.00	-	-	3/28/2007	Closed	-
SAN BERNARDINO	CHAFFEY JOINT UNION HIGH	MONTCLAIR HIGH	HI	\$ 1,078,505.00	\$ -	\$ -	4	\$ 269,626.25	-	-	6/27/2012	Funds Released	-
SAN BERNARDINO	CHAFFEY JOINT UNION HIGH	VALLEY VIEW CONTINUATION HIGH	HI	\$ 577,040.00	\$ -	\$ -	2	\$ 288,520.00	-	-	12/15/2005	Closed	-
SAN BERNARDINO	CHAFFEY JOINT UNION HIGH	VALLEY VIEW HIGH	HI	\$ 3,195,578.00	\$ -	\$ -	13	\$ 245,890.46	-	-	7/27/2005	Closed	-
SAN BERNARDINO	CHINO VALLEY UNIFIED	PRESEERVE K-8	EL	\$ 2,816,919.00	\$ 9,360,000.00	\$ -	39	\$ 72,228.69	12.86	\$ 727,838.26	1/24/2007	Closed	-
SAN BERNARDINO	COLTON JOINT UNIFIED	BLOOMINGTON MIDDLE	MI	\$ 618,341.00	\$ -	\$ -	5	\$ 123,668.20	-	-	4/26/2006	Closed	-
SAN BERNARDINO	COLTON JOINT UNIFIED	COLTON HIGH	HI	\$ 2,977,854.00	\$ -	\$ -	9	\$ 330,872.67	-	-	12/15/2010	100% Complete	-
SAN BERNARDINO	COLTON JOINT UNIFIED	CRESTMORE ELEMENTARY	EL	\$ 863,344.00	\$ -	\$ -	4	\$ 215,836.00	-	-	1/24/2007	Closed	-
SAN BERNARDINO	COLTON JOINT UNIFIED	HIGH SCHOOL #3	EL	\$ 1,006,948.32	\$ -	\$ -	98	\$ 10,274.99	59.28	\$ -	5/28/2008	89% Complete	138,588
SAN BERNARDINO	COLTON JOINT UNIFIED	NEW MIDDLE #5	MI	\$ 14,294,883.00	\$ 953,020.00	\$ -	50	\$ 285,897.66	16.56	\$ 57,549.52	12/15/2010	89% Complete	56,034
SAN BERNARDINO	COLTON JOINT UNIFIED	SYCAMORE HILLS ELEMENTARY	HI	\$ 1,279,176.00	\$ -	\$ -	8	\$ 159,897.00	-	-	7/27/2005	Closed	-
SAN BERNARDINO	COLTON JOINT UNIFIED	SYCAMORE HILLS ELEMENTARY	EL	\$ 4,365,756.00	\$ 793,750.00	\$ -	29	\$ 150,543.31	12.00	\$ 66,145.83	7/27/2005	Closed	-
SAN BERNARDINO	COLTON JOINT UNIFIED	SYCAMORE HILLS ELEMENTARY	EL	\$ 1,397,905.00	\$ -	\$ -	7	\$ 199,700.71	-	-	1/24/2007	Closed	-
SAN BERNARDINO	COLTON JOINT UNIFIED	TERRACE HILLS MIDDLE	MI	\$ 351,314.00	\$ -	\$ -	6	\$ 58,552.33	-	-	4/26/2006	Closed	-
SAN BERNARDINO	COLTON JOINT UNIFIED	ZIMMERMAN (WALTER) ELEMENTARY	EL	\$ 524,459.00	\$ -	\$ -	5	\$ 104,891.80	-	-	6/29/2006	Closed	-
SAN BERNARDINO	ETIWANDA ELEMENTARY	ETIWANDA COLONY ELEMENTARY	EL	\$ 863,344.00	\$ -	\$ -	4	\$ 215,836.00	-	-	1/24/2007	Closed	-
SAN BERNARDINO	ETIWANDA ELEMENTARY	JOHN L. GOLDEN ELEMENTARY	EL	\$ 56,555.00	\$ -	\$ -	4	\$ 14,138.75	-	-	1/24/2007	Closed	-
SAN BERNARDINO	ETIWANDA ELEMENTARY	MILLER ELEMENTARY	EL	\$ 8,640,783.00	\$ 2,103,999.00	\$ -	36	\$ 240,021.75	10.25	\$ 205,229.17	1/24/2007	Closed	-
SAN BERNARDINO	FONTANA UNIFIED	CONTINUATION HIGH #1	HI	\$ 323,909.50	\$ -	\$ -	9	\$ 35,989.94	7.60	\$ -	4/26/2006	100% Complete	-
SAN BERNARDINO	FONTANA UNIFIED	ELEMENTARY #28	EL	\$ 5,472,305.00	\$ 42,865.00	\$ -	33	\$ 162,468.33	9.30	\$ 4,609.14	3/22/2006	Closed	-
SAN BERNARDINO	FONTANA UNIFIED	ELEMENTARY #91	EL	\$ 9,925,823.00	\$ 854,049.00	\$ -	29	\$ 204,338.72	8.91	\$ 95,852.86	3/22/2006	Closed	-
SAN BERNARDINO	FONTANA UNIFIED	MIDDLE #10	MI	\$ 636,833.50	\$ 5,512,000.00	\$ 4,923,344.38	17	\$ 37,460.79	24.50	\$ 224,979.59	3/22/2006	85% Complete	-
SAN BERNARDINO	FONTANA UNIFIED	MIDDLE #9	MI	\$ 636,833.50	\$ 7,186,400.00	\$ 7,414,810.33	17	\$ 37,460.79	24.90	\$ 288,610.44	3/22/2006	11% Complete	-
SAN BERNARDINO	HESPERIA UNIFIED	CARMEL ELEMENTARY	EL	\$ 197,757.00	\$ -	\$ -	1	\$ 197,757.00	-	-	9/28/2005	Closed	-
SAN BERNARDINO	HESPERIA UNIFIED	CEDAR MIDDLE	MI	\$ 18,723,888.00	\$ 951,924.00	\$ -	67	\$ 279,461.01	19.80	\$ 48,076.97	7/25/2007	99% Complete	48,454
SAN BERNARDINO	HESPERIA UNIFIED	COTTONWOOD ELEMENTARY	EL	\$ 302,921.00	\$ -	\$ -	3	\$ 101,340.33	-	-	9/28/2005	Closed	-
SAN BERNARDINO	HESPERIA UNIFIED	EUCALYPTUS ELEMENTARY	EL	\$ 562,955.00	\$ -	\$ -	3	\$ 187,651.67	-	-	9/28/2005	Closed	-
SAN BERNARDINO	HESPERIA UNIFIED	HESPERIA HIGH	HI	\$ 2,318,476.00	\$ -	\$ -	10	\$ 231,847.60	-	-	4/26/2006	Closed	-
SAN BERNARDINO	HESPERIA UNIFIED	HESPERIA HIGH	HI	\$ 2,962,934.00	\$ -	\$ -	10	\$ 296,293.40	-	-	1/24/2007	Closed	-
SAN BERNARDINO	HESPERIA UNIFIED	HESPERIA HIGH	HI	\$ 2,522,993.00	\$ -	\$ -	8	\$ 315,374.13	-	-	4/23/2008	Closed	-
SAN BERNARDINO	HESPERIA UNIFIED	HESPERIA JUNIOR HIGH	MI	\$ 816,002.00	\$ -	\$ -	8	\$ 102,000.25	-	-	9/28/2005	Closed	-
SAN BERNARDINO	HESPERIA UNIFIED	HOLLYVALE ELEMENTARY	EL	\$ 516,888.00	\$ -	\$ -	3	\$ 172,292.67	-	-	3/22/2006	Closed	-
SAN BERNARDINO	HESPERIA UNIFIED	JOSHUA CIRCLE ELEMENTARY	EL	\$ 197,757.00	\$ -	\$ -	1	\$ 197,757.00	-	-	9/28/2005	Closed	-
SAN BERNARDINO	HESPERIA UNIFIED	JUNIPER ELEMENTARY	EL	\$ 304,021.00	\$ -	\$ -	2	\$ 152,010.50	-	-	9/28/2005	Closed	-
SAN BERNARDINO	HESPERIA UNIFIED	MAPLE	EL	\$ 387,514.00	\$ -	\$ -	2	\$ 193,757.00	-	-	9/28/2005	Closed	-
SAN BERNARDINO	HESPERIA UNIFIED	MISSION CREST ELEMENTARY	EL	\$ 8,308,781.00	\$ 1,756,905.00	\$ -	35	\$ 237,393.74	9.00	\$ 195,211.67	4/25/2007	Closed	17,852
SAN BERNARDINO	HESPERIA UNIFIED	NEW JAVIE CONTINUATION HIGH	HI	\$ 692,514.00	\$ -	\$ -	3	\$ 230,838.00	-	-	9/28/2005	Closed	-
SAN BERNARDINO	HESPERIA UNIFIED	RANCHERO MIDDLE	MI	\$ 2,043,893.00	\$ -	\$ -	10	\$ 204,389.30	-	-	2/22/2006	Closed	-
SAN BERNARDINO	HESPERIA UNIFIED	SULTANA HIGH	HI	\$ 603,701.00	\$ -	\$ -	2	\$ 301,850.50	-	-	6/28/2006	Closed	-
SAN BERNARDINO	HESPERIA UNIFIED	SULTANA HIGH	HI	\$ 3,389,947.00	\$ -	\$ -	10	\$ 338,994.70	-	-	1/24/2007	Closed	-
SAN BERNARDINO	HESPERIA UNIFIED	SUMMIT ELEMENTARY	EL	\$ 3,885,358.00	\$ 372,618.00	\$ -	22	\$ 176,607.18	6.63	\$ 56,201.81	1/24/2007	Closed	-
SAN BERNARDINO	HESPERIA UNIFIED	TOPAZ ELEMENTARY	EL	\$ 232,392.00	\$ -	\$ -	2	\$ 116,196.00	-	-	2/27/2008	Closed	-
SAN BERNARDINO	MORONGO UNIFIED	JOSHUA TREE ELEMENTARY	EL	\$ 1,496,305.00	\$ -	\$ -	3	\$ 498,768.33	-	-	3/22/2013	Apportioned	-
SAN BERNARDINO	MORONGO UNIFIED	JOSHUA TREE ELEMENTARY	EL	\$ 5,756,862.00	\$ 140,607.00	\$ -	15	\$ 383,790.80	14.10	\$ 9,972.13	10/24/2012	Funds Released	-
SAN BERNARDINO	NEEDLES UNIFIED	BIG RIVER ELEMENTARY	EL	\$ 318,644.50	\$ -	\$ 156,324.46	11	\$ 28,967.68	10.00	\$ -	2/22/2006	80% Complete	7,435
SAN BERNARDINO	ONTARIO-MONTCLAIR	ARROYO ELEMENTARY	EL	\$ 1,071,415.00	\$ -	\$ 1,071,415.00	3	\$ 357,138.33	-	-	3/22/2006	Closed	-
SAN BERNARDINO	ONTARIO-MONTCLAIR	BERLYN ELEMENTARY	EL	\$ 987,491.00	\$ -	\$ 987,491.00	2	\$ 493,745.50	-	-	3/22/2006	Closed	-
SAN BERNARDINO	ONTARIO-MONTCLAIR	BUENA VISTA ELEMENTARY	EL	\$ 816,680.00	\$ -	\$ 816,680.00	2	\$ 408,340.00	-	-	3/22/2006	Closed	-
SAN BERNARDINO	ONTARIO-MONTCLAIR	CENTRAL ELEMENTARY	EL	\$ 863,551.00	\$ -	\$ 863,551.00	2	\$ 431,775.50	-	-	3/22/2006	Closed	-
SAN BERNARDINO	ONTARIO-MONTCLAIR	CORONA ELEMENTARY	EL	\$ 939,609.00	\$ -	\$ 939,609.00	2	\$ 469,804.50	-	-	3/22/2006	Closed	-
SAN BERNARDINO	ONTARIO-MONTCLAIR	DEL NORTE ELEMENTARY	EL	\$ 1,006,528.00	\$ -	\$ 1,006,528.00	2	\$ 503,264.00	-	-	3/22/2006	Closed	-
SAN BERNARDINO	ONTARIO-MONTCLAIR	EDISON ELEMENTARY	EL	\$ 1,010,573.00	\$ -	\$ 1,010,573.00	3	\$ 336,857.67	-	-	3/22/2006	Closed	-
SAN BERNARDINO	ONTARIO-MONTCLAIR	EL CAMINO ELEMENTARY	EL	\$ 972,608.00	\$ -	\$ 972,608.00	2	\$ 486,304.00	-	-	6/28/2013	Closed	-
SAN BERNARDINO	ONTARIO-MONTCLAIR	ELDERBERRY ELEMENTARY	EL	\$ 983,525.00	\$ -	\$ 983,525.00	2	\$ 491,762.50	-	-	3/22/2006	Closed	-
SAN BERNARDINO	ONTARIO-MONTCLAIR	EUCLED ELEMENTARY	EL	\$ 996,968.00	\$ -	\$ 996,968.00	3	\$ 332,322.67	-	-	3/22/2006	Closed	-
SAN BERNARDINO	ONTARIO-MONTCLAIR	HAWTHORNE ELEMENTARY	EL	\$ 965,829.00	\$ -	\$ 965,829.00	2	\$ 482,914.50	-	-	3/22/2006	Closed	-
SAN BERNARDINO	ONTARIO-MONTCLAIR	KINGSLEY ELEMENTARY	EL	\$ 930,806.00	\$ -	\$ 930,806.00	2	\$ 465,403.00	-	-	10/24/2012	Closed	-
SAN BERNARDINO	ONTARIO-MONTCLAIR	LEHIGH ELEMENTARY	EL	\$ 977,248.00	\$ -	\$ 977,248.00	3	\$ 325,749.33	-	-	10/24/2012	Closed	-
SAN BERNARDINO	ONTARIO-MONTCLAIR	LINDA VISTA KINDERGARTEN	EL	\$ 877,487.00	\$ -	\$ 877,487.00	2	\$ 438,743.50	-	-	3/22/2006	Closed	-
SAN BERNARDINO	ONTARIO-MONTCLAIR	MISSION ELEMENTARY	EL	\$ 1,123,485.00	\$ -	\$ 1,123,485.00	2	\$ 561,742.50	-	-	3/22/2006	Closed	-
SAN BERNARDINO	ONTARIO-MONTCLAIR	MORENO ELEMENTARY	EL	\$ 1,003,878.00	\$ -	\$ 1,003,878.00	2	\$ 501,939.00	-	-	3/22/2006	Closed	-
SAN BERNARDINO	ONTARIO-MONTCLAIR	RAMONA ELEMENTARY	EL	\$ 1,181,849.00	\$ -	\$ 1,181,849.00	3	\$ 393,949.67	-	-	3/22/2006	Closed	-
SAN BERNARDINO	ONTARIO-MONTCLAIR	SULTANA ELEMENTARY	EL	\$ 1,112,358.00	\$ -	\$ 1,112,358.00	2	\$ 556,179.00	-	-	3/22/2006	Closed	-
SAN BERNARDINO	ONTARIO-MONTCLAIR	VINEYARD ELEMENTARY	EL	\$ 1,064,898.00	\$ -	\$ 1,064,898.00	3	\$ 354,899.33	-	-	3/22/2006	Closed	-
SAN BERNARDINO	ONTARIO-MONTCLAIR	ORO GRANDE ELEMENTARY	EL	\$ 1,207,912.00	\$ 125,498.00	\$ -	5	\$ 241,582.40	-	-	5/22/2013	100% Complete	-
SAN BERNARDINO	REDLANDS UNIFIED	CITRUS VALLEY HIGH SCHOOL #3	HI	\$ 27,068,355.00	\$ 5,736,727.00	\$ -	104	\$ 260,272.64	56.00	\$ 102,441.55	3/22/2008	100% Complete	96,180
SAN BERNARDINO	REDLANDS UNIFIED	HIGHLAND GROVE ELEMENTARY	EL	\$ 1,094,186.00	\$ -	\$ -	6	\$ 182,364.33	-	-	10/26/2005	Closed	-
SAN BERNARDINO	REDLANDS UNIFIED	JUDSON & BROWN ELEMENTARY	EL	\$ 949,927.00	\$ -	\$ -	4	\$ 237,481.75	-	-	1/30/2008	100%	

ATTACHMENT C - PROPOSITION 55 NEW CONSTRUCTION PROJECTS

YEARLY REPORT ON THE STATE GENERAL OBLIGATION BOND MEASURE FOR THE SCHOOL FACILITY PROGRAM - 2014

*State construction funds represent the State match for the project minus site acquisition funds.

**Does not include site acquisition funds or financial hardship funds.

***Includes multi-purpose rooms, administrative facilities, gymnasiums, and libraries. Information not available for projects apportioned prior to January 2007.

County	District	School Name	Grade	State Construction Funds*	Site Acquisition	Financial Hardship	Classrooms	State Share Funds per Classroom**	Proposed Acres	Site Funds Per Acre	Last SAB	Status	Non-Classroom Facility Square Footage**
SAN BERNARDINO	SAN BERNARDINO CITY UNIFIED	CAJON HIGH	HI	\$ 2,118,720.50	\$ -	\$ -	4	\$ 304,690.13	-	-	6/27/2007	100% Complete	-
SAN BERNARDINO	SAN BERNARDINO CITY UNIFIED	CAJON LELAND F. NORTON ELEMENTARY	EL	\$ 20,499,981.00	\$ -	\$ 20,499,981.00	36	\$ 569,443.92	13.00	\$ -	4/23/2008	96% Complete	6,809
SAN BERNARDINO	SAN BERNARDINO CITY UNIFIED	COLONEL SEPP C. RODRIGUEZ PREP ACADEMY	EL	\$ 7,172,570.00	\$ 1,674,578.00	\$ -	29	\$ 247,334.55	12.14	\$ 137,938.88	9/27/2007	Closed	16,556
SAN BERNARDINO	SAN BERNARDINO CITY UNIFIED	CURTIS MIDDLE	MI	\$ 15,328,901.50	\$ 464,016.00	\$ -	47	\$ 326,146.84	27.10	\$ 17,122.36	6/27/2007	100% Complete	28,917
SAN BERNARDINO	SAN BERNARDINO CITY UNIFIED	DEL VALLEJO MIDDLE	MI	\$ 1,231,202.50	\$ -	\$ -	4	\$ 307,800.63	-	-	6/27/2007	100% Complete	-
SAN BERNARDINO	SAN BERNARDINO CITY UNIFIED	DR. MILDRED D. HENRY ELEMENTARY	EL	\$ 7,980,755.00	\$ 9,304,211.00	\$ 10,363,434.00	24	\$ 332,531.46	11.21	\$ 829,992.06	3/19/2012	73% Complete	-
SAN BERNARDINO	SAN BERNARDINO CITY UNIFIED	GOLDEN VALLEY MIDDLE	MI	\$ 1,295,866.50	\$ -	\$ -	4	\$ 323,966.63	-	-	6/27/2007	100% Complete	-
SAN BERNARDINO	SAN BERNARDINO CITY UNIFIED	GRACIANO GOMEZ ELEMENTARY	EL	\$ 9,182,474.22	\$ 9,241,658.28	\$ 10,390,478.50	27	\$ 340,091.64	13.74	\$ 672,609.77	6/19/2012	55% Complete	14,410
SAN BERNARDINO	SAN BERNARDINO CITY UNIFIED	H. FRANK DOMINGUEZ ELEMENTARY	EL	\$ 5,530,024.00	\$ 7,909,823.00	\$ 9,283,517.00	20	\$ 276,501.20	10.50	\$ 753,316.48	3/28/2012	50% Complete	18,246
SAN BERNARDINO	SAN BERNARDINO CITY UNIFIED	INDIAN SPRINGS HIGH	HI	\$ 5,127,111.00	\$ -	\$ -	70	\$ 73,244.44	35.76	\$ -	4/23/2008	99% Complete	56,617
SAN BERNARDINO	SAN BERNARDINO CITY UNIFIED	LITTLE MOUNTAIN ELEMENTARY	EL	\$ 4,041,757.31	\$ -	\$ 4,041,757.31	28	\$ 144,348.48	6.74	\$ -	12/12/2012	96% Complete	14,322
SAN BERNARDINO	SAN BERNARDINO CITY UNIFIED	MARTIN LUTHER KING, JR. MIDDLE	MI	\$ 1,233,127.50	\$ -	\$ -	4	\$ 308,281.88	-	-	6/27/2007	100% Complete	-
SAN BERNARDINO	SAN BERNARDINO CITY UNIFIED	PACIFIC HIGH	HI	\$ 1,323,121.50	\$ -	\$ -	4	\$ 330,780.38	-	-	6/27/2007	100% Complete	-
SAN BERNARDINO	SAN BERNARDINO CITY UNIFIED	PAKUNA K-8 SCHOOL	EL	\$ 11,295,448.00	\$ 7,349,184.00	\$ 8,154,297.00	39	\$ 289,626.87	18.00	\$ 408,288.00	5/22/2013	40% Complete	-
SAN BERNARDINO	SAN BERNARDINO CITY UNIFIED	PALM AVENUE ELEMENTARY	EL	\$ 1,195,186.50	\$ -	\$ -	3	\$ 398,395.50	-	-	7/25/2007	Closed	-
SAN BERNARDINO	SAN BERNARDINO CITY UNIFIED	SAN BERNARDINO HIGH	HI	\$ 1,285,390.50	\$ -	\$ -	4	\$ 321,347.63	-	-	6/27/2007	100% Complete	-
SAN BERNARDINO	SAN BERNARDINO CITY UNIFIED	SAN GORGONIO HIGH	HI	\$ 1,242,354.50	\$ -	\$ -	4	\$ 310,588.63	-	-	6/27/2007	100% Complete	-
SAN BERNARDINO	SAN BERNARDINO CITY UNIFIED	SERRANO MIDDLE	MI	\$ 1,228,440.50	\$ -	\$ -	4	\$ 307,110.13	-	-	6/27/2007	100% Complete	-
SAN BERNARDINO	SAN BERNARDINO CITY UNIFIED	SHADIN HILLS MIDDLE	MI	\$ 1,231,498.50	\$ -	\$ -	4	\$ 307,874.63	-	-	6/27/2007	100% Complete	-
SAN BERNARDINO	SAN BERNARDINO COUNTY OFFICE OF EDUCATION	APPLE VALLEY COUNTY HIGH	HI	\$ -	\$ 460,750.00	\$ 460,750.00	8	\$ -	6.15	\$ 74,918.70	8/23/2006	48% Complete	-
SAN BERNARDINO	SAN BERNARDINO COUNTY OFFICE OF EDUCATION	Apple Valley Medical Therapy Unit	EL	\$ 81,259.00	\$ -	\$ 81,259.00	2	\$ 40,629.50	-	-	8/23/2006	100% Complete	-
SAN BERNARDINO	SAN BERNARDINO COUNTY OFFICE OF EDUCATION	Apple Valley North Early Ed Center	EL	\$ 310,680.00	\$ 756,761.00	\$ 756,761.00	12	\$ 25,890.00	4.70	\$ 161,012.98	9/26/2007	90% Complete	2,920
SAN BERNARDINO	SAN BERNARDINO COUNTY OFFICE OF EDUCATION	Avala CS # 2	HI	\$ 4,301.00	\$ -	\$ -	4	\$ 1,075.25	-	-	12/10/2008	Closed	-
SAN BERNARDINO	SAN BERNARDINO COUNTY OFFICE OF EDUCATION	BIG BEAR HIGH	HI	\$ 616,339.00	\$ -	\$ -	2	\$ 308,169.50	-	-	10/24/2007	100% Complete	-
SAN BERNARDINO	SAN BERNARDINO COUNTY OFFICE OF EDUCATION	CEDAR MIDDLE	MI	\$ 81,259.00	\$ -	\$ 13,706.94	2	\$ 40,629.50	-	-	8/23/2006	10% Complete	-
SAN BERNARDINO	SAN BERNARDINO COUNTY OFFICE OF EDUCATION	CHAFFEY WEST COMMUNITY	HI	\$ 278,584.00	\$ -	\$ 278,584.00	10	\$ 27,858.40	5.09	\$ -	1/24/2007	Closed	-
SAN BERNARDINO	SAN BERNARDINO COUNTY OFFICE OF EDUCATION	CHINO HIGH	HI	\$ 78,499.00	\$ -	\$ -	2	\$ 39,249.50	-	-	8/23/2006	90% Complete	-
SAN BERNARDINO	SAN BERNARDINO COUNTY OFFICE OF EDUCATION	Chino Hills Early Ed Center	EL	\$ -	\$ 944,155.00	\$ 944,155.00	-	\$ -	4.10	\$ 230,281.71	8/24/2005	47% Complete	-
SAN BERNARDINO	SAN BERNARDINO COUNTY OFFICE OF EDUCATION	COLTON CDS CENTRAL	HI	\$ 8,150.00	\$ -	\$ -	5	\$ 1,630.00	-	-	12/10/2008	Closed	-
SAN BERNARDINO	SAN BERNARDINO COUNTY OFFICE OF EDUCATION	COLTON HIGH	HI	\$ 76,102.00	\$ -	\$ 71,102.50	3	\$ 35,351.21	-	-	2/18/2011	10% Complete	-
SAN BERNARDINO	SAN BERNARDINO COUNTY OFFICE OF EDUCATION	COLTON MIDDLE	MI	\$ 59,740.00	\$ -	\$ 59,740.00	2	\$ 29,870.00	-	-	2/18/2011	10% Complete	-
SAN BERNARDINO	SAN BERNARDINO COUNTY OFFICE OF EDUCATION	COLTON MTU	EL	\$ 589,927.50	\$ -	\$ 589,927.50	2	\$ 294,963.75	-	-	1/23/2011	Closed	-
SAN BERNARDINO	SAN BERNARDINO COUNTY OFFICE OF EDUCATION	DEL NORTE ELEMENTARY	EL	\$ 81,259.00	\$ -	\$ 81,259.00	2	\$ 40,629.50	-	-	2/22/2006	95% Complete	-
SAN BERNARDINO	SAN BERNARDINO COUNTY OFFICE OF EDUCATION	DEL REY ELEMENTARY	EL	\$ 990,123.50	\$ -	\$ 990,123.50	3	\$ 330,041.17	-	-	4/28/2011	Closed	-
SAN BERNARDINO	SAN BERNARDINO COUNTY OFFICE OF EDUCATION	DESSERT EEC - HESPERIA	EL	\$ 2,432.00	\$ -	\$ 2,432.00	8	\$ 304.00	-	-	12/10/2008	Closed	-
SAN BERNARDINO	SAN BERNARDINO COUNTY OFFICE OF EDUCATION	Dr. J. Marshall Elementary	EL	\$ 492,431.00	\$ -	\$ 492,431.00	2	\$ 246,215.50	-	-	1/30/2008	Closed	-
SAN BERNARDINO	SAN BERNARDINO COUNTY OFFICE OF EDUCATION	EL MIRAGE ELEMENTARY	EL	\$ 859,368.00	\$ -	\$ 859,368.00	2	\$ 429,684.00	-	-	3/26/2008	89% Complete	-
SAN BERNARDINO	SAN BERNARDINO COUNTY OFFICE OF EDUCATION	ETIWANDA MTU	EL	\$ 663,495.50	\$ -	\$ (62,459.50)	2	\$ 331,747.75	-	-	12/12/2007	100% Complete	-
SAN BERNARDINO	SAN BERNARDINO COUNTY OFFICE OF EDUCATION	HAYNES ELEMENTARY	EL	\$ 594,514.50	\$ -	\$ 361,600.75	2	\$ 297,257.25	-	-	10/25/2006	Closed	-
SAN BERNARDINO	SAN BERNARDINO COUNTY OFFICE OF EDUCATION	HESPERIA EEC/MTU	HI	\$ -	\$ 276,539.00	\$ 275,589.00	5	\$ -	5.00	\$ 55,307.80	8/24/2005	60% Complete	-
SAN BERNARDINO	SAN BERNARDINO COUNTY OFFICE OF EDUCATION	HIGHLAND CS #2	HI	\$ 202,436.00	\$ -	\$ 202,436.00	4	\$ 50,609.75	4.80	\$ 57,447.92	8/23/2006	40% Complete	2,178
SAN BERNARDINO	SAN BERNARDINO COUNTY OFFICE OF EDUCATION	MESA GRANDE ELEMENTARY	EL	\$ 134,103.50	\$ -	\$ 134,103.50	4	\$ 44,070.27	-	-	8/24/2006	25% Complete	-
SAN BERNARDINO	SAN BERNARDINO COUNTY OFFICE OF EDUCATION	MESA VIEW MIDDLE SCHOOL	HI	\$ 573,241.50	\$ -	\$ 573,240.50	2	\$ 286,620.75	-	-	8/24/2011	Closed	-
SAN BERNARDINO	SAN BERNARDINO COUNTY OFFICE OF EDUCATION	MOUNTAIN VIEW EARLY ED CENTER	EL	\$ 3,210,583.00	\$ -	\$ 3,210,583.00	8	\$ 401,322.88	4.62	\$ -	1/30/2008	100% Complete	2,364
SAN BERNARDINO	SAN BERNARDINO COUNTY OFFICE OF EDUCATION	NORTH SHORE ELEMENTARY	EL	\$ 81,259.00	\$ -	\$ 81,259.00	2	\$ 40,629.50	-	-	8/23/2006	95% Complete	-
SAN BERNARDINO	SAN BERNARDINO COUNTY OFFICE OF EDUCATION	OAK HILLS HIGH	HI	\$ 726,017.00	\$ -	\$ 726,017.00	2	\$ 363,008.50	-	-	3/26/2008	100% Complete	-
SAN BERNARDINO	SAN BERNARDINO COUNTY OFFICE OF EDUCATION	REDLANDS HIGH EDUC CLASSROOM THERAPY UNIT	EL	\$ 935,298.00	\$ (6,000.00)	\$ 928,598.00	2	\$ 464,299.00	4.80	\$ (1,250.00)	8/26/2011	Closed	-
SAN BERNARDINO	SAN BERNARDINO COUNTY OFFICE OF EDUCATION	SILVER VALLEY HIGH	HI	\$ 81,259.00	\$ -	\$ 10,239.00	2	\$ 40,629.50	-	-	8/26/2009	5% Complete	-
SAN BERNARDINO	SAN BERNARDINO COUNTY OFFICE OF EDUCATION	SNOWLINE MIDDLE #3	MI	\$ 89,402.50	\$ -	\$ 89,402.50	2	\$ 44,701.25	-	-	1/30/2008	10% Complete	-
SAN BERNARDINO	SAN BERNARDINO COUNTY OFFICE OF EDUCATION	SNOWLINE YOUNG ADULT CENTER	HI	\$ -	\$ 218,250.00	\$ 218,250.00	4	\$ -	2.83	\$ 77,120.14	2/22/2006	40% Complete	525
SAN BERNARDINO	SAN BERNARDINO COUNTY OFFICE OF EDUCATION	TIEFORT VIEW INTERMEDIATE	MI	\$ 629,251.00	\$ -	\$ 416,219.10	2	\$ 314,625.50	-	-	10/25/2006	Closed	-
SAN BERNARDINO	SAN BERNARDINO COUNTY OFFICE OF EDUCATION	TRI-CITY COMMUNITY DAY SCHOOL	HI	\$ 915,760.00	\$ 243,433.00	\$ 445,868.00	6	\$ 152,626.67	2.17	\$ 112,181.11	8/4/2010	80% Complete	-
SAN BERNARDINO	SAN BERNARDINO COUNTY OFFICE OF EDUCATION	UPLAND CS #2	HI	\$ 26,197.00	\$ -	\$ 26,197.00	5	\$ 5,239.40	-	-	3/16/2011	15% Complete	-
SAN BERNARDINO	SAN BERNARDINO COUNTY OFFICE OF EDUCATION	Vista Colorado	EL	\$ 1,105,058.50	\$ -	\$ 1,105,057.50	3	\$ 368,352.83	-	-	4/28/2011	Closed	-
SAN BERNARDINO	SAN BERNARDINO COUNTY OFFICE OF EDUCATION	WEST CREEK ELEMENTARY	EL	\$ 505,346.50	\$ -	\$ 505,345.50	2	\$ 252,672.25	-	-	4/28/2011	Closed	-
SAN BERNARDINO	SAN BERNARDINO COUNTY OFFICE OF EDUCATION	WEST CREEK MIDDLE SCHOOL #25	MI	\$ 77,670.00	\$ -	\$ 77,670.00	2	\$ 38,835.00	-	-	12/15/2005	35% Complete	-
SAN BERNARDINO	SAN BERNARDINO COUNTY OFFICE OF EDUCATION	Yucca Valley CDS	HI	\$ 202,435.00	\$ 490,750.00	\$ 693,185.00	6	\$ 33,738.17	5.00	\$ 98,150.00	9/25/2012	45% Complete	6,879
SAN BERNARDINO	SAN BERNARDINO COUNTY OFFICE OF EDUCATION	BALDY MESA ELEMENTARY	EL	\$ 289,950.00	\$ -	\$ -	6	\$ 48,325.00	15.40	\$ -	8/24/2005	95% Complete	-
SAN BERNARDINO	SAN BERNARDINO COUNTY OFFICE OF EDUCATION	CHAPPARAL CONTINUATION HIGH	HI	\$ 165,765.00	\$ -	\$ -	2	\$ 82,882.50	-	-	8/24/2005	Closed	-
SAN BERNARDINO	SAN BERNARDINO COUNTY OFFICE OF EDUCATION	SNOWLINE JOINT UNIFIED	HI	\$ 313,012.00	\$ -	\$ -	3	\$ 104,337.33	-	-	8/24/2005	Closed	-
SAN BERNARDINO	SAN BERNARDINO COUNTY OFFICE OF EDUCATION	SNOWLINE JOINT UNIFIED	HI	\$ 1,835,722.00	\$ -	\$ -	10	\$ 183,572.20	-	-	2/22/2006	Closed	-
SAN BERNARDINO	SAN BERNARDINO COUNTY OFFICE OF EDUCATION	SNOWLINE JOINT UNIFIED	EL	\$ 1,063,262.00	\$ -	\$ -	9	\$ 118,140.22	-	-	1/24/2007	Closed	-
SAN BERNARDINO	SAN BERNARDINO COUNTY OFFICE OF EDUCATION	UPLAND UNIFIED	HI	\$ 3,641,067.00	\$ -	\$ -	7	\$ 520,152.43	-	-	12/14/2011	99% Complete	-
SAN BERNARDINO	SAN BERNARDINO COUNTY OFFICE OF EDUCATION	GREEN TREE EAST ELEMENTARY	EL	\$ 773,278.00	\$ -	\$ -	4	\$ 193,319.50	-	-	3/28/2007	Closed	-
SAN BERNARDINO	SAN BERNARDINO COUNTY OFFICE OF EDUCATION	VICTOR ELEMENTARY	EL	\$ 1,073,908.00	\$ -	\$ -	5	\$ 214,781.60	-	-	3/28/2007	Closed	-
SAN BERNARDINO	SAN BERNARDINO COUNTY OFFICE OF EDUCATION	VICTOR ELEMENTARY	EL	\$ 880,534.00	\$ -	\$ -	6	\$ 146,755.67	-	-	3/28/2007	Closed	-
SAN BERNARDINO	SAN BERNARDINO COUNTY OFFICE OF EDUCATION	VICTOR ELEMENTARY	EL	\$ 773,846.00	\$ -	\$ -	4	\$ 193,461.50	-	-	7/25/2007	Closed	-
SAN BERNARDINO	SAN BERNARDINO COUNTY OFFICE OF EDUCATION	SENECA ROAD ELEMENTARY	EL	\$ 7,184,413.00	\$ 163,250.00	\$ -	27	\$ 266,089.37	9.90	\$ 16,489.90	7/25/2007	Closed	15,468
SAN BERNARDINO	SAN BERNARDINO COUNTY OFFICE OF EDUCATION	VICTOR VALLEY UNION HIGH	HI	\$ 5,055,517.00	\$ 2,371,200.00	\$ 7,426,717.00	10	\$ 472,240.82	58.86	\$ 40,285.42	8/23/2006	92% Complete	123,630
SAN BERNARDINO	SAN BERNARDINO COUNTY OFFICE OF EDUCATION	VICTOR VALLEY UNION HIGH	HI	\$ 2,435,562.00	\$ -	\$ 2,435,562.00	36	\$ 67,654.50	-	-	1/25/2006	85% Complete	-
SAN BERNARDINO	SAN BERNARDINO COUNTY OFFICE OF EDUCATION	VICTOR VALLEY UNION HIGH	HI	\$ 13,685,279.00	\$ 26,842.00	\$ 13,685,121.00	40	\$ 341,456.98	13.50	\$ 1,988.30	1/24/2007	100% Complete	-
SAN BERNARDINO	SAN BERNARDINO COUNTY OFFICE OF EDUCATION	VICTOR VALLEY UNION HIGH	MI	\$ 246,636.00	\$ -	\$ -	4	\$ 61,659.00	-	-	12/15/2005	Closed	-
SAN BERNARDINO	SAN BERNARDINO COUNTY OFFICE OF EDUCATION	VICTOR VALLEY UNION HIGH	MI	\$ 235,958.00	\$ -	\$ 142,204.00	10	\$ 23,595.80	-	-			

ATTACHMENT C - PROPOSITION 55 NEW CONSTRUCTION PROJECTS

YEARLY REPORT ON THE STATE GENERAL OBLIGATION BOND MEASURE FOR THE SCHOOL FACILITY PROGRAM - 2014

*State construction funds represent the State match for the project minus site acquisition funds.

**Does not include site acquisition funds or financial hardship funds.

***Includes multi-purpose rooms, administrative facilities, gymnasiums, and libraries. Information not available for projects apportioned prior to January 2007.

County	District	School Name	Grade	State Construction Funds*	Site Acquisition	Financial Hardship	Classrooms	State Share Funds per Classroom**	Proposed Acres	Site Funds Per Acre	Last SAB Date	Status	Non-Classroom Facility Square Footage***
SAN DIEGO	CARLSBAD UNIFIED	AVIARA OAKS MIDDLE	MI	\$ 192,692.00	\$ -	\$ -	2	\$ 96,346.00	-	-	10/26/2005	Closed	-
SAN DIEGO	CARLSBAD UNIFIED	CALVEERA HIGH	EL	\$ 1,200,133.00	\$ -	\$ -	6	\$ 200,022.17	-	-	1/24/2007	Closed	-
SAN DIEGO	CARLSBAD UNIFIED	CARLSBAD VILLAGE ACADEMY	HI	\$ 2,548,173.00	\$ 453,542.00	\$ -	11	\$ 231,697.45	3.98	\$ 113,955.28	5/22/2013	Closed	-
SAN DIEGO	CARLSBAD UNIFIED	PACIFIC RIM ELEMENTARY #1	EL	\$ 131,520.00	\$ -	\$ -	2	\$ 65,760.00	-	-	10/26/2005	Closed	-
SAN DIEGO	CARLSBAD UNIFIED	PACIFIC RIM ELEMENTARY #2	EL	\$ 197,400.00	\$ -	\$ -	5	\$ 39,480.00	-	-	10/26/2005	Closed	-
SAN DIEGO	CARLSBAD UNIFIED	SAGE CREEK HIGH	HI	\$ 25,797,876.00	\$ 819,481.00	\$ -	57	\$ 452,594.32	56.84	\$ 14,417.33	5/22/2013	Funds Released	-
SAN DIEGO	CARLSBAD UNIFIED	SOUTHEAST ELEMENTARY	EL	\$ 5,852,869.00	\$ 5,350,643.00	\$ -	24	\$ 243,869.54	10.20	\$ 524,572.84	10/25/2006	Closed	-
SAN DIEGO	CHULA VISTA ELEMENTARY	OTAY RANCH VILLAGE 6 ELEMENTARY#443	EL	\$ 6,871,250.00	\$ 1,368,069.00	\$ -	32	\$ 214,726.56	10.23	\$ 133,731.09	10/26/2005	Closed	-
SAN DIEGO	ESCONDIDO UNION HIGH	DEL LAGO ACADEMY (FORMERLY CITACADO HS)	HI	\$ 18,427,260.00	\$ 1,326,538.00	\$ -	36	\$ 511,868.33	17.82	\$ 74,440.97	5/22/2013	Apportioned	-
SAN DIEGO	ESCONDIDO UNION HIGH	ORANGE GLEN HIGH	HI	\$ 5,859,463.00	\$ -	\$ -	16	\$ 366,216.44	-	-	12/14/2011	100% Complete	-
SAN DIEGO	ESCONDIDO UNION HIGH	SAN PASQUAL HIGH	HI	\$ 3,721,873.00	\$ -	\$ -	9	\$ 413,541.44	-	-	12/14/2011	100% Complete	-
SAN DIEGO	GROSSMONT UNION HIGH	CHAPARRAL HIGH (CONT.)	HI	\$ 3,210,109.00	\$ -	\$ -	8	\$ 401,263.63	-	-	5/22/2013	Apportioned	-
SAN DIEGO	GROSSMONT UNION HIGH	EL CAJON VALLEY HIGH	HI	\$ 625,511.00	\$ -	\$ -	2	\$ 312,755.50	-	-	5/22/2013	Apportioned	-
SAN DIEGO	GROSSMONT UNION HIGH	GRANITE HILLS HIGH	HI	\$ 2,807,886.00	\$ 163,699.00	\$ -	8	\$ 350,985.75	-	-	12/15/2010	100% Complete	-
SAN DIEGO	GROSSMONT UNION HIGH	GRANITE HILLS HIGH	HI	\$ 7,907,531.00	\$ -	\$ -	22	\$ 359,433.23	-	-	5/22/2013	Apportioned	-
SAN DIEGO	GROSSMONT UNION HIGH	GROSSMONT HIGH	HI	\$ 7,911,725.00	\$ -	\$ -	24	\$ 329,655.21	-	-	5/22/2013	Apportioned	-
SAN DIEGO	OCEANSIDE CITY UNIFIED	LIBBY ELEMENTARY	EL	\$ 2,602,651.00	\$ -	\$ -	9	\$ 289,183.44	-	-	5/22/2013	Funds Released	-
SAN DIEGO	OCEANSIDE CITY UNIFIED	NORTH TERRACE ELEMENTARY	EL	\$ 1,721,307.00	\$ -	\$ -	10	\$ 172,130.70	-	-	5/22/2013	Funds Released	-
SAN DIEGO	OCEANSIDE CITY UNIFIED	PACIFICA ELEMENTARY	EL	\$ 3,987,376.00	\$ -	\$ -	16	\$ 249,211.00	-	-	1/30/2008	Closed	16,361
SAN DIEGO	OCEANSIDE CITY UNIFIED	SANTA MARGARITA ELEMENTARY	EL	\$ 9,154,927.00	\$ -	\$ -	36	\$ 254,303.53	-	-	12/15/2010	100% Complete	-
SAN DIEGO	POWAY UNIFIED	DEL SUR ELEMENTARY	EL	\$ 8,325,196.00	\$ 4,290,077.00	\$ -	34	\$ 244,858.71	10.11	\$ 424,339.96	4/23/2008	Closed	16,552
SAN DIEGO	POWAY UNIFIED	MIDLAND ELEMENTARY	EL	\$ 1,758,181.00	\$ -	\$ -	8	\$ 219,772.63	-	-	1/25/2006	Closed	-
SAN DIEGO	POWAY UNIFIED	MIDLAND ELEMENTARY	EL	\$ 390,767.00	\$ 509,605.00	\$ 1,416,366.00	9	\$ 43,418.56	-	-	10/26/2005	Closed	-
SAN DIEGO	POWAY UNIFIED	MONTEREY RIDGE ELEMENTARY	EL	\$ 6,452,284.00	\$ 7,863,149.00	\$ -	34	\$ 189,773.06	13.06	\$ 602,078.79	10/26/2005	Closed	-
SAN DIEGO	POWAY UNIFIED	MORNING CREEK ELEMENTARY	EL	\$ 2,124,133.00	\$ -	\$ -	8	\$ 265,516.63	-	-	12/14/2011	90% Complete	-
SAN DIEGO	POWAY UNIFIED	MT. CARMEL HIGH	HI	\$ 2,204,343.00	\$ -	\$ -	7	\$ 314,906.14	-	-	10/28/2005	Closed	-
SAN DIEGO	POWAY UNIFIED	MT. CARMEL HIGH	HI	\$ 905,553.00	\$ -	\$ -	3	\$ 301,851.00	-	-	2/22/2006	100% Complete	-
SAN DIEGO	POWAY UNIFIED	POWAY HIGH	HI	\$ 11,365,561.00	\$ -	\$ -	38	\$ 299,093.71	-	-	1/24/2007	100% Complete	-
SAN DIEGO	POWAY UNIFIED	RANCHO BERNARDO HIGH	HI	\$ 316,982.00	\$ -	\$ -	1	\$ 316,982.00	-	-	1/24/2007	Closed	-
SAN DIEGO	RAJONA UNIFIED	PERCIE OLIVE E.L. JUNIOR HIGH	EL	\$ 3,983,155.00	\$ -	\$ -	15	\$ 265,543.67	-	-	8/24/2005	Closed	-
SAN DIEGO	SAN DIEGO COUNTY OFFICE OF EDUCATION	NORTH COUNTY REGIONAL EDUCATION CENTER	HI	\$ 4,493,293.00	\$ 362,476.00	\$ -	3	\$ 497,764.33	4.80	\$ 75,515.83	5/22/2013	Closed	-
SAN DIEGO	SAN DIEGO UNIFIED	ELLEN BROWNING SCRIPPS ELEMENTARY	EL	\$ 1,945,800.00	\$ 1,365,750.00	\$ -	23	\$ 84,600.00	6.69	\$ 204,147.98	7/17/2005	100% Complete	-
SAN DIEGO	SAN DIEGO UNIFIED	FAY ELEMENTARY	EL	\$ 5,392,611.00	\$ 13,115,495.00	\$ -	32	\$ 168,519.09	5.90	\$ 2,222,965.25	4/25/2007	Closed	18,217
SAN DIEGO	SAN DIEGO UNIFIED	JOYNER ELEMENTARY	EL	\$ 7,527,761.00	\$ 10,445,698.00	\$ -	32	\$ 235,242.53	4.73	\$ 2,208,392.81	3/28/2007	Closed	18,662
SAN DIEGO	SAN DIEGO UNIFIED	MARSHALL MIDDLE	MI	\$ 24,855,821.00	\$ 9,541,808.00	\$ -	60	\$ 414,263.68	17.51	\$ 544,934.78	7/25/2007	Closed	41,298
SAN DIEGO	SAN DIEGO UNIFIED	MIRA MESA SENIOR HIGH	EL	\$ 2,123,159.00	\$ -	\$ -	14	\$ 151,654.21	-	-	7/17/2005	Closed	-
SAN DIEGO	SAN DIEGO UNIFIED	NORMAL HEIGHTS ELEMENTARY	EL	\$ 7,328,646.00	\$ 13,618,055.00	\$ -	28	\$ 261,737.36	5.74	\$ 2,372,483.45	3/28/2007	Closed	25,011
SAN DIEGO	SAN DIEGO UNIFIED	SCRIPPS RANCH HIGH	HI	\$ 3,017,540.00	\$ -	\$ -	14	\$ 215,538.57	-	-	7/17/2005	Closed	-
SAN DIEGO	SAN DIEGUITO UNION HIGH	SAN DIEGUITO HIGH ACADEMY	HI	\$ 2,195,170.00	\$ -	\$ -	2	\$ 1,097,585.00	-	-	2/22/2006	Closed	-
SAN DIEGO	SAN DIEGUITO UNION HIGH	TORREY PINES HIGH	HI	\$ 3,807,126.00	\$ -	\$ -	22	\$ 173,051.18	-	-	10/26/2005	Closed	-
SAN DIEGO	SAN MARCOS UNIFIED	NEW ELEMENTARY #2	EL	\$ 6,577,967.00	\$ 3,183,160.00	\$ -	28	\$ 306,355.96	11.16	\$ 285,228.48	4/23/2008	99% Complete	17,471
SAN DIEGO	SAN MARCOS UNIFIED	SAN ELLIO ELEMENTARY	EL	\$ 1,402,951.00	\$ 10,532,951.00	\$ -	34	\$ 288,834.65	9.90	\$ 1,063,934.44	1/28/2007	Closed	-
SAN DIEGO	SAN MARCOS UNIFIED	SAN MARCOS ELEMENTARY	EL	\$ 14,236,234.00	\$ 288,425.00	\$ -	45	\$ 316,405.20	-	-	12/15/2010	100% Complete	-
SAN DIEGO	SANTEE ELEMENTARY	PEPPER DRIVE ELEMENTARY	EL	\$ 2,185,100.00	\$ -	\$ -	10	\$ 218,510.00	-	-	12/12/12	Funds Released	-
SAN DIEGO	SWEETWATER UNION HIGH	CHULA VISTA SENIOR HIGH	EL	\$ 6,920,608.00	\$ -	\$ -	19	\$ 364,242.53	-	-	5/24/2006	83% Complete	-
SAN DIEGO	SWEETWATER UNION HIGH	EAST HILLS ACADEMY	HI	\$ 2,370,400.00	\$ -	\$ -	10	\$ 237,040.00	-	-	12/14/2011	Funds Released	-
SAN DIEGO	SWEETWATER UNION HIGH	HIGH #13	EL	\$ 25,848,164.00	\$ 25,184,072.00	\$ -	85	\$ 304,084.21	50.42	\$ 499,485.76	3/22/2006	100% Complete	-
SAN DIEGO	SWEETWATER UNION HIGH	HILLTOP SENIOR HIGH	HI	\$ 5,948,451.00	\$ -	\$ -	18	\$ 330,469.50	-	-	5/24/2006	90% Complete	-
SAN DIEGO	SWEETWATER UNION HIGH	HILLTOP SENIOR HIGH	HI	\$ 1,082,971.00	\$ -	\$ -	3	\$ 360,990.33	-	-	12/15/2010	99% Complete	-
SAN DIEGO	SWEETWATER UNION HIGH	MAR VISTA SENIOR HIGH	HI	\$ 2,717,216.00	\$ -	\$ -	4	\$ 679,304.00	-	-	12/15/2005	Closed	-
SAN DIEGO	SWEETWATER UNION HIGH	MONTGOMERY SENIOR HIGH	HI	\$ 471,629.00	\$ -	\$ -	2	\$ 235,814.50	-	-	2/28/2007	Closed	-
SAN DIEGO	SWEETWATER UNION HIGH	NATIONAL CITY JUNIOR HIGH	MI	\$ 911,267.00	\$ -	\$ -	4	\$ 227,816.75	-	-	3/22/2006	Closed	-
SAN DIEGO	SWEETWATER UNION HIGH	SAN YSIDRO HIGH	EL	\$ 8,730,155.00	\$ -	\$ -	26	\$ 335,771.35	-	-	3/28/2008	99% Complete	-
SAN DIEGO	SWEETWATER UNION HIGH	SWEETWATER UNION HIGH	HI	\$ 2,592,146.00	\$ -	\$ -	3	\$ 864,048.67	-	-	12/15/2005	Closed	-
SAN DIEGO	SWEETWATER UNION HIGH	SWEETWATER UNION HIGH	HI	\$ 40,576.00	\$ -	\$ -	16	\$ 2,536.00	-	-	12/15/2010	99% Complete	-
SAN DIEGO	VISTA UNIFIED	CONTINUATION HIGH # 2	HI	\$ 3,674,752.00	\$ 2,087,255.00	\$ -	14	\$ 262,482.32	3.96	\$ 527,084.60	10/25/2006	100% Complete	-
SAN DIEGO	VISTA UNIFIED	MADISON MIDDLE	MI	\$ 341,510.00	\$ -	\$ -	4	\$ 85,377.50	-	-	3/28/2007	Closed	-
SAN DIEGO	VISTA UNIFIED	MISSION VISTA HIGH	HI	\$ 27,734,192.00	\$ 8,797,764.00	\$ -	73	\$ 379,920.44	42.01	\$ 209,420.71	8/22/2007	100% Complete	70,903
SAN DIEGO County Totals				\$ 331,101,289.50	\$ 123,237,022.00	\$ 1,416,366.00							
SAN FRANCISCO	SAN FRANCISCO UNIFIED	ABRAHAM LINCOLN HIGH	HI	\$ 7,727,244.00	\$ -	\$ -	18	\$ 429,291.33	-	-	3/26/2008	100% Complete	-
SAN FRANCISCO County Totals				\$ 7,727,244.00	\$ -	\$ -							
SAN JOAQUIN	JEFFERSON ELEMENTARY	ANTHONY C. TRAINA ELEMENTARY	EL	\$ 6,186,002.00	\$ -	\$ -	33	\$ 187,454.61	-	-	7/17/2005	Closed	-
SAN JOAQUIN	LAMMERSVILLE JOINT UNIFIED	MOUNTAIN HOUSE HIGH	HI	\$ 30,645,552.00	\$ 25,000.00	\$ -	76	\$ 403,230.95	46.00	\$ 543.48	5/22/2013	Funds Released	113,866
SAN JOAQUIN	LINDEN UNIFIED	LINDEN HIGH	HI	\$ 1,052,285.00	\$ -	\$ -	6	\$ 175,380.83	-	-	3/28/2007	Closed	-
SAN JOAQUIN	Lodi UNIFIED	GEORGE LINCOLN MOSHER ELEMENTARY	EL	\$ 9,123,656.00	\$ 1,552,506.00	\$ -	36	\$ 268,343.88	9.93	\$ 156,345.02	1/24/2007	Closed	-
SAN JOAQUIN	LODI UNIFIED	LINCOLN TECH ACADEMY	HI	\$ 4,122,107.00	\$ -	\$ -	13	\$ 317,085.15	-	-	8/22/2007	Closed	-
SAN JOAQUIN	LODI UNIFIED	LOCKEFORD ELEMENTARY	MI	\$ 2,794,258.00	\$ -	\$ -	9	\$ 310,473.11	-	-	12/15/2010	100% Complete	-
SAN JOAQUIN	LODI UNIFIED	PLAZA ROBLES CONTINUATION HIGH	HI	\$ 166,610.00	\$ -	\$ -	1	\$ 166,610.00	-	-	3/28/2007	Closed	-
SAN JOAQUIN	MANTECA UNIFIED	BROCKMAN (STELLA) ELEMENTARY	EL	\$ 3,513,965.00	\$ 827,273.00	\$ -	18	\$ 195,220.28	8.00	\$ 103,409.13	5/25/2011	Closed	-
SAN JOAQUIN	MANTECA UNIFIED	LATHROP HIGH SCHOOL	HI	\$ 19,495,168.00	\$ 11,075,535.00	\$ -	59	\$ 330,426.58	50.00	\$ 221,510.70	5/25/2011	Closed	79,047
SAN JOAQUIN	MANTECA UNIFIED	MOSSBALL ELEMENTARY	EL	\$ 9,342,934.00	\$ 1,668,049.00	\$ -	40	\$ 238,730.48	16.00	\$ 104,253.06	7/17/2005	Closed	-
SAN JOAQUIN	MANTECA UNIFIED	WESTON RANCH HIGH	HI	\$ 2,912,622.00	\$ -	\$ -	10	\$ 291,262.20	-	-	1/24/2007	Closed	-
SAN JOAQUIN	RIPON UNIFIED	RIPON HIGH	HI	\$ 703,706.00	\$ -	\$ -	6	\$ 117,284.33	-	-	1/25/2006	Closed	-
SAN JOAQUIN	RIPON UNIFIED	RIPON HIGH	HI	\$ 246,616.00	\$ -	\$ -	2	\$ 123,308.00	-	-	10/26/2005	Closed	-
SAN JOAQUIN	SAN JOAQUIN COUNTY OFFICE OF EDUCATION	BROOKSIDE ELEMENTARY	EL	\$ 86,637.50	\$ -	\$ 63,903.50	2	\$ 43,318.75	-	-	9/26/2007	100% Complete	-
SAN JOAQUIN	SAN JOAQUIN COUNTY OFFICE OF EDUCATION	MANTECA COMMUNITY DAY	EL	\$ 675,718.00	\$ -	\$ 675,718.00	2	\$ 337,859.00	-	-	5/23/2007	Closed	-
SAN JOAQUIN	SAN JOAQUIN COUNTY OFFICE OF EDUCATION	McCall Elementary	EL	\$ 597,243.00	\$ -	\$ 597,243.00	2	\$ 298,621.50	-	-	4/25/2007	Closed	-
SAN JOAQU													

ATTACHMENT C - PROPOSITION 55 NEW CONSTRUCTION PROJECTS

YEARLY REPORT ON THE STATE GENERAL OBLIGATION BOND MEASURE FOR THE SCHOOL FACILITY PROGRAM - 2014

*State construction funds represent the State match for the project minus site acquisition funds.

**Does not include site acquisition funds or financial hardship funds.

***Includes multi-purpose rooms, administrative facilities, gymnasiums, and libraries. Information not available for projects apportioned prior to January 2007.

County	District	School Name	Grade	State Construction Funds*	Site Acquisition	Financial Hardship	Classrooms	State Share Funds per Classroom**	Proposed Acres	Site Funds Per Acre	Last SAB Date	Status	Non-Classroom Facility Square Footage**
SAN JOAQUIN	TRACY JOINT UNIFIED	TRACY HIGH	HI	\$ 291,976.00	\$ -	\$ -	1	\$ 291,976.00	-	-	10/26/2005	Closed	-
SAN JOAQUIN	TRACY JOINT UNIFIED	TRACY HIGH	HI	\$ 344,047.00	\$ -	\$ -	1	\$ 344,047.00	-	-	4/25/2007	Closed	-
SAN JOAQUIN	TRACY JOINT UNIFIED	TRACY HIGH	HI	\$ 8,538,666.00	\$ -	\$ -	18	\$ 474,370.28	-	-	12/14/2011	100% Complete	-
SAN JOAQUIN	TRACY JOINT UNIFIED	WEST HIGH	HI	\$ 341,225.00	\$ -	\$ -	1	\$ 341,225.00	-	-	1/24/2007	Closed	-
SAN JOAQUIN	TRACY JOINT UNIFIED	WILLIAMS (EARLE E.) MIDDLE	MI	\$ 269,851.00	\$ -	\$ -	1	\$ 269,851.00	-	-	12/12/2007	Closed	-
SAN JOAQUIN County Totals				\$ 155,678,277.50	\$ 17,537,368.00	\$ 1,336,764.50							
SAN LUIS OBISPO	CAYUCOS ELEMENTARY	CAYUCOS ELEMENTARY	MI	\$ 2,116,415.00	\$ -	\$ -	5	\$ 423,283.00	-	-	7/25/2007	83% Complete	-
SAN LUIS OBISPO	LUCIA MAR UNIFIED	DOROTHY LANGE ELEMENTARY	EL	\$ 1,313,899.00	\$ -	\$ -	6	\$ 218,983.17	-	-	10/24/2007	Closed	-
SAN LUIS OBISPO	PASO ROBLES JOINT UNIFIED	PASO ROBLES HIGH	HI	\$ 1,313,221.00	\$ -	\$ -	5	\$ 262,644.20	-	-	12/15/2010	100% Complete	-
SAN LUIS OBISPO	SAN LUIS OBISPO COUNTY OFFICE OF EDUCATION	4TH AND PINE (LOMA VISTA) COMMUNITY	HI	\$ -	\$ -	\$ 302,311.87	4	\$ -	-	-	1/25/2006	Funds Released	-
SAN LUIS OBISPO	SAN LUIS OBISPO COUNTY OFFICE OF EDUCATION	NIPOMO COMMUNITY	HI	\$ -	\$ 205,000.00	\$ 205,000.00	3	\$ -	2.90	\$ 70,689.66	7/27/2005	Closed	-
SAN LUIS OBISPO County Totals				\$ 4,743,535.00	\$ 205,000.00	\$ 507,311.87							
SAN MATEO	BELMONT-REDWOOD SHORES ELEMENTARY	RALSTON INTERMEDIATE	MI	\$ 2,627,033.00	\$ -	\$ -	8	\$ 328,379.13	-	-	5/22/2013	Funds Released	-
SAN MATEO	BURLINGAME ELEMENTARY	LINCOLN ELEMENTARY	EL	\$ 2,379,017.00	\$ -	\$ -	6	\$ 396,502.83	-	-	6/27/2012	Funds Released	-
SAN MATEO	BURLINGAME ELEMENTARY	MCKINLEY ELEMENTARY	EL	\$ 2,901,047.00	\$ -	\$ -	8	\$ 362,630.88	-	-	6/27/2012	Funds Released	-
SAN MATEO	CABRILLO UNIFIED	CUNHA (MANUEL F.) INTERMEDIATE	MI	\$ 846,961.00	\$ -	\$ -	15	\$ 56,464.07	-	-	10/24/2007	Closed	-
SAN MATEO	MENLO PARK CITY ELEMENTARY	HILLVIEW MIDDLE	MI	\$ 2,562,940.00	\$ 138,798.00	\$ -	48	\$ 53,394.58	-	-	6/27/2012	Funds Released	-
SAN MATEO	SAN MATEO UNION HIGH	ARAGON HIGH	HI	\$ 1,403,869.00	\$ -	\$ -	7	\$ 200,552.71	-	-	1/24/2007	Closed	-
SAN MATEO	SAN MATEO UNION HIGH	CAPUCHINO HIGH	HI	\$ 1,422,735.00	\$ -	\$ -	16	\$ 88,920.94	-	-	8/23/2006	Closed	-
SAN MATEO	SEQUOIA UNION HIGH	5TH AVENUE ALTERNATIVE	HI	\$ 7,214,534.00	\$ 1,490,063.00	\$ -	12	\$ 601,211.17	1.65	\$ 903,068.48	6/27/2012	100% Complete	5,625
SAN MATEO	SEQUOIA UNION HIGH	MYRTLE STREET	HI	\$ 716,304.00	\$ 1,200,045.00	\$ -	10	\$ 71,630.40	1.80	\$ 686,691.67	6/27/2012	100% Complete	6,544
SAN MATEO County Totals				\$ 22,074,440.00	\$ 2,828,906.00	\$ -							
SANTA BARBARA	GUADALUPE UNION ELEMENTARY	NEW ELEMENTARY	MI	\$ 581,708.50	\$ -	\$ 581,708.50	-	\$ -	17.40	\$ -	4/26/2006	2% Complete	-
SANTA BARBARA	SANTA MARIA JOINT UNION HIGH	DELTA CONTINUATION HIGH	HI	\$ 3,363,540.00	\$ -	\$ -	13	\$ 258,295.00	-	-	12/14/2011	99% Complete	-
SANTA BARBARA	SANTA MARIA JOINT UNION HIGH	PIONEER VALLEY HIGH #3	HI	\$ 25,841,395.00	\$ 3,204,682.00	\$ -	80	\$ 323,017.44	53.50	\$ 59,900.60	6/22/2005	Closed	-
SANTA BARBARA	SANTA MARIA-BONITA	ACQUISTAPACE	EL	\$ 7,811,160.00	\$ 1,689,182.00	\$ -	27	\$ 289,302.22	11.20	\$ 150,819.82	5/22/2013	Apportioned	-
SANTA BARBARA	SANTA MARIA-BONITA	LIBERTY ELEMENTARY	EL	\$ 1,300,445.00	\$ -	\$ -	6	\$ 216,740.83	-	-	3/28/2007	Closed	-
SANTA BARBARA County Totals				\$ 38,898,248.50	\$ 4,893,864.00	\$ 581,708.50							
SANTA CLARA	ALUM ROCK UNION ELEMENTARY	SAN ANTONIO ELEMENTARY	EL	\$ 7,217,949.00	\$ -	\$ -	22	\$ 328,088.59	-	-	12/14/2011	100% Complete	14,210
SANTA CLARA	EVERGREEN ELEMENTARY	CEDAR GROVE ELEMENTARY	EL	\$ 116,609.00	\$ -	\$ -	1	\$ 116,609.00	-	-	10/26/2005	Closed	-
SANTA CLARA	EVERGREEN ELEMENTARY	DOVE HILL ELEMENTARY	EL	\$ 62,662.00	\$ -	\$ -	1	\$ 62,662.00	-	-	10/26/2005	Closed	-
SANTA CLARA	EVERGREEN ELEMENTARY	HOLLY OAK ELEMENTARY	EL	\$ 149,888.00	\$ -	\$ -	1	\$ 149,888.00	-	-	10/26/2005	Closed	-
SANTA CLARA	EVERGREEN ELEMENTARY	LEVYA (GEORGE V.) INTERMEDIATE	MI	\$ 635,236.00	\$ -	\$ -	3	\$ 211,745.33	-	-	3/22/2006	Closed	-
SANTA CLARA	EVERGREEN ELEMENTARY	LEVYA (GEORGE V.) INTERMEDIATE	EL	\$ 125,500.00	\$ -	\$ -	10	\$ 12,550.00	-	-	12/15/2005	Closed	-
SANTA CLARA	EVERGREEN ELEMENTARY	MATSUMOTO (TOM) ELEMENTARY	EL	\$ 112,324.00	\$ -	\$ -	4	\$ 28,081.00	-	-	10/26/2005	Closed	-
SANTA CLARA	EVERGREEN ELEMENTARY	MILLBROOK ELEMENTARY	EL	\$ 101,974.00	\$ -	\$ -	1	\$ 101,974.00	-	-	10/26/2005	Closed	-
SANTA CLARA	EVERGREEN ELEMENTARY	MILLBROOK ELEMENTARY	EL	\$ 4,317,500.00	\$ -	\$ -	22	\$ 196,250.00	-	-	1/24/2007	Closed	-
SANTA CLARA	EVERGREEN ELEMENTARY	MONTGOMERY (JOHN J.) ELEMENTARY	EL	\$ 1,466,285.00	\$ -	\$ -	6	\$ 244,380.83	-	-	3/22/2006	Closed	-
SANTA CLARA	EVERGREEN ELEMENTARY	NORWOOD CREEK ELEM.	EL	\$ 1,248,711.00	\$ -	\$ -	10	\$ 124,871.10	-	-	12/15/2005	Closed	-
SANTA CLARA	EVERGREEN ELEMENTARY	QUIMBY OAK MIDDLE	MI	\$ 266,809.00	\$ -	\$ -	1	\$ 266,809.00	-	-	12/12/2007	Closed	-
SANTA CLARA	EVERGREEN ELEMENTARY	SMITH (KATHERINE R.) ELEMENTARY	EL	\$ 62,762.00	\$ -	\$ -	1	\$ 62,762.00	-	-	10/26/2005	Closed	-
SANTA CLARA	EVERGREEN ELEMENTARY	SMITH (KATHERINE R.) ELEMENTARY	EL	\$ 493,972.00	\$ -	\$ -	2	\$ 246,986.00	-	-	12/15/2005	Closed	-
SANTA CLARA	EVERGREEN ELEMENTARY	WHALEY (O.B.) ELEMENTARY	EL	\$ 61,484.00	\$ -	\$ -	1	\$ 61,484.00	-	-	10/26/2005	Closed	-
SANTA CLARA	GILROY UNIFIED	CHRISTOPHER HIGH SCHOOL	HI	\$ 570,724.30	\$ -	\$ -	44	\$ 12,971.01	40.10	\$ -	5/28/2008	99% Complete	42,545
SANTA CLARA	GILROY UNIFIED	CHRISTOPHER HIGH SCHOOL	HI	\$ 10,035,900.00	\$ -	\$ -	36	\$ 278,775.00	-	-	12/14/2011	98% Complete	-
SANTA CLARA	GILROY UNIFIED	LAS ANIMAS ELEMENTARY	EL	\$ 4,276,525.00	\$ 5,616,000.00	\$ -	27	\$ 158,389.81	8.20	\$ 684,878.05	5/23/2007	100% Complete	-
SANTA CLARA	GILROY UNIFIED	SAN YSIDRO-ELIOT ELEMENTARY	EL	\$ 2,081,846.00	\$ -	\$ -	8	\$ 260,230.75	-	-	1/25/2006	Closed	-
SANTA CLARA	GILROY UNIFIED	SAN YSIDRO-ELIOT ELEMENTARY	EL	\$ 1,643,289.00	\$ -	\$ -	11	\$ 149,389.91	-	-	1/25/2006	Closed	-
SANTA CLARA	MORGAN HILL UNIFIED	ANN SOBROTO HIGH	HI	\$ 9,587,593.00	\$ 1,820,784.00	\$ -	57	\$ 168,203.39	73.50	\$ 24,772.57	10/26/2005	100% Complete	-
SANTA CLARA	MORGAN HILL UNIFIED	LOS PASEOS ELEMENTARY	EL	\$ 271,959.00	\$ -	\$ -	1	\$ 271,959.00	-	-	9/28/2005	Closed	-
SANTA CLARA	SAN JOSE UNIFIED	BROADWAY CONTINUATION HIGH	HI	\$ 1,386,191.00	\$ -	\$ -	-	\$ -	-	-	6/27/2012	Funds Released	3,850
SANTA CLARA	SANTA CLARA COUNTY OFFICE OF EDUCATION	ARGONAUT ELEMENTARY	EL	\$ 178,805.00	\$ -	\$ 178,805.00	4	\$ 44,701.25	-	-	3/26/2008	2% Complete	-
SANTA CLARA	SANTA CLARA COUNTY OFFICE OF EDUCATION	BOEGER (AUGUST) MIDDLE	EL	\$ 357,609.50	\$ -	\$ 357,609.50	8	\$ 44,701.19	-	-	9/25/2012	96% Complete	-
SANTA CLARA	SANTA CLARA COUNTY OFFICE OF EDUCATION	BROWNELL SCHOOL COUNTY ANNEX	MI	\$ 2,211,143.00	\$ -	\$ 2,211,143.00	4	\$ 552,785.75	-	-	12/12/2007	98% Complete	-
SANTA CLARA	SANTA CLARA COUNTY OFFICE OF EDUCATION	DANIEL LAIRON ELEMENTARY	EL	\$ 3,690,284.00	\$ -	\$ 3,547,548.00	8	\$ 461,285.50	1.84	\$ -	12/14/2011	25% Complete	-
SANTA CLARA	SANTA CLARA COUNTY OFFICE OF EDUCATION	EAST VALLEY/DARLING (ANNE) ELEMENTARY	EL	\$ 3,661,938.00	\$ -	\$ 3,661,938.00	8	\$ 457,742.25	-	-	5/22/2013	Closed	1,404
SANTA CLARA	SANTA CLARA COUNTY OFFICE OF EDUCATION	FOOTHILL ELEMENTARY	EL	\$ 178,805.00	\$ -	\$ 178,805.00	4	\$ 44,701.25	-	-	3/26/2008	2% Complete	-
SANTA CLARA	SANTA CLARA COUNTY OFFICE OF EDUCATION	FOOTHILL HIGH	HI	\$ 1,435,873.00	\$ -	\$ 1,435,873.00	4	\$ 358,968.25	-	-	3/26/2008	97% Complete	-
SANTA CLARA	SANTA CLARA COUNTY OFFICE OF EDUCATION	MCCOLLUM COUNTY ANNEX	EL	\$ 162,518.50	\$ -	\$ 162,518.50	4	\$ 40,629.63	1.44	\$ -	4/26/2006	80% Complete	-
SANTA CLARA	SANTA CLARA COUNTY OFFICE OF EDUCATION	MCKINLEY COUNTY ANNEX	MI	\$ 67,384.00	\$ -	\$ -	4	\$ 16,846.00	-	-	12/10/2008	Closed	-
SANTA CLARA	SANTA CLARA COUNTY OFFICE OF EDUCATION	OSTER COUNTY ANNEX	EL	\$ 253,010.00	\$ -	\$ 233,010.00	6	\$ 38,835.00	-	-	10/26/2005	25% Complete	-
SANTA CLARA	SANTA CLARA COUNTY OFFICE OF EDUCATION	SMITH (KATHERINE R.) ELEMENTARY	EL	\$ 310,680.00	\$ -	\$ 253,992.01	8	\$ 38,835.00	-	-	2/25/2009	10% Complete	-
SANTA CLARA County Totals				\$ 58,781,282.30	\$ 7,436,784.00	\$ 12,221,242.01							
SANTA CRUZ	LIVE OAK ELEMENTARY	DEL MAR ELEMENTARY	EL	\$ 1,071,302.00	\$ -	\$ -	4	\$ 267,825.50	-	-	12/12/2012	Funds Released	-
SANTA CRUZ	GREEN ACRES ELEMENTARY	GREEN ACRES ELEMENTARY	EL	\$ 593,536.00	\$ -	\$ -	2	\$ 296,768.00	-	-	12/12/2012	Funds Released	-
SANTA CRUZ	SANTA CRUZ COUNTY OFFICE OF EDUCATION	GREEN VALLEY COMMUNITY SCHOOL	HI	\$ 336,600.00	\$ 680,942.00	\$ 1,017,542.00	11	\$ 30,600.00	1.57	\$ 433,721.02	4/23/2008	25% Complete	-
SANTA CRUZ	SANTA CRUZ COUNTY OFFICE OF EDUCATION	SPECIAL EDUCATION CENTER SCCOE	EL	\$ 1,610,303.00	\$ 486,109.00	\$ 2,096,412.00	3	\$ 536,767.67	0.83	\$ 585,673.49	12/12/2012	Closed	-
SANTA CRUZ County Totals				\$ 3,591,741.00	\$ 1,167,051.00	\$ 3,113,954.00							
SHASTA	COTTONWOOD UNION ELEMENTARY	GAS POINT ROAD	EL	\$ 6,035,643.00	\$ -	\$ -	28	\$ 215,558.68	-	-	9/28/2005	Closed	-
SHASTA	COTTONWOOD UNION ELEMENTARY	WEST COTTONWOOD JUNIOR HIGH	MI	\$ 274,633.00	\$ -	\$ -	6	\$ 45,772.17	-	-	7/27/2005	Closed	-
SHASTA	COTTONWOOD UNION ELEMENTARY	WEST COTTONWOOD JUNIOR HIGH	MI	\$ 789,562.00	\$ -	\$ 789,562.00	-	\$ -	-	-	1/25/2006	Closed	-
SHASTA	GRANT ELEMENTARY	GRANT ELEMENTARY	EL	\$ 560,681.00	\$ -	\$ 560,681.00	3	\$ 186,893.67	-	-	12/14/2011	90% Complete	-
SHASTA	GRANT ELEMENTARY	GRANT ELEMENTARY	EL	\$ 236,778.50	\$ -	\$ 236,501.50	5	\$ 47,355.70	-	-	12/14/2011	1% Complete	-
SHASTA	MANZANA ELEMENTARY	MANZANA ELEMENTARY	EL	\$ 131,267.00	\$ -	\$ -	3	\$ 43,755.67	-	-	10/26/2005	Closed	-
SHASTA	REDDING ELEMENTARY	SEQUOIA MIDDLE	MI	\$ 865,618.00	\$ -	\$ -	4	\$ 216,404.50	-	-	3/22/2006	98% Complete	-

ATTACHMENT C - PROPOSITION 55 NEW CONSTRUCTION PROJECTS

YEARLY REPORT ON THE STATE GENERAL OBLIGATION BOND MEASURE FOR THE SCHOOL FACILITY PROGRAM - 2014

*State construction funds represent the State match for the project minus site acquisition funds.

**Does not include site acquisition funds or financial hardship funds.

***Includes multi-purpose rooms, administrative facilities, gymnasiums, and libraries. Information not available for projects apportioned prior to January 2007.

County	District	School Name	Grade	State Construction Funds*	Site Acquisition	Financial Hardship	Classrooms	State Share Funds per Classroom**	Proposed Acres	Site Funds Per Acre	Last SAB Date	Status	Non-Classroom Facility Square Footage**
SHASTA	REDDING ELEMENTARY	TURTLE BAY	EL	\$ 62,265.00	\$ -	\$ -	1	\$ 62,265.00	-	-	7/27/2005	Closed	-
SHASTA	REDDING ELEMENTARY	TURTLE BAY	EL	\$ 82,243.00	\$ -	\$ -	1	\$ 82,243.00	-	-	12/15/2005	Closed	-
SHASTA	SHASTA COUNTY OFFICE OF EDUCATION	LIVE OAK	HI	\$ 1,074,610.00	\$ -	\$ 1,054,731.50	6	\$ 179,152.75	-	-	9/29/2005	100% Complete	-
SHASTA	SHASTA COUNTY OFFICE OF EDUCATION	Live Oak Peaks Program	MI	\$ 772,419.00	\$ -	\$ 744,799.00	4	\$ 193,104.75	-	-	10/26/2005	100% Complete	-
SHASTA	SHASTA UNION HIGH	FOOTHILL HIGH	HI	\$ 202,541.12	\$ -	\$ -	14	\$ 14,467.22	-	-	10/25/2006	Closed	-
SHASTA	SHASTA UNION HIGH	FOOTHILL HIGH	HI	\$ 1,447,513.00	\$ -	\$ -	1	\$ 1,447,513.00	-	-	7/27/2005	Closed	-
SHASTA County Totals				\$ 12,556,120.12	\$ -	\$ 3,386,275.00							
SISKIYOU	JUNCTION ELEMENTARY	JUNCTION ELEMENTARY	EL	\$ 1,484,289.00	\$ -	\$ 1,478,667.00	2	\$ 742,144.50	-	-	8/23/2006	Closed	-
SISKIYOU County Totals				\$ 1,484,289.00	\$ -	\$ 1,478,667.00							
SOLANO	DIXON UNIFIED	DIXON HIGH	HI	\$ 25,752,464.00	\$ 10,930,469.00	\$ -	85	\$ 302,970.16	50.00	\$ 218,609.38	10/25/2006	Closed	-
SOLANO	FAIRFIELD-SUISUN UNIFIED	ARMUJ HIGH	HI	\$ 2,365,518.00	\$ -	\$ -	1	\$ 2,365,518.00	-	-	12/14/2011	90% Complete	-
SOLANO	FAIRFIELD-SUISUN UNIFIED	BLANC (AMY) ELEMENTARY	EL	\$ 392,222.00	\$ -	\$ -	2	\$ 196,111.00	-	-	7/27/2005	Closed	-
SOLANO	FAIRFIELD-SUISUN UNIFIED	CORDELIA HILLS ELEMENTARY	EL	\$ 10,014,602.00	\$ 2,704,536.00	\$ -	31	\$ 323,051.68	8.11	\$ 333,481.63	1/30/2008	Closed	13,180
SOLANO	FAIRFIELD-SUISUN UNIFIED	DOVER MIDDLE	MI	\$ 378,077.00	\$ -	\$ -	2	\$ 189,038.50	-	-	7/27/2005	Closed	-
SOLANO	FAIRFIELD-SUISUN UNIFIED	CORDON (CLEO) ELEMENTARY	EL	\$ 188,690.00	\$ -	\$ -	1	\$ 188,690.00	-	-	3/22/2006	Closed	-
SOLANO	FAIRFIELD-SUISUN UNIFIED	GRANGE MIDDLE	MI	\$ 2,668,569.00	\$ -	\$ -	5	\$ 533,713.80	-	-	2/22/2006	Closed	-
SOLANO	FAIRFIELD-SUISUN UNIFIED	JONES (K. I.) ELEMENTARY	EL	\$ 186,443.00	\$ -	\$ -	1	\$ 186,443.00	-	-	3/22/2006	Closed	-
SOLANO	FAIRFIELD-SUISUN UNIFIED	KYLE (ANNA) ELEMENTARY	EL	\$ 1,990,378.00	\$ -	\$ -	12	\$ 165,864.83	-	-	7/27/2005	Closed	-
SOLANO	FAIRFIELD-SUISUN UNIFIED	ROLLING HILLS ELEMENTARY	EL	\$ 7,522,753.00	\$ 25,750.00	\$ -	23	\$ 327,076.22	6.50	\$ 3,961.54	4/26/2007	Closed	14,388
SOLANO	FAIRFIELD-SUISUN UNIFIED	SHELDON (E. RUTH) ELEMENTARY	EL	\$ 564,767.00	\$ -	\$ -	3	\$ 188,255.67	-	-	3/22/2006	Closed	-
SOLANO	FAIRFIELD-SUISUN UNIFIED	SUISUN ELEMENTARY	EL	\$ 282,456.00	\$ -	\$ -	2	\$ 141,228.00	-	-	7/27/2005	Closed	-
SOLANO	FAIRFIELD-SUISUN UNIFIED	SUISUN VALLEY ELEMENTARY	EL	\$ 416,193.00	\$ -	\$ -	3	\$ 138,731.00	-	-	7/27/2005	Closed	-
SOLANO	FAIRFIELD-SUISUN UNIFIED	SULLIVAN (CHARLES L.) MIDDLE	MI	\$ 1,840,921.00	\$ -	\$ -	13	\$ 141,609.31	-	-	7/27/2005	Closed	-
SOLANO	FAIRFIELD-SUISUN UNIFIED	TOLENAS ELEMENTARY	EL	\$ 360,206.00	\$ -	\$ -	2	\$ 180,103.00	9.70	\$ -	3/22/2006	Closed	-
SOLANO	FAIRFIELD-SUISUN UNIFIED	TOLENAS ELEMENTARY	EL	\$ 284,823.00	\$ -	\$ -	2	\$ 142,411.50	-	-	7/27/2005	Closed	-
SOLANO	FAIRFIELD-SUISUN UNIFIED	WEIR (DAVID A.) ELEMENTARY	EL	\$ 5,880,721.00	\$ 3,120,000.00	\$ -	27	\$ 218,174.85	-	-	1/24/2007	Closed	-
SOLANO	SOLANO COUNTY OFFICE OF EDUCATION	ARMUJ HIGH	HI	\$ 138,245.50	\$ -	\$ 138,245.50	3	\$ 46,081.83	7.56	\$ 412,698.41	6/27/2012	1% Complete	-
SOLANO	SOLANO COUNTY OFFICE OF EDUCATION	GOLDEN HILLS EDUCATIONAL CENTER	HI	\$ 19,158.00	\$ -	\$ 19,158.00	6	\$ 3,193.00	-	-	12/14/2011	89% Complete	-
SOLANO	SOLANO COUNTY OFFICE OF EDUCATION	Larsen Center	HI	\$ 132,126.50	\$ -	\$ 132,126.50	11	\$ 12,011.50	-	-	8/24/2011	Funds Released	-
SOLANO	SOLANO COUNTY OFFICE OF EDUCATION	Larsen Center	EL	\$ 481,299.00	\$ -	\$ 424,266.00	11	\$ 43,754.45	-	-	6/27/2012	1% Complete	-
SOLANO	SOLANO COUNTY OFFICE OF EDUCATION	SEM YETO CONTINUATION HIGH	HI	\$ 138,245.50	\$ -	\$ 138,245.50	3	\$ 46,081.83	-	-	6/27/2012	Funds Released	-
SOLANO	SOLANO COUNTY OFFICE OF EDUCATION	T. C. MC DANIEL ELEMENTARY	EL	\$ 97,037.50	\$ -	\$ 97,037.50	7	\$ 13,862.50	-	-	5/25/2011	Funds Released	-
SOLANO	SOLANO COUNTY OFFICE OF EDUCATION	T. C. MC DANIEL ELEMENTARY	EL	\$ 302,092.00	\$ -	\$ 302,092.00	8	\$ 37,761.50	-	-	6/27/2012	1% Complete	-
SOLANO	TRAVIS UNIFIED	VANDEN HIGH	HI	\$ 8,842,299.00	\$ -	\$ -	28	\$ 315,796.39	-	-	3/28/2007	Closed	-
SOLANO County Totals				\$ 71,250,306.00	\$ 16,780,755.00	\$ 1,251,171.00							
SONOMA	ALEXANDER VALLEY UNION ELEMENTARY	ALEXANDER VALLEY UNION ELEMENTARY	EL	\$ 468,775.00	\$ -	\$ -	1	\$ 468,775.00	-	-	8/22/2007	Closed	-
SONOMA	OAK GROVE UNION ELEMENTARY	WILLOWSIDE MIDDLE	MI	\$ 283,784.00	\$ -	\$ -	1	\$ 283,784.00	-	-	1/30/2008	Closed	-
SONOMA	PETALUMA JOINT UNION HIGH	CASA GRANDE HIGH	HI	\$ 1,479,239.00	\$ -	\$ -	8	\$ 184,904.88	-	-	5/24/2006	Closed	-
SONOMA	ROSELAND ELEMENTARY	ROSELAND CREEK ELEMENTARY	EL	\$ 1,161,206.50	\$ 3,224,000.00	\$ 4,364,671.31	31	\$ 37,458.27	9.35	\$ 344,812.83	4/26/2006	10% Complete	20,870
SONOMA	SANTA ROSA ELEMENTARY	HIDDEN VALLEY ELEMENTARY	EL	\$ 1,193,565.00	\$ -	\$ -	5	\$ 238,713.00	-	-	10/24/2007	Closed	-
SONOMA	SANTA ROSA HIGH	SLATER (HERBERT) JUNIOR HIGH	MI	\$ 307,398.00	\$ -	\$ -	2	\$ 153,699.00	-	-	12/15/2005	Closed	-
SONOMA	SONOMA COUNTY OFFICE OF EDUCATION	COMMUNITY SCHOOL - PROPOSED	HI	\$ 220,277.00	\$ -	\$ 220,277.00	7	\$ 31,468.14	4.34	\$ -	1/24/2007	99% Complete	7,747
SONOMA	SONOMA VALLEY UNIFIED	SONOMA CHARTER (MIDDLE)	MI	\$ 758,859.00	\$ 87,007.00	\$ -	2	\$ 379,429.50	1.10	\$ 79,097.27	1/30/2008	100% Complete	-
SONOMA	WEST SIDE UNION ELEMENTARY	WEST SIDE ELEMENTARY	EL	\$ 819,375.00	\$ -	\$ 44,627.00	3	\$ 273,125.00	-	-	3/28/2007	Closed	-
SONOMA	WINDSOR UNIFIED	CAL CALMECAC	MI	\$ 798,675.00	\$ -	\$ -	2	\$ 399,337.50	-	-	12/14/2011	100% Complete	-
SONOMA	WINDSOR UNIFIED	WINDSOR MIDDLE	MI	\$ 311,295.00	\$ -	\$ -	1	\$ 311,295.00	-	-	12/14/2011	100% Complete	-
SONOMA County Totals				\$ 7,802,448.50	\$ 3,311,007.00	\$ 4,629,575.31							
STANISLAUS	CERES UNIFIED	CASWELL ELEMENTARY	EL	\$ 2,597,770.00	\$ -	\$ -	10	\$ 259,777.00	-	-	12/12/2012	Funds Released	-
STANISLAUS	CERES UNIFIED	CENTRAL VALLEY HIGH	HI	\$ 5,333,663.00	\$ -	\$ -	16	\$ 333,353.94	-	-	12/15/2010	98% Complete	-
STANISLAUS	CERES UNIFIED	CERES HIGH	HI	\$ 2,682,575.00	\$ -	\$ -	8	\$ 335,321.88	-	-	12/15/2010	85% Complete	-
STANISLAUS	CERES UNIFIED	DON PEDRO ELEMENTARY	EL	\$ 810,051.00	\$ -	\$ -	3	\$ 270,017.00	-	-	12/15/2010	100% Complete	-
STANISLAUS	CERES UNIFIED	Elementary 15	EL	\$ 9,048,619.50	\$ 479,199.00	\$ 9,425,969.50	39	\$ 232,015.88	13.00	\$ 36,861.46	5/22/2013	10% Complete	-
STANISLAUS	CERES UNIFIED	LA ROSA ELEMENTARY	EL	\$ 781,696.00	\$ -	\$ -	3	\$ 260,565.33	-	-	12/15/2010	100% Complete	-
STANISLAUS	CERES UNIFIED	LA ROSA ELEMENTARY	EL	\$ 838,635.00	\$ -	\$ -	3	\$ 279,545.00	-	-	12/15/2010	90% Complete	-
STANISLAUS	CERES UNIFIED	LUCAS ELEMENTARY	EL	\$ 4,607,270.00	\$ 681,200.00	\$ 5,272,454.00	14	\$ 329,090.71	10.49	\$ 64,938.04	5/22/2013	65% Complete	-
STANISLAUS	CERES UNIFIED	LUCAS ELEMENTARY	EL	\$ 3,578,080.00	\$ -	\$ 3,578,080.00	12	\$ 298,173.33	10.49	\$ -	12/14/2011	30% Complete	-
STANISLAUS	CERES UNIFIED	LUCAS ELEMENTARY PHASE 3	EL	\$ 2,652,328.00	\$ -	\$ 2,509,184.00	10	\$ 265,232.80	10.49	\$ -	12/14/2011	30% Complete	-
STANISLAUS	CERES UNIFIED	M. ROBERT ADKISON ELEMENTARY	EL	\$ -	\$ 235,108.47	\$ 235,108.46	29	\$ -	11.26	\$ 20,879.97	1/25/2006	Closed	-
STANISLAUS	CERES UNIFIED	VIRGINIA PARK ELEMENTARY	EL	\$ 821,424.00	\$ -	\$ -	3	\$ 273,808.00	-	-	12/15/2010	100% Complete	-
STANISLAUS	CERES UNIFIED	WALT L. HANLINE ELEMENTARY	EL	\$ 7,690,599.00	\$ 486,373.00	\$ 8,176,972.00	32	\$ 240,331.22	9.02	\$ 53,921.62	5/22/2013	25% Complete	-
STANISLAUS	DENAIR UNIFIED	DENAIR ELEMENTARY	EL	\$ 837,471.00	\$ -	\$ -	3	\$ 279,157.00	-	-	3/26/2008	Closed	-
STANISLAUS	DENAIR UNIFIED	DENAIR MIDDLE	MI	\$ 7,611,966.00	\$ 32,003.00	\$ 5,119,985.00	17	\$ 447,762.71	18.23	\$ 1,755.51	4/28/2010	Closed	17,998
STANISLAUS	GRATTON ELEMENTARY	GRATTON ELEMENTARY	EL	\$ 925,464.00	\$ 81,313.00	\$ 952,527.75	3	\$ 308,488.00	3.00	\$ 27,104.33	12/14/2011	98% Complete	-
STANISLAUS	HUGHSON UNIFIED	HUGHSON ELEMENTARY	EL	\$ 520,500.00	\$ -	\$ -	1	\$ 520,500.00	-	-	2/27/2008	Closed	-
STANISLAUS	HUGHSON UNIFIED	ROSS (EMILIE J.) MIDDLE	MI	\$ 1,516,223.00	\$ -	\$ -	5	\$ 303,244.60	-	-	10/24/2007	100% Complete	-
STANISLAUS	KEYES UNION ELEMENTARY	KEYES ELEMENTARY	EL	\$ 2,109,900.00	\$ -	\$ -	8	\$ 263,737.50	-	-	8/4/2010	91% Complete	-
STANISLAUS	MODESTO CITY HIGH	GREGORY HIGH SEVERE CLASSROOM ADDITION	HI	\$ 1,152,006.00	\$ -	\$ -	3	\$ 384,302.00	70.29	\$ -	4/23/2008	100% Complete	-
STANISLAUS	NEWMAN-CROWS LANDING UNIFIED	CRESTIMBA HIGH	HI	\$ 3,943,570.00	\$ 8,372.00	\$ -	14	\$ 281,683.57	-	-	9/28/2005	Closed	-
STANISLAUS	NEWMAN-CROWS LANDING UNIFIED	YOLO MIDDLE	MI	\$ 622,247.00	\$ -	\$ -	2	\$ 311,123.50	-	-	1/25/2006	Closed	-
STANISLAUS	OAKDALE JOINT UNIFIED	OAKDALE HIGH	HI	\$ 3,563,593.00	\$ 3,963,877.00	\$ -	13	\$ 274,122.54	14.48	\$ 273,748.41	10/26/2005	100% Complete	-
STANISLAUS	OAKDALE JOINT UNIFIED	OAKDALE HIGH	HI	\$ 4,391,597.00	\$ -	\$ -	8	\$ 548,949.63	-	-	4/26/2006	Closed	-
STANISLAUS	OAKDALE JOINT UNIFIED	OAKDALE JUNIOR HIGH	MI	\$ 1,332,650.00	\$ -	\$ -	4	\$ 332,662.50	-	-	2/27/2008	Closed	-
STANISLAUS	OAKDALE JOINT UNIFIED	SIKKA ELEMENTARY	EL	\$ 1,374,618.00	\$ -	\$ -	7	\$ 196,374.00	-	-	9/28/2005	Closed	-
STANISLAUS	PATTERSON JOINT UNIFIED	APRICOT VALLEY	EL	\$ 33,482.00	\$ -	\$ -	34	\$ 984.76	11.50	\$ -	6/28/2006	Closed	-
STANISLAUS	PATTERSON JOINT UNIFIED	CREEKSIDE MIDDLE	MI	\$ 525,291.00	\$ -	\$ -	6	\$ 87,548.50	-	-	12/12/2007	Closed	-
STANISLAUS	PATTERSON JOINT UNIFIED	NEW MIDDLE SCHOOL	MI	\$ -	\$ 2,837.00	\$ -	46	\$ -	21.49	\$ 132.01	4/26/2006	100% Complete	-
STANISLAUS	PATTERSON JOINT UNIFIED	PATTERSON HIGH	HI	\$ 494,117.00	\$ -	\$ -	5	\$ 98,823.40	-	-	12/12/2007	Closed	-
STANISLAUS	PATTERSON JOINT UNIFIED	WALNUT GROVE MIDDLE SCHOOL	MI	\$ 7,817,567.00	\$ 3,342,203.00	\$ -	27	\$ 289,539.52	18.15	\$ 184,143.42	1/24/2007	75% Complete	-
STANISLAUS	RIVERBANK UNIFIED	ADLANTE CONTINUATION HIGH	HI	\$ 1,196,674.00	\$ 23,673.00								

ATTACHMENT C - PROPOSITION 55 NEW CONSTRUCTION PROJECTS

YEARLY REPORT ON THE STATE GENERAL OBLIGATION BOND MEASURE FOR THE SCHOOL FACILITY PROGRAM - 2014

*State construction funds represent the State match for the project minus site acquisition funds.

**Does not include site acquisition funds or financial hardship funds.

***Includes multi-purpose rooms, administrative facilities, gymnasiums, and libraries. Information not available for projects apportioned prior to January 2007.

County	District	School Name	Grade	State Construction Funds*	Site Acquisition	Financial Hardship	Classrooms	State Share Funds per Classroom**	Proposed Acres	Site Funds Per Acre	Last SAB Date	Status	Non-Classroom Facility Square Footage**
STANISLAUS	RIVERBANK UNIFIED	RIVERBANK ELEMENTARY	EL	\$ 6,473,051.00	\$ 39,744.00	\$ -	26	\$ 248,963.50	8.67	\$ 4,584.08	2/27/2008	Closed	29,755
STANISLAUS	ROBERTS FERRY UNION ELEMENTARY	ROBERTS FERRY UNION ELEMENTARY	MI	\$ 1,389,717.00	\$ -	\$ 1,315,950.00	1	\$ 1,389,717.00	-	-	12/14/2011	Funds Released	-
STANISLAUS	STANISLAUS COUNTY OFFICE OF EDUCATION	ALLARD COMMUNITY SCHOOL	HI	\$ 149,362.00	\$ -	\$ -	1	\$ 149,362.00	-	-	12/15/2005	Closed	-
STANISLAUS	STANISLAUS COUNTY OFFICE OF EDUCATION	ALLARD COMMUNITY SCHOOL	HI	\$ 136,725.00	\$ -	\$ 136,725.00	1	\$ 136,725.00	-	-	12/6/2006	Closed	-
STANISLAUS	STANISLAUS COUNTY OFFICE OF EDUCATION	Alternative Education #1	HI	\$ 2,410,996.00	\$ 905,840.00	\$ 3,298,916.00	7	\$ 344,428.00	3.53	\$ 256,611.90	5/22/2013	37% Complete	-
STANISLAUS	STANISLAUS COUNTY OFFICE OF EDUCATION	Alternative Education #3	MI	\$ 893,714.00	\$ -	\$ 893,714.00	3	\$ 297,904.67	3.00	\$ -	5/22/2013	5% Complete	-
STANISLAUS	STANISLAUS COUNTY OFFICE OF EDUCATION	HART-RANSOM ELEMENTARY	EL	\$ 77,167.00	\$ -	\$ -	1	\$ 77,167.00	-	-	9/24/2008	Closed	-
STANISLAUS	STANISLAUS COUNTY OFFICE OF EDUCATION	OAKDALE ALTERNATIVE EDUCATION HIGH SCHOOL	HI	\$ 2,226,277.00	\$ 127,500.50	\$ 2,326,765.50	7	\$ 318,039.57	4.90	\$ 26,020.51	2/23/2011	89% Complete	-
STANISLAUS	STANISLAUS COUNTY OFFICE OF EDUCATION	Patternson Special Education	HI	\$ 6,808,540.00	\$ -	\$ 6,808,421.00	10	\$ 680,854.00	-	-	6/27/2012	Funds Released	-
STANISLAUS	STANISLAUS COUNTY OFFICE OF EDUCATION	PATTERSON SPECIAL EDUCATION & ALTERNATIVE EDU	HI	\$ 1,728,023.00	\$ -	\$ 1,704,946.00	7	\$ 246,860.43	3.13	\$ -	12/14/2011	75% Complete	4,748
STANISLAUS	STANISLAUS COUNTY OFFICE OF EDUCATION	SPECIAL EDUCATION SCHOOL	HI	\$ 1,481,006.00	\$ -	\$ 1,481,006.00	6	\$ 246,834.33	-	-	12/15/2010	61% Complete	-
STANISLAUS	SYLVAN UNION ELEMENTARY	CROSSROADS ELEMENTARY	EL	\$ 5,241,634.00	\$ 1,345,921.00	\$ -	28	\$ 187,201.21	10.14	\$ 132,733.83	1/24/2007	Closed	-
STANISLAUS	SYLVAN UNION ELEMENTARY	DANIEL J. SAVAGE MIDDLE	MI	\$ 9,863,750.00	\$ 4,566,927.00	\$ -	40	\$ 247,093.75	18.41	\$ 248,067.73	1/24/2007	Closed	-
STANISLAUS	SYLVAN UNION ELEMENTARY	MARY ANN SANDERS ELEMENTARY	EL	\$ 6,972,225.00	\$ 298,289.00	\$ -	28	\$ 249,036.04	10.00	\$ 29,829.90	1/24/2007	Closed	-
STANISLAUS	TURLOCK UNIFIED	WALNUT ELEMENTARY	EL	\$ 9,532,507.00	\$ 682,155.00	\$ -	37	\$ 257,636.32	17.11	\$ 39,868.79	3/28/2007	Closed	14,558
STANISLAUS	VALLEY HOME JOINT ELEMENTARY	VALLEY HOME ELEMENTARY	EL	\$ 119,298.00	\$ -	\$ -	-	\$ -	-	-	2/22/2006	Closed	-
STANISLAUS	WATERFORD UNIFIED	MOON (RICHARD M) SCHOOL	EL	\$ 2,651,416.00	\$ 5,186.00	\$ -	14	\$ 189,386.86	8.10	\$ 640.25	5/24/2006	Closed	-
STANISLAUS County Totals				\$ 139,597,305.50	\$ 17,307,720.97	\$ 53,985,415.21							
SUTTER	BRITTAN ELEMENTARY	BRITTAN ELEMENTARY	EL	\$ 364,480.00	\$ -	\$ 281,945.00	8	\$ 45,560.00	-	-	6/27/2012	Funds Released	-
SUTTER	FRANKLIN ELEMENTARY	FRANKLIN ELEMENTARY	MI	\$ 143,566.00	\$ -	\$ -	1	\$ 143,566.00	-	-	7/27/2005	Closed	-
SUTTER	LIVE OAK UNIFIED	LIVE OAK HIGH	HI	\$ 4,657,982.00	\$ -	\$ -	14	\$ 332,713.00	-	-	12/14/2011	Funds Released	-
SUTTER	MARCOM-ILLINOIS UNION	MARCOM-ILLINOIS UNION ELEMENTARY	EL	\$ 464,484.00	\$ -	\$ 437,114.00	1	\$ 464,484.00	-	-	1/25/2006	Closed	-
SUTTER	NUESTRO ELEMENTARY	NUESTRO ELEMENTARY	EL	\$ 1,170,118.00	\$ -	\$ 1,169,530.00	2	\$ 585,059.00	-	-	1/24/2007	Closed	-
SUTTER	SUTTER UNION HIGH	SUTTER HIGH	HI	\$ 3,635,186.00	\$ -	\$ -	10	\$ 363,518.60	-	-	2/23/2011	100% Complete	-
SUTTER	SUTTER UNION HIGH	SUTTER HIGH	HI	\$ 2,014,497.00	\$ -	\$ -	-	\$ -	-	-	12/14/2011	100% Complete	-
SUTTER	YUBA CITY UNIFIED	BRIDGE STREET ELEMENTARY	EL	\$ 1,113,298.00	\$ -	\$ -	1	\$ 1,113,298.00	-	-	3/26/2008	Closed	5,362
SUTTER	YUBA CITY UNIFIED	BUITE VISTA ELEMENTARY	EL	\$ 5,716,137.00	\$ -	\$ -	28	\$ 204,147.75	-	-	9/28/2005	Closed	-
SUTTER	YUBA CITY UNIFIED	RIVERBEND ELEMENTARY	MI	\$ 12,941,987.00	\$ 462,419.00	\$ -	45	\$ 287,589.29	18.90	\$ 24,466.61	7/25/2007	Closed	36,521
SUTTER	YUBA CITY UNIFIED	RIVERBEND ELEMENTARY	EL	\$ 502,186.00	\$ -	\$ -	2	\$ 251,093.00	-	-	12/15/2010	100% Complete	-
SUTTER County Totals				\$ 32,723,038.00	\$ 462,419.00	\$ 1,888,589.00							
TEHAMA	PLUM VALLEY ELEMENTARY	PLUM VALLEY ELEMENTARY	EL	\$ 352,000.00	\$ -	\$ 352,000.00	4	\$ 88,000.00	5.81	\$ -	10/25/2006	Closed	-
TEHAMA	RED BLUFF JOINT UNION HIGH	RED BLUFF HIGH	HI	\$ 1,873,180.00	\$ -	\$ -	6	\$ 312,196.67	-	-	10/25/2006	Closed	-
TEHAMA	REEDS CREEK ELEMENTARY	REEDS CREEK ELEMENTARY	EL	\$ 280,020.00	\$ -	\$ 252,101.00	1	\$ 280,020.00	-	-	1/30/2008	5% Complete	-
TEHAMA	RICHFIELD ELEMENTARY	RICHFIELD ELEMENTARY	EL	\$ 911,198.00	\$ -	\$ 160,762.50	5	\$ 182,239.60	-	-	5/24/2006	Closed	-
TEHAMA	RICHFIELD ELEMENTARY	RICHFIELD ELEMENTARY	EL	\$ 255,136.00	\$ -	\$ 42,522.67	6	\$ 42,522.67	-	-	12/14/2011	Funds Released	-
TEHAMA	RICHFIELD ELEMENTARY	RICHFIELD ELEMENTARY	EL	\$ 4,506,595.00	\$ 201,928.00	\$ 4,099,443.63	8	\$ 563,324.38	10.00	\$ 20,192.80	4/22/2009	99% Complete	-
TEHAMA	TEHAMA COUNTY OFFICE OF EDUCATION	Lincoln Street	EL	\$ 1,059,950.00	\$ -	\$ 965,257.00	4	\$ 264,987.50	3.00	\$ -	5/22/2013	Funds Released	-
TEHAMA	TEHAMA COUNTY OFFICE OF EDUCATION	Palm Ave	EL	\$ 88,693.60	\$ -	\$ 88,693.60	2	\$ 44,346.80	10.00	\$ -	5/22/2013	Funds Released	-
TEHAMA	TEHAMA COUNTY OFFICE OF EDUCATION	SEVERE SDC SITE	EL	\$ 568,469.50	\$ -	\$ 473,777.50	12	\$ 47,377.46	10.00	\$ -	5/22/2013	Funds Released	-
TEHAMA County Totals				\$ 9,949,853.50	\$ 201,928.00	\$ 6,566,697.63							
TULARE	BUENA VISTA ELEMENTARY	BUENA VISTA ELEMENTARY	EL	\$ 842,053.00	\$ -	\$ 849,723.00	2	\$ 421,026.50	-	-	12/14/2011	90% Complete	-
TULARE	BURTON	BURTON ELEMENTARY	EL	\$ 67,009.00	\$ -	\$ 67,009.00	2	\$ 33,504.50	-	-	12/15/2010	52% Complete	-
TULARE	BURTON	JIM MAPLES ACADEMY	EL	\$ 261,367.00	\$ -	\$ -	1	\$ 261,367.00	-	-	1/24/2007	Closed	-
TULARE	BURTON	NEW ELEMENTARY-LOMBARDI	EL	\$ 888,910.00	\$ 572,161.00	\$ 1,103,302.31	34	\$ 26,144.41	9.50	\$ 60,227.47	4/25/2007	13% Complete	13,191
TULARE	BURTON	SUMMIT CHARTER ACADEMY REDWOOD CAMPUS	MI	\$ 6,179,067.00	\$ 333,106.00	\$ 5,676,405.79	21	\$ 294,241.29	21.50	\$ 15,493.30	1/24/2007	Closed	-
TULARE	BURTON	SUMMIT CHARTER ACADEMY REDWOOD CAMPUS	EL	\$ 148,219.00	\$ -	\$ 148,219.00	4	\$ 37,054.75	-	-	12/15/2010	46% Complete	-
TULARE	BURTON	WILLIAM R. BUCKLEY ELEMENTARY	EL	\$ 44,283.00	\$ -	\$ 44,283.00	1	\$ 44,283.00	-	-	12/15/2010	42% Complete	-
TULARE	CUTLER-OROSI JOINT UNIFIED	CUTLER ELEMENTARY	EL	\$ 689,969.00	\$ -	\$ 628,601.00	4	\$ 172,492.25	-	-	8/24/2011	Closed	-
TULARE	CUTLER-OROSI JOINT UNIFIED	EL MONTE JUNIOR HIGH	MI	\$ 3,887,257.00	\$ -	\$ 3,612,529.00	8	\$ 465,907.13	-	-	8/25/2010	Closed	-
TULARE	CUTLER-OROSI JOINT UNIFIED	EL MONTE JUNIOR UNIFIED	MI	\$ 1,202,642.00	\$ -	\$ 932,377.78	6	\$ 200,440.33	-	-	3/28/2007	100% Complete	-
TULARE	CUTLER-OROSI JOINT UNIFIED	OROSI HIGH	HI	\$ 4,442,465.00	\$ -	\$ 4,175,795.00	15	\$ 296,164.33	-	-	6/28/2006	Closed	-
TULARE	CUTLER-OROSI JOINT UNIFIED	PALM ELEMENTARY	EL	\$ 884,892.00	\$ -	\$ 822,080.00	4	\$ 221,223.00	-	-	10/29/2008	Closed	-
TULARE	DINUBA UNIFIED	DINUBA HIGH	HI	\$ 1,212,084.00	\$ -	\$ -	9	\$ 134,677.11	-	-	4/26/2006	Closed	-
TULARE	DINUBA UNIFIED	SIERRA VISTA HIGH	HI	\$ 489,759.00	\$ -	\$ -	4	\$ 122,439.75	-	-	8/24/2005	Closed	-
TULARE	DINUBA UNIFIED	WASHINGTON INTERMEDIATE	MI	\$ 199,666.00	\$ -	\$ -	2	\$ 99,833.00	-	-	6/28/2006	Closed	-
TULARE	DUCOR UNION ELEMENTARY	DUCOR UNION ELEMENTARY	EL	\$ 124,343.00	\$ -	\$ 59,880.00	4	\$ 31,085.75	-	-	6/27/2012	Funds Released	-
TULARE	EARLMARK ELEMENTARY	ALLIA ELEMENTARY	EL	\$ 225,284.00	\$ -	\$ -	4	\$ 56,321.00	-	-	1/24/2007	Closed	-
TULARE	FARMERSVILLE UNIFIED	FARMERSVILLE JUNIOR HIGH	MI	\$ 217,088.50	\$ -	\$ 217,088.50	8	\$ 27,135.56	-	-	10/24/2007	Funds Released	-
TULARE	FARMERSVILLE UNIFIED	FREEDOM ELEMENTARY	EL	\$ 2,033,958.00	\$ -	\$ 1,792,472.00	8	\$ 254,244.75	-	-	12/14/2011	Funds Released	-
TULARE	FARMERSVILLE UNIFIED	HOPE ELEMENTARY	EL	\$ 119,374.00	\$ -	\$ 106,039.00	3	\$ 39,791.33	-	-	1/30/2008	90% Complete	-
TULARE	FARMERSVILLE UNIFIED	LIBERTY ELEMENTARY	EL	\$ 5,590,320.00	\$ -	\$ 5,590,320.00	16	\$ 349,395.00	19.60	\$ -	12/14/2011	5% Complete	11,210
TULARE	LINDSAY UNIFIED	New High School	HI	\$ 1,244,120.00	\$ -	\$ 1,244,120.00	38	\$ 32,740.34	34.58	\$ -	4/26/2006	100% Complete	27,319
TULARE	MONSON-SULTANA JOINT UNION ELEMENTARY	MONSON-SULTANA ELEMENTARY	EL	\$ 130,369.00	\$ -	\$ 130,369.00	4	\$ 32,592.25	-	-	1/24/2007	100% Complete	-
TULARE	OAK VALLEY UNION ELEMENTARY	OAK VALLEY ELEMENTARY	EL	\$ 395,844.00	\$ -	\$ 628,272.00	9	\$ 43,982.67	-	-	6/27/2012	Funds Released	-
TULARE	PALO VERDE UNION ELEMENTARY	PALO VERDE ELEMENTARY	EL	\$ 308,487.00	\$ -	\$ -	3	\$ 102,829.00	-	-	2/28/2007	Closed	-
TULARE	PALO VERDE UNION ELEMENTARY	PALO VERDE ELEMENTARY	EL	\$ 2,962,665.00	\$ 521,966.00	\$ 3,889,615.00	7	\$ 423,237.86	9.51	\$ 54,886.01	6/27/2012	Funds Released	-
TULARE	PALM VALLEY UNION ELEMENTARY	NEW MIDDLE SCHOOL	MI	\$ 4,723,608.50	\$ 531,970.00	\$ 5,255,578.50	16	\$ 295,225.53	21.00	\$ 25,331.90	5/23/2007	100% Complete	10,770
TULARE	PLEASANT VIEW ELEMENTARY	PLEASANT VIEW ELEMENTARY	EL	\$ 127,988.00	\$ -	\$ -	2	\$ 63,994.00	-	-	6/22/2005	Closed	-
TULARE	PLEASANT VIEW ELEMENTARY	PLEASANT VIEW ELEMENTARY	EL	\$ 3,165,850.00	\$ 5,243.00	\$ 3,121,234.22	10	\$ 316,955.80	-	-	1/25/2006	Closed	-
TULARE	PORTERVILLE UNIFIED	HARMONY MAGNET ACADEMY	HI	\$ 11,520,855.00	\$ 190,000.00	\$ -	19	\$ 606,360.79	17.15	\$ 11,078.72	9/26/2007	100% Complete	26,607
TULARE	PORTERVILLE UNIFIED	SANTA FE ELEMENTARY	EL	\$ 1,157,427.00	\$ -	\$ -	5	\$ 231,485.40	-	-	2/27/2008	Funds Released	-
TULARE	SPRINGVILLE UNION ELEMENTARY	SPRINGVILLE ELEMENTARY	EL	\$ 1,122,238.00	\$ -	\$ -	1	\$ 1,122,238.00	-	-	5/22/2013	Apportioned	-
TULARE	STRATHMORE UNION ELEMENTARY	STRATHMORE ELEMENTARY	EL	\$ 72,223.00	\$ -	\$ -	5	\$ 14,444.60	-	-	1/25/2006	Closed	-
TULARE	STRATHMORE UNION ELEMENTARY	STRATHMORE ELEMENTARY	EL	\$ 220,450.00	\$ -	\$ 220,450.00	1	\$ 220,450.00	-	-	12/14/2011	100% Complete	-
TULARE	STRATHMORE UNION ELEMENTARY	STRATHMORE MIDDLE	MI	\$ 1,594,361.00	\$ -	\$ 1,450,395.00	8	\$ 199,295.13	-	-	6/28/2006	Closed	-
TULARE	SUNDALE UNION ELEMENTARY	SUNDALE ELEMENTARY	EL	\$ 879,138.00	\$ -	\$ 840,117.00	4	\$ 219,784.50	-	-	3/26/2008	Closed	-
TULARE	SUNDALE UNION ELEMENTARY	SUNDALE ELEMENTARY	EL	\$ 1,380,181.00</									

ATTACHMENT C - PROPOSITION 55 NEW CONSTRUCTION PROJECTS

YEARLY REPORT ON THE STATE GENERAL OBLIGATION BOND MEASURE FOR THE SCHOOL FACILITY PROGRAM - 2014

*State construction funds represent the State match for the project minus site acquisition funds.

**Does not include site acquisition funds or financial hardship funds.

***Includes multi-purpose rooms, administrative facilities, gymnasiums, and libraries. Information not available for projects apportioned prior to January 2007.

County	District	School Name	Grade	State Construction Funds*	Site Acquisition	Financial Hardship	Classrooms	State Share Funds per Classroom**	Proposed Acres	Site Funds Per Acre	Last SAB Date	Status	Non-Classroom Facility Square Footage**
TULARE	TERRA BELLA UNION ELEMENTARY	TERRA BELLA ELEMENTARY	EL	\$ 103,988.00	\$ -	\$ -	2	\$ 51,994.00	-	-	10/26/2005	Closed	-
TULARE	TERRA BELLA UNION ELEMENTARY	TERRA BELLA ELEMENTARY	EL	\$ 1,332,130.00	\$ -	\$ -	5	\$ 266,426.00	-	-	5/22/2013	Apportioned	-
TULARE	TULARE CITY ELEMENTARY	MISSION VALLEY ELEMENTARY	EL	\$ 7,900,890.00	\$ 217,386.00	\$ -	38	\$ 207,917.89	11.17	\$ 19,461.59	4/26/2006	Closed	-
TULARE	TULARE CITY ELEMENTARY	NEW SCHOOL	EL	\$ 12,854,332.00	\$ 152,723.00	\$ -	46	\$ 279,442.00	17.10	\$ 8,931.17	12/14/2011	24% Complete	41,625
TULARE	TULARE COUNTY OFFICE OF EDUCATION	OTP LEARNING CENTER	MI	\$ 681,578.00	\$ -	\$ 578,702.18	2	\$ 340,789.00	-	-	12/15/2010	Closed	-
TULARE	TULARE COUNTY OFFICE OF EDUCATION	SCICON SPECIAL EDUCATION CENTER	EL	\$ 1,053,368.50	\$ -	\$ 1,036,843.50	2	\$ 526,824.25	-	-	12/15/2010	95% Complete	-
TULARE	TULARE COUNTY OFFICE OF EDUCATION	WOODLAKE VALLEY MIDDLE	MI	\$ 280,955.00	\$ -	\$ 270,040.33	2	\$ 140,477.50	-	-	1/26/2011	Closed	-
TULARE	TULARE COUNTY OFFICE OF EDUCATION	YETTUM LEARNING CENTER	MI	\$ 432,585.90	\$ -	\$ 538,183.20	2	\$ 216,292.90	-	-	12/15/2010	Closed	-
TULARE	TULARE JOINT UNION HIGH	MISSION OAK HIGH	HI	\$ 21,142,732.00	\$ 515,158.00	\$ -	54	\$ 381,532.07	62.34	\$ 8,263.68	5/22/2013	Closed	94,535
TULARE	VISALIA UNIFIED	ANNIE R. MITCHELL	EL	\$ 8,812,217.00	\$ 288,330.00	\$ -	33	\$ 267,036.88	11.00	\$ 26,211.82	1/30/2008	100% Complete	8,820
TULARE	VISALIA UNIFIED	CRESTWOOD ELEMENTARY	EL	\$ 454,814.00	\$ -	\$ -	4	\$ 113,703.50	-	-	10/26/2005	Closed	-
TULARE	VISALIA UNIFIED	CROWLEY ELEMENTARY	EL	\$ 231,407.00	\$ -	\$ -	2	\$ 115,703.50	-	-	10/26/2005	Closed	-
TULARE	VISALIA UNIFIED	FAIRVIEW ELEMENTARY	EL	\$ 231,407.00	\$ -	\$ -	2	\$ 115,703.50	-	-	10/26/2005	Closed	-
TULARE	VISALIA UNIFIED	FOUR OREKS ELEMENTARY	EL	\$ 325,788.00	\$ -	\$ -	2	\$ 162,894.00	-	-	12/15/2005	Closed	-
TULARE	VISALIA UNIFIED	HERNANDEZ (MANUEL F.)	EL	\$ 8,432,684.00	\$ 877,968.00	\$ -	33	\$ 255,535.88	13.20	\$ 66,512.73	10/24/2007	Closed	12,137
TULARE	VISALIA UNIFIED	LA JOYA MIDDLE	MI	\$ 256,932.00	\$ -	\$ -	2	\$ 128,466.00	-	-	10/26/2005	Closed	-
TULARE	VISALIA UNIFIED	MT. WHITNEY HIGH	HI	\$ 511,581.00	\$ -	\$ -	3	\$ 170,527.00	-	-	1/24/2007	Closed	-
TULARE	VISALIA UNIFIED	REDWOOD HIGH	HI	\$ 583,117.00	\$ -	\$ -	2	\$ 276,558.50	-	-	1/24/2007	Closed	-
TULARE County Totals				\$ 127,576,304.30	\$ 4,206,011.00	\$ 46,802,127.31							
TUOLUMNE	COLUMBIA UNION ELEMENTARY	COLUMBIA ELEMENTARY	EL	\$ 9,540,827.50	\$ -	\$ 9,457,409.50	19	\$ 502,148.82	-	-	7/27/2005	Closed	-
TUOLUMNE	SOULSBYVILLE ELEMENTARY	SOULSBYVILLE ELEMENTARY	EL	\$ 3,793,158.00	\$ 278,952.00	\$ 3,132,457.98	8	\$ 474,144.75	1.80	\$ 154,973.33	8/24/2005	Closed	-
TUOLUMNE County Totals				\$ 13,333,985.50	\$ 278,952.00	\$ 12,589,867.48							
VENTURA	OAK PARK UNIFIED	OAK PARK HIGH	HI	\$ 889,574.40	\$ -	\$ -	4	\$ 222,393.60	-	-	6/22/2005	Closed	-
VENTURA	OCEAN VIEW ELEMENTARY	LAGUNA VISTA ELEMENTARY	EL	\$ 561,920.00	\$ -	\$ -	5	\$ 112,384.00	-	-	4/26/2006	Closed	-
VENTURA	OXNARD ELEMENTARY	CESAR CHAVEZ ELEMENTARY	EL	\$ 10,083,872.00	\$ -	\$ -	34	\$ 296,584.47	-	-	1/24/2007	Closed	-
VENTURA	OXNARD ELEMENTARY	COURN ELEMENTARY	EL	\$ 3,218,253.00	\$ -	\$ -	12	\$ 268,187.75	-	-	4/23/2007	Closed	-
VENTURA	OXNARD ELEMENTARY	DRIFFILL ELEMENTARY	EL	\$ 4,730,672.00	\$ -	\$ -	15	\$ 315,378.13	-	-	5/22/2013	Apportioned	-
VENTURA	OXNARD ELEMENTARY	DRIFFILL ELEMENTARY	EL	\$ 4,270,411.00	\$ -	\$ -	-	\$ -	9.00	\$ -	5/22/2013	Apportioned	-
VENTURA	OXNARD ELEMENTARY	KAMALA ELEMENTARY	EL	\$ 7,276,272.00	\$ -	\$ -	22	\$ 330,739.64	-	-	4/23/2007	Closed	-
VENTURA	RIO ELEMENTARY	RIO ROSALES	EL	\$ 5,864,029.00	\$ 846,962.00	\$ 2,852,329.56	28	\$ 209,429.61	6.00	\$ 141,160.33	6/22/2005	Closed	-
VENTURA	RIO ELEMENTARY	RIO VISTA SCHOOL	MI	\$ 702,648.00	\$ -	\$ -	4	\$ 175,662.00	-	-	12/14/2011	Funds Released	-
VENTURA	RIO ELEMENTARY	RIVERPARK EAST INTERMEDIATE SCHOOL	MI	\$ 7,567,077.00	\$ 14,254,519.00	\$ -	23	\$ 329,000.74	16.78	\$ 849,494.58	3/20/2013	Closed	36,480
VENTURA	VENTURA COUNTY OFFICE OF EDUCATION	Frank Intermediate Special Ed	MI	\$ 346,550.50	\$ -	\$ 346,550.50	9	\$ 38,505.61	-	-	3/28/2007	95% Complete	-
VENTURA County Totals				\$ 45,511,218.90	\$ 15,101,481.00	\$ 3,198,880.06							
YOLO	DAVIS JOINT UNIFIED	MARGUERITE MONTGOMERY ELEMENTARY	EL	\$ 4,129,758.00	\$ 385,000.00	\$ -	25	\$ 165,190.32	8.10	\$ 42,307.69	8/26/2007	Closed	17,044
YOLO	DAVIS JOINT UNIFIED	NEW JUNIOR HIGH SCHOOL (UNNAMED)	MI	\$ -	\$ 1,497,355.00	\$ -	40	\$ -	23.33	\$ 64,181.53	5/24/2006	Closed	-
YOLO	WASHINGTON UNIFIED	STONEGATE ELEMENTARY	EL	\$ 8,758,214.00	\$ 2,243,903.00	\$ -	33	\$ 265,400.42	10.76	\$ 208,541.17	5/22/2013	Closed	12,932
YOLO	WASHINGTON UNIFIED	STONEGATE ELEMENTARY	EL	\$ 723,799.00	\$ -	\$ -	3	\$ 241,266.33	-	-	4/23/2008	Closed	-
YOLO	WOODLAND JOINT UNIFIED	ZAMORA ELEMENTARY	EL	\$ 230,873.00	\$ -	\$ -	1	\$ 230,873.00	-	-	1/30/2008	Closed	-
YOLO County Totals				\$ 13,842,644.00	\$ 4,126,258.00	\$ -							
YUBA	MARYSVILLE JOINT UNIFIED	DOBBINS ELEMENTARY	EL	\$ 268,329.00	\$ -	\$ -	2	\$ 134,164.50	-	-	1/30/2008	100% Complete	-
YUBA	MARYSVILLE JOINT UNIFIED	ELLA ELEMENTARY	EL	\$ 3,135,975.00	\$ 48,216.00	\$ -	10	\$ 313,597.50	-	-	5/22/2013	Apportioned	-
YUBA	MARYSVILLE JOINT UNIFIED	JOHNSON PARK ELEMENTARY	EL	\$ 436,227.00	\$ -	\$ -	3	\$ 145,409.00	-	-	1/30/2008	Funds Released	-
YUBA	MARYSVILLE JOINT UNIFIED	JOHNSON PARK ELEMENTARY	EL	\$ 2,223,570.00	\$ 17,740.00	\$ -	8	\$ 277,946.25	-	-	12/14/2011	95% Complete	-
YUBA	MARYSVILLE JOINT UNIFIED	LINDHURST HIGH	HI	\$ 305,681.00	\$ -	\$ -	2	\$ 152,830.50	-	-	1/30/2008	100% Complete	-
YUBA	MARYSVILLE JOINT UNIFIED	LOMA RICA ELEMENTARY	EL	\$ 607,820.00	\$ -	\$ -	3	\$ 202,606.67	-	-	1/30/2008	100% Complete	-
YUBA	MARYSVILLE JOINT UNIFIED	MCKENNEY INTERMEDIATE	MI	\$ 327,534.00	\$ -	\$ -	4	\$ 81,883.50	-	-	1/30/2008	100% Complete	-
YUBA	MARYSVILLE JOINT UNIFIED	OLIVEHURST ELEMENTARY	EL	\$ 1,126,211.00	\$ -	\$ -	6	\$ 187,701.83	-	-	4/23/2008	Funds Released	-
YUBA	MARYSVILLE JOINT UNIFIED	OLIVEHURST ELEMENTARY	EL	\$ 2,067,017.00	\$ 7,837.00	\$ -	8	\$ 258,377.13	-	-	6/27/2012	Funds Released	-
YUBA	MARYSVILLE JOINT UNIFIED	SOUTH LINDHURST CONTINUATION HIGH	HI	\$ 280,666.00	\$ -	\$ -	1	\$ 280,666.00	-	-	1/30/2008	100% Complete	-
YUBA	MARYSVILLE JOINT UNIFIED	YUBA FEATHER ELEMENTARY	EL	\$ 1,844,489.00	\$ -	\$ -	6	\$ 307,414.50	-	-	3/28/2012	75% Complete	-
YUBA	PLUMAS ELEMENTARY	COBBLESTONE ELEMENTARY	EL	\$ 6,168,247.00	\$ 943,554.00	\$ -	23	\$ 268,184.65	8.00	\$ 117,944.25	4/23/2007	Closed	15,015
YUBA	PLUMAS ELEMENTARY	RIVERSIDE MEADOWS ELEMENTARY	EL	\$ 5,091,505.00	\$ 692,950.00	\$ -	23	\$ 221,369.78	10.00	\$ 69,235.00	8/24/2005	Closed	-
YUBA County Totals				\$ 23,883,261.00	\$ 1,709,697.00	\$ -							
New Construction Grand Totals				\$ 4,254,313,636.09	\$ 932,702,100.28	\$ 786,003,467.79							

ATTACHMENT D - PROPOSITION 55 MODERNIZATION PROJECTS										
YEARLY REPORT ON THE STATE GENERAL OBLIGATION BOND MEASURE FOR THE SCHOOL FACILITY PROGRAM - 2014										
County	District	School Name	Grade	State Modernization Funds	Site Acquisition	Financial Hardship	Classrooms	Last SAB Date	Status	
ALAMEDA	ALAMEDA CITY UNIFIED	ALAMEDA HIGH	HI	\$ 4,958,817.00	\$ -	\$ -	-	9/28/2005	Closed	
ALAMEDA	ALAMEDA CITY UNIFIED	EARHART (AMELIA) ELEMENTARY	EL	\$ 1,881,079.00	\$ -	\$ -	26	9/28/2005	Closed	
ALAMEDA	ALAMEDA CITY UNIFIED	HAIGHT ELEMENTARY	EL	\$ 2,105,858.00	\$ -	\$ -	21	2/22/2006	Closed	
ALAMEDA	ALAMEDA CITY UNIFIED	LINCOLN MIDDLE	MI	\$ 2,685,631.00	\$ -	\$ -	28	9/28/2005	90% Complete	
ALAMEDA	ALAMEDA CITY UNIFIED	MILLER (GEORGE P.) ELEMENTARY	EL	\$ 525,229.00	\$ -	\$ -	14	9/28/2005	Closed	
ALAMEDA	ALBANY UNIFIED	CORNELL ELEMENTARY	EL	\$ 2,399,535.00	\$ -	\$ -	13	5/25/2005	Closed	
ALAMEDA	ALBANY UNIFIED	MACGREGOR HIGH (CONT.)	HI	\$ 228,524.00	\$ -	\$ -	5	1/25/2006	Closed	
ALAMEDA	ALBANY UNIFIED	MARIN ELEMENTARY	EL	\$ 11,758.00	\$ -	\$ -	17	5/3/2005	Closed	
ALAMEDA	ALBANY UNIFIED	OCEAN VIEW ELEMENTARY	EL	\$ 1,953,357.00	\$ -	\$ -	20	1/25/2006	Closed	
ALAMEDA	BERKELEY UNIFIED	BERKELEY HIGH	HI	\$ 6,083,560.00	\$ -	\$ -	48	1/25/2006	Closed	
ALAMEDA	CAL. SCHOOL FOR THE BLIND	CAL. SCHOOL FOR THE BLIND	HI	\$ 2,245.00	\$ -	\$ -	31	5/3/2005	100% Complete	
ALAMEDA	CAL. SCHOOL FOR THE DEAF - FREMONT	CAL. SCHOOL FOR THE DEAF - FREMONT	EL	\$ 11,421.00	\$ -	\$ -	19	5/3/2005	Closed	
ALAMEDA	CASTRO VALLEY UNIFIED	CANYON MIDDLE	MI	\$ 2,820,334.00	\$ -	\$ -	31	10/26/2005	Closed	
ALAMEDA	CASTRO VALLEY UNIFIED	CASTRO VALLEY HIGH	HI	\$ 1,867,259.00	\$ -	\$ -	26	4/28/2004	Closed	
ALAMEDA	CASTRO VALLEY UNIFIED	CASTRO VALLEY HIGH	HI	\$ 927,208.00	\$ -	\$ -	13	3/22/2006	Closed	
ALAMEDA	CASTRO VALLEY UNIFIED	INDEPENDENT ELEMENTARY	EL	\$ 1,498,220.00	\$ -	\$ -	20	3/22/2006	Closed	
ALAMEDA	CASTRO VALLEY UNIFIED	PALOMARES ELEMENTARY	EL	\$ 563,342.00	\$ -	\$ -	4	3/22/2006	Closed	
ALAMEDA	CASTRO VALLEY UNIFIED	PROCTOR ELEMENTARY	EL	\$ 1,697,103.00	\$ -	\$ -	14	3/22/2006	Closed	
ALAMEDA	DUBLIN UNIFIED	DUBLIN ELEMENTARY	EL	\$ 16,507.00	\$ -	\$ -	26	2/23/2005	100% Complete	
ALAMEDA	DUBLIN UNIFIED	VALLEY HIGH	HI	\$ 12,800.00	\$ -	\$ -	12	2/23/2005	Closed	
ALAMEDA	FREMONT UNIFIED	AZEVEDA (JOSEPH) ELEMENTARY	EL	\$ 1,353,939.00	\$ -	\$ -	19	2/23/2005	Closed	
ALAMEDA	FREMONT UNIFIED	GOMES (JOHN M.) ELEMENTARY	EL	\$ 1,494,754.00	\$ -	\$ -	21	2/23/2005	Closed	
ALAMEDA	FREMONT UNIFIED	HOPKINS (WILLIAM) JUNIOR HIGH	MI	\$ 3,111,746.00	\$ -	\$ -	41	4/28/2004	Closed	
ALAMEDA	FREMONT UNIFIED	KENNEDY (JOHN F.) HIGH	HI	\$ 5,361,865.00	\$ -	\$ -	55	4/28/2004	Closed	
ALAMEDA	FREMONT UNIFIED	MALONEY (TOM) ELEMENTARY	EL	\$ 1,275,112.00	\$ -	\$ -	19	4/28/2004	Closed	
ALAMEDA	LIVERMORE VALLEY JOINT UNIFIED	ARROYO SECO ELEMENTARY	EL	\$ 999,093.00	\$ -	\$ -	10	4/28/2004	Closed	
ALAMEDA	LIVERMORE VALLEY JOINT UNIFIED	DEL VALLE CONTINUATION HIGH	HI	\$ 961,435.00	\$ -	\$ -	12	1/25/2006	Closed	
ALAMEDA	LIVERMORE VALLEY JOINT UNIFIED	MICHELL (JOE) ELEMENTARY	EL	\$ 1,452,490.00	\$ -	\$ -	21	2/22/2006	Closed	
ALAMEDA	LIVERMORE VALLEY JOINT UNIFIED	RANCHO LAS POSITAS ELEMENTARY	EL	\$ 1,424,347.00	\$ -	\$ -	10	2/23/2005	Closed	
ALAMEDA	LIVERMORE VALLEY JOINT UNIFIED	SMITH (EMMA C.) ELEMENTARY	EL	\$ 1,373,653.00	\$ -	\$ -	29	2/23/2005	Closed	
ALAMEDA	LIVERMORE VALLEY JOINT UNIFIED	WILLIAM MENDENHALL MIDDLE	MI	\$ 21,989.00	\$ -	\$ -	18	3/29/2005	Closed	
ALAMEDA	OAKLAND UNIFIED	BURCKHALTER ELEMENTARY	EL	\$ 1,242,625.00	\$ -	\$ -	12	2/23/2005	Closed	
ALAMEDA	OAKLAND UNIFIED	CASTLEMONT SENIOR HIGH	HI	\$ 2,090,299.00	\$ -	\$ -	15	12/15/2005	Closed	
ALAMEDA	OAKLAND UNIFIED	CLEVELAND ELEMENTARY	EL	\$ 1,572,889.00	\$ -	\$ -	13	4/26/2006	Closed	
ALAMEDA	OAKLAND UNIFIED	CROCKER HIGHLANDS ELEMENTARY	EL	\$ 13,957.00	\$ -	\$ -	18	5/3/2005	Closed	
ALAMEDA	OAKLAND UNIFIED	GARFIELD YEAR-ROUND ELEMENTARY	EL	\$ 3,955,860.00	\$ -	\$ -	39	12/15/2005	Closed	
ALAMEDA	OAKLAND UNIFIED	MANN (HORACE) ELEMENTARY	EL	\$ 2,317,517.00	\$ -	\$ -	14	3/22/2006	Closed	
ALAMEDA	OAKLAND UNIFIED	OAKLAND INTERNATIONAL HIGH	MI	\$ 1,762,072.00	\$ -	\$ -	16	4/26/2006	Closed	
ALAMEDA	OAKLAND UNIFIED	OAKLAND TECHNICAL SENIOR HIGH	HI	\$ 17,140,555.00	\$ -	\$ -	75	8/24/2005	Closed	
ALAMEDA	OAKLAND UNIFIED	PARKER ELEMENTARY	EL	\$ 2,555,049.00	\$ -	\$ -	18	2/23/2005	Closed	
ALAMEDA	OAKLAND UNIFIED	PIEDMONT AVENUE ELEMENTARY	EL	\$ 456,016.51	\$ -	\$ -	11	5/26/2004	Closed	
ALAMEDA	OAKLAND UNIFIED	STONEHURST ELEMENTARY	EL	\$ 2,568,823.00	\$ -	\$ -	36	8/4/2004	Closed	
ALAMEDA	PLEASANTON UNIFIED	DONLON ELEMENTARY	EL	\$ 2,559,597.00	\$ -	\$ -	35	6/22/2005	Closed	
ALAMEDA	PLEASANTON UNIFIED	LYDIKSEN ELEMENTARY	EL	\$ 1,755,933.00	\$ -	\$ -	20	9/28/2005	Closed	
ALAMEDA	PLEASANTON UNIFIED	VINTAGE HILLS ELEMENTARY	EL	\$ 387,776.00	\$ -	\$ -	-	10/26/2005	Closed	
ALAMEDA	SAN LEANDRO UNIFIED	BANCROFT JUNIOR HIGH	MI	\$ 259,657.00	\$ -	\$ -	39	3/22/2006	Closed	
ALAMEDA	SAN LEANDRO UNIFIED	JEFFERSON ELEMENTARY	EL	\$ 2,055,225.00	\$ -	\$ -	18	5/3/2005	Closed	
ALAMEDA	SAN LEANDRO UNIFIED	MADISON ELEMENTARY	EL	\$ 880,325.00	\$ -	\$ -	23	2/22/2006	Closed	
ALAMEDA	SAN LEANDRO UNIFIED	MUIR (JOHN) JUNIOR HIGH	MI	\$ 864,297.00	\$ -	\$ -	53	3/22/2006	Closed	
ALAMEDA	SAN LEANDRO UNIFIED	ROOSEVELT ELEMENTARY	EL	\$ 415,467.00	\$ -	\$ -	-	3/22/2006	Closed	
ALAMEDA	SAN LEANDRO UNIFIED	SAN LEANDRO HIGH	HI	\$ 1,037,482.00	\$ -	\$ -	12	8/24/2005	Closed	
ALAMEDA	SAN LEANDRO UNIFIED	SAN LEANDRO HIGH	HI	\$ 1,296,469.00	\$ -	\$ -	6	3/22/2006	Closed	
ALAMEDA County Totals				\$ 98,268,100.51	\$ -	\$ -				
BUTTE	OROVILLE UNION HIGH	LAS PLUMAS HIGH	HI	\$ 5,533,998.00	\$ -	\$ 3,501,579.51	32	5/22/2013	Closed	
BUTTE	OROVILLE UNION HIGH	OROVILLE HIGH	HI	\$ 1,295,755.00	\$ -	\$ 856,586.25	3	8/24/2005	Closed	
BUTTE	OROVILLE UNION HIGH	PROSPECT HIGH	HI	\$ 593,889.00	\$ -	\$ 395,926.00	3	8/24/2005	Closed	
BUTTE County Totals				\$ 7,423,642.00	\$ -	\$ 4,754,091.76				
CALAVERAS	CALAVERAS UNIFIED	CALAVERAS HIGH	HI	\$ 16,210.00	\$ -	\$ -	15	3/29/2005	Closed	

ATTACHMENT D - PROPOSITION 55 MODERNIZATION PROJECTS										
YEARLY REPORT ON THE STATE GENERAL OBLIGATION BOND MEASURE FOR THE SCHOOL FACILITY PROGRAM - 2014										
County	District	School Name	Grade	State Modernization Funds	Site Acquisition	Financial Hardship	Classrooms	Last SAB Date	Status	
CALAVERAS	CALAVERAS UNIFIED	WEST POINT ELEMENTARY	EL	\$ 9,600.00	\$ -	\$ -	10	3/29/2005	Closed	
CALAVERAS County Totals				\$ 25,810.00	\$ -	\$ -				
COLUSA	MAXWELL UNIFIED	MAXWELL ELEMENTARY	EL	\$ 12,800.00	\$ -	\$ -	24	2/23/2005	Closed	
COLUSA	MAXWELL UNIFIED	MAXWELL HIGH	HI	\$ 12,800.00	\$ -	\$ -	17	2/23/2005	Closed	
COLUSA	PIERCE JOINT UNIFIED	GRAND ISLAND ELEMENTARY	EL	\$ 77,374.00	\$ -	\$ -	4	3/30/2005	Closed	
COLUSA County Totals				\$ 102,974.00	\$ -	\$ -				
CONTRA COSTA	ACALANES UNION HIGH	ACALANES HIGH	HI	\$ 1,459,778.00	\$ -	\$ -	2	5/3/2005	Closed	
CONTRA COSTA	ACALANES UNION HIGH	CAMPOLINDO HIGH	HI	\$ 1,796,039.00	\$ -	\$ -	57	10/26/2005	Closed	
CONTRA COSTA	ANTIOCH UNIFIED	BIDWELL CONTINUATION HIGH	HI	\$ 152,496.00	\$ -	\$ 101,664.00	29	1/25/2006	100% Complete	
CONTRA COSTA	ANTIOCH UNIFIED	BIDWELL ELEMENTARY	EL	\$ -	\$ -	\$ 47,537.10	-	5/24/2006	Funds Released	
CONTRA COSTA	ANTIOCH UNIFIED	FREMONT ELEMENTARY	EL	\$ 2,149,681.00	\$ -	\$ 1,433,121.00	26	4/27/2011	Closed	
CONTRA COSTA	ANTIOCH UNIFIED	LIVE OAK HIGH	HI	\$ 931,208.00	\$ -	\$ 620,806.00	1	5/22/2013	Closed	
CONTRA COSTA	ANTIOCH UNIFIED	MARSH ELEMENTARY	EL	\$ 1,214,074.00	\$ -	\$ 809,383.00	29	2/22/2012	Closed	
CONTRA COSTA	ANTIOCH UNIFIED	MISSION ELEMENTARY	EL	\$ 2,215,202.00	\$ -	\$ 1,476,802.00	34	4/27/2011	Closed	
CONTRA COSTA	ANTIOCH UNIFIED	SUTTER ELEMENTARY	EL	\$ 2,387,018.00	\$ -	\$ 1,591,346.00	26	4/27/2011	Closed	
CONTRA COSTA	ANTIOCH UNIFIED	TURNER ELEMENTARY	EL	\$ 2,073,674.00	\$ -	\$ 1,382,450.00	26	4/27/2011	Closed	
CONTRA COSTA	MARTINEZ UNIFIED	VICENTE MARTINEZ HIGH (CONT.)	HI	\$ 456,846.00	\$ -	\$ -	6	4/26/2006	Closed	
CONTRA COSTA	MT. DIABLO UNIFIED	AYERS ELEMENTARY	EL	\$ 8,106.00	\$ -	\$ -	24	5/3/2005	Closed	
CONTRA COSTA	MT. DIABLO UNIFIED	BANCROFT ELEMENTARY	EL	\$ 1,580,881.00	\$ -	\$ -	26	3/30/2005	Closed	
CONTRA COSTA	MT. DIABLO UNIFIED	BEL AIR ELEMENTARY	EL	\$ 1,453,974.00	\$ -	\$ -	31	3/30/2005	Closed	
CONTRA COSTA	MT. DIABLO UNIFIED	CAMBRIDGE ELEMENTARY	EL	\$ 1,815,812.00	\$ -	\$ -	24	3/30/2005	Closed	
CONTRA COSTA	MT. DIABLO UNIFIED	CLAYTON VALLEY HIGH	HI	\$ 4,318,016.00	\$ -	\$ -	68	3/30/2005	Closed	
CONTRA COSTA	MT. DIABLO UNIFIED	COLLEGE PARK HIGH	HI	\$ 3,200,855.00	\$ -	\$ -	58	3/30/2005	Closed	
CONTRA COSTA	MT. DIABLO UNIFIED	CONCORD HIGH	HI	\$ 5,663,892.00	\$ -	\$ -	53	3/30/2005	Closed	
CONTRA COSTA	MT. DIABLO UNIFIED	EL DORADO INTERMEDIATE	MI	\$ 1,970,107.65	\$ -	\$ -	46	3/30/2005	Closed	
CONTRA COSTA	MT. DIABLO UNIFIED	EL MONTE ELEMENTARY	EL	\$ 1,693,905.00	\$ -	\$ -	31	3/30/2005	Closed	
CONTRA COSTA	MT. DIABLO UNIFIED	FAIR OAKS ELEMENTARY	EL	\$ 1,474,484.00	\$ -	\$ -	21	3/30/2005	Closed	
CONTRA COSTA	MT. DIABLO UNIFIED	FOOTHILL MIDDLE	MI	\$ 3,041,046.00	\$ -	\$ -	37	3/30/2005	Closed	
CONTRA COSTA	MT. DIABLO UNIFIED	GLENBROOK MIDDLE	MI	\$ 1,996,929.00	\$ -	\$ -	32	2/28/2007	Closed	
CONTRA COSTA	MT. DIABLO UNIFIED	GREGORY GARDENS ELEMENTARY	EL	\$ 1,624,546.00	\$ -	\$ -	31	3/30/2005	Closed	
CONTRA COSTA	MT. DIABLO UNIFIED	HIDDEN VALLEY ELEMENTARY	EL	\$ 21,166.00	\$ -	\$ -	46	5/3/2005	Closed	
CONTRA COSTA	MT. DIABLO UNIFIED	HIGHLANDS ELEMENTARY	EL	\$ 2,383,322.00	\$ -	\$ -	36	3/30/2005	Closed	
CONTRA COSTA	MT. DIABLO UNIFIED	HOLBROOK ELEMENTARY	EL	\$ 19,914.00	\$ -	\$ -	27	3/30/2005	Closed	
CONTRA COSTA	MT. DIABLO UNIFIED	MEADOW HOMES ELEMENTARY	EL	\$ 2,288,476.00	\$ -	\$ -	30	3/30/2005	Closed	
CONTRA COSTA	MT. DIABLO UNIFIED	MONTE GARDENS ELEMENTARY	EL	\$ 1,758,197.00	\$ -	\$ -	27	5/3/2005	Closed	
CONTRA COSTA	MT. DIABLO UNIFIED	MOUNTAIN VIEW ELEMENTARY	EL	\$ 1,906,308.00	\$ -	\$ -	33	3/30/2005	Closed	
CONTRA COSTA	MT. DIABLO UNIFIED	MT. DIABLO ELEMENTARY	EL	\$ 2,488,352.00	\$ -	\$ -	38	3/30/2005	Closed	
CONTRA COSTA	MT. DIABLO UNIFIED	MT. DIABLO HIGH	HI	\$ 7,874,653.00	\$ -	\$ -	63	7/27/2005	Closed	
CONTRA COSTA	MT. DIABLO UNIFIED	NORTHGATE HIGH	HI	\$ 2,685,419.00	\$ -	\$ -	51	3/30/2005	Closed	
CONTRA COSTA	MT. DIABLO UNIFIED	OAK GROVE MIDDLE	MI	\$ 2,894,228.00	\$ -	\$ -	40	3/30/2005	Closed	
CONTRA COSTA	MT. DIABLO UNIFIED	OLYMPIC CONTINUATION HIGH	HI	\$ 1,043,312.00	\$ -	\$ -	19	3/30/2005	Closed	
CONTRA COSTA	MT. DIABLO UNIFIED	PINE HOLLOW INTERMEDIATE	MI	\$ 22,427.00	\$ -	\$ -	35	3/30/2005	Closed	
CONTRA COSTA	MT. DIABLO UNIFIED	PLEASANT HILL ELEMENTARY	EL	\$ 2,346,313.00	\$ -	\$ -	30	3/30/2005	Closed	
CONTRA COSTA	MT. DIABLO UNIFIED	PLEASANT HILL MIDDLE	MI	\$ 19,156.00	\$ -	\$ -	50	5/3/2005	Closed	
CONTRA COSTA	MT. DIABLO UNIFIED	RIO VISTA ELEMENTARY	EL	\$ 2,097,666.00	\$ -	\$ -	24	3/30/2005	Closed	
CONTRA COSTA	MT. DIABLO UNIFIED	RIVERVIEW MIDDLE	MI	\$ 1,882,942.00	\$ -	\$ -	41	3/30/2005	Closed	
CONTRA COSTA	MT. DIABLO UNIFIED	SEQUOIA ELEMENTARY	EL	\$ 1,613,617.00	\$ -	\$ -	27	3/30/2005	Closed	
CONTRA COSTA	MT. DIABLO UNIFIED	SEQUOIA MIDDLE	MI	\$ 2,611,862.00	\$ -	\$ -	26	3/30/2005	Closed	
CONTRA COSTA	MT. DIABLO UNIFIED	SHADELANDS (SPECIAL EDUCATION)	EL	\$ 1,014,819.00	\$ -	\$ -	10	4/26/2006	Closed	
CONTRA COSTA	MT. DIABLO UNIFIED	SHORE ACRES ELEMENTARY	EL	\$ 2,695,779.00	\$ -	\$ -	23	3/30/2005	Closed	
CONTRA COSTA	MT. DIABLO UNIFIED	SILVERWOOD ELEMENTARY	EL	\$ 1,517,160.00	\$ -	\$ -	23	4/26/2006	Closed	
CONTRA COSTA	MT. DIABLO UNIFIED	SUN TERRACE ELEMENTARY	EL	\$ 1,671,156.00	\$ -	\$ -	31	3/30/2005	Closed	
CONTRA COSTA	MT. DIABLO UNIFIED	SUNRISE (SPECIAL EDUCATION)	EL	\$ 468,836.00	\$ -	\$ -	8	4/26/2006	Closed	
CONTRA COSTA	MT. DIABLO UNIFIED	VALHALLA ELEMENTARY	EL	\$ 1,860,251.00	\$ -	\$ -	29	3/30/2005	Closed	
CONTRA COSTA	MT. DIABLO UNIFIED	VALLE VERDE ELEMENTARY	EL	\$ 1,668,455.00	\$ -	\$ -	27	3/30/2005	Closed	
CONTRA COSTA	MT. DIABLO UNIFIED	VALLEY VIEW MIDDLE	MI	\$ 15,915.00	\$ -	\$ -	37	5/3/2005	Closed	
CONTRA COSTA	MT. DIABLO UNIFIED	WALNUT ACRES ELEMENTARY	EL	\$ 1,990,777.00	\$ -	\$ -	29	3/30/2005	Closed	
CONTRA COSTA	MT. DIABLO UNIFIED	WESTWOOD ELEMENTARY	EL	\$ 1,141,618.00	\$ -	\$ -	24	4/26/2006	Closed	
CONTRA COSTA	MT. DIABLO UNIFIED	WOODSIDE ELEMENTARY	EL	\$ 1,186,434.00	\$ -	\$ -	29	3/30/2005	Closed	

ATTACHMENT D - PROPOSITION 55 MODERNIZATION PROJECTS										
YEARLY REPORT ON THE STATE GENERAL OBLIGATION BOND MEASURE FOR THE SCHOOL FACILITY PROGRAM - 2014										
County	District	School Name	Grade	State Modernization Funds	Site Acquisition	Financial Hardship	Classrooms	Last SAB Date	Status	
CONTRA COSTA	MT. DIABLO UNIFIED	WREN AVENUE ELEMENTARY	EL	\$ 1,941,699.00	\$ -	\$ -	27	3/30/2005	Closed	
CONTRA COSTA	MT. DIABLO UNIFIED	YGNACIO VALLEY ELEMENTARY	EL	\$ 1,311,695.00	\$ -	\$ -	27	3/30/2005	Closed	
CONTRA COSTA	MT. DIABLO UNIFIED	YGNACIO VALLEY HIGH	HI	\$ 3,849,950.00	\$ -	\$ -	81	3/30/2005	Closed	
CONTRA COSTA	SAN RAMON VALLEY UNIFIED	ARMSTRONG (NEIL A.) ELEMENTARY	EL	\$ 19,385.00	\$ -	\$ -	19	3/29/2005	Closed	
CONTRA COSTA	SAN RAMON VALLEY UNIFIED	BALDWIN (JOHN) ELEMENTARY	EL	\$ 1,807,630.00	\$ -	\$ -	24	2/22/2006	Closed	
CONTRA COSTA	SAN RAMON VALLEY UNIFIED	BOLLINGER CANYON ELEMENTARY	EL	\$ 825,800.00	\$ -	\$ -	25	2/22/2006	Closed	
CONTRA COSTA	SAN RAMON VALLEY UNIFIED	CALIFORNIA HIGH	HI	\$ 6,663,704.00	\$ -	\$ -	55	2/22/2006	Closed	
CONTRA COSTA	SAN RAMON VALLEY UNIFIED	GREENBROOK ELEMENTARY	EL	\$ 1,888,977.00	\$ -	\$ -	31	2/22/2006	Closed	
CONTRA COSTA	SAN RAMON VALLEY UNIFIED	MONTAIR ELEMENTARY	EL	\$ 19,826.00	\$ -	\$ -	25	3/29/2005	Closed	
CONTRA COSTA	SAN RAMON VALLEY UNIFIED	SAN RAMON VALLEY HIGH	HI	\$ 947,770.00	\$ -	\$ -	3	2/22/2006	Closed	
CONTRA COSTA	SAN RAMON VALLEY UNIFIED	VISTA GRANDE ELEMENTARY	EL	\$ 1,116,480.00	\$ -	\$ -	25	2/22/2006	Closed	
CONTRA COSTA	SAN RAMON VALLEY UNIFIED	WALT DISNEY ELEMENTARY	EL	\$ 19,202.00	\$ -	\$ -	21	3/29/2005	Closed	
CONTRA COSTA	WEST CONTRA COSTA UNIFIED	BAYVIEW ELEMENTARY	EL	\$ 121,519.00	\$ -	\$ -	32	2/23/2005	Closed	
CONTRA COSTA	WEST CONTRA COSTA UNIFIED	ELLERHORST ELEMENTARY	EL	\$ 1,293,703.00	\$ -	\$ -	24	2/23/2005	Closed	
CONTRA COSTA	WEST CONTRA COSTA UNIFIED	HARDING ELEMENTARY	EL	\$ 21,009.00	\$ -	\$ -	11	3/29/2005	Closed	
CONTRA COSTA	WEST CONTRA COSTA UNIFIED	KENSINGTON ELEMENTARY	EL	\$ 1,226,485.00	\$ -	\$ -	26	2/23/2005	Closed	
CONTRA COSTA	WEST CONTRA COSTA UNIFIED	LINCOLN ELEMENTARY	EL	\$ 9,600.00	\$ -	\$ -	17	3/29/2005	Closed	
CONTRA COSTA	WEST CONTRA COSTA UNIFIED	LUPINE HILLS ELEMENTARY	EL	\$ 18,065.00	\$ -	\$ -	14	3/29/2005	Closed	
CONTRA COSTA	WEST CONTRA COSTA UNIFIED	MADERA ELEMENTARY	EL	\$ 19,164.00	\$ -	\$ -	14	3/30/2005	Closed	
CONTRA COSTA	WEST CONTRA COSTA UNIFIED	MIRA VISTA ELEMENTARY	EL	\$ 1,458,948.00	\$ -	\$ -	23	2/23/2005	Closed	
CONTRA COSTA	WEST CONTRA COSTA UNIFIED	MONTALVIN MANOR ELEMENTARY	EL	\$ 9,600.00	\$ -	\$ -	18	3/29/2005	Closed	
CONTRA COSTA	WEST CONTRA COSTA UNIFIED	MURPHY ELEMENTARY	EL	\$ 1,525,866.00	\$ -	\$ -	23	2/23/2005	Closed	
CONTRA COSTA	WEST CONTRA COSTA UNIFIED	PERES ELEMENTARY	EL	\$ 20,273.00	\$ -	\$ -	18	3/30/2005	Closed	
CONTRA COSTA	WEST CONTRA COSTA UNIFIED	RIVERSIDE ELEMENTARY	EL	\$ 18,763.00	\$ -	\$ -	21	3/30/2005	Closed	
CONTRA COSTA	WEST CONTRA COSTA UNIFIED	SHELDON ELEMENTARY	EL	\$ 322,895.00	\$ -	\$ -	25	2/23/2005	Closed	
CONTRA COSTA	WEST CONTRA COSTA UNIFIED	STEWART ELEMENTARY	EL	\$ 18,064.00	\$ -	\$ -	16	3/29/2005	Closed	
CONTRA COSTA	WEST CONTRA COSTA UNIFIED	TARA HILLS ELEMENTARY	EL	\$ 1,436,071.00	\$ -	\$ -	23	2/23/2005	Closed	
CONTRA COSTA	WEST CONTRA COSTA UNIFIED	VERDE ELEMENTARY	EL	\$ 18,584.00	\$ -	\$ -	17	3/30/2005	Closed	
CONTRA COSTA	WEST CONTRA COSTA UNIFIED	WASHINGTON ELEMENTARY	EL	\$ 2,086,640.00	\$ -	\$ -	23	2/23/2005	Closed	
CONTRA COSTA County Totals				\$ 125,904,466.65	\$ -	\$ 7,463,109.10				
EL DORADO	CAMINO UNION ELEMENTARY	CAMINO ELEMENTARY	EL	\$ 521,689.00	\$ -	\$ 340,897.00	2	2/23/2005	Closed	
EL DORADO	EL DORADO UNION HIGH	EL DORADO HIGH	HI	\$ 828,698.00	\$ -	\$ -	7	8/24/2005	Closed	
EL DORADO	RESCUE UNION ELEMENTARY	JACKSON ELEMENTARY	EL	\$ 1,339,431.00	\$ -	\$ -	17	8/24/2005	Closed	
EL DORADO County Totals				\$ 2,689,818.00	\$ -	\$ 340,897.00				
FRESNO	CLOVIS UNIFIED	KASTNER INTERMEDIATE	MI	\$ 2,884,725.00	\$ -	\$ -	35	1/25/2006	Closed	
FRESNO	CLOVIS UNIFIED	MIRAMONTE ELEMENTARY	EL	\$ 1,413,063.00	\$ -	\$ -	23	8/4/2004	Closed	
FRESNO	CLOVIS UNIFIED	TEMPERANCE-KUTNER ELEMENTARY	EL	\$ 478,187.00	\$ -	\$ -	5	2/22/2006	Closed	
FRESNO	FRESNO COUNTY OFFICE OF EDUCATION	MONTE VISTA	EL	\$ 51,704.00	\$ -	\$ 34,469.00	8	7/27/2005	Closed	
FRESNO	FRESNO COUNTY OFFICE OF EDUCATION	SUTHERLAND CENTER	HI	\$ 67,075.00	\$ -	\$ 44,717.00	8	7/27/2005	Closed	
FRESNO	FRESNO COUNTY OFFICE OF EDUCATION	TEILMAN COMMUNITY DAY	HI	\$ 521.00	\$ -	\$ 347.00	7	5/3/2005	Closed	
FRESNO	KINGS CANYON JOINT UNIFIED	DUNLAP ELEMENTARY	EL	\$ 9,600.00	\$ -	\$ -	6	2/23/2005	Closed	
FRESNO	KINGS CANYON JOINT UNIFIED	NAVELENCIA MIDDLE	MI	\$ 363,479.00	\$ -	\$ -	4	2/23/2005	Closed	
FRESNO	LATON JOINT UNIFIED	LATON ELEMENTARY	EL	\$ 1,200,222.00	\$ -	\$ -	21	3/30/2005	Closed	
FRESNO	MENDOTA UNIFIED	MCCABE ELEMENTARY	EL	\$ 40,197.00	\$ -	\$ -	12	4/28/2004	Closed	
FRESNO	MENDOTA UNIFIED	MCCABE JUNIOR HIGH	MI	\$ 89,424.00	\$ -	\$ -	15	4/28/2004	Closed	
FRESNO	SANGER UNIFIED	JEFFERSON ELEMENTARY	EL	\$ 9,600.00	\$ -	\$ 6,400.00	8	2/23/2005	Closed	
FRESNO	SANGER UNIFIED	KINGS RIVER HIGH	HI	\$ 9,600.00	\$ -	\$ 6,400.00	2	2/23/2005	Closed	
FRESNO	SANGER UNIFIED	LINCOLN ELEMENTARY	EL	\$ 9,600.00	\$ -	\$ 6,400.00	-	2/23/2005	Closed	
FRESNO	SANGER UNIFIED	LONE STAR ELEMENTARY	EL	\$ 9,600.00	\$ -	\$ 6,400.00	8	2/23/2005	Closed	
FRESNO	SANGER UNIFIED	MADISON ELEMENTARY	EL	\$ 9,600.00	\$ -	\$ 6,400.00	4	2/23/2005	Closed	
FRESNO	SANGER UNIFIED	SANGER HIGH	HI	\$ 24,808.00	\$ -	\$ 16,539.00	20	2/23/2005	Closed	
FRESNO	SANGER UNIFIED	WASH (JOHN S.) ELEMENTARY	EL	\$ 9,600.00	\$ -	\$ -	10	8/25/2010	Closed	
FRESNO	SANGER UNIFIED	WASHINGTON JUNIOR HIGH	MI	\$ 12,321.00	\$ -	\$ 8,215.00	23	2/23/2005	Closed	
FRESNO	SANGER UNIFIED	WILSON ELEMENTARY	EL	\$ 14,212.00	\$ -	\$ -	14	8/25/2010	Closed	
FRESNO	WASHINGTON COLONY ELEMENTARY	WASHINGTON COLONY ELEMENTARY	EL	\$ 9,703.00	\$ -	\$ -	6	2/23/2005	Closed	
FRESNO County Totals				\$ 6,716,841.00	\$ -	\$ 136,287.00				
GLENN	GLENN COUNTY OFFICE OF EDUCATION	HAMILTON ELEMENTARY	HI	\$ 137,102.00	\$ -	\$ 98,749.00	2	10/26/2005	99% Complete	

ATTACHMENT D - PROPOSITION 55 MODERNIZATION PROJECTS										
YEARLY REPORT ON THE STATE GENERAL OBLIGATION BOND MEASURE FOR THE SCHOOL FACILITY PROGRAM - 2014										
County	District	School Name	Grade	State Modernization Funds	Site Acquisition	Financial Hardship	Classrooms	Last SAB Date	Status	
GLENN	HAMILTON UNIFIED	HAMILTON HIGH	HI	\$ 1,083,197.00	\$ -	\$ 794,146.00	12	2/23/2005	Closed	
GLENN County Totals				\$ 1,220,299.00	\$ -	\$ 892,895.00				
HUMBOLDT	ARCATA ELEMENTARY	SUNSET ELEMENTARY	EL	\$ 93,565.00	\$ -	\$ -	9	4/28/2004	Closed	
HUMBOLDT	EUREKA CITY UNIFIED	BIRNEY (ALICE) ELEMENTARY	EL	\$ 1,481,416.00	\$ -	\$ -	14	5/25/2005	Closed	
HUMBOLDT	EUREKA CITY UNIFIED	EUREKA SENIOR HIGH	HI	\$ 10,748,355.00	\$ -	\$ -	77	4/26/2006	Closed	
HUMBOLDT	EUREKA CITY UNIFIED	EUREKA SENIOR HIGH	HI	\$ 2,177,749.00	\$ -	\$ -	-	2/22/2006	Closed	
HUMBOLDT	EUREKA CITY UNIFIED	GRANT ELEMENTARY	EL	\$ 931,279.00	\$ -	\$ -	7	7/27/2005	Closed	
HUMBOLDT	EUREKA CITY UNIFIED	HUMBOLDT BAY HIGH (CONT.)	HI	\$ 339,297.00	\$ -	\$ -	4	4/26/2006	Closed	
HUMBOLDT	EUREKA CITY UNIFIED	LAFAYETTE ELEMENTARY	EL	\$ 959,840.00	\$ -	\$ -	8	5/3/2005	Closed	
HUMBOLDT	EUREKA CITY UNIFIED	WASHINGTON ELEMENTARY	EL	\$ 1,139,023.00	\$ -	\$ -	15	5/3/2005	Closed	
HUMBOLDT	EUREKA CITY UNIFIED	WINSHIP JUNIOR HIGH	MI	\$ 1,953,616.00	\$ -	\$ -	21	5/25/2005	Closed	
HUMBOLDT	EUREKA CITY UNIFIED	ZANE (CATHERINE L.) JUNIOR HIGH	MI	\$ 2,295,226.00	\$ -	\$ -	30	5/25/2005	Closed	
HUMBOLDT	FIELDBROOK ELEMENTARY	FIELDBROOK ELEMENTARY	EL	\$ 9,600.00	\$ -	\$ -	8	2/23/2005	Closed	
HUMBOLDT	FORTUNA UNION ELEMENTARY	SOUTH FORTUNA ELEMENTARY	EL	\$ 657,358.00	\$ -	\$ -	8	10/26/2005	Closed	
HUMBOLDT	NORTHERN HUMBOLDT UNION HIGH	MCKINLEYVILLE HIGH	HI	\$ 28,627.00	\$ -	\$ -	37	2/23/2005	Closed	
HUMBOLDT	SOUTH BAY UNION ELEMENTARY	PINE HILL ELEMENTARY	EL	\$ 12,800.00	\$ -	\$ -	8	2/23/2005	Closed	
HUMBOLDT County Totals				\$ 22,827,751.00	\$ -	\$ -				
IMPERIAL	CALEXICO UNIFIED	DE ANZA MIDDLE	MI	\$ 3,352,236.00	\$ -	\$ -	28	9/28/2005	Closed	
IMPERIAL	CALIPATRIA UNIFIED	CALIPATRIA HIGH	HI	\$ 894,989.00	\$ -	\$ -	8	5/3/2005	Closed	
IMPERIAL	CALIPATRIA UNIFIED	FREMONT PRIMARY	EL	\$ 519,642.00	\$ -	\$ -	10	5/3/2005	Closed	
IMPERIAL	EL CENTRO ELEMENTARY	DE ANZA ELEMENTARY	EL	\$ 10,915.00	\$ -	\$ 7,276.00	10	2/23/2005	Closed	
IMPERIAL	EL CENTRO ELEMENTARY	DESERT GARDEN ELEMENTARY	EL	\$ 19,270.00	\$ -	\$ 12,847.00	17	2/23/2005	Closed	
IMPERIAL	EL CENTRO ELEMENTARY	HEDRICK (MARGARET) ELEMENTARY	EL	\$ 9,600.00	\$ -	\$ 6,400.00	4	2/23/2005	Closed	
IMPERIAL	EL CENTRO ELEMENTARY	KENNEDY MIDDLE	MI	\$ 19,506.00	\$ -	\$ 13,005.00	17	2/23/2005	Closed	
IMPERIAL	EL CENTRO ELEMENTARY	MCKINLEY ELEMENTARY	EL	\$ 9,600.00	\$ -	\$ 6,400.00	-	2/23/2005	Closed	
IMPERIAL	EL CENTRO ELEMENTARY	WASHINGTON ELEMENTARY	EL	\$ 10,269.00	\$ -	\$ 6,846.00	7	2/23/2005	Closed	
IMPERIAL	EL CENTRO ELEMENTARY	WILSON JUNIOR HIGH	MI	\$ 9,600.00	\$ -	\$ 6,400.00	1	2/23/2005	Closed	
IMPERIAL	HEBER ELEMENTARY	HEBER ELEMENTARY	EL	\$ 289,129.29	\$ -	\$ -	14	9/28/2005	Closed	
IMPERIAL	HOLTVILLE UNIFIED	FINLEY ELEMENTARY ADDITION	EL	\$ 26,980.00	\$ -	\$ 6,746.00	35	2/23/2005	Closed	
IMPERIAL	HOLTVILLE UNIFIED	HOLTVILLE HIGH	HI	\$ 27,763.00	\$ -	\$ 6,941.00	30	2/23/2005	Closed	
IMPERIAL	HOLTVILLE UNIFIED	HOLTVILLE HIGH	HI	\$ 981,112.15	\$ -	\$ -	28	2/22/2006	Closed	
IMPERIAL	HOLTVILLE UNIFIED	HOLTVILLE MIDDLE	MI	\$ 18,119.00	\$ -	\$ 4,529.00	22	2/23/2005	Closed	
IMPERIAL	HOLTVILLE UNIFIED	PINE ELEMENTARY	EL	\$ 12,800.00	\$ -	\$ 3,200.00	8	2/23/2005	Closed	
IMPERIAL	IMPERIAL COUNTY OFFICE OF EDUCATION	IMPERIAL VALLEY CENTER	EL	\$ 62,453.00	\$ -	\$ 40,840.00	6	9/28/2011	1% Complete	
IMPERIAL	MAGNOLIA UNION ELEMENTARY	MAGNOLIA ELEMENTARY	EL	\$ 446,940.00	\$ -	\$ 296,495.00	5	9/28/2005	Closed	
IMPERIAL	MCCABE UNION ELEMENTARY	MCCABE ELEMENTARY	EL	\$ 6,717.00	\$ -	\$ -	8	5/3/2005	Closed	
IMPERIAL County Totals				\$ 6,727,640.44	\$ -	\$ 417,925.00				
INYO	BISHOP UNIFIED	ELM STREET ELEMENTARY	EL	\$ 850,684.00	\$ -	\$ -	-	10/26/2005	Closed	
INYO	BISHOP UNIFIED	PINE STREET ELEM.	EL	\$ 850,684.00	\$ -	\$ -	-	10/26/2005	Closed	
INYO	OWENS VALLEY UNIFIED	OWENS VALLEY HIGH	HI	\$ 139,954.12	\$ -	\$ -	9	6/22/2005	Closed	
INYO County Totals				\$ 1,841,322.12	\$ -	\$ -				
KERN	BEARDSLEY ELEMENTARY	BEARDSLEY INTERMEDIATE	EL	\$ 609,594.00	\$ -	\$ -	19	4/28/2004	Closed	
KERN	BEARDSLEY ELEMENTARY	BEARDSLEY JUNIOR HIGH	MI	\$ 613,468.00	\$ -	\$ -	16	4/28/2004	Closed	
KERN	BEARDSLEY ELEMENTARY	BEARDSLEY JUNIOR HIGH	MI	\$ 559,220.00	\$ -	\$ -	2	4/28/2004	Closed	
KERN	BEARDSLEY ELEMENTARY	NORTH BEARDSLEY ELEMENTARY	EL	\$ 1,058,613.00	\$ -	\$ -	22	4/28/2004	Closed	
KERN	BEARDSLEY ELEMENTARY	NORTH BEARDSLEY ELEMENTARY	EL	\$ 621,016.00	\$ -	\$ -	-	4/28/2004	Closed	
KERN	DELANO JOINT UNION HIGH	DELANO HIGH	HI	\$ 30,595.00	\$ -	\$ 7,649.00	11	2/23/2005	Closed	
KERN	DI GIORGIO ELEMENTARY	DI GIORGIO ELEMENTARY	EL	\$ 67,409.00	\$ -	\$ 28,811.00	12	2/22/2006	100% Complete	
KERN	GREENFIELD UNION	GREENFIELD MIDDLE	MI	\$ 2,740,368.00	\$ -	\$ 246,058.00	27	1/30/2008	Closed	
KERN	KERN HIGH	HIGHLAND HIGH	HI	\$ 30,657.00	\$ -	\$ -	62	2/23/2005	Closed	
KERN	MOJAVE UNIFIED	JOSHUA MIDDLE	MI	\$ 584,619.00	\$ -	\$ -	10	3/30/2005	Closed	
KERN	MOJAVE UNIFIED	MOJAVE SENIOR HIGH	HI	\$ 3,461,903.00	\$ -	\$ -	17	1/25/2006	Closed	
KERN	MOJAVE UNIFIED	ROBERT P. ULRICH ELEMENTARY	EL	\$ 1,035,520.00	\$ -	\$ -	16	3/30/2005	Closed	
KERN	MUROC JOINT UNIFIED	BRANCH (IRVING L.) ELEMENTARY	EL	\$ 13,547.00	\$ -	\$ -	28	2/23/2005	Closed	
KERN	MUROC JOINT UNIFIED	DESERT JUNIOR-SENIOR HIGH	HI	\$ 26,728.00	\$ -	\$ -	34	2/23/2005	100% Complete	

ATTACHMENT D - PROPOSITION 55 MODERNIZATION PROJECTS										
YEARLY REPORT ON THE STATE GENERAL OBLIGATION BOND MEASURE FOR THE SCHOOL FACILITY PROGRAM - 2014										
County	District	School Name	Grade	State Modernization Funds	Site Acquisition	Financial Hardship	Classrooms	Last SAB Date	Status	
KERN	MUROC JOINT UNIFIED	FORBES AVENUE ELEMENTARY	EL	\$ 18,745.00	\$ -	\$ -	24	2/23/2005	Closed	
KERN	MUROC JOINT UNIFIED	ROBERT MCGOWAN CONTINUATION HIGH	HI	\$ 9,600.00	\$ -	\$ -	5	2/23/2005	Closed	
KERN	MUROC JOINT UNIFIED	WEST BORON ELEMENTARY	EL	\$ 1,194,336.00	\$ -	\$ -	23	12/15/2005	Closed	
KERN	TAFT CITY ELEMENTARY	ROOSEVELT ELEMENTARY	EL	\$ 1,392,113.00	\$ -	\$ -	21	2/23/2005	Closed	
KERN	TAFT CITY ELEMENTARY	TAFT PRIMARY	EL	\$ 713,003.00	\$ -	\$ -	12	8/24/2005	Closed	
KERN	WASCO UNION ELEMENTARY	CLEMENS (KARL F.) ELEMENTARY	EL	\$ 175,675.00	\$ -	\$ -	28	4/28/2004	Closed	
KERN County Totals				\$ 14,956,729.00	\$ -	\$ 282,518.00				
KINGS	ARMONA UNION ELEMENTARY	PARKVIEW MIDDLE	MI	\$ 19,594.00	\$ -	\$ -	14	2/23/2005	Closed	
KINGS	LEMOORE UNION HIGH	LEMOORE HIGH	HI	\$ 527,653.00	\$ -	\$ 1,830,325.27	65	5/3/2005	Closed	
KINGS County Totals				\$ 547,247.00	\$ -	\$ 1,830,325.27				
LAKE	KELSEYVILLE UNIFIED	KELSEYVILLE HIGH	HI	\$ 778,545.00	\$ -	\$ -	1	2/23/2005	Closed	
LAKE	LAKEPORT UNIFIED	CLEAR LAKE HIGH	HI	\$ 377,770.00	\$ -	\$ -	4	2/23/2005	Closed	
LAKE	LUCERNE ELEMENTARY	LUCERNE ELEMENTARY	EL	\$ 12,800.00	\$ -	\$ -	1	2/23/2005	70% Complete	
LAKE County Totals				\$ 1,169,115.00	\$ -	\$ -				
LASSEN	BIG VALLEY JOINT UNIFIED	BIG VALLEY INTERMEDIATE	EL	\$ 286,466.00	\$ -	\$ 146,971.91	2	1/27/2010	Closed	
LASSEN	BIG VALLEY JOINT UNIFIED	BIG VALLEY PRIMARY	EL	\$ 210,825.00	\$ -	\$ -	2	10/26/2005	Closed	
LASSEN	JOHNSTONVILLE ELEMENTARY	JOHNSTONVILLE ELEMENTARY	EL	\$ 318,752.00	\$ -	\$ 146,868.00	4	12/12/2012	Closed	
LASSEN	LASSEN UNION HIGH	CREDENCE HIGH (CONT)	HI	\$ 261,073.00	\$ -	\$ 151,103.00	5	5/3/2005	Closed	
LASSEN	LASSEN UNION HIGH	LASSEN HIGH	HI	\$ 5,430,966.00	\$ -	\$ 2,602,011.00	29	3/23/2011	Closed	
LASSEN	RICHMOND ELEMENTARY	RICHMOND ELEMENTARY	EL	\$ 12,800.00	\$ -	\$ -	3	2/23/2005	Closed	
LASSEN County Totals				\$ 6,520,882.00	\$ -	\$ 3,046,953.91				
LOS ANGELES	BALDWIN PARK UNIFIED	BALDWIN PARK HIGH	HI	\$ 1,446,577.00	\$ -	\$ -	13	8/24/2005	Closed	
LOS ANGELES	BALDWIN PARK UNIFIED	NORTH PARK CONTINUATION HIGH	HI	\$ 1,012,190.00	\$ -	\$ -	7	4/28/2004	Closed	
LOS ANGELES	BALDWIN PARK UNIFIED	NORTH PARK CONTINUATION HIGH	HI	\$ 423,387.00	\$ -	\$ -	2	2/22/2006	Closed	
LOS ANGELES	BEVERLY HILLS UNIFIED	BEVERLY VISTA ELEMENTARY	EL	\$ 3,526,506.00	\$ -	\$ -	19	8/24/2005	Closed	
LOS ANGELES	BONITA UNIFIED	BONITA HIGH	HI	\$ 7,749,270.00	\$ -	\$ -	62	8/24/2005	Closed	
LOS ANGELES	BONITA UNIFIED	SAN DIMAS HIGH	HI	\$ 6,464,841.00	\$ -	\$ -	54	8/24/2005	Closed	
LOS ANGELES	CHARTER OAK UNIFIED	CHARTER OAK HIGH	HI	\$ 4,827,983.00	\$ -	\$ -	42	2/23/2005	Closed	
LOS ANGELES	CHARTER OAK UNIFIED	CHARTER OAK HIGH	HI	\$ 3,524,197.00	\$ -	\$ -	42	3/22/2006	98% Complete	
LOS ANGELES	CHARTER OAK UNIFIED	GLEN OAK ELEMENTARY	EL	\$ 1,425,066.00	\$ -	\$ -	18	4/28/2004	Closed	
LOS ANGELES	CHARTER OAK UNIFIED	WILLOW ELEMENTARY	EL	\$ 1,156,791.00	\$ -	\$ -	18	10/26/2005	Closed	
LOS ANGELES	COVINA-VALLEY UNIFIED	MANZANITA ELEMENTARY	EL	\$ 19,466.00	\$ -	\$ -	18	2/23/2005	Closed	
LOS ANGELES	COVINA-VALLEY UNIFIED	MERWIN ELEMENTARY	EL	\$ 16,744.00	\$ -	\$ -	16	2/23/2005	Closed	
LOS ANGELES	COVINA-VALLEY UNIFIED	SIERRA VISTA INTERMEDIATE	MI	\$ 22,032.00	\$ -	\$ -	28	2/23/2005	Closed	
LOS ANGELES	DOWNEY UNIFIED	UNSWORTH ELEMENTARY	EL	\$ 19,536.00	\$ -	\$ -	19	2/23/2005	Closed	
LOS ANGELES	EL SEGUNDO UNIFIED	CENTER STREET ELEMENTARY	EL	\$ 207,553.00	\$ -	\$ -	28	2/22/2006	Closed	
LOS ANGELES	EL SEGUNDO UNIFIED	EL SEGUNDO HIGH	HI	\$ 1,195,780.00	\$ -	\$ -	8	8/24/2005	Closed	
LOS ANGELES	EL SEGUNDO UNIFIED	EL SEGUNDO MIDDLE	MI	\$ 638,741.00	\$ -	\$ -	26	2/22/2006	Closed	
LOS ANGELES	GARVEY ELEMENTARY	DEWEY AVENUE ELEMENTARY	EL	\$ 11,727.00	\$ -	\$ -	10	2/23/2005	Closed	
LOS ANGELES	GARVEY ELEMENTARY	DUFF (MARGARET) ELEMENTARY (YEAR-5)	EL	\$ 18,088.00	\$ -	\$ -	12	2/23/2005	Closed	
LOS ANGELES	GARVEY ELEMENTARY	EMERSON (RALPH WALDO) ELEMENTARY	EL	\$ 9,600.00	\$ -	\$ -	5	2/23/2005	Closed	
LOS ANGELES	GARVEY ELEMENTARY	GARVEY (RICHARD) INTERMEDIATE	MI	\$ 22,993.00	\$ -	\$ -	31	2/23/2005	Closed	
LOS ANGELES	GARVEY ELEMENTARY	HILLCREST ELEMENTARY	EL	\$ 22,461.00	\$ -	\$ -	22	2/23/2005	Closed	
LOS ANGELES	GARVEY ELEMENTARY	MARSHALL (JOHN) ELEMENTARY	EL	\$ 9,600.00	\$ -	\$ -	2	2/23/2005	Closed	
LOS ANGELES	GARVEY ELEMENTARY	MONTEREY VISTA ELEMENTARY	EL	\$ 933,275.00	\$ -	\$ -	14	3/22/2006	Closed	
LOS ANGELES	GARVEY ELEMENTARY	RICE (ELDRIDGE) ELEMENTARY	EL	\$ 26,088.00	\$ -	\$ -	26	2/23/2005	Closed	
LOS ANGELES	GARVEY ELEMENTARY	SANCHEZ (FERN) ELEMENTARY	EL	\$ 19,286.00	\$ -	\$ -	18	2/23/2005	Closed	
LOS ANGELES	GARVEY ELEMENTARY	TEMPLE (ROGER W.) INTERMEDIATE	MI	\$ 19,528.00	\$ -	\$ -	19	2/23/2005	Closed	
LOS ANGELES	GARVEY ELEMENTARY	WILLARD (FRANCES E.) ELEMENTARY	EL	\$ 17,643.00	\$ -	\$ -	11	2/23/2005	Closed	
LOS ANGELES	GARVEY ELEMENTARY	WILLIAMS (DAN T.) ELEMENTARY	EL	\$ 17,789.00	\$ -	\$ -	18	2/23/2005	Closed	
LOS ANGELES	GLENDALE UNIFIED	BALBOA ELEMENTARY	EL	\$ 22,447.00	\$ -	\$ -	17	3/30/2005	Closed	
LOS ANGELES	GLENDALE UNIFIED	JEFFERSON (THOMAS) ELEMENTARY	EL	\$ 22,523.00	\$ -	\$ -	15	3/30/2005	Closed	
LOS ANGELES	GLENDALE UNIFIED	MOUNTAIN AVENUE ELEMENTARY	EL	\$ 1,790,774.00	\$ -	\$ -	28	4/28/2004	Closed	
LOS ANGELES	GLENDALE UNIFIED	ROOSEVELT JUNIOR HIGH	MI	\$ 648,986.00	\$ -	\$ -	-	12/8/2004	Closed	
LOS ANGELES	GLENDALE UNIFIED	ROSEMONT JUNIOR HIGH	MI	\$ 949,703.00	\$ -	\$ -	-	12/8/2004	Closed	

ATTACHMENT D - PROPOSITION 55 MODERNIZATION PROJECTS										
YEARLY REPORT ON THE STATE GENERAL OBLIGATION BOND MEASURE FOR THE SCHOOL FACILITY PROGRAM - 2014										
County	District	School Name	Grade	State Modernization Funds	Site Acquisition	Financial Hardship	Classrooms	Last SAB Date	Status	
LOS ANGELES	GLENDALE UNIFIED	TOLL (ELEANOR J.) JUNIOR HIGH	MI	\$ 4,743,854.00	\$ -	\$ -	-	12/8/2004	Closed	
LOS ANGELES	GLENDALE UNIFIED	WILSON (WOODROW) JUNIOR HIGH	MI	\$ 7,119,152.00	\$ -	\$ -	53	10/26/2005	Closed	
LOS ANGELES	HACIENDA LA PUENTE UNIFIED	BALDWIN ELEMENTARY	EL	\$ 20,615.00	\$ -	\$ -	26	2/23/2005	Closed	
LOS ANGELES	HACIENDA LA PUENTE UNIFIED	BIXBY ELEMENTARY	EL	\$ 18,895.00	\$ -	\$ -	24	2/23/2005	Closed	
LOS ANGELES	HACIENDA LA PUENTE UNIFIED	CEDARLANE JUNIOR HIGH	MI	\$ 20,748.00	\$ -	\$ -	28	2/23/2005	Closed	
LOS ANGELES	HACIENDA LA PUENTE UNIFIED	DEL VALLE ELEMENTARY	EL	\$ 20,112.00	\$ -	\$ -	23	2/23/2005	Closed	
LOS ANGELES	HACIENDA LA PUENTE UNIFIED	GLENELDER ELEMENTARY	EL	\$ 15,862.00	\$ -	\$ -	18	2/23/2005	Closed	
LOS ANGELES	HACIENDA LA PUENTE UNIFIED	GRANDVIEW ELEMENTARY	EL	\$ 24,314.00	\$ -	\$ -	29	2/23/2005	Closed	
LOS ANGELES	HACIENDA LA PUENTE UNIFIED	GRAZIDE ELEMENTARY	EL	\$ 20,037.00	\$ -	\$ -	29	2/23/2005	Closed	
LOS ANGELES	HACIENDA LA PUENTE UNIFIED	KWIS ELEMENTARY	EL	\$ 18,013.00	\$ -	\$ -	20	2/23/2005	Closed	
LOS ANGELES	HACIENDA LA PUENTE UNIFIED	LASSALETTE ELEMENTARY	EL	\$ 20,640.00	\$ -	\$ -	19	2/23/2005	Closed	
LOS ANGELES	HACIENDA LA PUENTE UNIFIED	LOS ALTOS ELEMENTARY	EL	\$ 16,853.00	\$ -	\$ -	18	2/23/2005	Closed	
LOS ANGELES	HACIENDA LA PUENTE UNIFIED	LOS MOLINOS ELEMENTARY	EL	\$ 18,620.00	\$ -	\$ -	20	2/23/2005	Closed	
LOS ANGELES	HACIENDA LA PUENTE UNIFIED	MESA ROBLES ELEMENTARY	EL	\$ 22,946.00	\$ -	\$ -	32	2/23/2005	Closed	
LOS ANGELES	HACIENDA LA PUENTE UNIFIED	NELSON ELEMENTARY	EL	\$ 19,798.00	\$ -	\$ -	23	2/23/2005	Closed	
LOS ANGELES	HACIENDA LA PUENTE UNIFIED	NEWTON INTERMEDIATE	MI	\$ 20,983.00	\$ -	\$ -	23	2/23/2005	Closed	
LOS ANGELES	HACIENDA LA PUENTE UNIFIED	ORANGE GROVE INTERMEDIATE	MI	\$ 20,983.00	\$ -	\$ -	20	2/23/2005	Closed	
LOS ANGELES	HACIENDA LA PUENTE UNIFIED	PALM ELEMENTARY	EL	\$ 18,954.00	\$ -	\$ -	18	2/23/2005	Closed	
LOS ANGELES	HACIENDA LA PUENTE UNIFIED	SHADYBEND ELEMENTARY	EL	\$ 11,519.00	\$ -	\$ -	13	2/23/2005	Closed	
LOS ANGELES	HACIENDA LA PUENTE UNIFIED	SIERRA VISTA MIDDLE	MI	\$ 21,609.00	\$ -	\$ -	30	2/23/2005	Closed	
LOS ANGELES	HACIENDA LA PUENTE UNIFIED	SPARKS INTERMEDIATE	MI	\$ 22,545.00	\$ -	\$ -	28	2/23/2005	Closed	
LOS ANGELES	HACIENDA LA PUENTE UNIFIED	SUNSET ELEMENTARY	EL	\$ 14,792.00	\$ -	\$ -	17	2/23/2005	Closed	
LOS ANGELES	HACIENDA LA PUENTE UNIFIED	TEMPLE ELEMENTARY	EL	\$ 19,596.00	\$ -	\$ -	19	2/23/2005	Closed	
LOS ANGELES	HACIENDA LA PUENTE UNIFIED	VALINDA ELEMENTARY	EL	\$ 20,885.00	\$ -	\$ -	23	2/23/2005	Closed	
LOS ANGELES	HACIENDA LA PUENTE UNIFIED	VALLEY CONTINUATION HIGH	HI	\$ 9,600.00	\$ -	\$ -	1	2/23/2005	Closed	
LOS ANGELES	HACIENDA LA PUENTE UNIFIED	WEDGEWORTH ELEMENTARY	EL	\$ 10,693.00	\$ -	\$ -	14	2/23/2005	Closed	
LOS ANGELES	HACIENDA LA PUENTE UNIFIED	WILSON (GLEN A.) HIGH	HI	\$ 39,111.00	\$ -	\$ -	70	2/23/2005	Closed	
LOS ANGELES	HACIENDA LA PUENTE UNIFIED	WING LANE ELEMENTARY	EL	\$ 19,872.00	\$ -	\$ -	23	2/23/2005	Closed	
LOS ANGELES	HACIENDA LA PUENTE UNIFIED	WORKMAN (WILLIAM) HIGH	HI	\$ 31,367.00	\$ -	\$ -	69	2/23/2005	Closed	
LOS ANGELES	HERMOSA BEACH CITY ELEMENTARY	HERMOSA VALLEY	EL	\$ 2,047,450.00	\$ -	\$ -	31	4/28/2004	Closed	
LOS ANGELES	KEPPEL UNION ELEMENTARY	ANTELOPE ELEMENTARY	EL	\$ 335,487.70	\$ -	\$ -	9	2/23/2005	Closed	
LOS ANGELES	KEPPEL UNION ELEMENTARY	KEPPEL ACADEMY	MI	\$ 33,522.32	\$ -	\$ -	5	2/23/2005	Closed	
LOS ANGELES	LA CANADA UNIFIED	LA CANADA HIGH	HI	\$ 1,398,530.00	\$ -	\$ -	6	4/28/2004	Closed	
LOS ANGELES	LANCASTER ELEMENTARY	LINDA VERDE ELEMENTARY	EL	\$ 2,358,674.00	\$ -	\$ -	18	10/26/2005	Closed	
LOS ANGELES	LAS VIRGENES UNIFIED	LUPIN HILL ELEMENTARY	EL	\$ 1,779,716.00	\$ -	\$ -	24	12/15/2005	Closed	
LOS ANGELES	LAS VIRGENES UNIFIED	SUMAC ELEMENTARY	EL	\$ 1,350,928.00	\$ -	\$ -	27	8/4/2004	Closed	
LOS ANGELES	LAWNDALE ELEMENTARY	SMITH ELEMENTARY	EL	\$ 863,854.00	\$ -	\$ -	6	3/30/2005	Closed	
LOS ANGELES	LENNOX ELEMENTARY	WHELAN ELEMENTARY	EL	\$ 1,585,250.00	\$ -	\$ 53,507.94	7	5/25/2005	Funds Released	
LOS ANGELES	LOS ANGELES COUNTY OFFICE OF EDUCATION	LINCOLN (PAU)	HI	\$ 184,199.00	\$ -	\$ 44,336.00	6	3/22/2006	90% Complete	
LOS ANGELES	LOS ANGELES UNIFIED	ADAMS (JOHN) MIDDLE	MI	\$ 2,376,281.00	\$ -	\$ -	50	7/27/2005	Closed	
LOS ANGELES	LOS ANGELES UNIFIED	ADAMS (JOHN) MIDDLE	MI	\$ 1,019,857.00	\$ -	\$ -	36	3/22/2006	Closed	
LOS ANGELES	LOS ANGELES UNIFIED	ALTA LOMA ELEMENTARY	EL	\$ 1,311,478.00	\$ -	\$ -	36	7/27/2005	Closed	
LOS ANGELES	LOS ANGELES UNIFIED	AMESTOY ELEMENTARY	EL	\$ 860,082.00	\$ -	\$ -	19	4/28/2004	Closed	
LOS ANGELES	LOS ANGELES UNIFIED	ANNALEE AVENUE ELEMENTARY	EL	\$ 1,080,291.00	\$ -	\$ -	26	4/28/2004	Closed	
LOS ANGELES	LOS ANGELES UNIFIED	APPERSON STREET ELEMENTARY	EL	\$ 1,203,946.00	\$ -	\$ -	-	1/25/2006	Closed	
LOS ANGELES	LOS ANGELES UNIFIED	ARMINTA STREET ELEMENTARY	EL	\$ 1,124,840.00	\$ -	\$ -	36	12/15/2005	Closed	
LOS ANGELES	LOS ANGELES UNIFIED	ARROYO SECO ALTERNATIVE	MI	\$ 720,415.00	\$ -	\$ -	20	7/27/2005	Closed	
LOS ANGELES	LOS ANGELES UNIFIED	ATWATER AVENUE ELEMENTARY	EL	\$ 1,624,082.00	\$ -	\$ -	28	2/22/2006	Closed	
LOS ANGELES	LOS ANGELES UNIFIED	AUDUBON JUNIOR HIGH	MI	\$ 3,084,931.00	\$ -	\$ -	75	7/27/2005	Closed	
LOS ANGELES	LOS ANGELES UNIFIED	BALBOA GIFTED/HIGH ABILITY MAGNET E	EL	\$ 920,806.00	\$ -	\$ -	-	7/27/2005	Closed	
LOS ANGELES	LOS ANGELES UNIFIED	BANNEKER (BENJAMIN) SPEC. ED.	EL	\$ 1,533,895.00	\$ -	\$ -	38	8/24/2005	Closed	
LOS ANGELES	LOS ANGELES UNIFIED	BANNING (PHINEAS) SENIOR HIGH	HI	\$ 893,257.00	\$ -	\$ -	7	4/28/2004	Closed	
LOS ANGELES	LOS ANGELES UNIFIED	BECKFORD AVENUE ELEMENTARY	EL	\$ 1,381,357.00	\$ -	\$ -	29	12/15/2005	Closed	
LOS ANGELES	LOS ANGELES UNIFIED	BEETHOVEN STREET ELEMENTARY	EL	\$ 827,961.00	\$ -	\$ -	13	2/23/2005	Closed	
LOS ANGELES	LOS ANGELES UNIFIED	BELMONT SENIOR HIGH	HI	\$ 101,192.00	\$ -	\$ -	110	3/30/2005	Closed	
LOS ANGELES	LOS ANGELES UNIFIED	BIRMINGHAM SENIOR HIGH	HI	\$ 5,566,818.00	\$ -	\$ -	-	12/15/2005	Closed	
LOS ANGELES	LOS ANGELES UNIFIED	BIRMINGHAM SENIOR HIGH	HI	\$ 2,003,043.00	\$ -	\$ -	-	3/22/2006	Closed	
LOS ANGELES	LOS ANGELES UNIFIED	BLYTHE STREET ELEMENTARY	EL	\$ 1,046,120.00	\$ -	\$ -	26	9/28/2005	Closed	
LOS ANGELES	LOS ANGELES UNIFIED	BONITA STREET ELEMENTARY	EL	\$ 1,579,263.00	\$ -	\$ -	35	8/24/2005	Closed	
LOS ANGELES	LOS ANGELES UNIFIED	BROADWAY ELEMENTARY	EL	\$ 1,081,935.00	\$ -	\$ -	31	7/27/2005	Closed	
LOS ANGELES	LOS ANGELES UNIFIED	BROCKTON AVENUE ELEMENTARY	EL	\$ 815,483.00	\$ -	\$ -	14	2/23/2005	Closed	
LOS ANGELES	LOS ANGELES UNIFIED	BROCKTON AVENUE ELEMENTARY	EL	\$ 786,097.00	\$ -	\$ -	7	3/22/2006	Closed	
LOS ANGELES	LOS ANGELES UNIFIED	BROOKLYN AVENUE ELEMENTARY	EL	\$ 1,228,186.00	\$ -	\$ -	-	9/28/2005	Closed	

ATTACHMENT D - PROPOSITION 55 MODERNIZATION PROJECTS										
YEARLY REPORT ON THE STATE GENERAL OBLIGATION BOND MEASURE FOR THE SCHOOL FACILITY PROGRAM - 2014										
County	District	School Name	Grade	State Modernization Funds	Site Acquisition	Financial Hardship	Classrooms	Last SAB Date	Status	
LOS ANGELES	LOS ANGELES UNIFIED	BUDLONG AVENUE ELEMENTARY	EL	\$ 1,811,447.00	\$ -	\$ -	73	8/24/2005	Closed	
LOS ANGELES	LOS ANGELES UNIFIED	BURBANK (LUTHER) JUNIOR HIGH	MI	\$ 2,803,392.00	\$ -	\$ -	63	8/24/2005	Closed	
LOS ANGELES	LOS ANGELES UNIFIED	BURBANK (LUTHER) JUNIOR HIGH	MI	\$ 673,602.00	\$ -	\$ -	13	3/22/2006	Closed	
LOS ANGELES	LOS ANGELES UNIFIED	BURROUGHS (JOHN) JUNIOR HIGH	MI	\$ 2,324,508.00	\$ -	\$ -	-	7/27/2005	Closed	
LOS ANGELES	LOS ANGELES UNIFIED	BURROUGHS (JOHN) JUNIOR HIGH	MI	\$ 1,173,965.00	\$ -	\$ -	-	4/26/2006	Closed	
LOS ANGELES	LOS ANGELES UNIFIED	BYRD (RICHARD E.) JUNIOR HIGH	MI	\$ 3,584,120.00	\$ -	\$ -	-	8/24/2005	Closed	
LOS ANGELES	LOS ANGELES UNIFIED	BYRD (RICHARD E.) JUNIOR HIGH	MI	\$ 1,509,885.00	\$ -	\$ -	-	3/22/2006	Closed	
LOS ANGELES	LOS ANGELES UNIFIED	CALABASH STREET ELEMENTARY	EL	\$ 873,583.00	\$ -	\$ -	20	8/24/2005	Closed	
LOS ANGELES	LOS ANGELES UNIFIED	CALAHAN STREET ELEMENTARY	EL	\$ 1,115,381.00	\$ -	\$ -	22	8/24/2005	Closed	
LOS ANGELES	LOS ANGELES UNIFIED	CAMELLIA AVENUE ELEMENTARY	EL	\$ 832,071.00	\$ -	\$ -	33	2/22/2006	Closed	
LOS ANGELES	LOS ANGELES UNIFIED	CANFIELD AVENUE ELEMENTARY	EL	\$ 795,277.00	\$ -	\$ -	23	2/22/2006	Closed	
LOS ANGELES	LOS ANGELES UNIFIED	CANOCA PARK ELEMENTARY	EL	\$ 1,553,843.00	\$ -	\$ -	38	8/24/2005	Closed	
LOS ANGELES	LOS ANGELES UNIFIED	CANOCA PARK SENIOR HIGH	HI	\$ 3,528,472.00	\$ -	\$ -	94	3/22/2006	Closed	
LOS ANGELES	LOS ANGELES UNIFIED	CANTARA STREET ELEMENTARY	EL	\$ 1,315,945.00	\$ -	\$ -	36	7/27/2005	Closed	
LOS ANGELES	LOS ANGELES UNIFIED	CANTERBURY AVENUE ELEMENTARY	EL	\$ 1,344,803.00	\$ -	\$ -	-	3/22/2006	Closed	
LOS ANGELES	LOS ANGELES UNIFIED	CANTERBURY AVENUE ELEMENTARY	EL	\$ 775,796.00	\$ -	\$ -	-	3/22/2006	Closed	
LOS ANGELES	LOS ANGELES UNIFIED	CANYON ELEMENTARY	EL	\$ 578,326.00	\$ -	\$ -	6	2/23/2005	Closed	
LOS ANGELES	LOS ANGELES UNIFIED	CAPISTRANO AVENUE ELEMENTARY	EL	\$ 898,789.00	\$ -	\$ -	28	7/27/2005	Closed	
LOS ANGELES	LOS ANGELES UNIFIED	CARNEGIE (ANDREW) JR. HI.	MI	\$ 2,105,364.00	\$ -	\$ -	28	4/28/2004	Closed	
LOS ANGELES	LOS ANGELES UNIFIED	CARNEGIE (ANDREW) JR. HI.	MI	\$ 4,067,543.00	\$ -	\$ -	70	9/28/2005	Closed	
LOS ANGELES	LOS ANGELES UNIFIED	CAROLDALE AVENUE ELEMENTARY	EL	\$ 1,026,468.00	\$ -	\$ -	12	4/28/2004	Closed	
LOS ANGELES	LOS ANGELES UNIFIED	CAROLDALE AVENUE ELEMENTARY	EL	\$ 1,702,452.00	\$ -	\$ -	50	7/27/2005	Closed	
LOS ANGELES	LOS ANGELES UNIFIED	CARSON SENIOR HIGH	HI	\$ 2,081,820.00	\$ -	\$ -	76	4/28/2004	Closed	
LOS ANGELES	LOS ANGELES UNIFIED	CARSON SENIOR HIGH	HI	\$ 3,974,921.00	\$ -	\$ -	81	8/24/2005	Closed	
LOS ANGELES	LOS ANGELES UNIFIED	CARSON STREET ELEMENTARY	EL	\$ 1,125,391.00	\$ -	\$ -	36	10/26/2005	Closed	
LOS ANGELES	LOS ANGELES UNIFIED	CARVER (GEORGE WASHINGTON) JUN	MI	\$ 2,719,250.00	\$ -	\$ -	64	7/27/2005	Closed	
LOS ANGELES	LOS ANGELES UNIFIED	CASTLE HEIGHTS ELEMENTARY	EL	\$ 948,329.00	\$ -	\$ -	23	2/23/2005	Closed	
LOS ANGELES	LOS ANGELES UNIFIED	CASTLEBAY LANE ELEMENTARY	EL	\$ 1,181,717.00	\$ -	\$ -	39	8/24/2005	Closed	
LOS ANGELES	LOS ANGELES UNIFIED	CATSKILL AVENUE ELEMENTARY	EL	\$ 2,193,542.00	\$ -	\$ -	30	2/22/2006	Closed	
LOS ANGELES	LOS ANGELES UNIFIED	CHANDLER ELEMENTARY	EL	\$ 1,192,258.00	\$ -	\$ -	30	9/28/2005	Closed	
LOS ANGELES	LOS ANGELES UNIFIED	CHAPMAN ELEMENTARY	EL	\$ 511,599.00	\$ -	\$ -	10	4/28/2004	Closed	
LOS ANGELES	LOS ANGELES UNIFIED	CHAPMAN ELEMENTARY	EL	\$ 1,432,247.00	\$ -	\$ -	23	1/25/2006	Closed	
LOS ANGELES	LOS ANGELES UNIFIED	CHASE STREET ELEMENTARY	EL	\$ 1,432,116.00	\$ -	\$ -	45	7/27/2005	Closed	
LOS ANGELES	LOS ANGELES UNIFIED	CHATSWORTH PARK ELEMENTARY	EL	\$ 1,230,024.00	\$ -	\$ -	38	1/25/2006	Closed	
LOS ANGELES	LOS ANGELES UNIFIED	CHATSWORTH SENIOR HIGH	HI	\$ 1,747,711.00	\$ -	\$ -	96	6/22/2005	Closed	
LOS ANGELES	LOS ANGELES UNIFIED	CIMARRON AVENUE ELEMENTARY	EL	\$ 1,353,727.00	\$ -	\$ -	16	8/24/2005	Closed	
LOS ANGELES	LOS ANGELES UNIFIED	CLAY (HENRY) MIDDLE	MI	\$ 2,113,648.00	\$ -	\$ -	24	4/28/2004	Closed	
LOS ANGELES	LOS ANGELES UNIFIED	CLAY (HENRY) MIDDLE	MI	\$ 2,822,567.00	\$ -	\$ -	79	8/24/2005	Closed	
LOS ANGELES	LOS ANGELES UNIFIED	CLEVELAND (GROVER) HIGH	HI	\$ 1,488,850.00	\$ -	\$ -	2	2/22/2006	Closed	
LOS ANGELES	LOS ANGELES UNIFIED	CLOVER AVENUE ELEMENTARY	EL	\$ 457,304.00	\$ -	\$ -	12	2/23/2005	Closed	
LOS ANGELES	LOS ANGELES UNIFIED	CLOVER AVENUE ELEMENTARY	EL	\$ 1,313,281.00	\$ -	\$ -	-	2/22/2006	Closed	
LOS ANGELES	LOS ANGELES UNIFIED	COHASSET STREET ELEMENTARY	EL	\$ 1,228,289.00	\$ -	\$ -	39	12/15/2005	Closed	
LOS ANGELES	LOS ANGELES UNIFIED	COLDWATER CANYON AVENUE ELEMEN	EL	\$ 1,528,476.00	\$ -	\$ -	35	8/24/2005	Closed	
LOS ANGELES	LOS ANGELES UNIFIED	COMMUNITY MAGNET	EL	\$ 968,071.00	\$ -	\$ -	25	1/25/2006	Closed	
LOS ANGELES	LOS ANGELES UNIFIED	CORONA AVENUE ELEMENTARY	EL	\$ 1,464,198.00	\$ -	\$ -	58	3/22/2006	Closed	
LOS ANGELES	LOS ANGELES UNIFIED	COWAN AVENUE ELEMENTARY	EL	\$ 897,213.00	\$ -	\$ -	19	2/23/2005	Closed	
LOS ANGELES	LOS ANGELES UNIFIED	CRENSHAW SENIOR HIGH	HI	\$ 3,547,411.00	\$ -	\$ -	81	6/22/2005	Closed	
LOS ANGELES	LOS ANGELES UNIFIED	CRENSHAW SENIOR HIGH	HI	\$ 4,385,299.00	\$ -	\$ -	102	12/15/2005	Closed	
LOS ANGELES	LOS ANGELES UNIFIED	CRENSHAW SENIOR HIGH	HI	\$ 729,091.00	\$ -	\$ -	-	3/22/2006	Closed	
LOS ANGELES	LOS ANGELES UNIFIED	CRESTWOOD STREET ELEMENTARY	EL	\$ 769,328.00	\$ -	\$ -	23	4/28/2004	Closed	
LOS ANGELES	LOS ANGELES UNIFIED	CURTISS (GLENN HAMMOND) JUNIOR	MI	\$ 2,894,266.00	\$ -	\$ -	58	8/24/2005	Closed	
LOS ANGELES	LOS ANGELES UNIFIED	DANA (RICHARD HENRY) JUNIOR HIGH	MI	\$ 1,904,232.00	\$ -	\$ -	23	4/28/2004	Closed	
LOS ANGELES	LOS ANGELES UNIFIED	DANUBE AVENUE ELEMENTARY	EL	\$ 1,353,641.00	\$ -	\$ -	25	7/27/2005	Closed	
LOS ANGELES	LOS ANGELES UNIFIED	DARBY AVENUE ELEMENTARY	EL	\$ 172,830.00	\$ -	\$ -	31	10/26/2005	Closed	
LOS ANGELES	LOS ANGELES UNIFIED	DAYTON HEIGHTS ELEMENTARY	EL	\$ 1,541,923.00	\$ -	\$ -	36	8/24/2005	Closed	
LOS ANGELES	LOS ANGELES UNIFIED	DEARBORN STREET ELEMENTARY	EL	\$ 1,184,092.00	\$ -	\$ -	29	7/27/2005	Closed	
LOS ANGELES	LOS ANGELES UNIFIED	DELEVAN DRIVE ELEMENTARY	EL	\$ 1,071,301.00	\$ -	\$ -	27	8/24/2005	Closed	
LOS ANGELES	LOS ANGELES UNIFIED	DENA ELEMENTARY	EL	\$ 1,740,762.00	\$ -	\$ -	36	12/15/2005	Closed	
LOS ANGELES	LOS ANGELES UNIFIED	DENKER AVENUE ELEMENTARY	EL	\$ 1,736,964.00	\$ -	\$ -	-	1/25/2006	Closed	
LOS ANGELES	LOS ANGELES UNIFIED	DREW (CHARLES) JUNIOR HIGH	MI	\$ 3,026,843.00	\$ -	\$ -	-	2/22/2006	Closed	
LOS ANGELES	LOS ANGELES UNIFIED	EL CAMINO REAL SENIOR HIGH	HI	\$ 502,838.00	\$ -	\$ -	-	6/22/2005	Closed	
LOS ANGELES	LOS ANGELES UNIFIED	EL ORO WAY ELEMENTARY	EL	\$ 914,642.00	\$ -	\$ -	20	7/27/2005	Closed	
LOS ANGELES	LOS ANGELES UNIFIED	EL SERENO ELEMENTARY	EL	\$ 1,235,127.00	\$ -	\$ -	-	1/25/2006	Closed	

ATTACHMENT D - PROPOSITION 55 MODERNIZATION PROJECTS										
YEARLY REPORT ON THE STATE GENERAL OBLIGATION BOND MEASURE FOR THE SCHOOL FACILITY PROGRAM - 2014										
County	District	School Name	Grade	State Modernization Funds	Site Acquisition	Financial Hardship	Classrooms	Last SAB Date	Status	
LOS ANGELES	LOS ANGELES UNIFIED	ELIZABETH LEARNING CENTER	HI	\$ 2,332,920.00	\$ -	\$ -	-	8/24/2005	Closed	
LOS ANGELES	LOS ANGELES UNIFIED	EMELITA STREET ELEMENTARY	EL	\$ 1,074,472.00	\$ -	\$ -	-	12/15/2005	Closed	
LOS ANGELES	LOS ANGELES UNIFIED	EMERSON (RALPH WALDO) JUNIOR H	MI	\$ 2,620,897.00	\$ -	\$ -	48	4/28/2004	99% Complete	
LOS ANGELES	LOS ANGELES UNIFIED	ENCINO ELEMENTARY	EL	\$ 584,666.00	\$ -	\$ -	-	3/22/2006	Closed	
LOS ANGELES	LOS ANGELES UNIFIED	ENCINO ELEMENTARY	EL	\$ 1,412,966.00	\$ -	\$ -	-	3/26/2008	99% Complete	
LOS ANGELES	LOS ANGELES UNIFIED	ERWIN STREET ELEMENTARY	EL	\$ 1,389,657.00	\$ -	\$ -	50	8/24/2005	Closed	
LOS ANGELES	LOS ANGELES UNIFIED	EUCLID AVENUE ELEMENTARY	EL	\$ 1,945,122.00	\$ -	\$ -	-	8/24/2005	Closed	
LOS ANGELES	LOS ANGELES UNIFIED	FAIRBURN AVENUE ELEMENTARY	EL	\$ 510,488.00	\$ -	\$ -	5	2/23/2005	Closed	
LOS ANGELES	LOS ANGELES UNIFIED	FAIRFAX SENIOR HIGH	HI	\$ 3,937,636.00	\$ -	\$ -	70	6/22/2005	Closed	
LOS ANGELES	LOS ANGELES UNIFIED	FAIRFAX SENIOR HIGH	HI	\$ 3,752,741.00	\$ -	\$ -	106	12/15/2005	Closed	
LOS ANGELES	LOS ANGELES UNIFIED	FARMDALE ELEMENTARY	EL	\$ 1,502,538.00	\$ -	\$ -	-	9/28/2005	Closed	
LOS ANGELES	LOS ANGELES UNIFIED	FIFTY-FOURTH STREET ELEMENTARY	EL	\$ 1,139,087.00	\$ -	\$ -	29	9/28/2005	Closed	
LOS ANGELES	LOS ANGELES UNIFIED	FIFTY-SECOND STREET ELEMENTARY	EL	\$ 2,661,744.00	\$ -	\$ -	48	3/22/2006	Closed	
LOS ANGELES	LOS ANGELES UNIFIED	FLEMING (ALEXANDER) JR. HI.	MI	\$ 5,226,791.00	\$ -	\$ -	-	9/28/2005	Closed	
LOS ANGELES	LOS ANGELES UNIFIED	FLEMING (ALEXANDER) JR. HI.	MI	\$ 806,079.00	\$ -	\$ -	-	3/22/2006	Closed	
LOS ANGELES	LOS ANGELES UNIFIED	FLETCHER DRIVE ELEMENTARY	EL	\$ 347,365.00	\$ -	\$ -	16	7/27/2005	Closed	
LOS ANGELES	LOS ANGELES UNIFIED	FLORENCE AVENUE ELEMENTARY	EL	\$ 1,528,020.00	\$ -	\$ -	45	9/28/2005	Closed	
LOS ANGELES	LOS ANGELES UNIFIED	FLOURNOY (LOVELIA P.) ELEMENTA	EL	\$ 2,454,011.00	\$ -	\$ -	47	1/25/2006	Closed	
LOS ANGELES	LOS ANGELES UNIFIED	FLOURNOY (LOVELIA P.) ELEMENTA	EL	\$ 585,471.00	\$ -	\$ -	-	2/22/2006	Closed	
LOS ANGELES	LOS ANGELES UNIFIED	FORD BOULEVARD ELEMENTARY	EL	\$ 2,226,968.00	\$ -	\$ -	-	1/25/2006	Closed	
LOS ANGELES	LOS ANGELES UNIFIED	FORTY-NINTH STREET ELEMENTARY	EL	\$ 1,962,750.00	\$ -	\$ -	52	10/26/2005	Closed	
LOS ANGELES	LOS ANGELES UNIFIED	FORTY-SECOND STREET ELEM.	EL	\$ 1,074,435.00	\$ -	\$ -	38	7/27/2005	Closed	
LOS ANGELES	LOS ANGELES UNIFIED	FOSHAY (JAMES A.) JUNIOR HIGH	HI	\$ 3,779,591.00	\$ -	\$ -	3	1/25/2006	100% Complete	
LOS ANGELES	LOS ANGELES UNIFIED	FOURTH STREET ELEMENTARY	EL	\$ 1,686,440.00	\$ -	\$ -	39	8/24/2005	Closed	
LOS ANGELES	LOS ANGELES UNIFIED	FRANCIS (JOHN H.) POLYTECHNIC	HI	\$ 6,132,615.00	\$ -	\$ -	-	3/22/2006	97% Complete	
LOS ANGELES	LOS ANGELES UNIFIED	FULTON (ROBERT) JUNIOR HIGH	MI	\$ 1,695,057.00	\$ -	\$ -	51	6/22/2005	Closed	
LOS ANGELES	LOS ANGELES UNIFIED	FULTON (ROBERT) JUNIOR HIGH	MI	\$ 3,699,951.00	\$ -	\$ -	69	3/22/2006	100% Complete	
LOS ANGELES	LOS ANGELES UNIFIED	GARFIELD (JAMES A.) SENIOR HIGH	HI	\$ 6,127,130.00	\$ -	\$ -	103	10/26/2005	Closed	
LOS ANGELES	LOS ANGELES UNIFIED	GARFIELD (JAMES A.) SENIOR HIGH	HI	\$ 867,181.00	\$ -	\$ -	26	3/22/2006	Closed	
LOS ANGELES	LOS ANGELES UNIFIED	GAULT STREET ELEMENTARY	EL	\$ 1,019,488.00	\$ -	\$ -	26	8/24/2005	Closed	
LOS ANGELES	LOS ANGELES UNIFIED	GERMAIN STREET ELEMENTARY	EL	\$ 1,942,444.00	\$ -	\$ -	40	7/27/2005	Closed	
LOS ANGELES	LOS ANGELES UNIFIED	GOMPERS (SAMUEL) JUNIOR HIGH	MI	\$ 2,984,789.00	\$ -	\$ -	-	12/15/2005	Closed	
LOS ANGELES	LOS ANGELES UNIFIED	GRAHAM ELEMENTARY	EL	\$ 1,528,372.00	\$ -	\$ -	45	9/28/2005	Closed	
LOS ANGELES	LOS ANGELES UNIFIED	GRAHAM ELEMENTARY	EL	\$ 610,901.00	\$ -	\$ -	-	3/22/2006	Closed	
LOS ANGELES	LOS ANGELES UNIFIED	GRANADA ELEMENTARY	EL	\$ 1,201,046.00	\$ -	\$ -	31	12/15/2005	Closed	
LOS ANGELES	LOS ANGELES UNIFIED	GRANADA HILLS SENIOR HIGH	HI	\$ 2,442,606.00	\$ -	\$ -	83	6/22/2005	Closed	
LOS ANGELES	LOS ANGELES UNIFIED	GRANADA HILLS SENIOR HIGH	HI	\$ 4,958,466.00	\$ -	\$ -	-	12/15/2005	100% Complete	
LOS ANGELES	LOS ANGELES UNIFIED	GRAND VIEW BOULEVARD ELEMENTARY	EL	\$ 1,004,943.00	\$ -	\$ -	29	4/28/2004	Closed	
LOS ANGELES	LOS ANGELES UNIFIED	GRIFFITH (DAVID WARK) JUNIOR H	MI	\$ 3,650,739.00	\$ -	\$ -	65	1/25/2006	100% Complete	
LOS ANGELES	LOS ANGELES UNIFIED	HALE (GEORGE ELLERY) JUNIOR HI	MI	\$ 3,359,167.00	\$ -	\$ -	-	1/25/2006	100% Complete	
LOS ANGELES	LOS ANGELES UNIFIED	HALE (GEORGE ELLERY) JUNIOR HI	MI	\$ 543,616.00	\$ -	\$ -	-	3/22/2006	Closed	
LOS ANGELES	LOS ANGELES UNIFIED	HALLDALE ELEMENTARY	EL	\$ 1,755,808.00	\$ -	\$ -	37	2/22/2006	Closed	
LOS ANGELES	LOS ANGELES UNIFIED	HAMILTON (ALEXANDER) SENIOR HI	HI	\$ 624,622.00	\$ -	\$ -	-	6/22/2005	Closed	
LOS ANGELES	LOS ANGELES UNIFIED	HAMLIN STREET ELEMENTARY	EL	\$ 889,466.00	\$ -	\$ -	19	9/28/2005	Closed	
LOS ANGELES	LOS ANGELES UNIFIED	HARBOR CITY ELEMENTARY	EL	\$ 1,367,797.00	\$ -	\$ -	24	7/27/2005	Closed	
LOS ANGELES	LOS ANGELES UNIFIED	HARRISON STREET ELEMENTARY	EL	\$ 1,870,138.00	\$ -	\$ -	-	3/22/2006	Closed	
LOS ANGELES	LOS ANGELES UNIFIED	HART STREET ELEMENTARY	EL	\$ 1,305,676.00	\$ -	\$ -	41	7/27/2005	Closed	
LOS ANGELES	LOS ANGELES UNIFIED	HARTE (BRET) JUNIOR HIGH	MI	\$ 2,652,490.00	\$ -	\$ -	71	9/28/2005	Closed	
LOS ANGELES	LOS ANGELES UNIFIED	HASKELL ELEMENTARY	EL	\$ 1,357,698.00	\$ -	\$ -	31	1/25/2006	Closed	
LOS ANGELES	LOS ANGELES UNIFIED	HAZELTINE AVENUE ELEMENTARY	EL	\$ 1,241,958.00	\$ -	\$ -	32	9/28/2005	Closed	
LOS ANGELES	LOS ANGELES UNIFIED	HENRY (PATRICK) JUNIOR HIGH	MI	\$ 1,403,883.00	\$ -	\$ -	49	6/22/2005	Closed	
LOS ANGELES	LOS ANGELES UNIFIED	HENRY (PATRICK) JUNIOR HIGH	MI	\$ 2,145,025.00	\$ -	\$ -	-	2/22/2006	100% Complete	
LOS ANGELES	LOS ANGELES UNIFIED	HILLCREST DRIVE ELEMENTARY	EL	\$ 1,776,162.00	\$ -	\$ -	53	9/28/2005	Closed	
LOS ANGELES	LOS ANGELES UNIFIED	HILLCREST DRIVE ELEMENTARY	EL	\$ 720,621.00	\$ -	\$ -	-	3/22/2006	Closed	
LOS ANGELES	LOS ANGELES UNIFIED	HOLLENBECK JUNIOR HIGH	MI	\$ 2,960,832.00	\$ -	\$ -	-	7/27/2005	Closed	
LOS ANGELES	LOS ANGELES UNIFIED	HOLLENBECK JUNIOR HIGH	MI	\$ 719,162.00	\$ -	\$ -	-	3/22/2006	Closed	
LOS ANGELES	LOS ANGELES UNIFIED	HOLLYWOOD SENIOR HIGH	HI	\$ 727,240.00	\$ -	\$ -	-	6/22/2005	Closed	
LOS ANGELES	LOS ANGELES UNIFIED	HOLMES (OLIVER WENDELL) JUNIOR	MI	\$ 885,751.00	\$ -	\$ -	49	5/3/2005	Closed	
LOS ANGELES	LOS ANGELES UNIFIED	HOLMES (OLIVER WENDELL) JUNIOR	MI	\$ 1,453,818.00	\$ -	\$ -	67	6/22/2005	Closed	
LOS ANGELES	LOS ANGELES UNIFIED	HOLMES (OLIVER WENDELL) JUNIOR	MI	\$ 3,011,318.00	\$ -	\$ -	53	3/22/2006	Closed	
LOS ANGELES	LOS ANGELES UNIFIED	HOLMES AVENUE ELEMENTARY	EL	\$ 1,136,633.00	\$ -	\$ -	5	7/27/2005	Closed	
LOS ANGELES	LOS ANGELES UNIFIED	HUNTINGTON DRIVE ELEMENTARY	EL	\$ 1,639,779.00	\$ -	\$ -	-	12/15/2005	Closed	
LOS ANGELES	LOS ANGELES UNIFIED	HUNTINGTON PARK SENIOR HIGH	HI	\$ 5,120,232.00	\$ -	\$ -	108	3/22/2006	Closed	

ATTACHMENT D - PROPOSITION 55 MODERNIZATION PROJECTS										
YEARLY REPORT ON THE STATE GENERAL OBLIGATION BOND MEASURE FOR THE SCHOOL FACILITY PROGRAM - 2014										
County	District	School Name	Grade	State Modernization Funds	Site Acquisition	Financial Hardship	Classrooms	Last SAB Date	Status	
LOS ANGELES	LOS ANGELES UNIFIED	JUSTICE STREET ELEMENTARY	EL	\$ 1,311,298.00	\$ -	\$ -	25	7/27/2005	Closed	
LOS ANGELES	LOS ANGELES UNIFIED	KENNEDY (JOHN F.) HIGH	HI	\$ 6,225,184.00	\$ -	\$ -	-	2/22/2006	Closed	
LOS ANGELES	LOS ANGELES UNIFIED	KENTER CANYON ELEMENTARY	EL	\$ 928,909.00	\$ -	\$ -	-	12/15/2005	Closed	
LOS ANGELES	LOS ANGELES UNIFIED	KENTWOOD ELEMENTARY	EL	\$ 1,248,836.00	\$ -	\$ -	-	2/22/2006	Closed	
LOS ANGELES	LOS ANGELES UNIFIED	KESTER AVENUE ELEMENTARY	EL	\$ 952,239.00	\$ -	\$ -	9	4/28/2004	Closed	
LOS ANGELES	LOS ANGELES UNIFIED	KESTER AVENUE ELEMENTARY	EL	\$ 1,103,035.00	\$ -	\$ -	50	9/28/2005	Closed	
LOS ANGELES	LOS ANGELES UNIFIED	KING (THOMAS STARR) JUNIOR HIG	MI	\$ 2,440,412.00	\$ -	\$ -	65	7/27/2005	Closed	
LOS ANGELES	LOS ANGELES UNIFIED	KNOLLWOOD ELEMENTARY	EL	\$ 880,360.00	\$ -	\$ -	31	7/27/2005	Closed	
LOS ANGELES	LOS ANGELES UNIFIED	LA SALLE AVENUE ELEMENTARY	EL	\$ 2,056,352.00	\$ -	\$ -	51	8/24/2005	Closed	
LOS ANGELES	LOS ANGELES UNIFIED	LANAI ROAD ELEMENTARY	EL	\$ 1,128,461.00	\$ -	\$ -	25	7/27/2005	Closed	
LOS ANGELES	LOS ANGELES UNIFIED	LANGDON AVENUE ELEMENTARY	EL	\$ 1,653,215.00	\$ -	\$ -	50	7/27/2005	Closed	
LOS ANGELES	LOS ANGELES UNIFIED	LASSEN ELEMENTARY	EL	\$ 1,335,740.00	\$ -	\$ -	40	7/27/2005	Closed	
LOS ANGELES	LOS ANGELES UNIFIED	LAWRENCE (ERNEST) JUNIOR HIGH	MI	\$ 939,587.67	\$ -	\$ -	49	6/22/2005	Closed	
LOS ANGELES	LOS ANGELES UNIFIED	LAWRENCE (ERNEST) JUNIOR HIGH	MI	\$ 2,258,172.00	\$ -	\$ -	32	7/27/2005	Closed	
LOS ANGELES	LOS ANGELES UNIFIED	LAWRENCE (ERNEST) JUNIOR HIGH	MI	\$ 558,806.00	\$ -	\$ -	-	2/22/2006	Closed	
LOS ANGELES	LOS ANGELES UNIFIED	LE CONTE (JOSEPH) JUNIOR HIGH	MI	\$ 2,706,900.00	\$ -	\$ -	-	3/22/2006	Closed	
LOS ANGELES	LOS ANGELES UNIFIED	LEAPWOOD AVENUE ELEMENTARY	EL	\$ 934,404.00	\$ -	\$ -	-	2/22/2006	Closed	
LOS ANGELES	LOS ANGELES UNIFIED	LEMAY STREET ELEMENTARY	EL	\$ 862,670.00	\$ -	\$ -	20	9/28/2005	Closed	
LOS ANGELES	LOS ANGELES UNIFIED	LIBERTY BOULEVARD ELEMENTARY	EL	\$ 1,137,981.00	\$ -	\$ -	44	8/24/2005	Closed	
LOS ANGELES	LOS ANGELES UNIFIED	LIGGETT STREET ELEMENTARY	EL	\$ 1,428,628.00	\$ -	\$ -	26	8/24/2005	Closed	
LOS ANGELES	LOS ANGELES UNIFIED	LIMERICK AVENUE ELEMENTARY	EL	\$ 1,529,016.00	\$ -	\$ -	55	7/27/2005	Closed	
LOS ANGELES	LOS ANGELES UNIFIED	LIMERICK AVENUE ELEMENTARY	EL	\$ 814,234.00	\$ -	\$ -	30	2/22/2006	Closed	
LOS ANGELES	LOS ANGELES UNIFIED	LOCKE (ALAIN LEROY) SENIOR HIG	HI	\$ 5,090,161.00	\$ -	\$ -	-	1/25/2006	100% Complete	
LOS ANGELES	LOS ANGELES UNIFIED	LOCKHURST DRIVE ELEMENTARY	EL	\$ 1,318,249.00	\$ -	\$ -	32	7/27/2005	Closed	
LOS ANGELES	LOS ANGELES UNIFIED	LOGAN STREET ELEMENTARY	EL	\$ 1,813,948.00	\$ -	\$ -	50	10/26/2005	Closed	
LOS ANGELES	LOS ANGELES UNIFIED	LOMITA FUNDAMENTAL MAGNET	EL	\$ 2,110,959.00	\$ -	\$ -	42	7/27/2005	Closed	
LOS ANGELES	LOS ANGELES UNIFIED	LOMITA FUNDAMENTAL MAGNET	EL	\$ 508,354.00	\$ -	\$ -	-	2/22/2006	Closed	
LOS ANGELES	LOS ANGELES UNIFIED	LOS ANGELES CENTER FOR ENRICHE	HI	\$ 1,381,415.00	\$ -	\$ -	-	6/22/2005	Closed	
LOS ANGELES	LOS ANGELES UNIFIED	LOYOLA VILLAGE ELEMENTARY	EL	\$ 1,715,669.00	\$ -	\$ -	-	2/22/2006	Closed	
LOS ANGELES	LOS ANGELES UNIFIED	LULL (FRED E.)	EL	\$ 1,020,993.00	\$ -	\$ -	17	9/28/2005	Closed	
LOS ANGELES	LOS ANGELES UNIFIED	MACLAY (CHARLES) JUNIOR HIGH	MI	\$ 3,000,550.00	\$ -	\$ -	54	8/24/2005	Closed	
LOS ANGELES	LOS ANGELES UNIFIED	MACLAY (CHARLES) JUNIOR HIGH	MI	\$ 1,196,576.00	\$ -	\$ -	-	3/22/2006	Closed	
LOS ANGELES	LOS ANGELES UNIFIED	MADISON (JAMES) JUNIOR HIGH	MI	\$ 1,985,051.00	\$ -	\$ -	67	6/22/2005	Closed	
LOS ANGELES	LOS ANGELES UNIFIED	MADISON (JAMES) JUNIOR HIGH	MI	\$ 3,091,572.00	\$ -	\$ -	84	8/24/2005	Closed	
LOS ANGELES	LOS ANGELES UNIFIED	MAGNOLIA AVENUE ELEMENTARY	EL	\$ 2,112,047.00	\$ -	\$ -	65	9/28/2005	Closed	
LOS ANGELES	LOS ANGELES UNIFIED	MAIN STREET ELEMENTARY	EL	\$ 1,605,372.00	\$ -	\$ -	34	8/24/2005	Closed	
LOS ANGELES	LOS ANGELES UNIFIED	MALABAR STREET ELEMENTARY	EL	\$ 1,800,482.00	\$ -	\$ -	50	1/25/2006	Closed	
LOS ANGELES	LOS ANGELES UNIFIED	MANHATTAN PLACE ELEMENTARY	EL	\$ 1,464,176.00	\$ -	\$ -	-	7/27/2005	Closed	
LOS ANGELES	LOS ANGELES UNIFIED	MANHATTAN PLACE ELEMENTARY	EL	\$ 465,797.00	\$ -	\$ -	-	3/22/2006	Closed	
LOS ANGELES	LOS ANGELES UNIFIED	MANN (HORACE) JUNIOR HIGH	MI	\$ 2,121,384.00	\$ -	\$ -	-	7/27/2005	Closed	
LOS ANGELES	LOS ANGELES UNIFIED	MAR VISTA ELEMENTARY	EL	\$ 787,716.00	\$ -	\$ -	26	4/28/2004	Closed	
LOS ANGELES	LOS ANGELES UNIFIED	MAR VISTA ELEMENTARY	EL	\$ 1,022,365.00	\$ -	\$ -	35	2/22/2006	Closed	
LOS ANGELES	LOS ANGELES UNIFIED	MARINA DEL REY JUNIOR HIGH	MI	\$ 3,118,766.00	\$ -	\$ -	53	4/28/2004	Closed	
LOS ANGELES	LOS ANGELES UNIFIED	MARK TWAIN MIDDLE	MI	\$ 2,578,403.00	\$ -	\$ -	24	4/28/2004	Closed	
LOS ANGELES	LOS ANGELES UNIFIED	MARQUEZ AVENUE ELEMENTARY	EL	\$ 681,609.00	\$ -	\$ -	12	2/23/2005	Closed	
LOS ANGELES	LOS ANGELES UNIFIED	MARQUEZ AVENUE ELEMENTARY	EL	\$ 1,409,903.00	\$ -	\$ -	23	12/15/2005	Closed	
LOS ANGELES	LOS ANGELES UNIFIED	MARVIN ELEMENTARY	EL	\$ 1,363,237.00	\$ -	\$ -	48	8/24/2005	Closed	
LOS ANGELES	LOS ANGELES UNIFIED	MAYALL STREET ELEMENTARY	EL	\$ 992,632.00	\$ -	\$ -	29	7/27/2005	Closed	
LOS ANGELES	LOS ANGELES UNIFIED	MELVIN AVENUE ELEMENTARY	EL	\$ 978,401.00	\$ -	\$ -	32	7/27/2005	Closed	
LOS ANGELES	LOS ANGELES UNIFIED	MENLO AVENUE ELEMENTARY	EL	\$ 1,687,151.00	\$ -	\$ -	37	7/27/2005	Closed	
LOS ANGELES	LOS ANGELES UNIFIED	MEYLER STREET ELEMENTARY	EL	\$ 1,372,869.00	\$ -	\$ -	-	7/27/2005	Closed	
LOS ANGELES	LOS ANGELES UNIFIED	MILES AVENUE ELEMENTARY	EL	\$ 1,887,556.00	\$ -	\$ -	67	7/27/2005	Closed	
LOS ANGELES	LOS ANGELES UNIFIED	MILLER (LOREN) ELEMENTARY	EL	\$ 1,738,348.00	\$ -	\$ -	-	2/22/2006	Closed	
LOS ANGELES	LOS ANGELES UNIFIED	MILLIKAN (ROBERT A.) JUNIOR HI	MI	\$ 1,441,013.00	\$ -	\$ -	61	6/22/2005	Closed	
LOS ANGELES	LOS ANGELES UNIFIED	MILLIKAN (ROBERT A.) JUNIOR HI	MI	\$ 2,969,251.00	\$ -	\$ -	73	8/24/2005	Closed	
LOS ANGELES	LOS ANGELES UNIFIED	MIRAMONTE ELEMENTARY	EL	\$ 2,686,239.00	\$ -	\$ -	-	2/22/2006	Closed	
LOS ANGELES	LOS ANGELES UNIFIED	MONROE (JAMES) HIGH	HI	\$ 794,953.00	\$ -	\$ -	-	6/22/2005	Closed	
LOS ANGELES	LOS ANGELES UNIFIED	MONROE (JAMES) HIGH	HI	\$ 5,402,782.00	\$ -	\$ -	-	8/24/2005	Closed	
LOS ANGELES	LOS ANGELES UNIFIED	MONROE (JAMES) HIGH	HI	\$ 832,692.00	\$ -	\$ -	-	2/22/2006	Closed	
LOS ANGELES	LOS ANGELES UNIFIED	MT. GLEASON JUNIOR HIGH	MI	\$ 1,513,262.00	\$ -	\$ -	49	6/22/2005	Closed	
LOS ANGELES	LOS ANGELES UNIFIED	MT. GLEASON JUNIOR HIGH	MI	\$ 3,090,337.00	\$ -	\$ -	-	8/24/2005	100% Complete	
LOS ANGELES	LOS ANGELES UNIFIED	MT. GLEASON JUNIOR HIGH	MI	\$ 1,519,884.00	\$ -	\$ -	-	4/26/2006	Closed	
LOS ANGELES	LOS ANGELES UNIFIED	MULHOLLAND (WILLIAM) JUNIOR HIGH	MI	\$ 1,708,670.00	\$ -	\$ -	50	6/22/2005	Closed	

ATTACHMENT D - PROPOSITION 55 MODERNIZATION PROJECTS										
YEARLY REPORT ON THE STATE GENERAL OBLIGATION BOND MEASURE FOR THE SCHOOL FACILITY PROGRAM - 2014										
County	District	School Name	Grade	State Modernization Funds	Site Acquisition	Financial Hardship	Classrooms	Last SAB Date	Status	
LOS ANGELES	LOS ANGELES UNIFIED	MURCHISON STREET ELEMENTARY	EL	\$ 1,451,887.00	\$ -	\$ -	-	12/15/2005	Closed	
LOS ANGELES	LOS ANGELES UNIFIED	NAPA STREET ELEMENTARY	EL	\$ 1,202,523.00	\$ -	\$ -	30	7/27/2005	Closed	
LOS ANGELES	LOS ANGELES UNIFIED	NARBONNE (NATHANIEL) HIGH	HI	\$ 5,319,405.00	\$ -	\$ -	85	3/22/2006	Closed	
LOS ANGELES	LOS ANGELES UNIFIED	NESTLE AVENUE ELEMENTARY	EL	\$ 969,191.00	\$ -	\$ -	22	7/27/2005	Closed	
LOS ANGELES	LOS ANGELES UNIFIED	NEVADA AVENUE ELEMENTARY	EL	\$ 1,473,274.00	\$ -	\$ -	29	8/24/2005	Closed	
LOS ANGELES	LOS ANGELES UNIFIED	NIMITZ (CHESTER W.) JUNIOR HIGH	MI	\$ 2,602,834.00	\$ -	\$ -	93	8/24/2005	Closed	
LOS ANGELES	LOS ANGELES UNIFIED	NIMITZ (CHESTER W.) JUNIOR HIGH	MI	\$ 524,511.00	\$ -	\$ -	-	3/26/2008	99% Complete	
LOS ANGELES	LOS ANGELES UNIFIED	NOBEL JH MAG	MI	\$ 4,170,517.00	\$ -	\$ -	-	8/24/2005	100% Complete	
LOS ANGELES	LOS ANGELES UNIFIED	NORMANDIE AVENUE ELEMENTARY	EL	\$ 1,749,480.00	\$ -	\$ -	59	8/24/2005	Closed	
LOS ANGELES	LOS ANGELES UNIFIED	NORTHRIDGE JUNIOR HIGH	MI	\$ 1,455,341.00	\$ -	\$ -	56	6/22/2005	Closed	
LOS ANGELES	LOS ANGELES UNIFIED	NORTHRIDGE JUNIOR HIGH	MI	\$ 2,016,515.00	\$ -	\$ -	57	9/28/2005	Closed	
LOS ANGELES	LOS ANGELES UNIFIED	OLIVE VISTA JUNIOR HIGH	MI	\$ 467,526.00	\$ -	\$ -	2	5/3/2005	Closed	
LOS ANGELES	LOS ANGELES UNIFIED	OLIVE VISTA JUNIOR HIGH	MI	\$ 1,721,629.00	\$ -	\$ -	17	3/22/2006	Closed	
LOS ANGELES	LOS ANGELES UNIFIED	ONE HUNDRED EIGHTY-SIXTH STREET	EL	\$ 937,268.00	\$ -	\$ -	20	4/28/2004	Closed	
LOS ANGELES	LOS ANGELES UNIFIED	ONE HUNDRED FIFTY-THIRD STREET	EL	\$ 1,738,662.00	\$ -	\$ -	30	7/27/2005	Closed	
LOS ANGELES	LOS ANGELES UNIFIED	ONE HUNDRED SEVENTH STREET ELE	EL	\$ 1,627,403.00	\$ -	\$ -	46	7/27/2005	Closed	
LOS ANGELES	LOS ANGELES UNIFIED	ONE HUNDRED THIRTY-FIFTH STREET	EL	\$ 1,475,224.00	\$ -	\$ -	33	10/26/2005	Closed	
LOS ANGELES	LOS ANGELES UNIFIED	OVERLAND AVENUE ELEMENTARY	EL	\$ 884,534.00	\$ -	\$ -	18	2/23/2005	Closed	
LOS ANGELES	LOS ANGELES UNIFIED	OWENSMOUTH CONTINUATION	HI	\$ 69,541.00	\$ -	\$ -	94	3/22/2006	100% Complete	
LOS ANGELES	LOS ANGELES UNIFIED	PACIFIC PALISADES ELEMENTARY	EL	\$ 1,736,586.00	\$ -	\$ -	-	2/22/2006	Closed	
LOS ANGELES	LOS ANGELES UNIFIED	PACOIMA JUNIOR HIGH	MI	\$ 2,992,606.00	\$ -	\$ -	77	3/22/2006	100% Complete	
LOS ANGELES	LOS ANGELES UNIFIED	PALISADES CHARTER HIGH	HI	\$ 704,886.00	\$ -	\$ -	-	7/27/2005	Closed	
LOS ANGELES	LOS ANGELES UNIFIED	PALMS JUNIOR HIGH	MI	\$ 2,840,113.00	\$ -	\$ -	55	4/28/2004	Closed	
LOS ANGELES	LOS ANGELES UNIFIED	PARK AVENUE ELEMENTARY	EL	\$ 1,323,978.00	\$ -	\$ -	35	9/28/2005	Closed	
LOS ANGELES	LOS ANGELES UNIFIED	PARK WESTERN PLACE ELEMENTARY	EL	\$ 779,109.00	\$ -	\$ -	-	2/22/2006	Closed	
LOS ANGELES	LOS ANGELES UNIFIED	PARMELEE AVENUE ELEMENTARY	EL	\$ 2,485,721.00	\$ -	\$ -	-	2/22/2006	Closed	
LOS ANGELES	LOS ANGELES UNIFIED	PARMELEE AVENUE ELEMENTARY	EL	\$ 550,334.00	\$ -	\$ -	-	3/22/2006	Closed	
LOS ANGELES	LOS ANGELES UNIFIED	PARTHENIA ST. ELEMENTARY	EL	\$ 1,318,764.00	\$ -	\$ -	-	2/22/2006	Closed	
LOS ANGELES	LOS ANGELES UNIFIED	PARTHENIA ST. ELEMENTARY	EL	\$ 605,777.00	\$ -	\$ -	-	3/22/2006	Closed	
LOS ANGELES	LOS ANGELES UNIFIED	PASEO DEL REY FUNDAMENTAL	EL	\$ 462,731.00	\$ -	\$ -	13	2/23/2005	Closed	
LOS ANGELES	LOS ANGELES UNIFIED	PEARY (ROBERT E.) JUNIOR HIGH	MI	\$ 2,743,519.00	\$ -	\$ -	72	4/28/2004	Closed	
LOS ANGELES	LOS ANGELES UNIFIED	PEREZ (ALPHONSO B.) SPECIAL ED	EL	\$ 1,443,368.00	\$ -	\$ -	-	8/24/2005	Closed	
LOS ANGELES	LOS ANGELES UNIFIED	PINEWOOD AVENUE ELEMENTARY	EL	\$ 1,403,383.00	\$ -	\$ -	-	2/22/2006	Closed	
LOS ANGELES	LOS ANGELES UNIFIED	PLAYA DEL REY ELEMENTARY	EL	\$ 601,843.00	\$ -	\$ -	14	2/23/2005	Closed	
LOS ANGELES	LOS ANGELES UNIFIED	PLUMMER ELEMENTARY	EL	\$ 1,452,174.00	\$ -	\$ -	-	8/24/2005	Closed	
LOS ANGELES	LOS ANGELES UNIFIED	PORTER (GEORGE K.) JUNIOR HIGH	MI	\$ 1,475,207.00	\$ -	\$ -	47	6/22/2005	Closed	
LOS ANGELES	LOS ANGELES UNIFIED	PORTOLA (GASPAR DE) JUNIOR HIG	MI	\$ 2,182,692.00	\$ -	\$ -	70	8/24/2005	Closed	
LOS ANGELES	LOS ANGELES UNIFIED	PRESIDENT AVENUE ELEMENTARY	EL	\$ 930,514.00	\$ -	\$ -	17	4/28/2004	Closed	
LOS ANGELES	LOS ANGELES UNIFIED	PURCHE AVENUE ELEMENTARY	EL	\$ 1,160,099.00	\$ -	\$ -	23	4/28/2004	Closed	
LOS ANGELES	LOS ANGELES UNIFIED	RANCHITO AVENUE ELEMENTARY	EL	\$ 967,289.00	\$ -	\$ -	31	7/27/2005	Closed	
LOS ANGELES	LOS ANGELES UNIFIED	RAYMOND AVENUE ELEMENTARY	EL	\$ 1,436,888.00	\$ -	\$ -	41	7/27/2005	Closed	
LOS ANGELES	LOS ANGELES UNIFIED	REVERE (PAUL) JUNIOR HIGH	MI	\$ 2,840,341.00	\$ -	\$ -	67	3/26/2008	100% Complete	
LOS ANGELES	LOS ANGELES UNIFIED	RICHLAND AVENUE ELEMENTARY	EL	\$ 606,590.00	\$ -	\$ -	17	2/23/2005	Closed	
LOS ANGELES	LOS ANGELES UNIFIED	ROSCOE ELEMENTARY	EL	\$ 2,176,049.00	\$ -	\$ -	-	3/22/2006	Closed	
LOS ANGELES	LOS ANGELES UNIFIED	ROSCOMARE ROAD ELEMENTARY	EL	\$ 346,057.00	\$ -	\$ -	2	2/23/2005	Closed	
LOS ANGELES	LOS ANGELES UNIFIED	ROSEMONT AVENUE ELEMENTARY	EL	\$ 1,542,443.00	\$ -	\$ -	41	8/24/2005	Closed	
LOS ANGELES	LOS ANGELES UNIFIED	ROWAN AVENUE ELEMENTARY	EL	\$ 1,901,516.00	\$ -	\$ -	-	7/27/2005	Closed	
LOS ANGELES	LOS ANGELES UNIFIED	SALVIN (SOPHIA T.) ELEMENTARY	EL	\$ 1,564,658.00	\$ -	\$ -	27	7/27/2005	Closed	
LOS ANGELES	LOS ANGELES UNIFIED	SAN FERNANDO MIDDLE	MI	\$ 2,193,440.00	\$ -	\$ -	-	7/27/2005	Closed	
LOS ANGELES	LOS ANGELES UNIFIED	SAN FERNANDO SENIOR HIGH	HI	\$ 6,344,625.00	\$ -	\$ -	116	12/15/2005	Closed	
LOS ANGELES	LOS ANGELES UNIFIED	SAN JOSE STREET ELEMENTARY	EL	\$ 1,060,619.00	\$ -	\$ -	41	7/27/2005	Closed	
LOS ANGELES	LOS ANGELES UNIFIED	SAN PEDRO STREET ELEMENTARY	EL	\$ 1,430,540.00	\$ -	\$ -	37	2/22/2006	Closed	
LOS ANGELES	LOS ANGELES UNIFIED	SEPULVEDA (FRANCISCO) JUNIOR H	MI	\$ 1,209,963.00	\$ -	\$ -	54	6/22/2005	Closed	
LOS ANGELES	LOS ANGELES UNIFIED	SEPULVEDA (FRANCISCO) JUNIOR H	MI	\$ 3,970,194.00	\$ -	\$ -	84	10/26/2005	Closed	
LOS ANGELES	LOS ANGELES UNIFIED	SEPULVEDA (FRANCISCO) JUNIOR H	MI	\$ 1,349,897.00	\$ -	\$ -	-	3/22/2006	Closed	
LOS ANGELES	LOS ANGELES UNIFIED	SEVENTH STREET ELEMENTARY	EL	\$ 776,754.00	\$ -	\$ -	21	4/28/2004	Closed	
LOS ANGELES	LOS ANGELES UNIFIED	SEVENTY-FIFTH STREET ELEMENTARY	EL	\$ 2,765,843.00	\$ -	\$ -	63	7/27/2005	Closed	
LOS ANGELES	LOS ANGELES UNIFIED	SEVENTY-FOURTH STREET ELEMENTA	EL	\$ 1,046,936.00	\$ -	\$ -	-	7/27/2005	Closed	
LOS ANGELES	LOS ANGELES UNIFIED	SHENANDOAH STREET ELEMENTARY	EL	\$ 639,487.00	\$ -	\$ -	19	2/23/2005	Closed	
LOS ANGELES	LOS ANGELES UNIFIED	SHENANDOAH STREET ELEMENTARY	EL	\$ 1,198,195.00	\$ -	\$ -	43	12/15/2005	Closed	
LOS ANGELES	LOS ANGELES UNIFIED	SHERIDAN STREET ELEMENTARY	EL	\$ 2,013,800.00	\$ -	\$ -	66	8/24/2005	Closed	
LOS ANGELES	LOS ANGELES UNIFIED	SHERMAN OAKS CENTER FOR ENRICHED	HI	\$ 2,612,590.00	\$ -	\$ -	-	4/26/2006	Closed	
LOS ANGELES	LOS ANGELES UNIFIED	SHIRLEY AVENUE ELEMENTARY	EL	\$ 1,186,813.00	\$ -	\$ -	44	7/27/2005	Closed	

ATTACHMENT D - PROPOSITION 55 MODERNIZATION PROJECTS										
YEARLY REPORT ON THE STATE GENERAL OBLIGATION BOND MEASURE FOR THE SCHOOL FACILITY PROGRAM - 2014										
County	District	School Name	Grade	State Modernization Funds	Site Acquisition	Financial Hardship	Classrooms	Last SAB Date	Status	
LOS ANGELES	LOS ANGELES UNIFIED	SIERRA PARK ELEMENTARY	EL	\$ 1,532,470.00	\$ -	\$ -	42	12/15/2005	99% Complete	
LOS ANGELES	LOS ANGELES UNIFIED	SIXTH AVENUE ELEMENTARY	EL	\$ 1,512,979.00	\$ -	\$ -	-	8/24/2005	Closed	
LOS ANGELES	LOS ANGELES UNIFIED	SIXTY-SIXTH STREET ELEMENTARY	EL	\$ 2,057,999.00	\$ -	\$ -	51	7/27/2005	Closed	
LOS ANGELES	LOS ANGELES UNIFIED	SIXTY-SIXTH STREET ELEMENTARY	EL	\$ 199,010.00	\$ -	\$ -	-	3/22/2006	Closed	
LOS ANGELES	LOS ANGELES UNIFIED	SOTO STREET ELEMENTARY	EL	\$ 782,516.00	\$ -	\$ -	-	8/24/2005	Closed	
LOS ANGELES	LOS ANGELES UNIFIED	SOUTH PARK ELEMENTARY	EL	\$ 2,206,014.00	\$ -	\$ -	-	3/22/2006	Closed	
LOS ANGELES	LOS ANGELES UNIFIED	STANFORD AVENUE ELEMENTARY	EL	\$ 1,693,394.00	\$ -	\$ -	-	1/25/2006	Closed	
LOS ANGELES	LOS ANGELES UNIFIED	STERRY (NORA) ELEMENTARY	EL	\$ 418,907.00	\$ -	\$ -	11	2/23/2005	Closed	
LOS ANGELES	LOS ANGELES UNIFIED	SUNLAND ELEMENTARY	EL	\$ 1,479,176.00	\$ -	\$ -	-	2/22/2006	Closed	
LOS ANGELES	LOS ANGELES UNIFIED	SUNNY BRAE AVENUE ELEMENTARY	EL	\$ 1,090,282.00	\$ -	\$ -	33	7/27/2005	Closed	
LOS ANGELES	LOS ANGELES UNIFIED	SUPERIOR STREET ELEMENTARY	EL	\$ 1,068,868.00	\$ -	\$ -	23	7/27/2005	Closed	
LOS ANGELES	LOS ANGELES UNIFIED	SUTTER (JOHN A.) JUNIOR HIGH	MI	\$ 1,873,236.00	\$ -	\$ -	42	6/22/2005	Closed	
LOS ANGELES	LOS ANGELES UNIFIED	SUTTER (JOHN A.) JUNIOR HIGH	MI	\$ 2,489,634.00	\$ -	\$ -	68	12/15/2005	Closed	
LOS ANGELES	LOS ANGELES UNIFIED	SYLMAR SENIOR HIGH	HI	\$ 3,291,522.00	\$ -	\$ -	122	7/27/2005	Closed	
LOS ANGELES	LOS ANGELES UNIFIED	SYLMAR SENIOR HIGH	HI	\$ 2,080,818.00	\$ -	\$ -	-	4/26/2006	Closed	
LOS ANGELES	LOS ANGELES UNIFIED	TAFT (WILLIAM HOWARD) SENIOR HIGH	HI	\$ 2,263,805.00	\$ -	\$ -	89	6/22/2005	Closed	
LOS ANGELES	LOS ANGELES UNIFIED	TAFT (WILLIAM HOWARD) SENIOR HIGH	HI	\$ 5,753,419.00	\$ -	\$ -	117	12/15/2005	Closed	
LOS ANGELES	LOS ANGELES UNIFIED	TELFAIR AVENUE ELEMENTARY	EL	\$ 1,236,375.00	\$ -	\$ -	-	12/15/2005	Closed	
LOS ANGELES	LOS ANGELES UNIFIED	THIRD STREET ELEMENTARY	EL	\$ 1,052,519.00	\$ -	\$ -	35	7/27/2005	Closed	
LOS ANGELES	LOS ANGELES UNIFIED	THIRD STREET ELEMENTARY	EL	\$ 581,577.00	\$ -	\$ -	20	3/22/2006	Closed	
LOS ANGELES	LOS ANGELES UNIFIED	TOLAND WAY ELEMENTARY	EL	\$ 1,254,119.00	\$ -	\$ -	27	12/15/2005	Closed	
LOS ANGELES	LOS ANGELES UNIFIED	TOLUCA LAKE ELEMENTARY	EL	\$ 1,015,097.00	\$ -	\$ -	-	2/22/2006	Closed	
LOS ANGELES	LOS ANGELES UNIFIED	TOLUCA LAKE ELEMENTARY	EL	\$ 736,303.00	\$ -	\$ -	-	3/22/2006	Closed	
LOS ANGELES	LOS ANGELES UNIFIED	TOPEKA DRIVE ELEMENTARY	EL	\$ 1,269,032.00	\$ -	\$ -	32	7/27/2005	Closed	
LOS ANGELES	LOS ANGELES UNIFIED	TOWNE AVENUE ELEMENTARY	EL	\$ 201,240.00	\$ -	\$ -	27	1/25/2006	Closed	
LOS ANGELES	LOS ANGELES UNIFIED	TRINITY STREET ELEMENTARY	EL	\$ 1,566,077.00	\$ -	\$ -	52	8/24/2005	Closed	
LOS ANGELES	LOS ANGELES UNIFIED	TULSA STREET ELEMENTARY	EL	\$ 1,060,685.00	\$ -	\$ -	28	7/27/2005	Closed	
LOS ANGELES	LOS ANGELES UNIFIED	TWENTIETH STREET ELEMENTARY	EL	\$ 914,702.00	\$ -	\$ -	33	8/24/2005	99% Complete	
LOS ANGELES	LOS ANGELES UNIFIED	TWENTY-EIGHTH STREET ELEMENTARY	EL	\$ 2,907,829.00	\$ -	\$ -	55	1/25/2006	Closed	
LOS ANGELES	LOS ANGELES UNIFIED	TWO HUNDRED THIRTY-SECOND PLACE	EL	\$ 1,857,534.00	\$ -	\$ -	27	8/24/2005	Closed	
LOS ANGELES	LOS ANGELES UNIFIED	UNIVERSITY SENIOR HIGH	HI	\$ 2,597,521.00	\$ -	\$ -	21	4/28/2004	Closed	
LOS ANGELES	LOS ANGELES UNIFIED	UTAH STREET ELEMENTARY	EL	\$ 1,588,816.00	\$ -	\$ -	-	7/27/2005	Closed	
LOS ANGELES	LOS ANGELES UNIFIED	VAN NUYS SENIOR HIGH	HI	\$ 1,838,652.00	\$ -	\$ -	112	3/22/2006	Closed	
LOS ANGELES	LOS ANGELES UNIFIED	VAN NUYS SENIOR HIGH	HI	\$ 6,422,962.00	\$ -	\$ -	112	3/26/2008	99% Complete	
LOS ANGELES	LOS ANGELES UNIFIED	VANALDEN AVENUE ELEMENTARY	EL	\$ 791,946.00	\$ -	\$ -	26	12/15/2005	Closed	
LOS ANGELES	LOS ANGELES UNIFIED	VENA AVENUE ELEMENTARY	EL	\$ 1,357,075.00	\$ -	\$ -	-	3/26/2008	100% Complete	
LOS ANGELES	LOS ANGELES UNIFIED	VENICE SENIOR HIGH	HI	\$ 5,356,681.00	\$ -	\$ -	103	2/22/2006	Closed	
LOS ANGELES	LOS ANGELES UNIFIED	VERDUGO HILLS SENIOR HIGH	HI	\$ 1,378,272.00	\$ -	\$ -	1	3/22/2006	Closed	
LOS ANGELES	LOS ANGELES UNIFIED	VERMONT AVENUE ELEMENTARY	EL	\$ 1,665,055.00	\$ -	\$ -	55	12/15/2005	Closed	
LOS ANGELES	LOS ANGELES UNIFIED	VICTORIA AVENUE ELEMENTARY	EL	\$ 1,198,625.00	\$ -	\$ -	38	7/27/2005	Closed	
LOS ANGELES	LOS ANGELES UNIFIED	VICTORY BOULEVARD ELEMENTARY	EL	\$ 1,397,292.00	\$ -	\$ -	-	12/15/2005	Closed	
LOS ANGELES	LOS ANGELES UNIFIED	WADSWORTH AVENUE ELEMENTARY	EL	\$ 1,746,803.00	\$ -	\$ -	-	8/24/2005	Closed	
LOS ANGELES	LOS ANGELES UNIFIED	WALGROVE AVENUE ELEMENTARY	EL	\$ 949,966.00	\$ -	\$ -	24	2/23/2005	Closed	
LOS ANGELES	LOS ANGELES UNIFIED	WARNER AVENUE ELEMENTARY	EL	\$ 524,335.00	\$ -	\$ -	13	2/23/2005	Closed	
LOS ANGELES	LOS ANGELES UNIFIED	WARNER AVENUE ELEMENTARY	EL	\$ 1,295,325.00	\$ -	\$ -	32	9/28/2005	Closed	
LOS ANGELES	LOS ANGELES UNIFIED	WEBSTER (DANIEL) JUNIOR HIGH	MI	\$ 2,789,667.00	\$ -	\$ -	51	4/28/2004	Closed	
LOS ANGELES	LOS ANGELES UNIFIED	WEEMES (LENICIA B.) ELEMENTARY	EL	\$ 1,881,604.00	\$ -	\$ -	-	9/28/2005	Closed	
LOS ANGELES	LOS ANGELES UNIFIED	WELBY WAY ELEMENTARY	EL	\$ 1,533,961.00	\$ -	\$ -	31	8/24/2005	Closed	
LOS ANGELES	LOS ANGELES UNIFIED	WEST VERNON AVENUE ELEMENTARY	EL	\$ 1,879,394.00	\$ -	\$ -	46	3/26/2008	100% Complete	
LOS ANGELES	LOS ANGELES UNIFIED	WESTERN AVENUE ELEMENTARY	EL	\$ 1,666,898.00	\$ -	\$ -	-	7/27/2005	Closed	
LOS ANGELES	LOS ANGELES UNIFIED	WESTMINSTER AVENUE ELEMENTARY	EL	\$ 1,231,371.00	\$ -	\$ -	33	2/23/2005	Closed	
LOS ANGELES	LOS ANGELES UNIFIED	WESTMINSTER AVENUE ELEMENTARY	EL	\$ 650,732.00	\$ -	\$ -	37	12/15/2005	Closed	
LOS ANGELES	LOS ANGELES UNIFIED	WESTPORT HEIGHTS ELEMENTARY	EL	\$ 703,947.00	\$ -	\$ -	19	2/23/2005	Closed	
LOS ANGELES	LOS ANGELES UNIFIED	WESTSIDE GLOBAL AWARENESS MAGNE	HI	\$ 752,014.00	\$ -	\$ -	-	2/22/2006	Closed	
LOS ANGELES	LOS ANGELES UNIFIED	WESTWOOD ELEMENTARY	EL	\$ 1,119,857.00	\$ -	\$ -	25	2/23/2005	Closed	
LOS ANGELES	LOS ANGELES UNIFIED	WESTWOOD ELEMENTARY	EL	\$ 1,577,348.00	\$ -	\$ -	37	3/26/2008	99% Complete	
LOS ANGELES	LOS ANGELES UNIFIED	WHITE (STEPHEN M.) JUNIOR HIGH	MI	\$ 1,583,323.00	\$ -	\$ -	-	1/25/2006	Closed	
LOS ANGELES	LOS ANGELES UNIFIED	WILBUR AVENUE ELEMENTARY	EL	\$ 1,041,210.00	\$ -	\$ -	37	7/27/2005	Closed	
LOS ANGELES	LOS ANGELES UNIFIED	WILMINGTON JUNIOR HIGH	MI	\$ 2,008,434.00	\$ -	\$ -	17	4/28/2004	Closed	
LOS ANGELES	LOS ANGELES UNIFIED	WILSON (WOODROW) SENIOR HIGH	HI	\$ 2,199,802.00	\$ -	\$ -	54	5/3/2005	Closed	
LOS ANGELES	LOS ANGELES UNIFIED	WILSON (WOODROW) SENIOR HIGH	HI	\$ 3,358,555.00	\$ -	\$ -	61	6/22/2005	Closed	
LOS ANGELES	LOS ANGELES UNIFIED	WILSON (WOODROW) SENIOR HIGH	HI	\$ 5,718,771.00	\$ -	\$ -	-	1/25/2006	Closed	
LOS ANGELES	LOS ANGELES UNIFIED	WINDSOR HILLS MATH/SCIENCE/AEROSP	EL	\$ 495,707.00	\$ -	\$ -	22	2/23/2005	Closed	

ATTACHMENT D - PROPOSITION 55 MODERNIZATION PROJECTS										
YEARLY REPORT ON THE STATE GENERAL OBLIGATION BOND MEASURE FOR THE SCHOOL FACILITY PROGRAM - 2014										
County	District	School Name	Grade	State Modernization Funds	Site Acquisition	Financial Hardship	Classrooms	Last SAB Date	Status	
LOS ANGELES	LOS ANGELES UNIFIED	WINNETKA AVENUE ELEMENTARY	EL	\$ 1,090,592.00	\$ -	\$ -	-	7/27/2005	Closed	
LOS ANGELES	LOS ANGELES UNIFIED	WOODCREST ELEMENTARY	EL	\$ 1,622,428.00	\$ -	\$ -	51	7/27/2005	Closed	
LOS ANGELES	LOS ANGELES UNIFIED	WOODLAKE AVENUE ELEMENTARY	EL	\$ 1,210,899.00	\$ -	\$ -	29	8/24/2005	Closed	
LOS ANGELES	LOS ANGELES UNIFIED	WOODLAND HILLS ACADEMY	MI	\$ 2,841,767.00	\$ -	\$ -	49	9/28/2005	Closed	
LOS ANGELES	LOS ANGELES UNIFIED	WOODLAND HILLS ACADEMY	MI	\$ 425,103.00	\$ -	\$ -	-	3/22/2006	Closed	
LOS ANGELES	LOS ANGELES UNIFIED	WRIGHT (ORVILLE) MIDDLE	MI	\$ 3,824,149.00	\$ -	\$ -	50	4/28/2004	Closed	
LOS ANGELES	LOS ANGELES UNIFIED	YORKDALE ELEMENTARY	EL	\$ 866,497.00	\$ -	\$ -	29	7/27/2005	Closed	
LOS ANGELES	LYNWOOD UNIFIED	LYNWOOD MIDDLE	MI	\$ 2,682,977.00	\$ -	\$ 1,488,171.00	14	5/3/2005	Closed	
LOS ANGELES	LYNWOOD UNIFIED	ROGERS (WILL) ELEMENTARY	EL	\$ 266,698.00	\$ -	\$ 164,367.00	18	12/14/2011	100% Complete	
LOS ANGELES	MANHATTAN BEACH UNIFIED	MIRA COSTA HIGH	HI	\$ 19,205.00	\$ -	\$ -	91	3/30/2005	Closed	
LOS ANGELES	MONROVIA UNIFIED	CLIFTON MIDDLE	MI	\$ 821,997.00	\$ -	\$ -	27	8/24/2005	Closed	
LOS ANGELES	MONTEBELLO UNIFIED	CAESAR E. CHAVEZ ELEMENTARY	EL	\$ 28,014.00	\$ -	\$ -	12	9/28/2005	Closed	
LOS ANGELES	MONTEBELLO UNIFIED	LA MERCED INTERMEDIATE	MI	\$ 35,856.00	\$ -	\$ -	48	10/26/2005	Closed	
LOS ANGELES	MONTEBELLO UNIFIED	MONTEBELLO HIGH	EL	\$ 29,463.00	\$ -	\$ -	20	9/28/2005	Closed	
LOS ANGELES	MONTEBELLO UNIFIED	SCHURR HIGH	HI	\$ 63,170.00	\$ -	\$ -	83	10/26/2005	Closed	
LOS ANGELES	MONTEBELLO UNIFIED	SUVA INTERMEDIATE	MI	\$ 37,722.00	\$ -	\$ -	48	10/26/2005	Closed	
LOS ANGELES	NORWALK-LA MIRADA UNIFIED	DOLLAND (JOHN) ELEMENTARY	EL	\$ 21,464.00	\$ -	\$ -	28	3/30/2005	Closed	
LOS ANGELES	NORWALK-LA MIRADA UNIFIED	EDMONDSON (EARL E.) ELEMENTARY	EL	\$ 2,739,658.00	\$ -	\$ -	19	3/26/2008	100% Complete	
LOS ANGELES	NORWALK-LA MIRADA UNIFIED	GARDENHILL ELEMENTARY	EL	\$ 2,039,746.00	\$ -	\$ -	24	10/26/2005	Closed	
LOS ANGELES	NORWALK-LA MIRADA UNIFIED	GLENN (JOHN H.) HIGH	HI	\$ 39,217.00	\$ -	\$ -	58	3/30/2005	Closed	
LOS ANGELES	NORWALK-LA MIRADA UNIFIED	HARGITT MIDDLE	MI	\$ 21,813.00	\$ -	\$ -	20	3/30/2005	Closed	
LOS ANGELES	NORWALK-LA MIRADA UNIFIED	JOHNSTON (D. D.) ELEMENTARY	EL	\$ 23,399.00	\$ -	\$ -	21	3/30/2005	Closed	
LOS ANGELES	NORWALK-LA MIRADA UNIFIED	LA MIRADA HIGH	HI	\$ 461,815.00	\$ -	\$ -	-	4/26/2006	Closed	
LOS ANGELES	NORWALK-LA MIRADA UNIFIED	LA PLUMA ELEMENTARY	EL	\$ 2,055,954.00	\$ -	\$ -	24	12/15/2005	Closed	
LOS ANGELES	NORWALK-LA MIRADA UNIFIED	LOS ALISOS MIDDLE	MI	\$ 22,996.00	\$ -	\$ -	23	3/30/2005	Closed	
LOS ANGELES	NORWALK-LA MIRADA UNIFIED	MORRISON (JULIA B.) ELEMENTARY	EL	\$ 22,917.00	\$ -	\$ -	25	3/30/2005	Closed	
LOS ANGELES	NORWALK-LA MIRADA UNIFIED	NEW RIVER ELEMENTARY	EL	\$ 2,971,142.00	\$ -	\$ -	25	10/26/2005	Closed	
LOS ANGELES	NORWALK-LA MIRADA UNIFIED	NORWALK HIGH	HI	\$ 46,133.00	\$ -	\$ -	77	3/30/2005	Closed	
LOS ANGELES	NORWALK-LA MIRADA UNIFIED	NUFFER (JOHN H.) ELEMENTARY	EL	\$ 3,273,494.00	\$ -	\$ -	24	10/26/2005	Closed	
LOS ANGELES	NORWALK-LA MIRADA UNIFIED	SANCHEZ (ARTURO) ELEMENTARY	EL	\$ 2,002,223.00	\$ -	\$ -	24	2/22/2006	Closed	
LOS ANGELES	NORWALK-LA MIRADA UNIFIED	WAITE MIDDLE	MI	\$ 25,588.00	\$ -	\$ -	20	3/30/2005	Closed	
LOS ANGELES	REDONDO BEACH UNIFIED	ALTA VISTA ELEMENTARY	EL	\$ 1,352,411.00	\$ -	\$ -	18	4/28/2004	Closed	
LOS ANGELES	REDONDO BEACH UNIFIED	BERYL HEIGHTS ELEMENTARY	EL	\$ 1,087,457.00	\$ -	\$ -	16	3/30/2005	Closed	
LOS ANGELES	REDONDO BEACH UNIFIED	BIRNEY ELEMENTARY	EL	\$ 894,666.00	\$ -	\$ -	11	4/28/2004	Closed	
LOS ANGELES	REDONDO BEACH UNIFIED	JEFFERSON ELEMENTARY	EL	\$ 2,237,789.00	\$ -	\$ -	23	3/30/2005	Closed	
LOS ANGELES	REDONDO BEACH UNIFIED	MADISON ELEMENTARY	EL	\$ 1,304,526.00	\$ -	\$ -	16	3/30/2005	Closed	
LOS ANGELES	REDONDO BEACH UNIFIED	REDONDO HIGH	HI	\$ 13,454,065.00	\$ -	\$ -	87	7/27/2005	Closed	
LOS ANGELES	REDONDO BEACH UNIFIED	TULITA ELEMENTARY	EL	\$ 1,862,946.00	\$ -	\$ -	22	3/30/2005	Closed	
LOS ANGELES	ROWLAND UNIFIED	GIANO INTERMEDIATE	MI	\$ 22,091.00	\$ -	\$ -	26	3/29/2005	Closed	
LOS ANGELES	ROWLAND UNIFIED	HOLLINGWORTH ELEMENTARY	EL	\$ 19,755.00	\$ -	\$ -	33	3/29/2005	Closed	
LOS ANGELES	ROWLAND UNIFIED	JELICK ELEMENTARY	EL	\$ 20,103.00	\$ -	\$ -	24	3/30/2005	Closed	
LOS ANGELES	ROWLAND UNIFIED	KILLIAN ELEMENTARY	EL	\$ 19,763.00	\$ -	\$ -	29	3/29/2005	Closed	
LOS ANGELES	ROWLAND UNIFIED	NOGALES HIGH	HI	\$ 6,049,384.00	\$ -	\$ -	92	2/23/2005	Closed	
LOS ANGELES	ROWLAND UNIFIED	RINCON INTERMEDIATE	MI	\$ 2,542,512.00	\$ -	\$ -	31	2/23/2005	Closed	
LOS ANGELES	ROWLAND UNIFIED	RORIMER ELEMENTARY	EL	\$ 20,520.00	\$ -	\$ -	31	3/30/2005	Closed	
LOS ANGELES	ROWLAND UNIFIED	ROWLAND ELEMENTARY	EL	\$ 1,455,530.00	\$ -	\$ -	26	2/23/2005	Closed	
LOS ANGELES	ROWLAND UNIFIED	SANTANA HIGH	HI	\$ 12,654.00	\$ -	\$ -	15	3/29/2005	Closed	
LOS ANGELES	ROWLAND UNIFIED	YBARRA ELEMENTARY	EL	\$ 19,599.00	\$ -	\$ -	25	3/29/2005	Closed	
LOS ANGELES	ROWLAND UNIFIED	YORBITA ELEMENTARY	EL	\$ 20,773.00	\$ -	\$ -	35	3/30/2005	Closed	
LOS ANGELES	SAUGUS UNION ELEMENTARY	HIGHLANDS ELEMENTARY	EL	\$ 1,563,602.00	\$ -	\$ -	19	10/26/2005	Closed	
LOS ANGELES	SAUGUS UNION ELEMENTARY	RIO VISTA ELEMENTARY	EL	\$ 1,711,609.00	\$ -	\$ -	21	2/23/2005	Closed	
LOS ANGELES	SAUGUS UNION ELEMENTARY	ROSEDELL ELEMENTARY	EL	\$ 1,373,653.00	\$ -	\$ -	21	2/23/2005	Closed	
LOS ANGELES	SULPHUR SPRINGS UNION ELEMENTARY	CANYON SPRINGS COMM. ELEM	EL	\$ 1,286,206.00	\$ -	\$ -	17	5/3/2005	Closed	
LOS ANGELES	SULPHUR SPRINGS UNION ELEMENTARY	MINT CANYON COMMUNITY ELEMENTARY	EL	\$ 12,800.00	\$ -	\$ 3,200.00	8	2/23/2005	Closed	
LOS ANGELES	SULPHUR SPRINGS UNION ELEMENTARY	SULPHUR SPRINGS COMMUNITY ELEM	EL	\$ 1,254,824.00	\$ -	\$ -	14	5/3/2005	Closed	
LOS ANGELES	SULPHUR SPRINGS UNION ELEMENTARY	VALLEY VIEW ELEMENTARY	EL	\$ 1,379,858.00	\$ -	\$ -	16	5/3/2005	Closed	
LOS ANGELES	WEST COVINA UNIFIED	CORONADO CONTINUATION HIGH	HI	\$ 2,025,094.00	\$ -	\$ -	22	9/28/2005	Closed	
LOS ANGELES	WEST COVINA UNIFIED	EDGEWOOD MIDDLE	MI	\$ 4,802,091.00	\$ -	\$ -	65	9/28/2005	Closed	
LOS ANGELES	WEST COVINA UNIFIED	VINE ELEMENTARY	EL	\$ 1,638,385.00	\$ -	\$ -	19	3/30/2005	Closed	
LOS ANGELES	WEST COVINA UNIFIED	WESCOVE ELEMENTARY	EL	\$ 1,345,490.00	\$ -	\$ -	18	3/30/2005	Closed	
LOS ANGELES	WEST COVINA UNIFIED	WEST COVINA HIGH	HI	\$ 13,711,556.00	\$ -	\$ -	72	9/28/2005	99% Complete	
LOS ANGELES	WESTSIDE UNION ELEMENTARY	LEONA VALLEY ELEMENTARY	EL	\$ 2,599.00	\$ -	\$ -	4	5/3/2005	Closed	
LOS ANGELES	WESTSIDE UNION ELEMENTARY	VALLEY VIEW ELEMENTARY	EL	\$ 9,245.00	\$ -	\$ -	15	5/3/2005	Closed	

ATTACHMENT D - PROPOSITION 55 MODERNIZATION PROJECTS										
YEARLY REPORT ON THE STATE GENERAL OBLIGATION BOND MEASURE FOR THE SCHOOL FACILITY PROGRAM - 2014										
County	District	School Name	Grade	State Modernization Funds	Site Acquisition	Financial Hardship	Classrooms	Last SAB Date	Status	
LOS ANGELES	WESTSIDE UNION ELEMENTARY	WALKER (JOE) MIDDLE	MI	\$ 3,035,042.00	\$ -	\$ -	28	6/22/2005	Closed	
LOS ANGELES	WILSONA	WILSONA ELEMENTARY	EL	\$ 1,188,152.00	\$ -	\$ 791,401.00	15	6/22/2005	Closed	
LOS ANGELES	WISEBURN ELEMENTARY	ANZA (JUAN DE) ELEMENTARY	EL	\$ 1,550,918.00	\$ -	\$ -	28	4/28/2004	Closed	
LOS ANGELES	WISEBURN ELEMENTARY	BURNETT ELEMENTARY	EL	\$ 1,052,748.00	\$ -	\$ -	18	4/28/2004	Closed	
LOS ANGELES County Totals				\$ 753,112,012.69	\$ -	\$ 2,544,982.94				
MADERA	ALVIEW-DAIRYLAND UNION ELEMENTARY	ALVIEW ELEMENTARY	EL	\$ 12,800.00	\$ -	\$ -	10	2/23/2005	Closed	
MADERA	ALVIEW-DAIRYLAND UNION ELEMENTARY	DAIRYLAND ELEMENTARY	EL	\$ 12,800.00	\$ -	\$ -	9	2/23/2005	Closed	
MADERA	CHAWANAKEE UNIFIED	NORTH FORK ELEMENTARY	EL	\$ 17,132.00	\$ -	\$ -	17	3/29/2005	Closed	
MADERA	CHAWANAKEE UNIFIED	SPRING VALLEY ELEMENTARY	EL	\$ 12,800.00	\$ -	\$ -	4	3/29/2005	Closed	
MADERA	CHOWCHILLA ELEMENTARY	WILSON MIDDLE	MI	\$ 662,239.00	\$ -	\$ -	12	4/26/2006	Closed	
MADERA	CHOWCHILLA UNION HIGH	CHOWCHILLA HIGH	HI	\$ 396,848.00	\$ -	\$ -	3	8/24/2005	Closed	
MADERA	CHOWCHILLA UNION HIGH	CHOWCHILLA HIGH	HI	\$ 534,388.00	\$ -	\$ -	5	9/28/2005	Closed	
MADERA	MADERA COUNTY OFFICE OF EDUCATION	COARSEGOLD ELEMENTARY	EL	\$ 25,153.00	\$ -	\$ 16,769.00	2	9/28/2005	100% Complete	
MADERA	MADERA COUNTY OFFICE OF EDUCATION	SPECIAL EDUCATION - GOULD CENTER	EL	\$ 75,460.00	\$ -	\$ 50,306.00	5	8/24/2005	Closed	
MADERA	RAYMOND-KNOWLES UNION ELEMENTARY	RAYMOND-KNOWLES ELEMENTARY	EL	\$ 287,594.00	\$ -	\$ 63,745.00	1	11/3/2010	Closed	
MADERA	YOSEMITE UNIFIED	COARSEGOLD ELEMENTARY	EL	\$ 1,293,649.00	\$ -	\$ -	15	8/24/2005	Closed	
MADERA	YOSEMITE UNIFIED	COARSEGOLD ELEMENTARY	EL	\$ 784,242.00	\$ -	\$ -	6	3/26/2008	95% Complete	
MADERA	YOSEMITE UNIFIED	YOSEMITE HIGH	HI	\$ 778,627.00	\$ -	\$ -	5	5/3/2005	Closed	
MADERA County Totals				\$ 4,893,732.00	\$ -	\$ 130,820.00				
MARIN	LAGUNITAS ELEMENTARY	LAGUNITAS ELEMENTARY	EL	\$ 961,868.00	\$ -	\$ 570,521.00	7	3/30/2005	Closed	
MARIN	LAGUNITAS ELEMENTARY	SAN GERONIMO VALLEY ELEMENTARY	EL	\$ 477,985.00	\$ -	\$ 276,913.00	8	3/30/2005	Closed	
MARIN	REED UNION ELEMENTARY	DEL MAR INTERMEDIATE	MI	\$ 233,710.00	\$ -	\$ -	3	3/22/2006	Closed	
MARIN	SAN RAFAEL CITY ELEMENTARY	BAHIA VISTA ELEMENTARY	EL	\$ 1,703,973.00	\$ -	\$ -	23	5/3/2005	Closed	
MARIN	SAN RAFAEL CITY ELEMENTARY	GALLINAS ELEMENTARY	EL	\$ 1,946,803.00	\$ -	\$ -	31	2/23/2005	Closed	
MARIN	SAN RAFAEL CITY ELEMENTARY	GALLINAS ELEMENTARY	EL	\$ 123,743.00	\$ -	\$ -	-	3/22/2006	Closed	
MARIN	SAN RAFAEL CITY ELEMENTARY	SAN PEDRO ELEMENTARY	EL	\$ 17,127.00	\$ -	\$ -	21	2/23/2005	Closed	
MARIN	SAN RAFAEL CITY HIGH	SAN RAFAEL HIGH	HI	\$ 1,224,191.00	\$ -	\$ -	80	5/3/2005	Closed	
MARIN	SHORELINE UNIFIED	INVERNESS ELEMENTARY	EL	\$ 291,338.00	\$ -	\$ -	3	2/23/2005	Closed	
MARIN	TAMALPAIS UNION HIGH	REDWOOD HIGH	HI	\$ 31,538.00	\$ -	\$ -	76	2/23/2005	Closed	
MARIN	TAMALPAIS UNION HIGH	SAN ANDREAS HIGH/ALTERNATIVE/OPPO	HI	\$ 635,406.00	\$ -	\$ -	5	2/23/2005	Closed	
MARIN	TAMALPAIS UNION HIGH	SIR FRANCIS DRAKE HIGH	HI	\$ 27,809.00	\$ -	\$ -	55	2/23/2005	Closed	
MARIN	TAMALPAIS UNION HIGH	TAMALPAIS HIGH	HI	\$ 780,227.00	\$ -	\$ -	-	9/28/2005	Closed	
MARIN County Totals				\$ 8,455,718.00	\$ -	\$ 847,434.00				
MENDOCINO	FORT BRAGG UNIFIED	FORT BRAGG MIDDLE SCHOOL	MI	\$ 1,335,426.00	\$ -	\$ -	1	1/25/2006	Closed	
MENDOCINO	FORT BRAGG UNIFIED	FORT BRAGG MIDDLE SCHOOL	MI	\$ 3,600,527.00	\$ -	\$ -	-	6/22/2005	Closed	
MENDOCINO	UKIAH UNIFIED	POMOLITA	MI	\$ 1,671,254.00	\$ -	\$ -	6	1/25/2006	Closed	
MENDOCINO	WILLITS UNIFIED	BAECHTEL GROVE MIDDLE	MI	\$ 12,800.00	\$ -	\$ -	13	2/23/2005	Closed	
MENDOCINO	WILLITS UNIFIED	BROOKSIDE ELEMENTARY	EL	\$ 12,800.00	\$ -	\$ -	24	2/23/2005	Closed	
MENDOCINO	WILLITS UNIFIED	WILLITS HIGH	HI	\$ 26,170.00	\$ -	\$ -	17	2/23/2005	Closed	
MENDOCINO County Totals				\$ 6,658,977.00	\$ -	\$ -				
MERCED	ATWATER ELEMENTARY	AILEEN COLBURN ELEMENTARY	EL	\$ 971,867.00	\$ -	\$ -	10	6/22/2005	Closed	
MERCED	ATWATER ELEMENTARY	BELLEVUE	EL	\$ 2,707,294.00	\$ -	\$ -	27	1/25/2006	Closed	
MERCED	LE GRAND UNION HIGH	LE GRAND HIGH	HI	\$ 1,255,565.00	\$ -	\$ -	8	5/3/2005	Closed	
MERCED	MERCED CITY ELEMENTARY	ADA GIVENS ELEMENTARY	EL	\$ 554,448.00	\$ -	\$ -	7	3/30/2005	Closed	
MERCED	MERCED CITY ELEMENTARY	CHARLES WRIGHT ELEMENTARY	EL	\$ 165,718.00	\$ -	\$ -	2	3/30/2005	100% Complete	
MERCED	MERCED CITY ELEMENTARY	DONN B. CHENOWETH ELEMENTARY	EL	\$ 1,201,626.00	\$ -	\$ -	17	3/30/2005	Closed	
MERCED	MERCED CITY ELEMENTARY	FRANKLIN ELEMENTARY	EL	\$ 702,137.00	\$ -	\$ -	9	3/30/2005	Closed	
MERCED	MERCED CITY ELEMENTARY	HERBERT HOOVER INTERMEDIATE	MI	\$ 851,676.00	\$ -	\$ -	10	3/30/2005	Closed	
MERCED	MERCED CITY ELEMENTARY	JOHN FREMONT ELEMENTARY	EL	\$ 723,726.00	\$ -	\$ -	9	3/30/2005	100% Complete	
MERCED	MERCED CITY ELEMENTARY	JOHN MUIR ELEMENTARY	EL	\$ 547,206.00	\$ -	\$ -	6	3/30/2005	100% Complete	
MERCED	MERCED CITY ELEMENTARY	LUTHER BURBANK ELEMENTARY	EL	\$ 516,572.00	\$ -	\$ -	7	3/30/2005	100% Complete	
MERCED	MERCED CITY ELEMENTARY	MARGARET SHEEHY ELEMENTARY	EL	\$ 464,126.00	\$ -	\$ -	6	3/30/2005	100% Complete	
MERCED	MERCED CITY ELEMENTARY	RUDOLPH RIVERA INTERMEDIATE	MI	\$ 933,803.00	\$ -	\$ -	11	3/30/2005	Closed	
MERCED	MERCED CITY ELEMENTARY	TENAYA INTERMEDIATE	MI	\$ 1,195,397.00	\$ -	\$ -	11	3/30/2005	Closed	
MERCED	MERCED COUNTY OFFICE OF EDUCATION	SHELBY	EL	\$ 773,025.00	\$ -	\$ 515,351.00	8	7/25/2012	Closed	

ATTACHMENT D - PROPOSITION 55 MODERNIZATION PROJECTS										
YEARLY REPORT ON THE STATE GENERAL OBLIGATION BOND MEASURE FOR THE SCHOOL FACILITY PROGRAM - 2014										
County	District	School Name	Grade	State Modernization Funds	Site Acquisition	Financial Hardship	Classrooms	Last SAB Date	Status	
MERCED	MERCED UNION HIGH	LIVINGSTON HIGH	HI	\$ 23,400.00	\$ -	\$ -	17	6/28/2006	100% Complete	
MERCED	WEAVER UNION ELEMENTARY	WEAVER MIDDLE	EL	\$ 25,590.00	\$ -	\$ -	25	2/23/2005	Closed	
MERCED County Totals				\$ 13,613,176.00	\$ -	\$ 515,351.00				
MODOC	SURPRISE VALLEY JOINT UNIFIED	SURPRISE VALLEY ELEMENTARY	EL	\$ 48,005.00	\$ -	\$ 32,003.00	5	3/22/2006	Closed	
MODOC County Totals				\$ 48,005.00	\$ -	\$ 32,003.00				
MONTEREY	MONTEREY PENINSULA UNIFIED	BAY VIEW ELEMENTARY	EL	\$ 243,291.00	\$ -	\$ 162,194.00	13	12/15/2005	Closed	
MONTEREY	MONTEREY PENINSULA UNIFIED	CABRILLO (JUAN) CENTER	EL	\$ 12,655.00	\$ -	\$ -	17	8/4/2010	Closed	
MONTEREY	MONTEREY PENINSULA UNIFIED	CENTRAL COAST HIGH (CONT)	HI	\$ 148,507.00	\$ -	\$ (108,896.00)	26	8/24/2011	Closed	
MONTEREY	MONTEREY PENINSULA UNIFIED	COLTON (WALTER) MIDDLE	MI	\$ 495,641.00	\$ -	\$ 330,427.00	29	12/15/2005	Closed	
MONTEREY	MONTEREY PENINSULA UNIFIED	CRUMPTON (J. C.) ELEMENTARY	EL	\$ 317,636.00	\$ -	\$ 211,758.00	19	12/15/2005	Closed	
MONTEREY	MONTEREY PENINSULA UNIFIED	DEL MONTE ELEMENTARY	EL	\$ 10,743.00	\$ -	\$ 7,161.00	12	2/23/2005	Closed	
MONTEREY	MONTEREY PENINSULA UNIFIED	DEL REY WOODS ELEMENTARY	EL	\$ 320,592.00	\$ -	\$ 213,727.00	24	12/15/2005	Closed	
MONTEREY	MONTEREY PENINSULA UNIFIED	FITCH (ROGER S.) MIDDLE	MI	\$ 358,579.00	\$ -	\$ 239,053.00	38	12/15/2005	Closed	
MONTEREY	MONTEREY PENINSULA UNIFIED	FOOTHILL ELEMENTARY	EL	\$ 166,159.00	\$ -	\$ 110,773.00	17	12/15/2005	Closed	
MONTEREY	MONTEREY PENINSULA UNIFIED	HIGHLAND ELEMENTARY	EL	\$ 132,010.00	\$ -	\$ 88,007.00	25	12/15/2005	Closed	
MONTEREY	MONTEREY PENINSULA UNIFIED	KING (MARTIN LUTHER) MIDDLE	MI	\$ 350,630.00	\$ -	\$ 233,753.00	35	12/15/2005	Closed	
MONTEREY	MONTEREY PENINSULA UNIFIED	LA MESA ELEMENTARY	EL	\$ 255,776.00	\$ -	\$ 170,517.00	-	12/15/2005	Closed	
MONTEREY	MONTEREY PENINSULA UNIFIED	LARKIN	EL	\$ 9,600.00	\$ -	\$ 6,400.00	10	2/23/2005	Closed	
MONTEREY	MONTEREY PENINSULA UNIFIED	LOS ARBOLES MIDDLE	MI	\$ 241,766.00	\$ -	\$ 161,177.00	26	12/15/2005	Closed	
MONTEREY	MONTEREY PENINSULA UNIFIED	MANZANITA ELEMENTARY	EL	\$ 197,238.00	\$ -	\$ 131,493.00	15	12/15/2005	Closed	
MONTEREY	MONTEREY PENINSULA UNIFIED	MARINA DEL MAR ELEMENTARY	EL	\$ 215,828.00	\$ -	\$ 143,885.00	11	12/15/2005	Closed	
MONTEREY	MONTEREY PENINSULA UNIFIED	MARINA VISTA ELEMENTARY	EL	\$ 1,039,737.00	\$ -	\$ -	25	1/25/2006	Closed	
MONTEREY	MONTEREY PENINSULA UNIFIED	MARSHALL (GEORGE C.) ELEMENTARY	EL	\$ 1,644,646.00	\$ -	\$ -	27	1/25/2006	Closed	
MONTEREY	MONTEREY PENINSULA UNIFIED	MONTEREY HIGH	HI	\$ 1,212,608.00	\$ -	\$ 808,405.00	55	5/25/2011	Closed	
MONTEREY	MONTEREY PENINSULA UNIFIED	OLSON (IONE) ELEMENTARY	EL	\$ 161,261.00	\$ -	\$ 107,507.00	16	5/25/2011	Closed	
MONTEREY	MONTEREY PENINSULA UNIFIED	ORD TERRACE ELEMENTARY	EL	\$ 323,860.00	\$ -	\$ 215,907.00	29	5/25/2011	Closed	
MONTEREY	MONTEREY PENINSULA UNIFIED	SEASIDE HIGH	HI	\$ 624,760.00	\$ -	\$ 416,507.00	55	12/15/2005	Closed	
MONTEREY	MONTEREY PENINSULA UNIFIED	STILWELL (JOSEPH W.) ELEMENTARY	EL	\$ 19,460.00	\$ -	\$ 12,973.00	26	2/23/2005	Closed	
MONTEREY	NORTH MONTEREY COUNTY UNIFIED	PRUNEDALE ELEMENTARY	EL	\$ 1,436,730.00	\$ -	\$ -	16	4/28/2004	Closed	
MONTEREY	SANTA RITA UNION ELEMENTARY	LA JOYA ELEMENTARY	EL	\$ 18,321.00	\$ -	\$ 4,580.00	11	2/23/2005	Closed	
MONTEREY	SOLEDAD UNIFIED	MAIN STREET MIDDLE	MI	\$ 9,600.00	\$ -	\$ 6,400.00	29	3/30/2005	Closed	
MONTEREY	SOLEDAD UNIFIED	SAN VICENTE ELEMENTARY	EL	\$ 762,682.00	\$ -	\$ 81,109.00	11	2/23/2005	Closed	
MONTEREY	SOUTH MONTEREY COUNTY HIGH	KING CITY HIGH	HI	\$ 6,545,910.00	\$ -	\$ 3,275,815.00	42	3/28/2012	95% Complete	
MONTEREY County Totals				\$ 17,276,226.00	\$ -	\$ 7,030,632.00				
NEVADA	CHICAGO PARK ELEMENTARY	CHICAGO PARK ELEMENTARY	EL	\$ 340,017.00	\$ -	\$ 191,414.25	4	4/28/2004	Closed	
NEVADA	CLEAR CREEK ELEMENTARY	CLEAR CREEK ELEMENTARY	EL	\$ 9,600.00	\$ -	\$ 6,400.00	4	3/29/2005	Closed	
NEVADA	GRASS VALLEY ELEMENTARY	BELL HILL ELEMENTARY	EL	\$ 12,800.00	\$ -	\$ -	10	2/23/2005	Closed	
NEVADA	GRASS VALLEY ELEMENTARY	GILMORE (LYMAN) INTERMEDIATE	MI	\$ 26,619.00	\$ -	\$ -	28	2/23/2005	Closed	
NEVADA	NEVADA CITY	SEVEN HILLS INTERMEDIATE	MI	\$ 1,952,367.00	\$ -	\$ -	21	5/25/2005	Closed	
NEVADA	NEVADA JOINT UNION HIGH	NEVADA UNION HIGH	HI	\$ 35,553.00	\$ -	\$ -	40	3/29/2005	Closed	
NEVADA	NEVADA JOINT UNION HIGH	SIERRA FOOTHILL CONTINUATION	HI	\$ 1,233,194.00	\$ -	\$ -	7	7/27/2005	Closed	
NEVADA County Totals				\$ 3,610,150.00	\$ -	\$ 197,814.25				
ORANGE	ANAHEIM CITY	JUAREZ ELEMENTARY	EL	\$ 2,987,457.00	\$ -	\$ -	31	3/22/2006	Closed	
ORANGE	ANAHEIM UNION HIGH	CYPRESS HIGH	HI	\$ 9,689,884.00	\$ -	\$ -	76	4/26/2006	Closed	
ORANGE	ANAHEIM UNION HIGH	KATELLA HIGH	HI	\$ 7,896,211.00	\$ -	\$ -	66	3/22/2006	Closed	
ORANGE	ANAHEIM UNION HIGH	KENNEDY (JOHN F.) HIGH	HI	\$ 9,182,323.00	\$ -	\$ -	71	4/26/2006	Closed	
ORANGE	ANAHEIM UNION HIGH	LEXINGTON JR. HIGH	MI	\$ 1,430,415.12	\$ -	\$ -	40	6/23/2004	Closed	
ORANGE	ANAHEIM UNION HIGH	LOARA HIGH	HI	\$ 8,275,058.00	\$ -	\$ -	52	2/23/2005	Closed	
ORANGE	ANAHEIM UNION HIGH	OXFORD HIGH	MI	\$ 4,427,739.00	\$ -	\$ -	32	4/26/2006	Closed	
ORANGE	ANAHEIM UNION HIGH	SOUTH JUNIOR HIGH	MI	\$ 5,457,941.00	\$ -	\$ -	46	4/26/2006	Closed	
ORANGE	CAPISTRANO UNIFIED	BARCELONA HILLS ELEMENTARY	EL	\$ 547,787.00	\$ -	\$ -	14	5/25/2005	Closed	
ORANGE	CAPISTRANO UNIFIED	CAPISTRANO VALLEY HIGH	HI	\$ 5,060,604.00	\$ -	\$ -	90	5/25/2005	Closed	
ORANGE	CAPISTRANO UNIFIED	CONCORDIA ELEMENTARY	EL	\$ 592,326.00	\$ -	\$ -	22	2/23/2005	Closed	
ORANGE	CAPISTRANO UNIFIED	CROWN VALLEY ELEMENTARY	EL	\$ 778,384.00	\$ -	\$ -	20	2/23/2005	Closed	
ORANGE	CAPISTRANO UNIFIED	DANA HILLS HIGH	HI	\$ 7,858,880.00	\$ -	\$ -	57	2/22/2006	Closed	

ATTACHMENT D - PROPOSITION 55 MODERNIZATION PROJECTS										
YEARLY REPORT ON THE STATE GENERAL OBLIGATION BOND MEASURE FOR THE SCHOOL FACILITY PROGRAM - 2014										
County	District	School Name	Grade	State Modernization Funds	Site Acquisition	Financial Hardship	Classrooms	Last SAB Date	Status	
ORANGE	CAPISTRANO UNIFIED	DEL OBISPO ELEMENTARY	EL	\$ 776,347.00	\$ -	\$ -	28	2/23/2005	Closed	
ORANGE	CAPISTRANO UNIFIED	FORSTER (MARCO F.) JUNIOR HIGH	MI	\$ 26,758.00	\$ -	\$ -	34	2/23/2005	Closed	
ORANGE	CAPISTRANO UNIFIED	HANKEY (CARL H.) ELEMENTARY	EL	\$ 530,447.00	\$ -	\$ -	14	5/25/2005	Closed	
ORANGE	CAPISTRANO UNIFIED	LAS PALMAS ELEMENTARY	EL	\$ 504,930.00	\$ -	\$ -	8	2/23/2005	Closed	
ORANGE	CAPISTRANO UNIFIED	NIGUEL HILLS JUNIOR HIGH	MI	\$ 1,333,658.00	\$ -	\$ -	35	2/23/2005	Closed	
ORANGE	CAPISTRANO UNIFIED	PALISADES ELEMENTARY	EL	\$ 750,659.00	\$ -	\$ -	21	2/23/2005	Closed	
ORANGE	CAPISTRANO UNIFIED	VIEJO ELEMENTARY	EL	\$ 592,326.00	\$ -	\$ -	20	2/23/2005	Closed	
ORANGE	FULLERTON JOINT UNION HIGH	BUENA PARK HIGH	HI	\$ 31,289.00	\$ -	\$ -	64	3/30/2005	Closed	
ORANGE	FULLERTON JOINT UNION HIGH	BUENA PARK HIGH	HI	\$ 415,376.00	\$ -	\$ -	64	4/28/2004	Closed	
ORANGE	FULLERTON JOINT UNION HIGH	BUENA PARK HIGH	HI	\$ 2,063,745.00	\$ -	\$ -	15	9/28/2005	Closed	
ORANGE	FULLERTON JOINT UNION HIGH	FULLERTON HIGH	HI	\$ 13,247,905.00	\$ -	\$ -	61	2/23/2005	Closed	
ORANGE	FULLERTON JOINT UNION HIGH	FULLERTON HIGH	HI	\$ 2,478,180.00	\$ -	\$ -	-	9/28/2005	Closed	
ORANGE	FULLERTON JOINT UNION HIGH	LA HABRA HIGH	HI	\$ 415,376.00	\$ -	\$ -	71	4/28/2004	Closed	
ORANGE	FULLERTON JOINT UNION HIGH	LA HABRA HIGH	HI	\$ 6,656,468.00	\$ -	\$ -	71	4/28/2004	Closed	
ORANGE	FULLERTON JOINT UNION HIGH	LA HABRA HIGH	HI	\$ 1,516,771.00	\$ -	\$ -	76	7/27/2005	Closed	
ORANGE	FULLERTON JOINT UNION HIGH	SONORA HIGH	HI	\$ 8,816,311.00	\$ -	\$ -	69	7/27/2005	Closed	
ORANGE	FULLERTON JOINT UNION HIGH	SUNNY HILLS HIGH	HI	\$ 36,687.00	\$ -	\$ -	60	3/30/2005	Closed	
ORANGE	FULLERTON JOINT UNION HIGH	SUNNY HILLS HIGH	HI	\$ 494,904.00	\$ -	\$ -	2	4/28/2004	Closed	
ORANGE	FULLERTON JOINT UNION HIGH	SUNNY HILLS HIGH	HI	\$ 415,376.00	\$ -	\$ -	60	4/28/2004	Closed	
ORANGE	FULLERTON JOINT UNION HIGH	SUNNY HILLS HIGH	HI	\$ 1,543,531.00	\$ -	\$ -	67	9/28/2005	Closed	
ORANGE	FULLERTON JOINT UNION HIGH	TROY HIGH	HI	\$ 7,581,864.00	\$ -	\$ -	69	4/28/2004	Closed	
ORANGE	FULLERTON JOINT UNION HIGH	TROY HIGH	HI	\$ 1,469,745.00	\$ -	\$ -	72	7/27/2005	Closed	
ORANGE	HUNTINGTON BEACH CITY ELEMENTARY	DWYER (ETHEL) MIDDLE	MI	\$ 28,003.00	\$ -	\$ -	33	2/23/2005	Closed	
ORANGE	HUNTINGTON BEACH CITY ELEMENTARY	HAWES (RALPH E.) ELEMENTARY	EL	\$ 23,754.00	\$ -	\$ -	24	2/23/2005	Closed	
ORANGE	HUNTINGTON BEACH CITY ELEMENTARY	KETTLER (WILLIAM E.) ELEMENTAR	EL	\$ 25,003.00	\$ -	\$ -	26	2/23/2005	Closed	
ORANGE	HUNTINGTON BEACH CITY ELEMENTARY	MOFFETT (S. A.) ELEMENTARY	EL	\$ 22,168.00	\$ -	\$ -	26	2/23/2005	Closed	
ORANGE	HUNTINGTON BEACH CITY ELEMENTARY	PETERSON ELEMENTARY	EL	\$ 26,099.00	\$ -	\$ -	31	2/23/2005	Closed	
ORANGE	HUNTINGTON BEACH CITY ELEMENTARY	SOWERS (ISAAC L.) MIDDLE	MI	\$ 28,482.00	\$ -	\$ -	32	2/23/2005	Closed	
ORANGE	HUNTINGTON BEACH UNION HIGH	FOUNTAIN VALLEY HIGH	HI	\$ 6,745,757.00	\$ -	\$ -	-	2/23/2005	Closed	
ORANGE	IRVINE UNIFIED	COLLEGE PARK ELEMENTARY	EL	\$ 1,777,144.00	\$ -	\$ -	23	4/28/2004	Closed	
ORANGE	IRVINE UNIFIED	GREENTREE ELEMENTARY	EL	\$ 1,432,694.00	\$ -	\$ -	20	4/28/2004	Closed	
ORANGE	IRVINE UNIFIED	TURTLE ROCK ELEMENTARY	EL	\$ 1,671,593.00	\$ -	\$ -	28	4/28/2004	Closed	
ORANGE	IRVINE UNIFIED	VENADO MIDDLE	MI	\$ 2,284,708.00	\$ -	\$ -	17	2/23/2005	Closed	
ORANGE	LOS ALAMITOS UNIFIED	LOS ALAMITOS HIGH	HI	\$ 54,933.00	\$ -	\$ -	71	2/23/2005	Closed	
ORANGE	LOS ALAMITOS UNIFIED	OAK MIDDLE	MI	\$ 28,540.00	\$ -	\$ -	41	2/23/2005	Closed	
ORANGE	NEWPORT-MESA UNIFIED	ADAMS ELEMENTARY	EL	\$ 19,956.00	\$ -	\$ -	14	3/29/2005	Closed	
ORANGE	NEWPORT-MESA UNIFIED	ANDERSEN (ROY O.) ELEMENTARY	EL	\$ 1,410,265.00	\$ -	\$ -	20	2/23/2005	Closed	
ORANGE	NEWPORT-MESA UNIFIED	CALIF ELEMENTARY	EL	\$ 1,167,375.00	\$ -	\$ -	10	2/23/2005	Closed	
ORANGE	NEWPORT-MESA UNIFIED	COLLEGE PARK ELEMENTARY	EL	\$ 19,487.00	\$ -	\$ -	19	3/30/2005	Closed	
ORANGE	NEWPORT-MESA UNIFIED	CORONA DEL MAR HIGH	HI	\$ 8,201,548.00	\$ -	\$ -	85	9/28/2005	Closed	
ORANGE	NEWPORT-MESA UNIFIED	COSTA MESA HIGH	HI	\$ 7,159,272.00	\$ -	\$ -	67	2/23/2005	Closed	
ORANGE	NEWPORT-MESA UNIFIED	ESTANCIA HIGH	HI	\$ 6,276,480.00	\$ -	\$ -	62	8/24/2005	Closed	
ORANGE	NEWPORT-MESA UNIFIED	LINCOLN (ABRAHAM) ELEMENTARY	EL	\$ 2,294,797.00	\$ -	\$ -	30	9/28/2005	Closed	
ORANGE	NEWPORT-MESA UNIFIED	NEWPORT ELEMENTARY	EL	\$ 2,714,849.00	\$ -	\$ -	26	2/23/2005	Closed	
ORANGE	NEWPORT-MESA UNIFIED	NEWPORT HARBOR HIGH	HI	\$ 13,710,703.00	\$ -	\$ -	69	5/3/2005	Closed	
ORANGE	NEWPORT-MESA UNIFIED	PAULARINO ELEMENTARY	EL	\$ 19,610.00	\$ -	\$ -	15	3/29/2005	Closed	
ORANGE	NEWPORT-MESA UNIFIED	POMONA ELEMENTARY	EL	\$ 1,717,241.00	\$ -	\$ -	20	2/23/2005	Closed	
ORANGE	NEWPORT-MESA UNIFIED	REA (EVERETT A.) ELEMENTARY	EL	\$ 2,057,776.00	\$ -	\$ -	27	2/23/2005	Closed	
ORANGE	NEWPORT-MESA UNIFIED	TEWINKLE (CHARLES W.) INTERMED	MI	\$ 3,524,616.00	\$ -	\$ -	25	2/23/2005	Closed	
ORANGE	NEWPORT-MESA UNIFIED	VICTORIA ELEMENTARY	EL	\$ 1,140,400.00	\$ -	\$ -	11	6/22/2005	Closed	
ORANGE	NEWPORT-MESA UNIFIED	WILSON ELEMENTARY	EL	\$ 1,705,976.00	\$ -	\$ -	20	2/23/2005	Closed	
ORANGE	OCEAN VIEW ELEMENTARY	MARINE VIEW ELEMENTARY	MI	\$ 1,972,632.00	\$ -	\$ -	20	2/23/2005	Closed	
ORANGE	OCEAN VIEW ELEMENTARY	VILLAGE VIEW ELEMENTARY	EL	\$ 1,666,639.00	\$ -	\$ -	22	2/23/2005	Closed	
ORANGE	OCEAN VIEW ELEMENTARY	WESTMONT ELEMENTARY	EL	\$ 1,740,873.00	\$ -	\$ -	30	2/23/2005	Closed	
ORANGE	ORANGE UNIFIED	LAVETA ELEMENTARY	EL	\$ 1,237,535.00	\$ -	\$ -	33	2/22/2006	Closed	
ORANGE	ORANGE UNIFIED	MCPHERSON MAGNET	EL	\$ 1,580,751.00	\$ -	\$ -	32	2/22/2006	Closed	
ORANGE	PLACENTIA-YORBA LINDA UNIFIED	PAINE (MABEL M.) ELEMENTARY	EL	\$ 712,020.00	\$ -	\$ -	-	2/22/2006	Closed	
ORANGE	SADDLEBACK VALLEY UNIFIED	EL TORO HIGH	HI	\$ 11,689,329.00	\$ -	\$ -	80	3/22/2006	Closed	
ORANGE	SADDLEBACK VALLEY UNIFIED	LAGUNA HILLS HIGH	HI	\$ 6,515,122.00	\$ -	\$ -	44	4/26/2006	Closed	
ORANGE	SANTA ANA UNIFIED	MCFADDEN INTERMEDIATE	MI	\$ 21,044.00	\$ -	\$ -	45	12/14/2011	93% Complete	
ORANGE County Totals				\$ 210,308,836.12	\$ -	\$ -				

ATTACHMENT D - PROPOSITION 55 MODERNIZATION PROJECTS										
YEARLY REPORT ON THE STATE GENERAL OBLIGATION BOND MEASURE FOR THE SCHOOL FACILITY PROGRAM - 2014										
County	District	School Name	Grade	State Modernization Funds	Site Acquisition	Financial Hardship	Classrooms	Last SAB Date	Status	
PLACER	ACKERMAN ELEMENTARY	BOWMAN ELEMENTARY	EL	\$ 701,920.00	\$ -	\$ 446,323.00	12	3/30/2005	Closed	
PLACER	LOOMIS UNION ELEMENTARY	LOOMIS ELEMENTARY	EL	\$ 1,608,513.00	\$ -	\$ -	18	7/27/2005	Closed	
PLACER	PLACER UNION HIGH	COLFAX HIGH	HI	\$ 255,340.00	\$ -	\$ -	2	4/26/2006	Closed	
PLACER	PLACER UNION HIGH	PLACER HIGH	HI	\$ 3,249,532.00	\$ -	\$ -	7	3/30/2005	Closed	
PLACER	PLACER UNION HIGH	PLACER HIGH	HI	\$ 1,875,397.00	\$ -	\$ -	8	2/22/2006	Closed	
PLACER	ROSEVILLE JOINT UNION HIGH	OAKMONT HIGH	HI	\$ 581,832.00	\$ -	\$ -	11	2/23/2005	Closed	
PLACER	TAHOE-TRUCKEE UNIFIED	NORTH TAHOE HIGH	HI	\$ 1,028,423.00	\$ -	\$ -	4	9/28/2005	Closed	
PLACER	TAHOE-TRUCKEE UNIFIED	NORTH TAHOE MIDDLE	MI	\$ 525,377.00	\$ -	\$ -	3	9/28/2005	Closed	
PLACER County Totals				\$ 9,826,334.00	\$ -	\$ 446,323.00				
PLUMAS	PLUMAS UNIFIED	BECKWOURTH (JIM) HIGH	HI	\$ 109,594.00	\$ -	\$ -	4	5/25/2005	Closed	
PLUMAS	PLUMAS UNIFIED	CHESTER ELEMENTARY	EL	\$ 353,462.00	\$ -	\$ -	13	5/3/2005	Closed	
PLUMAS	PLUMAS UNIFIED	FEATHER RIVER MIDDLE	MI	\$ 282,413.00	\$ -	\$ -	14	5/3/2005	Closed	
PLUMAS	PLUMAS UNIFIED	GREENVILLE ELEMENTARY	EL	\$ 475,773.00	\$ -	\$ -	9	5/3/2005	Closed	
PLUMAS	PLUMAS UNIFIED	GREENVILLE JUNIOR-SENIOR HIGH	HI	\$ 776,612.00	\$ -	\$ -	19	5/25/2005	Closed	
PLUMAS	PLUMAS UNIFIED	PIONEER ELEMENTARY	EL	\$ 769,593.00	\$ -	\$ -	18	5/3/2005	Closed	
PLUMAS County Totals				\$ 2,767,447.00	\$ -	\$ -				
RIVERSIDE	CAL. SCHOOL FOR THE DEAF - RIVERSIDE	CAL. SCHOOL FOR THE DEAF - RIVERSIDE	HI	\$ 7,157,871.00	\$ -	\$ -	63	5/3/2005	100% Complete	
RIVERSIDE	COACHELLA VALLEY UNIFIED	JOHN KELLEY ELEMENTARY	EL	\$ 822,015.00	\$ -	\$ -	7	2/23/2005	Closed	
RIVERSIDE	COACHELLA VALLEY UNIFIED	VALLE DEL SOL ELEMENTARY (BOBBY G.	EL	\$ 689,260.00	\$ -	\$ -	10	7/27/2005	Closed	
RIVERSIDE	DESERT SANDS UNIFIED	JEFFERSON (THOMAS) MIDDLE	MI	\$ 1,304,565.00	\$ -	\$ -	23	6/28/2006	Closed	
RIVERSIDE	JURUPA UNIFIED	MISSION BELL ELEMENTARY	EL	\$ 927,621.00	\$ -	\$ -	13	2/23/2005	Closed	
RIVERSIDE	JURUPA UNIFIED	MISSION JUNIOR HIGH	MI	\$ 2,911,972.00	\$ -	\$ -	-	4/28/2004	Closed	
RIVERSIDE	JURUPA UNIFIED	PACIFIC AVENUE ELEMENTARY	EL	\$ 1,371,199.00	\$ -	\$ -	20	4/28/2004	Closed	
RIVERSIDE	JURUPA UNIFIED	PEDLEY ELEMENTARY	EL	\$ 1,335,493.00	\$ -	\$ -	16	2/23/2005	Closed	
RIVERSIDE	JURUPA UNIFIED	RUBIDOUX HIGH	HI	\$ 6,135,170.00	\$ -	\$ -	32	3/22/2006	Closed	
RIVERSIDE	JURUPA UNIFIED	TROTH STREET ELEMENTARY	EL	\$ 759,378.00	\$ -	\$ -	11	2/23/2005	Closed	
RIVERSIDE	LAKE ELSINORE UNIFIED	BUTTERFIELD ELEMENTARY	EL	\$ 19,448.00	\$ -	\$ 12,966.00	20	2/23/2005	Closed	
RIVERSIDE	LAKE ELSINORE UNIFIED	BUTTERFIELD ELEMENTARY	EL	\$ 713,555.00	\$ -	\$ -	10	2/23/2005	Closed	
RIVERSIDE	PALM SPRINGS UNIFIED	COFFMAN (NELLIE N.) MIDDLE	MI	\$ 21,917.00	\$ -	\$ -	33	2/23/2005	Closed	
RIVERSIDE	RIVERSIDE COUNTY OFFICE OF EDUCATION	GLEN AVON ELEMENTARY	EL	\$ 61,333.00	\$ -	\$ 40,889.00	-	7/25/2007	Closed	
RIVERSIDE	RIVERSIDE COUNTY OFFICE OF EDUCATION	LA GRANADA ELEMENTARY	EL	\$ 38,681.00	\$ -	\$ 25,787.00	-	7/25/2007	Closed	
RIVERSIDE	RIVERSIDE COUNTY OFFICE OF EDUCATION	NUVIEW ELEMENTARY	EL	\$ 84,525.00	\$ -	\$ 56,350.00	-	7/25/2007	Closed	
RIVERSIDE	RIVERSIDE UNIFIED	ADAMS ELEMENTARY	EL	\$ 669,232.00	\$ -	\$ -	6	10/26/2005	Closed	
RIVERSIDE	RIVERSIDE UNIFIED	ALCOTT ELEMENTARY	EL	\$ 750,560.00	\$ -	\$ -	8	9/28/2005	Closed	
RIVERSIDE	RIVERSIDE UNIFIED	CENTRAL MIDDLE	MI	\$ 876,642.00	\$ -	\$ -	6	2/22/2006	Closed	
RIVERSIDE	RIVERSIDE UNIFIED	CHEMAWA MIDDLE	MI	\$ 2,379,513.00	\$ -	\$ -	21	2/22/2006	Closed	
RIVERSIDE	RIVERSIDE UNIFIED	EMERSON ELEMENTARY	EL	\$ 498,201.00	\$ -	\$ -	4	9/28/2005	Closed	
RIVERSIDE	RIVERSIDE UNIFIED	HIGHLAND ELEMENTARY	EL	\$ 1,002,955.00	\$ -	\$ -	10	2/22/2006	Closed	
RIVERSIDE	RIVERSIDE UNIFIED	LIBERTY ELEMENTARY	EL	\$ 1,459,484.00	\$ -	\$ -	9	3/22/2006	Closed	
RIVERSIDE	RIVERSIDE UNIFIED	MADISON ELEMENTARY	EL	\$ 493,002.00	\$ -	\$ -	5	9/28/2005	Closed	
RIVERSIDE	RIVERSIDE UNIFIED	MAGNOLIA ELEMENTARY	EL	\$ 1,998,227.00	\$ -	\$ -	23	5/3/2005	Closed	
RIVERSIDE	RIVERSIDE UNIFIED	MOUNTAIN VIEW ELEMENTARY	EL	\$ 339,993.00	\$ -	\$ -	2	2/22/2006	Closed	
RIVERSIDE	RIVERSIDE UNIFIED	SIERRA MIDDLE	MI	\$ 647,625.00	\$ -	\$ -	7	10/26/2005	Closed	
RIVERSIDE	RIVERSIDE UNIFIED	VICTORIA ELEMENTARY	EL	\$ 96,015.00	\$ -	\$ -	1	10/26/2005	Closed	
RIVERSIDE	RIVERSIDE UNIFIED	WASHINGTON ELEMENTARY	EL	\$ 1,727,659.00	\$ -	\$ -	24	5/3/2005	Closed	
RIVERSIDE	RIVERSIDE UNIFIED	WOODCREST ELEMENTARY	EL	\$ 20,275.00	\$ -	\$ -	24	3/30/2005	Closed	
RIVERSIDE	SAN JACINTO UNIFIED	SAN JACINTO SENIOR HIGH	HI	\$ 218,646.00	\$ -	\$ 60,978.00	-	5/25/2005	Closed	
RIVERSIDE County Totals				\$ 37,532,032.00	\$ -	\$ 196,970.00				
SACRAMENTO	CENTER JOINT UNIFIED	ANTELOPE VIEW CHARTER	EL	\$ 52,467.00	\$ -	\$ 34,978.00	-	7/27/2005	100% Complete	
SACRAMENTO	CENTER JOINT UNIFIED	DUDLEY (ARTHUR S.) ELEMENTARY	EL	\$ 286,538.00	\$ -	\$ -	20	7/27/2005	Closed	
SACRAMENTO	CENTER JOINT UNIFIED	MCCLELLAN HIGH	HI	\$ 60,128.00	\$ -	\$ -	-	7/27/2005	100% Complete	
SACRAMENTO	CENTER JOINT UNIFIED	SPINELLI (CYRIL) ELEMENTARY	EL	\$ 123,838.00	\$ -	\$ 11,808.00	7	7/27/2005	Closed	
SACRAMENTO	ELK GROVE UNIFIED	LEIMBACH (HERMAN) ELEMENTARY	EL	\$ 1,946,570.00	\$ -	\$ -	21	8/24/2005	100% Complete	
SACRAMENTO	ELK GROVE UNIFIED	VALLEY HIGH	HI	\$ 6,526,321.00	\$ -	\$ -	62	7/27/2005	Closed	
SACRAMENTO	ELK GROVE UNIFIED	VALLEY HIGH	HI	\$ 936,564.00	\$ -	\$ -	62	10/26/2005	Closed	
SACRAMENTO	FOLSOM-CORDOVA UNIFIED	COMMUNITY ED. CENTER WALNUTWOOD	HI	\$ 670,869.00	\$ -	\$ -	5	2/23/2005	Closed	
SACRAMENTO	FOLSOM-CORDOVA UNIFIED	MATHER YOUTH ACADEMY	MI	\$ 415,907.00	\$ -	\$ -	6	5/25/2005	Closed	

ATTACHMENT D - PROPOSITION 55 MODERNIZATION PROJECTS										
YEARLY REPORT ON THE STATE GENERAL OBLIGATION BOND MEASURE FOR THE SCHOOL FACILITY PROGRAM - 2014										
County	District	School Name	Grade	State Modernization Funds	Site Acquisition	Financial Hardship	Classrooms	Last SAB Date	Status	
SACRAMENTO	FOLSOM-CORDOVA UNIFIED	MATHER YOUTH OPPORTUNITY - KITTY H	HI	\$ 170,905.00	\$ -	\$ -	3	5/25/2005	Closed	
SACRAMENTO	GALT JOINT UNION ELEMENTARY	VALLEY OAKS ELEMENTARY	EL	\$ 9,600.00	\$ -	\$ -	10	2/23/2005	Closed	
SACRAMENTO	NATOMAS UNIFIED	AMERICAN LAKES ELEMENTARY	EL	\$ 2,421,699.00	\$ -	\$ -	-	7/27/2005	Closed	
SACRAMENTO	ROBLA ELEMENTARY	ROBLA ELEMENTARY	EL	\$ 9,600.00	\$ -	\$ -	3	3/30/2005	Closed	
SACRAMENTO	SACRAMENTO CITY UNIFIED	ABRAHAM LINCOLN ELEMENTARY	EL	\$ 19,537.00	\$ -	\$ -	17	2/23/2005	Closed	
SACRAMENTO	SACRAMENTO CITY UNIFIED	ALBERT EINSTEIN MIDDLE	MI	\$ 3,086,428.00	\$ -	\$ -	41	3/30/2005	Closed	
SACRAMENTO	SACRAMENTO CITY UNIFIED	AMERICAN LEGION HIGH	HI	\$ 1,155,803.00	\$ -	\$ -	19	3/30/2005	Closed	
SACRAMENTO	SACRAMENTO CITY UNIFIED	BOWLING GREEN ELEMENTARY	EL	\$ 21,081.00	\$ -	\$ -	21	2/23/2005	Closed	
SACRAMENTO	SACRAMENTO CITY UNIFIED	BRET HARTE ELEMENTARY	EL	\$ 1,633,134.00	\$ -	\$ -	22	5/3/2005	Closed	
SACRAMENTO	SACRAMENTO CITY UNIFIED	C. K. MCCLATCHY HIGH	HI	\$ 14,789,905.00	\$ -	\$ -	90	10/26/2005	Closed	
SACRAMENTO	SACRAMENTO CITY UNIFIED	CALIF MIDDLE	MI	\$ 3,425,378.00	\$ -	\$ -	35	7/27/2005	Closed	
SACRAMENTO	SACRAMENTO CITY UNIFIED	CAMELLIA BASIC ELEMENTARY	EL	\$ 19,058.00	\$ -	\$ -	14	3/30/2005	Closed	
SACRAMENTO	SACRAMENTO CITY UNIFIED	CAROLINE WENZEL ELEMENTARY	EL	\$ 1,370,338.00	\$ -	\$ -	22	2/23/2005	Closed	
SACRAMENTO	SACRAMENTO CITY UNIFIED	CROCKER/RIVERSIDE ELEMENTARY	EL	\$ 2,073,950.00	\$ -	\$ -	14	8/24/2005	Closed	
SACRAMENTO	SACRAMENTO CITY UNIFIED	DA VINCI (LEONARDO) ELEMENTARY	EL	\$ 1,782,269.00	\$ -	\$ -	29	3/30/2005	Closed	
SACRAMENTO	SACRAMENTO CITY UNIFIED	DAVID LUBIN ELEMENTARY	EL	\$ 1,700,243.00	\$ -	\$ -	24	5/3/2005	Closed	
SACRAMENTO	SACRAMENTO CITY UNIFIED	FERN BACON MIDDLE	MI	\$ 3,241,770.00	\$ -	\$ -	42	3/30/2005	Closed	
SACRAMENTO	SACRAMENTO CITY UNIFIED	GENEVIEVE DIDION ELEMENTARY	EL	\$ 1,644,694.00	\$ -	\$ -	18	7/27/2005	Closed	
SACRAMENTO	SACRAMENTO CITY UNIFIED	GOLDEN EMPIRE ELEMENTARY	EL	\$ 20,196.00	\$ -	\$ -	24	3/30/2005	Closed	
SACRAMENTO	SACRAMENTO CITY UNIFIED	HIRAM JOHNSON WEST HIGH	HI	\$ 5,576,680.00	\$ -	\$ -	35	5/3/2005	Closed	
SACRAMENTO	SACRAMENTO CITY UNIFIED	ISADOR COHEN ELEMENTARY	EL	\$ 1,255,369.00	\$ -	\$ -	20	3/30/2005	Closed	
SACRAMENTO	SACRAMENTO CITY UNIFIED	JAMES MARSHALL ELEMENTARY	EL	\$ 1,785,353.00	\$ -	\$ -	22	5/3/2005	Closed	
SACRAMENTO	SACRAMENTO CITY UNIFIED	JOHN F. KENNEDY HIGH	HI	\$ 10,863,748.00	\$ -	\$ -	82	5/25/2005	Funds Released	
SACRAMENTO	SACRAMENTO CITY UNIFIED	JOHN F. MORSE ELEMENTARY	EL	\$ 536,217.00	\$ -	\$ -	10	3/30/2005	Closed	
SACRAMENTO	SACRAMENTO CITY UNIFIED	JOHN H. STILL MIDDLE	EL	\$ 2,597,152.00	\$ -	\$ -	36	5/3/2005	Closed	
SACRAMENTO	SACRAMENTO CITY UNIFIED	KIT CARSON MIDDLE	MI	\$ 21,337.00	\$ -	\$ -	28	3/30/2005	Closed	
SACRAMENTO	SACRAMENTO CITY UNIFIED	LANGUAGE ACADEMY OF SACRAMENTO	EL	\$ 18,339.00	\$ -	\$ -	24	3/30/2005	Closed	
SACRAMENTO	SACRAMENTO CITY UNIFIED	LUTHER BURBANK HIGH	HI	\$ 10,409,934.00	\$ -	\$ -	73	5/3/2005	Closed	
SACRAMENTO	SACRAMENTO CITY UNIFIED	NEW TECH HIGH	HI	\$ 2,187,990.00	\$ -	\$ -	14	5/25/2005	Closed	
SACRAMENTO	SACRAMENTO CITY UNIFIED	NICHOLAS ELEMENTARY	EL	\$ 19,887.00	\$ -	\$ -	21	2/23/2005	Closed	
SACRAMENTO	SACRAMENTO CITY UNIFIED	ROSA PARKS MIDDLE	MI	\$ 2,616,360.00	\$ -	\$ -	37	12/8/2004	Closed	
SACRAMENTO	SACRAMENTO CITY UNIFIED	SACRAMENTO HIGH	HI	\$ 10,368,276.00	\$ -	\$ -	84	12/15/2005	Funds Released	
SACRAMENTO	SACRAMENTO CITY UNIFIED	SAM BRANNAN MIDDLE	MI	\$ 24,860.00	\$ -	\$ -	39	2/23/2005	Closed	
SACRAMENTO	SACRAMENTO CITY UNIFIED	SUSAN B. ANTHONY ELEMENTARY	EL	\$ 1,264,595.00	\$ -	\$ -	23	10/26/2005	Closed	
SACRAMENTO	SACRAMENTO CITY UNIFIED	THOMAS JEFFERSON ELEMENTARY	EL	\$ 14,178.00	\$ -	\$ -	11	2/23/2005	Closed	
SACRAMENTO	SACRAMENTO CITY UNIFIED	WASHINGTON ELEMENTARY	EL	\$ 16,168.00	\$ -	\$ -	19	3/30/2005	Closed	
SACRAMENTO	SACRAMENTO CITY UNIFIED	WILL C. WOOD JUNIOR HIGH	MI	\$ 3,245,617.00	\$ -	\$ -	37	3/30/2005	Closed	
SACRAMENTO	SACRAMENTO CITY UNIFIED	WILLIAM LAND ELEMENTARY	EL	\$ 1,081,692.00	\$ -	\$ -	15	5/3/2005	Closed	
SACRAMENTO	SAN JUAN UNIFIED	WOODSIDE ELEMENTARY	EL	\$ 1,748,803.00	\$ -	\$ -	21	1/25/2006	Closed	
SACRAMENTO	TWIN RIVERS UNIFIED	DOS RIOS ELEMENTARY	EL	\$ 955,601.00	\$ -	\$ -	15	2/23/2005	Closed	
SACRAMENTO County Totals				\$ 106,222,946.00	\$ -	\$ 46,786.00				
SAN BENITO	AROMAS-SAN JUAN	AROMAS ELEMENTARY	EL	\$ 1,360,459.00	\$ -	\$ -	10	2/23/2005	Closed	
SAN BENITO	AROMAS-SAN JUAN	SAN JUAN ELEMENTARY	EL	\$ 1,285,742.00	\$ -	\$ -	20	2/23/2005	Closed	
SAN BENITO	NORTH COUNTY JOINT UNION ELEMENTARY	SPRING GROVE PRIMARY	MI	\$ 1,671,319.00	\$ -	\$ 634,627.00	18	3/30/2005	Closed	
SAN BENITO County Totals				\$ 4,317,520.00	\$ -	\$ 634,627.00				
SAN BERNARDINO	BEAR VALLEY UNIFIED	NORTH SHORE ELEMENTARY YR	EL	\$ 20,447.00	\$ -	\$ -	27	2/23/2005	Closed	
SAN BERNARDINO	CHINO VALLEY UNIFIED	BUENA VISTA CONTINUATION HIGH	HI	\$ 1,218,703.00	\$ -	\$ -	15	2/23/2005	Closed	
SAN BERNARDINO	CHINO VALLEY UNIFIED	CORTEZ ELEMENTARY	EL	\$ 3,317,566.00	\$ -	\$ -	32	2/23/2005	Closed	
SAN BERNARDINO	CHINO VALLEY UNIFIED	DICKSON ELEMENTARY	EL	\$ 2,276,422.00	\$ -	\$ -	32	2/23/2005	Closed	
SAN BERNARDINO	CHINO VALLEY UNIFIED	DON ANTONIO LUGO HIGH	HI	\$ 762,146.00	\$ -	\$ -	6	4/26/2006	Closed	
SAN BERNARDINO	COLTON JOINT UNIFIED	BLOOMINGTON HIGH	HI	\$ 8,069,686.00	\$ -	\$ -	51	8/24/2005	Closed	
SAN BERNARDINO	COLTON JOINT UNIFIED	COLTON HIGH	HI	\$ 8,245,299.00	\$ -	\$ -	63	8/24/2005	Closed	
SAN BERNARDINO	CUCAMONGA ELEMENTARY	CUCAMONGA ELEMENTARY	EL	\$ 570,346.00	\$ -	\$ -	2	12/15/2005	Closed	
SAN BERNARDINO	MORONGO UNIFIED	JOSHUA TREE ELEMENTARY	EL	\$ 13,374.00	\$ -	\$ -	4	2/23/2005	Closed	
SAN BERNARDINO	MORONGO UNIFIED	MORONGO VALLEY ELEMENTARY	EL	\$ 12,800.00	\$ -	\$ -	2	2/23/2005	Closed	
SAN BERNARDINO	MORONGO UNIFIED	OASIS ELEMENTARY	EL	\$ 25,530.00	\$ -	\$ -	19	2/23/2005	Closed	
SAN BERNARDINO	MT. BALDY JOINT ELEMENTARY	MT. BALDY JOINT ELEMENTARY	EL	\$ 39,780.00	\$ -	\$ 26,520.00	5	1/25/2006	2% Complete	
SAN BERNARDINO	ONTARIO-MONTCLAIR	BERLYN ELEMENTARY	EL	\$ 322,056.00	\$ -	\$ 232,001.00	19	3/22/2006	Closed	
SAN BERNARDINO	ONTARIO-MONTCLAIR	BUENA VISTA ELEMENTARY	EL	\$ 685,517.00	\$ -	\$ 486,168.00	6	3/22/2006	Closed	

ATTACHMENT D - PROPOSITION 55 MODERNIZATION PROJECTS										
YEARLY REPORT ON THE STATE GENERAL OBLIGATION BOND MEASURE FOR THE SCHOOL FACILITY PROGRAM - 2014										
County	District	School Name	Grade	State Modernization Funds	Site Acquisition	Financial Hardship	Classrooms	Last SAB Date	Status	
SAN BERNARDINO	ONTARIO-MONTCLAIR	EDISON ELEMENTARY	EL	\$ 1,152,450.00	\$ -	\$ 821,838.00	14	3/22/2006	Closed	
SAN BERNARDINO	ONTARIO-MONTCLAIR	EL CAMINO ELEMENTARY	EL	\$ 424,759.00	\$ -	\$ 301,432.00	23	2/22/2012	Closed	
SAN BERNARDINO	ONTARIO-MONTCLAIR	ELDERBERRY ELEMENTARY	EL	\$ 2,123,392.00	\$ -	\$ 1,537,346.00	21	5/22/2013	Closed	
SAN BERNARDINO	ONTARIO-MONTCLAIR	HOWARD ELEMENTARY	EL	\$ 331,649.00	\$ -	\$ 237,573.00	20	2/22/2006	Closed	
SAN BERNARDINO	ONTARIO-MONTCLAIR	KINGSLEY ELEMENTARY	EL	\$ 2,515,323.00	\$ -	\$ 1,820,797.00	20	3/22/2006	100% Complete	
SAN BERNARDINO	ONTARIO-MONTCLAIR	LEHIGH ELEMENTARY	EL	\$ 2,368,798.00	\$ -	\$ 1,694,564.00	20	3/22/2006	Closed	
SAN BERNARDINO	ONTARIO-MONTCLAIR	MISSION ELEMENTARY	EL	\$ 2,768,796.00	\$ -	\$ 2,062,661.00	20	10/24/2012	Closed	
SAN BERNARDINO	ONTARIO-MONTCLAIR	MONTE VISTA ELEMENTARY	EL	\$ 387,033.00	\$ -	\$ 274,495.00	8	2/22/2006	Closed	
SAN BERNARDINO	ONTARIO-MONTCLAIR	MORENO ELEMENTARY	EL	\$ 1,415,092.00	\$ -	\$ 1,025,275.00	19	10/24/2012	Closed	
SAN BERNARDINO	ONTARIO-MONTCLAIR	RAMONA ELEMENTARY	EL	\$ 2,088,171.00	\$ -	\$ -	22	2/22/2006	Closed	
SAN BERNARDINO	ONTARIO-MONTCLAIR	SERRANO MIDDLE	MI	\$ 2,702,910.00	\$ -	\$ -	32	2/22/2006	Closed	
SAN BERNARDINO	ONTARIO-MONTCLAIR	VERNON MIDDLE	MI	\$ 3,004,509.00	\$ -	\$ 797,961.00	30	2/22/2006	100% Complete	
SAN BERNARDINO	ONTARIO-MONTCLAIR	VINA DANKS MIDDLE	MI	\$ 3,137,403.00	\$ -	\$ -	35	2/22/2006	Closed	
SAN BERNARDINO	ONTARIO-MONTCLAIR	WILTSEY MIDDLE	MI	\$ 2,614,405.00	\$ -	\$ 1,892,805.00	32	2/22/2006	100% Complete	
SAN BERNARDINO	RIM OF THE WORLD UNIFIED	HOFFMAN (CHARLES) ELEMENTARY	EL	\$ 864,010.00	\$ -	\$ -	28	2/23/2005	Closed	
SAN BERNARDINO	RIM OF THE WORLD UNIFIED	MARY P. HENCK INTERMEDIATE	MI	\$ 349,656.00	\$ -	\$ -	-	10/26/2005	Closed	
SAN BERNARDINO	RIM OF THE WORLD UNIFIED	VALLEY OF ENCHANTMENT ELEMENTA	EL	\$ 721,300.00	\$ -	\$ -	31	2/23/2005	Closed	
SAN BERNARDINO	SAN BERNARDINO CITY UNIFIED	ARROWVIEW MIDDLE	MI	\$ 3,179,318.00	\$ -	\$ -	40	3/22/2006	Closed	
SAN BERNARDINO	SAN BERNARDINO CITY UNIFIED	BELVEDERE ELEMENTARY	EL	\$ 1,881,898.00	\$ -	\$ -	17	3/22/2006	Closed	
SAN BERNARDINO	SAN BERNARDINO CITY UNIFIED	CAJON HIGH	HI	\$ 10,942,727.00	\$ -	\$ -	77	3/22/2006	100% Complete	
SAN BERNARDINO	SAN BERNARDINO CITY UNIFIED	OEHL ELEMENTARY	EL	\$ 2,014,002.00	\$ -	\$ -	22	3/22/2006	Closed	
SAN BERNARDINO	SAN BERNARDINO CITY UNIFIED	SERRANO MIDDLE	MI	\$ 4,326,226.00	\$ -	\$ -	39	3/22/2006	Closed	
SAN BERNARDINO	SAN BERNARDINO CITY UNIFIED	THOMPSON ELEMENTARY	EL	\$ 1,712,476.00	\$ -	\$ -	4	3/22/2006	Closed	
SAN BERNARDINO	VICTOR ELEMENTARY	VILLAGE ELEMENTARY	EL	\$ 12,800.00	\$ -	\$ -	6	2/23/2005	Closed	
SAN BERNARDINO	VICTOR VALLEY UNION HIGH	HIGH DESERT HIGH	HI	\$ 1,070,092.00	\$ -	\$ 68,286.00	-	9/28/2005	Closed	
SAN BERNARDINO	VICTOR VALLEY UNION HIGH	IMOGENE GARNER HOOK JUNIOR HIGH	MI	\$ 1,880,430.00	\$ -	\$ 156,492.00	39	9/28/2005	Closed	
SAN BERNARDINO	VICTOR VALLEY UNION HIGH	VICTOR VALLEY HIGH	HI	\$ 6,448,568.00	\$ -	\$ 2,361,900.00	102	3/22/2006	Closed	
SAN BERNARDINO	VICTOR VALLEY UNION HIGH	VICTOR VALLEY JUNIOR HIGH	MI	\$ 2,151,897.00	\$ -	\$ 1,434,598.00	45	3/22/2006	Closed	
SAN BERNARDINO	YUCAIPA-CALIMESA JOINT UNIFIED	CALIMESA ELEMENTARY	EL	\$ 20,098.00	\$ -	\$ 5,025.00	30	2/23/2005	Closed	
SAN BERNARDINO	YUCAIPA-CALIMESA JOINT UNIFIED	GREEN VALLEY HIGH	HI	\$ 12,800.00	\$ -	\$ 3,200.00	5	2/23/2005	Closed	
SAN BERNARDINO	YUCAIPA-CALIMESA JOINT UNIFIED	VALLEY ELEMENTARY	EL	\$ 21,811.00	\$ -	\$ 5,453.00	31	2/23/2005	Closed	
SAN BERNARDINO	YUCAIPA-CALIMESA JOINT UNIFIED	YUCAIPA HIGH	HI	\$ 36,489.00	\$ -	\$ 9,123.00	44	2/23/2005	Closed	
SAN BERNARDINO	YUCAIPA-CALIMESA JOINT UNIFIED	YUCAIPA MIDDLE	MI	\$ 26,128.00	\$ -	\$ 6,532.00	54	2/23/2005	Closed	
SAN BERNARDINO County Totals				\$ 90,287,088.00	\$ -	\$ 17,262,045.00				
SAN DIEGO	BORREGO SPRINGS UNIFIED	BORREGO SPRINGS HIGH	HI	\$ 9,600.00	\$ -	\$ -	4	2/23/2005	Closed	
SAN DIEGO	CORONADO UNIFIED	CORONADO HIGH	HI	\$ 5,050,414.00	\$ -	\$ -	15	4/26/2006	Closed	
SAN DIEGO	CORONADO UNIFIED	CORONADO MIDDLE	MI	\$ 2,269,179.00	\$ -	\$ -	7	4/26/2006	Closed	
SAN DIEGO	CORONADO UNIFIED	CROWN ELEMENTARY	EL	\$ 496,162.00	\$ -	\$ -	7	10/26/2005	Closed	
SAN DIEGO	CORONADO UNIFIED	SILVER STRAND ELEMENTARY	EL	\$ 1,181,548.00	\$ -	\$ -	18	5/3/2005	Closed	
SAN DIEGO	FALLBROOK UNION HIGH	FALLBROOK HIGH	HI	\$ 1,663,359.00	\$ -	\$ -	-	4/26/2006	Closed	
SAN DIEGO	GROSSMONT UNION HIGH	EL CAJON VALLEY HIGH	HI	\$ 7,593,260.00	\$ -	\$ -	51	10/26/2005	Closed	
SAN DIEGO	GROSSMONT UNION HIGH	GRANITE HILLS HIGH	HI	\$ 10,626,439.00	\$ -	\$ -	49	9/28/2005	Closed	
SAN DIEGO	GROSSMONT UNION HIGH	MONTE VISTA HIGH	HI	\$ 9,148,148.00	\$ -	\$ -	63	12/15/2005	Closed	
SAN DIEGO	GROSSMONT UNION HIGH	SANTANA HIGH	HI	\$ 8,370,110.00	\$ -	\$ -	27	12/15/2005	Closed	
SAN DIEGO	LAKESIDE UNION ELEMENTARY	LAKESIDE FARMS ELEMENTARY (YR)	EL	\$ 50,142.00	\$ -	\$ -	-	6/28/2006	Closed	
SAN DIEGO	NATIONAL ELEMENTARY	CENTRAL ELEMENTARY	EL	\$ 903,951.00	\$ -	\$ -	10	4/28/2004	Closed	
SAN DIEGO	NATIONAL ELEMENTARY	EL TOYON ELEMENTARY	EL	\$ 301,827.00	\$ -	\$ -	3	3/30/2005	Closed	
SAN DIEGO	NATIONAL ELEMENTARY	KIMBALL ELEMENTARY	EL	\$ 819,651.00	\$ -	\$ -	3	3/30/2005	Closed	
SAN DIEGO	NATIONAL ELEMENTARY	LAS PALMAS ELEMENTARY	EL	\$ 278,839.00	\$ -	\$ -	3	3/30/2005	Closed	
SAN DIEGO	NATIONAL ELEMENTARY	LINCOLN ACRES ELEMENTARY	EL	\$ 806,473.00	\$ -	\$ -	17	3/30/2005	Closed	
SAN DIEGO	NATIONAL ELEMENTARY	NEW HORIZONS ELEMENTARY	EL	\$ 853,526.00	\$ -	\$ -	8	3/30/2005	Closed	
SAN DIEGO	NATIONAL ELEMENTARY	NEW HORIZONS ELEMENTARY	EL	\$ 421,215.00	\$ -	\$ -	2	7/27/2005	Closed	
SAN DIEGO	OCEANSIDE CITY UNIFIED	SOUTH OCEANSIDE ELEMENTARY	EL	\$ 2,205,833.68	\$ -	\$ -	18	6/22/2005	Closed	
SAN DIEGO	POWAY UNIFIED	MIDLAND ELEMENTARY	EL	\$ 1,056,240.00	\$ -	\$ -	10	1/25/2006	Closed	
SAN DIEGO	POWAY UNIFIED	MT. CARMEL HIGH	HI	\$ 10,002,022.00	\$ -	\$ -	75	2/23/2005	Closed	
SAN DIEGO	POWAY UNIFIED	POWAY HIGH	HI	\$ 7,016,379.00	\$ -	\$ -	56	4/28/2004	Closed	
SAN DIEGO	POWAY UNIFIED	TIERRA BONITA ELEMENTARY	EL	\$ 1,970,186.00	\$ -	\$ -	24	3/22/2006	Closed	
SAN DIEGO	POWAY UNIFIED	TWIN PEAKS MIDDLE	MI	\$ 3,819,503.00	\$ -	\$ -	23	4/28/2004	Closed	
SAN DIEGO	POWAY UNIFIED	WESTWOOD ELEMENTARY	EL	\$ 1,619,413.00	\$ -	\$ -	20	4/28/2004	Closed	
SAN DIEGO	SAN DIEGO UNIFIED	ADAMS ELEMENTARY	EL	\$ 1,609,728.00	\$ -	\$ -	37	2/23/2005	Closed	
SAN DIEGO	SAN DIEGO UNIFIED	BALBOA ELEMENTARY YR	EL	\$ 733,752.00	\$ -	\$ -	52	4/28/2004	100% Complete	

ATTACHMENT D - PROPOSITION 55 MODERNIZATION PROJECTS										
YEARLY REPORT ON THE STATE GENERAL OBLIGATION BOND MEASURE FOR THE SCHOOL FACILITY PROGRAM - 2014										
County	District	School Name	Grade	State Modernization Funds	Site Acquisition	Financial Hardship	Classrooms	Last SAB Date	Status	
SAN DIEGO	SAN DIEGO UNIFIED	BAYVIEW TERRACE ELEMENTARY	EL	\$ 806,499.00	\$ -	\$ -	25	4/28/2004	Closed	
SAN DIEGO	SAN DIEGO UNIFIED	BELL JUNIOR HIGH	MI	\$ 3,116,432.00	\$ -	\$ -	42	4/28/2004	100% Complete	
SAN DIEGO	SAN DIEGO UNIFIED	BENCHLEY/WEINBERGER ELEMENTARY	EL	\$ 1,424,347.00	\$ -	\$ -	26	2/23/2005	Closed	
SAN DIEGO	SAN DIEGO UNIFIED	BETHUNE (MARY MC LEOD) ELEMENTARY	EL	\$ 568,642.00	\$ -	\$ -	32	4/28/2004	Closed	
SAN DIEGO	SAN DIEGO UNIFIED	CHOLLAS ELEMENTARY	EL	\$ 2,666,389.00	\$ -	\$ -	40	4/28/2004	Closed	
SAN DIEGO	SAN DIEGO UNIFIED	CLAIREMONT SENIOR HIGH	HI	\$ 2,588,890.00	\$ -	\$ -	64	4/28/2004	Closed	
SAN DIEGO	SAN DIEGO UNIFIED	CORREIA JUNIOR HIGH	MI	\$ 1,149,353.00	\$ -	\$ -	37	2/23/2005	Closed	
SAN DIEGO	SAN DIEGO UNIFIED	CRAWFORD SENIOR HIGH	HI	\$ 856,402.00	\$ -	\$ -	5	9/28/2005	Closed	
SAN DIEGO	SAN DIEGO UNIFIED	CREATIVE PERFORMING AND MEDIA ARTS	EL	\$ 1,239,987.00	\$ -	\$ -	25	4/28/2004	Closed	
SAN DIEGO	SAN DIEGO UNIFIED	CREATIVE PERFORMING AND MEDIA ARTS	MI	\$ 447,544.00	\$ -	\$ -	19	4/26/2006	Closed	
SAN DIEGO	SAN DIEGO UNIFIED	CROWN POINT ELEMENTARY	EL	\$ 925,102.00	\$ -	\$ -	16	4/28/2004	Closed	
SAN DIEGO	SAN DIEGO UNIFIED	CURIE ELEMENTARY YR	EL	\$ 1,506,493.00	\$ -	\$ -	30	2/23/2005	100% Complete	
SAN DIEGO	SAN DIEGO UNIFIED	DANA MIDDLE	EL	\$ 640,145.00	\$ -	\$ -	-	10/26/2005	Closed	
SAN DIEGO	SAN DIEGO UNIFIED	DARNALL ELEMENTARY	EL	\$ 1,568,863.00	\$ -	\$ -	32	4/28/2004	Closed	
SAN DIEGO	SAN DIEGO UNIFIED	DEWEY ELEMENTARY	EL	\$ 19,790.00	\$ -	\$ -	23	2/23/2005	Closed	
SAN DIEGO	SAN DIEGO UNIFIED	DOYLE ELEMENTARY	EL	\$ 1,298,539.00	\$ -	\$ -	37	2/23/2005	Closed	
SAN DIEGO	SAN DIEGO UNIFIED	DOYLE ELEMENTARY	EL	\$ 502,670.00	\$ -	\$ -	-	7/27/2005	100% Complete	
SAN DIEGO	SAN DIEGO UNIFIED	EDISON ELEMENTARY	EL	\$ 1,721,500.00	\$ -	\$ -	36	2/23/2005	Closed	
SAN DIEGO	SAN DIEGO UNIFIED	EMERSON/BANDINI ELEMENTARY	EL	\$ 2,062,802.00	\$ -	\$ -	59	4/28/2004	Closed	
SAN DIEGO	SAN DIEGO UNIFIED	EMERSON/BANDINI ELEMENTARY	EL	\$ 618,901.00	\$ -	\$ -	63	2/23/2005	Closed	
SAN DIEGO	SAN DIEGO UNIFIED	ENCANTO ELEMENTARY	EL	\$ 2,726,672.00	\$ -	\$ -	61	2/23/2005	Closed	
SAN DIEGO	SAN DIEGO UNIFIED	FARB MIDDLE	MI	\$ 2,401,496.00	\$ -	\$ -	36	6/23/2004	100% Complete	
SAN DIEGO	SAN DIEGO UNIFIED	FARB MIDDLE	MI	\$ 486,092.00	\$ -	\$ -	24	8/24/2005	Closed	
SAN DIEGO	SAN DIEGO UNIFIED	FLORENCE ELEMENTARY	EL	\$ 1,089,843.00	\$ -	\$ -	17	2/23/2005	Closed	
SAN DIEGO	SAN DIEGO UNIFIED	FRANKLIN ELEMENTARY	EL	\$ 1,278,215.00	\$ -	\$ -	21	2/23/2005	Closed	
SAN DIEGO	SAN DIEGO UNIFIED	GRANT ELEMENTARY	EL	\$ 642,308.00	\$ -	\$ -	7	4/28/2004	100% Complete	
SAN DIEGO	SAN DIEGO UNIFIED	HANCOCK ELEMENTARY	EL	\$ 493,002.00	\$ -	\$ -	13	9/28/2005	Closed	
SAN DIEGO	SAN DIEGO UNIFIED	HAWTHORNE ELEMENTARY	EL	\$ 654,385.00	\$ -	\$ -	24	4/28/2004	Closed	
SAN DIEGO	SAN DIEGO UNIFIED	HAWTHORNE ELEMENTARY	EL	\$ 759,222.00	\$ -	\$ -	28	2/23/2005	Closed	
SAN DIEGO	SAN DIEGO UNIFIED	HENRY SENIOR HIGH	HI	\$ 2,512,139.00	\$ -	\$ -	90	2/23/2005	Closed	
SAN DIEGO	SAN DIEGO UNIFIED	HOLMES ELEMENTARY	EL	\$ 736,143.00	\$ -	\$ -	25	2/23/2005	Closed	
SAN DIEGO	SAN DIEGO UNIFIED	HORTON ELEMENTARY	EL	\$ 181,281.00	\$ -	\$ -	-	7/27/2005	Closed	
SAN DIEGO	SAN DIEGO UNIFIED	IFTIN CHARTER	EL	\$ 1,005,437.00	\$ -	\$ -	43	4/28/2004	Closed	
SAN DIEGO	SAN DIEGO UNIFIED	IFTIN CHARTER	EL	\$ 815,859.00	\$ -	\$ -	-	9/28/2005	Closed	
SAN DIEGO	SAN DIEGO UNIFIED	JERABEK ELEMENTARY	EL	\$ 1,020,202.00	\$ -	\$ -	34	2/23/2005	Closed	
SAN DIEGO	SAN DIEGO UNIFIED	JERABEK ELEMENTARY	EL	\$ 4,949.00	\$ -	\$ -	-	5/3/2005	Closed	
SAN DIEGO	SAN DIEGO UNIFIED	JOHNSON ELEMENTARY	EL	\$ 541,342.00	\$ -	\$ -	17	9/28/2005	Closed	
SAN DIEGO	SAN DIEGO UNIFIED	JUAREZ ELEMENTARY	EL	\$ 15,504.00	\$ -	\$ -	19	2/23/2005	Closed	
SAN DIEGO	SAN DIEGO UNIFIED	KEARNY SENIOR HIGH	HI	\$ 23,242.00	\$ -	\$ -	79	2/23/2005	Closed	
SAN DIEGO	SAN DIEGO UNIFIED	KEARNY SENIOR HIGH	HI	\$ 2,358,618.00	\$ -	\$ -	79	2/23/2005	Closed	
SAN DIEGO	SAN DIEGO UNIFIED	KEILLER MIDDLE	MI	\$ 1,310,464.00	\$ -	\$ -	10	4/28/2004	Closed	
SAN DIEGO	SAN DIEGO UNIFIED	KING (MARTIN LUTHER) ELEMENTARY	EL	\$ 390,171.00	\$ -	\$ -	17	5/3/2005	Closed	
SAN DIEGO	SAN DIEGO UNIFIED	KING (MARTIN LUTHER) ELEMENTARY	EL	\$ 577,967.00	\$ -	\$ -	20	9/28/2005	Closed	
SAN DIEGO	SAN DIEGO UNIFIED	KNOX ELEMENTARY	EL	\$ 1,675,068.00	\$ -	\$ -	44	2/23/2005	Closed	
SAN DIEGO	SAN DIEGO UNIFIED	KROC MIDDLE	MI	\$ 3,193,043.00	\$ -	\$ -	45	4/28/2004	Closed	
SAN DIEGO	SAN DIEGO UNIFIED	LA JOLLA SENIOR HIGH	HI	\$ 5,300,991.00	\$ -	\$ -	62	8/4/2004	Closed	
SAN DIEGO	SAN DIEGO UNIFIED	LANGUAGE ACADEMY	EL	\$ 2,288,017.00	\$ -	\$ -	34	2/23/2005	Closed	
SAN DIEGO	SAN DIEGO UNIFIED	LEE ELEMENTARY	EL	\$ 1,317,328.00	\$ -	\$ -	33	2/23/2005	Closed	
SAN DIEGO	SAN DIEGO UNIFIED	LEWIS JUNIOR HIGH	MI	\$ 2,473,628.00	\$ -	\$ -	43	2/23/2005	Closed	
SAN DIEGO	SAN DIEGO UNIFIED	LINDA VISTA ELEMENTARY	EL	\$ 2,604,218.00	\$ -	\$ -	43	2/23/2005	Closed	
SAN DIEGO	SAN DIEGO UNIFIED	LINDBERGH/SCHWEITZER ELEMENTARY	EL	\$ 1,855,835.00	\$ -	\$ -	54	2/23/2005	Closed	
SAN DIEGO	SAN DIEGO UNIFIED	LOGAN ELEMENTARY	EL	\$ 839,911.00	\$ -	\$ -	53	5/26/2004	Closed	
SAN DIEGO	SAN DIEGO UNIFIED	LOGAN ELEMENTARY	EL	\$ 1,370,755.00	\$ -	\$ -	53	4/26/2006	Closed	
SAN DIEGO	SAN DIEGO UNIFIED	LONGFELLOW ELEMENTARY	EL	\$ 1,368,107.00	\$ -	\$ -	33	4/28/2004	Closed	
SAN DIEGO	SAN DIEGO UNIFIED	MCKINLEY ELEMENTARY	EL	\$ 2,461,241.00	\$ -	\$ -	28	4/28/2004	Closed	
SAN DIEGO	SAN DIEGO UNIFIED	MEMORIAL ACADEMY	MI	\$ 548,819.00	\$ -	\$ -	14	5/3/2005	Closed	
SAN DIEGO	SAN DIEGO UNIFIED	MONTGOMERY JUNIOR HIGH	MI	\$ 966,156.00	\$ -	\$ -	39	3/22/2006	Closed	
SAN DIEGO	SAN DIEGO UNIFIED	MUIRLANDS JUNIOR HIGH	MI	\$ 2,596,466.00	\$ -	\$ -	44	5/26/2004	Closed	
SAN DIEGO	SAN DIEGO UNIFIED	OCEAN BEACH ELEMENTARY	EL	\$ 1,358,394.00	\$ -	\$ -	24	2/23/2005	Closed	
SAN DIEGO	SAN DIEGO UNIFIED	PACIFIC BEACH MIDDLE	MI	\$ 2,578,528.00	\$ -	\$ -	35	5/26/2004	100% Complete	
SAN DIEGO	SAN DIEGO UNIFIED	PACIFIC BEACH MIDDLE	MI	\$ 652,911.00	\$ -	\$ -	-	8/24/2005	Closed	
SAN DIEGO	SAN DIEGO UNIFIED	PERKINS ELEMENTARY	EL	\$ 752,250.00	\$ -	\$ -	27	2/23/2005	Closed	
SAN DIEGO	SAN DIEGO UNIFIED	PERSHING JUNIOR HIGH	MI	\$ 2,593,358.00	\$ -	\$ -	44	2/23/2005	Closed	

ATTACHMENT D - PROPOSITION 55 MODERNIZATION PROJECTS										
YEARLY REPORT ON THE STATE GENERAL OBLIGATION BOND MEASURE FOR THE SCHOOL FACILITY PROGRAM - 2014										
County	District	School Name	Grade	State Modernization Funds	Site Acquisition	Financial Hardship	Classrooms	Last SAB Date	Status	
SAN DIEGO	SAN DIEGO UNIFIED	POINT LOMA SENIOR HIGH	HI	\$ 3,377,344.00	\$ -	\$ -	12	9/22/2004	Closed	
SAN DIEGO	SAN DIEGO UNIFIED	ROLANDO PARK ELEMENTARY	EL	\$ 1,355,076.00	\$ -	\$ -	25	2/23/2005	Closed	
SAN DIEGO	SAN DIEGO UNIFIED	ROOSEVELT JUNIOR HIGH	MI	\$ 9,600.00	\$ -	\$ -	7	2/23/2005	Closed	
SAN DIEGO	SAN DIEGO UNIFIED	ROSS ELEMENTARY	EL	\$ 899,079.00	\$ -	\$ -	26	2/23/2005	Closed	
SAN DIEGO	SAN DIEGO UNIFIED	SAN DIEGO SENIOR HIGH	HI	\$ 2,136,866.00	\$ -	\$ -	38	6/22/2005	Closed	
SAN DIEGO	SAN DIEGO UNIFIED	SEQUOIA ELEMENTARY	EL	\$ 1,178,796.00	\$ -	\$ -	23	5/26/2004	Closed	
SAN DIEGO	SAN DIEGO UNIFIED	SERRA SENIOR HIGH	HI	\$ 2,819,556.00	\$ -	\$ -	80	4/28/2004	Closed	
SAN DIEGO	SAN DIEGO UNIFIED	SERRA SENIOR HIGH	HI	\$ 1,366,630.00	\$ -	\$ -	-	6/22/2005	Closed	
SAN DIEGO	SAN DIEGO UNIFIED	SESSIONS ELEMENTARY	EL	\$ 743,626.00	\$ -	\$ -	23	4/28/2004	Closed	
SAN DIEGO	SAN DIEGO UNIFIED	SESSIONS ELEMENTARY	EL	\$ 556,326.00	\$ -	\$ -	23	4/28/2004	Closed	
SAN DIEGO	SAN DIEGO UNIFIED	SHERMAN ELEMENTARY	EL	\$ 1,487,611.00	\$ -	\$ -	50	4/28/2004	Closed	
SAN DIEGO	SAN DIEGO UNIFIED	SILVER GATE ELEMENTARY	EL	\$ 1,863,430.00	\$ -	\$ -	27	2/23/2005	Closed	
SAN DIEGO	SAN DIEGO UNIFIED	SPRECKELS ELEMENTARY	EL	\$ 1,413,081.00	\$ -	\$ -	35	2/23/2005	Closed	
SAN DIEGO	SAN DIEGO UNIFIED	STANDLEY JUNIOR HIGH	MI	\$ 2,346,582.00	\$ -	\$ -	52	2/23/2005	Closed	
SAN DIEGO	SAN DIEGO UNIFIED	TOLER ELEMENTARY	EL	\$ 992,653.00	\$ -	\$ -	17	4/28/2004	Closed	
SAN DIEGO	SAN DIEGO UNIFIED	TORREY PINES ELEMENTARY	EL	\$ 17,735.00	\$ -	\$ -	15	2/23/2005	Closed	
SAN DIEGO	SAN DIEGO UNIFIED	TWAIN JUNIOR/SENIOR HIGH	HI	\$ 1,612,177.00	\$ -	\$ -	18	4/28/2004	Closed	
SAN DIEGO	SAN DIEGO UNIFIED	UNIVERSITY CITY HIGH	HI	\$ 3,522,067.00	\$ -	\$ -	72	2/23/2005	Closed	
SAN DIEGO	SAN DIEGO UNIFIED	VALENCIA PARK ELEMENTARY	EL	\$ 2,011,390.00	\$ -	\$ -	43	2/23/2005	Closed	
SAN DIEGO	SAN DIEGO UNIFIED	VISTA GRANDE ELEMENTARY	EL	\$ 1,187,030.00	\$ -	\$ -	27	2/23/2005	Closed	
SAN DIEGO	SAN DIEGO UNIFIED	WANGENHEIM JUNIOR HIGH	MI	\$ 2,287,468.00	\$ -	\$ -	55	2/23/2005	Closed	
SAN DIEGO	SAN DIEGO UNIFIED	WASHINGTON ELEMENTARY	EL	\$ 711,320.00	\$ -	\$ -	19	2/23/2005	Closed	
SAN DIEGO	SAN DIEGO UNIFIED	WEBSTER ELEMENTARY	EL	\$ 2,208,172.00	\$ -	\$ -	34	2/23/2005	Closed	
SAN DIEGO	SAN DIEGO UNIFIED	WEGEFORTH ELEMENTARY	EL	\$ 951,325.00	\$ -	\$ -	19	2/23/2005	Closed	
SAN DIEGO	SAN DIEGO UNIFIED	WHITMAN ELEMENTARY	EL	\$ 1,226,682.00	\$ -	\$ -	25	2/23/2005	Closed	
SAN DIEGO	SAN DIEGO UNIFIED	WILSON MIDDLE	MI	\$ 2,037,099.00	\$ -	\$ -	65	4/28/2004	Closed	
SAN DIEGO	SAN DIEGO UNIFIED	WILSON MIDDLE	MI	\$ 833,808.00	\$ -	\$ -	13	5/3/2005	Closed	
SAN DIEGO	SAN DIEGO UNIFIED	SAN DIEGO UNION HIGH	HI	\$ 31,047.00	\$ -	\$ -	22	2/23/2005	Closed	
SAN DIEGO	SOUTH BAY UNION ELEMENTARY	NESTOR ELEMENTARY	EL	\$ 1,383,833.00	\$ -	\$ -	43	12/14/2011	75% Complete	
SAN DIEGO	SWEETWATER UNION HIGH	BONITA VISTA HIGH	HI	\$ 9,610,199.00	\$ -	\$ -	24	8/24/2005	Closed	
SAN DIEGO	SWEETWATER UNION HIGH	BONITA VISTA MIDDLE	MI	\$ 4,125,250.00	\$ -	\$ -	10	9/28/2005	Closed	
SAN DIEGO	SWEETWATER UNION HIGH	CASTLE PARK MIDDLE	MI	\$ 5,225,952.00	\$ -	\$ -	21	10/26/2005	Closed	
SAN DIEGO	SWEETWATER UNION HIGH	CASTLE PARK SENIOR HIGH A	HI	\$ 9,766,484.00	\$ -	\$ -	29	10/26/2005	Closed	
SAN DIEGO	SWEETWATER UNION HIGH	CHULA VISTA JUNIOR HIGH	MI	\$ 139,288.00	\$ -	\$ -	9	2/23/2005	Closed	
SAN DIEGO	SWEETWATER UNION HIGH	CHULA VISTA SENIOR HIGH	HI	\$ 13,192,378.00	\$ -	\$ -	30	12/15/2005	Closed	
SAN DIEGO	SWEETWATER UNION HIGH	GRANGER JUNIOR HIGH	MI	\$ 4,013,984.00	\$ -	\$ -	15	10/26/2005	Closed	
SAN DIEGO	SWEETWATER UNION HIGH	HILLTOP JUNIOR HIGH	MI	\$ 2,011,848.09	\$ -	\$ -	7	5/3/2005	100% Complete	
SAN DIEGO	SWEETWATER UNION HIGH	HILLTOP SENIOR HIGH	HI	\$ 4,082,570.00	\$ -	\$ -	14	1/25/2006	99% Complete	
SAN DIEGO	SWEETWATER UNION HIGH	MAR VISTA MIDDLE	MI	\$ 4,438,595.00	\$ -	\$ -	6	7/27/2005	Closed	
SAN DIEGO	SWEETWATER UNION HIGH	MAR VISTA SENIOR HIGH	HI	\$ 32,287.00	\$ -	\$ 21,525.00	32	3/30/2005	Closed	
SAN DIEGO	SWEETWATER UNION HIGH	MONTGOMERY JUNIOR HIGH	MI	\$ 4,280,085.00	\$ -	\$ -	9	9/28/2005	Closed	
SAN DIEGO	SWEETWATER UNION HIGH	MONTGOMERY SENIOR HIGH	HI	\$ 10,390,739.00	\$ -	\$ -	29	10/26/2005	Closed	
SAN DIEGO	SWEETWATER UNION HIGH	NATIONAL CITY JUNIOR HIGH	MI	\$ 4,570,071.00	\$ -	\$ -	-	2/22/2006	Closed	
SAN DIEGO	SWEETWATER UNION HIGH	SOUTHWEST JUNIOR HIGH	MI	\$ 4,347,098.00	\$ -	\$ -	18	5/3/2005	Closed	
SAN DIEGO	SWEETWATER UNION HIGH	SOUTHWEST SENIOR HIGH	HI	\$ 8,235,279.00	\$ -	\$ -	18	9/28/2005	Closed	
SAN DIEGO	VALLEY CENTER-PAUMA	VALLEY CENTER ELEMENTARY-LOWER	EL	\$ 23,419.00	\$ -	\$ -	24	2/23/2005	Closed	
SAN DIEGO	VALLEY CENTER-PAUMA	VALLEY CENTER ELEMENTARY-UPPER	EL	\$ 22,350.00	\$ -	\$ -	16	2/23/2005	Closed	
SAN DIEGO	WARNER UNIFIED	WARNER ELEMENTARY	EL	\$ 744,723.00	\$ -	\$ 385,044.12	10	5/27/2009	Closed	
SAN DIEGO County Totals				\$ 299,245,774.77	\$ -	\$ 406,569.12				
SAN FRANCISCO	SAN FRANCISCO UNIFIED	ALVARADO ELEMENTARY	EL	\$ 2,759,081.00	\$ -	\$ -	32	4/26/2006	Closed	
SAN FRANCISCO	SAN FRANCISCO UNIFIED	BRET HARTE ELEMENTARY	EL	\$ 1,185,222.00	\$ -	\$ -	25	9/28/2005	Closed	
SAN FRANCISCO	SAN FRANCISCO UNIFIED	BRYANT ELEMENTARY	EL	\$ 999,414.00	\$ -	\$ -	16	8/24/2005	Closed	
SAN FRANCISCO	SAN FRANCISCO UNIFIED	CLARENDON/SECOND COMMUNITY	EL	\$ 2,224,309.00	\$ -	\$ -	28	3/22/2006	Closed	
SAN FRANCISCO	SAN FRANCISCO UNIFIED	COMMODORE SLOAT ELEMENTARY	EL	\$ 1,311,595.00	\$ -	\$ -	16	2/22/2006	Closed	
SAN FRANCISCO	SAN FRANCISCO UNIFIED	DREW (CHARLES R.) ELEMENTARY	EL	\$ 1,165,453.00	\$ -	\$ -	31	12/15/2005	Closed	
SAN FRANCISCO	SAN FRANCISCO UNIFIED	MARSHALL (THURGOOD) ACADEMIC H	HI	\$ 6,689,135.00	\$ -	\$ -	50	10/26/2005	Closed	
SAN FRANCISCO	SAN FRANCISCO UNIFIED	ROSA PARKS ELEMENTARY	EL	\$ 1,835,465.00	\$ -	\$ -	25	10/26/2005	Closed	
SAN FRANCISCO	SAN FRANCISCO UNIFIED	SHERMAN ELEMENTARY	EL	\$ 2,264,122.00	\$ -	\$ -	25	2/22/2006	Closed	
SAN FRANCISCO County Totals				\$ 20,433,796.00	\$ -	\$ -				

ATTACHMENT D - PROPOSITION 55 MODERNIZATION PROJECTS										
YEARLY REPORT ON THE STATE GENERAL OBLIGATION BOND MEASURE FOR THE SCHOOL FACILITY PROGRAM - 2014										
County	District	School Name	Grade	State Modernization Funds	Site Acquisition	Financial Hardship	Classrooms	Last SAB Date	Status	
SAN JOAQUIN	LODI UNIFIED	DAVIS ELEMENTARY	EL	\$ 192,966.00	\$ -	\$ 6,400.00	3	2/23/2005	Closed	
SAN JOAQUIN	LODI UNIFIED	LODI HIGH	HI	\$ 29,472.00	\$ -	\$ -	4	12/14/2011	100% Complete	
SAN JOAQUIN	LODI UNIFIED	TOKAY HIGH	HI	\$ 8,508,718.00	\$ -	\$ -	57	1/30/2008	Closed	
SAN JOAQUIN	LODI UNIFIED	TURNER ELEMENTARY	EL	\$ 177,360.00	\$ -	\$ -	3	5/25/2011	Closed	
SAN JOAQUIN	MANTECA UNIFIED	EAST UNION HIGH	HI	\$ 15,712.00	\$ -	\$ -	9	1/27/2010	Closed	
SAN JOAQUIN	NEW HOPE ELEMENTARY	NEW HOPE ELEMENTARY	EL	\$ 1,120,839.00	\$ -	\$ 740,138.00	10	8/24/2011	Closed	
SAN JOAQUIN	NEW JERUSALEM ELEMENTARY	NEW JERUSALEM ELEMENTARY	EL	\$ 12,800.00	\$ -	\$ -	8	3/30/2005	Closed	
SAN JOAQUIN	SAN JOAQUIN COUNTY OFFICE OF EDUCATION	MCFALL ELEMENTARY	EL	\$ 533,815.00	\$ -	\$ 287,987.00	6	6/22/2011	Closed	
SAN JOAQUIN	SAN JOAQUIN COUNTY OFFICE OF EDUCATION	REDWOOD HIGH	HI	\$ 1,066,251.00	\$ -	\$ 490,826.00	12	6/22/2011	Closed	
SAN JOAQUIN	STOCKTON UNIFIED	WASHINGTON (GEORGE) ELEMENTARY	EL	\$ 9,600.00	\$ -	\$ -	9	3/29/2005	Closed	
SAN JOAQUIN County Totals				\$ 11,667,533.00	\$ -	\$ 1,525,351.00				
SAN LUIS OBISPO	ATASCADERO UNIFIED	ATASCADERO HIGH	HI	\$ 23,870.00	\$ -	\$ -	32	2/23/2005	Closed	
SAN LUIS OBISPO County Totals				\$ 23,870.00	\$ -	\$ -				
SAN MATEO	BELMONT-REDWOOD SHORES ELEMENTARY	CENTRAL ELEMENTARY	EL	\$ 12,890.00	\$ -	\$ -	17	2/23/2005	Closed	
SAN MATEO	BELMONT-REDWOOD SHORES ELEMENTARY	CIPRIANI ELEMENTARY	EL	\$ 9,600.00	\$ -	\$ -	-	2/23/2005	Closed	
SAN MATEO	BELMONT-REDWOOD SHORES ELEMENTARY	FOX ELEMENTARY	EL	\$ 14,721.00	\$ -	\$ -	20	2/23/2005	Closed	
SAN MATEO	BELMONT-REDWOOD SHORES ELEMENTARY	NESBIT ELEMENTARY	EL	\$ 15,844.00	\$ -	\$ -	21	2/23/2005	Closed	
SAN MATEO	BELMONT-REDWOOD SHORES ELEMENTARY	RALSTON INTERMEDIATE	MI	\$ 27,150.00	\$ -	\$ -	29	2/23/2005	Closed	
SAN MATEO	BRISBANE ELEMENTARY	BRISBANE ELEMENTARY	EL	\$ 800,345.00	\$ -	\$ -	13	1/25/2006	Closed	
SAN MATEO	BRISBANE ELEMENTARY	LIPMAN INTERMEDIATE	MI	\$ 902,312.00	\$ -	\$ -	8	1/25/2006	Closed	
SAN MATEO	BRISBANE ELEMENTARY	PANORAMA ELEMENTARY	EL	\$ 668,301.00	\$ -	\$ -	12	10/26/2005	Closed	
SAN MATEO	CABRILLO UNIFIED	EL GRANADA ELEMENTARY	EL	\$ 455,600.00	\$ -	\$ -	26	3/22/2006	Closed	
SAN MATEO	JEFFERSON ELEMENTARY	BROWN (MARGARET PAULINE) ELEME	EL	\$ 9,600.00	\$ -	\$ -	18	3/29/2005	Closed	
SAN MATEO	JEFFERSON ELEMENTARY	COLUMBUS (CHRISTOPHER) ELEMENT	EL	\$ 11,519.00	\$ -	\$ -	21	3/29/2005	Closed	
SAN MATEO	JEFFERSON ELEMENTARY	EDISON (THOMAS) ELEMENTARY	EL	\$ 850,657.00	\$ -	\$ -	20	4/28/2004	Closed	
SAN MATEO	JEFFERSON ELEMENTARY	FRANKLIN (BENJAMIN) INTERMEDIA	MI	\$ 19,177.00	\$ -	\$ -	34	3/30/2005	Closed	
SAN MATEO	JEFFERSON ELEMENTARY	GARDEN VILLAGE ELEMENTARY	EL	\$ 670,483.00	\$ -	\$ -	14	4/28/2004	Closed	
SAN MATEO	JEFFERSON ELEMENTARY	GEN PERSHING ELEM	EL	\$ 346,207.00	\$ -	\$ -	6	4/28/2004	Closed	
SAN MATEO	JEFFERSON ELEMENTARY	JOHN F. KENNEDY ELEMENTARY	EL	\$ 733,620.00	\$ -	\$ -	26	4/28/2004	Closed	
SAN MATEO	JEFFERSON ELEMENTARY	POLLICITA (THOMAS R.) MIDDLE	MI	\$ 1,292,420.00	\$ -	\$ -	34	4/28/2004	Closed	
SAN MATEO	JEFFERSON ELEMENTARY	RIVERA (FERNANDO) INTERMEDIATE	MI	\$ 839,592.00	\$ -	\$ -	22	4/28/2004	Closed	
SAN MATEO	JEFFERSON ELEMENTARY	ROOSEVELT (FRANKLIN DELANO) EL	EL	\$ 734,204.00	\$ -	\$ -	22	4/28/2004	Closed	
SAN MATEO	JEFFERSON ELEMENTARY	TOBIAS (MARJORIE H.) ELEMENTAR	EL	\$ 473,251.00	\$ -	\$ -	16	4/28/2004	Closed	
SAN MATEO	JEFFERSON ELEMENTARY	WASHINGTON (GEORGE) ELEMENTARY	EL	\$ 566,497.00	\$ -	\$ -	21	4/28/2004	Closed	
SAN MATEO	JEFFERSON ELEMENTARY	WEBSTER (DANIEL) ELEMENTARY	EL	\$ 734,433.00	\$ -	\$ -	22	4/28/2004	Closed	
SAN MATEO	JEFFERSON ELEMENTARY	WESTLAKE ELEMENTARY	EL	\$ 586,835.00	\$ -	\$ -	20	4/28/2004	Closed	
SAN MATEO	JEFFERSON ELEMENTARY	WOODROW WILSON ELEMENTARY	EL	\$ 723,048.00	\$ -	\$ -	20	4/28/2004	Closed	
SAN MATEO	LAS LOMITAS ELEMENTARY	LA ENTRADA MIDDLE	MI	\$ 1,524,608.00	\$ -	\$ -	24	4/28/2004	Closed	
SAN MATEO	LAS LOMITAS ELEMENTARY	LAS LOMITAS ELEMENTARY	EL	\$ 1,569,163.00	\$ -	\$ -	20	2/23/2005	Closed	
SAN MATEO	RAVENSWOOD CITY ELEMENTARY	EDISON MCNAIR ACADEMY	MI	\$ 23,315.00	\$ -	\$ -	19	2/23/2005	Closed	
SAN MATEO	RAVENSWOOD CITY ELEMENTARY	FLOOD (JAMES) ELEMENTARY	EL	\$ 12,800.00	\$ -	\$ -	13	2/23/2005	Closed	
SAN MATEO	RAVENSWOOD CITY ELEMENTARY	MENLO OAKS MIDDLE	MI	\$ 12,800.00	\$ -	\$ -	-	2/23/2005	Closed	
SAN MATEO County Totals				\$ 14,640,992.00	\$ -	\$ -				
SANTA BARBARA	GUADALUPE UNION ELEMENTARY	BUREN (MARY)	EL	\$ 173,146.00	\$ -	\$ 43,474.00	10	4/26/2006	100% Complete	
SANTA BARBARA	GUADALUPE UNION ELEMENTARY	MCKENZIE (KERMIT) JUNIOR HIGH	MI	\$ 114,629.00	\$ -	\$ -	10	4/26/2006	Closed	
SANTA BARBARA	LOMPOC UNIFIED	BUENA VISTA ELEMENTARY	EL	\$ 1,406,109.00	\$ -	\$ -	20	2/22/2006	Closed	
SANTA BARBARA	LOMPOC UNIFIED	CABRILLO SENIOR HIGH	HI	\$ 6,974,723.00	\$ -	\$ -	78	1/25/2006	Closed	
SANTA BARBARA	LOMPOC UNIFIED	CRESTVIEW ELEMENTARY	EL	\$ 1,667,076.00	\$ -	\$ -	25	2/22/2006	Closed	
SANTA BARBARA	LOMPOC UNIFIED	EL CAMINO MIDDLE	MI	\$ 1,756,666.00	\$ -	\$ -	24	2/22/2006	Closed	
SANTA BARBARA	LOMPOC UNIFIED	FILLMORE (LEONORA) ELEMENTARY	EL	\$ 14,457.00	\$ -	\$ -	32	5/3/2005	Closed	
SANTA BARBARA	LOMPOC UNIFIED	HAPGOOD (ARTHUR) ELEMENTARY	EL	\$ 2,502,203.00	\$ -	\$ -	33	2/22/2006	Closed	
SANTA BARBARA	LOMPOC UNIFIED	LA CANADA ELEMENTARY	EL	\$ 2,000,403.00	\$ -	\$ -	35	5/3/2005	Closed	
SANTA BARBARA	LOMPOC UNIFIED	LA HONDA ELEMENTARY	EL	\$ 1,653,143.00	\$ -	\$ -	29	2/22/2006	Closed	
SANTA BARBARA	LOMPOC UNIFIED	LOMPOC MIDDLE	MI	\$ 4,327,028.00	\$ -	\$ -	51	1/25/2006	Closed	
SANTA BARBARA	LOMPOC UNIFIED	LOMPOC SENIOR HIGH	HI	\$ 7,365,890.00	\$ -	\$ -	74	8/24/2005	Closed	
SANTA BARBARA	LOMPOC UNIFIED	LOS BERROS ELEMENTARY	EL	\$ 1,904,605.00	\$ -	\$ -	22	2/22/2006	Closed	
SANTA BARBARA	LOMPOC UNIFIED	MIGUELITO ELEMENTARY	EL	\$ 1,089,967.00	\$ -	\$ -	25	2/22/2006	Closed	

ATTACHMENT D - PROPOSITION 55 MODERNIZATION PROJECTS										
YEARLY REPORT ON THE STATE GENERAL OBLIGATION BOND MEASURE FOR THE SCHOOL FACILITY PROGRAM - 2014										
County	District	School Name	Grade	State Modernization Funds	Site Acquisition	Financial Hardship	Classrooms	Last SAB Date	Status	
SANTA BARBARA	LOMPOC UNIFIED	RUTH (CLARENCE) ELEMENTARY	EL	\$ 11,544.00	\$ -	\$ -	32	5/3/2005	Closed	
SANTA BARBARA	SANTA BARBARA ELEMENTARY	CLEVELAND ELEMENTARY	EL	\$ 1,546,509.00	\$ -	\$ -	26	2/23/2005	Closed	
SANTA BARBARA	SANTA BARBARA ELEMENTARY	FRANKLIN ELEMENTARY	EL	\$ 2,416,423.00	\$ -	\$ -	12	5/25/2005	Closed	
SANTA BARBARA	SANTA BARBARA ELEMENTARY	HARDING ELEMENTARY	EL	\$ 115,268.00	\$ -	\$ -	-	3/22/2006	Closed	
SANTA BARBARA	SANTA BARBARA ELEMENTARY	WASHINGTON ELEMENTARY	EL	\$ 325,597.00	\$ -	\$ -	-	7/27/2005	Closed	
SANTA BARBARA	SANTA BARBARA HIGH	DOS PUEBLOS SENIOR HIGH	HI	\$ 5,521,147.00	\$ -	\$ -	-	7/27/2005	Closed	
SANTA BARBARA	SANTA BARBARA HIGH	DOS PUEBLOS SENIOR HIGH	HI	\$ 2,609,626.00	\$ -	\$ -	-	3/22/2006	Closed	
SANTA BARBARA	SANTA BARBARA HIGH	LA CUMBRE JUNIOR HIGH	MI	\$ 1,304,645.00	\$ -	\$ -	-	5/3/2005	Closed	
SANTA BARBARA	SANTA BARBARA HIGH	SAN MARCOS SENIOR HIGH	HI	\$ 4,965,424.00	\$ -	\$ -	-	7/27/2005	Closed	
SANTA BARBARA	SANTA BARBARA HIGH	SANTA BARBARA SENIOR HIGH	HI	\$ 1,950,450.00	\$ -	\$ -	-	2/23/2005	Closed	
SANTA BARBARA	SANTA BARBARA HIGH	SANTA BARBARA SENIOR HIGH	HI	\$ 2,884,226.00	\$ -	\$ -	-	6/22/2005	Closed	
SANTA BARBARA	SANTA BARBARA HIGH	SANTA BARBARA SENIOR HIGH	HI	\$ 2,919,821.00	\$ -	\$ -	34	10/26/2005	Closed	
SANTA BARBARA County Totals				\$ 59,520,725.00	\$ -	\$ 43,474.00				
SANTA CLARA	CAMBRIAN	BAGBY ELEMENTARY	EL	\$ 20,275.00	\$ -	\$ -	25	3/30/2005	Closed	
SANTA CLARA	CAMBRIAN	BAGBY ELEMENTARY	EL	\$ 47,623.00	\$ -	\$ -	25	8/24/2005	Closed	
SANTA CLARA	CAMBRIAN	FAMMATRE ELEMENTARY	EL	\$ 17,057.00	\$ -	\$ -	20	3/30/2005	Closed	
SANTA CLARA	CAMBRIAN	FAMMATRE ELEMENTARY	EL	\$ 179,545.00	\$ -	\$ -	20	1/25/2006	Closed	
SANTA CLARA	CAMBRIAN	FARNHAM ELEMENTARY	EL	\$ 16,822.00	\$ -	\$ -	17	3/29/2005	Closed	
SANTA CLARA	CAMBRIAN	IDA PRICE MIDDLE	MI	\$ 20,506.00	\$ -	\$ -	32	3/30/2005	Closed	
SANTA CLARA	CAMBRIAN	IDA PRICE MIDDLE	MI	\$ 896,380.00	\$ -	\$ -	32	8/24/2005	Closed	
SANTA CLARA	CAMBRIAN	SARTORETTE ELEMENTARY	EL	\$ 16,822.00	\$ -	\$ -	17	3/29/2005	100% Complete	
SANTA CLARA	CAMBRIAN	SARTORETTE ELEMENTARY	EL	\$ 230,167.00	\$ -	\$ -	16	2/22/2006	Closed	
SANTA CLARA	CAMPBELL UNION ELEMENTARY	MONROE MIDDLE	MI	\$ 2,133,878.00	\$ -	\$ -	27	2/23/2005	Closed	
SANTA CLARA	CAMPBELL UNION HIGH	BRANHAM HIGH	HI	\$ 4,039,888.00	\$ -	\$ -	31	4/28/2004	Closed	
SANTA CLARA	CAMPBELL UNION HIGH	DEL MAR HIGH	HI	\$ 20,670.00	\$ -	\$ -	18	2/23/2005	Closed	
SANTA CLARA	CAMPBELL UNION HIGH	LEIGH HIGH	HI	\$ 2,540,954.00	\$ -	\$ -	40	2/23/2005	Closed	
SANTA CLARA	CAMPBELL UNION HIGH	PROSPECT HIGH	HI	\$ 475,213.00	\$ -	\$ -	-	2/23/2005	Closed	
SANTA CLARA	CAMPBELL UNION HIGH	PROSPECT HIGH	HI	\$ 3,245,814.00	\$ -	\$ -	27	2/23/2005	Closed	
SANTA CLARA	CAMPBELL UNION HIGH	PROSPECT HIGH	HI	\$ 2,572,233.00	\$ -	\$ -	7	8/24/2005	Closed	
SANTA CLARA	CAMPBELL UNION HIGH	WESTMONT HIGH	HI	\$ 22,428.00	\$ -	\$ -	13	2/23/2005	Closed	
SANTA CLARA	CUPERTINO UNION	COLLINS ELEMENTARY	EL	\$ 1,906,372.00	\$ -	\$ -	19	3/30/2005	Closed	
SANTA CLARA	CUPERTINO UNION	PORTAL (LOUIS) ELEMENTARY	EL	\$ 1,299,691.00	\$ -	\$ -	8	4/28/2004	Closed	
SANTA CLARA	EAST SIDE UNION HIGH	INDEPENDENCE HIGH	HI	\$ 2,577,557.00	\$ -	\$ -	6	4/23/2008	Closed	
SANTA CLARA	EAST SIDE UNION HIGH	INDEPENDENCE HIGH	HI	\$ 400,057.00	\$ -	\$ -	-	2/23/2005	Closed	
SANTA CLARA	EAST SIDE UNION HIGH	LICK (JAMES) HIGH	HI	\$ 2,018,626.00	\$ -	\$ -	-	3/22/2006	Closed	
SANTA CLARA	EAST SIDE UNION HIGH	PIEDMONT HILLS HIGH	HI	\$ 1,129,363.00	\$ -	\$ -	31	4/28/2004	Closed	
SANTA CLARA	EVERGREEN ELEMENTARY	MONTGOMERY (JOHN J.) ELEMENTARY	EL	\$ 1,490,298.00	\$ -	\$ -	17	1/25/2006	Closed	
SANTA CLARA	EVERGREEN ELEMENTARY	NORWOOD CREEK ELEM.	EL	\$ 1,039,737.00	\$ -	\$ -	25	1/25/2006	Closed	
SANTA CLARA	FRANKLIN-MCKINLEY ELEMENTARY	STONEGATE ELEMENTARY	EL	\$ 2,059,537.00	\$ -	\$ -	18	2/22/2006	Closed	
SANTA CLARA	GILROY UNIFIED	EL ROBLE ELEMENTARY	EL	\$ 20,831.00	\$ -	\$ -	18	3/30/2005	Closed	
SANTA CLARA	GILROY UNIFIED	ELIOT ELEMENTARY	EL	\$ 833,646.00	\$ -	\$ -	8	1/25/2006	Closed	
SANTA CLARA	GILROY UNIFIED	GILROY HIGH	HI	\$ 8,522,519.00	\$ -	\$ -	97	9/28/2005	Closed	
SANTA CLARA	LOMA PRIETA JOINT UNION ELEMENTARY	ENGLISH (C. T.) MIDDLE	MI	\$ 347,417.00	\$ -	\$ -	4	4/28/2004	Closed	
SANTA CLARA	LOMA PRIETA JOINT UNION ELEMENTARY	LOMA PRIETA ELEMENTARY	EL	\$ 805,057.00	\$ -	\$ -	6	2/22/2006	Closed	
SANTA CLARA	LOS ALTOS ELEMENTARY	LOYOLA ELEMENTARY	EL	\$ 2,250,066.00	\$ -	\$ -	27	4/28/2004	Closed	
SANTA CLARA	LOS ALTOS ELEMENTARY	OAK AVENUE ELEMENTARY	EL	\$ 971,144.00	\$ -	\$ -	15	2/23/2005	Closed	
SANTA CLARA	LOS ALTOS ELEMENTARY	SANTA RITA ELEMENTARY	EL	\$ 1,142,656.00	\$ -	\$ -	26	4/28/2004	Closed	
SANTA CLARA	LOS GATOS UNION ELEMENTARY	BLOSSOM HILL ELEMENTARY	EL	\$ 1,883,645.00	\$ -	\$ -	33	4/26/2006	Closed	
SANTA CLARA	LOS GATOS UNION ELEMENTARY	DAVES AVENUE ELEMENTARY	EL	\$ 1,938,558.00	\$ -	\$ -	25	4/26/2006	Closed	
SANTA CLARA	LUTHER BURBANK ELEMENTARY	LUTHER BURBANK ELEMENTARY	EL	\$ 1,343,987.00	\$ -	\$ 890,760.00	12	8/25/2010	Closed	
SANTA CLARA	MOUNTAIN VIEW-LOS ALTOS UNION HIGH	ALTA VISTA CONTINUATION HIGH	HI	\$ 769,998.00	\$ -	\$ -	7	5/25/2005	Closed	
SANTA CLARA	PALO ALTO UNIFIED	GARLAND ELEMENTARY	EL	\$ 388,037.00	\$ -	\$ -	-	4/28/2004	Closed	
SANTA CLARA	PALO ALTO UNIFIED	TERMAN MIDDLE	MI	\$ 1,778,047.00	\$ -	\$ -	26	4/28/2004	Closed	
SANTA CLARA	SANTA CLARA COUNTY OFFICE OF EDUCATION	CHANDLER TRIPP	EL	\$ 512,977.00	\$ -	\$ 341,984.00	8	4/27/2011	Closed	
SANTA CLARA	SANTA CLARA COUNTY OFFICE OF EDUCATION	EAST VALLEY	EL	\$ 414.00	\$ -	\$ 276.00	5	5/3/2005	38% Complete	
SANTA CLARA	SANTA CLARA COUNTY OFFICE OF EDUCATION	FOUNDRY	HI	\$ 295,722.00	\$ -	\$ 197,148.00	5	3/22/2006	98% Complete	
SANTA CLARA	SANTA CLARA COUNTY OFFICE OF EDUCATION	GATEWAY CENTER	EL	\$ 375,552.00	\$ -	\$ 250,369.00	9	3/22/2006	Closed	
SANTA CLARA	SANTA CLARA COUNTY OFFICE OF EDUCATION	ROULEAU CENTER	EL	\$ 364.00	\$ -	\$ 243.00	9	5/3/2005	52% Complete	
SANTA CLARA	SANTA CLARA UNIFIED	BUCHSER JUNIOR HIGH	MI	\$ 4,143,570.00	\$ -	\$ -	14	3/22/2006	Closed	
SANTA CLARA	SANTA CLARA UNIFIED	HUGHES (KATHRYN) ELEMENTARY	EL	\$ 621,720.00	\$ -	\$ -	28	2/23/2005	Closed	
SANTA CLARA	SANTA CLARA UNIFIED	LAURELWOOD ELEMENTARY	EL	\$ 1,861,228.00	\$ -	\$ -	30	12/15/2005	Closed	

ATTACHMENT D - PROPOSITION 55 MODERNIZATION PROJECTS										
YEARLY REPORT ON THE STATE GENERAL OBLIGATION BOND MEASURE FOR THE SCHOOL FACILITY PROGRAM - 2014										
County	District	School Name	Grade	State Modernization Funds	Site Acquisition	Financial Hardship	Classrooms	Last SAB Date	Status	
SANTA CLARA	SANTA CLARA UNIFIED	MONTAGUE ELEMENTARY	EL	\$ 1,113,729.00	\$ -	\$ -	23	2/23/2005	Closed	
SANTA CLARA	SANTA CLARA UNIFIED	PONDEROSA ELEMENTARY	EL	\$ 1,626,313.00	\$ -	\$ -	34	2/23/2005	Closed	
SANTA CLARA	SANTA CLARA UNIFIED	SUTTER ELEMENTARY	EL	\$ 1,267,556.00	\$ -	\$ -	21	4/28/2004	Closed	
SANTA CLARA County Totals				\$ 65,232,266.00	\$ -	\$ 1,680,780.00				
SANTA CRUZ	PAJARO VALLEY UNIFIED	APTOS HIGH	HI	\$ 889,171.00	\$ -	\$ -	7	4/26/2006	100% Complete	
SANTA CRUZ	PAJARO VALLEY UNIFIED	WATSONVILLE HIGH	HI	\$ 3,068,751.00	\$ -	\$ -	-	10/26/2005	Closed	
SANTA CRUZ	SAN LORENZO VALLEY UNIFIED	BOULDER CREEK ELEMENTARY	EL	\$ 1,241,631.00	\$ -	\$ -	6	3/22/2006	Closed	
SANTA CRUZ	SAN LORENZO VALLEY UNIFIED	SAN LORENZO VALLEY HIGH	EL	\$ 3,186,265.00	\$ -	\$ -	12	2/23/2005	Closed	
SANTA CRUZ	SAN LORENZO VALLEY UNIFIED	SAN LORENZO VALLEY JUNIOR HIGH	MI	\$ 1,378,645.00	\$ -	\$ -	14	5/3/2005	Closed	
SANTA CRUZ County Totals				\$ 9,764,463.00	\$ -	\$ -				
SHASTA	BELLA VISTA ELEMENTARY	BELLA VISTA ELEMENTARY	EL	\$ 448,179.00	\$ -	\$ 10,327.00	10	3/30/2005	Closed	
SHASTA	BELLA VISTA ELEMENTARY	BELLA VISTA ELEMENTARY	EL	\$ 550,274.00	\$ -	\$ 289,856.00	-	8/25/2010	Closed	
SHASTA	BLACK BUTTE UNION ELEMENTARY	BLACK BUTTE ELEMENTARY	EL	\$ 274,645.00	\$ -	\$ 59,637.00	-	8/4/2010	Closed	
SHASTA	BLACK BUTTE UNION ELEMENTARY	BLACK BUTTE ELEMENTARY	EL	\$ 309,601.00	\$ -	\$ 23,565.00	7	7/27/2005	Closed	
SHASTA	FALL RIVER JOINT UNIFIED	MOUNTAIN VIEW HIGH (CONTINUATION)	HI	\$ 83,298.00	\$ -	\$ -	-	1/25/2006	Closed	
SHASTA	HAPPY VALLEY UNION ELEMENTARY	HAPPY VALLEY ELEMENTARY	EL	\$ 20,876.00	\$ -	\$ -	13	12/15/2005	Closed	
SHASTA	HAPPY VALLEY UNION ELEMENTARY	HAPPY VALLEY PRIMARY	EL	\$ 753,497.00	\$ -	\$ -	10	7/27/2005	Closed	
SHASTA	PACHECO UNION ELEMENTARY	PRAIRIE ELEMENTARY	EL	\$ 12,800.00	\$ -	\$ -	8	2/23/2005	Closed	
SHASTA County Totals				\$ 2,453,170.00	\$ -	\$ 383,385.00				
SISKIYOU	SCOTT VALLEY UNIFIED	FORT JONES ELEMENTARY	EL	\$ 96,197.00	\$ -	\$ -	9	4/28/2004	Closed	
SISKIYOU County Totals				\$ 96,197.00	\$ -	\$ -				
SOLANO	BENICIA UNIFIED	BENICIA HIGH	HI	\$ 660,657.00	\$ -	\$ -	6	2/23/2005	Closed	
SOLANO	BENICIA UNIFIED	BENICIA MIDDLE	MI	\$ 1,393,789.00	\$ -	\$ -	14	2/23/2005	Closed	
SOLANO	BENICIA UNIFIED	FARMAR (MARY) ELEMENTARY	EL	\$ 11,133.00	\$ -	\$ -	7	2/23/2005	Closed	
SOLANO	BENICIA UNIFIED	FARMAR (MARY) ELEMENTARY	EL	\$ 172,373.00	\$ -	\$ -	5	2/23/2005	Closed	
SOLANO	BENICIA UNIFIED	SEMPLE (ROBERT) ELEMENTARY	EL	\$ 9,600.00	\$ -	\$ -	9	2/23/2005	Closed	
SOLANO	FAIRFIELD-SUISUN UNIFIED	GRANGE MIDDLE	MI	\$ 536,714.00	\$ -	\$ -	38	1/25/2006	Closed	
SOLANO	TRAVIS UNIFIED	VANDEN HIGH	HI	\$ 394,529.00	\$ -	\$ -	38	3/22/2006	Closed	
SOLANO	VACAVILLE UNIFIED	HEMLOCK ELEMENTARY	EL	\$ 1,093,133.00	\$ -	\$ -	22	2/23/2005	Closed	
SOLANO	VACAVILLE UNIFIED	MARKHAM (EDWIN) ELEMENTARY	EL	\$ 9,245.00	\$ -	\$ -	16	5/3/2005	Closed	
SOLANO	VACAVILLE UNIFIED	PADAN (EUGENE) ELEMENTARY	EL	\$ 579,077.00	\$ -	\$ -	8	2/23/2005	Closed	
SOLANO	VACAVILLE UNIFIED	PADAN (EUGENE) ELEMENTARY	EL	\$ 1,456,937.00	\$ -	\$ -	18	9/28/2005	Closed	
SOLANO	VACAVILLE UNIFIED	SIERRA VISTA ELEMENTARY	EL	\$ 713,555.00	\$ -	\$ -	10	2/23/2005	Closed	
SOLANO	VACAVILLE UNIFIED	SIERRA VISTA ELEMENTARY	EL	\$ 777,362.00	\$ -	\$ -	10	9/28/2005	Closed	
SOLANO	VALLEJO CITY UNIFIED	PENNYCOOK (ANNIE) ELEMENTARY	EL	\$ 26,351.00	\$ -	\$ -	31	2/23/2005	Closed	
SOLANO	VALLEJO CITY UNIFIED	SOLANO JUNIOR HIGH	MI	\$ 27,973.00	\$ -	\$ -	40	2/23/2005	Closed	
SOLANO	VALLEJO CITY UNIFIED	SPRINGSTOWNE JUNIOR HIGH	MI	\$ 27,754.00	\$ -	\$ -	35	2/23/2005	Closed	
SOLANO County Totals				\$ 7,890,182.00	\$ -	\$ -				
SONOMA	BENNETT VALLEY UNION ELEMENTARY	STRAWBERRY ELEMENTARY	EL	\$ 12,800.00	\$ -	\$ -	5	2/23/2005	Closed	
SONOMA	BENNETT VALLEY UNION ELEMENTARY	STRAWBERRY ELEMENTARY	EL	\$ 858,505.00	\$ -	\$ -	3	2/23/2005	Closed	
SONOMA	BENNETT VALLEY UNION ELEMENTARY	YULUPA ELEMENTARY	EL	\$ 12,800.00	\$ -	\$ -	5	2/23/2005	Closed	
SONOMA	BENNETT VALLEY UNION ELEMENTARY	YULUPA ELEMENTARY	EL	\$ 9,600.00	\$ -	\$ -	4	3/29/2005	Closed	
SONOMA	CINNABAR ELEMENTARY	CINNABAR ELEMENTARY	EL	\$ 9,600.00	\$ -	\$ -	7	2/23/2005	Closed	
SONOMA	COTATI-ROHNERT PARK UNIFIED	LA FIESTA ELEMENTARY	EL	\$ 856,367.00	\$ -	\$ -	12	4/28/2004	Closed	
SONOMA	GUERNEVILLE ELEMENTARY	GUERNEVILLE ELEMENTARY	EL	\$ 1,050,865.00	\$ -	\$ -	-	6/22/2005	Closed	
SONOMA	HEALDSBURG UNIFIED	FITCH MOUNTAIN ELEMENTARY	EL	\$ 1,241,097.00	\$ -	\$ -	25	10/26/2005	Closed	
SONOMA	PETALUMA JOINT UNION HIGH	KENILWORTH JUNIOR HIGH	MI	\$ 2,767,889.00	\$ -	\$ -	31	10/26/2005	Closed	
SONOMA	PETALUMA JOINT UNION HIGH	PETALUMA HIGH	HI	\$ 1,579,069.00	\$ -	\$ -	6	2/22/2006	Closed	
SONOMA	SANTA ROSA HIGH	COOK (LAWRENCE) MIDDLE	MI	\$ 616,806.00	\$ -	\$ -	4	7/27/2005	Closed	
SONOMA	SANTA ROSA HIGH	MONTGOMERY HIGH	HI	\$ 1,579,462.00	\$ -	\$ -	38	2/23/2005	Closed	
SONOMA	SANTA ROSA HIGH	SLATER (HERBERT) JUNIOR HIGH	MI	\$ 3,302,742.00	\$ -	\$ -	34	8/24/2005	Closed	
SONOMA	TWO ROCK UNION ELEMENTARY	TWO ROCK ELEMENTARY	EL	\$ 47,864.00	\$ -	\$ -	-	4/28/2004	Closed	
SONOMA	WINDSOR UNIFIED	WINDSOR CREEK ELEMENTARY	EL	\$ 309,834.00	\$ -	\$ 6,400.00	17	2/23/2005	Closed	

ATTACHMENT D - PROPOSITION 55 MODERNIZATION PROJECTS										
YEARLY REPORT ON THE STATE GENERAL OBLIGATION BOND MEASURE FOR THE SCHOOL FACILITY PROGRAM - 2014										
County	District	School Name	Grade	State Modernization Funds	Site Acquisition	Financial Hardship	Classrooms	Last SAB Date	Status	
SONOMA County Totals				\$ 14,255,300.00	\$ -	\$ 6,400.00				
STANISLAUS	CERES UNIFIED	ARGUS HIGH	HI	\$ 598,977.00	\$ -	\$ 381,915.87	4	2/23/2005	Closed	
STANISLAUS	CERES UNIFIED	CARROLL FOWLER ELEMENTARY	EL	\$ -	\$ -	\$ 45,344.00	8	12/15/2005	Closed	
STANISLAUS	CERES UNIFIED	CASWELL ELEMENTARY	EL	\$ -	\$ -	\$ 32,639.00	4	12/15/2005	Closed	
STANISLAUS	CERES UNIFIED	CERES HIGH	HI	\$ 2,161,199.00	\$ -	\$ 1,380,579.10	7	2/23/2005	Closed	
STANISLAUS	CERES UNIFIED	DON PEDRO ELEMENTARY	EL	\$ 456,265.00	\$ -	\$ 299,005.68	4	2/23/2005	Closed	
STANISLAUS	CERES UNIFIED	WALTER WHITE ELEMENTARY	EL	\$ 473,899.00	\$ -	\$ 309,468.89	8	2/23/2005	Closed	
STANISLAUS	CERES UNIFIED	WESTPORT ELEMENTARY	EL	\$ 415,229.00	\$ -	\$ 269,062.04	5	2/23/2005	Closed	
STANISLAUS	EMPIRE UNION ELEMENTARY	CAPISTRANO ELEMENTARY	EL	\$ 1,143,349.00	\$ -	\$ -	14	3/30/2005	Closed	
STANISLAUS	EMPIRE UNION ELEMENTARY	TEEL MIDDLE	MI	\$ 1,101,129.00	\$ -	\$ -	8	3/30/2005	Closed	
STANISLAUS	GRATTON ELEMENTARY	GRATTON ELEMENTARY	EL	\$ 324,039.00	\$ -	\$ 180,004.01	4	3/22/2006	Closed	
STANISLAUS	HART-RANSOM UNION ELEMENTARY	HART-RANSOM ELEMENTARY	EL	\$ 1,760,216.00	\$ -	\$ -	19	10/26/2005	Closed	
STANISLAUS	HUGHSON UNIFIED	HUGHSON ELEMENTARY	EL	\$ 590,366.00	\$ -	\$ -	19	9/28/2005	Closed	
STANISLAUS	HUGHSON UNIFIED	HUGHSON HIGH	HI	\$ 3,970,626.00	\$ -	\$ -	21	9/28/2005	Closed	
STANISLAUS	HUGHSON UNIFIED	ROSS (EMILIE J.) MIDDLE	MI	\$ 1,172,135.00	\$ -	\$ -	8	9/28/2005	Closed	
STANISLAUS	KEYES UNION ELEMENTARY	KEYES ELEMENTARY	EL	\$ 612,498.00	\$ -	\$ -	-	3/26/2008	Closed	
STANISLAUS	MODESTO CITY ELEMENTARY	ROOSEVELT INTERMEDIATE	MI	\$ 22,534.00	\$ -	\$ -	23	3/29/2005	Closed	
STANISLAUS	MODESTO CITY HIGH	MODESTO CITY HIGH	HI	\$ 71,993.00	\$ -	\$ -	75	3/30/2005	Closed	
STANISLAUS	NEWMAN-CROWS LANDING UNIFIED	ORESTIMBA HIGH	HI	\$ 2,248,794.00	\$ -	\$ -	19	5/3/2005	Closed	
STANISLAUS	OAKDALE JOINT UNIFIED	CLOVERLAND ELEMENTARY	EL	\$ 1,067,223.00	\$ -	\$ -	20	8/24/2005	Closed	
STANISLAUS	OAKDALE JOINT UNIFIED	FAIR OAKS ELEMENTARY	EL	\$ 446,594.00	\$ -	\$ -	4	8/24/2005	Closed	
STANISLAUS	OAKDALE JOINT UNIFIED	MAGNOLIA ELEMENTARY	EL	\$ 9,600.00	\$ -	\$ -	-	2/23/2005	Closed	
STANISLAUS	OAKDALE JOINT UNIFIED	MAGNOLIA ELEMENTARY	EL	\$ 559,026.00	\$ -	\$ -	-	8/24/2005	Closed	
STANISLAUS	OAKDALE JOINT UNIFIED	OAKDALE HIGH	HI	\$ 3,710,770.00	\$ -	\$ -	40	5/3/2005	Closed	
STANISLAUS	PARADISE ELEMENTARY	PARADISE ELEMENTARY	EL	\$ 504,301.00	\$ -	\$ 310,283.00	6	8/24/2005	100% Complete	
STANISLAUS	PATTERSON JOINT UNIFIED	LAS PALMAS ELEMENTARY	EL	\$ 466,202.00	\$ -	\$ -	6	8/25/2004	Closed	
STANISLAUS County Totals				\$ 23,886,964.00	\$ -	\$ 3,208,301.59				
SUTTER	BRITTAN ELEMENTARY	BRITTAN ELEMENTARY	EL	\$ 310,634.00	\$ -	\$ 335,547.42	7	12/15/2010	Closed	
SUTTER	EAST NICOLAUS JOINT UNION HIGH	EAST NICOLAUS HIGH	HI	\$ 1,173,532.00	\$ -	\$ -	7	2/23/2005	Closed	
SUTTER	FRANKLIN ELEMENTARY	FRANKLIN ELEMENTARY	MI	\$ 14,579.00	\$ -	\$ -	14	2/23/2005	Closed	
SUTTER	FRANKLIN ELEMENTARY	FRANKLIN ELEMENTARY	EL	\$ 501,935.00	\$ -	\$ -	3	7/27/2005	Closed	
SUTTER	MARCUM-ILLINOIS UNION	MARCUM-ILLINOIS UNION ELEMENTARY	EL	\$ 465,608.00	\$ -	\$ 267,702.08	8	1/25/2006	Closed	
SUTTER	PLEASANT GROVE JOINT UNION ELEMENTARY	PLEASANT GROVE ELEMENTARY	EL	\$ 641,810.00	\$ -	\$ -	7	9/28/2005	Closed	
SUTTER County Totals				\$ 3,108,098.00	\$ -	\$ 603,249.50				
TEHAMA	CORNING UNION ELEMENTARY	MAYWOOD INTERMEDIATE	MI	\$ 15,042.00	\$ -	\$ 10,028.00	14	2/23/2005	Closed	
TEHAMA	CORNING UNION ELEMENTARY	WEST STREET ELEMENTARY	EL	\$ 9,600.00	\$ -	\$ 6,400.00	2	2/23/2005	Closed	
TEHAMA	GERBER UNION ELEMENTARY	GERBER ELEMENTARY	EL	\$ 188,444.00	\$ -	\$ 93,121.00	17	2/22/2006	Closed	
TEHAMA	REEDS CREEK ELEMENTARY	REEDS CREEK ELEMENTARY	EL	\$ 43,860.00	\$ -	\$ 29,240.00	9	8/24/2005	100% Complete	
TEHAMA County Totals				\$ 256,946.00	\$ -	\$ 138,789.00				
TRINITY	COX BAR ELEMENTARY	COX BAR ELEMENTARY	EL	\$ 7,456.00	\$ -	\$ 2,970.00	2	8/24/2005	Closed	
TRINITY County Totals				\$ 7,456.00	\$ -	\$ 2,970.00				
TULARE	LINDSAY UNIFIED	JEFFERSON ELEMENTARY	EL	\$ 423,945.00	\$ -	\$ 250,499.02	4	6/23/2010	Closed	
TULARE	LINDSAY UNIFIED	LINDSAY SENIOR HIGH	HI	\$ 3,230,796.00	\$ -	\$ 1,798,535.93	15	6/23/2010	Closed	
TULARE	LINDSAY UNIFIED	WASHINGTON ELEMENTARY	EL	\$ 905,311.00	\$ -	\$ 528,991.26	6	4/27/2011	Closed	
TULARE	PORTERVILLE UNIFIED	STRATHMORE HIGH	HI	\$ 510,307.00	\$ -	\$ -	-	4/28/2004	Closed	
TULARE	STRATHMORE UNION ELEMENTARY	STRATHMORE ELEMENTARY	EL	\$ 9,392.00	\$ -	\$ 6,262.00	-	5/26/2004	Closed	
TULARE	TIPTON ELEMENTARY	TIPTON ELEMENTARY	EL	\$ 9,600.00	\$ -	\$ 6,400.00	2	3/29/2005	Closed	
TULARE	TULARE COUNTY OFFICE OF EDUCATION	CONYER ELEMENTARY	EL	\$ 66,644.00	\$ -	\$ 48,017.21	1	8/4/2010	Closed	
TULARE	TULARE COUNTY OFFICE OF EDUCATION	L. B. HILL LEARNING CENTER	EL	\$ 143,881.00	\$ -	\$ 111,361.00	2	8/4/2010	Closed	
TULARE	WOODLAKE UNION ELEMENTARY	WOODLAKE VALLEY MIDDLE	MI	\$ 87,314.00	\$ -	\$ 58,210.00	5	10/26/2005	100% Complete	
TULARE	WOODVILLE ELEMENTARY	WOODVILLE ELEMENTARY	EL	\$ 724,147.00	\$ -	\$ 381,754.00	6	9/28/2005	Closed	
TULARE County Totals				\$ 6,111,337.00	\$ -	\$ 3,190,030.42				

ATTACHMENT D - PROPOSITION 55 MODERNIZATION PROJECTS									
YEARLY REPORT ON THE STATE GENERAL OBLIGATION BOND MEASURE FOR THE SCHOOL FACILITY PROGRAM - 2014									
County	District	School Name	Grade	State Modernization Funds	Site Acquisition	Financial Hardship	Classrooms	Last SAB Date	Status
TUOLUMNE	SONORA ELEMENTARY	SONORA ELEMENTARY	EL	\$ 9,600.00	\$ -	\$ -	3	2/23/2005	Closed
TUOLUMNE County Totals				\$ 9,600.00	\$ -	\$ -			
VENTURA	BRIGGS ELEMENTARY	BRIGGS ELEM.	EL	\$ 12,800.00	\$ -	\$ -	3	2/23/2005	Closed
VENTURA	CONEJO VALLEY UNIFIED	NEWBURY PARK HIGH	HI	\$ 8,047,565.00	\$ -	\$ -	111	4/26/2006	Closed
VENTURA	HUENEME ELEMENTARY	BLACKSTOCK JUNIOR HIGH	MI	\$ 3,499,043.00	\$ -	\$ -	-	10/26/2005	Closed
VENTURA	MESA UNION ELEMENTARY	MESA ELEMENTARY	EL	\$ 8,375.00	\$ -	\$ -	20	5/3/2005	Closed
VENTURA	OAK PARK UNIFIED	OAK PARK HIGH	HI	\$ 916,247.00	\$ -	\$ -	7	4/26/2006	Closed
VENTURA	SANTA PAULA UNIFIED	BEDELL (THELMA B.) ELEMENTARY	EL	\$ 13,191.00	\$ -	\$ -	24	2/23/2005	Closed
VENTURA	SANTA PAULA UNIFIED	ISBELL MIDDLE	MI	\$ 15,258.00	\$ -	\$ -	43	2/23/2005	Closed
VENTURA	SANTA PAULA UNIFIED	SANTA PAULA UNION HIGH	HI	\$ 33,913.00	\$ -	\$ -	1	2/23/2005	Closed
VENTURA	SIMI VALLEY UNIFIED	ROYAL HIGH	HI	\$ 6,737,112.00	\$ -	\$ -	67	3/30/2005	Closed
VENTURA	SIMI VALLEY UNIFIED	SIMI VALLEY HIGH	HI	\$ 6,834,361.00	\$ -	\$ -	83	3/30/2005	Closed
VENTURA County Totals				\$ 26,117,865.00	\$ -	\$ -			
YOLO	DAVIS JOINT UNIFIED	DAVIS SENIOR HIGH	HI	\$ 31,324.00	\$ -	\$ -	45	2/23/2005	Closed
YOLO	DAVIS JOINT UNIFIED	HOLMES (OLIVER WENDELL) JUNIOR	MI	\$ 27,416.00	\$ -	\$ -	24	2/23/2005	Closed
YOLO	DAVIS JOINT UNIFIED	NORTH DAVIS ELEMENTARY	EL	\$ 1,279,659.00	\$ -	\$ -	16	1/25/2006	Closed
YOLO	DAVIS JOINT UNIFIED	PIONEER ELEMENTARY	EL	\$ 19,344.00	\$ -	\$ -	19	2/23/2005	Closed
YOLO	DAVIS JOINT UNIFIED	VALLEY OAK ELEMENTARY	EL	\$ 17,113.00	\$ -	\$ -	17	2/23/2005	Closed
YOLO	DAVIS JOINT UNIFIED	WILLET (ROBERT E.) ELEMENTARY	EL	\$ 17,308.00	\$ -	\$ -	17	2/23/2005	Closed
YOLO	WINTERS JOINT UNIFIED	WINTERS MIDDLE	MI	\$ 1,082,409.00	\$ -	\$ -	11	12/15/2005	Closed
YOLO	WOODLAND JOINT UNIFIED	LEE JUNIOR HIGH	MI	\$ 1,109,976.00	\$ -	\$ -	20	2/23/2005	Closed
YOLO County Totals				\$ 3,584,549.00	\$ -	\$ -			
Modernization Grand Totals				\$ 2,134,179,921.30	\$ -	\$ 60,240,089.86			

ATTACHMENT E - PROPOSITION 55 JOINT-USE PROJECTS

YEARLY REPORT ON THE STATE GENERAL OBLIGATION BOND MEASURE FOR THE SCHOOL FACILITY PROGRAM - 2014

County	District	School Name	Grade	Square Footage	Type of Joint Use Facility	Type of Joint Use Partner	Total Apportionment	State Construction Funds per Sq Ft	Last SAB Date	Status
ALAMEDA	OAKLAND UNIFIED	HILLCREST ELEMENTARY	MI	1,242	Library	Government Agency	\$ 622,264.00	\$ 501.02	7/27/2005	Closed
ALAMEDA	SAN LEANDRO UNIFIED	MUIR (JOHN) JUNIOR HIGH	MI	10,296	Provides Teacher Education	Non-Profit Organization	\$ 1,500,000.00	\$ 145.69	8/23/2006	100% Complete
ALAMEDA	SAN LORENZO UNIFIED	BOHANNON MIDDLE	MI	11,508	Gymnasium	Government Agency	\$ 1,500,000.00	\$ 130.34	2/28/2007	100% Complete
ALAMEDA	SAN LORENZO UNIFIED	EDENDALE MIDDLE	MI	11,455	Gymnasium	Government Agency	\$ 14,095.00	\$ 1.23	1/26/2011	100% Complete
ALAMEDA	SAN LORENZO UNIFIED	WASHINGTON MANOR MIDDLE	MI	11,042	Gymnasium	Government Agency	\$ 1,500,000.00	\$ 135.84	8/23/2006	100% Complete
ALAMEDA County Totals							\$ 5,136,359.00			
CONTRA COSTA	BRENTWOOD UNION	EDNA HILL MIDDLE	MI	5,759	Provides Teacher Education	Government Agency	\$ 802,059.00	\$ 139.27	7/27/2005	Closed
CONTRA COSTA	BRENTWOOD UNION	MARSH CREEK ELEMENTARY	EL	3,351	Multipurpose	Higher Education	\$ 463,505.00	\$ 138.32	8/23/2006	Closed
CONTRA COSTA	WEST CONTRA COSTA UNIFIED	PINOLE MIDDLE	MI	10,191	Gymnasium	Government Agency	\$ 799,401.00	\$ 78.44	7/27/2005	100% Complete
CONTRA COSTA County Totals							\$ 2,064,965.00			
EL DORADO	LAKE TAHOE UNIFIED	SOUTH TAHOE HIGH	HS	9,456	Multipurpose	Government Agency	\$ 78,795.00	\$ 8.33	8/4/2010	95% Complete
EL DORADO	LAKE TAHOE UNIFIED	SOUTH TAHOE HIGH	HS	7,482	Provides Teacher Education	Government Agency	\$ 1,283,460.00	\$ 171.54	8/4/2010	95% Complete
EL DORADO County Totals							\$ 1,362,255.00			
FRESNO	KERMAN UNIFIED	KERMAN HIGH	HS	8,200	Multipurpose	Government Agency	\$ 1,479,506.00	\$ 180.43	7/27/2005	Closed
FRESNO	KERMAN UNIFIED	KERMAN MIDDLE	MI	5,000	Multipurpose	Government Agency	\$ 910,661.00	\$ 182.13	7/27/2005	Closed
FRESNO	KERMAN UNIFIED	SUN EMPIRE ELEMENTARY	EL	2,005	Library	Non-Profit Organization	\$ 328,697.00	\$ 163.94	2/28/2007	Closed
FRESNO County Totals							\$ 2,718,864.00			
IMPERIAL	EL CENTRO ELEMENTARY	WILSON JUNIOR HIGH	MI	11,442	Gymnasium	Government Agency	\$ 1,500,000.00	\$ 131.10	8/23/2006	Closed
IMPERIAL	IMPERIAL COUNTY OFFICE OF EDUCATION	DEL RIO COMMUNITY	HS	7,223	Provides Teacher Education	Government Agency	\$ 1,216,268.00	\$ 168.39	7/27/2005	Closed
IMPERIAL County Totals							\$ 2,716,268.00			
INYO	OWENS VALLEY UNIFIED	OWENS VALLEY ELEMENTARY	EL	4,000	Multipurpose	Non-Profit Organization	\$ 726,757.00	\$ 181.69	8/23/2006	100% Complete
INYO County Totals							\$ 726,757.00			
KERN	KERVILLE UNION ELEMENTARY	WOODROW W. WALLACE MIDDLE	MI	6,412	Gymnasium	Government Agency	\$ 1,007,382.00	\$ 157.11	7/23/2008	Closed
KERN County Totals							\$ 1,007,382.00			
KINGS	CORCORAN JOINT UNIFIED	CORCORAN HIGH (CORCORAN JT. USD)	HS	20,000	Provides Teacher Education	Government Agency	\$ 2,000,000.00	\$ 100.00	8/23/2006	100% Complete
KINGS	HANFORD JOINT UNION HIGH	SIERRA PACIFIC HIGH	HS	23,605	Gymnasium	Government Agency	\$ 2,000,000.00	\$ 84.73	7/23/2008	100% Complete
KINGS County Totals							\$ 4,000,000.00			
LAKE	KONOCITI UNIFIED	BURNS VALLEY ELEMENTARY	EL	1,573	Library	Government Agency	\$ 286,534.00	\$ 182.16	4/26/2006	Closed
LAKE	KONOCITI UNIFIED	EAST LAKE ELEMENTARY	EL	1,042	Library	Government Agency	\$ 186,696.00	\$ 179.17	8/23/2006	Closed
LAKE	KONOCITI UNIFIED	LOWER LAKE HIGH	HS	4,014	Library	Non-Profit Organization	\$ 713,377.00	\$ 177.72	7/27/2005	Closed
LAKE	KONOCITI UNIFIED	LOWER LAKE HIGH	HS	12,087	Gymnasium	Government Agency	\$ 2,000,000.00	\$ 165.47	2/28/2007	Closed
LAKE County Totals							\$ 3,186,607.00			
LOS ANGELES	HERMOSA BEACH CITY ELEMENTARY	HERMOSA VALLEY	MI	8,888	Gymnasium	Government Agency	\$ 1,500,000.00	\$ 168.77	7/27/2005	Closed
LOS ANGELES	REDONDO BEACH UNIFIED	ADAMS MIDDLE	MI	8,575	Gymnasium	Government Agency	\$ 238,822.09	\$ 27.85	6/27/2012	Funds Released
LOS ANGELES County Totals							\$ 1,738,822.09			
MADERA	CHOWCHILLA UNION HIGH	CHOWCHILLA HIGH	HS	8,200	Multipurpose	Government Agency	\$ 1,098,987.00	\$ 134.02	10/26/2005	Closed
MADERA	YOSEMITE UNIFIED	COARSEGOLD ELEMENTARY	EL	4,000	Multipurpose	Government Agency	\$ 650,611.00	\$ 162.65	7/27/2005	Closed
MADERA County Totals							\$ 1,749,598.00			
MERCED	LOS BANOS UNIFIED	NEW LOS BANOS HIGH	HS	14,441	Gymnasium	Government Agency	\$ 1,088,318.00	\$ 75.36	7/23/2008	100% Complete
MERCED	MERCED UNION HIGH	BELLEVUE ROAD AREA HIGH SCHOOL	HS	20,661	Gymnasium	Higher Education	\$ 1,482,802.35	\$ 71.77	10/6/2010	87% Complete
MERCED County Totals							\$ 2,571,120.35			
NAPA	ST. HELENA UNIFIED	ST. HELENA ELEMENTARY	EL	4,000	Multipurpose	Non-Profit Organization	\$ 605,683.00	\$ 151.42	2/28/2007	Funds Released
NAPA County Totals							\$ 605,683.00			
ORANGE	BUENA PARK ELEMENTARY	BUENA PARK JUNIOR HIGH	MI	16,000	Gymnasium	Government Agency	\$ 1,500,000.00	\$ 93.75	8/23/2006	100% Complete
ORANGE County Totals							\$ 1,500,000.00			

ATTACHMENT E - PROPOSITION 55 JOINT-USE PROJECTS

YEARLY REPORT ON THE STATE GENERAL OBLIGATION BOND MEASURE FOR THE SCHOOL FACILITY PROGRAM - 2014

County	District	School Name	Grade	Square Footage	Type of Joint Use Facility	Type of Joint Use Partner	Total Apportionment	State Construction Funds per Sq Ft	Last SAB Date	Status
PLACER	ROSEVILLE JOINT UNION HIGH	ANTELOPE HIGH	HS	20,261	Gymnasium	Government Agency	\$ 2,000,000.00	\$ 98.71	8/23/2006	Closed
PLACER	WESTERN PLACER UNIFIED	LINCOLN CROSSING ELEMENTARY	EL	6,529	Multipurpose	Government Agency	\$ 989,802.00	\$ 151.60	8/23/2006	Closed
PLACER County Totals							\$ 2,989,802.00			
RIVERSIDE	ALVORD UNIFIED	THE LEARNING CENTER	EL	4,909	Library	Higher Education	\$ 930,108.00	\$ 189.47	8/23/2006	Closed
RIVERSIDE	BANNING UNIFIED	HEMMERLING ELEMENTARY	EL	4,000	Multipurpose	Government Agency	\$ 846,906.00	\$ 211.73	7/27/2005	Closed
RIVERSIDE	NUVIEW UNION	NUVIEW ELEMENTARY	EL	2,224	Childcare	Non-Profit Organization	\$ 404,411.00	\$ 181.84	8/23/2006	Closed
RIVERSIDE	NUVIEW UNION	VALLEY VIEW ELEMENTARY	EL	2,880	Childcare	Government Agency	\$ 452,473.00	\$ 157.11	7/27/2005	Closed
RIVERSIDE County Totals							\$ 2,633,898.00			
SACRAMENTO	NATOMAS UNIFIED	INDERKUM HIGH	HS	5,498	Library	Government Agency	\$ 951,199.00	\$ 173.01	2/28/2007	100% Complete
SACRAMENTO	NATOMAS UNIFIED	NATOMAS CHARTER	HS	11,928	Gymnasium	Non-Profit Organization	\$ 2,000,000.00	\$ 167.67	2/28/2007	100% Complete
SACRAMENTO	SACRAMENTO CITY UNIFIED	SCHOOL OF ENGINEERING AND SCIENCE	HS	2,750	Library	Government Agency	\$ 572,374.00	\$ 208.14	10/6/2010	100% Complete
SACRAMENTO	TWIN RIVERS UNIFIED	REGENCY PARK ELEMENTARY	EL	3,840	Childcare	Government Agency	\$ 558,862.00	\$ 145.54	7/27/2005	Closed
SACRAMENTO County Totals							\$ 4,082,435.00			
SAN DIEGO	FALLBROOK UNION ELEMENTARY	POTTER (JAMES E.) INTERMEDIATE	MI	13,987	Gymnasium	Non-Profit Organization	\$ 1,500,000.00	\$ 107.24	8/23/2006	Closed
SAN DIEGO County Totals							\$ 1,500,000.00			
SAN JOAQUIN	ESCALON UNIFIED	VAN ALLEN ELEMENTARY	EL	4,000	Multipurpose	Non-Profit Organization	\$ 686,339.00	\$ 171.58	8/23/2006	Closed
SAN JOAQUIN	MANTECA UNIFIED	FRENCH CAMP ELEMENTARY	EL	8,140	Gymnasium	Non-Profit Organization	\$ 78,795.00	\$ 9.68	8/4/2010	90% Complete
SAN JOAQUIN	MANTECA UNIFIED	NEIL HAFLEY	EL	11,971	Gymnasium	Government Agency	\$ 1,000,000.00	\$ 83.54	8/23/2006	100% Complete
SAN JOAQUIN	MANTECA UNIFIED	SHASTA ELEMENTARY	EL	9,598	Gymnasium	Government Agency	\$ 1,000,000.00	\$ 104.19	8/23/2006	Closed
SAN JOAQUIN	STOCKTON UNIFIED	GARFIELD HIGH	HS	9,792	Gymnasium	Government Agency	\$ 2,000,000.00	\$ 204.25	2/28/2007	100% Complete
SAN JOAQUIN County Totals							\$ 4,765,134.00			
SAN LUIS OBISPO	LUCIA MAR UNIFIED	ARROYO GRANDE HIGH	HS	13,936	Multipurpose	Government Agency	\$ 2,000,000.00	\$ 143.51	7/27/2005	100% Complete
SAN LUIS OBISPO County Totals							\$ 2,000,000.00			
SANTA BARBARA	BUELLTON UNION ELEMENTARY	JONATA ELEMENTARY	MI	6,828	Gymnasium	Government Agency	\$ 1,063,800.00	\$ 155.80	7/27/2005	99% Complete
SANTA BARBARA County Totals							\$ 1,063,800.00			
SANTA CLARA	GILROY UNIFIED	CHRISTOPHER HIGH SCHOOL	HS	20,010	Gymnasium	Government Agency	\$ 640,743.00	\$ 32.02	7/23/2008	99% Complete
SANTA CLARA	GILROY UNIFIED	MACSA EL PORTAL LEADERSHIP ACADEN	HS	8,200	Multipurpose	Non-Profit Organization	\$ 1,377,201.00	\$ 167.95	8/23/2006	Closed
SANTA CLARA County Totals							\$ 2,017,944.00			
SOLANO	DIXON UNIFIED	DIXON HIGH	HS	12,208	Gymnasium	Government Agency	\$ 1,925,750.00	\$ 157.74	8/23/2006	Closed
SOLANO County Totals							\$ 1,925,750.00			
SONOMA	LIBERTY ELEMENTARY	LIBERTY ELEMENTARY	EL	4,000	Multipurpose	Non-Profit Organization	\$ 659,647.00	\$ 164.91	7/27/2005	Closed
SONOMA	TWIN HILLS UNION ELEMENTARY	TWIN HILLS MIDDLE	MI	5,000	Multipurpose	Non-Profit Organization	\$ 810,400.00	\$ 162.08	7/27/2005	Closed
SONOMA County Totals							\$ 1,470,047.00			
STANISLAUS	DENAIR UNIFIED	DENAIR MIDDLE	MI	14,441	Multipurpose	Non-Profit Organization	\$ 1,500,000.00	\$ 103.87	7/23/2008	100% Complete
STANISLAUS	KEYES UNION ELEMENTARY	BARBARA SPRATLING MIDDLE	MI	5,000	Multipurpose	Government Agency	\$ 813,591.00	\$ 162.72	8/23/2006	Closed
STANISLAUS	PATTERSON JOINT UNIFIED	WALNUT GROVE MIDDLE SCHOOL	MI	11,216	Gymnasium	Government Agency	\$ 1,500,000.00	\$ 133.74	8/23/2006	65% Complete
STANISLAUS County Totals							\$ 3,813,591.00			
TULARE	DINUBA UNIFIED	DINUBA HIGH	HS	4,359	Provides Teacher Education	Government Agency	\$ 935,030.00	\$ 214.51	8/23/2006	100% Complete
TULARE	KINGS RIVER UNION ELEMENTARY	KINGS RIVER ELEMENTARY	MI	6,828	Gymnasium	Non-Profit Organization	\$ 1,175,555.00	\$ 172.17	5/23/2007	Closed
TULARE	LINDSAY UNIFIED	LINDSAY SENIOR HIGH	HS	18,000	Gymnasium	Government Agency	\$ 252,776.00	\$ 14.04	10/6/2010	Funds Released
TULARE	LINDSAY UNIFIED	LINDSAY SENIOR HIGH	HS	7,695	Library	Government Agency	\$ 70,270.00	\$ 9.13	10/6/2010	Funds Released
TULARE County Totals							\$ 2,433,631.00			
TUOLUMNE	BIG OAK FLAT-GROVELAND UNIFIED	PEDRO (DON) HIGH	HS	8,200	Multipurpose	Non-Profit Organization	\$ 1,517,856.00	\$ 185.10	2/28/2007	100% Complete
TUOLUMNE	BIG OAK FLAT-GROVELAND UNIFIED	TIOGA HIGH	HS	8,380	Gymnasium	Non-Profit Organization	\$ 1,469,384.00	\$ 175.34	8/23/2006	100% Complete
TUOLUMNE County Totals							\$ 2,987,240.00			
YOLO	WASHINGTON UNIFIED	NEW (UNNAMED) HIGH	HS	16,051	Gymnasium	Government Agency	\$ 2,000,000.00	\$ 124.60	7/23/2008	Closed

ATTACHMENT E - PROPOSITION 55 JOINT-USE PROJECTS										
YEARLY REPORT ON THE STATE GENERAL OBLIGATION BOND MEASURE FOR THE SCHOOL FACILITY PROGRAM - 2014										
County	District	School Name	Grade	Square Footage	Type of Joint Use Facility	Type of Joint Use Partner	Total Apportionment	State Construction Funds per Sq Ft	Last SAB Date	Status
YOLO County Totals							\$ 2,000,000.00			
Joint-Use Grand Totals							\$66,767,952.44			

ATTACHMENT F - PROPOSITION 55 CHARTER SCHOOLS FACILITIES PROJECTS
YEARLY REPORT ON THE STATE GENERAL OBLIGATION BOND MEASURE FOR THE SCHOOL FACILITY PROGRAM - 2014

*State construction funds represent the State match for the project minus site acquisition funds.

**Does not include site acquisition funds or financial hardship funds.

County	District	School Name	Grade	Application Filed By	State Construction Funds*	Site Acquisition	Classrooms	State Construction Funds Per Classroom**	Site Funds Per Acre	Last SAB Date	Status
EL DORADO	BUCKEYE UNION ELEMENTARY	CALIF. MONTESSORI PROJECT-SHINGLE SPRINGS	EL	Charter	\$ 794,185.00	\$ 340,727.00	14	\$ 56,727.50	\$ 42,590.88	5/22/2013	Funds Released
EL DORADO County Totals					\$ 794,185.00	\$ 340,727.00					
FRESNO	FRESNO UNIFIED	KIPP ACADEMY FRESNO	MI	Charter	\$ 183,548.70	\$ -	12	\$ 15,295.73	\$ -	8/4/2010	Funds Released
FRESNO	FRESNO UNIFIED	UNIVERSITY HIGH (NEW CHARTER)	HI	Charter	\$ 15,412,955.00	\$ -	22	\$ 700,588.86	\$ -	3/1/2013	Funds Released
FRESNO County Totals					\$ 15,596,503.70	\$ -					
HUMBOLDT	JACOBY CREEK ELEMENTARY	JACOBY CREEK ELEMENTARY	MI	Charter	\$ 1,552,604.52	\$ 118,091.48	4	\$ 388,151.13	\$ -	5/2/2013	Funds Released
HUMBOLDT County Totals					\$ 1,552,604.52	\$ 118,091.48					
LOS ANGELES	INGLEWOOD UNIFIED	TODAY'S FRESH START CHARTER	EL	Charter	\$ 13,606,318.00	\$ 3,310,508.00	19	\$ 716,122.00	\$ 1,390,969.75	3/6/2013	Funds Released
LOS ANGELES	LOS ANGELES UNIFIED	ACCELERATED CHARTER ELEMENTARY	EL	District	\$ 3,255,626.00	\$ 2,600,000.00	18	\$ 180,868.11	\$ 2,921,348.31	5/22/2013	Funds Released
LOS ANGELES	LOS ANGELES UNIFIED	ANIMO DOWNTOWN CHARTER HIGH	HI	Charter	\$ 9,596,484.00	\$ 2,546,068.00	29	\$ 330,913.24	\$ 829,338.11	2/23/2005	Funds Released
LOS ANGELES	LOS ANGELES UNIFIED	ANIMO VENICE CHARTER HIGH	HI	Charter	\$ 15,854,542.00	\$ -	25	\$ 634,181.68	\$ -	3/1/2013	Funds Released
LOS ANGELES	LOS ANGELES UNIFIED	CAMINO NUEVO CHARTER ACADEMY	MI	District	\$ 2,922,484.00	\$ 2,367,966.00	28	\$ 104,374.43	\$ 1,076,348.18	5/22/2013	Funds Released
LOS ANGELES	LOS ANGELES UNIFIED	CHIME CHARTER MIDDLE	EL	Charter	\$ 7,904,430.00	\$ 38,536.00	18	\$ 439,135.00	\$ 16,056.67	3/20/2013	Funds Released
LOS ANGELES	LOS ANGELES UNIFIED	LOS ANGELES 6-12 CHARTER	HI	Charter	\$ 14,407,426.00	\$ 5,262,400.00	18	\$ 800,412.56	\$ 2,505,904.76	10/24/2012	Funds Released
LOS ANGELES	LOS ANGELES UNIFIED	OSCAR DE LA HOYA ANIMO CHARTER HIGH	HI	Charter	\$ 14,295,899.00	\$ 5,319,120.00	24	\$ 595,662.46	\$ 6,733,063.29	3/1/2013	Funds Released
LOS ANGELES	LOS ANGELES UNIFIED	VAUGHN ELEMENTARY LANGUAGE ACADEMY	EL	Charter	\$ 1,791,132.00	\$ -	14	\$ 127,938.00	\$ -	6/27/2012	100% Complete
LOS ANGELES	LOS ANGELES UNIFIED	VAUGHN HIGH SCHOOL ACADEMY	HI	Charter	\$ 6,076,324.00	\$ 3,769,967.00	18	\$ 337,573.56	\$ 1,193,027.53	5/22/2013	Closed
LOS ANGELES County Totals					\$ 89,710,665.00	\$ 25,214,565.00					
PLACER	ROCKLIN UNIFIED	MARIA MONTESSORI CHARTER ACADEMY	MI	Charter	\$ 7,682,204.00	\$ 785,200.00	11	\$ 698,382.18	\$ 226,282.42	3/1/2013	Funds Released
PLACER County Totals					\$ 7,682,204.00	\$ 785,200.00					
SACRAMENTO	ELK GROVE UNIFIED	CALIF. MONTESSORI PROJECT-ELK GROVE CAMPUS	MI	Charter	\$ 3,762,373.00	\$ 3,223,681.00	14	\$ 268,740.93	\$ 371,391.82	5/22/2013	Funds Released
SACRAMENTO	ELK GROVE UNIFIED	ELK GROVE CHARTER	HI	District	\$ 2,217,029.00	\$ 527,006.00	7	\$ 316,718.43	\$ 69,070.25	2/23/2011	Funds Released
SACRAMENTO County Totals					\$ 5,979,402.00	\$ 3,750,687.00					
SAN BERNARDINO	HESPERIA UNIFIED	CROSSWALK CHARTER	EL	Charter	\$ 812,621.80	\$ 140,000.00	11	\$ 73,874.71	\$ 20,771.51	5/22/2013	Funds Released
SAN BERNARDINO County Totals					\$ 812,621.80	\$ 140,000.00					
SAN FRANCISCO	SAN FRANCISCO UNIFIED	CITY ARTS AND TECH HIGH	HI	Charter	\$ 13,499,834.00	\$ 624,650.00	16	\$ 843,739.63	\$ 624,650.00	2/23/2005	Funds Released
SAN FRANCISCO County Totals					\$ 13,499,834.00	\$ 624,650.00					
Charter Schools Grand Totals					\$ 135,628,020.02	\$ 22,587,491.48					

ATTACHMENT G - PROPOSITION 56 CRITICALLY OVERCROWDED SCHOOLS PROJECTS													
YEARLY REPORT ON THE STATE GENERAL OBLIGATION BOND MEASURE FOR THE SCHOOL FACILITY PROGRAM - 2014													
*State construction funds represent the State match for the project minus site acquisition funds.													
**Does not include site acquisition funds.													
***Includes multi-purpose rooms, administrative facilities, gymnasiums, and libraries. Information not available for projects apportioned prior to January 2007.													
County	District	School Name	Grade	State Construction Funds	Site Acquisition Funds	Financial Hardship	Classrooms	State Construction Funds Per Classroom**	Proposed Acres	Site Funds Per Acre	Non-Classroom Facility Square Footage**	Last SAB Date	Status
FRESNO	FRESNO UNIFIED	Elementary "M"	EL	\$ 10,099,552.00	\$ 2,943,312.00	\$ -	31	\$ 325,792.00	8	\$ 349,147.33	15,319	5/22/2013	Apportioned
FRESNO	FRESNO UNIFIED	WILLIAMS ELEMENTARY (ELEMENTARY)	EL	\$ 7,794,396.00	\$ 863,677.00	\$ -	30	\$ 259,813.20	9	\$ 101,370.54	19,140	9/18/2012	Closed
FRESNO County Totals				\$ 17,893,948.00	\$ 3,806,989.00	\$ -							
LOS ANGELES	LOS ANGELES UNIFIED	CENTRAL LA AREA HS #9	HI	\$ 56,197,955.00	\$ 46,855,268.00	\$ -	64	\$ 878,093.05	10	\$ 4,648,340.08	48,550	6/25/2008	99% Complete
LOS ANGELES	LOS ANGELES UNIFIED	CENTRAL REGION ELEMENTARY #15	EL	\$ 1,974,512.23	\$ 152,808.00	\$ -	10	\$ 197,451.22	3	\$ 58,101.90	15,772	12/31/2008	99% Complete
LOS ANGELES	LOS ANGELES UNIFIED	CENTRAL REGION ELEMENTARY #20 VIR	EL	\$ 16,540,563.00	\$ 16,558,792.00	\$ -	32	\$ 516,892.59	3	\$ 5,256,759.37	13,454	2/23/2011	57% Complete
LOS ANGELES	LOS ANGELES UNIFIED	CENTRAL REGION ELEMENTARY #21	EL	\$ 13,625,181.00	\$ 5,643,512.00	\$ -	26	\$ 524,045.42	3	\$ 2,145,822.05	9,059	12/15/2010	60% Complete
LOS ANGELES	LOS ANGELES UNIFIED	CENTRAL REGION ELEMENTARY #22	EL	\$ 11,290,097.00	\$ 5,026,746.00	\$ -	26	\$ 434,234.50	4	\$ 1,232,045.59	-	12/15/2010	72% Complete
LOS ANGELES	LOS ANGELES UNIFIED	CENTRAL REGION HIGH #13	HI	\$ 57,062,188.00	\$ 20,045,188.00	\$ -	91	\$ 627,057.01	19	\$ 1,056,121.60	80,478	6/25/2008	99% Complete
LOS ANGELES	LOS ANGELES UNIFIED	CENTRAL REGION HIGH #16	HI	\$ 57,221,446.00	\$ 15,436,728.00	\$ -	83	\$ 689,415.01	9	\$ 1,796,658.10	72,928	4/28/2010	99% Complete
LOS ANGELES	LOS ANGELES UNIFIED	CENTRAL REGION MACARTHUR PARK EL	EL	\$ 8,532,443.00	\$ 4,472,136.00	\$ -	14	\$ 609,460.21	1	\$ 4,179,566.36	-	12/15/2010	64% Complete
LOS ANGELES	LOS ANGELES UNIFIED	CENTRAL REGION MIDDLE #7	MI	\$ 890,397.27	\$ 539,035.00	\$ -	3	\$ 296,799.09	6	\$ 95,913.70	-	12/31/2008	99% Complete
LOS ANGELES	LOS ANGELES UNIFIED	EAST LOS ANGELES HIGH SCHOOL #2	HI	\$ 49,972,955.59	\$ 14,019,191.00	\$ -	93	\$ 537,343.61	12	\$ 1,182,056.58	89,856	12/31/2008	99% Complete
LOS ANGELES	LOS ANGELES UNIFIED	SARA COUGHLIN ELEMENTARY	EL	\$ 551,885.65	\$ -	\$ -	22	\$ 25,085.71	1	\$ -	-	12/31/2008	99% Complete
LOS ANGELES	LOS ANGELES UNIFIED	SOUTH LOS ANGELES AREA HIGH #3	HI	\$ 61,215,929.00	\$ 32,643,996.00	\$ -	83	\$ 737,541.31	15	\$ 2,201,213.49	47,799	4/28/2010	98% Complete
LOS ANGELES	LOS ANGELES UNIFIED	SOUTH REGION ELEMENTARY #10	EL	\$ 11,848,085.00	\$ 6,074,033.00	\$ -	26	\$ 455,695.58	4	\$ 1,585,909.40	11,780	12/15/2010	78% Complete
LOS ANGELES	LOS ANGELES UNIFIED	SOUTH REGION ELEMENTARY #11	EL	\$ 12,107,584.00	\$ 8,652,050.00	\$ -	32	\$ 378,362.00	4	\$ 2,201,539.44	11,854	12/15/2010	33% Complete
LOS ANGELES	LOS ANGELES UNIFIED	SOUTH REGION ELEMENTARY #12	EL	\$ 14,951,281.00	\$ 6,614,507.00	\$ -	32	\$ 467,227.53	4	\$ 1,617,238.88	-	12/15/2010	80% Complete
LOS ANGELES	LOS ANGELES UNIFIED	SOUTH REGION ELEMENTARY #5	EL	\$ 15,826,924.00	\$ 11,605,313.00	\$ -	38	\$ 416,498.00	5	\$ 2,479,767.74	16,947	12/15/2010	49% Complete
LOS ANGELES	LOS ANGELES UNIFIED	SOUTH REGION ELEMENTARY #6	EL	\$ 18,683,743.00	\$ 11,497,142.00	\$ -	38	\$ 491,677.45	6	\$ 2,031,297.17	15,604	4/28/2010	99% Complete
LOS ANGELES	LOS ANGELES UNIFIED	SOUTH REGION ELEMENTARY #7	EL	\$ 727,084.00	\$ 318,985.00	\$ -	38	\$ 19,133.79	4	\$ 81,581.84	18,990	12/10/2008	99% Complete
LOS ANGELES	LOS ANGELES UNIFIED	SOUTH REGION ELEMENTARY #9	EL	\$ 12,249,838.00	\$ 7,829,559.00	\$ -	26	\$ 471,147.62	3	\$ 2,296,058.36	18,420	12/15/2010	60% Complete
LOS ANGELES	LOS ANGELES UNIFIED	SOUTH REGION HIGH #12	HI	\$ 60,142,887.00	\$ 27,923,361.00	\$ -	83	\$ 724,613.10	14	\$ 1,952,682.59	59,000	4/28/2010	99% Complete
LOS ANGELES	LOS ANGELES UNIFIED	SOUTH REGION HIGH #15	HI	\$ 23,390,196.00	\$ 14,099,151.00	\$ -	32	\$ 730,943.63	19	\$ 736,863.83	-	12/14/2011	99% Complete
LOS ANGELES	LOS ANGELES UNIFIED	SOUTH REGION HIGH #2	HI	\$ 52,999,206.00	\$ 32,388,598.00	\$ -	84	\$ 630,942.93	15	\$ 2,130,828.82	51,350	6/25/2008	99% Complete
LOS ANGELES	LOS ANGELES UNIFIED	SOUTH REGION HIGH #4	HI	\$ 55,096,996.00	\$ 19,713,650.00	\$ -	75	\$ 734,626.61	12	\$ 1,580,886.13	55,563	6/25/2008	99% Complete
LOS ANGELES	LOS ANGELES UNIFIED	SOUTH REGION HIGH #7	HI	\$ 42,547,306.00	\$ 14,049,764.00	\$ -	63	\$ 675,354.06	9	\$ 1,652,913.41	57,874	12/15/2010	64% Complete
LOS ANGELES	LOS ANGELES UNIFIED	SOUTH REGION HIGH #9	HI	\$ 26,106,782.00	\$ 63,367,576.00	\$ -	54	\$ 483,458.93	31	\$ 2,020,649.74	46,911	6/27/2012	57% Complete
LOS ANGELES	LOS ANGELES UNIFIED	SOUTH REGION MIDDLE #3	MI	\$ 19,547,891.00	\$ 9,299,410.00	\$ -	38	\$ 514,418.18	5	\$ 1,909,529.77	31,964	12/15/2010	77% Complete
LOS ANGELES	LOS ANGELES UNIFIED	SOUTH REGION SPAN K-8 #1	MI	\$ 27,727,951.00	\$ 14,048,162.00	\$ -	51	\$ 543,685.31	7	\$ 2,099,874.74	-	4/28/2010	98% Complete
LOS ANGELES	LOS ANGELES UNIFIED	VALLEY REGION BELLINGHAM ELEMENT	EL	\$ 10,477,971.00	\$ 1,914,355.00	\$ -	22	\$ 476,271.41	2	\$ 1,057,654.70	-	12/15/2010	99% Complete
LOS ANGELES	LOS ANGELES UNIFIED	VALLEY REGION BLYTHE ELEMENTARY	EL	\$ 5,897,132.00	\$ 436,259.00	\$ -	16	\$ 368,570.75	1	\$ 769,416.23	-	4/28/2011	99% Complete
LOS ANGELES	LOS ANGELES UNIFIED	VALLEY REGION ELEMENTARY #10	EL	\$ 477,431.04	\$ 1,000	\$ -	26	\$ 18,362.73	1	\$ 1.76	12,514	12/31/2008	99% Complete
LOS ANGELES	LOS ANGELES UNIFIED	VALLEY REGION ELEMENTARY #12	EL	\$ 447,513.20	\$ -	\$ -	26	\$ 17,212.05	1	\$ -	14,009	12/31/2008	99% Complete
LOS ANGELES	LOS ANGELES UNIFIED	VALLEY REGION ELEMENTARY #13	EL	\$ 17,115,623.03	\$ 14,603,071.00	\$ -	38	\$ 450,411.13	5	\$ 2,750,107.53	15,750	12/14/2011	53% Complete
LOS ANGELES	LOS ANGELES UNIFIED	VALLEY REGION ELEMENTARY #6	EL	\$ 958,922.67	\$ -	\$ -	38	\$ 25,234.81	4	\$ -	14,677	12/31/2008	99% Complete
LOS ANGELES	LOS ANGELES UNIFIED	VALLEY REGION K-8 #2	EL	\$ 14,348,411.00	\$ 1,946,072.00	\$ -	41	\$ 349,961.24	10	\$ 188,208.12	25,047	2/23/2011	74% Complete
LOS ANGELES County Totals				\$ 778,752,310.68	\$ 427,774,417.00	\$ -							
Critically Overcrowded Schools Grand Totals				\$ 796,646,258.68	\$ 431,581,406.00	\$ -							

ATTACHMENT H - PROPOSITION 1D SUMMARY

YEARLY REPORT ON THE STATE GENERAL OBLIGATION BOND MEASURE FOR THE SCHOOL FACILITY PROGRAM - 2014

*State construction funds represent the State match for the project minus site acquisition funds.

**Some Charter Schools project values are based on the preliminary apportionments.

***Includes projects that received Design Only funds.

****Does not include site acquisition funds or financial hardship funds.

TYPE	TOTAL STATE APPORTIONMENT	PROJECTS** *	STATE CONSTRUCTION FUNDS*	STATE SITE ACQUISITION FUNDS	FINANCIAL HARDSHIP	AVERAGE CONSTRUCTION FUNDS PER PROJECT***	CLASSROOM MS	STATE SHARE FUNDS PER CLASSROOM* ***	ACRES ACQUIRED	STATE SITE FUNDS PER ACRE
PROPOSITION 1D SUMMARY										
New Construction	1,702,979,714	424	1,211,281,135	208,187,186	283,511,393	2,856,795	6,380	189,856	2,558.26	81,378
Modernization	2,994,115,067	1,647	2,882,740,659	-	111,374,408	1,750,298	30,273	95,225	-	-
Charter Schools **	387,583,034	43	330,046,416	1,149,310	-	7,675,498	686	481,117	96.84	11,868
Joint-Use	57,593,802	64	57,593,802	-	-	899,903	-	-	-	-
Career Technical Educational Fa	431,833,020	427	409,513,706	-	-	959,048	-	-	-	-
Overcrowding Relief Grant	682,408,260	104	597,656,186	40,484,332	44,267,742	5,746,694	1,392	429,351	101.91	397,256
Totals	6,256,512,897	2,709	5,488,831,904	249,820,828	439,153,543	2,026,147	38,731	140,230	2,757.01	90,613
COUNTY BY COUNTY SUMMARY										
Alameda										
New Construction	16,643,720	10	14,903,917	1,739,803	-	1,490,392	101	147,564	7.99	217,748
Modernization	109,137,382	55	109,137,382	-	-	1,984,316	859	127,052	-	-
Charter Schools **	34,950,631	4	31,650,631	3,300,000	-	7,912,658	44	719,333	3.10	1,064,516
Joint-Use	2,324,008	2	2,324,008	-	-	1,162,004	-	-	-	-
Career Technical Educational Fa	33,898,986	27	33,898,986	-	-	1,255,518	-	-	-	-
Overcrowding Relief Grant	50,328,060	9	48,960,460	1,367,600	-	5,440,051	90	544,005	3.62	377,790
Totals	247,282,787	107	240,875,384	6,407,403	-	2,251,172	1,094	218,054	14.71	435,581
Alpine										
New Construction	-	-	-	-	-	-	-	-	-	-
Modernization	-	-	-	-	-	-	-	-	-	-
Charter Schools **	-	-	-	-	-	-	-	-	-	-
Joint-Use	-	-	-	-	-	-	-	-	-	-
Career Technical Educational Fa	-	-	-	-	-	-	-	-	-	-
Overcrowding Relief Grant	-	-	-	-	-	-	-	-	-	-
Totals	-	-	-	-	-	-	-	-	-	-
Amador										
New Construction	258,525	2	258,525	-	-	129,263	8	32,316	-	-
Modernization	-	-	-	-	-	-	-	-	-	-
Charter Schools **	-	-	-	-	-	-	-	-	-	-
Joint-Use	-	-	-	-	-	-	-	-	-	-
Career Technical Educational Fa	-	-	-	-	-	-	-	-	-	-
Overcrowding Relief Grant	-	-	-	-	-	-	-	-	-	-
Totals	258,525	2	258,525	-	-	129,263	8	32,316	-	-
Butte										
New Construction	7,064,143	5	6,680,982	166,954	216,207	1,336,196	25	267,239	5.38	31,032

ATTACHMENT H - PROPOSITION 1D SUMMARY

YEARLY REPORT ON THE STATE GENERAL OBLIGATION BOND MEASURE FOR THE SCHOOL FACILITY PROGRAM - 2014

*State construction funds represent the State match for the project minus site acquisition funds.

**Some Charter Schools project values are based on the preliminary apportionments.

***Includes projects that received Design Only funds.

****Does not include site acquisition funds or financial hardship funds.

TYPE	TOTAL STATE APPORTIONMENT	PROJECTS** *	STATE CONSTRUCTION FUNDS*	STATE SITE ACQUISITION FUNDS	FINANCIAL HARDSHIP	AVERAGE CONSTRUCTION FUNDS PER PROJECT***	CLASSROOM MS	STATE SHARE FUNDS PER CLASSROOM* ***	ACRES ACQUIRED	STATE SITE FUNDS PER ACRE
Totals	-	-	-	-	-	-	-	-	-	-
El Dorado										
New Construction	25,103,973	6	17,847,329	4,807,869	2,448,775	2,974,555	63	283,291	10.50	457,892
Modernization	31,736,052	24	30,010,516	-	1,725,536	1,250,438	258	116,320	-	-
Charter Schools **	-	-	-	-	-	-	-	-	-	-
Joint-Use	2,637,745	2	2,637,745	-	-	1,318,873	-	-	-	-
Career Technical Educational Fa	14,653,186	7	14,653,186	-	-	2,093,312	-	-	-	-
Overcrowding Relief Grant	16,406,272	3	16,406,272	-	-	5,468,757	33	497,160	-	-
Totals	90,537,228	42	81,555,048	4,807,869	4,174,311	1,941,787	354	222,930	10.50	457,892
Fresno										
New Construction	7,920,061	12	6,830,794	-	1,089,267	569,233	57	119,838	19.41	-
Modernization	96,187,798	59	95,084,276	-	1,103,522	1,611,598	989	96,142	-	-
Charter Schools **	-	-	-	-	-	-	-	-	-	-
Joint-Use	7,011,806	7	7,011,806	-	-	1,001,687	-	-	-	-
Career Technical Educational Fa	12,172,328	11	12,172,328	-	-	1,106,575	-	-	-	-
Overcrowding Relief Grant	27,048,303	10	27,048,303	-	-	2,704,830	88	307,367	-	-
Totals	150,340,296	99	148,147,507	-	2,192,789	1,496,439	1,134	124,458	19.41	-
Glenn										
New Construction	1,220,218	4	1,220,218	-	-	305,055	4	305,055	-	-
Modernization	2,427,495	6	2,302,974	-	124,521	383,829	22	104,681	-	-
Charter Schools **	-	-	-	-	-	-	-	-	-	-
Joint-Use	-	-	-	-	-	-	-	-	-	-
Career Technical Educational Fa	-	-	-	-	-	-	-	-	-	-
Overcrowding Relief Grant	-	-	-	-	-	-	-	-	-	-
Totals	3,647,713	10	3,523,192	-	124,521	352,319	26	135,507	-	-
Humboldt										
New Construction	6,752,742	3	3,687,829	-	3,064,913	1,229,276	28	131,708	13.31	-
Modernization	9,091,194	15	7,529,501	-	1,561,693	501,967	63	119,516	-	-
Charter Schools **	-	-	-	-	-	-	-	-	-	-
Joint-Use	-	-	-	-	-	-	-	-	-	-
Career Technical Educational Fa	650,000	1	650,000	-	-	650,000	-	-	-	-
Overcrowding Relief Grant	-	-	-	-	-	-	-	-	-	-
Totals	16,493,936	19	11,867,330	-	4,626,606	624,596	91	130,410	13.31	-
Imperial										
New Construction	18,104,524	3	9,274,758	339,500	8,490,266	3,091,586	42	220,828	10.00	33,950
Modernization	20,706,494	7	18,399,087	-	2,307,407	2,628,441	101	182,169	-	-

ATTACHMENT H - PROPOSITION 1D SUMMARY

YEARLY REPORT ON THE STATE GENERAL OBLIGATION BOND MEASURE FOR THE SCHOOL FACILITY PROGRAM - 2014

*State construction funds represent the State match for the project minus site acquisition funds.

**Some Charter Schools project values are based on the preliminary apportionments.

***Includes projects that received Design Only funds.

****Does not include site acquisition funds or financial hardship funds.

TYPE	TOTAL STATE APPORTIONMENT	PROJECTS** *	STATE CONSTRUCTION FUNDS*	STATE SITE ACQUISITION FUNDS	FINANCIAL HARDSHIP	AVERAGE CONSTRUCTION FUNDS PER PROJECT***	CLASSROOM MS	STATE SHARE FUNDS PER CLASSROOM***	ACRES ACQUIRED	STATE SITE FUNDS PER ACRE
Charter Schools **	-	-	-	-	-	-	-	-	-	-
Joint-Use	-	-	-	-	-	-	-	-	-	-
Career Technical Educational Fa	-	-	-	-	-	-	-	-	-	-
Overcrowding Relief Grant	-	-	-	-	-	-	-	-	-	-
Totals	38,811,018	10	27,673,845	339,500	10,797,673	2,767,385	143	193,523	10.00	33,950
Inyo										
New Construction	-	-	-	-	-	-	-	-	-	-
Modernization	2,111,313	4	2,111,313	-	-	527,828	6	351,886	-	-
Charter Schools **	-	-	-	-	-	-	-	-	-	-
Joint-Use	-	-	-	-	-	-	-	-	-	-
Career Technical Educational Fa	-	-	-	-	-	-	-	-	-	-
Overcrowding Relief Grant	-	-	-	-	-	-	-	-	-	-
Totals	2,111,313	4	2,111,313	-	-	527,828	6	351,886	-	-
Kern										
New Construction	87,667,545	19	82,785,833	3,656,673	1,225,039	4,357,149	347	238,576	156.74	23,330
Modernization	78,097,664	31	77,700,918	-	396,746	2,506,481	439	176,995	-	-
Charter Schools **	-	-	-	-	-	-	-	-	-	-
Joint-Use	1,226,991	1	1,226,991	-	-	1,226,991	-	-	-	-
Career Technical Educational Fa	14,473,621	25	11,473,621	-	-	458,945	-	-	-	-
Overcrowding Relief Grant	-	-	-	-	-	-	-	-	-	-
Totals	181,465,820	76	173,187,363	3,656,673	1,621,785	2,278,781	786	218,779	156.74	23,330
Kings										
New Construction	14,498,102	2	13,986,415	511,687	-	6,993,208	32	437,075	71.87	7,120
Modernization	1,227,623	3	1,218,113	-	9,510	406,038	7	174,016	-	-
Charter Schools **	-	-	-	-	-	-	-	-	-	-
Joint-Use	-	-	-	-	-	-	-	-	-	-
Career Technical Educational Fa	1,463,055	1	1,463,055	-	-	1,463,055	-	-	-	-
Overcrowding Relief Grant	-	-	-	-	-	-	-	-	-	-
Totals	17,188,780	6	16,667,583	511,687	9,510	2,777,931	39	427,374	71.87	7,120
Lake										
New Construction	3,980,931	2	2,167,613	-	1,813,318	1,083,807	5	433,523	-	-
Modernization	4,600,412	9	4,575,967	-	24,446	508,441	23	198,955	-	-
Charter Schools **	-	-	-	-	-	-	-	-	-	-
Joint-Use	608,759	2	608,759	-	-	304,380	-	-	-	-
Career Technical Educational Fa	1,206,030	1	1,206,030	-	-	1,206,030	-	-	-	-
Overcrowding Relief Grant	-	-	-	-	-	-	-	-	-	-
Totals	10,396,132	14	8,558,369	-	1,837,764	611,312	28	283,915	-	-

ATTACHMENT H - PROPOSITION 1D SUMMARY

YEARLY REPORT ON THE STATE GENERAL OBLIGATION BOND MEASURE FOR THE SCHOOL FACILITY PROGRAM - 2014

*State construction funds represent the State match for the project minus site acquisition funds.

**Some Charter Schools project values are based on the preliminary apportionments.

***Includes projects that received Design Only funds.

****Does not include site acquisition funds or financial hardship funds.

TYPE	TOTAL STATE APPORTIONMENT	PROJECTS** *	STATE CONSTRUCTION FUNDS*	STATE SITE ACQUISITION FUNDS	FINANCIAL HARDSHIP	AVERAGE CONSTRUCTION FUNDS PER PROJECT***	CLASSROOM MS	STATE SHARE FUNDS PER CLASSROOM* ***	ACRES ACQUIRED	STATE SITE FUNDS PER ACRE
Joint-Use	-	-	-	-	-	-	-	-	-	-
Career Technical Educational Fa	-	-	-	-	-	-	-	-	-	-
Overcrowding Relief Grant	-	-	-	-	-	-	-	-	-	-
Totals	-	-	-	-	-	-	-	-	-	-
Mendocino										
New Construction	2,986,482	1	1,425,790	-	1,560,692	1,425,790	5	285,158	-	-
Modernization	24,190,041	12	24,190,041	-	-	2,015,837	179	135,140	-	-
Charter Schools **	-	-	-	-	-	-	-	-	-	-
Joint-Use	-	-	-	-	-	-	-	-	-	-
Career Technical Educational Fa	781,593	1	781,593	-	-	781,593	-	-	-	-
Overcrowding Relief Grant	-	-	-	-	-	-	-	-	-	-
Totals	27,958,116	14	26,397,424	-	1,560,692	1,885,530	184	143,464	-	-
Merced										
New Construction	49,709,107	9	33,047,486	4,433,128	12,228,493	3,671,943	183	180,587	178.30	24,863
Modernization	9,276,334	10	8,210,179	-	1,066,155	821,018	64	128,284	-	-
Charter Schools **	-	-	-	-	-	-	-	-	-	-
Joint-Use	2,928,880	3	2,928,880	-	-	976,293	-	-	-	-
Career Technical Educational Fa	2,985,493	4	2,985,493	-	-	746,373	-	-	-	-
Overcrowding Relief Grant	-	-	-	-	-	-	-	-	-	-
Totals	64,899,814	26	47,172,038	4,433,128	13,294,648	1,814,309	247	179,122	178.30	24,863
Modoc										
New Construction	-	-	-	-	-	-	-	-	-	-
Modernization	606,138	1	385,585	-	220,553	385,585	5	77,117	-	-
Charter Schools **	-	-	-	-	-	-	-	-	-	-
Joint-Use	-	-	-	-	-	-	-	-	-	-
Career Technical Educational Fa	-	-	-	-	-	-	-	-	-	-
Overcrowding Relief Grant	-	-	-	-	-	-	-	-	-	-
Totals	606,138	1	385,585	-	220,553	385,585	5	77,117	-	-
Mono										
New Construction	-	-	-	-	-	-	-	-	-	-
Modernization	5,086,226	8	5,086,226	-	-	635,778	22	231,192	-	-
Charter Schools **	-	-	-	-	-	-	-	-	-	-
Joint-Use	-	-	-	-	-	-	-	-	-	-
Career Technical Educational Fa	-	-	-	-	-	-	-	-	-	-
Overcrowding Relief Grant	-	-	-	-	-	-	-	-	-	-
Totals	5,086,226	8	5,086,226	-	-	635,778	22	231,192	-	-

ATTACHMENT H - PROPOSITION 1D SUMMARY

YEARLY REPORT ON THE STATE GENERAL OBLIGATION BOND MEASURE FOR THE SCHOOL FACILITY PROGRAM - 2014

*State construction funds represent the State match for the project minus site acquisition funds.

**Some Charter Schools project values are based on the preliminary apportionments.

***Includes projects that received Design Only funds.

****Does not include site acquisition funds or financial hardship funds.

TYPE	TOTAL STATE APPORTIONMENT	PROJECTS** *	STATE CONSTRUCTION FUNDS*	STATE SITE ACQUISITION FUNDS	FINANCIAL HARDSHIP	AVERAGE CONSTRUCTION FUNDS PER PROJECT***	CLASSROOM MS	STATE SHARE FUNDS PER CLASSROOM* ***	ACRES ACQUIRED	STATE SITE FUNDS PER ACRE
Career Technical Educational Facility Overcrowding Relief Grant	2,550,898	3	2,550,898	-	-	850,299	-	-	-	-
Totals	21,244,277	13	19,241,864	1,950,763	51,650	1,480,143	86	223,743	34.22	57,007
Plumas										
New Construction	-	-	-	-	-	-	-	-	-	-
Modernization	5,769,620	2	5,769,620	-	-	2,884,810	44	131,128	-	-
Charter Schools **	-	-	-	-	-	-	-	-	-	-
Joint-Use	-	-	-	-	-	-	-	-	-	-
Career Technical Educational Facility Overcrowding Relief Grant	-	-	-	-	-	-	-	-	-	-
Totals	5,769,620	2	5,769,620	-	-	2,884,810	44	131,128	-	-
Riverside										
New Construction	183,409,869	36	155,033,198	22,976,524	5,400,148	4,306,478	862	179,853	340.81	67,417
Modernization	52,715,545	36	52,183,307	-	532,238	1,449,536	281	185,706	-	-
Charter Schools **	-	-	-	-	-	-	-	-	-	-
Joint-Use	1,500,000	1	1,500,000	-	-	1,500,000	-	-	-	-
Career Technical Educational Facility Overcrowding Relief Grant	12,349,040	17	12,349,040	-	-	726,414	-	-	-	-
Overcrowding Relief Grant	12,842,714	2	12,842,714	-	-	6,421,357	28	458,668	-	-
Totals	262,817,168	92	233,908,259	22,976,524	5,932,386	2,542,481	1,171	198,470	340.81	67,417
Sacramento										
New Construction	3,143,672	5	3,143,672	-	-	628,734	136	23,115	66.99	-
Modernization	43,495,374	30	42,654,198	-	841,176	1,421,807	299	142,656	-	-
Charter Schools **	48,511,844	6	39,195,413	9,316,431	-	6,532,569	56	699,918	30.53	305,157
Joint-Use	1,723,379	1	1,723,379	-	-	1,723,379	-	-	-	-
Career Technical Educational Facility Overcrowding Relief Grant	17,420,951	13	16,961,169	-	-	1,304,705	-	-	-	-
Overcrowding Relief Grant	731,519	1	731,519	-	-	731,519	3	243,840	-	-
Totals	115,026,739	56	104,409,350	9,316,431	841,176	1,864,453	494	207,866	97.52	95,534
San Benito										
New Construction	-	-	-	-	-	-	-	-	-	-
Modernization	1,322,988	2	1,322,988	-	-	661,494	10	132,299	-	-
Charter Schools **	-	-	-	-	-	-	-	-	-	-
Joint-Use	-	-	-	-	-	-	-	-	-	-
Career Technical Educational Facility Overcrowding Relief Grant	824,542	2	824,542	-	-	412,271	-	-	-	-
Overcrowding Relief Grant	-	-	-	-	-	-	-	-	-	-
Totals	2,147,530	4	2,147,530	-	-	536,883	10	214,753	-	-
San Bernardino										

ATTACHMENT H - PROPOSITION 1D SUMMARY

YEARLY REPORT ON THE STATE GENERAL OBLIGATION BOND MEASURE FOR THE SCHOOL FACILITY PROGRAM - 2014

*State construction funds represent the State match for the project minus site acquisition funds.

**Some Charter Schools project values are based on the preliminary apportionments.

***Includes projects that received Design Only funds.

****Does not include site acquisition funds or financial hardship funds.

TYPE	TOTAL STATE APPORTIONMENT	PROJECTS** *	STATE CONSTRUCTION FUNDS*	STATE SITE ACQUISITION FUNDS	FINANCIAL HARDSHIP	AVERAGE CONSTRUCTION FUNDS PER PROJECT***	CLASSROOM MS	STATE SHARE FUNDS PER CLASSROOM* ***	ACRES ACQUIRED	STATE SITE FUNDS PER ACRE
New Construction	372,909,036	51	229,067,252	21,215,723	122,626,062	4,491,515	966	237,130	466.20	45,508
Modernization	242,742,000	99	177,647,486	-	65,094,514	1,794,419	1,608	110,477	-	-
Charter Schools **	1,408,342	1	1,071,771	336,571	-	1,071,771	8	133,971	11.36	29,628
Joint-Use	1,451,622	1	1,451,622	-	-	1,451,622	-	-	-	-
Career Technical Educational Fa	12,509,576	28	12,509,576	-	-	446,771	-	-	-	-
Overcrowding Relief Grant	85,946,977	12	74,925,750	953,631	10,067,596	6,243,813	164	456,864	67.99	14,026
Totals	716,967,553	192	496,673,457	22,505,925	197,788,172	2,586,841	2,746	180,343	545.55	41,254
San Diego										
New Construction	77,554,085	25	71,655,545	5,898,540	-	2,866,222	420	170,608	168.16	35,077
Modernization	257,748,250	94	257,748,250	-	-	2,742,003	1,993	129,327	-	-
Charter Schools **	32,739,796	2	32,739,796	-	-	16,369,898	88	372,043	-	-
Joint-Use	8,132,751	17	8,132,751	-	-	478,397	-	-	-	-
Career Technical Educational Fa	52,785,943	39	49,785,943	-	-	1,276,563	-	-	-	-
Overcrowding Relief Grant	52,630,542	14	52,630,542	-	-	3,759,324	152	346,254	-	-
Totals	481,591,367	191	472,692,827	5,898,540	-	2,474,832	2,653	175,107	168.16	35,077
San Francisco										
New Construction	-	-	-	-	-	-	-	-	-	-
Modernization	67,742,255	29	67,742,255	-	-	2,335,940	582	116,396	-	-
Charter Schools **	9,117,533	1	9,117,533	-	-	9,117,533	17	536,325	-	-
Joint-Use	-	-	-	-	-	-	-	-	-	-
Career Technical Educational Fa	-	-	-	-	-	-	-	-	-	-
Overcrowding Relief Grant	-	-	-	-	-	-	-	-	-	-
Totals	76,859,788	30	76,859,788	-	-	2,561,993	599	128,314	-	-
San Joaquin										
New Construction	68,257,576	10	61,678,880	6,578,696	-	6,167,888	267	231,007	120.91	54,410
Modernization	56,091,671	24	56,091,671	-	-	2,337,153	273	205,464	-	-
Charter Schools **	858,139	1	858,139	-	-	858,139	4	214,535	-	-
Joint-Use	4,977,915	3	4,977,915	-	-	1,659,305	-	-	-	-
Career Technical Educational Fa	19,551,415	14	16,551,415	-	-	1,182,244	-	-	-	-
Overcrowding Relief Grant	-	-	-	-	-	-	-	-	-	-
Totals	149,736,716	52	140,158,020	6,578,696	-	2,695,347	544	248,493	120.91	54,410
San Luis Obispo										
New Construction	-	-	-	-	-	-	-	-	-	-
Modernization	10,381,111	5	10,381,111	-	-	2,076,222	47	220,875	-	-
Charter Schools **	-	-	-	-	-	-	-	-	-	-
Joint-Use	899,968	2	899,968	-	-	449,984	-	-	-	-
Career Technical Educational Fa	11,846,977	9	11,846,977	-	-	1,316,331	-	-	-	-

ATTACHMENT H - PROPOSITION 1D SUMMARY

YEARLY REPORT ON THE STATE GENERAL OBLIGATION BOND MEASURE FOR THE SCHOOL FACILITY PROGRAM - 2014

*State construction funds represent the State match for the project minus site acquisition funds.

**Some Charter Schools project values are based on the preliminary apportionments.

***Includes projects that received Design Only funds.

****Does not include site acquisition funds or financial hardship funds.

TYPE	TOTAL STATE APPORTIONMENT	PROJECTS** *	STATE CONSTRUCTION FUNDS*	STATE SITE ACQUISITION FUNDS	FINANCIAL HARDSHIP	AVERAGE CONSTRUCTION FUNDS PER PROJECT***	CLASSROOM MS	STATE SHARE FUNDS PER CLASSROOM* ***	ACRES ACQUIRED	STATE SITE FUNDS PER ACRE
Overcrowding Relief Grant	-	-	-	-	-	-	-	-	-	-
Totals	23,128,056	16	23,128,056	-	-	1,445,504	47	472,938	-	-
San Mateo										
New Construction	14,532,613	3	10,316,999	4,215,614	-	3,439,000	47	219,511	8.75	481,784
Modernization	32,674,143	34	32,674,143	-	-	961,004	377	86,669	-	-
Charter Schools **	-	-	-	-	-	-	-	-	-	-
Joint-Use	975,569	1	975,569	-	-	975,569	-	-	-	-
Career Technical Educational Fa	21,209,983	11	21,209,983	-	-	1,928,180	-	-	-	-
Overcrowding Relief Grant	-	-	-	-	-	-	-	-	-	-
Totals	69,392,308	49	65,176,694	4,215,614	-	1,330,137	424	151,418	8.75	481,784
Santa Barbara										
New Construction	1,433,097	1	1,433,097	-	-	1,433,097	9	159,233	-	-
Modernization	10,917,702	7	10,317,939	-	599,763	1,473,991	145	71,158	-	-
Charter Schools **	11,383,849	2	4,134,428	7,249,421	-	2,067,214	15	275,629	2.00	3,624,711
Joint-Use	-	-	-	-	-	-	-	-	-	-
Career Technical Educational Fa	6,633,733	5	6,227,997	-	-	1,245,599	-	-	-	-
Overcrowding Relief Grant	-	-	-	-	-	-	-	-	-	-
Totals	30,368,381	15	22,113,461	7,249,421	599,763	1,474,231	169	130,849	2.00	3,624,711
Santa Clara										
New Construction	45,657,494	9	35,251,045	10,406,449	-	3,916,783	95	371,064	40.10	259,512
Modernization	113,713,999	56	113,640,381	-	73,618	2,029,293	784	144,949	-	-
Charter Schools **	637,787	1	637,787	-	-	637,787	18	35,433	-	-
Joint-Use	-	-	-	-	-	-	-	-	-	-
Career Technical Educational Fa	48,648,230	39	44,634,077	-	-	1,144,464	-	-	-	-
Overcrowding Relief Grant	6,220,698	2	6,220,698	-	-	3,110,349	15	414,713	-	-
Totals	214,878,208	107	200,383,988	10,406,449	73,618	1,872,748	912	219,719	40.10	259,512
Santa Cruz										
New Construction	40,380	1	20,190	-	20,190	20,190	11	1,835	1.57	-
Modernization	1,212,351	1	1,212,351	-	-	1,212,351	7	173,193	-	-
Charter Schools **	-	-	-	-	-	-	-	-	-	-
Joint-Use	-	-	-	-	-	-	-	-	-	-
Career Technical Educational Fa	574,056	4	574,056	-	-	143,514	-	-	-	-
Overcrowding Relief Grant	-	-	-	-	-	-	-	-	-	-
Totals	1,826,787	6	1,806,597	-	20,190	301,100	18	100,367	1.57	-
Shasta										
New Construction	1,238,374	3	675,180	-	563,194	225,060	11	61,380	-	-

ATTACHMENT H - PROPOSITION 1D SUMMARY

YEARLY REPORT ON THE STATE GENERAL OBLIGATION BOND MEASURE FOR THE SCHOOL FACILITY PROGRAM - 2014

*State construction funds represent the State match for the project minus site acquisition funds.

**Some Charter Schools project values are based on the preliminary apportionments.

***Includes projects that received Design Only funds.

****Does not include site acquisition funds or financial hardship funds.

TYPE	TOTAL STATE APPORTIONMENT	PROJECTS** *	STATE CONSTRUCTION FUNDS*	STATE SITE ACQUISITION FUNDS	FINANCIAL HARDSHIP	AVERAGE CONSTRUCTION FUNDS PER PROJECT***	CLASSROOM MS	STATE SHARE FUNDS PER CLASSROOM* ***	ACRES ACQUIRED	STATE SITE FUNDS PER ACRE
Totals	62,014,168	55	47,644,216	5,054,001	6,347,616	866,258	244	193,607	16.35	309,113
Stanislaus										
New Construction	23,067,542	19	9,888,774	3,684,806	9,493,963	520,462	210	47,089	79.77	46,193
Modernization	91,299,603	35	85,454,656	-	5,844,947	2,441,562	641	133,315	-	-
Charter Schools **	-	-	-	-	-	-	-	-	-	-
Joint-Use	68,974	1	68,974	-	-	68,974	-	-	-	-
Career Technical Educational Fa	3,867,252	6	3,867,252	-	-	644,542	-	-	-	-
Overcrowding Relief Grant	980,100	1	980,100	-	-	980,100	3	326,700	-	-
Totals	119,283,471	62	100,259,756	3,684,806	15,338,910	1,617,093	854	117,319	79.77	46,193
Sutter										
New Construction	3,070,451	3	1,780,074	-	1,290,377	593,358	12	148,340	-	-
Modernization	7,563,214	8	7,476,569	-	86,645	934,571	102	73,300	-	-
Charter Schools **	-	-	-	-	-	-	-	-	-	-
Joint-Use	738,499	1	738,499	-	-	738,499	-	-	-	-
Career Technical Educational Fa	397,804	2	397,804	-	-	198,902	-	-	-	-
Overcrowding Relief Grant	-	-	-	-	-	-	-	-	-	-
Totals	11,769,968	14	10,392,946	-	1,377,022	742,353	114	84,688	-	-
Tehama										
New Construction	974,046	5	683,352	-	290,694	136,670	6	113,892	-	-
Modernization	5,133,798	6	3,348,196	-	1,785,602	558,033	51	65,651	-	-
Charter Schools **	-	-	-	-	-	-	-	-	-	-
Joint-Use	-	-	-	-	-	-	-	-	-	-
Career Technical Educational Fa	-	-	-	-	-	-	-	-	-	-
Overcrowding Relief Grant	-	-	-	-	-	-	-	-	-	-
Totals	6,107,844	11	4,031,548	-	2,076,296	366,504	57	70,729	-	-
Trinity										
New Construction	-	-	-	-	-	-	-	-	-	-
Modernization	1,593,790	3	1,549,250	-	44,540	516,417	21	73,774	-	-
Charter Schools **	-	-	-	-	-	-	-	-	-	-
Joint-Use	-	-	-	-	-	-	-	-	-	-
Career Technical Educational Fa	-	-	-	-	-	-	-	-	-	-
Overcrowding Relief Grant	-	-	-	-	-	-	-	-	-	-
Totals	1,593,790	3	1,549,250	-	44,540	516,417	21	73,774	-	-
Tulare										
New Construction	73,143,242	29	34,442,645	4,501,276	34,199,322	1,187,677	324	106,304	154.77	29,084
Modernization	47,701,420	44	37,547,453	-	10,153,967	853,351	281	133,621	-	-

ATTACHMENT H - PROPOSITION 1D SUMMARY

YEARLY REPORT ON THE STATE GENERAL OBLIGATION BOND MEASURE FOR THE SCHOOL FACILITY PROGRAM - 2014

*State construction funds represent the State match for the project minus site acquisition funds.

**Some Charter Schools project values are based on the preliminary apportionments.

***Includes projects that received Design Only funds.

****Does not include site acquisition funds or financial hardship funds.

TYPE	TOTAL STATE APPORTIONMENT	PROJECTS** *	STATE CONSTRUCTION FUNDS*	STATE SITE ACQUISITION FUNDS	FINANCIAL HARDSHIP	AVERAGE CONSTRUCTION FUNDS PER PROJECT***	CLASSROOM MS	STATE SHARE FUNDS PER CLASSROOM* ***	ACRES ACQUIRED	STATE SITE FUNDS PER ACRE
Charter Schools **	-	-	-	-	-	-	-	-	-	-
Joint-Use	3,696,804	3	3,696,804	-	-	1,232,268	-	-	-	-
Career Technical Educational Fa	2,641,261	12	2,641,261	-	-	220,105	-	-	-	-
Overcrowding Relief Grant	-	-	-	-	-	-	-	-	-	-
Totals	127,182,727	88	78,328,163	4,501,276	44,353,288	890,093	605	123,358	154.77	29,084
Tuolumne										
New Construction	-	-	-	-	-	-	-	-	-	-
Modernization	3,972,161	4	3,972,161	-	-	993,040	11	361,106	-	-
Charter Schools **	-	-	-	-	-	-	-	-	-	-
Joint-Use	-	-	-	-	-	-	-	-	-	-
Career Technical Educational Fa	-	-	-	-	-	-	-	-	-	-
Overcrowding Relief Grant	-	-	-	-	-	-	-	-	-	-
Totals	3,972,161	4	3,972,161	-	-	993,040	11	361,106	-	-
Ventura										
New Construction	15,244,232	2	6,495,818	7,800,750	947,664	3,247,909	46	141,213	11.98	651,148
Modernization	78,277,661	46	77,716,072	-	561,589	1,689,480	1,238	62,776	-	-
Charter Schools **	-	-	-	-	-	-	-	-	-	-
Joint-Use	-	-	-	-	-	-	-	-	-	-
Career Technical Educational Fa	2,841,251	7	2,841,251	-	-	405,893	-	-	-	-
Overcrowding Relief Grant	7,936,316	1	7,630,665	305,651	-	7,630,665	21	363,365	7.92	38,592
Totals	104,299,460	56	94,683,806	8,106,401	1,509,253	1,690,782	1,305	72,555	19.90	407,357
Yolo										
New Construction	39,699,228	8	30,543,822	9,155,406	-	3,817,978	155	197,057	71.79	127,530
Modernization	2,463,814	2	2,463,814	-	-	1,231,907	5	492,763	-	-
Charter Schools **	-	-	-	-	-	-	-	-	-	-
Joint-Use	588,032	1	588,032	-	-	588,032	-	-	-	-
Career Technical Educational Fa	1,000,000	1	1,000,000	-	-	1,000,000	-	-	-	-
Overcrowding Relief Grant	-	-	-	-	-	-	-	-	-	-
Totals	43,751,074	12	34,595,668	9,155,406	-	2,882,972	160	212,548	71.79	127,530
Yuba										
New Construction	6,165,284	26	6,162,280	3,004	-	237,011	143	43,093	10.56	284
Modernization	1,121,505	3	1,121,505	-	-	373,835	6	186,918	-	-
Charter Schools **	-	-	-	-	-	-	-	-	-	-
Joint-Use	-	-	-	-	-	-	-	-	-	-
Career Technical Educational Fa	-	-	-	-	-	-	-	-	-	-
Overcrowding Relief Grant	-	-	-	-	-	-	-	-	-	-
Totals	7,286,789	29	7,283,785	3,004	-	251,165	149	48,884	10.56	284

ATTACHMENT I - PROPOSITION 1D NEW CONSTRUCTION PROJECTS

YEARLY REPORT ON THE STATE GENERAL OBLIGATION BOND MEASURE FOR THE SCHOOL FACILITY PROGRAM - 2014

*State construction funds represent the State match for the project minus site acquisition funds.

**Does not include site acquisition funds or financial hardship funds.

***Includes multi-purpose rooms, administrative facilities, gymnasiums, and libraries. Information not available for projects apportioned prior to January 2007.

County	District	School Name	Grade	State Construction Funds*	Total Site Acquisition Funds	Financial Hardship Funds	Classrooms	State Share Funds per Classroom**	Proposed Acres	Site Funds Per Acre	Non-Classroom Facility Square Footage***	Last SAB Date	Status
ALAMEDA	EMERY UNIFIED	ANNA YATES ELEMENTARY	EL	\$ 3,361,441.00	\$ -	\$ -	12	\$ 280,120.08	-	-	-	9/24/2008	99% Complete
ALAMEDA	FREMONT UNIFIED	MISSION VALLEY ROP CAREER TECH TRAINING CENTER	HI	\$ 6,194,322.00	\$ -	\$ -	19	\$ 326,016.95	-	-	-	6/25/2008	Closed
ALAMEDA	LIVERMORE VALLEY JOINT UNIFIED	GRANADA HIGH	HI	\$ 255,564.00	\$ -	\$ -	14	\$ 18,254.57	-	-	-	6/25/2008	100% Complete
ALAMEDA	LIVERMORE VALLEY JOINT UNIFIED	LIVERMORE HIGH	HI	\$ 3,007,434.00	\$ 1,739,803.00	\$ -	9	\$ 334,159.33	1.39	\$ 1,251,656.83	-	12/10/2008	100% Complete
ALAMEDA	OAKLAND UNIFIED	LA ESCUELITA ELEMENTARY	EL	\$ 186,390.00	\$ -	\$ -	8	\$ 23,298.75	2.91	\$ -	-	12/12/2012	Funds Released
ALAMEDA	OAKLAND UNIFIED	METWEST HIGH	HI	\$ 589,183.00	\$ -	\$ -	18	\$ 32,732.39	1.08	\$ -	-	12/12/2012	Funds Released
ALAMEDA	PIEDMONT CITY UNIFIED	BEACH ELEMENTARY	EL	\$ 732,442.00	\$ -	\$ -	2	\$ 366,221.00	-	-	-	12/12/2012	Funds Released
ALAMEDA	PIEDMONT CITY UNIFIED	HAVENS ELEMENTARY	EL	\$ 442,321.00	\$ -	\$ -	1	\$ 442,321.00	-	-	-	12/15/2010	98% Complete
ALAMEDA	SAN LEANDRO UNIFIED	SAN LEANDRO HIGH	HI	\$ 116,489.00	\$ -	\$ -	15	\$ 7,765.93	2.61	\$ -	-	4/28/2010	100% Complete
ALAMEDA	SAN LEANDRO UNIFIED	SAN LEANDRO HIGH	HI	\$ 18,331.00	\$ -	\$ -	3	\$ 6,110.33	-	-	-	12/15/2010	100% Complete
ALAMEDA County Totals				\$ 14,903,917.00	\$ 1,739,803.00	\$ -							
AMADOR	AMADOR COUNTY UNIFIED	IONE JUNIOR HIGH	MI	\$ 56,809.00	\$ -	\$ -	6	\$ 9,468.17	-	-	-	6/25/2008	Closed
AMADOR	AMADOR COUNTY UNIFIED	JACKSON ELEMENTARY	EL	\$ 201,716.00	\$ -	\$ -	2	\$ 100,858.00	-	-	-	12/10/2008	Closed
AMADOR County Totals				\$ 258,525.00	\$ -	\$ -							
BUTTE	BANGOR UNION ELEMENTARY	BANGOR ELEMENTARY	EL	\$ 82,263.00	\$ -	\$ -	-	\$ -	-	-	-	6/25/2008	16% Complete
BUTTE	BUTTE COUNTY OFFICE OF EDUCATION	SOUTH COUNTY EDUCATIONAL FACILITY	HI	\$ 13,409.00	\$ -	\$ -	2	\$ 6,704.50	2.69	\$ -	-	12/15/2010	98% Complete
BUTTE	BUTTE COUNTY OFFICE OF EDUCATION	SOUTH COUNTY EDUCATIONAL FACILITY	HI	\$ 85,723.00	\$ 166,954.00	\$ 216,207.00	4	\$ 21,430.75	2.69	\$ 62,064.68	-	12/15/2010	98% Complete
BUTTE	CHICO UNIFIED	CHICO SENIOR HIGH	HI	\$ 6,319,269.00	\$ -	\$ -	18	\$ 351,070.50	-	-	-	12/15/2010	100% Complete
BUTTE	PALERMO UNION	GOLDEN HILL ELEMENTARY	EL	\$ 180,318.00	\$ -	\$ -	1	\$ 180,318.00	-	-	-	9/24/2008	Closed
BUTTE County Totals				\$ 6,680,982.00	\$ 166,954.00	\$ 216,207.00							
CALAVERAS	BRET HARTE UNION HIGH	BRET HARTE UNION HIGH	HI	\$ 376,650.00	\$ -	\$ -	1	\$ 376,650.00	-	-	-	9/24/2008	Closed
CALAVERAS	CALAVERAS UNIFIED	VALLEY SPRINGS ELEMENTARY	EL	\$ 4,324,633.00	\$ -	\$ -	17	\$ 254,390.18	-	-	-	7/23/2008	54% Complete
CALAVERAS County Totals				\$ 4,701,283.00	\$ -	\$ -							
COLUSA	COLUSA COUNTY OFFICE OF EDUCATION	SPECIAL EDUCATION	HI	\$ 95,484.00	\$ 1,772,206.00	\$ 1,754,968.00	10	\$ 9,548.40	8.40	\$ 210,976.90	-	12/14/2011	Funds Released
COLUSA	WILLIAMS UNIFIED	WILLIAMS ELEMENTARY	EL	\$ 77,674.00	\$ -	\$ -	8	\$ 9,709.25	1.29	\$ -	-	6/25/2008	Closed
COLUSA County Totals				\$ 173,158.00	\$ 1,772,206.00	\$ 1,754,968.00							
CONTRA COSTA	ANTIOCH UNIFIED	MAGNET HIGH	HI	\$ 404,264.00	\$ -	\$ 404,264.00	27	\$ 14,972.74	9.52	\$ -	-	6/25/2008	99% Complete
CONTRA COSTA	BRENTWOOD UNION	Fourth Middle School	MI	\$ 1,115,033.50	\$ 2,391,271.00	\$ 3,506,304.50	46	\$ 24,239.86	18.50	\$ 129,257.89	-	12/10/2008	8% Complete
CONTRA COSTA	BRENTWOOD UNION	SAND CREEK ELEMENTARY SCHOOL	EL	\$ 8,750,113.00	\$ 1,897,896.00	\$ 10,648,009.00	32	\$ 273,441.03	11.00	\$ 172,536.00	18,980	2/24/2010	100% Complete
CONTRA COSTA	CONTRA COSTA COUNTY OFFICE OF EDUCATION	COMMUNITY - EAST	HI	\$ 237,491.00	\$ -	\$ 237,491.00	4	\$ 59,372.88	-	-	-	12/15/2010	86% Complete
CONTRA COSTA	CONTRA COSTA COUNTY OFFICE OF EDUCATION	SPECIAL EDUCATION CENTER	EL	\$ 176,760.00	\$ -	\$ 176,760.00	4	\$ 44,190.00	2.00	\$ -	-	12/15/2010	5% Complete
CONTRA COSTA	OAKLEY UNION ELEMENTARY	NEW MIDDLE #3	MI	\$ 62,951.00	\$ -	\$ 62,951.00	24	\$ 2,622.96	24.90	\$ -	-	6/25/2008	61% Complete
CONTRA COSTA	SAN RAMON VALLEY UNIFIED	COYOTE CREEK ELEMENTARY	EL	\$ 1,688,896.00	\$ -	\$ -	9	\$ 187,655.11	-	-	-	8/27/2008	Closed
CONTRA COSTA	SAN RAMON VALLEY UNIFIED	CREEKSIDE ELEMENTARY	EL	\$ 8,279,869.00	\$ 11,841,868.00	\$ -	33	\$ 250,905.12	9.37	\$ 1,263,806.62	17,267	8/4/2010	100% Complete
CONTRA COSTA	SAN RAMON VALLEY UNIFIED	GALE RANCH MIDDLE	MI	\$ 12,676,783.00	\$ 16,384,561.00	\$ -	35	\$ 362,193.80	15.00	\$ 1,092,304.07	31,069	8/27/2008	100% Complete
CONTRA COSTA	SAN RAMON VALLEY UNIFIED	GREEN VALLEY ELEMENTARY	EL	\$ 112,860.00	\$ -	\$ -	9	\$ 12,540.00	-	-	-	6/25/2008	Closed
CONTRA COSTA	SAN RAMON VALLEY UNIFIED	HIDDEN HILLS ELEMENTARY	EL	\$ 2,274,195.00	\$ -	\$ -	9	\$ 252,688.33	-	-	-	8/27/2008	Closed
CONTRA COSTA	SAN RAMON VALLEY UNIFIED	MONTE VISTA HIGH	HI	\$ 7,189,097.00	\$ 2,469,996.00	\$ -	19	\$ 378,373.53	9.73	\$ 253,853.65	-	6/25/2008	Funds Released
CONTRA COSTA	SAN RAMON VALLEY UNIFIED	RANCHO ROMERO ELEMENTARY	EL	\$ 28,448.00	\$ -	\$ -	2	\$ 14,224.00	-	-	-	6/25/2008	Closed
CONTRA COSTA	SAN RAMON VALLEY UNIFIED	SAN RAMON VALLEY HIGH	HI	\$ 3,658,433.00	\$ -	\$ -	-	\$ -	-	-	-	4/28/2010	100% Complete
CONTRA COSTA	WEST CONTRA COSTA UNIFIED	PORTOLA JUNIOR HIGH	MI	\$ 13,902,896.00	\$ -	\$ -	22	\$ 631,949.82	-	-	-	5/22/2013	Apportioned
CONTRA COSTA County Totals				\$ 60,558,090.00	\$ 34,985,592.00	\$ 15,035,780.00							
EL DORADO	BLACK OAK MINE UNIFIED	GOLDEN SIERRA HIGH	HI	\$ 1,481,133.00	\$ -	\$ -	4	\$ 370,283.25	-	-	-	4/28/2010	Closed
EL DORADO	BUCKEYE UNION ELEMENTARY	BUCKEYE ELEMENTARY	EL	\$ 517,622.00	\$ -	\$ -	2	\$ 258,811.00	-	-	-	12/10/2008	Closed
EL DORADO	BUCKEYE UNION ELEMENTARY	OAK MEADOW ELEMENTARY	EL	\$ 52,497.00	\$ -	\$ -	6	\$ 8,749.50	-	-	-	6/25/2008	Closed
EL DORADO	BUCKEYE UNION ELEMENTARY	VALLEY VIEW ELEMENTARY	EL	\$ 8,277,304.00	\$ 4,285,167.00	\$ -	28	\$ 295,618.00	10.50	\$ 408,111.14	18,156	10/29/2008	70% Complete
EL DORADO	EL DORADO COUNTY OFFICE OF EDUCATION	CHARTER COMM. & EXT. DAY	HI	\$ 2,448,775.00	\$ -	\$ 2,448,775.00	10	\$ 244,877.50	-	-	-	8/27/2008	100% Complete
EL DORADO	EL DORADO UNION HIGH	OAK RIDGE HIGH	HI	\$ 5,069,998.00	\$ 522,702.00	\$ -	13	\$ 389,999.85	-	-	-	6/25/2008	100% Complete
EL DORADO County Totals				\$ 17,847,329.00	\$ 4,807,869.00	\$ 2,448,775.00							
FRESNO	AMERICAN UNION ELEMENTARY	AMERICAN UNION ELEMENTARY	EL	\$ 117,089.00	\$ -	\$ 117,089.00	3	\$ 39,029.67	-	-	-	12/15/2010	10% Complete
FRESNO	CLOVIS UNIFIED	GATEWAY HIGH (CONT)	HI	\$ 132,709.00	\$ -	\$ -	7	\$ 18,958.43	-	-	10,572	6/25/2008	Closed
FRESNO	KINGS CANYON JOINT UNIFIED	CITRUS MIDDLE	MI	\$ 520,462.00	\$ -	\$ -	4	\$ 130,115.50	-	-	-	12/10/2008	Closed
FRESNO	MENDOTA UNIFIED	NEW MIDDLE	MI	\$ 972,178.00	\$ -	\$ 972,178.00	26	\$ 37,391.46	19.41	\$ -	-	5/28/2008	100% Complete
FRESNO	SANGER UNIFIED	FAIRMONT ELEMENTARY	EL	\$ 925,190.00	\$ -	\$ -	2	\$ 462,595.00	-	-	-	12/12/2012	Funds Released
FRESNO	SANGER UNIFIED	JEFFERSON ELEMENTARY	EL	\$ 699,229.00	\$ -	\$ -	2	\$ 349,614.50	-	-	-	12/12/2012	Funds Released
FRESNO	SANGER UNIFIED	JOHN WASH	EL	\$ 726,582.00	\$ -	\$ -	2	\$ 363,291.00	-	-	-	12/12/2012	Funds Released
FRESNO	SANGER UNIFIED	LINCOLN ELEMENTARY	EL	\$ 536,198.00	\$ -	\$ -	2	\$ 268,099.00	-	-	-	12/12/2012	Funds Released
FRESNO	SANGER UNIFIED	LONE STAR ELEMENTARY	EL	\$ 505,318.00	\$ -	\$ -	2	\$ 252,659.00	-	-	-	6/25/2008	Closed
FRESNO	SANGER UNIFIED	Quail Lake	EL	\$ 183,952.00	\$ -	\$ -	1	\$ 183,952.00	-	-	-	6/25/2008	Closed
FRESNO	SANGER UNIFIED	SANGER ACADEMY CHARTER	EL	\$ 255,361.00	\$ -	\$ -	1	\$ 255,361.00	-	-	-	6/25/2008	Closed
FRESNO	SANGER UNIFIED	SANGER HIGH	HI	\$ 1,346,526.00	\$ -	\$ -	5	\$ 269,305.20	-	-	17,180	6/25/2008	Closed
FRESNO County Totals				\$ 6,830,794.00	\$ -	\$ 1,089,267.00							
GLENN	ORLAND JOINT UNIFIED	NORTH VALLEY HIGH (CONT.)	HI	\$ 276,855.00	\$ -	\$ -	1	\$ 276,855.00	-	-	-	12/10/2008	Closed
GLENN	ORLAND JOINT UNIFIED	ORLAND ELEMENTARY COMMUNITY DAY	EL	\$ 278,091.00	\$ -	\$ -	1	\$ 278,091.00	-	-	-	12/10/2008	Closed
GLENN	ORLAND JOINT UNIFIED	ORLAND HIGH	HI	\$ 551,782.00	\$ -	\$ -	2	\$ 275,891.00	-	-	-	12/15/2010	100% Complete
GLENN	PRINCETON JOINT UNIFIED	PRINCETON ELEMENTARY	EL	\$ 113,490.00	\$ -	\$ -	-	\$ -	-	-	480	9/24/2008	100% Complete

ATTACHMENT I - PROPOSITION 1D NEW CONSTRUCTION PROJECTS

YEARLY REPORT ON THE STATE GENERAL OBLIGATION BOND MEASURE FOR THE SCHOOL FACILITY PROGRAM - 2014

*State construction funds represent the State match for the project minus site acquisition funds.

**Does not include site acquisition funds or financial hardship funds.

***Includes multi-purpose rooms, administrative facilities, gymnasiums, and libraries. Information not available for projects apportioned prior to January 2007.

County	District	School Name	Grade	State Construction Funds*	Total Site Acquisition Funds	Financial Hardship Funds	Classrooms	State Share Funds per Classroom**	Proposed Acres	Site Funds Per Acre	Non-Classroom Facility Square Footage***	Last SAB Date	Status
GLENN County Totals				\$ 1,220,218.00	\$ -	\$ -							
HUMBOLDT	FORTUNA UNION ELEMENTARY	FORTUNA MIDDLE	MI	\$ 3,530,547.00	\$ -	\$ 2,907,631.00	13	\$ 271,580.54	6.90	\$ -	-	4/28/2010	90% Complete
HUMBOLDT	HUMBOLDT COUNTY OFFICE OF EDUCATION	EUREKA EDUCATIONAL RESOURCE CENTER	HI	\$ 49,496.00	\$ -	\$ 49,496.00	3	\$ 16,498.67	0.75	\$ -	2,518	6/25/2008	Closed
HUMBOLDT	SCOTIA UNION ELEMENTARY	MURPHY (STANWOOD A.) ELEMENTARY	EL	\$ 107,786.00	\$ -	\$ 107,786.00	12	\$ 8,982.17	6.66	\$ -	-	6/25/2008	99% Complete
HUMBOLDT County Totals				\$ 3,687,829.00	\$ -	\$ 3,064,913.00							
IMPERIAL	HEBER ELEMENTARY	HEBER JR. HIGH ADDITION	MI	\$ 62,544.00	\$ -	\$ 62,544.00	4	\$ 15,636.00	-	\$ -	-	6/25/2008	100% Complete
IMPERIAL	HEBER ELEMENTARY	NEW DOGWOOD ELEMENTARY	EL	\$ 8,775,314.00	\$ 339,500.00	\$ 7,990,822.00	20	\$ 313,404.07	10.00	\$ 33,950.00	15,447	10/29/2008	Funds Released
IMPERIAL	SAN PASQUAL VALLEY UNIFIED	SAN PASQUAL VALLEY ELEMENTARY	EL	\$ 436,900.00	\$ -	\$ 436,900.00	10	\$ 43,690.00	-	\$ -	-	8/24/2011	100% Complete
IMPERIAL County Totals				\$ 9,274,758.00	\$ 339,500.00	\$ 8,490,266.00							
KERN	ARVIN UNION ELEMENTARY	EL CAMINO REAL ELEMENTARY	EL	\$ 12,320.00	\$ -	\$ -	3	\$ 4,106.67	-	\$ -	-	6/25/2008	98% Complete
KERN	BAKERSFIELD CITY ELEMENTARY	HORT ELEMENTARY	EL	\$ 282,848.00	\$ -	\$ -	3	\$ 94,282.67	-	\$ -	-	9/24/2008	99% Complete
KERN	BAKERSFIELD CITY ELEMENTARY	WAYSIDE ELEMENTARY	EL	\$ 1,397,326.00	\$ -	\$ -	9	\$ 155,258.44	-	\$ -	-	4/28/2010	Closed
KERN	DELANCO UNION ELEMENTARY	WESTSIDE EDUCATIONAL COMPLEX	EL	\$ 711,454.00	\$ -	\$ -	69	\$ 10,308.58	-	\$ -	-	5/22/2013	Funds Released
KERN	FAIRFAX ELEMENTARY	New Elementary School #4	EL	\$ 233,746.00	\$ -	\$ -	31	\$ 7,540.19	13.51	\$ -	-	6/27/2012	Funds Released
KERN	KERN HIGH	INDEPENDENCE HIGH	HI	\$ 31,179,174.00	\$ 2,079,565.00	\$ -	79	\$ 394,673.09	55.44	\$ 37,510.19	58,253	6/25/2008	100% Complete
KERN	KERN HIGH	MIRA MONTE HIGH	HI	\$ 29,733,502.00	\$ 1,421,237.00	\$ -	78	\$ 381,198.74	58.67	\$ 24,224.25	83,330	7/23/2008	100% Complete
KERN	KERNVILLE UNION ELEMENTARY	WOODROW W. WALLACE MIDDLE	MI	\$ 3,351,828.00	\$ -	\$ -	7	\$ 478,832.57	-	\$ -	72	10/29/2008	Closed
KERN	NORRIS	VETERANS ELEMENTARY	EL	\$ 505,394.00	\$ -	\$ -	4	\$ 126,348.50	-	\$ -	-	12/10/2008	Closed
KERN	PANAMA-BUENA VISTA UNION	LOUDON (ROY W.) ELEMENTARY	EL	\$ 515,343.00	\$ -	\$ -	6	\$ 85,890.50	-	\$ -	-	12/10/2008	Closed
KERN	PANAMA-BUENA VISTA UNION	OLD RIVER ELEMENTARY	EL	\$ 359,324.00	\$ -	\$ -	28	\$ 12,833.00	10.07	\$ -	2,673	6/25/2008	Closed
KERN	PANAMA-BUENA VISTA UNION	OLD RIVER ELEMENTARY	EL	\$ 937,999.00	\$ -	\$ -	5	\$ 187,599.80	-	\$ -	-	12/10/2008	Closed
KERN	PANAMA-BUENA VISTA UNION	SING LUUM ELEMENTARY	EL	\$ 300,526.00	\$ -	\$ -	2	\$ 150,263.00	-	\$ -	-	12/10/2008	Closed
KERN	PANAMA-BUENA VISTA UNION	WARREN (EARL) JR. HIGH	MI	\$ 513,704.00	\$ -	\$ -	2	\$ 256,852.00	-	\$ -	-	12/10/2008	Closed
KERN	RIO BRAVO-GREELEY UNION ELEMENTARY	RIO BRAVO-GREELEY ELEMENTARY	EL	\$ 257,048.00	\$ -	\$ -	3	\$ 85,682.67	-	\$ -	-	12/10/2008	95% Complete
KERN	SOUTHERN KERN UNIFIED	HAMILTON ELEMENTARY	EL	\$ 1,638,069.00	\$ -	\$ 612,015.00	-	\$ -	-	\$ -	-	12/14/2011	Funds Released
KERN	SOUTHERN KERN UNIFIED	ROSAMOND HIGH	HI	\$ 4,244,340.50	\$ -	\$ -	-	\$ -	-	\$ -	-	12/14/2011	Funds Released
KERN	SOUTHERN KERN UNIFIED	TROPIC MIDDLE	MI	\$ 1,559,635.50	\$ -	\$ 613,023.50	-	\$ -	-	\$ -	-	12/14/2011	Funds Released
KERN	WASCO UNION HIGH	WASCO HIGH	HI	\$ 5,052,552.00	\$ 155,871.00	\$ -	18	\$ 280,697.33	19.05	\$ 8,182.20	-	3/20/2013	Closed
KERN County Totals				\$ 82,785,833.00	\$ 3,656,673.00	\$ 1,225,038.50							
KINGS	HANFORD JOINT UNION HIGH	SIERRA PACIFIC HIGH	HI	\$ 13,647,464.00	\$ 511,687.00	\$ -	31	\$ 440,240.77	71.87	\$ 7,119.62	-	8/27/2008	100% Complete
KINGS	HANFORD JOINT UNION HIGH	SIERRA PACIFIC HIGH	HI	\$ 338,951.00	\$ -	\$ -	1	\$ 338,951.00	-	\$ -	-	12/10/2008	Closed
KINGS County Totals				\$ 13,986,415.00	\$ 511,687.00	\$ -							
LAKE	LAKE COUNTY OFFICE OF EDUCATION	LLOYD HANCE COMMUNITY	MI	\$ 1,054,925.00	\$ -	\$ 700,630.00	3	\$ 351,641.67	-	\$ -	-	4/28/2010	99% Complete
LAKE	LAKE COUNTY OFFICE OF EDUCATION	LLOYD HANCE COMMUNITY	MI	\$ 1,112,688.00	\$ -	\$ 1,112,688.00	2	\$ 556,344.00	-	\$ -	-	4/28/2010	99% Complete
LAKE County Totals				\$ 2,167,613.00	\$ -	\$ 1,813,318.00							
LASSEN	LASSEN COUNTY OFFICE OF EDUCATION	COMMUNITY SCHOOL	HI	\$ 126,760.50	\$ 182,500.00	\$ 172,764.50	4	\$ 31,690.13	1.50	\$ 121,666.67	-	6/25/2008	Funds Released
LASSEN County Totals				\$ 126,760.50	\$ 182,500.00	\$ 172,764.50							
LOS ANGELES	ALHAMBRA UNIFIED	MARK KEPPEL HIGH	HI	\$ 3,535,927.00	\$ -	\$ -	12	\$ 294,660.58	-	\$ -	-	12/10/2008	99% Complete
LOS ANGELES	ANTELOPE VALLEY UNION HIGH	EASTSIDE HIGH	HI	\$ 1,204,664.00	\$ -	\$ -	6	\$ 200,777.33	66.00	\$ -	-	8/4/2010	100% Complete
LOS ANGELES	ARCADIA UNIFIED	ARCADIA HIGH	HI	\$ 183,641.00	\$ -	\$ -	24	\$ 7,651.71	1.66	\$ -	-	12/15/2010	100% Complete
LOS ANGELES	BALDWIN PARK UNIFIED	SIERRA VISTA HIGH	HI	\$ 15,858.00	\$ -	\$ -	2	\$ 7,929.00	-	\$ -	-	12/14/2011	100% Complete
LOS ANGELES	BALDWIN PARK UNIFIED	SIERRA VISTA HIGH	HI	\$ 11,848,294.00	\$ -	\$ -	37	\$ 320,224.16	-	\$ -	-	12/14/2011	80% Complete
LOS ANGELES	COVINA-VALLEY UNIFIED	SOUTH HILLS HIGH	HI	\$ 150,181.00	\$ -	\$ -	12	\$ 12,515.08	-	\$ -	-	6/25/2008	100% Complete
LOS ANGELES	DOWNEY UNIFIED	WARREN HIGH	HI	\$ 429,696.00	\$ -	\$ -	25	\$ 17,187.84	-	\$ -	-	6/25/2008	100% Complete
LOS ANGELES	EASTSIDE UNION	COLE (GIFFORD) MIDDLE	MI	\$ 241,178.00	\$ -	\$ -	3	\$ 80,392.67	-	\$ -	-	8/27/2008	72% Complete
LOS ANGELES	EASTSIDE UNION	ELEMENTARY #5	EL	\$ -	\$ 1,040,000.00	\$ -	46	\$ -	15.60	\$ 66,666.67	21,276	5/28/2008	50% Complete
LOS ANGELES	EASTSIDE UNION	ELEMENTARY #6	EL	\$ 2,102.00	\$ -	\$ -	18	\$ 116.78	-	\$ -	-	3/23/2011	Funds Released
LOS ANGELES	EASTSIDE UNION	NEW COMMUNITY DAY SCHOOL	MI	\$ 853,354.00	\$ 175,000.00	\$ 19,996.00	8	\$ 44,169.25	4.43	\$ 39,503.39	5,672	9/24/2008	90% Complete
LOS ANGELES	GLENDALE UNIFIED	CRESCENTA VALLEY SENIOR HIGH	HI	\$ 3,891,701.00	\$ -	\$ -	11	\$ 353,791.00	-	\$ -	-	12/15/2010	100% Complete
LOS ANGELES	INGLEWOOD UNIFIED	LA TUERA ELEMENTARY	MI	\$ 14,106,242.00	\$ 592,360.00	\$ -	35	\$ 403,035.49	-	\$ -	16,315	2/24/2010	80% Complete
LOS ANGELES	LOS ANGELES COUNTY OFFICE OF EDUCATION	INTERNATIONAL POLYTECHNIC HIGH	HI	\$ 219,449.00	\$ -	\$ -	21	\$ 10,449.95	1.50	\$ -	8,909	4/28/2010	95% Complete
LOS ANGELES	LOS ANGELES COUNTY OFFICE OF EDUCATION	LOS ANGELES CO. HIGH FOR THE ARTS	HI	\$ 14,656,013.00	\$ 25,000.00	\$ 14,681,013.00	21	\$ 697,905.38	1.25	\$ 20,000.00	-	8/4/2010	95% Complete
LOS ANGELES	LOS ANGELES UNIFIED	CENTRAL LOS ANGELES LEARNING CENTER NO. 1	HI	\$ 47,407,496.00	\$ -	\$ -	79	\$ 600,948.89	23.77	\$ -	127,390	6/25/2008	99% Complete
LOS ANGELES	LOS ANGELES UNIFIED	CENTRAL REGION ELEMENTARY #15	EL	\$ 7,296,673.00	\$ 1,038,795.00	\$ -	13	\$ 561,282.54	2.63	\$ 394,979.09	-	6/25/2008	99% Complete
LOS ANGELES	LOS ANGELES UNIFIED	CENTRAL REGION ELEMENTARY #17	EL	\$ 855,315.00	\$ -	\$ -	28	\$ 28,810.86	2.94	\$ -	13,704	6/25/2008	99% Complete
LOS ANGELES	LOS ANGELES UNIFIED	CENTRAL REGION MIDDLE #7	MI	\$ 1,569,586.00	\$ -	\$ -	50	\$ 31,391.72	5.62	\$ -	34,659	6/25/2008	99% Complete
LOS ANGELES	LOS ANGELES UNIFIED	SOUTH REGION ELEMENTARY #1	EL	\$ 1,169,020.00	\$ -	\$ -	42	\$ 27,833.81	4.18	\$ -	8,229	6/25/2008	99% Complete
LOS ANGELES	LOS ANGELES UNIFIED	SOUTH REGION ELEMENTARY #2	EL	\$ 1,180,119.00	\$ -	\$ -	42	\$ 28,098.07	3.83	\$ -	19,122	6/25/2008	99% Complete
LOS ANGELES	LOS ANGELES UNIFIED	SOUTH REGION MIDDLE #2	MI	\$ 1,568,283.00	\$ -	\$ -	51	\$ 30,750.65	6.56	\$ -	-	6/25/2008	99% Complete
LOS ANGELES	LOS ANGELES UNIFIED	SOUTH REGION MIDDLE #6	MI	\$ 1,523,789.00	\$ -	\$ -	51	\$ 29,878.22	6.38	\$ -	39,859	6/25/2008	99% Complete
LOS ANGELES	NORWALK-LA MIRADA UNIFIED	GLENN (JOHN H.) HIGH	HI	\$ 61,208.00	\$ -	\$ -	12	\$ 5,100.67	-	\$ -	-	6/25/2008	Closed
LOS ANGELES	PALOS VERDES PENINSULA UNIFIED	PALOS VERDES HIGH	HI	\$ 853,354.00	\$ -	\$ -	2	\$ 426,677.00	-	\$ -	-	12/15/2010	100% Complete
LOS ANGELES	PALOS VERDES PENINSULA UNIFIED	PALOS VERDES PENINSULA HIGH	HI	\$ 394,899.00	\$ -	\$ -	17	\$ 23,229.35	-	\$ -	-	6/25/2008	Closed
LOS ANGELES	SAUGUS UNION ELEMENTARY	EMLER ELEMENTARY	EL	\$ 4,251,887.00	\$ 10,135.00	\$ -	17	\$ 250,111.00	-	\$ -	-	12/14/2011	83% Complete
LOS ANGELES	WALNUT VALLEY UNIFIED	WALNUT HIGH	HI	\$ 87,130.00	\$ -	\$ -	6	\$ 14,521.67	-	\$ -	-	6/25/2008	100% Complete
LOS ANGELES	WEST COVINA UNIFIED	MERLINDA ELEMENTARY	EL	\$ 12,061.00	\$ -	\$ -	1	\$ 12,061.00	-	\$ -	-	6/25/2008	Closed
LOS ANGELES	WEST COVINA UNIFIED	ORANGEWOOD ELEMENTARY	EL	\$ 12,061.00	\$ -	\$ -	1	\$ 12,061.00	-	\$ -	-	6/25/2008	97% Complete
LOS ANGELES	WEST COVINA UNIFIED	VINE ELEMENTARY	EL	\$ 6,030.00	\$ -	\$ -	1	\$ 6,030.00	-	\$ -	-	6/25/2008	Closed
LOS ANGELES	WEST COVINA UNIFIED	WESCOVE ELEMENTARY	EL	\$ 12,061.00	\$ -	\$ -	1	\$ 12,061.00	-	\$ -	-	6/25/2008	Closed

ATTACHMENT I - PROPOSITION 1D NEW CONSTRUCTION PROJECTS

YEARLY REPORT ON THE STATE GENERAL OBLIGATION BOND MEASURE FOR THE SCHOOL FACILITY PROGRAM - 2014

*State construction funds represent the State match for the project minus site acquisition funds.

**Does not include site acquisition funds or financial hardship funds.

***Includes multi-purpose rooms, administrative facilities, gymnasiums, and libraries. Information not available for projects apportioned prior to January 2007.

County	District	School Name	Grade	State Construction Funds*	Total Site Acquisition Funds	Financial Hardship Funds	Classrooms	State Share Funds per Classroom**	Proposed Acres	Site Funds Per Acre	Non-Classroom Facility Square Footage***	Last SAB Date	Status	
LOS ANGELES	WHITTIER UNION HIGH	CALIFORNIA HIGH	HI	\$ 192,399.00	\$ -	\$ -	4	\$ 48,099.75	-	-	-	6/25/2008	100% Complete	
LOS ANGELES	WHITTIER UNION HIGH	CALIFORNIA HIGH	HI	\$ 145,833.00	\$ -	\$ -	8	\$ 18,229.13	-	-	-	6/25/2008	100% Complete	
LOS ANGELES	WILLIAM S. HART UNION HIGH	ACADEMY OF THE CANYONS	HI	\$ 3,644,919.00	\$ -	\$ -	10	\$ 364,491.90	-	-	4,478	4/28/2010	100% Complete	
LOS ANGELES	WISEBURN ELEMENTARY	CABRILLO (JUAN) ELEMENTARY	EL	\$ 137,927.00	\$ -	\$ -	11	\$ 12,538.82	-	-	7,236	6/25/2008	Closed	
LOS ANGELES County Totals				\$ 123,190,235.00	\$ 2,881,290.00	\$ 14,701,009.00								
MADERA	CHAWANAKEE UNIFIED	NEW HIGH SCHOOL	HI	\$ 34,627,260.00	\$ 563,754.00	\$ 19,765,404.00	24	\$ 1,442,802.50	46.40	\$ 12,149.87	17,889	12/10/2008	100% Complete	
MADERA	CHOWCHILLA UNION HIGH	CHOWCHILLA HIGH	HI	\$ 164,291.00	\$ -	\$ 164,291.00	9	\$ 18,254.56	-	-	-	6/25/2008	90% Complete	
MADERA	CHOWCHILLA UNION HIGH	CHOWCHILLA HIGH	HI	\$ 94,630.00	\$ -	\$ 94,630.00	5	\$ 18,926.00	-	-	-	6/25/2008	99% Complete	
MADERA	CHOWCHILLA UNION HIGH	CHOWCHILLA HIGH	HI	\$ 145,834.00	\$ -	\$ 145,834.00	8	\$ 18,229.25	-	-	-	6/25/2008	90% Complete	
MADERA	CHOWCHILLA UNION HIGH	CHOWCHILLA HIGH	HI	\$ 796,068.00	\$ -	\$ 742,723.00	2	\$ 398,034.00	-	-	-	6/25/2008	99% Complete	
MADERA	GOLDEN VALLEY UNIFIED	RANCHOS MIDDLE	MI	\$ 9,641,464.00	\$ 133,777.00	\$ -	21	\$ 459,117.33	19.98	\$ 6,695.55	29,608	6/25/2008	Closed	
MADERA	MADERA COUNTY OFFICE OF EDUCATION	ENTERPRISE SECONDARY	HI	\$ 31,121.00	\$ -	\$ 31,121.00	-	\$ -	-	-	-	6/25/2008	100% Complete	
MADERA	MADERA UNIFIED	PARKWOOD ELEMENTARY	EL	\$ 372,633.00	\$ -	\$ -	30	\$ 12,421.10	15.58	\$ -	14,440	6/25/2008	Closed	
MADERA County Totals				\$ 45,873,301.00	\$ 697,531.00	\$ 20,944,003.00								
MARIN	ROSS ELEMENTARY	ROSS ELEMENTARY	EL	\$ 6,764,658.00	\$ -	\$ -	12	\$ 563,721.50	-	-	-	4/28/2010	100% Complete	
MARIN	ROSS ELEMENTARY	ROSS ELEMENTARY	EL	\$ 1,314,814.00	\$ -	\$ -	-	\$ -	-	-	-	11,830	1/26/2011	100% Complete
MARIN County Totals				\$ 8,079,472.00	\$ -	\$ -								
MENDOCINO	MENDOCINO UNIFIED	MENDOCINO GRAMMAR	EL	\$ 1,425,790.00	\$ -	\$ 1,560,692.00	5	\$ 285,158.00	-	-	-	5/28/2008	100% Complete	
MENDOCINO County Totals				\$ 1,425,790.00	\$ -	\$ 1,560,692.00								
MERCED	DELHI UNIFIED	HARMONY RANCH ELEMENTARY	EL	\$ 97,942.00	\$ -	\$ -	7	\$ 13,991.71	-	-	-	6/25/2008	Closed	
MERCED	LE GRAND UNION ELEMENTARY	LE GRAND ELEMENTARY	EL	\$ 69,287.00	\$ -	\$ 69,287.00	7	\$ 9,898.14	-	-	-	6/25/2008	Closed	
MERCED	LOS BANOS UNIFIED	NEW LOS BANOS HIGH	HI	\$ 21,153,527.00	\$ 3,314,629.00	\$ -	61	\$ 346,779.13	65.00	\$ 50,994.29	88,446	12/10/2008	100% Complete	
MERCED	MCSWAIN UNION ELEMENTARY	MCSWAIN ELEMENTARY	EL	\$ 1,344,222.00	\$ -	\$ 1,240,705.00	3	\$ 448,074.00	-	-	3,108	8/27/2008	89% Complete	
MERCED	MERCED COUNTY OFFICE OF EDUCATION	ATWATER VALLEY COMMUNITY	HI	\$ 7,632,638.00	\$ 1,118,499.00	\$ 8,751,137.00	17	\$ 448,978.71	9.30	\$ 120,268.71	17,694	8/27/2008	78% Complete	
MERCED	MERCED COUNTY OFFICE OF EDUCATION	SCHLEBY	EL	\$ 1,040,924.50	\$ -	\$ 1,040,924.50	2	\$ 520,462.25	-	-	-	8/27/2008	96% Complete	
MERCED	MERCED COUNTY OFFICE OF EDUCATION	VALLEY COMMUNITY - MERCED ADDITION #2	EL	\$ 1,126,439.50	\$ -	\$ 1,126,439.50	5	\$ 225,287.90	-	-	-	8/27/2008	75% Complete	
MERCED	MERCED UNION HIGH	BELLEVUE ROAD AREA HIGH SCHOOL	HI	\$ 133,569.00	\$ -	\$ -	18	\$ 7,420.50	52.00	\$ -	-	12/15/2010	94% Complete	
MERCED	MERCED UNION HIGH	BELLEVUE ROAD AREA HIGH SCHOOL	HI	\$ 448,937.00	\$ -	\$ -	63	\$ 7,125.98	52.00	\$ -	-	12/15/2010	94% Complete	
MERCED County Totals				\$ 33,047,486.00	\$ 4,433,128.00	\$ 12,228,493.00								
MONTEREY	ALISAL UNION	ALISAL COMMUNITY	EL	\$ 653,135.00	\$ -	\$ 645,856.00	-	\$ -	-	-	-	2/24/2010	99% Complete	
MONTEREY	ALISAL UNION	BARDOIN ELEMENTARY	EL	\$ 88,390.00	\$ -	\$ 88,390.00	2	\$ 44,195.00	2.00	\$ -	-	12/10/2008	5% Complete	
MONTEREY	ALISAL UNION	FRANK PAUL ELEM.	EL	\$ 653,135.00	\$ -	\$ 645,856.00	-	\$ -	-	-	-	2/24/2010	99% Complete	
MONTEREY	ALISAL UNION	FREMONT ELEMENTARY	EL	\$ 653,135.00	\$ -	\$ 645,856.00	-	\$ -	-	-	-	2/24/2010	99% Complete	
MONTEREY	ALISAL UNION	NEW ELEMENTARY #12	EL	\$ 45,000.00	\$ -	\$ 45,000.00	-	\$ -	12.00	\$ -	-	6/25/2008	6% Complete	
MONTEREY	ALISAL UNION	NEW ELEMENTARY #14 (MATSUI)	EL	\$ 45,000.00	\$ -	\$ 45,000.00	-	\$ -	12.00	\$ -	-	6/25/2008	5% Complete	
MONTEREY	ALISAL UNION	NEW ELEMENTARY #15	EL	\$ 45,000.00	\$ -	\$ 45,000.00	-	\$ -	-	-	-	6/25/2008	Funds Released	
MONTEREY	ALISAL UNION	VIRGINIA ROCCA BARTON ELEMENTARY	EL	\$ 648,240.00	\$ -	\$ 640,961.00	-	\$ -	-	-	-	2/24/2010	99% Complete	
MONTEREY	GREENFIELD UNION ELEMENTARY	APPLE AVENUE	EL	\$ 7,852,730.00	\$ 152,200.00	\$ -	30	\$ 261,757.67	9.55	\$ 15,937.17	10,276	10/29/2008	100% Complete	
MONTEREY	MISSION UNION ELEMENTARY	MISSION ELEMENTARY	EL	\$ 1,301,505.50	\$ -	\$ 1,295,437.50	6	\$ 216,917.58	-	-	-	7/23/2008	100% Complete	
MONTEREY	MONTEREY COUNTY OFFICE OF EDUCATION	BOLSA KNOLLS MIDDLE SCHOOL SPECIAL EDUCATION	MI	\$ 1,648,005.00	\$ -	\$ 1,583,983.00	4	\$ 412,001.25	-	-	-	12/15/2010	99% Complete	
MONTEREY	MONTEREY COUNTY OFFICE OF EDUCATION	FAIRVIEW ELEMENTARY	EL	\$ 89,402.50	\$ -	\$ 85,826.50	2	\$ 44,701.25	-	-	-	12/10/2008	Funds Released	
MONTEREY	MONTEREY COUNTY OFFICE OF EDUCATION	SALINAS COMMUNITY	HI	\$ 367,800.00	\$ -	\$ 367,800.00	6	\$ 61,300.00	-	-	-	12/14/2011	2% Complete	
MONTEREY	NORTH MONTEREY COUNTY UNIFIED	NORTH MONTEREY COUNTY MIDDLE	MI	\$ 69,585.00	\$ -	\$ -	5	\$ 13,917.00	-	-	-	10/26/2011	100% Complete	
MONTEREY	SANTA RITA UNION ELEMENTARY	BOLSA KNOLLS MIDDLE	MI	\$ 7,830,203.00	\$ 126,836.00	\$ -	23	\$ 340,443.61	15.65	\$ 8,104.54	15,220	12/15/2010	100% Complete	
MONTEREY County Totals				\$ 21,990,266.00	\$ 279,036.00	\$ 6,134,966.00								
NAPA	NAPA COUNTY OFFICE OF EDUCATION	NAPA COUNTY COMMUNITY	MI	\$ 194,041.00	\$ -	\$ -	2	\$ 97,020.50	-	-	-	12/10/2008	Closed	
NAPA	NAPA VALLEY UNIFIED	AMERICAN CANYON HIGH	HI	\$ 848,860.00	\$ -	\$ -	84	\$ 10,105.48	44.00	\$ -	75,915	4/28/2010	100% Complete	
NAPA County Totals				\$ 1,042,901.00	\$ -	\$ -								
NEVADA	CHICAGO PARK ELEMENTARY	CHICAGO PARK ELEMENTARY	EL	\$ 1,108,706.00	\$ -	\$ 1,034,034.00	4	\$ 277,176.50	-	-	-	4/28/2010	99% Complete	
NEVADA County Totals				\$ 1,108,706.00	\$ -	\$ 1,034,034.00								
ORANGE	ANAHEIM CITY	ABRAHAM LINCOLN ELEMENTARY	EL	\$ 120,965.00	\$ -	\$ -	23	\$ 5,259.35	-	-	-	12/12/2012	Funds Released	
ORANGE	FULLERTON JOINT UNION HIGH	LA VISTA CONTINUATION HIGH	HI	\$ 590,083.00	\$ -	\$ -	19	\$ 31,057.00	-	-	16,000	6/25/2008	Closed	
ORANGE	HUNTINGTON BEACH UNION HIGH	HUNTINGTON BEACH HIGH	HI	\$ 61,208.00	\$ -	\$ -	3	\$ 20,402.67	-	-	-	6/25/2008	Closed	
ORANGE	IRVINE UNIFIED	DEERFIELD ELEMENTARY	EL	\$ 68,526.00	\$ -	\$ -	4	\$ 9,321.14	-	-	-	12/14/2011	100% Complete	
ORANGE	IRVINE UNIFIED	PA 40 MIDDLE	MI	\$ 9,319,667.00	\$ 29,966.00	\$ -	30	\$ 310,655.57	20.00	\$ 1,468.30	16,700	12/10/2008	75% Complete	
ORANGE	IRVINE UNIFIED	STONEGATE ELEMENTARY	EL	\$ 7,838,373.00	\$ 18,241,417.00	\$ -	29	\$ 270,288.72	10.07	\$ 1,811,461.47	14,762	12/10/2008	100% Complete	
ORANGE	IRVINE UNIFIED	UNIVERSITY HIGH	HI	\$ 245,342.00	\$ -	\$ -	12	\$ 20,445.17	-	-	-	6/25/2008	Closed	
ORANGE	IRVINE UNIFIED	WOODBRIDGE HIGH	HI	\$ 230,390.00	\$ -	\$ -	12	\$ 19,199.17	-	-	-	12/14/2011	98% Complete	
ORANGE	NEWPORT-MESA UNIFIED	NEWPORT HARBOR HIGH	HI	\$ 14,985,519.00	\$ -	\$ -	16	\$ 936,594.94	-	-	-	7/23/2008	100% Complete	
ORANGE	ORANGE COUNTY OFFICE OF EDUCATION	COMMUNITY SCHOOL #10	HI	\$ 11,631,334.00	\$ -	\$ 11,631,334.00	22	\$ 528,697.00	5.82	\$ -	11,079	2/24/2010	100% Complete	
ORANGE	SADDEBACK VALLEY UNIFIED	TRABUCO ELEMENTARY	EL	\$ 45,516.00	\$ -	\$ -	4	\$ 11,379.00	-	-	-	6/25/2008	Closed	
ORANGE	SADDEBACK VALLEY UNIFIED	TRABUCO HILLS HIGH ADDITION	HI	\$ 363,868.00	\$ -	\$ -	20	\$ 18,193.40	-	-	-	6/25/2008	100% Complete	
ORANGE	TUSTIN UNIFIED	FOOTHILL HIGH	HI	\$ 5,997,506.00	\$ -	\$ -	14	\$ 428,393.29	-	-	-	8/4/2010	100% Complete	
ORANGE	TUSTIN UNIFIED	HICKS CANYON	EL	\$ 2,491,862.00	\$ -	\$ -	12	\$ 207,655.17	-	-	-	12/15/2010	100% Complete	
ORANGE	TUSTIN UNIFIED	ORCHARD HILLS	EL	\$ 15,131,397.00	\$ 30,142,883.00	\$ -	49	\$ 308,804.02	15.01	\$ 2,008,186.74	32,524	10/29/2008	100% Complete	
ORANGE County Totals				\$ 69,122,555.00	\$ 48,413,666.00	\$ 11,631,334.00								

ATTACHMENT I - PROPOSITION 1D NEW CONSTRUCTION PROJECTS

YEARLY REPORT ON THE STATE GENERAL OBLIGATION BOND MEASURE FOR THE SCHOOL FACILITY PROGRAM - 2014

**State construction funds represent the State match for the project minus site acquisition funds.

***Does not include site acquisition funds or financial hardship funds.

****Includes multi-purpose rooms, administrative facilities, gymnasiums, and libraries. Information not available for projects apportioned prior to January 2007.

County	District	School Name	Grade	State Construction Funds*	Total Site Acquisition Funds	Financial Hardship Funds	Classrooms	State Share Funds per Classroom**	Proposed Acres	Site Funds Per Acre	Non-Classroom Facility Square Footage***	Last SAB Date	Status
PLACER		DRY CREEK JOINT ELEMENTARY											
		CREEKVIEW RANCH MIDDLE	MI	\$ 805,207.00	\$ -	\$ -	29	\$ 27,765.76	22.58	\$ -		44,911	6/25/2008 99% Complete
PLACER		PLACER COUNTY OFFICE OF EDUCATION											
		SECRET Ravine	EL	\$ 94,766.50	\$ -	\$ 17,008.50	2	\$ 47,383.25	-	\$ -			3/28/2012 100% Complete
PLACER		ROCKLIN UNIFIED											
		SUNSET RANCH ELEMENTARY	EL	\$ 8,898,958.00	\$ 1,950,763.00	\$ -	32	\$ 278,092.44	10.24	\$ 190,504.20		19,484	10/29/2008 100% Complete
PLACER		ROSEVILLE JOINT UNION HIGH											
		ROSEVILLE HIGH	HI	\$ 284,087.00	\$ -	\$ -	15	\$ 18,939.13	1.40	\$ -			6/25/2008 Closed
PLACER County Totals				\$ 10,083,018.50	\$ 1,950,763.00	\$ 17,008.50							
RIVERSIDE		BANNING UNIFIED											
		BANNING HIGH	HI	\$ 174,399.00	\$ -	\$ -	23	\$ 7,582.57	-	\$ -			12/15/2010 100% Complete
RIVERSIDE		COACHELLA VALLEY UNIFIED											
		OASIS ELEMENTARY	EL	\$ 182,742.00	\$ -	\$ -	14	\$ 13,053.00	21.50	\$ -			6/25/2008 99% Complete
RIVERSIDE		COACHELLA VALLEY UNIFIED											
		OASIS ELEMENTARY	EL	\$ 343,613.00	\$ -	\$ -	25	\$ 13,744.52	21.50	\$ -			6/25/2008 99% Complete
RIVERSIDE		COACHELLA VALLEY UNIFIED											
		SALTON CITY ELEMENTARY	EL	\$ 9,241,324.00	\$ 333,250.00	\$ -	31	\$ 298,107.23	13.80	\$ 24,148.55			6/25/2008 100% Complete
RIVERSIDE		COACHELLA VALLEY UNIFIED											
		VALLE DEL SOL ELEMENTARY (BOBBY G. DUKE ELEM)	EL	\$ 551,475.00	\$ -	\$ -	2	\$ 275,737.50	-	\$ -			4/28/2010 Closed
RIVERSIDE		CORONA-NORCO UNIFIED											
		AUGUSTINE RAMIREZ INTERMEDIATE	MI	\$ -	\$ 4,093,337.00	\$ -	50	\$ -	23.78	\$ 172,133.60			10/6/2010 90% Complete
RIVERSIDE		CORONA-NORCO UNIFIED											
		CENTENNIAL HIGH	HI	\$ 5,461,368.00	\$ -	\$ -	13	\$ 420,105.23	-	\$ -			8/4/2010 95% Complete
RIVERSIDE		CORONA-NORCO UNIFIED											
		LOUIS VANDERMOLLEN ELEMENTARY	EL	\$ 10,525,758.00	\$ 4,121,363.00	\$ -	37	\$ 284,479.95	9.96	\$ 413,791.47			6/25/2008 95% Complete
RIVERSIDE		DESERT SANDS UNIFIED											
		NEW HIGH SCHOOL NO. 4	HI	\$ 40,435,988.00	\$ 781,897.00	\$ -	85	\$ 475,717.51	46.95	\$ 16,653.82			8/4/2010 100% Complete
RIVERSIDE		DESERT SANDS UNIFIED											
		NEW MIDDLE SCHOOL NO. 8	MI	\$ 16,934,134.00	\$ 1,495,775.00	\$ -	48	\$ 352,794.46	26.42	\$ 58,842.45			8/4/2010 100% Complete
RIVERSIDE		HEMET UNIFIED											
		COTTONWOOD ELEMENTARY	EL	\$ 738,669.00	\$ -	\$ -	1	\$ 738,669.00	-	\$ -			6/25/2008 100% Complete
RIVERSIDE		HEMET UNIFIED											
		RANCHO VIEJO MIDDLE	MI	\$ 707,587.00	\$ -	\$ -	52	\$ 13,607.44	-	\$ -			6/25/2008 100% Complete
RIVERSIDE		MENIFEE UNION ELEMENTARY											
		ELEMENTARY SCHOOL #11	EL	\$ 465,697.00	\$ -	\$ -	38	\$ 12,255.18	11.00	\$ -			10,632 6/25/2008 Closed
RIVERSIDE		MENIFEE UNION ELEMENTARY											
		ELEMENTARY SCHOOL #8	EL	\$ 465,698.00	\$ -	\$ -	38	\$ 12,255.21	10.65	\$ -			9,162 6/25/2008 Closed
RIVERSIDE		MENIFEE UNION ELEMENTARY											
		MIDDLE SCHOOL #3	MI	\$ 13,627,395.00	\$ 3,356,057.00	\$ -	41	\$ 332,375.49	20.00	\$ 167,802.85			42,429 8/27/2008 Closed
RIVERSIDE		MORENO VALLEY UNIFIED											
		ALESSANDRO	HI	\$ 202,665.00	\$ -	\$ -	12	\$ 16,888.75	-	\$ -			6/25/2008 Closed
RIVERSIDE		MORENO VALLEY UNIFIED											
		BADGER SPRINGS MIDDLE	MI	\$ 897,138.00	\$ -	\$ -	8	\$ 112,142.25	-	\$ -			12/10/2008 Closed
RIVERSIDE		MORENO VALLEY UNIFIED											
		EDGE MONT ELEMENTARY	EL	\$ 260,485.00	\$ -	\$ -	2	\$ 130,242.50	-	\$ -			12/10/2008 Closed
RIVERSIDE		MORENO VALLEY UNIFIED											
		MOUNTAIN VIEW MIDDLE	MI	\$ 878,960.00	\$ -	\$ -	8	\$ 109,795.00	-	\$ -			12/10/2008 Closed
RIVERSIDE		MORENO VALLEY UNIFIED											
		SUNNYMEAD MIDDLE	MI	\$ 1,297,937.00	\$ -	\$ -	8	\$ 162,242.13	-	\$ -			12/10/2008 Closed
RIVERSIDE		MURRIETA VALLEY UNIFIED											
		MCELHINNEY MIDDLE	MI	\$ 21,065,251.00	\$ 2,872,792.00	\$ -	64	\$ 329,144.55	27.31	\$ 105,191.94			129,996 10/29/2008 98% Complete
RIVERSIDE		MURRIETA VALLEY UNIFIED											
		MURRIETA MESA HIGH	HI	\$ 619,753.00	\$ -	\$ -	84	\$ 7,378.01	47.00	\$ -			86,210 4/28/2010 100% Complete
RIVERSIDE		MURRIETA VALLEY UNIFIED											
		MURRIETA VALLEY HIGH	HI	\$ 44,801.00	\$ -	\$ -	7	\$ 6,400.14	-	\$ -			6/25/2008 Closed
RIVERSIDE		PALM SPRINGS UNIFIED											
		DESERT SPRINGS MIDDLE	MI	\$ 22,529.00	\$ -	\$ -	8	\$ 2,816.13	-	\$ -			6/25/2008 Closed
RIVERSIDE		PALM SPRINGS UNIFIED											
		RIO VISTA ELEMENTARY	EL	\$ 1,973,700.00	\$ -	\$ -	6	\$ 328,716.67	-	\$ -			6/25/2008 Closed
RIVERSIDE		PALO VERDE UNIFIED											
		APPLBY (FELIX J.) ELEMENTARY	EL	\$ 354,852.00	\$ -	\$ 354,852.00	22	\$ 16,129.64	10.00	\$ -			13,494 6/25/2008 100% Complete
RIVERSIDE		PERRIS ELEMENTARY											
		GOOD HOPE ELEMENTARY	EL	\$ 198,194.00	\$ -	\$ -	2	\$ 99,097.00	-	\$ -			10/29/2008 Closed
RIVERSIDE		PERRIS ELEMENTARY											
		PARK AVENUE ELEMENTARY	EL	\$ 99,097.00	\$ -	\$ -	1	\$ 99,097.00	-	\$ -			10/29/2008 Closed
RIVERSIDE		PERRIS ELEMENTARY											
		PERRIS ELEMENTARY	EL	\$ 317,110.00	\$ -	\$ -	2	\$ 158,555.00	-	\$ -			10/29/2008 Closed
RIVERSIDE		RIVERSIDE COUNTY OFFICE OF EDUCATION											
		JURUPA COMMUNITY	HI	\$ -	\$ 793,345.00	\$ 622,747.00	7	\$ -	4.60	\$ 172,466.30			8/4/2010 100% Complete
RIVERSIDE		RIVERSIDE COUNTY OFFICE OF EDUCATION											
		MORENO VALLEY COMM. LEARNING CTR	HI	\$ 2,125,242.50	\$ -	\$ 2,054,359.50	7	\$ 303,606.07	2.13	\$ -			4/28/2010 98% Complete
RIVERSIDE		RIVERSIDE COUNTY OFFICE OF EDUCATION											
		MURRIETA REGIONAL LEARNING CENTER (SDC)	HI	\$ 2,368,189.00	\$ -	\$ 2,368,189.00	8	\$ 296,023.63	7.27	\$ -			4/28/2010 95% Complete
RIVERSIDE		RIVERSIDE UNIFIED											
		CENTRAL MIDDLE	MI	\$ 1,176,738.00	\$ -	\$ -	42	\$ 27,993.76	-	\$ -			12/15/2010 99% Complete
RIVERSIDE		RIVERSIDE UNIFIED											
		FRANK AUGUSTUS MILLER MIDDLE	MI	\$ 15,166,768.00	\$ 5,127,958.00	\$ -	42	\$ 361,113.52	17.99	\$ 285,044.91			32,690 8/27/2008 100% Complete
RIVERSIDE		ROMOLAND ELEMENTARY											
		NEW MIDDLE	MI	\$ 552,466.00	\$ -	\$ -	51	\$ 10,832.67	19.95	\$ -			30,765 12/12/2012 Funds Released
RIVERSIDE		SAN JACINTO UNIFIED											
		MOUNTAIN VIEW HIGH	HI	\$ 5,516,075.00	\$ 750.00	\$ -	11	\$ 501,461.36	-	\$ -			7/23/2008 100% Complete
RIVERSIDE County Totals				\$ 155,033,197.50	\$ 22,976,524.00	\$ 5,400,147.50							
SACRAMENTO		ELK GROVE UNIFIED											
		COSUMNES OAKS HIGH	HI	\$ 274,867.00	\$ -	\$ -	1	\$ 274,867.00	-	\$ -			12/12/2012 Funds Released
SACRAMENTO		GALT JOINT UNION HIGH											
		ESTRELLITA CONTINUATION HIGH	HI	\$ 125,066.00	\$ -	\$ -	8	\$ 15,633.25	7.47	\$ -			3,854 6/25/2008 Closed
SACRAMENTO		GALT JOINT UNION HIGH											
		LIBERTY RANCH HIGH	HI	\$ 832,990.00	\$ -	\$ -	45	\$ 18,510.89	40.00	\$ -			70,966 6/25/2008 100% Complete
SACRAMENTO		NATOMAS UNIFIED											
		H. ALLEN HIGHT LEARNING CENTER	EL	\$ 1,282,500.00	\$ -	\$ -	79	\$ 16,234.18	19.52	\$ -			60,499 6/25/2008 100% Complete
SACRAMENTO		RIVER DELTA JOINT UNIFIED											
		ISLETON ELEMENTARY	EL	\$ 628,249.00	\$ -	\$ -	3	\$ 209,416.33	-	\$ -			10/29/2008 Closed
SACRAMENTO County Totals				\$ 3,143,672.00	\$ -	\$ -							
SAN BERNARDINO		ADELANTO ELEMENTARY											
		ELEMENTARY #21	EL	\$ 10,871,795.00	\$ -	\$ 8,851,505.00	35	\$ 310,622.71	14.00	\$ -			18,362 4/28/2010 84% Complete
SAN BERNARDINO		ADELANTO ELEMENTARY											
		Gus Franklin Elementary	EL	\$ 842,676.00	\$ -	\$ 755,529.00	18	\$ 46,815.33	15.53	\$ -			4/28/2010 Funds Released
SAN BERNARDINO		ADELANTO ELEMENTARY											
		NEW ELEMENTARY NO. 2 - EL MIRAGE	EL	\$ 3,624,552.00	\$ 25,750.00	\$ 3,650,302.00	10	\$ 362,455.20	9.60	\$ 2,682.29			8,498 10/29/2008 99% Complete
SAN BERNARDINO		ADELANTO ELEMENTARY											
		New Elementary School Site #23	EL	\$ 10,196,368.00	\$ 750.00	\$ 10,049,788.00	35	\$ 287,138.23	18.43	\$ 40.69			21,989 8/27/2008 100% Complete
SAN BERNARDINO		ADELANTO ELEMENTARY											
		New Middle School Site #25	MI	\$ 20,645,127.00	\$ -	\$							

ATTACHMENT I - PROPOSITION 1D NEW CONSTRUCTION PROJECTS

YEARLY REPORT ON THE STATE GENERAL OBLIGATION BOND MEASURE FOR THE SCHOOL FACILITY PROGRAM - 2014

*State construction funds represent the State match for the project minus site acquisition funds.

**Does not include site acquisition funds or financial hardship funds.

***Includes multi-purpose rooms, administrative facilities, gymnasiums, and libraries. Information not available for projects apportioned prior to January 2007.

County	District	School Name	Grade	State Construction Funds*	Total Site Acquisition Funds	Financial Hardship Funds	Classrooms	State Share Funds per Classroom**	Proposed Acres	Site Funds Per Acre	Non-Classroom Facility Square Footage***	Last SAB Date	Status
SAN BERNARDINO	SAN BERNARDINO CITY UNIFIED	GRACIANO GOMEZ ELEMENTARY	EL	\$ 150,873.28	\$ 51,589.72	\$ 63,200.00	27	\$ 5,587.90	13.74	\$ 3,754.71	14,410	12/14/2011	55% Complete
SAN BERNARDINO	SAN BERNARDINO CITY UNIFIED	H. FRANK DOMINGUEZ ELEMENTARY	EL	\$ 160,297.00	\$ -	\$ 77,126.00	20	\$ 8,014.85	10.50	\$ -	18,246	3/28/2012	50% Complete
SAN BERNARDINO	SAN BERNARDINO CITY UNIFIED	HIGHLAND PACIFIC ELEMENTARY	EL	\$ 1,152,299.50	\$ -	\$ 1,152,299.50	3	\$ 384,099.83	-	\$ -	-	6/25/2008	99% Complete
SAN BERNARDINO	SAN BERNARDINO CITY UNIFIED	HILLSIDE ELEMENTARY	EL	\$ 1,168,072.50	\$ -	\$ 1,168,072.50	3	\$ 389,357.50	-	\$ -	-	6/25/2008	99% Complete
SAN BERNARDINO	SAN BERNARDINO CITY UNIFIED	HUNT ELEMENTARY	EL	\$ 1,172,495.50	\$ -	\$ 1,172,495.50	3	\$ 390,831.83	-	\$ -	-	6/25/2008	99% Complete
SAN BERNARDINO	SAN BERNARDINO CITY UNIFIED	INDIAN SPRINGS HIGH	HI	\$ 21,077,012.00	\$ 680,666.00	\$ 26,884,789.00	70	\$ 301,100.17	35.76	\$ 19,034.28	56,617	6/25/2008	99% Complete
SAN BERNARDINO	SAN BERNARDINO CITY UNIFIED	LANKERSHIM ELEMENTARY	HI	\$ 17,294.00	\$ -	\$ -	15	\$ 1,152.93	5.49	\$ -	-	5/22/2013	Apportioned
SAN BERNARDINO	SAN BERNARDINO CITY UNIFIED	LINCOLN ELEMENTARY	EL	\$ 1,159,506.00	\$ -	\$ -	3	\$ 386,502.00	-	\$ -	-	6/27/2012	Funds Released
SAN BERNARDINO	SAN BERNARDINO CITY UNIFIED	LITTLE MOUNTAIN ELEMENTARY	EL	\$ 6,804,063.69	\$ 2,641,200.00	\$ 9,445,263.69	28	\$ 243,002.27	6.74	\$ 391,869.44	14,322	4/28/2010	96% Complete
SAN BERNARDINO	SAN BERNARDINO CITY UNIFIED	LYTLE CREEK ELEMENTARY	EL	\$ 29,113.00	\$ -	\$ -	3	\$ 9,704.33	-	\$ -	-	5/22/2013	Apportioned
SAN BERNARDINO	SAN BERNARDINO CITY UNIFIED	MUSCOY ELEMENTARY	EL	\$ 1,139,011.00	\$ -	\$ -	3	\$ 379,670.33	-	\$ -	-	6/27/2012	Funds Released
SAN BERNARDINO	SAN BERNARDINO CITY UNIFIED	NORTH VERDEMONT ELEMENTARY	EL	\$ 1,167,560.50	\$ -	\$ 1,167,560.50	3	\$ 389,186.83	-	\$ -	-	7/23/2008	99% Complete
SAN BERNARDINO	SAN BERNARDINO CITY UNIFIED	PAKUMA K-8 SCHOOL	EL	\$ 786,944.00	\$ -	\$ 42,500.00	39	\$ 20,178.05	18.00	\$ -	-	5/22/2013	40% Complete
SAN BERNARDINO	SAN BERNARDINO CITY UNIFIED	RIO VISTA ELEMENTARY	EL	\$ 1,233,554.50	\$ -	\$ 1,233,554.50	3	\$ 411,184.83	-	\$ -	-	6/25/2008	99% Complete
SAN BERNARDINO	SAN BERNARDINO CITY UNIFIED	ROOSEVELT ELEMENTARY	EL	\$ 1,227,712.50	\$ -	\$ 1,227,712.50	3	\$ 409,237.50	-	\$ -	-	7/23/2008	99% Complete
SAN BERNARDINO	SAN BERNARDINO CITY UNIFIED	VERMONT ELEMENTARY	EL	\$ 1,177,923.00	\$ -	\$ -	3	\$ 382,641.00	-	\$ -	-	6/27/2012	Funds Released
SAN BERNARDINO	SAN BERNARDINO CITY UNIFIED	WILSON ELEMENTARY	EL	\$ 31,516.00	\$ -	\$ -	3	\$ 10,505.33	-	\$ -	-	5/22/2013	Apportioned
SAN BERNARDINO	SAN BERNARDINO COUNTY OFFICE OF EDUCATION	ADELANTO HIGH	HI	\$ 89,402.50	\$ -	\$ 89,402.50	2	\$ 44,701.25	-	\$ -	-	12/10/2008	Funds Released
SAN BERNARDINO	SAN BERNARDINO COUNTY OFFICE OF EDUCATION	Apple Valley North Early Ed Center	EL	\$ 4,582,151.00	\$ -	\$ 4,582,151.00	12	\$ 381,845.92	4.70	\$ -	2,920	8/4/2010	90% Complete
SAN BERNARDINO	SAN BERNARDINO COUNTY OFFICE OF EDUCATION	Chico Hills Early Ed Center	EL	\$ -	\$ 291,669.00	\$ 45,131.00	-	\$ -	4.10	\$ 71,138.78	-	7/23/2008	47% Complete
SAN BERNARDINO	SAN BERNARDINO COUNTY OFFICE OF EDUCATION	SNOWLINE YOUNG ADULT CENTER	HI	\$ -	\$ 7,500.00	\$ 7,500.00	4	\$ -	2.83	\$ 2,650.18	525	7/23/2008	40% Complete
SAN BERNARDINO	SAN BERNARDINO COUNTY OFFICE OF EDUCATION	TRI-CITY COMMUNITY DAY SCHOOL	HI	\$ 1,801,116.00	\$ -	\$ 2,514,441.00	6	\$ 300,186.00	2.17	\$ -	-	8/4/2010	80% Complete
SAN BERNARDINO	SAN BERNARDINO COUNTY OFFICE OF EDUCATION	YUCAIPA-CALIMESA JOINT UNIFIED	EL	\$ 439,087.00	\$ -	\$ -	34	\$ 12,914.32	10.60	\$ -	17,241	6/25/2008	Closed
SAN BERNARDINO County Totals				\$ 229,067,252.05	\$ 21,215,722.72	\$ 122,626,061.69							
SAN DIEGO	CARLSBAD UNIFIED	SAGE CREEK HIGH	HI	\$ 942,773.00	\$ -	\$ -	57	\$ 16,539.88	56.84	\$ -	-	5/22/2013	Funds Released
SAN DIEGO	ESCONDIDO UNION HIGH	DEL LAGO ACADEMY (FORMERLY CITACADO HS)	HI	\$ 984,239.00	\$ -	\$ -	36	\$ 27,339.97	17.82	\$ -	-	12/12/2012	Funds Released
SAN DIEGO	ESCONDIDO UNION HIGH	ESCONDIDO HIGH	HI	\$ 951,757.00	\$ -	\$ -	2	\$ 475,878.50	-	\$ -	-	12/10/2008	100% Complete
SAN DIEGO	ESCONDIDO UNION HIGH	ORANGE GLEN HIGH	HI	\$ 817,320.00	\$ -	\$ -	2	\$ 408,660.00	-	\$ -	-	12/10/2008	100% Complete
SAN DIEGO	ESCONDIDO UNION HIGH	SAN PASQUAL HIGH	HI	\$ 805,739.00	\$ -	\$ -	2	\$ 402,869.50	-	\$ -	-	12/10/2008	100% Complete
SAN DIEGO	OCEANSIDE CITY UNIFIED	PACIFICA ELEMENTARY	EL	\$ 197,906.00	\$ -	\$ -	16	\$ 12,369.13	-	\$ -	16,351	6/25/2008	Closed
SAN DIEGO	POWAY UNIFIED	BLACK MOUNTAIN MIDDLE	MI	\$ 3,539,834.00	\$ -	\$ -	13	\$ 272,986.17	-	\$ -	-	12/10/2008	100% Complete
SAN DIEGO	POWAY UNIFIED	DEL NORTE HIGH	EL	\$ 23,484,671.00	\$ 3,119,917.00	\$ -	73	\$ 321,708.45	60.00	\$ 51,998.62	90,763	7/23/2008	100% Complete
SAN DIEGO	POWAY UNIFIED	DEL SUR ELEMENTARY	EL	\$ 439,174.00	\$ -	\$ -	34	\$ 12,916.88	10.11	\$ -	16,552	6/25/2008	Closed
SAN DIEGO	POWAY UNIFIED	MEADOWBROOK MIDDLE	MI	\$ 4,456,295.00	\$ -	\$ -	15	\$ 297,086.33	-	\$ -	-	12/10/2008	100% Complete
SAN DIEGO	POWAY UNIFIED	WILLOW GROVE ELEMENTARY	EL	\$ 7,939,105.00	\$ 1,121,137.00	\$ -	30	\$ 264,636.83	10.08	\$ 111,223.91	16,869	7/23/2008	Closed
SAN DIEGO	RANCHO SANTA FE ELEMENTARY	ROGER ROWE MIDDLE	MI	\$ 1,078,871.00	\$ 1,657,486.00	\$ -	1	\$ 1,078,871.00	2.15	\$ 770,923.72	-	2/23/2011	100% Complete
SAN DIEGO	SAN DIEGUITO UNION HIGH	SAN DIEGUITO HIGH ACADEMY	HI	\$ 1,835,637.00	\$ -	\$ -	5	\$ 367,127.40	-	\$ -	-	7/23/2008	92% Complete
SAN DIEGO	SAN MARCOS UNIFIED	CARRILLO ELEMENTARY	EL	\$ 244,580.00	\$ -	\$ -	2	\$ 122,290.00	-	\$ -	-	12/10/2008	Closed
SAN DIEGO	SAN MARCOS UNIFIED	NEW ELEMENTARY #2	EL	\$ 332,708.00	\$ -	\$ -	28	\$ 11,882.43	11.16	\$ -	17,471	6/25/2008	99% Complete
SAN DIEGO	SAN MARCOS UNIFIED	RICHLAND ELEMENTARY	EL	\$ 103,780.00	\$ -	\$ -	1	\$ 103,780.00	-	\$ -	-	6/25/2008	Closed
SAN DIEGO	SAN MARCOS UNIFIED	SAN ELIJO MIDDLE	MI	\$ 3,279,762.00	\$ -	\$ -	12	\$ 273,313.50	-	\$ -	-	4/28/2010	Closed
SAN DIEGO	SANTEE ELEMENTARY	CAJON PARK ELEMENTARY YR	EL	\$ 3,439,364.00	\$ -	\$ -	18	\$ 191,075.78	-	\$ -	-	8/4/2010	99% Complete
SAN DIEGO	SANTEE ELEMENTARY	CARLTON HILLS ELEMENTARY	HI	\$ 2,796,372.00	\$ -	\$ -	10	\$ 279,637.20	-	\$ -	-	12/15/2010	100% Complete
SAN DIEGO	SANTEE ELEMENTARY	CARLTON OAKS ELEMENTARY	EL	\$ 2,049,148.00	\$ -	\$ -	7	\$ 292,735.43	-	\$ -	-	12/15/2010	100% Complete
SAN DIEGO	SANTEE ELEMENTARY	CARLTON OAKS ELEMENTARY	MI	\$ 959,828.00	\$ -	\$ -	3	\$ 319,942.67	-	\$ -	-	12/15/2010	100% Complete
SAN DIEGO	SANTEE ELEMENTARY	RIO SECO ELEMENTARY	EL	\$ 2,875,449.00	\$ -	\$ -	10	\$ 287,544.90	-	\$ -	-	12/15/2010	100% Complete
SAN DIEGO	SWEETWATER UNION HIGH	HILLTOP SENIOR HIGH	HI	\$ 20,119.00	\$ -	\$ -	3	\$ 6,706.33	-	\$ -	-	6/25/2008	99% Complete
SAN DIEGO	SWEETWATER UNION HIGH	SAN YSIDRO HIGH	HI	\$ 495,661.00	\$ -	\$ -	25	\$ 19,826.44	-	\$ -	-	6/25/2008	99% Complete
SAN DIEGO	SWEETWATER UNION HIGH	SWEETWATER UNION HIGH	HI	\$ 7,585,553.00	\$ -	\$ -	16	\$ 474,097.06	-	\$ -	-	12/15/2010	99% Complete
SAN DIEGO County Totals				\$ 71,655,545.00	\$ 5,898,540.00	\$ -							
SAN JOAQUIN	BANTA ELEMENTARY	RIVER ISLANDS ELEMENTARY	EL	\$ 5,207,002.00	\$ 833,778.00	\$ -	13	\$ 400,538.62	11.57	\$ 72,063.79	-	4/28/2010	85% Complete
SAN JOAQUIN	BANTA ELEMENTARY	RIVER ISLANDS MIDDLE	MI	\$ 5,409,452.00	\$ 1,146,454.00	\$ -	11	\$ 491,768.36	16.64	\$ 68,897.48	-	4/28/2010	85% Complete
SAN JOAQUIN	LAMMERSVILLE JOINT UNIFIED	BETHANY ELEMENTARY	EL	\$ 8,275,796.00	\$ -	\$ -	32	\$ 258,618.63	15.00	\$ -	15,530	2/24/2010	Closed
SAN JOAQUIN	LODI UNIFIED	BEAR CREEK HIGH	HI	\$ 6,968,039.00	\$ -	\$ -	19	\$ 366,738.89	-	\$ -	-	10/29/2008	Closed
SAN JOAQUIN	LODI UNIFIED	DELTA SIERRA MIDDLE	MI	\$ 1,132,491.00	\$ -	\$ -	4	\$ 283,122.75	-	\$ -	-	4/28/2010	100% Complete
SAN JOAQUIN	LODI UNIFIED	LAWRENCE ELEMENTARY	EL	\$ 5,041,683.00	\$ -	\$ -	21	\$ 240,080.14	-	\$ -	-	9/24/2008	Closed
SAN JOAQUIN	LODI UNIFIED	PONDESTA RANCH ELEMENTARY	EL	\$ 10,416,325.00	\$ 951,872.00	\$ -	34	\$ 306,362.50	10.00	\$ 95,187.20	10,335	10/29/2008	Closed
SAN JOAQUIN	STOCKTON UNIFIED	PEYTON ELEMENTARY	EL	\$ 9,500,586.00	\$ 1,486,923.00	\$ -	33	\$ 287,896.55	12.66	\$ 117,450.47	14,587	5/22/2013	Closed
SAN JOAQUIN	STOCKTON UNIFIED	SPANOS ELEMENTARY	EL	\$ 8,232,209.00	\$ 2,159,669.00	\$ -	19	\$ 433,274.16	2.11	\$ 1,023,539.81	14,515	5/22/2013	Closed
SAN JOAQUIN	TRACY JOINT UNIFIED	KIMBALL HIGH	HI	\$ 1,495,297.00	\$ -	\$ -	81	\$ 18,460.46	52.93	\$ -	69,905	6/25/2008	96% Complete
SAN JOAQUIN County Totals				\$ 61,678,880.00	\$ 6,578,696.00	\$ -							
SAN MATEO	BELMONT-REDWOOD SHORES ELEMENTARY	REDWOOD SHORES	EL	\$ 4,558,313.00	\$ 4,164,759.00	\$ -	16	\$ 284,894.56	7.10	\$ 586,585.77	9,800	2/23/2011	Funds Released
SAN MATEO	MENLO PARK CITY ELEMENTARY	ENCINAL ELEMENTARY	EL	\$ 5,599,796.00	\$ 50,855.00	\$ -	19	\$ 294,726.11	-	\$ -	-	4/28/2010	100% Complete
SAN MATEO	SEQUOIA UNION HIGH	5TH AVENUE ALTERNATIVE	HI	\$ 158,890.00	\$ -	\$ -	12	\$ 13,240.83	1.65	\$ -	5,625	6/27/2012	100% Complete
SAN MATEO County Totals				\$ 10,316,999.00	\$ 4,215,614.00	\$ -							
SANTA BARBARA	BUELLTON UNION ELEMENTARY	OAK VALLEY ELEMENTARY	EL	\$ 1,433,097.00	\$ -	\$ -	9	\$ 159,233.00	-	\$ -	-	6/25/2008	Closed
SANTA BARBARA County Totals				\$ 1,433,097.00	\$ -	\$ -							
SANTA CLARA	EAST SIDE UNION HIGH	HILL (ANDREW P.) HIGH	HI	\$ 4,437,601.00	\$ -	\$ -	9	\$ 493,066.78	-	\$ -	-	6/25/2008	Closed
SANTA CLARA	GILROY UNIFIED	CHRISTOPHER HIGH SCHOOL	HI	\$ 18,497,398.70	\$ 10,406,449.00	\$ -	44	\$ 420,395.43	40.10	\$ 259,512.44	42,545	6/25/2008	99% Complete
SANTA CLARA	GILROY UNIFIED	LAS ANIMAS ELEMENTARY	EL	\$ 2,277,673.00	\$ -	\$ -	8	\$ 284,709.13	-	\$ -	330	12/14/2011	100% Complete
SANTA CLARA	LUTHER BURBANK ELEMENTARY	LUTHER BURBANK ELEMENTARY	EL	\$ 2,093,019.00	\$ -	\$ -	7	\$ 299,002.71	-	\$ -	-	12/10/2008	100% Complete
SANTA CLARA	SAN JOSE UNIFIED	BROADWAY CONTINUATION HIGH	HI	\$ 33,874.00	\$ -	\$ -	-	\$ -	-	\$ -	3,850	6/27/2012	Funds Released
SANTA CLARA	SAN JOSE UNIFIED	HACIENDA ELEMENTARY	EL	\$ 3,417,757.00	\$ -	\$ -	14	\$ 244,125.50	-	\$ -	-	12/10/2008	100% Complete

ATTACHMENT I - PROPOSITION 1D NEW CONSTRUCTION PROJECTS

YEARLY REPORT ON THE STATE GENERAL OBLIGATION BOND MEASURE FOR THE SCHOOL FACILITY PROGRAM - 2014

*State construction funds represent the State match for the project minus site acquisition funds.

**Does not include site acquisition funds or financial hardship funds.

***Includes multi-purpose rooms, administrative facilities, gymnasiums, and libraries. Information not available for projects apportioned prior to January 2007.

County	District	School Name	Grade	State Construction Funds*	Total Site Acquisition Funds	Financial Hardship Funds	Classrooms	State Share Funds per Classroom**	Proposed Acres	Site Funds Per Acre	Non-Classroom Facility Square Footage***	Last SAB Date	Status	
SANTA CLARA	SAN JOSE UNIFIED	LINCOLN (ABRAHAM) HIGH	HI	\$ 1,490,455.00	\$ -	\$ -	4	\$ 372,613.75	-	-	-	6/25/2008	Closed	
SANTA CLARA	SAN JOSE UNIFIED	SAN JOSE HIGH ACADEMY	HI	\$ 1,111,157.00	\$ -	\$ -	4	\$ 277,789.25	-	-	-	9/24/2008	Closed	
SANTA CLARA	SAN JOSE UNIFIED	WILLOW GLEN HIGH	HI	\$ 1,892,110.00	\$ -	\$ -	5	\$ 378,422.00	-	-	-	10/6/2010	100% Complete	
SANTA CLARA County Totals				\$ 35,251,044.70	\$ 10,406,449.00	\$ -								
SANTA CRUZ	SANTA CRUZ COUNTY OFFICE OF EDUCATION	GREEN VALLEY COMMUNITY SCHOOL	HI	\$ 20,190.00	\$ -	\$ 20,190.00	11	\$ 1,835.45	1.57	\$ -	-	6/25/2008	25% Complete	
SANTA CRUZ County Totals				\$ 20,190.00	\$ -	\$ 20,190.00								
SHASTA	MILLVILLE ELEMENTARY	MILLVILLE ELEMENTARY	EL	\$ 106,364.00	\$ -	\$ -	1	\$ 106,364.00	-	-	-	12/10/2008	Closed	
SHASTA	SHASTA COUNTY OFFICE OF EDUCATION	Magnolia Independent Learning Center	MI	\$ 162,507.50	\$ -	\$ 162,507.50	4	\$ 40,626.88	-	-	-	4/28/2010	Funds Released	
SHASTA	SHASTA COUNTY OFFICE OF EDUCATION	Oasis Community School	HI	\$ 406,308.50	\$ -	\$ 400,686.50	6	\$ 67,718.08	-	-	10,222	4/28/2010	7% Complete	
SHASTA County Totals				\$ 675,180.00	\$ -	\$ 563,194.00								
SOLANO	FAIRFIELD-SUISUN UNIFIED	CORDELIA HILLS ELEMENTARY	EL	\$ 531,481.00	\$ -	\$ -	31	\$ 17,144.55	8.11	\$ -	-	13,180	6/25/2008	Closed
SOLANO	VACAVILLE UNIFIED	WOOD (WILL C.) HIGH	HI	\$ 6,578,744.00	\$ -	\$ -	16	\$ 411,171.50	-	-	-	4/28/2010	Closed	
SOLANO County Totals				\$ 7,110,225.00	\$ -	\$ -								
SONOMA	MARK WEST UNION	JOHN B. RIEBLI ELEMENTARY	EL	\$ 2,350,653.00	\$ -	\$ -	10	\$ 235,065.30	-	-	-	4/28/2010	100% Complete	
SONOMA	OAK GROVE UNION ELEMENTARY	WILLOWSIDE MIDDLE	MI	\$ 15,997.00	\$ -	\$ -	1	\$ 15,997.00	-	-	-	6/25/2008	Closed	
SONOMA	SONOMA COUNTY OFFICE OF EDUCATION	COMMUNITY SCHOOL - PROPOSED	HI	\$ 3,330,747.00	\$ 1,786,197.00	\$ 5,116,944.00	7	\$ 475,821.00	4.34	\$ 411,566.13	7,747	3/14/2013	99% Complete	
SONOMA	SONOMA VALLEY UNIFIED	SONOMA CHARTER (MIDDLE)	MI	\$ 34,456.00	\$ -	\$ -	2	\$ 17,228.00	1.10	\$ -	-	6/25/2008	100% Complete	
SONOMA	WRIGHT ELEMENTARY	NEW ELEMENTARY	EL	\$ -	\$ 3,146,004.00	\$ -	20	\$ -	9.01	\$ 349,168.04	-	12/15/2010	100% Complete	
SONOMA County Totals				\$ 5,731,853.00	\$ 4,932,201.00	\$ 5,116,944.00								
STANISLAUS	CERES UNIFIED	Elementary 15	EL	\$ 1,634,711.50	\$ -	\$ 1,634,711.50	39	\$ 41,915.68	13.00	\$ -	-	12/14/2011	10% Complete	
STANISLAUS	CERES UNIFIED	LUCAS ELEMENTARY	EL	\$ 653,686.00	\$ -	\$ 563,348.00	14	\$ 46,691.86	10.49	\$ -	-	12/15/2010	65% Complete	
STANISLAUS	CERES UNIFIED	WALY L HANLINE ELEMENTARY	EL	\$ 42,672.00	\$ 455,113.00	\$ 455,113.00	32	\$ 455,113.00	9.02	\$ 50,455.99	-	12/15/2010	25% Complete	
STANISLAUS	DENAIR UNIFIED	DENAIR ELEMENTARY	EL	\$ 42,672.00	\$ -	\$ 42,672.00	3	\$ 14,224.00	-	-	-	6/25/2008	Closed	
STANISLAUS	DENAIR UNIFIED	DENAIR MIDDLE	MI	\$ 254,360.00	\$ -	\$ 254,360.00	17	\$ 14,962.35	18.23	\$ -	17,998	6/25/2008	Closed	
STANISLAUS	HUGHSON UNIFIED	HUGHSON ELEMENTARY	EL	\$ 14,224.00	\$ -	\$ -	1	\$ 14,224.00	-	-	-	6/25/2008	Closed	
STANISLAUS	OAKDALE JOINT UNIFIED	OAKDALE JUNIOR HIGH	MI	\$ 59,566.00	\$ -	\$ -	4	\$ 14,891.50	-	-	-	6/25/2008	Closed	
STANISLAUS	OAKDALE JOINT UNIFIED	OAKDALE JUNIOR HIGH	MI	\$ 1,602,451.00	\$ -	\$ -	7	\$ 228,921.57	-	-	-	4/28/2010	99% Complete	
STANISLAUS	PATTERSON JOINT UNIFIED	PATTERSON HIGH	HI	\$ 26,382.00	\$ -	\$ -	3	\$ 8,794.00	-	-	-	6/25/2008	90% Complete	
STANISLAUS	RIVERBANK UNIFIED	ADELANTE CONTINUATION HIGH	HI	\$ 22,460.00	\$ -	\$ -	4	\$ 5,615.00	-	-	-	6/27/2012	Funds Released	
STANISLAUS	RIVERBANK UNIFIED	RIVERBANK ELEMENTARY	EL	\$ 296,521.00	\$ -	\$ -	26	\$ 11,404.65	8.67	\$ -	29,755	6/25/2008	Closed	
STANISLAUS	STANISLAUS COUNTY OFFICE OF EDUCATION	Alternative Education #1	HI	\$ 386,162.00	\$ -	\$ 386,162.00	7	\$ 55,166.00	3.53	\$ -	-	4/28/2010	37% Complete	
STANISLAUS	STANISLAUS COUNTY OFFICE OF EDUCATION	Alternative Education #2	HI	\$ 303,515.00	\$ -	\$ 303,515.00	5	\$ 60,703.00	3.50	\$ -	-	4/28/2010	Funds Released	
STANISLAUS	STANISLAUS COUNTY OFFICE OF EDUCATION	Alternative Education #3	MI	\$ 160,526.00	\$ -	\$ 160,526.00	3	\$ 53,508.67	3.00	\$ -	-	4/28/2010	5% Complete	
STANISLAUS	STANISLAUS COUNTY OFFICE OF EDUCATION	JOHN F KENNEDY HIGH SCHOOL	HI	\$ 983,426.50	\$ 399,028.00	\$ 1,362,454.50	18	\$ 54,634.81	2.30	\$ 173,490.43	-	4/28/2010	99% Complete	
STANISLAUS	STANISLAUS COUNTY OFFICE OF EDUCATION	OAKDALE ALTERNATIVE EDUCATION HIGH SCHOOL	HI	\$ 407,473.00	\$ 938,951.50	\$ 1,321,424.50	7	\$ 58,210.43	4.90	\$ 191,622.76	-	7/23/2008	99% Complete	
STANISLAUS	STANISLAUS COUNTY OFFICE OF EDUCATION	PATTERSON SPECIAL EDUCATION & ALTERNATIVE EDU	HI	\$ 905,767.00	\$ 1,891,713.00	\$ 2,725,377.00	7	\$ 129,395.29	3.13	\$ 604,381.15	4,748	2/24/2010	75% Complete	
STANISLAUS	STANISLAUS COUNTY OFFICE OF EDUCATION	SPECIAL EDUCATION SCHOOL	HI	\$ 284,299.00	\$ -	\$ 284,299.00	6	\$ 47,383.17	-	-	-	4/28/2010	51% Complete	
STANISLAUS	STANISLAUS UNION ELEMENTARY	PRESCOTT SENIOR ELEMENTARY	MI	\$ 1,850,572.00	\$ -	\$ -	7	\$ 264,367.43	-	-	-	12/14/2011	100% Complete	
STANISLAUS County Totals				\$ 9,888,774.00	\$ 3,684,805.50	\$ 9,493,962.50								
SUTTER	FRANKLIN ELEMENTARY	FRANKLIN ELEMENTARY	EL	\$ 434,680.00	\$ -	\$ -	1	\$ 434,680.00	-	-	-	12/10/2008	Closed	
SUTTER	SUTTER COUNTY OFFICE OF EDUCATION	RIVERBEND ELEMENTARY	EL	\$ 1,290,377.00	\$ -	\$ 1,290,377.00	10	\$ 129,037.70	-	-	-	8/4/2010	100% Complete	
SUTTER	YUBA CITY UNIFIED	BRIDGE STREET ELEMENTARY	EL	\$ 55,017.00	\$ -	\$ -	1	\$ 55,017.00	-	-	5,362	6/25/2008	Closed	
SUTTER County Totals				\$ 1,780,074.00	\$ -	\$ 1,290,377.00								
TEHAMA	RED BLUFF UNION ELEMENTARY	BIDWELL ELEMENTARY	EL	\$ 173,798.00	\$ -	\$ -	1	\$ 173,798.00	-	-	-	12/10/2008	Closed	
TEHAMA	RED BLUFF UNION ELEMENTARY	BIDWELL ELEMENTARY	EL	\$ 104,430.00	\$ -	\$ -	1	\$ 104,430.00	-	-	-	12/10/2008	Closed	
TEHAMA	RED BLUFF UNION ELEMENTARY	JACKSON HEIGHTS ELEMENTARY	EL	\$ 35,062.00	\$ -	\$ -	1	\$ 35,062.00	-	-	-	12/10/2008	Closed	
TEHAMA	REEDS CREEK ELEMENTARY	REEDS CREEK ELEMENTARY	EL	\$ 15,997.00	\$ -	\$ 15,997.00	1	\$ 15,997.00	-	-	-	6/25/2008	5% Complete	
TEHAMA	RICHFIELD ELEMENTARY	RICHFIELD ELEMENTARY	EL	\$ 354,065.00	\$ -	\$ 274,697.00	2	\$ 177,032.50	-	-	-	6/27/2012	100% Complete	
TEHAMA County Totals				\$ 683,352.00	\$ -	\$ 290,694.00								
TULARE	ALPAUGH UNIFIED	ALPAUGH ELEMENTARY	EL	\$ 333,536.50	\$ -	\$ 333,536.50	8	\$ 41,692.06	-	-	-	12/14/2011	15% Complete	
TULARE	ALTA VISTA ELEMENTARY	OLIVE AVENUE ELEMENTARY	EL	\$ 481,998.50	\$ 1,092,000.00	\$ 1,550,461.50	12	\$ 40,166.54	13.92	\$ 78,448.28	-	12/15/2010	79% Complete	
TULARE	BUENA VISTA ELEMENTARY	BUENA VISTA ELEMENTARY	EL	\$ 7,670.00	\$ -	\$ -	2	\$ 3,835.00	-	-	-	12/14/2011	90% Complete	
TULARE	BURTON UNIFIED	NEW ELEMENTARY-LOMBARDI	EL	\$ 210,193.00	\$ -	\$ -	34	\$ 6,182.15	9.50	\$ -	13,191	9/24/2008	100% Complete	
TULARE	EARLIMART ELEMENTARY	ALUJA ELEMENTARY	EL	\$ 1,067,935.00	\$ -	\$ 1,067,935.00	6	\$ 177,989.17	-	-	-	9/24/2008	100% Complete	
TULARE	EARLIMART ELEMENTARY	EARLIMART ELEMENTARY	EL	\$ 1,670,101.00	\$ -	\$ 1,645,030.00	6	\$ 278,350.17	-	-	-	10/29/2008	100% Complete	
TULARE	EARLIMART ELEMENTARY	EARLIMART INTERMEDIATE	EL	\$ 1,245,347.00	\$ -	\$ 1,142,246.00	8	\$ 155,668.38	-	-	-	9/24/2008	100% Complete	
TULARE	HOPE ELEMENTARY	HOPE ELEMENTARY	EL	\$ 7,158.00	\$ -	\$ 7,158.00	3	\$ 2,386.00	-	-	-	6/25/2008	90% Complete	
TULARE	LIBERTY ELEMENTARY	LIBERTY ELEMENTARY	EL	\$ 79,390.00	\$ 1,554,800.00	\$ 1,634,190.00	16	\$ 4,961.88	19.60	\$ 79,326.53	11,210	12/15/2010	5% Complete	
TULARE	LINDSAY UNIFIED	HICKORY ELEMENTARY	EL	\$ 7,239,776.00	\$ 516,026.00	\$ 7,750,802.00	23	\$ 314,772.87	18.10	\$ 28,509.72	7,717	12/10/2008	98% Complete	
TULARE	LINDSAY UNIFIED	New High School	HI	\$ 13,954,913.00	\$ 850,950.00	\$ 14,100,076.00	38	\$ 367,232.87	34.58	\$ 24,608.16	27,319	9/24/2008	100% Complete	
TULARE	MONSON-SULTANA JOINT UNION ELEMENTARY	MONSON-SULTANA ELEMENTARY	EL	\$ 1,150,984.00	\$ -	\$ 1,063,035.00	4	\$ 287,746.00	-	-	-	10/29/2008	100% Complete	
TULARE	OAK VALLEY UNION ELEMENTARY	OAK VALLEY ELEMENTARY	EL	\$ 89,226.00	\$ -	\$ -	10	\$ 8,922.60	10.36	\$ -	-	6/27/2012	20% Complete	
TULARE	OAK VALLEY UNION ELEMENTARY	OAK VALLEY ELEMENTARY	EL	\$ 250,000.00	\$ -	\$ -	9	\$ 27,777.78	-	-	-	6/27/2012	Funds Released	
TULARE	PALO VERDE UNION ELEMENTARY	PALO VERDE ELEMENTARY	EL	\$ 1,001,281.00	\$ 487,500.00	\$ 1,057,022.00	7	\$ 143,040.14	9.51	\$ 51,261.83	-	6/27/2012	Funds Released	
TULARE	PORTERVILLE UNIFIED	SANTA FE ELEMENTARY	EL	\$ 65,162.00	\$ -	\$ -	5	\$ 13,032.40	-	-	-	6/25/2008	Funds Released	
TULARE	SEQUOIA UNION ELEMENTARY	SEQUOIA ELEMENTARY	EL	\$ 2,095,400.00	\$ -	\$ 2,045,178.00	4	\$ 523,850.00	-	-	-	3/20/2013	Funds Released	
TULARE	SUNDALE UNION ELEMENTARY	SUNDALE ELEMENTARY	EL	\$ 282,457.00	\$ -	\$ -	5	\$ 56,491.40	-	-	-	5/22/2013	Apportioned	

ATTACHMENT I - PROPOSITION 1D NEW CONSTRUCTION PROJECTS

YEARLY REPORT ON THE STATE GENERAL OBLIGATION BOND MEASURE FOR THE SCHOOL FACILITY PROGRAM - 2014

*State construction funds represent the State match for the project minus site acquisition funds.

**Does not include site acquisition funds or financial hardship funds.

***Includes multi-purpose rooms, administrative facilities, gymnasiums, and libraries. Information not available for projects apportioned prior to January 2007.

County	District	School Name	Grade	State Construction Funds*	Total Site Acquisition Funds	Financial Hardship Funds	Classrooms	State Share Funds per Classroom**	Proposed Acres	Site Funds Per Acre	Non-Classroom Facility Square Footage***	Last SAB Date	Status
TULARE	TERRA BELLA UNION ELEMENTARY	SMITH (CARL) MIDDLE	MI	\$ 269,775.00	\$ -	\$ -	4	\$ 67,443.75	-	-	-	12/12/2012	Funds Released
TULARE	TERRA BELLA UNION ELEMENTARY	TERRA BELLA ELEMENTARY	EL	\$ 276,656.00	\$ -	\$ -	5	\$ 55,331.20	-	-	-	5/22/2013	Apportioned
TULARE	TULARE CITY ELEMENTARY	NEW SCHOOL	EL	\$ 553,719.00	\$ -	\$ -	46	\$ 12,037.37	17.10	\$ -	41,625	12/14/2011	24% Complete
TULARE	TULARE COUNTY OFFICE OF EDUCATION	MAPLE L C	EL	\$ 501,010.00	\$ -	\$ 386,279.00	2	\$ 250,505.00	-	-	-	12/15/2010	50% Complete
TULARE	TULARE COUNTY OFFICE OF EDUCATION	MISSION OAK HIGH	HI	\$ 396,798.00	\$ -	\$ 308,530.00	1	\$ 396,798.00	-	-	-	12/15/2010	95% Complete
TULARE	TULARE COUNTY OFFICE OF EDUCATION	SCICON SPECIAL EDUCATION CENTER	EL	\$ 89,402.50	\$ -	\$ 63,141.50	2	\$ 44,701.25	-	-	-	6/25/2008	95% Complete
TULARE	TULARE COUNTY OFFICE OF EDUCATION	WILSON MIDDLE	MI	\$ 44,701.00	\$ -	\$ 44,701.00	1	\$ 44,701.00	-	-	-	6/25/2008	50% Complete
TULARE	VISALIA UNIFIED	ANNIE R. MITCHELL	EL	\$ 399,217.00	\$ -	\$ -	33	\$ 12,097.48	11.00	\$ -	8,820	6/25/2008	100% Complete
TULARE	VISALIA UNIFIED	GOLDEN WEST HIGH	HI	\$ 306,916.00	\$ -	\$ -	1	\$ 306,916.00	-	-	-	10/29/2008	Closed
TULARE	VISALIA UNIFIED	IVANHOE ELEMENTARY	EL	\$ 225,321.00	\$ -	\$ -	1	\$ 225,321.00	-	-	-	12/15/2010	100% Complete
TULARE	VISALIA UNIFIED	SHANNON RANCH	EL	\$ 146,703.00	\$ -	\$ -	28	\$ 5,239.39	11.10	\$ -	-	12/14/2011	98% Complete
TULARE County Totals				\$ 34,442,644.50	\$ 4,501,276.00	\$ 34,199,321.50							
VENTURA	FILLMORE UNIFIED	RIO VISTA ELEMENTARY	EL	\$ 5,548,154.00	\$ 7,800,750.00	\$ -	26	\$ 213,390.54	10.14	\$ 769,304.73	-	7/23/2008	55% Complete
VENTURA	VENTURA COUNTY OFFICE OF EDUCATION	CAMARILLO (ADOLFO) HIGH	HI	\$ 947,664.00	\$ -	\$ 947,664.00	20	\$ 47,383.20	1.84	\$ -	-	12/15/2010	5% Complete
VENTURA County Totals				\$ 6,495,818.00	\$ 7,800,750.00	\$ 947,664.00							
YOLO	ESPARTO UNIFIED	ESPARTO MIDDLE	MI	\$ 1,246,311.00	\$ -	\$ -	1	\$ 1,246,311.00	-	-	14,620	12/14/2011	100% Complete
YOLO	WASHINGTON UNIFIED	BRIDGEWAY ISLAND ELEMENTARY	EL	\$ 2,217,495.00	\$ -	\$ -	9	\$ 246,388.33	-	-	-	8/27/2008	Closed
YOLO	WASHINGTON UNIFIED	ELKHORN VILLAGE ELEMENTARY	MI	\$ 3,069,338.00	\$ -	\$ -	11	\$ 279,030.73	-	-	-	8/27/2008	Closed
YOLO	WASHINGTON UNIFIED	RIVER CITY SENIOR HIGH	HI	\$ 20,049,194.00	\$ 9,143,387.00	\$ -	84	\$ 238,680.88	61.03	\$ 149,817.91	100,573	9/24/2008	100% Complete
YOLO	WASHINGTON UNIFIED	SOUTHPORT ELEMENTARY	EL	\$ 2,550,640.00	\$ 12,019.00	\$ -	10	\$ 255,064.00	-	-	-	5/22/2013	Closed
YOLO	WASHINGTON UNIFIED	STONEGATE ELEMENTARY	EL	\$ 420,124.00	\$ -	\$ -	33	\$ 12,731.03	10.76	\$ -	12,932	6/25/2008	Closed
YOLO	WASHINGTON UNIFIED	STONEGATE ELEMENTARY	EL	\$ 42,672.00	\$ -	\$ -	3	\$ 14,224.00	-	-	-	6/25/2008	Closed
YOLO	WASHINGTON UNIFIED	STONEGATE ELEMENTARY	EL	\$ 948,048.00	\$ -	\$ -	4	\$ 237,012.00	-	-	-	9/24/2008	Closed
YOLO County Totals				\$ 30,543,822.00	\$ 9,155,406.00	\$ -							
YUBA	MARYSVILLE JOINT UNIFIED	ARBOGA ELEMENTARY	EL	\$ 691,721.00	\$ -	\$ -	5	\$ 138,344.20	-	-	-	6/25/2008	Funds Released
YUBA	MARYSVILLE JOINT UNIFIED	ARBOGA ELEMENTARY	EL	\$ 699,490.00	\$ -	\$ -	4	\$ 174,872.50	-	-	-	12/10/2008	100% Complete
YUBA	MARYSVILLE JOINT UNIFIED	CEDAR LANE ELEMENTARY	EL	\$ 1,248,641.00	\$ -	\$ -	5	\$ 249,728.20	-	-	-	12/10/2008	93% Complete
YUBA	MARYSVILLE JOINT UNIFIED	COVILLAUD ELEMENTARY	EL	\$ 114,907.00	\$ -	\$ -	1	\$ 114,907.00	-	-	-	12/10/2008	95% Complete
YUBA	MARYSVILLE JOINT UNIFIED	DOBBINS ELEMENTARY	EL	\$ 14,112.00	\$ -	\$ -	2	\$ 7,056.00	-	-	-	6/25/2008	100% Complete
YUBA	MARYSVILLE JOINT UNIFIED	DOBBINS ELEMENTARY	EL	\$ 12,362.00	\$ -	\$ -	-	\$ -	-	-	-	12/15/2010	100% Complete
YUBA	MARYSVILLE JOINT UNIFIED	ELLA ELEMENTARY	EL	\$ 694,812.00	\$ -	\$ -	6	\$ 115,802.00	-	-	-	6/25/2008	Funds Released
YUBA	MARYSVILLE JOINT UNIFIED	ELLA ELEMENTARY	EL	\$ 52,964.00	\$ -	\$ -	10	\$ 5,296.40	-	-	-	5/22/2013	Apportioned
YUBA	MARYSVILLE JOINT UNIFIED	JOHNSON PARK ELEMENTARY	EL	\$ 20,720.00	\$ -	\$ -	3	\$ 6,906.67	-	-	-	6/25/2008	Funds Released
YUBA	MARYSVILLE JOINT UNIFIED	JOHNSON PARK ELEMENTARY	EL	\$ 38,504.00	\$ -	\$ -	8	\$ 4,813.00	-	-	-	12/14/2011	95% Complete
YUBA	MARYSVILLE JOINT UNIFIED	KYNOCH ELEMENTARY	EL	\$ 28,448.00	\$ -	\$ -	2	\$ 14,224.00	-	-	-	6/25/2008	Funds Released
YUBA	MARYSVILLE JOINT UNIFIED	KYNOCH ELEMENTARY	EL	\$ 523,808.00	\$ -	\$ -	2	\$ 261,904.00	-	-	-	12/10/2008	93% Complete
YUBA	MARYSVILLE JOINT UNIFIED	LINDA ELEMENTARY	EL	\$ 817,019.00	\$ -	\$ -	5	\$ 163,403.80	-	-	-	12/10/2008	93% Complete
YUBA	MARYSVILLE JOINT UNIFIED	LINDHURST HIGH	HI	\$ 16,583.00	\$ -	\$ -	2	\$ 8,291.50	-	-	-	6/25/2008	100% Complete
YUBA	MARYSVILLE JOINT UNIFIED	LINDHURST HIGH	HI	\$ 726,911.00	\$ -	\$ -	2	\$ 363,455.50	-	-	-	12/10/2008	90% Complete
YUBA	MARYSVILLE JOINT UNIFIED	LINDHURST HIGH	HI	\$ 99,637.00	\$ -	\$ -	14	\$ 7,116.93	-	-	-	2/23/2011	100% Complete
YUBA	MARYSVILLE JOINT UNIFIED	LOMA RICA ELEMENTARY	EL	\$ 28,448.00	\$ -	\$ -	3	\$ 9,482.67	-	-	-	6/25/2008	100% Complete
YUBA	MARYSVILLE JOINT UNIFIED	MARYSVILLE HIGH	HI	\$ 100,796.00	\$ -	\$ -	14	\$ 7,199.71	-	-	-	2/23/2011	100% Complete
YUBA	MARYSVILLE JOINT UNIFIED	MCKENNEY INTERMEDIATE	MI	\$ 14,854.00	\$ -	\$ -	4	\$ 3,713.50	-	-	-	6/25/2008	100% Complete
YUBA	MARYSVILLE JOINT UNIFIED	MCKENNEY INTERMEDIATE	MI	\$ 22,682.00	\$ -	\$ -	-	\$ -	-	-	-	12/15/2010	100% Complete
YUBA	MARYSVILLE JOINT UNIFIED	OLIVEHURST ELEMENTARY	EL	\$ 59,949.00	\$ -	\$ -	6	\$ 9,991.50	-	-	-	6/25/2008	Funds Released
YUBA	MARYSVILLE JOINT UNIFIED	OLIVEHURST ELEMENTARY	EL	\$ 38,615.00	\$ -	\$ -	8	\$ 4,826.88	-	-	-	6/27/2012	Funds Released
YUBA	MARYSVILLE JOINT UNIFIED	SOUTH LINDHURST CONTINUATION HIGH	HI	\$ 13,568.00	\$ -	\$ -	1	\$ 13,568.00	-	-	-	6/25/2008	100% Complete
YUBA	MARYSVILLE JOINT UNIFIED	YUBA FEATHER ELEMENTARY	EL	\$ 31,995.00	\$ -	\$ -	6	\$ 5,332.50	-	-	-	3/28/2012	75% Complete
YUBA	MARYSVILLE JOINT UNIFIED	YUBA GARDENS INTERMEDIATE	MI	\$ 50,734.00	\$ -	\$ -	2	\$ 25,367.00	-	-	-	12/15/2010	100% Complete
YUBA	MARYSVILLE JOINT UNIFIED	RIO DEL ORO ELEMENTARY	EL	\$ -	\$ 3,004.00	\$ -	28	\$ -	10.56	\$ 284.47	-	5/28/2008	100% Complete
YUBA County Totals				\$ 6,162,280.00	\$ 3,004.00	\$ -							
New Construction Grand Totals				\$ 1,211,281,134.75	\$ 208,187,186.22	\$ 283,511,392.69							

ATTACHMENT J - PROPOSITION 1D MODERNIZATION PROJECTS

YEARLY REPORT ON THE STATE GENERAL OBLIGATION BOND MEASURE FOR THE SCHOOL FACILITY PROGRAM - 2014

County	District	School Name	Grade	State Construction Funds	State Site Acquisition Funds	Financial Hardship Funds	Classrooms	Last SAB Date	Status
ALAMEDA	ALBANY UNIFIED	ALBANY HIGH	HI	\$ 2,257,612.00	\$ -	\$ -	-	6/27/2012	Funds Released
ALAMEDA	BERKELEY UNIFIED	BERKELEY HIGH	HI	\$ 5,332,153.00	\$ -	\$ -	-	12/12/2012	Funds Released
ALAMEDA	BERKELEY UNIFIED	EMERSON PRIMARY	EL	\$ 559,607.00	\$ -	\$ -	-	5/22/2013	Apportioned
ALAMEDA	BERKELEY UNIFIED	WASHINGTON PRIMARY	EL	\$ 679,138.00	\$ -	\$ -	-	8/27/2008	Closed
ALAMEDA	CAL. SCHOOL FOR THE BLIND	CAL. SCHOOL FOR THE BLIND	HI	\$ 1,326,687.00	\$ -	\$ -	31	1/24/2007	100% Complete
ALAMEDA	CAL. SCHOOL FOR THE DEAF - FREMONT	CAL. SCHOOL FOR THE DEAF - FREMONT	EL	\$ 5,884,597.00	\$ -	\$ -	19	3/28/2007	Closed
ALAMEDA	CASTRO VALLEY UNIFIED	CASTRO VALLEY HIGH	HI	\$ 2,299,820.00	\$ -	\$ -	1	5/22/2013	Funds Released
ALAMEDA	CASTRO VALLEY UNIFIED	CHABOT ELEMENTARY	EL	\$ 2,669,663.00	\$ -	\$ -	19	4/28/2010	Closed
ALAMEDA	CASTRO VALLEY UNIFIED	CREEKSIDE MIDDLE	MI	\$ 3,584,440.00	\$ -	\$ -	19	12/15/2010	100% Complete
ALAMEDA	CASTRO VALLEY UNIFIED	STANTON ELEMENTARY	EL	\$ 1,780,014.00	\$ -	\$ -	22	4/28/2010	Closed
ALAMEDA	DUBLIN UNIFIED	DUBLIN HIGH	HI	\$ 7,122,185.00	\$ -	\$ -	35	12/15/2010	100% Complete
ALAMEDA	EMERY UNIFIED	ANNA YATES ELEMENTARY	EL	\$ 459,242.00	\$ -	\$ -	7	9/24/2008	100% Complete
ALAMEDA	FREMONT UNIFIED	ARDENWOOD ELEMENTARY	EL	\$ 1,616,101.00	\$ -	\$ -	30	12/15/2010	100% Complete
ALAMEDA	HAYWARD UNIFIED	BURBANK ELEMENTARY	EL	\$ 913,043.00	\$ -	\$ -	9	9/26/2007	Closed
ALAMEDA	LIVERMORE VALLEY JOINT UNIFIED	GRANADA HIGH	HI	\$ 1,576,357.00	\$ -	\$ -	2	4/28/2010	100% Complete
ALAMEDA	LIVERMORE VALLEY JOINT UNIFIED	JACKSON AVENUE ELEMENTARY	EL	\$ 1,731,930.00	\$ -	\$ -	21	3/28/2007	100% Complete
ALAMEDA	LIVERMORE VALLEY JOINT UNIFIED	LIVERMORE HIGH	HI	\$ 2,550,500.00	\$ -	\$ -	-	4/28/2010	Closed
ALAMEDA	LIVERMORE VALLEY JOINT UNIFIED	PORTOLA (DON GASPAR DE) ELEMENTARY	EL	\$ 1,821,979.00	\$ -	\$ -	30	1/24/2007	100% Complete
ALAMEDA	LIVERMORE VALLEY JOINT UNIFIED	SUNSET ELEMENTARY	EL	\$ 2,251,496.00	\$ -	\$ -	26	1/24/2007	100% Complete
ALAMEDA	NEW HAVEN UNIFIED	ALVARADO MIDDLE	MI	\$ 1,019,435.00	\$ -	\$ -	-	12/14/2011	100% Complete
ALAMEDA	NEW HAVEN UNIFIED	CESAR CHAVEZ MIDDLE	MI	\$ 4,450,301.00	\$ -	\$ -	42	12/14/2011	100% Complete
ALAMEDA	OAKLAND UNIFIED	COLISEUM COLLEGE PREP ACADEMY	MI	\$ 1,809,637.00	\$ -	\$ -	32	12/14/2011	99% Complete
ALAMEDA	OAKLAND UNIFIED	COX ELEMENTARY	EL	\$ 1,850,453.00	\$ -	\$ -	32	12/14/2011	100% Complete
ALAMEDA	OAKLAND UNIFIED	EMERSON ELEMENTARY	EL	\$ 1,420,694.00	\$ -	\$ -	23	12/14/2011	100% Complete
ALAMEDA	OAKLAND UNIFIED	HARTE (BRET) JUNIOR HIGH	MI	\$ 2,855,505.00	\$ -	\$ -	36	12/14/2011	99% Complete
ALAMEDA	OAKLAND UNIFIED	HIGHLAND ELEMENTARY	EL	\$ 1,083,178.00	\$ -	\$ -	14	6/27/2012	Funds Released
ALAMEDA	OAKLAND UNIFIED	HOOPER ELEMENTARY	EL	\$ 1,867,512.00	\$ -	\$ -	20	12/14/2011	100% Complete
ALAMEDA	OAKLAND UNIFIED	LA ESCUELITA ELEMENTARY	EL	\$ 1,441,096.00	\$ -	\$ -	-	12/12/2012	Closed
ALAMEDA	OAKLAND UNIFIED	LAUREL ELEMENTARY	EL	\$ 1,214,237.00	\$ -	\$ -	12	12/14/2011	99% Complete
ALAMEDA	OAKLAND UNIFIED	MADISON MIDDLE	MI	\$ 1,493,935.00	\$ -	\$ -	19	12/14/2011	100% Complete
ALAMEDA	OAKLAND UNIFIED	MONTERA JUNIOR HIGH	MI	\$ 334,691.00	\$ -	\$ -	-	5/22/2013	Funds Released
ALAMEDA	OAKLAND UNIFIED	OAKLAND SENIOR HIGH	HI	\$ 13,283,682.00	\$ -	\$ -	69	6/27/2012	Funds Released
ALAMEDA	OAKLAND UNIFIED	OAKLAND TECHNICAL SENIOR HIGH	HI	\$ 240,122.00	\$ -	\$ -	-	5/22/2013	Funds Released
ALAMEDA	OAKLAND UNIFIED	PERALTA YEAR-ROUND ELEMENTARY	EL	\$ 1,098,694.00	\$ -	\$ -	14	12/14/2011	99% Complete
ALAMEDA	OAKLAND UNIFIED	SIMMONS (CALVIN) JUNIOR HIGH	MI	\$ 1,763,027.00	\$ -	\$ -	47	12/14/2011	100% Complete
ALAMEDA	OAKLAND UNIFIED	WESTLAKE JUNIOR HIGH	MI	\$ 2,667,791.00	\$ -	\$ -	36	12/12/2012	Funds Released
ALAMEDA	OAKLAND UNIFIED	WHITTIER ELEMENTARY	EL	\$ 1,007,334.00	\$ -	\$ -	16	12/14/2011	100% Complete
ALAMEDA	PIEDMONT CITY UNIFIED	BEACH ELEMENTARY	EL	\$ 2,262,584.00	\$ -	\$ -	14	12/12/2012	Funds Released
ALAMEDA	PIEDMONT CITY UNIFIED	HAVENS ELEMENTARY	EL	\$ 3,206,447.00	\$ -	\$ -	22	12/15/2010	99% Complete
ALAMEDA	PIEDMONT CITY UNIFIED	PIEDMONT HIGH	HI	\$ 5,091,893.00	\$ -	\$ -	36	12/14/2011	99% Complete
ALAMEDA	PIEDMONT CITY UNIFIED	PIEDMONT HIGH	HI	\$ 475,867.00	\$ -	\$ -	-	12/15/2010	95% Complete
ALAMEDA	PIEDMONT CITY UNIFIED	PIEDMONT HIGH	HI	\$ 578,439.00	\$ -	\$ -	-	12/15/2010	95% Complete
ALAMEDA	PIEDMONT CITY UNIFIED	PIEDMONT MIDDLE	MI	\$ 1,175,168.00	\$ -	\$ -	33	12/14/2011	Funds Released
ALAMEDA	PIEDMONT CITY UNIFIED	WILDWOOD ELEMENTARY	EL	\$ 2,183,893.00	\$ -	\$ -	15	12/14/2011	99% Complete
ALAMEDA	PLEASANTON UNIFIED	AMADOR VALLEY HIGH	HI	\$ 1,054,127.00	\$ -	\$ -	-	1/24/2007	Closed
ALAMEDA	PLEASANTON UNIFIED	AMADOR VALLEY HIGH	HI	\$ 321,228.00	\$ -	\$ -	3	1/30/2008	Closed
ALAMEDA	PLEASANTON UNIFIED	FOOTHILL HIGH	HI	\$ 538,140.00	\$ -	\$ -	3	1/24/2007	Closed
ALAMEDA	PLEASANTON UNIFIED	FOOTHILL HIGH	HI	\$ 1,869,491.00	\$ -	\$ -	5	8/27/2008	Closed
ALAMEDA	SAN LEANDRO UNIFIED	BANCROFT JUNIOR HIGH	MI	\$ 264,411.00	\$ -	\$ -	28	12/12/2012	Funds Released
ALAMEDA	SAN LEANDRO UNIFIED	MCKINLEY ELEMENTARY	EL	\$ 143,906.00	\$ -	\$ -	-	12/14/2011	100% Complete
ALAMEDA	SAN LEANDRO UNIFIED	MUIR (JOHN) JUNIOR HIGH	MI	\$ 126,161.00	\$ -	\$ -	-	12/12/2012	Funds Released
ALAMEDA	SAN LEANDRO UNIFIED	SAN LEANDRO HIGH	HI	\$ 643,548.00	\$ -	\$ -	-	12/14/2011	100% Complete
ALAMEDA	SAN LEANDRO UNIFIED	WILSON ELEMENTARY	EL	\$ 152,627.00	\$ -	\$ -	-	12/12/2012	Funds Released
ALAMEDA	SAN LORENZO UNIFIED	ARROYO HIGH	HI	\$ 736,256.00	\$ -	\$ -	4	12/12/2007	Closed
ALAMEDA	SAN LORENZO UNIFIED	SAN LORENZO HIGH	HI	\$ 995,308.00	\$ -	\$ -	13	12/12/2007	Closed
ALAMEDA County Totals				\$ 109,137,382.00	\$ -	\$ -			
BUTTE	BANGOR UNION ELEMENTARY	BANGOR ELEMENTARY	EL	\$ 620,249.00	\$ -	\$ 373,849.00	-	12/12/2012	1% Complete
BUTTE	BUTTE COUNTY OFFICE OF EDUCATION	MESA VISTA LANGUAGE AND HEARING	EL	\$ 541,033.00	\$ -	\$ 360,689.00	4	8/4/2010	100% Complete
BUTTE	BUTTE COUNTY OFFICE OF EDUCATION	OAKDALE HEIGHTS ELEMENTARY	EL	\$ 116,985.00	\$ -	\$ 77,990.00	1	8/4/2010	100% Complete
BUTTE County Totals				\$ 1,278,267.00	\$ -	\$ 812,528.00			
CALAVERAS	CALAVERAS UNIFIED	MOKELUMNE HILL ELEMENTARY	EL	\$ 487,319.00	\$ -	\$ -	8	12/12/2012	Funds Released

ATTACHMENT J - PROPOSITION 1D MODERNIZATION PROJECTS									
YEARLY REPORT ON THE STATE GENERAL OBLIGATION BOND MEASURE FOR THE SCHOOL FACILITY PROGRAM - 2014									
County	District	School Name	Grade	State Construction Funds	State Site Acquisition Funds	Financial Hardship Funds	Classrooms	Last SAB Date	Status
CALAVERAS	CALAVERAS UNIFIED	TOYON MIDDLE	MI	\$ 2,511,508.00	\$ -	\$ -	34	12/14/2011	100% Complete
CALAVERAS	MARK TWAIN UNION ELEMENTARY	COPPERPOLIS ELEMENTARY	EL	\$ 205,158.00	\$ -	\$ -	2	3/28/2007	Closed
CALAVERAS	MARK TWAIN UNION ELEMENTARY	MARK TWAIN ELEMENTARY	EL	\$ 716,299.00	\$ -	\$ -	6	1/24/2007	Closed
CALAVERAS County Totals				\$ 3,920,284.00	\$ -	\$ -			
COLUSA	PIERCE JOINT UNIFIED	PIERCE HIGH	HI	\$ 125,683.00	\$ -	\$ -	3	9/26/2007	Closed
COLUSA	PIERCE JOINT UNIFIED	PIERCE HIGH	HI	\$ 1,151,824.00	\$ -	\$ -	4	9/26/2007	Closed
COLUSA County Totals				\$ 1,277,507.00	\$ -	\$ -			
CONTRA COSTA	ANTIOCH UNIFIED	BIDWELL CONTINUATION HIGH	HI	\$ 989,040.00	\$ -	\$ 659,360.00	29	1/24/2007	100% Complete
CONTRA COSTA	ANTIOCH UNIFIED	BLACK DIAMOND MIDDLE	MI	\$ 99,504.00	\$ -	\$ -	-	5/22/2013	Apportioned
CONTRA COSTA	BRENTWOOD UNION	GARIN ELEMENTARY	EL	\$ 1,013,403.00	\$ -	\$ 84,150.00	11	12/12/2012	100% Complete
CONTRA COSTA	CONTRA COSTA COUNTY OFFICE OF EDUCATION	FLOYD I. MARCHUS	EL	\$ 2,172,563.00	\$ -	\$ 1,448,375.25	14	12/15/2010	99% Complete
CONTRA COSTA	CONTRA COSTA COUNTY OFFICE OF EDUCATION	LUCILLE MAUZY	EL	\$ 901,874.00	\$ -	\$ 601,249.00	8	12/15/2010	97% Complete
CONTRA COSTA	CONTRA COSTA COUNTY OFFICE OF EDUCATION	TURNER ELEMENTARY	EL	\$ 720,781.00	\$ -	\$ 480,521.00	2	12/15/2010	97% Complete
CONTRA COSTA	JOHN SWETT UNIFIED	JOHN SWETT HIGH	HI	\$ 3,978,185.00	\$ -	\$ -	24	12/12/2012	Funds Released
CONTRA COSTA	JOHN SWETT UNIFIED	JOHN SWETT HIGH	HI	\$ 2,086,919.00	\$ -	\$ -	-	3/28/2012	100% Complete
CONTRA COSTA	KNIGHTSEN ELEMENTARY	KNIGHTSEN ELEMENTARY	EL	\$ 1,575,170.00	\$ -	\$ 1,050,113.00	6	12/12/2007	Closed
CONTRA COSTA	MARTINEZ UNIFIED	ALHAMBRA SENIOR HIGH	HI	\$ 1,971,534.00	\$ -	\$ -	-	5/22/2013	Apportioned
CONTRA COSTA	MT. DIABLO UNIFIED	BEL AIR ELEMENTARY	EL	\$ 392,449.00	\$ -	\$ -	18	7/23/2008	Closed
CONTRA COSTA	MT. DIABLO UNIFIED	CLAYTON VALLEY HIGH	HI	\$ 3,746,862.00	\$ -	\$ -	60	7/23/2008	98% Complete
CONTRA COSTA	MT. DIABLO UNIFIED	COLLEGE PARK HIGH	HI	\$ 3,284,650.00	\$ -	\$ -	56	7/23/2008	98% Complete
CONTRA COSTA	MT. DIABLO UNIFIED	GLENBROOK MIDDLE	EL	\$ 282,500.00	\$ -	\$ -	27	7/23/2008	Closed
CONTRA COSTA	MT. DIABLO UNIFIED	NORTHGATE HIGH	HI	\$ 1,668,965.00	\$ -	\$ -	-	10/29/2008	Closed
CONTRA COSTA	MT. DIABLO UNIFIED	STRANDWOOD ELEMENTARY	EL	\$ 1,822,189.00	\$ -	\$ -	26	1/24/2007	Closed
CONTRA COSTA	MT. DIABLO UNIFIED	YGNACIO VALLEY ELEMENTARY	EL	\$ 431,776.00	\$ -	\$ -	18	7/23/2008	Closed
CONTRA COSTA	MT. DIABLO UNIFIED	YGNACIO VALLEY HIGH	HI	\$ 2,245,257.00	\$ -	\$ -	73	7/23/2008	Closed
CONTRA COSTA	OAKLEY UNION ELEMENTARY	GEHRINGER ELEMENTARY	EL	\$ 276,181.00	\$ -	\$ -	2	12/12/2007	Closed
CONTRA COSTA	OAKLEY UNION ELEMENTARY	OAKLEY ELEMENTARY	EL	\$ 673,378.00	\$ -	\$ -	22	10/24/2007	Closed
CONTRA COSTA	PITTSBURG UNIFIED	FOOTHILL ELEMENTARY	EL	\$ 2,144,388.00	\$ -	\$ -	24	8/27/2008	90% Complete
CONTRA COSTA	PITTSBURG UNIFIED	PITTSBURG SENIOR HIGH	HI	\$ 5,788,955.00	\$ -	\$ -	6	12/15/2010	75% Complete
CONTRA COSTA	PITTSBURG UNIFIED	RIVERSIDE HIGH (CONT.)	HI	\$ 2,769,871.00	\$ -	\$ -	15	12/12/2012	Funds Released
CONTRA COSTA	SAN RAMON VALLEY UNIFIED	CALIFORNIA HIGH	HI	\$ 1,153,764.00	\$ -	\$ -	-	12/12/2012	Funds Released
CONTRA COSTA	SAN RAMON VALLEY UNIFIED	MONTE VISTA HIGH	HI	\$ 2,924,449.00	\$ -	\$ -	-	5/22/2013	Funds Released
CONTRA COSTA	SAN RAMON VALLEY UNIFIED	PINE VALLEY INTERMEDIATE	MI	\$ 3,429,483.00	\$ -	\$ -	32	12/15/2010	100% Complete
CONTRA COSTA	WEST CONTRA COSTA UNIFIED	CASTRO ELEMENTARY	EL	\$ 2,751,343.00	\$ -	\$ -	11	5/22/2013	Apportioned
CONTRA COSTA	WEST CONTRA COSTA UNIFIED	DE ANZA SENIOR HIGH	HI	\$ 13,346,561.00	\$ -	\$ -	58	12/14/2011	77% Complete
CONTRA COSTA	WEST CONTRA COSTA UNIFIED	DOVER ELEMENTARY	EL	\$ 3,669,778.00	\$ -	\$ -	20	12/15/2010	95% Complete
CONTRA COSTA	WEST CONTRA COSTA UNIFIED	EL CERRITO SENIOR HIGH	HI	\$ 10,985,587.00	\$ -	\$ -	62	12/10/2008	Closed
CONTRA COSTA	WEST CONTRA COSTA UNIFIED	FORD ELEMENTARY	EL	\$ 3,402,970.00	\$ -	\$ -	16	12/15/2010	98% Complete
CONTRA COSTA	WEST CONTRA COSTA UNIFIED	HELMS JUNIOR HIGH	MI	\$ 3,781,072.00	\$ -	\$ -	45	7/23/2008	100% Complete
CONTRA COSTA	WEST CONTRA COSTA UNIFIED	KENNEDY HIGH	HI	\$ 1,612,867.00	\$ -	\$ -	-	12/12/2012	Funds Released
CONTRA COSTA	WEST CONTRA COSTA UNIFIED	KENNEDY HIGH	HI	\$ 4,973,266.00	\$ -	\$ -	-	12/12/2012	Funds Released
CONTRA COSTA	WEST CONTRA COSTA UNIFIED	KING ELEMENTARY	EL	\$ 2,531,648.00	\$ -	\$ -	21	12/15/2010	98% Complete
CONTRA COSTA	WEST CONTRA COSTA UNIFIED	NYSTROM ELEMENTARY	EL	\$ 776,969.00	\$ -	\$ -	23	12/12/2012	Funds Released
CONTRA COSTA	WEST CONTRA COSTA UNIFIED	OHLENE ELEMENTARY	EL	\$ 2,403,971.00	\$ -	\$ -	27	5/22/2013	Apportioned
CONTRA COSTA	WEST CONTRA COSTA UNIFIED	PINOLE MIDDLE	MI	\$ 3,690,574.00	\$ -	\$ -	39	12/15/2010	100% Complete
CONTRA COSTA	WEST CONTRA COSTA UNIFIED	PORTOLA JUNIOR HIGH	MI	\$ 3,728,911.00	\$ -	\$ -	-	5/22/2013	Apportioned
CONTRA COSTA	WEST CONTRA COSTA UNIFIED	RICHMOND HIGH	HI	\$ 4,943,977.00	\$ -	\$ -	-	6/27/2012	Funds Released
CONTRA COSTA	WEST CONTRA COSTA UNIFIED	RICHMOND HIGH	HI	\$ 6,655,867.00	\$ -	\$ -	-	6/27/2012	Funds Released
CONTRA COSTA County Totals				\$ 117,799,451.00	\$ -	\$ 4,323,768.25			
EL DORADO	BLACK OAK MINE UNIFIED	AMERICAN RIVER CHARTER	EL	\$ 257,980.00	\$ -	\$ 171,987.00	-	6/27/2012	5% Complete
EL DORADO	BLACK OAK MINE UNIFIED	DIVIDE HIGH	HI	\$ 174,629.00	\$ -	\$ 116,419.00	-	6/27/2012	5% Complete
EL DORADO	BLACK OAK MINE UNIFIED	GEORGETOWN ELEMENTARY	EL	\$ 809,351.00	\$ -	\$ -	-	1/24/2007	Closed
EL DORADO	BLACK OAK MINE UNIFIED	GEORGETOWN ELEMENTARY	EL	\$ 350,979.00	\$ -	\$ 233,987.00	-	6/27/2012	94% Complete
EL DORADO	BLACK OAK MINE UNIFIED	GOLDEN SIERRA HIGH	HI	\$ 3,656,197.00	\$ -	\$ -	12	4/28/2010	100% Complete
EL DORADO	BLACK OAK MINE UNIFIED	GOLDEN SIERRA HIGH	HI	\$ 466,212.00	\$ -	\$ 310,808.00	-	6/27/2012	94% Complete
EL DORADO	BLACK OAK MINE UNIFIED	NORTHSIDE ELEMENTARY	EL	\$ 1,388,380.00	\$ -	\$ 892,335.00	2	6/27/2012	31% Complete
EL DORADO	BUCKEYE UNION ELEMENTARY	BROOKS (WILLIAM) ELEMENTARY	EL	\$ 1,098,087.00	\$ -	\$ -	25	4/28/2010	Closed
EL DORADO	BUCKEYE UNION ELEMENTARY	BUCKEYE ELEMENTARY	EL	\$ 203,397.00	\$ -	\$ -	24	4/28/2010	Closed
EL DORADO	BUCKEYE UNION ELEMENTARY	CAMERADO SPRINGS INTERMEDIATE	MI	\$ 409,914.00	\$ -	\$ -	4	10/24/2007	Closed
EL DORADO	BUCKEYE UNION ELEMENTARY	CAMERADO SPRINGS INTERMEDIATE	MI	\$ 2,237,795.00	\$ -	\$ -	19	4/23/2008	Closed

ATTACHMENT J - PROPOSITION 1D MODERNIZATION PROJECTS

YEARLY REPORT ON THE STATE GENERAL OBLIGATION BOND MEASURE FOR THE SCHOOL FACILITY PROGRAM - 2014

County	District	School Name	Grade	State Construction Funds	State Site Acquisition Funds	Financial Hardship Funds	Classrooms	Last SAB Date	Status
EL DORADO	BUCKEYE UNION ELEMENTARY	CAMERADO SPRINGS INTERMEDIATE	MI	\$ 835,785.00	\$ -	\$ -	8	5/22/2013	Funds Released
EL DORADO	EL DORADO UNION HIGH	INDEPENDENCE CONTINUATION	HI	\$ 825,099.00	\$ -	\$ -	4	6/25/2008	Closed
EL DORADO	EL DORADO UNION HIGH	OAK RIDGE HIGH	HI	\$ 6,248,034.00	\$ -	\$ -	48	5/28/2008	Closed
EL DORADO	EL DORADO UNION HIGH	OAK RIDGE HIGH	HI	\$ 535,630.00	\$ -	\$ -	10	6/27/2012	Funds Released
EL DORADO	EL DORADO UNION HIGH	OAK RIDGE HIGH	HI	\$ 620,376.00	\$ -	\$ -	12	12/12/2012	Funds Released
EL DORADO	EL DORADO UNION HIGH	PONDEROSA HIGH	HI	\$ 1,999,381.00	\$ -	\$ -	7	12/12/2012	Funds Released
EL DORADO	EL DORADO UNION HIGH	PONDEROSA HIGH	HI	\$ 905,392.00	\$ -	\$ -	12	12/12/2012	Funds Released
EL DORADO	LAKE TAHOE UNIFIED	SOUTH TAHOE MIDDLE	MI	\$ 965,919.00	\$ -	\$ -	22	1/24/2007	Closed
EL DORADO	PLACERVILLE UNION ELEMENTARY	MARKHAM (EDWIN) MIDDLE	MI	\$ 1,629,918.00	\$ -	\$ -	13	1/30/2008	Closed
EL DORADO	PLACERVILLE UNION ELEMENTARY	SCHNELL (LOUISIANA) ELEMENTARY	EL	\$ 1,587,116.00	\$ -	\$ -	12	12/14/2011	100% Complete
EL DORADO	PLACERVILLE UNION ELEMENTARY	SIERRA ELEMENTARY	EL	\$ 2,052,746.00	\$ -	\$ -	18	1/30/2008	Closed
EL DORADO	RESCUE UNION ELEMENTARY	RESCUE ELEMENTARY	EL	\$ 622,052.00	\$ -	\$ -	5	10/24/2007	Closed
EL DORADO	SILVER FORK ELEMENTARY	SILVER FORK ELEMENTARY	EL	\$ 130,147.00	\$ -	\$ -	1	5/22/2013	Apportioned
EL DORADO County Totals				\$ 30,010,516.00	\$ -	\$ 1,725,536.00			
FRESNO	AMERICAN UNION ELEMENTARY	AMERICAN UNION ELEMENTARY	EL	\$ 561,027.00	\$ -	\$ 368,663.00	4	6/27/2012	70% Complete
FRESNO	CARUTHERS UNIFIED	CARUTHERS HIGH	HI	\$ 1,000,817.00	\$ -	\$ -	-	12/15/2010	100% Complete
FRESNO	CLOVIS UNIFIED	ALTA SIERRA INTERMEDIATE PROJECT	MI	\$ 2,091,554.00	\$ -	\$ -	45	6/27/2012	100% Complete
FRESNO	CLOVIS UNIFIED	BUCHANAN HIGH	HI	\$ 3,284,861.00	\$ -	\$ -	59	5/22/2013	Apportioned
FRESNO	CLOVIS UNIFIED	CLOVIS WEST HIGH	HI	\$ 2,946,952.00	\$ -	\$ -	86	12/14/2011	100% Complete
FRESNO	CLOVIS UNIFIED	COLE ELEMENTARY	EL	\$ 695,266.00	\$ -	\$ -	-	12/12/2012	Funds Released
FRESNO	CLOVIS UNIFIED	COX ELEMENTARY	EL	\$ 1,790,804.00	\$ -	\$ -	22	1/24/2007	Closed
FRESNO	CLOVIS UNIFIED	COX ELEMENTARY	EL	\$ 123,793.00	\$ -	\$ -	-	5/23/2007	Closed
FRESNO	CLOVIS UNIFIED	GATEWAY HIGH (CONT)	HI	\$ 420,666.00	\$ -	\$ -	4	5/23/2007	Closed
FRESNO	CLOVIS UNIFIED	KASTNER INTERMEDIATE	MI	\$ 845,733.00	\$ -	\$ -	2	5/23/2007	Closed
FRESNO	CLOVIS UNIFIED	LIBERTY ELEMENTARY	EL	\$ 965,011.00	\$ -	\$ -	23	5/22/2013	Apportioned
FRESNO	CLOVIS UNIFIED	LINCOLN ELEMENTARY	EL	\$ 697,435.00	\$ -	\$ -	2	4/28/2010	Closed
FRESNO	CLOVIS UNIFIED	LINCOLN ELEMENTARY	EL	\$ 1,932,507.00	\$ -	\$ -	29	5/22/2013	Apportioned
FRESNO	CLOVIS UNIFIED	MOUNTAINVIEW ELEMENTARY	EL	\$ 1,333,716.00	\$ -	\$ -	25	5/22/2013	Apportioned
FRESNO	COALINGA/HURON JOINT UNIFIED	SUNSET ELEMENTARY	EL	\$ 342,163.00	\$ -	\$ -	-	9/24/2008	100% Complete
FRESNO	FIREBAUGH-LAS DELTAS UNIFIED	FIREBAUGH HIGH	HI	\$ 3,341,750.00	\$ -	\$ -	17	1/24/2007	Closed
FRESNO	FOWLER UNIFIED	FOWLER HIGH	HI	\$ 2,920,205.00	\$ -	\$ -	22	1/24/2007	Closed
FRESNO	FOWLER UNIFIED	FREMONT ELEMENTARY	EL	\$ 499,663.00	\$ -	\$ -	2	5/22/2013	Apportioned
FRESNO	FRESNO COUNTY OFFICE OF EDUCATION	MONTE VISTA	EL	\$ 412,252.00	\$ -	\$ 274,835.00	8	10/24/2012	Closed
FRESNO	FRESNO UNIFIED	ADDAMS ELEMENTARY	EL	\$ 2,852,261.00	\$ -	\$ -	13	12/12/2012	Funds Released
FRESNO	FRESNO UNIFIED	AHWAHNEE MIDDLE	MI	\$ 2,781,094.00	\$ -	\$ -	37	1/24/2007	Closed
FRESNO	FRESNO UNIFIED	AYER ELEMENTARY	EL	\$ 2,408,448.00	\$ -	\$ -	22	12/14/2011	100% Complete
FRESNO	FRESNO UNIFIED	BULLARD HIGH	HI	\$ 3,903,163.00	\$ -	\$ -	19	12/15/2010	100% Complete
FRESNO	FRESNO UNIFIED	BULLARD HIGH	HI	\$ 2,955,610.00	\$ -	\$ -	37	12/15/2010	100% Complete
FRESNO	FRESNO UNIFIED	BURROUGHS ELEMENTARY	EL	\$ 2,006,934.00	\$ -	\$ -	12	1/24/2007	Closed
FRESNO	FRESNO UNIFIED	CALWA ELEMENTARY	EL	\$ 1,911,144.00	\$ -	\$ -	21	1/24/2007	Closed
FRESNO	FRESNO UNIFIED	COLUMBIA ELEMENTARY	EL	\$ 2,102,650.00	\$ -	\$ -	13	12/12/2012	Funds Released
FRESNO	FRESNO UNIFIED	DAILEY ELEMENTARY	EL	\$ 1,439,904.00	\$ -	\$ -	18	2/24/2010	Closed
FRESNO	FRESNO UNIFIED	EASTERBY ELEMENTARY	EL	\$ 856,515.00	\$ -	\$ -	18	12/15/2010	100% Complete
FRESNO	FRESNO UNIFIED	EDISON HIGH	HI	\$ 3,553,758.00	\$ -	\$ -	8	6/27/2012	Funds Released
FRESNO	FRESNO UNIFIED	FIGARDEN ELEM	EL	\$ 499,075.00	\$ -	\$ -	6	12/15/2010	100% Complete
FRESNO	FRESNO UNIFIED	FORKNER ELEMENTARY	EL	\$ 1,544,057.00	\$ -	\$ -	23	12/14/2011	100% Complete
FRESNO	FRESNO UNIFIED	FREMONT ELEMENTARY	EL	\$ 1,786,643.00	\$ -	\$ -	17	4/28/2010	Closed
FRESNO	FRESNO UNIFIED	FRESNO HIGH	HI	\$ 2,193,797.00	\$ -	\$ -	3	12/12/2012	Funds Released
FRESNO	FRESNO UNIFIED	HEATON ELEMENTARY	EL	\$ 2,012,490.00	\$ -	\$ -	17	1/24/2007	Closed
FRESNO	FRESNO UNIFIED	KING ELEMENTARY	EL	\$ 2,182,979.00	\$ -	\$ -	13	12/12/2012	Funds Released
FRESNO	FRESNO UNIFIED	KIRK ELEMENTARY	EL	\$ 1,569,543.00	\$ -	\$ -	14	1/24/2007	Closed
FRESNO	FRESNO UNIFIED	KRATT ELEMENTARY	EL	\$ 2,034,684.00	\$ -	\$ -	20	4/28/2010	100% Complete
FRESNO	FRESNO UNIFIED	LANE ELEMENTARY	EL	\$ 908,600.00	\$ -	\$ -	14	12/14/2011	100% Complete
FRESNO	FRESNO UNIFIED	LAWLESS ELEMENTARY	EL	\$ 2,627,337.00	\$ -	\$ -	24	12/14/2011	100% Complete
FRESNO	FRESNO UNIFIED	LINCOLN ELEMENTARY	EL	\$ 1,974,320.00	\$ -	\$ -	11	1/24/2007	Closed
FRESNO	FRESNO UNIFIED	LOWELL ELEMENTARY	EL	\$ 388,185.00	\$ -	\$ -	5	1/24/2007	Closed
FRESNO	FRESNO UNIFIED	MALLOCH ELEMENTARY	EL	\$ 1,656,900.00	\$ -	\$ -	15	2/24/2010	99% Complete
FRESNO	FRESNO UNIFIED	MCCARDLE ELEMENTARY	EL	\$ 2,349,635.00	\$ -	\$ -	20	12/12/2012	Funds Released
FRESNO	FRESNO UNIFIED	ROBINSON ELEMENTARY	EL	\$ 1,818,908.00	\$ -	\$ -	18	12/15/2010	99% Complete
FRESNO	FRESNO UNIFIED	ROWELL ELEMENTARY	EL	\$ 2,058,101.00	\$ -	\$ -	21	12/14/2011	100% Complete
FRESNO	FRESNO UNIFIED	STARR ELEMENTARY	EL	\$ 1,839,607.00	\$ -	\$ -	19	12/14/2011	100% Complete
FRESNO	FRESNO UNIFIED	SUNSET ELEMENTARY	EL	\$ 1,084,182.00	\$ -	\$ -	12	1/24/2007	Closed
FRESNO	FRESNO UNIFIED	TEHIPITE MIDDLE	MI	\$ 3,255,277.00	\$ -	\$ -	34	12/14/2011	99% Complete
FRESNO	FRESNO UNIFIED	TIOGA MIDDLE	MI	\$ 3,493,272.00	\$ -	\$ -	34	12/15/2010	100% Complete

ATTACHMENT J - PROPOSITION 1D MODERNIZATION PROJECTS

YEARLY REPORT ON THE STATE GENERAL OBLIGATION BOND MEASURE FOR THE SCHOOL FACILITY PROGRAM - 2014

County	District	School Name	Grade	State Construction Funds	State Site Acquisition Funds	Financial Hardship Funds	Classrooms	Last SAB Date	Status
FRESNO	FRESNO UNIFIED	YOSEMITE MIDDLE	MI	\$ 1,898,789.00	\$ -	\$ -	15	1/24/2007	Closed
FRESNO	KINGS CANYON JOINT UNIFIED	A. L. CONNER ELEMENTARY	MI	\$ 289,148.00	\$ -	\$ -	1	8/27/2008	100% Complete
FRESNO	KINGSBURG JOINT UNION HIGH	KINGSBURG HIGH	HI	\$ 336,553.00	\$ -	\$ -	-	1/24/2007	Closed
FRESNO	LATON JOINT UNIFIED	LATON HIGH	HI	\$ 1,277,825.00	\$ -	\$ -	19	1/24/2007	Closed
FRESNO	MENDOTA UNIFIED	MCCABE ELEMENTARY	EL	\$ 214,792.00	\$ -	\$ 143,195.00	12	1/26/2011	Closed
FRESNO	MENDOTA UNIFIED	MCCABE JUNIOR HIGH	MI	\$ 384,832.00	\$ -	\$ 256,554.00	15	1/26/2011	Closed
FRESNO	PARLIER UNIFIED	CHAVEZ (CESAR E.) ELEMENTARY	EL	\$ 104,100.00	\$ -	\$ -	10	6/27/2012	Funds Released
FRESNO	RAISIN CITY ELEMENTARY	RAISIN CITY ELEMENTARY	EL	\$ 92,942.00	\$ -	\$ 60,275.00	7	12/14/2011	5% Complete
FRESNO	RIVERDALE JOINT UNIFIED	RIVERDALE HIGH	HI	\$ 250,047.00	\$ -	\$ -	2	12/14/2011	100% Complete
FRESNO County Totals				\$ 95,084,276.00	\$ -	\$ 1,103,522.00			
GLENN	CAPAY JOINT UNION ELEMENTARY	CAPAY JOINT UNION ELEMENTARY	EL	\$ 132,885.00	\$ -	\$ 87,277.00	7	12/12/2012	Funds Released
GLENN	HAMILTON UNIFIED	HAMILTON HIGH	HI	\$ 223,193.00	\$ -	\$ -	2	6/25/2008	100% Complete
GLENN	LAKE ELEMENTARY	LAKE ELEMENTARY	EL	\$ 55,867.00	\$ -	\$ 37,244.00	7	6/27/2012	Funds Released
GLENN	ORLAND JOINT UNIFIED	ORLAND HIGH	HI	\$ 1,059,572.00	\$ -	\$ -	6	12/15/2010	100% Complete
GLENN	ORLAND JOINT UNIFIED	PRICE INTERMEDIATE	MI	\$ 808,836.00	\$ -	\$ -	-	12/15/2010	100% Complete
GLENN	PRINCETON JOINT UNIFIED	PRINCETON ELEMENTARY	EL	\$ 22,621.00	\$ -	\$ -	-	8/25/2010	Funds Released
GLENN County Totals				\$ 2,302,974.00	\$ -	\$ 124,521.00			
HUMBOLDT	CUTTEN ELEMENTARY	RIDGEWOOD ELEMENTARY	EL	\$ 52,050.00	\$ -	\$ 34,700.00	4	12/14/2011	Funds Released
HUMBOLDT	FORTUNA UNION ELEMENTARY	FORTUNA MIDDLE SCHOOL	MI	\$ 737,061.00	\$ -	\$ 491,374.00	-	4/28/2010	95% Complete
HUMBOLDT	KLAMATH-TRINITY JOINT UNIFIED	CAPTAIN JOHN CONTINUATION	HI	\$ 194,068.00	\$ -	\$ -	4	3/20/2013	Funds Released
HUMBOLDT	KLAMATH-TRINITY JOINT UNIFIED	HOOPA VALLEY HIGH	HI	\$ 1,814,123.00	\$ -	\$ -	11	3/20/2013	Funds Released
HUMBOLDT	KLAMATH-TRINITY JOINT UNIFIED	JACK NORTON ELEMENTARY	EL	\$ 308,265.00	\$ -	\$ -	3	3/20/2013	Funds Released
HUMBOLDT	KLAMATH-TRINITY JOINT UNIFIED	ORLEANS ELEMENTARY	EL	\$ 283,735.00	\$ -	\$ -	5	3/20/2013	Funds Released
HUMBOLDT	KLAMATH-TRINITY JOINT UNIFIED	TRINITY VALLEY ELEMENTARY	EL	\$ 970,517.00	\$ -	\$ -	14	3/20/2013	Funds Released
HUMBOLDT	KLAMATH-TRINITY JOINT UNIFIED	WEITCHPEC ELEMENTARY	EL	\$ 107,405.00	\$ -	\$ -	2	3/20/2013	Funds Released
HUMBOLDT	LOLETA UNION ELEMENTARY	LOLETA ELEMENTARY	EL	\$ 675,073.96	\$ -	\$ -	8	6/27/2007	90% Complete
HUMBOLDT	ORICK ELEMENTARY	ORICK ELEMENTARY	EL	\$ 516,069.00	\$ -	\$ 344,046.00	4	6/27/2012	100% Complete
HUMBOLDT	PENINSULA UNION ELEMENTARY	PENINSULA UNION ELEMENTARY	EL	\$ 500,449.00	\$ -	\$ -	8	6/25/2008	Closed
HUMBOLDT	ROHNERVILLE ELEMENTARY	TODDY THOMAS ELEMENTARY	EL	\$ 756,568.00	\$ -	\$ 313,535.00	-	7/12/2011	Closed
HUMBOLDT	SCOTIA UNION ELEMENTARY	MURPHY (STANWOOD A.) ELEMENTARY	EL	\$ 66,533.00	\$ -	\$ 44,135.00	-	12/12/2012	Funds Released
HUMBOLDT	SCOTIA UNION ELEMENTARY	MURPHY (STANWOOD A.) ELEMENTARY	EL	\$ 182,859.00	\$ -	\$ 115,555.00	-	12/12/2012	30% Complete
HUMBOLDT	SCOTIA UNION ELEMENTARY	MURPHY (STANWOOD A.) ELEMENTARY	EL	\$ 364,725.00	\$ -	\$ 218,348.00	-	5/22/2013	Funds Released
HUMBOLDT County Totals				\$ 7,529,500.96	\$ -	\$ 1,561,693.00			
IMPERIAL	CALEXICO UNIFIED	CALEXICO HIGH	HI	\$ 4,455,852.00	\$ -	\$ -	27	4/28/2010	100% Complete
IMPERIAL	CALEXICO UNIFIED	JEFFERSON ELEMENTARY	EL	\$ 2,241,871.00	\$ -	\$ -	23	2/23/2011	57% Complete
IMPERIAL	CENTRAL UNION HIGH	CENTRAL HIGH	HI	\$ 7,431,296.00	\$ -	\$ -	18	12/15/2010	100% Complete
IMPERIAL	HEBER ELEMENTARY	HEBER ELEMENTARY	MI	\$ 652,066.00	\$ -	\$ 355,357.09	7	1/24/2007	95% Complete
IMPERIAL	MCCABE UNION ELEMENTARY	MCCABE ELEMENTARY	EL	\$ 408,802.00	\$ -	\$ -	-	5/22/2013	Apportioned
IMPERIAL	SAN PASQUAL VALLEY UNIFIED	SAN PASQUAL VALLEY HIGH	HI	\$ 1,153,437.00	\$ -	\$ 768,958.00	5	5/26/2010	100% Complete
IMPERIAL	WESTMORLAND UNION ELEMENTARY	WESTMORLAND ELEMENTARY	EL	\$ 2,055,763.00	\$ -	\$ 1,183,092.00	21	1/24/2007	Closed
IMPERIAL County Totals				\$ 18,399,087.00	\$ -	\$ 2,307,407.09			
INYO	BIG PINE UNIFIED	BIG PINE ELEMENTARY	EL	\$ 571,427.00	\$ -	\$ -	5	1/24/2007	Closed
INYO	BIG PINE UNIFIED	BIG PINE HIGH	HI	\$ 740,545.00	\$ -	\$ -	-	5/22/2013	Apportioned
INYO	LONE PINE UNIFIED	LO-INYO ELEMENTARY	EL	\$ 656,459.00	\$ -	\$ -	-	3/20/2013	Funds Released
INYO	ROUND VALLEY JOINT ELEMENTARY	ROUND VALLEY ELEMENTARY	EL	\$ 142,882.00	\$ -	\$ -	1	12/10/2008	Closed
INYO County Totals				\$ 2,111,313.00	\$ -	\$ -			
KERN	BAKERSFIELD CITY ELEMENTARY	CHIPMAN JUNIOR HIGH	MI	\$ 2,396,363.00	\$ -	\$ -	31	4/23/2008	Closed
KERN	BAKERSFIELD CITY ELEMENTARY	CURRAN JUNIOR HIGH	MI	\$ 4,384,154.00	\$ -	\$ -	32	12/14/2011	100% Complete
KERN	BAKERSFIELD CITY ELEMENTARY	FISSLER (HENRY) ELEMENTARY	EL	\$ 1,343,816.00	\$ -	\$ -	16	4/23/2008	Closed
KERN	BAKERSFIELD CITY ELEMENTARY	EVERGREEN ELEMENTARY	EL	\$ 2,376,071.00	\$ -	\$ -	16	5/22/2013	Funds Released
KERN	BAKERSFIELD CITY ELEMENTARY	NICHOLS (COL. HOWARD) ELEMENT.	EL	\$ 1,565,403.00	\$ -	\$ -	19	5/28/2008	Closed
KERN	BAKERSFIELD CITY ELEMENTARY	PAULY (LEO G.) ELEMENTARY	EL	\$ 2,102,650.00	\$ -	\$ -	21	5/22/2013	Funds Released
KERN	BUTTONWILLOW UNION ELEMENTARY	BUTTONWILLOW ELEMENTARY	EL	\$ 1,848,956.00	\$ -	\$ -	13	1/24/2007	Closed
KERN	DI GIORGIO ELEMENTARY	DI GIORGIO ELEMENTARY	EL	\$ 489,634.00	\$ -	\$ 312,409.00	12	12/10/2008	100% Complete
KERN	EDISON ELEMENTARY	EDISON MIDDLE	MI	\$ 2,032,453.00	\$ -	\$ -	11	5/23/2007	Closed
KERN	ELK HILLS ELEMENTARY	ELK HILLS ELEMENTARY	EL	\$ 472,655.00	\$ -	\$ -	8	1/30/2008	Closed

ATTACHMENT J - PROPOSITION 1D MODERNIZATION PROJECTS

YEARLY REPORT ON THE STATE GENERAL OBLIGATION BOND MEASURE FOR THE SCHOOL FACILITY PROGRAM - 2014

County	District	School Name	Grade	State Construction Funds	State Site Acquisition Funds	Financial Hardship Funds	Classrooms	Last SAB Date	Status
KERN	FRUITVALE ELEMENTARY	FRUITVALE JUNIOR HIGH	MI	\$ 2,406,001.00	\$ -	\$ -	25	12/14/2011	100% Complete
KERN	FRUITVALE ELEMENTARY	QUAILWOOD ELEMENTARY	EL	\$ 1,514,770.00	\$ -	\$ -	20	12/14/2011	100% Complete
KERN	KERN HIGH	ARVIN HIGH	HI	\$ 9,732,135.00	\$ -	\$ -	19	12/15/2010	100% Complete
KERN	KERN HIGH	EAST BAKERSFIELD HIGH	HI	\$ 6,866,554.00	\$ -	\$ -	12	12/15/2010	100% Complete
KERN	KERN HIGH	NORTH HIGH	HI	\$ 9,160,621.00	\$ -	\$ -	17	5/22/2013	Funds Released
KERN	KERN HIGH	SHAFTER HIGH	HI	\$ 5,841,163.00	\$ -	\$ -	16	12/12/2007	Closed
KERN	KERN HIGH	SOUTH HIGH	HI	\$ 5,530,825.00	\$ -	\$ -	12	6/27/2012	Funds Released
KERN	KERNVILLE UNION ELEMENTARY	KERNVILLE ELEMENTARY	EL	\$ 762,895.00	\$ -	\$ -	7	1/24/2007	Closed
KERN	KERNVILLE UNION ELEMENTARY	WOODROW W. WALLACE ELEMENTARY	EL	\$ 1,127,781.00	\$ -	\$ -	10	4/28/2010	Closed
KERN	MAPLE ELEMENTARY	MAPLE ELEMENTARY	EL	\$ 128,480.00	\$ -	\$ 84,337.00	9	12/15/2010	Funds Released
KERN	MARICOPA UNIFIED	MARICOPA ELEMENTARY	EL	\$ 806,923.00	\$ -	\$ -	6	9/24/2008	Closed
KERN	MARICOPA UNIFIED	MARICOPA HIGH	HI	\$ 756,764.00	\$ -	\$ -	1	9/24/2008	Closed
KERN	MOJAVE UNIFIED	MOJAVE ELEMENTARY	EL	\$ 1,744,926.00	\$ -	\$ -	16	12/10/2008	Closed
KERN	RICHLAND UNION ELEMENTARY	RICHLAND JUNIOR HIGH	MI	\$ 1,246,736.00	\$ -	\$ -	5	1/30/2008	Closed
KERN	RICHLAND UNION ELEMENTARY	RICHLAND JUNIOR HIGH	MI	\$ 1,175,137.00	\$ -	\$ -	13	5/22/2013	Apportioned
KERN	RIO BRAVO-GREELEY UNION ELEMENTARY	RIO BRAVO-GREELEY ELEMENTARY	EL	\$ 2,915,097.00	\$ -	\$ -	6	12/14/2011	Funds Released
KERN	ROSDALE UNION ELEMENTARY	ROSDALE-NORTH ELEMENTARY	EL	\$ 1,012,046.00	\$ -	\$ -	15	8/4/2010	Closed
KERN	SIERRA SANDS UNIFIED	FALLER ELEMENTARY	EL	\$ 1,470,770.00	\$ -	\$ -	12	12/15/2010	100% Complete
KERN	SIERRA SANDS UNIFIED	INYOKERN ELEMENTARY	EL	\$ 1,011,725.00	\$ -	\$ -	12	2/23/2011	100% Complete
KERN	SIERRA SANDS UNIFIED	PIERCE ELEMENTARY	EL	\$ 1,998,716.00	\$ -	\$ -	15	12/15/2010	100% Complete
KERN	TAFT CITY ELEMENTARY	PARKVIEW ELEMENTARY	EL	\$ 1,478,698.00	\$ -	\$ -	12	10/24/2007	Closed
KERN County Totals				\$ 77,700,918.00	\$ -	\$ 396,746.00			
KINGS	CORCORAN JOINT UNIFIED	BRET HARTE ELEMENTARY	EL	\$ 149,961.00	\$ -	\$ -	-	4/28/2010	100% Complete
KINGS	HANFORD JOINT UNION HIGH	HANFORD HIGH	HI	\$ 1,053,888.00	\$ -	\$ -	5	1/24/2007	Closed
KINGS	ISLAND UNION ELEMENTARY	ISLAND ELEMENTARY	EL	\$ 14,264.00	\$ -	\$ 9,510.00	2	12/12/2012	Funds Released
KINGS County Totals				\$ 1,218,113.00	\$ -	\$ 9,510.00			
LAKE	KONOCTI UNIFIED	BURNS VALLEY ELEMENTARY	EL	\$ 667,408.00	\$ -	\$ -	4	1/24/2007	Closed
LAKE	KONOCTI UNIFIED	BURNS VALLEY ELEMENTARY	EL	\$ 1,079,212.00	\$ -	\$ -	8	6/25/2008	Closed
LAKE	KONOCTI UNIFIED	EAST LAKE ELEMENTARY	EL	\$ 566,103.00	\$ -	\$ -	4	1/24/2007	Closed
LAKE	KONOCTI UNIFIED	EAST LAKE ELEMENTARY	EL	\$ 183,184.00	\$ -	\$ -	2	7/23/2008	Closed
LAKE	KONOCTI UNIFIED	LOWER LAKE HIGH	HI	\$ 907,184.00	\$ -	\$ -	-	1/24/2007	Closed
LAKE	KONOCTI UNIFIED	LOWER LAKE HIGH	HI	\$ 525,308.00	\$ -	\$ -	2	7/23/2008	Closed
LAKE	KONOCTI UNIFIED	POMO ELEMENTARY	EL	\$ 197,266.00	\$ -	\$ -	-	9/26/2007	Closed
LAKE	LAKE COUNTY OFFICE OF EDUCATION	LLOYD HANCE COMMUNITY	HI	\$ 38,020.50	\$ -	\$ 24,445.50	3	8/24/2011	Funds Released
LAKE	LUCERNE ELEMENTARY	LUCERNE ELEMENTARY	EL	\$ 412,281.00	\$ -	\$ -	-	1/24/2007	Closed
LAKE County Totals				\$ 4,575,966.50	\$ -	\$ 24,445.50			
LASSEN	BIG VALLEY JOINT UNIFIED	BIG VALLEY HIGH	HI	\$ 730,657.00	\$ -	\$ 300,830.25	13	1/24/2007	Closed
LASSEN	FORT SAGE UNIFIED	HERLONG HIGH	HI	\$ 194,980.00	\$ -	\$ 74,050.00	-	10/24/2012	Funds Released
LASSEN	JANESVILLE UNION ELEMENTARY	JANESVILLE ELEMENTARY	EL	\$ 644,013.00	\$ -	\$ 429,342.00	6	6/25/2008	100% Complete
LASSEN	JANESVILLE UNION ELEMENTARY	JANESVILLE ELEMENTARY	EL	\$ 273,081.00	\$ -	\$ 171,721.00	-	10/24/2007	Closed
LASSEN	JANESVILLE UNION ELEMENTARY	JANESVILLE ELEMENTARY	EL	\$ 119,826.00	\$ -	\$ 68,866.00	-	12/15/2010	100% Complete
LASSEN	SHAFFER UNION	SHAFFER ELEMENTARY	EL	\$ 383,754.00	\$ -	\$ 252,931.00	16	9/28/2011	Closed
LASSEN	SHAFFER UNION	SHAFFER ELEMENTARY	EL	\$ 712,673.00	\$ -	\$ 468,922.00	5	7/23/2008	Closed
LASSEN	SUSANVILLE	DIAMOND VIEW MIDDLE	MI	\$ 2,207,639.00	\$ -	\$ -	15	12/14/2011	100% Complete
LASSEN	SUSANVILLE	DIAMOND VIEW MIDDLE	MI	\$ 1,901,674.00	\$ -	\$ -	-	12/15/2010	100% Complete
LASSEN County Totals				\$ 7,168,297.00	\$ -	\$ 1,766,662.25			
LOS ANGELES	ALHAMBRA UNIFIED	ALHAMBRA HIGH	HI	\$ 1,858,024.00	\$ -	\$ -	84	12/10/2008	99% Complete
LOS ANGELES	ALHAMBRA UNIFIED	BALDWIN (MARTHA) ELEMENTARY	MI	\$ 1,524,489.00	\$ -	\$ -	33	6/27/2012	Funds Released
LOS ANGELES	ALHAMBRA UNIFIED	BRIGHTWOOD ELEMENTARY	EL	\$ 512,610.00	\$ -	\$ -	-	5/22/2013	Apportioned
LOS ANGELES	ALHAMBRA UNIFIED	CENTURY HIGH (CONT)	HI	\$ 767,996.00	\$ -	\$ -	4	12/10/2008	99% Complete
LOS ANGELES	ALHAMBRA UNIFIED	MARK KEPPEL HIGH	HI	\$ 883,142.00	\$ -	\$ -	57	12/10/2008	100% Complete
LOS ANGELES	ALHAMBRA UNIFIED	NORTHROP (WILLIAM) ELEMENTARY	EL	\$ 563,962.00	\$ -	\$ -	-	6/27/2012	Funds Released
LOS ANGELES	ALHAMBRA UNIFIED	SAN GABRIEL HIGH	HI	\$ 2,205,844.00	\$ -	\$ -	-	12/15/2010	100% Complete
LOS ANGELES	ALHAMBRA UNIFIED	YNEZ ELEMENTARY	EL	\$ 515,763.00	\$ -	\$ -	-	12/12/2012	Funds Released
LOS ANGELES	BALDWIN PARK UNIFIED	SIERRA VISTA HIGH	HI	\$ 1,881,371.00	\$ -	\$ -	-	8/27/2008	100% Complete
LOS ANGELES	BASSETT UNIFIED	BASSETT SENIOR HIGH	HI	\$ 4,926,254.00	\$ -	\$ -	66	4/23/2008	100% Complete
LOS ANGELES	BASSETT UNIFIED	DON JULIAN ELEMENTARY	EL	\$ 1,525,749.00	\$ -	\$ -	33	2/27/2008	Closed
LOS ANGELES	BASSETT UNIFIED	DON JULIAN ELEMENTARY	EL	\$ 1,022,400.00	\$ -	\$ -	-	12/12/2012	Funds Released

ATTACHMENT J - PROPOSITION 1D MODERNIZATION PROJECTS

YEARLY REPORT ON THE STATE GENERAL OBLIGATION BOND MEASURE FOR THE SCHOOL FACILITY PROGRAM - 2014

County	District	School Name	Grade	State Construction Funds	State Site Acquisition Funds	Financial Hardship Funds	Classrooms	Last SAB Date	Status
LOS ANGELES	BASSETT UNIFIED	EDGEWOOD ACADEMY	EL	\$ 2,133,704.00	\$ -	\$ -	27	6/25/2008	100% Complete
LOS ANGELES	BASSETT UNIFIED	NUEVA VISTA CONTINUATION HIGH	HI	\$ 530,808.00	\$ -	\$ -	5	4/23/2008	100% Complete
LOS ANGELES	BASSETT UNIFIED	SUNKIST ELEMENTARY	EL	\$ 1,968,786.00	\$ -	\$ -	30	2/27/2008	Closed
LOS ANGELES	BASSETT UNIFIED	TORCH MIDDLE	MI	\$ 1,750,257.00	\$ -	\$ -	32	2/27/2008	Closed
LOS ANGELES	BASSETT UNIFIED	TORCH MIDDLE	MI	\$ 660,486.00	\$ -	\$ -	29	12/12/2012	Funds Released
LOS ANGELES	BASSETT UNIFIED	VANWIG (J. E.) ELEMENTARY	EL	\$ 1,233,307.00	\$ -	\$ -	27	2/27/2008	100% Complete
LOS ANGELES	BASSETT UNIFIED	VANWIG (J. E.) ELEMENTARY	EL	\$ 730,080.00	\$ -	\$ -	-	12/12/2012	Funds Released
LOS ANGELES	BEVERLY HILLS UNIFIED	BEVERLY HILLS HIGH	HI	\$ 1,833,759.00	\$ -	\$ -	-	4/28/2010	100% Complete
LOS ANGELES	BONITA UNIFIED	ALLEN AVENUE ELEMENTARY	EL	\$ 2,083,074.00	\$ -	\$ -	26	4/28/2010	100% Complete
LOS ANGELES	BONITA UNIFIED	ARMA J. SHULL ELEMENTARY	EL	\$ 1,710,002.00	\$ -	\$ -	28	7/23/2008	100% Complete
LOS ANGELES	BONITA UNIFIED	CHAPARRAL HIGH	HI	\$ 654,613.00	\$ -	\$ -	8	12/15/2010	100% Complete
LOS ANGELES	BONITA UNIFIED	FRED EKSTRAND ELEMENTARY	EL	\$ 2,409,953.00	\$ -	\$ -	26	5/28/2008	Closed
LOS ANGELES	BONITA UNIFIED	GLADSTONE ELEMENTARY	EL	\$ 2,060,233.00	\$ -	\$ -	28	4/28/2010	100% Complete
LOS ANGELES	BONITA UNIFIED	GRACE MILLER ELEMENTARY	EL	\$ 2,216,601.00	\$ -	\$ -	22	12/15/2010	100% Complete
LOS ANGELES	BONITA UNIFIED	J. MARION ROYNON ELEMENTARY	EL	\$ 4,749,179.00	\$ -	\$ -	33	6/25/2008	100% Complete
LOS ANGELES	BONITA UNIFIED	LAVERNE HEIGHTS ELEMENTARY	EL	\$ 2,896,785.00	\$ -	\$ -	19	8/4/2010	100% Complete
LOS ANGELES	BONITA UNIFIED	LONE HILL INTERMEDIATE	MI	\$ 4,367,254.00	\$ -	\$ -	36	2/27/2008	100% Complete
LOS ANGELES	BONITA UNIFIED	RAMONA INTERMEDIATE	MI	\$ 5,570,359.00	\$ -	\$ -	49	3/26/2008	100% Complete
LOS ANGELES	BONITA UNIFIED	VISTA K-12	HI	\$ 291,818.00	\$ -	\$ -	4	12/15/2010	100% Complete
LOS ANGELES	BURBANK UNIFIED	LUTHER BURBANK JUNIOR HIGH	MI	\$ 5,944,467.00	\$ -	\$ -	48	1/24/2007	Closed
LOS ANGELES	BURBANK UNIFIED	MCKINLEY ELEMENTARY	EL	\$ 2,968,525.00	\$ -	\$ -	27	7/25/2007	Closed
LOS ANGELES	BURBANK UNIFIED	MONTEREY CONTINUATION HIGH	HI	\$ 1,395,231.00	\$ -	\$ -	10	4/25/2007	95% Complete
LOS ANGELES	BURBANK UNIFIED	PROVIDENCIA ELEMENTARY	EL	\$ 2,002,060.00	\$ -	\$ -	26	3/28/2007	95% Complete
LOS ANGELES	CHARTER OAK UNIFIED	ARROW HIGH	HI	\$ 513,693.00	\$ -	\$ -	6	1/24/2007	92% Complete
LOS ANGELES	CHARTER OAK UNIFIED	BADILLO ELEMENTARY	EL	\$ 1,558,737.00	\$ -	\$ -	18	6/27/2007	Closed
LOS ANGELES	CHARTER OAK UNIFIED	BRIDGES COMMUNITY DAY	HI	\$ 145,616.00	\$ -	\$ -	1	1/24/2007	92% Complete
LOS ANGELES	CHARTER OAK UNIFIED	CEDARGROVE ELEMENTARY	EL	\$ 3,032,560.00	\$ -	\$ -	35	6/27/2007	99% Complete
LOS ANGELES	CHARTER OAK UNIFIED	OAK KNOLL ALTERNATIVE	HI	\$ 1,225,536.00	\$ -	\$ -	3	1/24/2007	92% Complete
LOS ANGELES	CHARTER OAK UNIFIED	ROYAL OAK INTERMEDIATE	MI	\$ 4,878,412.00	\$ -	\$ -	-	7/23/2008	98% Complete
LOS ANGELES	CHARTER OAK UNIFIED	WASHINGTON ELEMENTARY	EL	\$ 1,567,776.00	\$ -	\$ -	18	6/27/2007	Closed
LOS ANGELES	DOWNEY UNIFIED	DOWNEY HIGH	HI	\$ 4,110,069.00	\$ -	\$ -	4	5/22/2013	Funds Released
LOS ANGELES	DOWNEY UNIFIED	DOWNEY HIGH	HI	\$ 4,292,823.00	\$ -	\$ -	2	5/22/2013	Funds Released
LOS ANGELES	DOWNEY UNIFIED	DOWNEY HIGH	HI	\$ 6,484,700.00	\$ -	\$ -	15	12/12/2012	Funds Released
LOS ANGELES	DOWNEY UNIFIED	LEWIS	EL	\$ 3,124,849.00	\$ -	\$ -	18	1/24/2007	Closed
LOS ANGELES	DOWNEY UNIFIED	WARREN HIGH	HI	\$ 3,351,530.00	\$ -	\$ -	14	1/24/2007	Closed
LOS ANGELES	DOWNEY UNIFIED	WARREN HIGH	HI	\$ 3,051,743.00	\$ -	\$ -	-	12/15/2010	65% Complete
LOS ANGELES	DOWNEY UNIFIED	WARREN HIGH	HI	\$ 13,536,955.00	\$ -	\$ -	69	12/14/2011	50% Complete
LOS ANGELES	DUARTE UNIFIED	ANDRES DUARTE ELEMENTARY	EL	\$ 169,290.00	\$ -	\$ -	5	12/15/2010	100% Complete
LOS ANGELES	DUARTE UNIFIED	DUARTE HIGH	HI	\$ 1,566,198.00	\$ -	\$ -	-	12/15/2010	100% Complete
LOS ANGELES	DUARTE UNIFIED	VALLEY VIEW ELEMENTARY	EL	\$ 290,182.00	\$ -	\$ -	12	12/15/2010	100% Complete
LOS ANGELES	GARVEY ELEMENTARY	EMERSON (RALPH WALDO) ELEMENTARY	EL	\$ 1,795,965.00	\$ -	\$ -	15	12/15/2010	100% Complete
LOS ANGELES	GARVEY ELEMENTARY	MARSHALL(JOHN) ELEMENTARY	EL	\$ 940,010.00	\$ -	\$ -	8	12/14/2011	100% Complete
LOS ANGELES	GARVEY ELEMENTARY	MONTEREY VISTA ELEMENTARY	EL	\$ 40,032.00	\$ -	\$ -	13	12/14/2011	100% Complete
LOS ANGELES	GARVEY ELEMENTARY	WILLARD (FRANCES E.) ELEMENTARY	EL	\$ 956,184.00	\$ -	\$ -	19	12/15/2010	100% Complete
LOS ANGELES	GLENDALE UNIFIED	COLUMBUS ELEMENTARY	EL	\$ 4,421,057.00	\$ -	\$ -	20	12/10/2008	Closed
LOS ANGELES	GLENDALE UNIFIED	GLENDALE SENIOR HIGH	HI	\$ 16,756,813.00	\$ -	\$ -	75	12/15/2010	99% Complete
LOS ANGELES	GLENDALE UNIFIED	HOOVER (HERBERT) SENIOR HIGH	HI	\$ 16,781,920.00	\$ -	\$ -	97	4/28/2010	99% Complete
LOS ANGELES	GLENDALE UNIFIED	MANN (HORACE) ELEMENTARY	EL	\$ 4,510,251.00	\$ -	\$ -	49	9/26/2007	Closed
LOS ANGELES	GLENDALE UNIFIED	MARSHALL (JOHN) ELEMENTARY	EL	\$ 2,882,759.00	\$ -	\$ -	14	7/25/2007	Closed
LOS ANGELES	GLENDALE UNIFIED	ROSEMONT JUNIOR HIGH	MI	\$ 666,600.00	\$ -	\$ -	18	3/26/2008	Closed
LOS ANGELES	GLENDORA UNIFIED	CULLEN ELEMENTARY	EL	\$ 1,731,920.00	\$ -	\$ -	20	1/24/2007	Closed
LOS ANGELES	GLENDORA UNIFIED	GODDARD MIDDLE	MI	\$ 4,085,520.00	\$ -	\$ -	37	12/14/2011	Funds Released
LOS ANGELES	GLENDORA UNIFIED	SANDBURG MIDDLE	MI	\$ 3,480,003.00	\$ -	\$ -	37	1/24/2007	Closed
LOS ANGELES	GLENDORA UNIFIED	SELLERS ELEMENTARY	EL	\$ 2,102,550.00	\$ -	\$ -	15	1/24/2007	Closed
LOS ANGELES	GLENDORA UNIFIED	STANTON ELEMENTARY	EL	\$ 2,052,238.00	\$ -	\$ -	20	1/24/2007	Closed
LOS ANGELES	GLENDORA UNIFIED	SUTHERLAND ELEMENTARY	EL	\$ 1,718,887.00	\$ -	\$ -	20	1/24/2007	Closed
LOS ANGELES	LAS VIRGENES UNIFIED	LINDERO CANYON MIDDLE	MI	\$ 4,405,891.00	\$ -	\$ -	34	12/14/2011	95% Complete
LOS ANGELES	LAS VIRGENES UNIFIED	YERBA BUENA ELEMENTARY	EL	\$ 2,341,785.00	\$ -	\$ -	7	12/14/2011	95% Complete
LOS ANGELES	LONG BEACH UNIFIED	AVALON K-12	HI	\$ 5,417,690.00	\$ -	\$ -	-	3/28/2012	100% Complete
LOS ANGELES	LONG BEACH UNIFIED	EARLY COLLEGE ACADEMIC & TECH SCHOOL	HI	\$ 9,024,908.00	\$ -	\$ -	37	12/12/2012	Funds Released
LOS ANGELES	LOS ANGELES COUNTY OFFICE OF EDUCATION	LINCOLN (PAU)	HI	\$ 2,085,031.00	\$ -	\$ 1,390,020.00	6	12/15/2010	90% Complete
LOS ANGELES	LOS ANGELES COUNTY OFFICE OF EDUCATION	SALK (JONAS)	HI	\$ 1,074,056.00	\$ -	\$ 716,038.00	4	12/12/2012	90% Complete
LOS ANGELES	LOS ANGELES UNIFIED	116TH ST EL	EL	\$ 1,292,236.00	\$ -	\$ -	30	9/24/2008	100% Complete
LOS ANGELES	LOS ANGELES UNIFIED	ADAMS (JOHN) MIDDLE	MI	\$ 625,379.00	\$ -	\$ -	-	5/22/2013	Apportioned
LOS ANGELES	LOS ANGELES UNIFIED	ALBION STREET ELEMENTARY	EL	\$ 802,218.00	\$ -	\$ -	27	10/29/2008	100% Complete
LOS ANGELES	LOS ANGELES UNIFIED	ALDAMA ELEMENTARY	EL	\$ 390,594.00	\$ -	\$ -	34	12/15/2010	99% Complete

ATTACHMENT J - PROPOSITION 1D MODERNIZATION PROJECTS

YEARLY REPORT ON THE STATE GENERAL OBLIGATION BOND MEASURE FOR THE SCHOOL FACILITY PROGRAM - 2014

County	District	School Name	Grade	State Construction Funds	State Site Acquisition Funds	Financial Hardship Funds	Classrooms	Last SAB Date	Status
LOS ANGELES	LOS ANGELES UNIFIED	ALEXANDRIA AVENUE ELEMENTARY	EL	\$ 482,876.00	\$ -	\$ -	60	8/27/2008	100% Complete
LOS ANGELES	LOS ANGELES UNIFIED	ALEXANDRIA AVENUE ELEMENTARY	EL	\$ 1,774,183.00	\$ -	\$ -	27	8/4/2010	99% Complete
LOS ANGELES	LOS ANGELES UNIFIED	AMBLER ELEMENTARY	EL	\$ 637,738.00	\$ -	\$ -	36	12/15/2010	99% Complete
LOS ANGELES	LOS ANGELES UNIFIED	ANATOLA AVENUE ELEMENTARY	EL	\$ 1,078,170.00	\$ -	\$ -	25	2/28/2007	Closed
LOS ANGELES	LOS ANGELES UNIFIED	ANGELES MESA ELEMENTARY	EL	\$ 1,254,077.00	\$ -	\$ -	36	8/4/2010	85% Complete
LOS ANGELES	LOS ANGELES UNIFIED	ANN STREET ELEMENTARY	EL	\$ 443,123.00	\$ -	\$ -	17	8/4/2010	99% Complete
LOS ANGELES	LOS ANGELES UNIFIED	APPERSON STREET ELEMENTARY	EL	\$ 600,802.00	\$ -	\$ -	-	1/24/2007	Closed
LOS ANGELES	LOS ANGELES UNIFIED	ARMINTA STREET ELEMENTARY	EL	\$ 1,619,162.00	\$ -	\$ -	7	8/27/2008	100% Complete
LOS ANGELES	LOS ANGELES UNIFIED	BALBOA GIFTED/HIGH ABILITY MAGNET ELEMENTARY	EL	\$ 722,718.00	\$ -	\$ -	-	4/25/2007	100% Complete
LOS ANGELES	LOS ANGELES UNIFIED	BALDWIN HILLS ELEMENTARY	EL	\$ 1,262,618.00	\$ -	\$ -	41	10/29/2008	99% Complete
LOS ANGELES	LOS ANGELES UNIFIED	BANCROFT (HUBERT HOWE) JUNIOR	MI	\$ 1,733,927.00	\$ -	\$ -	58	7/23/2008	99% Complete
LOS ANGELES	LOS ANGELES UNIFIED	BANDINI STREET ELEMENTARY	EL	\$ 596,575.00	\$ -	\$ -	25	12/15/2010	99% Complete
LOS ANGELES	LOS ANGELES UNIFIED	BANNING (PHINEAS) SENIOR HIGH	HI	\$ 6,249,971.00	\$ -	\$ -	-	12/10/2008	99% Complete
LOS ANGELES	LOS ANGELES UNIFIED	BANNING (PHINEAS) SENIOR HIGH	HI	\$ 1,810,809.00	\$ -	\$ -	130	12/15/2010	85% Complete
LOS ANGELES	LOS ANGELES UNIFIED	BANNING (PHINEAS) SENIOR HIGH	HI	\$ 596,206.00	\$ -	\$ -	1	12/12/2012	Funds Released
LOS ANGELES	LOS ANGELES UNIFIED	BASSETT STREET ELEMENTARY	EL	\$ 418,370.00	\$ -	\$ -	-	12/12/2012	Funds Released
LOS ANGELES	LOS ANGELES UNIFIED	BEETHOVEN STREET ELEMENTARY	EL	\$ 665,449.00	\$ -	\$ -	23	2/28/2007	Closed
LOS ANGELES	LOS ANGELES UNIFIED	BELL SENIOR HIGH	HI	\$ 4,058,740.00	\$ -	\$ -	93	12/15/2010	90% Complete
LOS ANGELES	LOS ANGELES UNIFIED	BELL SENIOR HIGH	HI	\$ 2,284,844.00	\$ -	\$ -	3	12/15/2010	97% Complete
LOS ANGELES	LOS ANGELES UNIFIED	BELL SENIOR HIGH	HI	\$ 1,027,255.00	\$ -	\$ -	33	12/14/2011	97% Complete
LOS ANGELES	LOS ANGELES UNIFIED	BELMONT SENIOR HIGH	HI	\$ 3,133,653.00	\$ -	\$ -	118	12/14/2011	85% Complete
LOS ANGELES	LOS ANGELES UNIFIED	BELMONT SENIOR HIGH	HI	\$ 977,400.00	\$ -	\$ -	-	5/22/2013	Apportioned
LOS ANGELES	LOS ANGELES UNIFIED	BELVEDERE ELEMENTARY	EL	\$ 176,059.00	\$ -	\$ -	-	5/22/2013	Apportioned
LOS ANGELES	LOS ANGELES UNIFIED	BELVEDERE MIDDLE SCHOOL	MI	\$ 4,339,370.00	\$ -	\$ -	93	10/29/2008	96% Complete
LOS ANGELES	LOS ANGELES UNIFIED	BELVEDERE MIDDLE SCHOOL	MI	\$ 856,075.00	\$ -	\$ -	2	8/4/2010	99% Complete
LOS ANGELES	LOS ANGELES UNIFIED	BELVEDERE MIDDLE SCHOOL	MI	\$ 1,612,292.00	\$ -	\$ -	4	12/15/2010	97% Complete
LOS ANGELES	LOS ANGELES UNIFIED	BERENDO JUNIOR HIGH	MI	\$ 2,322,053.00	\$ -	\$ -	74	12/15/2010	92% Complete
LOS ANGELES	LOS ANGELES UNIFIED	BERTRAND AVENUE ELEMENTARY	EL	\$ 1,105,426.00	\$ -	\$ -	27	2/28/2007	Closed
LOS ANGELES	LOS ANGELES UNIFIED	BETHUNE (MARY MCLEOD) JUNIOR H	MI	\$ 1,088,392.00	\$ -	\$ -	14	12/14/2011	97% Complete
LOS ANGELES	LOS ANGELES UNIFIED	BETHUNE (MARY MCLEOD) JUNIOR H	MI	\$ 763,925.00	\$ -	\$ -	89	5/22/2013	Apportioned
LOS ANGELES	LOS ANGELES UNIFIED	BIRMINGHAM SENIOR HIGH	HI	\$ 1,224,580.00	\$ -	\$ -	2	7/23/2008	100% Complete
LOS ANGELES	LOS ANGELES UNIFIED	BRADDOCK DRIVE ELEMENTARY	EL	\$ 1,534,380.00	\$ -	\$ -	41	12/15/2010	90% Complete
LOS ANGELES	LOS ANGELES UNIFIED	BRADLEY (TOM) ENVIRONMENTAL MAG	EL	\$ 389,673.00	\$ -	\$ -	32	12/15/2010	99% Complete
LOS ANGELES	LOS ANGELES UNIFIED	BRAINARD AVENUE ELEMENTARY	EL	\$ 1,282,558.00	\$ -	\$ -	-	2/24/2010	99% Complete
LOS ANGELES	LOS ANGELES UNIFIED	BRENTWOOD SCIENCE	EL	\$ 645,953.00	\$ -	\$ -	20	9/26/2007	100% Complete
LOS ANGELES	LOS ANGELES UNIFIED	BRENTWOOD SCIENCE	EL	\$ 428,033.00	\$ -	\$ -	-	5/22/2013	Apportioned
LOS ANGELES	LOS ANGELES UNIFIED	BRIGHT ELEMENTARY	EL	\$ 859,529.00	\$ -	\$ -	37	7/23/2008	99% Complete
LOS ANGELES	LOS ANGELES UNIFIED	BRIGHT ELEMENTARY	EL	\$ 855,003.00	\$ -	\$ -	-	5/22/2013	Apportioned
LOS ANGELES	LOS ANGELES UNIFIED	BROAD AVENUE ELEMENTARY	EL	\$ 1,200,105.00	\$ -	\$ -	44	8/4/2010	99% Complete
LOS ANGELES	LOS ANGELES UNIFIED	BROADACRES AVENUE ELEMENTARY	EL	\$ 704,220.00	\$ -	\$ -	24	7/23/2008	100% Complete
LOS ANGELES	LOS ANGELES UNIFIED	BROADOUS (HILLERY T.) ELEMENTA	EL	\$ 1,508,641.00	\$ -	\$ -	45	8/27/2008	100% Complete
LOS ANGELES	LOS ANGELES UNIFIED	BROOKLYN AVENUE ELEMENTARY	EL	\$ 551,185.00	\$ -	\$ -	-	3/26/2008	100% Complete
LOS ANGELES	LOS ANGELES UNIFIED	BURBANK (LUTHER) JUNIOR HIGH	MI	\$ 1,914,638.00	\$ -	\$ -	-	5/22/2013	Apportioned
LOS ANGELES	LOS ANGELES UNIFIED	BURTON STREET ELEMENTARY	EL	\$ 1,448,669.00	\$ -	\$ -	37	8/27/2008	100% Complete
LOS ANGELES	LOS ANGELES UNIFIED	BUSHNELL WAY ELEMENTARY	EL	\$ 510,984.00	\$ -	\$ -	30	12/15/2010	99% Complete
LOS ANGELES	LOS ANGELES UNIFIED	CABRILLO AVENUE ELEMENTARY	EL	\$ 555,919.00	\$ -	\$ -	26	12/15/2010	90% Complete
LOS ANGELES	LOS ANGELES UNIFIED	CALVERT STREET ELEMENTARY	EL	\$ 1,246,764.00	\$ -	\$ -	-	2/28/2007	Closed
LOS ANGELES	LOS ANGELES UNIFIED	CANOGA PARK SENIOR HIGH	HI	\$ 1,330,160.00	\$ -	\$ -	-	4/25/2007	99% Complete
LOS ANGELES	LOS ANGELES UNIFIED	CANYON ELEMENTARY	EL	\$ 723,500.00	\$ -	\$ -	19	5/22/2013	Apportioned
LOS ANGELES	LOS ANGELES UNIFIED	CAROLDALE AVENUE ELEMENTARY	EL	\$ 643,572.00	\$ -	\$ -	1	5/22/2013	Apportioned
LOS ANGELES	LOS ANGELES UNIFIED	CARSON SENIOR HIGH	HI	\$ 1,776,745.00	\$ -	\$ -	130	12/15/2010	99% Complete
LOS ANGELES	LOS ANGELES UNIFIED	CARSON SENIOR HIGH	HI	\$ 2,792,369.00	\$ -	\$ -	-	5/22/2013	Apportioned
LOS ANGELES	LOS ANGELES UNIFIED	CARVER (GEORGE WASHINGTON) JUN	MI	\$ 860,130.00	\$ -	\$ -	14	12/15/2010	90% Complete
LOS ANGELES	LOS ANGELES UNIFIED	CARVER (GEORGE WASHINGTON) JUN	MI	\$ 1,768,887.00	\$ -	\$ -	-	12/12/2012	Funds Released
LOS ANGELES	LOS ANGELES UNIFIED	CASTELAR STREET ELEMENTARY	EL	\$ 2,323,943.00	\$ -	\$ -	43	6/27/2012	99% Complete
LOS ANGELES	LOS ANGELES UNIFIED	CASTLE HEIGHTS ELEMENTARY	EL	\$ 1,241,840.00	\$ -	\$ -	-	5/22/2013	Apportioned
LOS ANGELES	LOS ANGELES UNIFIED	CENTURY PARK ELEMENTARY	EL	\$ 1,535,127.00	\$ -	\$ -	41	8/4/2010	99% Complete
LOS ANGELES	LOS ANGELES UNIFIED	CHARLES W. BARRETT ELEMENTARY	EL	\$ 1,287,338.00	\$ -	\$ -	56	12/10/2008	99% Complete
LOS ANGELES	LOS ANGELES UNIFIED	CHARNOCK ROAD ELEMENTARY	EL	\$ 288,622.00	\$ -	\$ -	14	9/26/2007	100% Complete
LOS ANGELES	LOS ANGELES UNIFIED	CHATSWORTH SENIOR HIGH	HI	\$ 1,190,798.00	\$ -	\$ -	123	5/22/2013	Apportioned
LOS ANGELES	LOS ANGELES UNIFIED	CHATSWORTH SENIOR HIGH	HI	\$ 946,317.00	\$ -	\$ -	-	5/22/2013	Apportioned
LOS ANGELES	LOS ANGELES UNIFIED	CHEREMOYA AVENUE ELEMENTARY	EL	\$ 334,477.00	\$ -	\$ -	21	7/23/2008	Closed
LOS ANGELES	LOS ANGELES UNIFIED	CIENEGA ELEMENTARY	EL	\$ 1,220,061.00	\$ -	\$ -	35	9/24/2008	97% Complete
LOS ANGELES	LOS ANGELES UNIFIED	CITY TERRACE ELEMENTARY	EL	\$ 416,701.00	\$ -	\$ -	5	12/12/2007	100% Complete
LOS ANGELES	LOS ANGELES UNIFIED	CITY TERRACE ELEMENTARY	EL	\$ 961,216.00	\$ -	\$ -	27	8/27/2008	98% Complete
LOS ANGELES	LOS ANGELES UNIFIED	CLAY (HENRY) MIDDLE	MI	\$ 525,985.00	\$ -	\$ -	-	9/26/2007	99% Complete

ATTACHMENT J - PROPOSITION 1D MODERNIZATION PROJECTS

YEARLY REPORT ON THE STATE GENERAL OBLIGATION BOND MEASURE FOR THE SCHOOL FACILITY PROGRAM - 2014

County	District	School Name	Grade	State Construction Funds	State Site Acquisition Funds	Financial Hardship Funds	Classrooms	Last SAB Date	Status
LOS ANGELES	LOS ANGELES UNIFIED	CLEVELAND (GROVER) HIGH	HI	\$ 4,920,596.00	\$ -	\$ -	118	3/26/2008	99% Complete
LOS ANGELES	LOS ANGELES UNIFIED	CLEVELAND (GROVER) HIGH	HI	\$ 1,427,117.00	\$ -	\$ -	3	9/24/2008	99% Complete
LOS ANGELES	LOS ANGELES UNIFIED	COLDWATER CANYON AVENUE ELEMEN	EL	\$ 649,496.00	\$ -	\$ -	-	12/14/2011	99% Complete
LOS ANGELES	LOS ANGELES UNIFIED	COLFAX AVENUE ELEMENTARY	EL	\$ 1,028,733.00	\$ -	\$ -	30	8/27/2008	99% Complete
LOS ANGELES	LOS ANGELES UNIFIED	COMPTON AVENUE ELEMENTARY	EL	\$ 829,975.00	\$ -	\$ -	26	9/24/2008	99% Complete
LOS ANGELES	LOS ANGELES UNIFIED	CORONA AVENUE ELEMENTARY	EL	\$ 627,138.00	\$ -	\$ -	-	9/26/2007	100% Complete
LOS ANGELES	LOS ANGELES UNIFIED	COWAN AVENUE ELEMENTARY	EL	\$ 1,273,637.00	\$ -	\$ -	29	1/30/2008	100% Complete
LOS ANGELES	LOS ANGELES UNIFIED	CRESCENT HEIGHTS BOULEVARD	EL	\$ 480,217.00	\$ -	\$ -	22	12/15/2010	97% Complete
LOS ANGELES	LOS ANGELES UNIFIED	CRESTWOOD STREET ELEMENTARY	EL	\$ 385,424.00	\$ -	\$ -	-	5/22/2013	Apportioned
LOS ANGELES	LOS ANGELES UNIFIED	CURTISS (GLENN HAMMOND) JUNIOR	MI	\$ 1,245,420.00	\$ -	\$ -	45	12/15/2010	90% Complete
LOS ANGELES	LOS ANGELES UNIFIED	DAHLIA HEIGHTS ELEMENTARY	EL	\$ 350,691.00	\$ -	\$ -	17	12/15/2010	99% Complete
LOS ANGELES	LOS ANGELES UNIFIED	DENKER AVENUE ELEMENTARY	EL	\$ 783,564.00	\$ -	\$ -	34	9/26/2007	99% Complete
LOS ANGELES	LOS ANGELES UNIFIED	DIXIE CANYON AVENUE ELEMENTARY	EL	\$ 2,508,844.00	\$ -	\$ -	-	12/15/2010	99% Complete
LOS ANGELES	LOS ANGELES UNIFIED	DODSON MIDDLE	MI	\$ 3,934,516.00	\$ -	\$ -	65	7/23/2008	99% Complete
LOS ANGELES	LOS ANGELES UNIFIED	DOLORES STREET ELEMENTARY	EL	\$ 595,624.00	\$ -	\$ -	40	10/29/2008	99% Complete
LOS ANGELES	LOS ANGELES UNIFIED	DOMINGUEZ ELEMENTARY	EL	\$ 418,912.00	\$ -	\$ -	-	5/22/2013	Apportioned
LOS ANGELES	LOS ANGELES UNIFIED	DOWNTOWN BUSINESS HIGH	HI	\$ 907,390.00	\$ -	\$ -	30	7/23/2008	99% Complete
LOS ANGELES	LOS ANGELES UNIFIED	DYER STREET ELEMENTARY	EL	\$ 1,359,361.00	\$ -	\$ -	47	10/29/2008	100% Complete
LOS ANGELES	LOS ANGELES UNIFIED	EASTMAN AVENUE ELEMENTARY	EL	\$ 1,093,996.00	\$ -	\$ -	72	10/29/2008	100% Complete
LOS ANGELES	LOS ANGELES UNIFIED	EDISON (THOMAS A.) JUNIOR HIGH	MI	\$ 4,236,805.00	\$ -	\$ -	69	12/10/2008	99% Complete
LOS ANGELES	LOS ANGELES UNIFIED	EL CAMINO REAL SENIOR HIGH	HI	\$ 3,204,247.00	\$ -	\$ -	118	12/15/2010	97% Complete
LOS ANGELES	LOS ANGELES UNIFIED	EL CAMINO REAL SENIOR HIGH	HI	\$ 1,838,753.00	\$ -	\$ -	2	12/12/2012	Funds Released
LOS ANGELES	LOS ANGELES UNIFIED	EL SERENO JUNIOR HIGH	MI	\$ 4,212,458.00	\$ -	\$ -	-	8/27/2008	99% Complete
LOS ANGELES	LOS ANGELES UNIFIED	EL SERENO JUNIOR HIGH	MI	\$ 3,594,547.00	\$ -	\$ -	11	6/27/2012	Funds Released
LOS ANGELES	LOS ANGELES UNIFIED	ELLINGTON (DUKE) HIGH	HI	\$ 59,554.00	\$ -	\$ -	3	12/14/2011	90% Complete
LOS ANGELES	LOS ANGELES UNIFIED	ELYSIAN HEIGHTS ELEMENTARY	EL	\$ 494,803.00	\$ -	\$ -	24	8/27/2008	100% Complete
LOS ANGELES	LOS ANGELES UNIFIED	EMERSON (RALPH WALDO) JUNIOR H	MI	\$ 2,384,219.00	\$ -	\$ -	52	4/25/2007	100% Complete
LOS ANGELES	LOS ANGELES UNIFIED	ENADIA WAY	EL	\$ 1,669,349.00	\$ -	\$ -	14	7/23/2008	99% Complete
LOS ANGELES	LOS ANGELES UNIFIED	ERWIN STREET ELEMENTARY	EL	\$ 1,218,800.00	\$ -	\$ -	-	5/22/2013	Apportioned
LOS ANGELES	LOS ANGELES UNIFIED	ESHELMAN AVENUE ELEMENTARY	EL	\$ 1,039,642.00	\$ -	\$ -	34	9/24/2008	99% Complete
LOS ANGELES	LOS ANGELES UNIFIED	EVERGREEN AVENUE ELEMENTARY	EL	\$ 1,739,174.00	\$ -	\$ -	52	12/15/2010	99% Complete
LOS ANGELES	LOS ANGELES UNIFIED	FAIR AVENUE ELEMENTARY	EL	\$ 1,306,309.00	\$ -	\$ -	59	12/10/2008	90% Complete
LOS ANGELES	LOS ANGELES UNIFIED	FAIRBURN AVENUE ELEMENTARY	EL	\$ 363,764.00	\$ -	\$ -	20	8/27/2008	100% Complete
LOS ANGELES	LOS ANGELES UNIFIED	FARMDALE ELEMENTARY	EL	\$ 635,060.00	\$ -	\$ -	-	1/24/2007	Closed
LOS ANGELES	LOS ANGELES UNIFIED	FENTON AVENUE ELEMENTARY	EL	\$ 746,096.00	\$ -	\$ -	54	12/15/2010	99% Complete
LOS ANGELES	LOS ANGELES UNIFIED	FERNANGELES ELEMENTARY	EL	\$ 969,585.00	\$ -	\$ -	50	12/10/2008	99% Complete
LOS ANGELES	LOS ANGELES UNIFIED	FIFTEENTH STREET ELEMENTARY	EL	\$ 502,955.00	\$ -	\$ -	30	12/15/2010	99% Complete
LOS ANGELES	LOS ANGELES UNIFIED	FIFTY-NINTH STREET ELEMENTARY	EL	\$ 623,080.00	\$ -	\$ -	25	12/15/2010	85% Complete
LOS ANGELES	LOS ANGELES UNIFIED	FIGUEROA STREET ELEMENTARY	EL	\$ 828,917.00	\$ -	\$ -	34	12/15/2010	97% Complete
LOS ANGELES	LOS ANGELES UNIFIED	FIRST STREET ELEMENTARY	EL	\$ 1,411,304.00	\$ -	\$ -	36	12/15/2010	99% Complete
LOS ANGELES	LOS ANGELES UNIFIED	FIRST STREET ELEMENTARY	EL	\$ 588,533.00	\$ -	\$ -	-	5/22/2013	Apportioned
LOS ANGELES	LOS ANGELES UNIFIED	FISHBURN AVENUE ELEMENTARY	EL	\$ 1,330,838.00	\$ -	\$ -	42	8/4/2010	99% Complete
LOS ANGELES	LOS ANGELES UNIFIED	FLEMING (ALEXANDER) JR. HI.	MI	\$ 4,419,796.00	\$ -	\$ -	-	12/12/2007	100% Complete
LOS ANGELES	LOS ANGELES UNIFIED	FLEMING (ALEXANDER) JR. HI.	MI	\$ 399,702.00	\$ -	\$ -	-	5/22/2013	Apportioned
LOS ANGELES	LOS ANGELES UNIFIED	FLORENCE AVENUE ELEMENTARY	EL	\$ 1,025,571.00	\$ -	\$ -	-	5/22/2013	Apportioned
LOS ANGELES	LOS ANGELES UNIFIED	FORTY-NINTH STREET ELEMENTARY	EL	\$ 614,196.00	\$ -	\$ -	17	3/26/2008	100% Complete
LOS ANGELES	LOS ANGELES UNIFIED	FORTY-NINTH STREET ELEMENTARY	EL	\$ 543,378.00	\$ -	\$ -	8	12/15/2010	99% Complete
LOS ANGELES	LOS ANGELES UNIFIED	FOSHAY (JAMES A.) JUNIOR HIGH	EL	\$ 5,713,090.00	\$ -	\$ -	1	5/22/2013	Apportioned
LOS ANGELES	LOS ANGELES UNIFIED	FRANCIS (JOHN H.) POLYTECHNIC	HI	\$ 1,716,783.00	\$ -	\$ -	5	12/15/2010	90% Complete
LOS ANGELES	LOS ANGELES UNIFIED	FRANCIS (JOHN H.) POLYTECHNIC	HI	\$ 1,669,873.00	\$ -	\$ -	-	5/22/2013	Apportioned
LOS ANGELES	LOS ANGELES UNIFIED	FRANKLIN (BENJAMIN) SENIOR HIGH	HI	\$ 2,175,123.00	\$ -	\$ -	107	12/15/2010	79% Complete
LOS ANGELES	LOS ANGELES UNIFIED	FRANKLIN (BENJAMIN) SENIOR HIGH	HI	\$ 1,188,824.00	\$ -	\$ -	-	12/15/2010	99% Complete
LOS ANGELES	LOS ANGELES UNIFIED	FRANKLIN (BENJAMIN) SENIOR HIGH	HI	\$ 2,363,338.00	\$ -	\$ -	-	5/22/2013	Apportioned
LOS ANGELES	LOS ANGELES UNIFIED	FREMONT (JOHN C.) SENIOR HIGH	HI	\$ 7,934,012.00	\$ -	\$ -	137	8/27/2008	54% Complete
LOS ANGELES	LOS ANGELES UNIFIED	FREMONT (JOHN C.) SENIOR HIGH	HI	\$ 2,395,631.00	\$ -	\$ -	-	12/12/2012	Funds Released
LOS ANGELES	LOS ANGELES UNIFIED	FREMONT (JOHN C.) SENIOR HIGH	HI	\$ 3,330,866.00	\$ -	\$ -	-	5/22/2013	Apportioned
LOS ANGELES	LOS ANGELES UNIFIED	FROST (ROBERT) JUNIOR HIGH	MI	\$ 2,744,736.00	\$ -	\$ -	62	1/24/2007	99% Complete
LOS ANGELES	LOS ANGELES UNIFIED	GAGE (HENRY T.) JUNIOR HIGH	MI	\$ 2,274,060.00	\$ -	\$ -	87	12/15/2010	95% Complete
LOS ANGELES	LOS ANGELES UNIFIED	GAGE (HENRY T.) JUNIOR HIGH	MI	\$ 790,701.00	\$ -	\$ -	-	12/15/2010	90% Complete
LOS ANGELES	LOS ANGELES UNIFIED	GARFIELD (JAMES A.) SENIOR HIGH	HI	\$ 1,286,123.00	\$ -	\$ -	4	12/15/2010	99% Complete
LOS ANGELES	LOS ANGELES UNIFIED	GARFIELD (JAMES A.) SENIOR HIGH	HI	\$ 1,017,899.00	\$ -	\$ -	-	5/22/2013	Apportioned
LOS ANGELES	LOS ANGELES UNIFIED	GARVANZA ELEMENTARY	EL	\$ 458,819.00	\$ -	\$ -	-	5/22/2013	Apportioned
LOS ANGELES	LOS ANGELES UNIFIED	GATES STREET ELEMENTARY	EL	\$ 1,165,706.00	\$ -	\$ -	48	8/4/2010	95% Complete
LOS ANGELES	LOS ANGELES UNIFIED	GLEDHILL STREET ELEMENTARY	EL	\$ 583,478.00	\$ -	\$ -	43	8/27/2008	100% Complete
LOS ANGELES	LOS ANGELES UNIFIED	GLEN ALTA ELEMENTARY	EL	\$ 343,332.00	\$ -	\$ -	20	10/29/2008	100% Complete
LOS ANGELES	LOS ANGELES UNIFIED	GRAHAM ELEMENTARY	EL	\$ 452,337.00	\$ -	\$ -	-	12/14/2011	99% Complete

ATTACHMENT J - PROPOSITION 1D MODERNIZATION PROJECTS

YEARLY REPORT ON THE STATE GENERAL OBLIGATION BOND MEASURE FOR THE SCHOOL FACILITY PROGRAM - 2014

County	District	School Name	Grade	State Construction Funds	State Site Acquisition Funds	Financial Hardship Funds	Classrooms	Last SAB Date	Status
LOS ANGELES	LOS ANGELES UNIFIED	GRANADA HILLS SENIOR HIGH	HI	\$ 777,380.00	\$ -	\$ -	-	12/14/2011	99% Complete
LOS ANGELES	LOS ANGELES UNIFIED	GRAND VIEW BOULEVARD ELEMENTARY	EL	\$ 493,326.00	\$ -	\$ -	44	4/25/2007	Closed
LOS ANGELES	LOS ANGELES UNIFIED	GRANT (ULYSSES S.) SENIOR HIGH	HI	\$ 1,161,068.00	\$ -	\$ -	3	12/15/2010	75% Complete
LOS ANGELES	LOS ANGELES UNIFIED	GRANT (ULYSSES S.) SENIOR HIGH	HI	\$ 2,574,540.00	\$ -	\$ -	-	5/22/2013	Apportioned
LOS ANGELES	LOS ANGELES UNIFIED	GRANT (ULYSSES S.) SENIOR HIGH	HI	\$ 748,245.00	\$ -	\$ -	-	5/22/2013	Apportioned
LOS ANGELES	LOS ANGELES UNIFIED	GRAPE STREET ELEMENTARY	EL	\$ 1,591,251.00	\$ -	\$ -	33	10/29/2008	99% Complete
LOS ANGELES	LOS ANGELES UNIFIED	GRIDLEY STREET ELEMENTARY	EL	\$ 624,336.00	\$ -	\$ -	45	12/15/2010	90% Complete
LOS ANGELES	LOS ANGELES UNIFIED	GRIFFIN AVENUE ELEMENTARY	EL	\$ 1,118,997.00	\$ -	\$ -	32	8/27/2008	99% Complete
LOS ANGELES	LOS ANGELES UNIFIED	GRIFFITH (DAVID WARK) JUNIOR H	MI	\$ 1,526,320.00	\$ -	\$ -	3	12/15/2010	90% Complete
LOS ANGELES	LOS ANGELES UNIFIED	GRIFFITH JOYNER ELEMENTARY	EL	\$ 2,221,448.00	\$ -	\$ -	52	9/24/2008	99% Complete
LOS ANGELES	LOS ANGELES UNIFIED	GULF AVENUE ELEMENTARY	EL	\$ 1,610,179.00	\$ -	\$ -	43	1/24/2007	Closed
LOS ANGELES	LOS ANGELES UNIFIED	HADDON AVENUE ELEMENTARY	EL	\$ 3,540,402.00	\$ -	\$ -	49	12/15/2010	97% Complete
LOS ANGELES	LOS ANGELES UNIFIED	HALE (GEORGE ELLERY) JUNIOR HI	MI	\$ 591,330.00	\$ -	\$ -	-	12/12/2012	Funds Released
LOS ANGELES	LOS ANGELES UNIFIED	HAMASAKI (RIGGIN) ELEMENTARY	EL	\$ 513,042.00	\$ -	\$ -	31	12/15/2010	97% Complete
LOS ANGELES	LOS ANGELES UNIFIED	HAMILTON (ALEXANDER) SENIOR HI	HI	\$ 8,219,271.00	\$ -	\$ -	99	9/24/2008	99% Complete
LOS ANGELES	LOS ANGELES UNIFIED	HANCOCK PARK ELEMENTARY	EL	\$ 1,136,094.00	\$ -	\$ -	36	12/15/2010	99% Complete
LOS ANGELES	LOS ANGELES UNIFIED	HARBOR CITY ELEMENTARY	EL	\$ 513,595.00	\$ -	\$ -	-	1/24/2007	Closed
LOS ANGELES	LOS ANGELES UNIFIED	HARDING STREET ELEMENTARY	EL	\$ 1,125,437.00	\$ -	\$ -	36	7/23/2008	100% Complete
LOS ANGELES	LOS ANGELES UNIFIED	HARRISON STREET ELEMENTARY	EL	\$ 1,081,591.00	\$ -	\$ -	-	1/24/2007	Closed
LOS ANGELES	LOS ANGELES UNIFIED	HART STREET ELEMENTARY	EL	\$ 568,352.00	\$ -	\$ -	-	5/22/2013	Apportioned
LOS ANGELES	LOS ANGELES UNIFIED	HARTE (BRET) JUNIOR HIGH	MI	\$ 493,970.00	\$ -	\$ -	16	1/30/2008	99% Complete
LOS ANGELES	LOS ANGELES UNIFIED	HAWAIIAN AVENUE ELEMENTARY	EL	\$ 1,275,746.00	\$ -	\$ -	49	10/29/2008	100% Complete
LOS ANGELES	LOS ANGELES UNIFIED	HELIOTROPE AVENUE ELEMENTARY	EL	\$ 1,282,062.00	\$ -	\$ -	43	12/15/2010	96% Complete
LOS ANGELES	LOS ANGELES UNIFIED	HELIOTROPE AVENUE ELEMENTARY	EL	\$ 794,386.00	\$ -	\$ -	6	12/15/2010	99% Complete
LOS ANGELES	LOS ANGELES UNIFIED	HENRY (PATRICK) JUNIOR HIGH	MI	\$ 415,283.00	\$ -	\$ -	-	12/14/2011	99% Complete
LOS ANGELES	LOS ANGELES UNIFIED	HERRICK AVENUE ELEMENTARY	EL	\$ 1,104,247.00	\$ -	\$ -	40	4/28/2010	99% Complete
LOS ANGELES	LOS ANGELES UNIFIED	HILLSIDE ELEMENTARY	EL	\$ 449,858.00	\$ -	\$ -	27	7/23/2008	99% Complete
LOS ANGELES	LOS ANGELES UNIFIED	HOBART BOULEVARD ELEMENTARY	EL	\$ 730,619.00	\$ -	\$ -	70	8/4/2010	98% Complete
LOS ANGELES	LOS ANGELES UNIFIED	HOLLYWOOD SENIOR HIGH	HI	\$ 1,730,931.00	\$ -	\$ -	-	12/14/2011	99% Complete
LOS ANGELES	LOS ANGELES UNIFIED	HOLLYWOOD SENIOR HIGH	HI	\$ 3,611,228.00	\$ -	\$ -	-	6/27/2012	Funds Released
LOS ANGELES	LOS ANGELES UNIFIED	HOLLYWOOD SENIOR HIGH	HI	\$ 3,901,891.00	\$ -	\$ -	81	12/12/2012	Funds Released
LOS ANGELES	LOS ANGELES UNIFIED	HOOPER AVENUE ELEMENTARY	EL	\$ 296,352.00	\$ -	\$ -	-	5/22/2013	Apportioned
LOS ANGELES	LOS ANGELES UNIFIED	HOOPER AVENUE ELEMENTARY	EL	\$ 2,362,754.00	\$ -	\$ -	75	12/15/2010	99% Complete
LOS ANGELES	LOS ANGELES UNIFIED	HUBBARD STREET ELEMENTARY	EL	\$ 1,490,277.00	\$ -	\$ -	45	8/27/2008	100% Complete
LOS ANGELES	LOS ANGELES UNIFIED	HUMPHREYS AVENUE ELEMENTARY	EL	\$ 600,336.00	\$ -	\$ -	52	9/26/2007	99% Complete
LOS ANGELES	LOS ANGELES UNIFIED	HUNTINGTON DRIVE ELEMENTARY	EL	\$ 551,635.00	\$ -	\$ -	-	1/24/2007	Closed
LOS ANGELES	LOS ANGELES UNIFIED	HUNTINGTON DRIVE ELEMENTARY	EL	\$ 472,917.00	\$ -	\$ -	37	4/25/2007	Closed
LOS ANGELES	LOS ANGELES UNIFIED	HUNTINGTON PARK SENIOR HIGH	HI	\$ 637,555.00	\$ -	\$ -	2	5/22/2013	Apportioned
LOS ANGELES	LOS ANGELES UNIFIED	HYDE PARK BLVD. ELEMENTARY	EL	\$ 1,057,563.00	\$ -	\$ -	39	12/10/2008	99% Complete
LOS ANGELES	LOS ANGELES UNIFIED	INDIAN SPRINGS CONTINUATION	HI	\$ 87,246.00	\$ -	\$ -	3	12/15/2010	99% Complete
LOS ANGELES	LOS ANGELES UNIFIED	JEFFERSON (THOMAS) SENIOR HIGH	HI	\$ 3,363,327.00	\$ -	\$ -	92	12/14/2011	99% Complete
LOS ANGELES	LOS ANGELES UNIFIED	JEFFERSON (THOMAS) SENIOR HIGH	HI	\$ 2,100,052.00	\$ -	\$ -	-	5/22/2013	Apportioned
LOS ANGELES	LOS ANGELES UNIFIED	KENNEDY (JOHN F.) HIGH	HI	\$ 2,268,797.00	\$ -	\$ -	107	12/15/2010	90% Complete
LOS ANGELES	LOS ANGELES UNIFIED	KENNEDY (ROBERT F.) ELEMENTARY	EL	\$ 1,243,154.00	\$ -	\$ -	43	4/28/2010	99% Complete
LOS ANGELES	LOS ANGELES UNIFIED	KING (THOMAS STARR) JUNIOR HIG	MI	\$ 769,650.00	\$ -	\$ -	-	5/22/2013	Apportioned
LOS ANGELES	LOS ANGELES UNIFIED	KITTRIDGE STREET ELEMENTARY	EL	\$ 1,389,046.00	\$ -	\$ -	42	2/28/2007	100% Complete
LOS ANGELES	LOS ANGELES UNIFIED	LANKERSHIM ELEMENTARY	EL	\$ 1,274,532.00	\$ -	\$ -	41	10/29/2008	100% Complete
LOS ANGELES	LOS ANGELES UNIFIED	LANTERMAN (FRANK) HIGH	HI	\$ 197,759.00	\$ -	\$ -	23	9/24/2008	80% Complete
LOS ANGELES	LOS ANGELES UNIFIED	LAUREL ELEMENTARY	EL	\$ 431,989.00	\$ -	\$ -	25	12/15/2010	99% Complete
LOS ANGELES	LOS ANGELES UNIFIED	LE CONTE (JOSEPH) JUNIOR HIGH	MI	\$ 348,450.00	\$ -	\$ -	-	2/28/2007	99% Complete
LOS ANGELES	LOS ANGELES UNIFIED	LEICHMAN (DIANE S.) SPECIAL EDUCATION CENTER	HI	\$ 1,779,862.00	\$ -	\$ -	24	6/27/2007	99% Complete
LOS ANGELES	LOS ANGELES UNIFIED	LIBERTY BOULEVARD ELEMENTARY	EL	\$ 475,623.00	\$ -	\$ -	-	5/22/2013	Apportioned
LOS ANGELES	LOS ANGELES UNIFIED	LILLIAN STREET ELEMENTARY	EL	\$ 1,323,301.00	\$ -	\$ -	28	10/29/2008	99% Complete
LOS ANGELES	LOS ANGELES UNIFIED	LOCKE (ALAIN LEROY) SENIOR HIG	HI	\$ 616,944.00	\$ -	\$ -	-	5/22/2013	Apportioned
LOS ANGELES	LOS ANGELES UNIFIED	LOCKWOOD AVENUE ELEMENTARY	EL	\$ 1,167,071.00	\$ -	\$ -	36	9/24/2008	99% Complete
LOS ANGELES	LOS ANGELES UNIFIED	LOMA VISTA AVENUE ELEMENTARY	EL	\$ 1,732,372.00	\$ -	\$ -	51	12/15/2010	99% Complete
LOS ANGELES	LOS ANGELES UNIFIED	LORETO STREET ELEMENTARY	EL	\$ 462,658.00	\$ -	\$ -	16	12/15/2010	89% Complete
LOS ANGELES	LOS ANGELES UNIFIED	LOS ANGELES CENTER FOR ENRICHE	EL	\$ 1,182,938.00	\$ -	\$ -	56	8/4/2010	99% Complete
LOS ANGELES	LOS ANGELES UNIFIED	LOS ANGELES SENIOR HIGH	HI	\$ 3,895,623.00	\$ -	\$ -	117	12/15/2010	69% Complete
LOS ANGELES	LOS ANGELES UNIFIED	MADISON (JAMES) JUNIOR HIGH	MI	\$ 1,054,660.00	\$ -	\$ -	2	7/23/2008	99% Complete
LOS ANGELES	LOS ANGELES UNIFIED	MALABAR STREET ELEMENTARY	EL	\$ 686,122.00	\$ -	\$ -	-	12/15/2010	97% Complete
LOS ANGELES	LOS ANGELES UNIFIED	MANUAL ARTS HIGH	HI	\$ 1,920,460.00	\$ -	\$ -	92	12/15/2010	97% Complete
LOS ANGELES	LOS ANGELES UNIFIED	MANUAL ARTS HIGH	HI	\$ 786,798.00	\$ -	\$ -	1	5/22/2013	Apportioned
LOS ANGELES	LOS ANGELES UNIFIED	MARIANNA AVENUE ELEMENTARY	EL	\$ 384,648.00	\$ -	\$ -	27	8/27/2008	99% Complete
LOS ANGELES	LOS ANGELES UNIFIED	MARINA DEL REY JUNIOR HIGH	MI	\$ 1,617,849.00	\$ -	\$ -	-	4/23/2008	99% Complete
LOS ANGELES	LOS ANGELES UNIFIED	MARK TWAIN MIDDLE	MI	\$ 1,159,145.00	\$ -	\$ -	53	1/24/2007	Closed

ATTACHMENT J - PROPOSITION 1D MODERNIZATION PROJECTS

YEARLY REPORT ON THE STATE GENERAL OBLIGATION BOND MEASURE FOR THE SCHOOL FACILITY PROGRAM - 2014

County	District	School Name	Grade	State Construction Funds	State Site Acquisition Funds	Financial Hardship Funds	Classrooms	Last SAB Date	Status
LOS ANGELES	LOS ANGELES UNIFIED	MARK TWAIN MIDDLE	MI	\$ 653,624.00	\$ -	\$ -	-	5/22/2013	Apportioned
LOS ANGELES	LOS ANGELES UNIFIED	MARKHAM (EDWIN) MIDDLE	MI	\$ 2,474,207.00	\$ -	\$ -	-	5/22/2013	Apportioned
LOS ANGELES	LOS ANGELES UNIFIED	MARKHAM (EDWIN) MIDDLE	MI	\$ 1,075,573.00	\$ -	\$ -	65	5/22/2013	Apportioned
LOS ANGELES	LOS ANGELES UNIFIED	MARSHALL (JOHN) SENIOR HIGH	HI	\$ 1,911,342.00	\$ -	\$ -	114	12/15/2010	90% Complete
LOS ANGELES	LOS ANGELES UNIFIED	MARSHALL (JOHN) SENIOR HIGH	HI	\$ 3,631,164.00	\$ -	\$ -	-	12/14/2011	99% Complete
LOS ANGELES	LOS ANGELES UNIFIED	MAYALL STREET ELEMENTARY	EL	\$ 488,647.00	\$ -	\$ -	-	9/26/2007	Closed
LOS ANGELES	LOS ANGELES UNIFIED	MCBRIDE (JAMES J.) ELEMENTARY	EL	\$ 2,190,999.00	\$ -	\$ -	26	12/15/2010	98% Complete
LOS ANGELES	LOS ANGELES UNIFIED	MID CITY MAGNET (ALTERNATIVE)	HI	\$ 681,790.00	\$ -	\$ -	15	12/15/2010	99% Complete
LOS ANGELES	LOS ANGELES UNIFIED	MIDDLETON STREET ELEMENTARY	EL	\$ 1,168,869.00	\$ -	\$ -	64	12/15/2010	99% Complete
LOS ANGELES	LOS ANGELES UNIFIED	MONLUX (JOHN B.) ELEMENTARY	EL	\$ 2,006,578.00	\$ -	\$ -	39	12/15/2010	90% Complete
LOS ANGELES	LOS ANGELES UNIFIED	MONROE (JAMES) HIGH	HI	\$ 844,503.00	\$ -	\$ -	2	12/15/2010	97% Complete
LOS ANGELES	LOS ANGELES UNIFIED	MONROE (JAMES) HIGH	HI	\$ 821,133.00	\$ -	\$ -	2	6/27/2012	Funds Released
LOS ANGELES	LOS ANGELES UNIFIED	MONTAGUE STREET ELEMENTARY	EL	\$ 2,478,553.00	\$ -	\$ -	-	5/28/2008	98% Complete
LOS ANGELES	LOS ANGELES UNIFIED	MONTE VISTA STREET ELEMENTARY	EL	\$ 1,678,991.00	\$ -	\$ -	-	5/22/2013	Apportioned
LOS ANGELES	LOS ANGELES UNIFIED	MULHOLLAND (WILLIAM) JUNIOR HIGH	MI	\$ 2,777,566.00	\$ -	\$ -	65	3/26/2008	99% Complete
LOS ANGELES	LOS ANGELES UNIFIED	MURCHISON STREET ELEMENTARY	EL	\$ 718,602.00	\$ -	\$ -	-	1/24/2007	Closed
LOS ANGELES	LOS ANGELES UNIFIED	NARBONNE (NATHANIEL) HIGH	HI	\$ 1,756,552.00	\$ -	\$ -	103	8/27/2008	99% Complete
LOS ANGELES	LOS ANGELES UNIFIED	NARBONNE (NATHANIEL) HIGH	HI	\$ 6,418,691.00	\$ -	\$ -	-	4/28/2010	99% Complete
LOS ANGELES	LOS ANGELES UNIFIED	NARBONNE (NATHANIEL) HIGH	HI	\$ 510,821.00	\$ -	\$ -	2	12/15/2010	97% Complete
LOS ANGELES	LOS ANGELES UNIFIED	NEWMARK (HARRIS) CONTINUATION	HI	\$ 178,598.00	\$ -	\$ -	3	12/14/2011	65% Complete
LOS ANGELES	LOS ANGELES UNIFIED	NIGHTINGALE (FLORENCE) JUNIOR	MI	\$ 2,252,615.00	\$ -	\$ -	72	12/15/2010	99% Complete
LOS ANGELES	LOS ANGELES UNIFIED	NIGHTINGALE (FLORENCE) JUNIOR	MI	\$ 3,930,746.00	\$ -	\$ -	7	12/15/2010	99% Complete
LOS ANGELES	LOS ANGELES UNIFIED	NIMITZ (CHESTER W.) JUNIOR HIGH	MI	\$ 1,255,235.00	\$ -	\$ -	-	5/22/2013	Apportioned
LOS ANGELES	LOS ANGELES UNIFIED	NINETY-SECOND STREET ELEMENTARY	EL	\$ 453,172.00	\$ -	\$ -	-	1/24/2007	Closed
LOS ANGELES	LOS ANGELES UNIFIED	NINETY-SECOND STREET ELEMENTARY	EL	\$ 1,463,185.00	\$ -	\$ -	37	1/30/2008	100% Complete
LOS ANGELES	LOS ANGELES UNIFIED	NINETY-SIXTH STREET ELEMENTARY	EL	\$ 2,064,005.00	\$ -	\$ -	52	9/24/2008	99% Complete
LOS ANGELES	LOS ANGELES UNIFIED	NINETY-THIRD STREET ELEMENTARY	EL	\$ 653,258.00	\$ -	\$ -	60	12/14/2011	99% Complete
LOS ANGELES	LOS ANGELES UNIFIED	NOBLE AVENUE ELEMENTARY	EL	\$ 878,487.00	\$ -	\$ -	58	10/29/2008	93% Complete
LOS ANGELES	LOS ANGELES UNIFIED	NORMANDIE AVENUE ELEMENTARY	EL	\$ 603,271.00	\$ -	\$ -	-	3/26/2008	100% Complete
LOS ANGELES	LOS ANGELES UNIFIED	NORMONT ELEMENTARY	EL	\$ 935,346.00	\$ -	\$ -	22	10/29/2008	100% Complete
LOS ANGELES	LOS ANGELES UNIFIED	NORTH HOLLYWOOD SENIOR HIGH	HI	\$ 896,511.00	\$ -	\$ -	-	12/14/2011	Funds Released
LOS ANGELES	LOS ANGELES UNIFIED	NORTH HOLLYWOOD SENIOR HIGH	HI	\$ 890,279.00	\$ -	\$ -	-	5/22/2013	Apportioned
LOS ANGELES	LOS ANGELES UNIFIED	NORTHTRIDGE JUNIOR HIGH	MI	\$ 434,579.00	\$ -	\$ -	12	1/24/2007	99% Complete
LOS ANGELES	LOS ANGELES UNIFIED	NORWOOD STREET ELEMENTARY	EL	\$ 414,350.00	\$ -	\$ -	43	12/12/2012	Funds Released
LOS ANGELES	LOS ANGELES UNIFIED	O MELVENY ELEMENTARY	EL	\$ 1,416,658.00	\$ -	\$ -	38	1/24/2007	Closed
LOS ANGELES	LOS ANGELES UNIFIED	O MELVENY ELEMENTARY	EL	\$ 559,013.00	\$ -	\$ -	-	9/26/2007	99% Complete
LOS ANGELES	LOS ANGELES UNIFIED	OLIVE VISTA JUNIOR HIGH	MI	\$ 2,078,935.00	\$ -	\$ -	88	12/15/2010	90% Complete
LOS ANGELES	LOS ANGELES UNIFIED	ONE HUNDRED EIGHTEENTH STREET	EL	\$ 869,635.00	\$ -	\$ -	43	8/27/2008	99% Complete
LOS ANGELES	LOS ANGELES UNIFIED	ONE HUNDRED EIGHTEENTH STREET	EL	\$ 431,085.00	\$ -	\$ -	-	5/22/2013	Apportioned
LOS ANGELES	LOS ANGELES UNIFIED	ONE HUNDRED EIGHTY-SIXTH STREET	EL	\$ 2,109,624.00	\$ -	\$ -	48	12/15/2010	99% Complete
LOS ANGELES	LOS ANGELES UNIFIED	ONE HUNDRED EIGHTY-SIXTH STREET	EL	\$ 105,525.00	\$ -	\$ -	-	5/22/2013	Apportioned
LOS ANGELES	LOS ANGELES UNIFIED	ONE HUNDRED FIFTY-THIRD STREET	EL	\$ 547,438.00	\$ -	\$ -	-	1/24/2007	Closed
LOS ANGELES	LOS ANGELES UNIFIED	ONE HUNDRED FIFTY-THIRD STREET	EL	\$ 564,215.00	\$ -	\$ -	19	7/23/2008	100% Complete
LOS ANGELES	LOS ANGELES UNIFIED	ONE HUNDRED NINTH STREET ELEME	EL	\$ 570,535.00	\$ -	\$ -	26	12/15/2010	99% Complete
LOS ANGELES	LOS ANGELES UNIFIED	ONE HUNDRED SEVENTH STREET ELE	EL	\$ 593,107.00	\$ -	\$ -	-	9/26/2007	98% Complete
LOS ANGELES	LOS ANGELES UNIFIED	ONE HUNDRED TWELFTH STREET ELE	EL	\$ 1,844,017.00	\$ -	\$ -	47	8/27/2008	100% Complete
LOS ANGELES	LOS ANGELES UNIFIED	ONE HUNDRED TWENTY-SECOND STREET ELEMENTARY	EL	\$ 1,451,269.00	\$ -	\$ -	47	7/23/2008	100% Complete
LOS ANGELES	LOS ANGELES UNIFIED	OSCEOLA STREET ELEMENTARY	EL	\$ 707,269.00	\$ -	\$ -	22	12/15/2010	99% Complete
LOS ANGELES	LOS ANGELES UNIFIED	OVERLAND AVENUE ELEMENTARY	EL	\$ 1,180,273.00	\$ -	\$ -	-	1/24/2007	Closed
LOS ANGELES	LOS ANGELES UNIFIED	OXNARD STREET ELEMENTARY	EL	\$ 812,648.00	\$ -	\$ -	30	12/10/2008	100% Complete
LOS ANGELES	LOS ANGELES UNIFIED	PACIFIC BOULEVARD ELEM., CRIP	EL	\$ 409,054.00	\$ -	\$ -	-	5/22/2013	Apportioned
LOS ANGELES	LOS ANGELES UNIFIED	PACOIMA ELEMENTARY	EL	\$ 1,837,480.00	\$ -	\$ -	59	8/27/2008	100% Complete
LOS ANGELES	LOS ANGELES UNIFIED	PALISADES CHARTER HIGH	HI	\$ 2,700,577.00	\$ -	\$ -	85	12/12/2012	Funds Released
LOS ANGELES	LOS ANGELES UNIFIED	PALMS JUNIOR HIGH	MI	\$ 2,958,950.00	\$ -	\$ -	59	6/27/2007	99% Complete
LOS ANGELES	LOS ANGELES UNIFIED	PARK WESTERN PLACE ELEMENTARY	EL	\$ 498,538.00	\$ -	\$ -	32	7/23/2008	100% Complete
LOS ANGELES	LOS ANGELES UNIFIED	PEARY (ROBERT E.) JUNIOR HIGH	MI	\$ 629,942.00	\$ -	\$ -	59	3/26/2008	99% Complete
LOS ANGELES	LOS ANGELES UNIFIED	PEARY (ROBERT E.) JUNIOR HIGH	MI	\$ 1,008,466.00	\$ -	\$ -	85	12/15/2010	97% Complete
LOS ANGELES	LOS ANGELES UNIFIED	PEREZ (ALPHONSO B.) SPECIAL ED	EL	\$ 1,717,188.00	\$ -	\$ -	-	5/22/2013	Apportioned
LOS ANGELES	LOS ANGELES UNIFIED	PINEWOOD AVENUE ELEMENTARY	EL	\$ 388,916.00	\$ -	\$ -	-	1/24/2007	Closed
LOS ANGELES	LOS ANGELES UNIFIED	PLAINVIEW AVENUE ELEMENTARY	EL	\$ 759,266.00	\$ -	\$ -	30	12/15/2010	99% Complete
LOS ANGELES	LOS ANGELES UNIFIED	POINT FERMIN ELEMENTARY	EL	\$ 936,810.00	\$ -	\$ -	16	4/23/2008	100% Complete
LOS ANGELES	LOS ANGELES UNIFIED	POMELO DRIVE ELEMENTARY	EL	\$ 1,136,248.00	\$ -	\$ -	36	8/4/2010	99% Complete
LOS ANGELES	LOS ANGELES UNIFIED	PORTER (GEORGE K.) JUNIOR HIGH	MI	\$ 2,891,941.00	\$ -	\$ -	69	12/15/2010	99% Complete
LOS ANGELES	LOS ANGELES UNIFIED	PRESIDENT AVENUE ELEMENTARY	EL	\$ 653,677.00	\$ -	\$ -	34	12/10/2008	100% Complete
LOS ANGELES	LOS ANGELES UNIFIED	RAMONA JUNIOR-SENIOR HIGH	HI	\$ 1,417,820.00	\$ -	\$ -	13	2/24/2010	99% Complete
LOS ANGELES	LOS ANGELES UNIFIED	RAYMOND AVENUE ELEMENTARY	EL	\$ 1,602,685.00	\$ -	\$ -	3	12/14/2011	99% Complete

ATTACHMENT J - PROPOSITION 1D MODERNIZATION PROJECTS

YEARLY REPORT ON THE STATE GENERAL OBLIGATION BOND MEASURE FOR THE SCHOOL FACILITY PROGRAM - 2014

County	District	School Name	Grade	State Construction Funds	State Site Acquisition Funds	Financial Hardship Funds	Classrooms	Last SAB Date	Status
LOS ANGELES	LOS ANGELES UNIFIED	REED (WALTER) JUNIOR HIGH	MI	\$ 1,455,072.00	\$ -	\$ -	63	12/15/2010	95% Complete
LOS ANGELES	LOS ANGELES UNIFIED	RESEDA ELEMENTARY	EL	\$ 799,564.00	\$ -	\$ -	27	12/15/2010	97% Complete
LOS ANGELES	LOS ANGELES UNIFIED	RESEDA SENIOR HIGH	HI	\$ 855,269.00	\$ -	\$ -	4	12/14/2011	97% Complete
LOS ANGELES	LOS ANGELES UNIFIED	RESEDA SENIOR HIGH	HI	\$ 1,866,850.00	\$ -	\$ -	-	5/22/2013	Apportioned
LOS ANGELES	LOS ANGELES UNIFIED	REVERE (PAUL) JUNIOR HIGH	MI	\$ 851,345.00	\$ -	\$ -	75	7/23/2008	99% Complete
LOS ANGELES	LOS ANGELES UNIFIED	RICHLAND AVENUE ELEMENTARY	EL	\$ 1,138,861.00	\$ -	\$ -	26	6/25/2008	100% Complete
LOS ANGELES	LOS ANGELES UNIFIED	RIO VISTA ELEMENTARY	EL	\$ 405,458.00	\$ -	\$ -	24	12/15/2010	90% Complete
LOS ANGELES	LOS ANGELES UNIFIED	RIVERSIDE DRIVE ELEMENTARY	EL	\$ 1,612,955.00	\$ -	\$ -	38	1/24/2007	100% Complete
LOS ANGELES	LOS ANGELES UNIFIED	RIVERSIDE DRIVE ELEMENTARY	EL	\$ 1,632,219.00	\$ -	\$ -	-	7/23/2008	100% Complete
LOS ANGELES	LOS ANGELES UNIFIED	ROBERT LOUIS STEVENSON MIDDLE	MI	\$ 1,741,121.00	\$ -	\$ -	85	12/15/2010	97% Complete
LOS ANGELES	LOS ANGELES UNIFIED	ROOSEVELT (THEODORE) SENIOR HI	HI	\$ 5,587,538.00	\$ -	\$ -	148	12/15/2010	97% Complete
LOS ANGELES	LOS ANGELES UNIFIED	ROOSEVELT (THEODORE) SENIOR HI	HI	\$ 895,877.00	\$ -	\$ -	10	5/22/2013	Apportioned
LOS ANGELES	LOS ANGELES UNIFIED	ROOSEVELT (THEODORE) SENIOR HI	HI	\$ 1,301,127.00	\$ -	\$ -	-	5/22/2013	Apportioned
LOS ANGELES	LOS ANGELES UNIFIED	ROSCOE ELEMENTARY	EL	\$ 607,788.00	\$ -	\$ -	-	6/27/2012	Funds Released
LOS ANGELES	LOS ANGELES UNIFIED	ROSCOMARE ROAD ELEMENTARY	EL	\$ 483,695.00	\$ -	\$ -	25	7/23/2008	99% Complete
LOS ANGELES	LOS ANGELES UNIFIED	ROSEMONT AVENUE ELEMENTARY	EL	\$ 476,630.00	\$ -	\$ -	11	12/14/2011	99% Complete
LOS ANGELES	LOS ANGELES UNIFIED	ROWAN AVENUE ELEMENTARY	EL	\$ 540,719.00	\$ -	\$ -	48	1/24/2007	Closed
LOS ANGELES	LOS ANGELES UNIFIED	RUSSELL ELEMENTARY	EL	\$ 2,025,092.00	\$ -	\$ -	54	12/10/2008	99% Complete
LOS ANGELES	LOS ANGELES UNIFIED	SAN FERNANDO ELEMENTARY	EL	\$ 1,108,531.00	\$ -	\$ -	40	8/4/2010	99% Complete
LOS ANGELES	LOS ANGELES UNIFIED	SAN FERNANDO MIDDLE	MI	\$ 2,825,611.00	\$ -	\$ -	83	12/15/2010	95% Complete
LOS ANGELES	LOS ANGELES UNIFIED	SAN FERNANDO MIDDLE	MI	\$ 404,059.00	\$ -	\$ -	-	5/22/2013	Apportioned
LOS ANGELES	LOS ANGELES UNIFIED	SAN FERNANDO SENIOR HIGH	HI	\$ 584,152.00	\$ -	\$ -	-	5/22/2013	Apportioned
LOS ANGELES	LOS ANGELES UNIFIED	SAN FERNANDO SENIOR HIGH	HI	\$ 798,438.00	\$ -	\$ -	-	5/22/2013	Apportioned
LOS ANGELES	LOS ANGELES UNIFIED	SAN PASCUAL AVENUE ELEMENTARY	EL	\$ 611,325.00	\$ -	\$ -	21	12/15/2010	99% Complete
LOS ANGELES	LOS ANGELES UNIFIED	SAN PEDRO SENIOR HIGH	HI	\$ 2,243,839.00	\$ -	\$ -	123	12/15/2010	97% Complete
LOS ANGELES	LOS ANGELES UNIFIED	SAN PEDRO STREET ELEMENTARY	EL	\$ 413,730.00	\$ -	\$ -	-	12/15/2010	97% Complete
LOS ANGELES	LOS ANGELES UNIFIED	SANTA MONICA BOULEVARD ELEMENT	EL	\$ 620,661.00	\$ -	\$ -	50	12/15/2010	97% Complete
LOS ANGELES	LOS ANGELES UNIFIED	SATICOY ELEMENTARY	EL	\$ 670,319.00	\$ -	\$ -	40	8/27/2008	100% Complete
LOS ANGELES	LOS ANGELES UNIFIED	SATURN STREET ELEMENTARY	EL	\$ 1,490,818.00	\$ -	\$ -	34	8/4/2010	99% Complete
LOS ANGELES	LOS ANGELES UNIFIED	SECOND STREET ELEMENTARY	EL	\$ 594,941.00	\$ -	\$ -	35	7/23/2008	100% Complete
LOS ANGELES	LOS ANGELES UNIFIED	SELLERY (C. MORLEY) SPECIAL EDUCATION CENTER	EL	\$ 1,241,130.00	\$ -	\$ -	17	1/24/2007	Closed
LOS ANGELES	LOS ANGELES UNIFIED	SEVENTH STREET ELEMENTARY	EL	\$ 582,229.00	\$ -	\$ -	28	12/10/2008	100% Complete
LOS ANGELES	LOS ANGELES UNIFIED	SEVENTY-FIFTH STREET ELEMENTARY	EL	\$ 539,803.00	\$ -	\$ -	-	1/24/2007	Closed
LOS ANGELES	LOS ANGELES UNIFIED	SHARP AVENUE ELEMENTARY	EL	\$ 1,442,303.00	\$ -	\$ -	48	8/4/2010	99% Complete
LOS ANGELES	LOS ANGELES UNIFIED	SHERIDAN STREET ELEMENTARY	EL	\$ 539,290.00	\$ -	\$ -	-	12/14/2011	99% Complete
LOS ANGELES	LOS ANGELES UNIFIED	SHERMAN OAKS CENTER FOR ENRICHED STUDIES	HI	\$ 386,721.00	\$ -	\$ -	2	8/4/2010	99% Complete
LOS ANGELES	LOS ANGELES UNIFIED	SHERMAN OAKS ELEMENTARY	EL	\$ 1,414,347.00	\$ -	\$ -	44	2/28/2007	97% Complete
LOS ANGELES	LOS ANGELES UNIFIED	SIERRA PARK ELEMENTARY	EL	\$ 1,247,649.00	\$ -	\$ -	-	12/15/2010	99% Complete
LOS ANGELES	LOS ANGELES UNIFIED	SIXTY-EIGHTH STREET ELEMENTARY	EL	\$ 1,192,073.00	\$ -	\$ -	35	6/27/2007	100% Complete
LOS ANGELES	LOS ANGELES UNIFIED	SIXTY-FIRST STREET ELEMENTARY	EL	\$ 1,838,944.00	\$ -	\$ -	43	12/10/2008	99% Complete
LOS ANGELES	LOS ANGELES UNIFIED	SOLANO AVENUE ELEMENTARY	EL	\$ 339,966.00	\$ -	\$ -	12	8/27/2008	Closed
LOS ANGELES	LOS ANGELES UNIFIED	SOUTH GATE SENIOR HIGH	HI	\$ 2,844,408.00	\$ -	\$ -	121	12/15/2010	97% Complete
LOS ANGELES	LOS ANGELES UNIFIED	SOUTH GATE SENIOR HIGH	HI	\$ 1,662,614.00	\$ -	\$ -	-	12/14/2011	99% Complete
LOS ANGELES	LOS ANGELES UNIFIED	SOUTH GATE SENIOR HIGH	HI	\$ 1,943,035.00	\$ -	\$ -	-	5/22/2013	Apportioned
LOS ANGELES	LOS ANGELES UNIFIED	STAGG STREET ELEMENTARY	EL	\$ 1,092,665.00	\$ -	\$ -	26	4/25/2007	100% Complete
LOS ANGELES	LOS ANGELES UNIFIED	STANFORD AVENUE ELEMENTARY	EL	\$ 424,957.00	\$ -	\$ -	-	2/28/2007	100% Complete
LOS ANGELES	LOS ANGELES UNIFIED	STATE STREET ELEMENTARY	EL	\$ 1,374,730.00	\$ -	\$ -	49	8/4/2010	98% Complete
LOS ANGELES	LOS ANGELES UNIFIED	STERRY (NORA) ELEMENTARY	EL	\$ 1,081,595.00	\$ -	\$ -	23	4/23/2008	100% Complete
LOS ANGELES	LOS ANGELES UNIFIED	STONER AVENUE ELEMENTARY	EL	\$ 644,571.00	\$ -	\$ -	26	9/26/2007	100% Complete
LOS ANGELES	LOS ANGELES UNIFIED	STONER AVENUE ELEMENTARY	EL	\$ 706,563.00	\$ -	\$ -	37	12/15/2010	99% Complete
LOS ANGELES	LOS ANGELES UNIFIED	STONE POINT CONTINUATION	HI	\$ 60,303.00	\$ -	\$ -	3	5/22/2013	Apportioned
LOS ANGELES	LOS ANGELES UNIFIED	STRATHERN STREET ELEMENTARY	EL	\$ 1,297,365.00	\$ -	\$ -	51	12/10/2008	100% Complete
LOS ANGELES	LOS ANGELES UNIFIED	SUN VALLEY JUNIOR HIGH	MI	\$ 3,532,872.00	\$ -	\$ -	80	4/25/2007	Closed
LOS ANGELES	LOS ANGELES UNIFIED	SUNLAND ELEMENTARY	EL	\$ 423,280.00	\$ -	\$ -	-	5/22/2013	Apportioned
LOS ANGELES	LOS ANGELES UNIFIED	SYLMAR ELEMENTARY	EL	\$ 763,762.00	\$ -	\$ -	41	8/27/2008	99% Complete
LOS ANGELES	LOS ANGELES UNIFIED	SYLMAR SENIOR HIGH	HI	\$ 996,534.00	\$ -	\$ -	-	12/15/2010	99% Complete
LOS ANGELES	LOS ANGELES UNIFIED	SYLMAR SENIOR HIGH	HI	\$ 672,492.00	\$ -	\$ -	3	12/14/2011	99% Complete
LOS ANGELES	LOS ANGELES UNIFIED	TAFT (WILLIAM HOWARD) SENIOR HIGH	HI	\$ 874,726.00	\$ -	\$ -	4	12/15/2010	99% Complete
LOS ANGELES	LOS ANGELES UNIFIED	TAFT (WILLIAM HOWARD) SENIOR HIGH	HI	\$ 856,013.00	\$ -	\$ -	-	5/22/2013	Apportioned
LOS ANGELES	LOS ANGELES UNIFIED	TAPER AVENUE ELEMENTARY	EL	\$ 533,405.00	\$ -	\$ -	39	12/15/2010	99% Complete
LOS ANGELES	LOS ANGELES UNIFIED	TELFAIR AVENUE ELEMENTARY	EL	\$ 2,512,555.00	\$ -	\$ -	-	5/22/2013	Apportioned
LOS ANGELES	LOS ANGELES UNIFIED	TENTH STREET ELEMENTARY	EL	\$ 1,469,684.00	\$ -	\$ -	55	8/4/2010	95% Complete
LOS ANGELES	LOS ANGELES UNIFIED	THIRTY-SECOND STREET FUNDAMENT	HI	\$ 1,355,891.00	\$ -	\$ -	39	12/15/2010	95% Complete
LOS ANGELES	LOS ANGELES UNIFIED	TWENTY-FOURTH STREET ELEMENTARY	EL	\$ 999,099.00	\$ -	\$ -	-	1/24/2007	Closed
LOS ANGELES	LOS ANGELES UNIFIED	TWENTY-FOURTH STREET ELEMENTARY	EL	\$ 1,573,200.00	\$ -	\$ -	60	4/25/2007	Closed
LOS ANGELES	LOS ANGELES UNIFIED	TWO HUNDRED THIRTY-SECOND PLACE	EL	\$ 336,068.00	\$ -	\$ -	26	7/23/2008	100% Complete

ATTACHMENT J - PROPOSITION 1D MODERNIZATION PROJECTS

YEARLY REPORT ON THE STATE GENERAL OBLIGATION BOND MEASURE FOR THE SCHOOL FACILITY PROGRAM - 2014

County	District	School Name	Grade	State Construction Funds	State Site Acquisition Funds	Financial Hardship Funds	Classrooms	Last SAB Date	Status
LOS ANGELES	LOS ANGELES UNIFIED	UNION AVENUE ELEMENTARY	EL	\$ 775,479.00	\$ -	\$ -	62	12/15/2010	90% Complete
LOS ANGELES	LOS ANGELES UNIFIED	UNIVERSITY SENIOR HIGH	HI	\$ 2,049,891.00	\$ -	\$ -	94	12/15/2010	97% Complete
LOS ANGELES	LOS ANGELES UNIFIED	UTAH STREET ELEMENTARY	EL	\$ 497,224.00	\$ -	\$ -	-	12/12/2007	100% Complete
LOS ANGELES	LOS ANGELES UNIFIED	VALERIO STREET ELEMENTARY	EL	\$ 799,050.00	\$ -	\$ -	53	8/4/2010	98% Complete
LOS ANGELES	LOS ANGELES UNIFIED	VAN DEENE AVENUE ELEMENTARY	EL	\$ 484,093.00	\$ -	\$ -	31	12/15/2010	99% Complete
LOS ANGELES	LOS ANGELES UNIFIED	VAN NUYS JUNIOR HIGH	MI	\$ 532,558.00	\$ -	\$ -	-	5/22/2013	Apportioned
LOS ANGELES	LOS ANGELES UNIFIED	VAN NUYS SENIOR HIGH	HI	\$ 3,107,720.00	\$ -	\$ -	-	8/27/2008	99% Complete
LOS ANGELES	LOS ANGELES UNIFIED	VAN NUYS SENIOR HIGH	HI	\$ 3,155,958.00	\$ -	\$ -	1	12/14/2011	Funds Released
LOS ANGELES	LOS ANGELES UNIFIED	VENICE SENIOR HIGH	HI	\$ 633,840.00	\$ -	\$ -	-	5/22/2013	Apportioned
LOS ANGELES	LOS ANGELES UNIFIED	VERNON CITY ELEMENTARY	EL	\$ 271,821.00	\$ -	\$ -	13	12/15/2010	97% Complete
LOS ANGELES	LOS ANGELES UNIFIED	VINE STREET ELEMENTARY	EL	\$ 403,195.00	\$ -	\$ -	27	12/12/2012	Funds Released
LOS ANGELES	LOS ANGELES UNIFIED	VINEDALE ELEMENTARY	EL	\$ 774,888.00	\$ -	\$ -	25	6/27/2012	Funds Released
LOS ANGELES	LOS ANGELES UNIFIED	VINTAGE STREET FUNDAMENTAL	EL	\$ 685,468.00	\$ -	\$ -	35	8/27/2008	99% Complete
LOS ANGELES	LOS ANGELES UNIFIED	VIRGIL JUNIOR HIGH	MI	\$ 857,487.00	\$ -	\$ -	-	5/22/2013	Apportioned
LOS ANGELES	LOS ANGELES UNIFIED	WALGROVE AVENUE ELEMENTARY	EL	\$ 1,076,123.00	\$ -	\$ -	29	1/30/2008	100% Complete
LOS ANGELES	LOS ANGELES UNIFIED	WASHINGTON (GEORGE) PREP HIGH	HI	\$ 2,163,876.00	\$ -	\$ -	148	12/14/2011	99% Complete
LOS ANGELES	LOS ANGELES UNIFIED	WASHINGTON (GEORGE) PREP HIGH	HI	\$ 2,870,114.00	\$ -	\$ -	-	6/27/2012	99% Complete
LOS ANGELES	LOS ANGELES UNIFIED	WASHINGTON (GEORGE) PREP HIGH	HI	\$ 3,700,049.00	\$ -	\$ -	-	12/12/2012	Funds Released
LOS ANGELES	LOS ANGELES UNIFIED	WEBSTER (DANIEL) JUNIOR HIGH	MI	\$ 1,284,770.00	\$ -	\$ -	62	12/12/2012	Funds Released
LOS ANGELES	LOS ANGELES UNIFIED	WEIGAND AVENUE ELEMENTARY	EL	\$ 899,077.00	\$ -	\$ -	24	7/23/2008	97% Complete
LOS ANGELES	LOS ANGELES UNIFIED	WEST VALLEY SPECIAL EDUCATION CTR.	EL	\$ 1,580,698.00	\$ -	\$ -	-	4/23/2008	100% Complete
LOS ANGELES	LOS ANGELES UNIFIED	WESTCHESTER SENIOR HIGH	HI	\$ 993,807.00	\$ -	\$ -	-	12/14/2011	45% Complete
LOS ANGELES	LOS ANGELES UNIFIED	WESTCHESTER SENIOR HIGH	HI	\$ 1,119,501.00	\$ -	\$ -	70	5/22/2013	Apportioned
LOS ANGELES	LOS ANGELES UNIFIED	WESTERN AVENUE ELEMENTARY	EL	\$ 469,635.00	\$ -	\$ -	-	1/24/2007	Closed
LOS ANGELES	LOS ANGELES UNIFIED	WESTPORT HEIGHTS ELEMENTARY	EL	\$ 1,083,080.00	\$ -	\$ -	21	1/24/2007	Closed
LOS ANGELES	LOS ANGELES UNIFIED	WESTSIDE GLOBAL AWARENESS MAGNET	EL	\$ 1,325,995.00	\$ -	\$ -	-	5/22/2013	Apportioned
LOS ANGELES	LOS ANGELES UNIFIED	WHITE POINT ELEMENTARY	EL	\$ 1,290,108.00	\$ -	\$ -	25	12/15/2010	99% Complete
LOS ANGELES	LOS ANGELES UNIFIED	WIDNEY (JOSEPH POMEROY) HIGH	HI	\$ 1,364,396.00	\$ -	\$ -	35	12/10/2008	99% Complete
LOS ANGELES	LOS ANGELES UNIFIED	WILLENBERG (ERNEST P.) SPECIAL	EL	\$ 2,106,865.00	\$ -	\$ -	32	10/29/2008	100% Complete
LOS ANGELES	LOS ANGELES UNIFIED	WILMINGTON JUNIOR HIGH	MI	\$ 3,289,184.00	\$ -	\$ -	84	10/29/2008	99% Complete
LOS ANGELES	LOS ANGELES UNIFIED	WILMINGTON PARK ELEMENTARY	EL	\$ 1,706,101.00	\$ -	\$ -	54	7/23/2008	100% Complete
LOS ANGELES	LOS ANGELES UNIFIED	WINNETKA AVENUE ELEMENTARY	EL	\$ 364,489.00	\$ -	\$ -	-	12/14/2011	99% Complete
LOS ANGELES	LOS ANGELES UNIFIED	WOODLAND HILLS ELEMENTARY	EL	\$ 683,006.00	\$ -	\$ -	-	5/22/2013	Apportioned
LOS ANGELES	LOS ANGELES UNIFIED	WOODLAWN AVENUE ELEMENTARY	EL	\$ 1,440,582.00	\$ -	\$ -	32	12/15/2010	99% Complete
LOS ANGELES	LOS ANGELES UNIFIED	WOODLAWN AVENUE ELEMENTARY	EL	\$ 905,015.00	\$ -	\$ -	-	5/22/2013	Apportioned
LOS ANGELES	LOS ANGELES UNIFIED	WRIGHT (ORVILLE) MIDDLE	MI	\$ 1,441,057.00	\$ -	\$ -	58	2/24/2010	99% Complete
LOS ANGELES	LYNWOOD UNIFIED	ROGERS (WILL) ELEMENTARY	EL	\$ 1,332,243.00	\$ -	\$ -	18	12/14/2011	100% Complete
LOS ANGELES	MONROVIA UNIFIED	MONROVIA HIGH	HI	\$ 4,997,497.00	\$ -	\$ -	18	12/15/2010	Funds Released
LOS ANGELES	MONTEBELLO UNIFIED	BELL GARDENS HIGH	HI	\$ 1,415,002.00	\$ -	\$ -	24	2/27/2008	Closed
LOS ANGELES	MONTEBELLO UNIFIED	VAIL CONTINUATION HIGH	HI	\$ 1,081,667.00	\$ -	\$ -	-	2/27/2008	Closed
LOS ANGELES	NORWALK-LA MIRADA UNIFIED	EASTWOOD ELEMENTARY	EL	\$ 2,433,066.00	\$ -	\$ -	24	1/30/2008	Closed
LOS ANGELES	NORWALK-LA MIRADA UNIFIED	ESCALONA ELEMENTARY	EL	\$ 3,180,186.00	\$ -	\$ -	24	2/27/2008	Closed
LOS ANGELES	NORWALK-LA MIRADA UNIFIED	GLAZIER (ANNA M.) ELEMENTARY	EL	\$ 3,708,416.00	\$ -	\$ -	25	7/23/2008	Closed
LOS ANGELES	NORWALK-LA MIRADA UNIFIED	GLENN (JOHN H.) HIGH	HI	\$ 863,654.00	\$ -	\$ -	-	7/23/2008	Closed
LOS ANGELES	NORWALK-LA MIRADA UNIFIED	LAMPTON (LORETTA) ELEMENTARY	EL	\$ 3,749,388.00	\$ -	\$ -	25	9/24/2008	100% Complete
LOS ANGELES	NORWALK-LA MIRADA UNIFIED	MOFFITT (THOMAS B.) ELEMENTARY	EL	\$ 4,029,081.00	\$ -	\$ -	-	4/23/2008	Closed
LOS ANGELES	PALOS VERDES PENINSULA UNIFIED	DAPPLEGRAY ELEMENTARY	EL	\$ 1,102,873.00	\$ -	\$ -	-	12/14/2011	100% Complete
LOS ANGELES	PALOS VERDES PENINSULA UNIFIED	MONTEMALAGA ELEMENTARY	EL	\$ 433,097.00	\$ -	\$ -	-	12/14/2011	100% Complete
LOS ANGELES	PALOS VERDES PENINSULA UNIFIED	PALOS VERDES HIGH	HI	\$ 1,062,415.00	\$ -	\$ -	-	12/14/2011	100% Complete
LOS ANGELES	PALOS VERDES PENINSULA UNIFIED	RIDGECREST INTERMEDIATE	MI	\$ 590,040.00	\$ -	\$ -	-	1/24/2007	Closed
LOS ANGELES	PALOS VERDES PENINSULA UNIFIED	RIDGECREST INTERMEDIATE	MI	\$ 1,004,212.00	\$ -	\$ -	-	12/14/2011	100% Complete
LOS ANGELES	PASADENA UNIFIED	WILLARD ELEMENTARY	EL	\$ 201,041.00	\$ -	\$ -	1	12/14/2011	100% Complete
LOS ANGELES	POMONA UNIFIED	ALCOTT ELEMENTARY	EL	\$ 1,174,240.00	\$ -	\$ -	6	1/24/2007	Closed
LOS ANGELES	POMONA UNIFIED	ARMSTRONG ELEMENTARY	EL	\$ 537,303.00	\$ -	\$ -	-	1/24/2007	Closed
LOS ANGELES	POMONA UNIFIED	ARROYO ELEMENTARY	EL	\$ 1,668,050.00	\$ -	\$ -	11	1/24/2007	Closed
LOS ANGELES	POMONA UNIFIED	DECKER ELEMENTARY	EL	\$ 1,037,545.00	\$ -	\$ -	34	12/14/2011	100% Complete
LOS ANGELES	POMONA UNIFIED	DECKER ELEMENTARY	EL	\$ 1,386,792.00	\$ -	\$ -	34	5/22/2013	Apportioned
LOS ANGELES	POMONA UNIFIED	LINCOLN ELEMENTARY	EL	\$ 555,595.00	\$ -	\$ -	-	12/14/2011	100% Complete
LOS ANGELES	POMONA UNIFIED	LORBEER JUNIOR HIGH	MI	\$ 362,429.00	\$ -	\$ -	1	1/24/2007	Closed
LOS ANGELES	POMONA UNIFIED	MADISON ELEMENTARY	EL	\$ 810,538.00	\$ -	\$ -	4	1/24/2007	Closed
LOS ANGELES	POMONA UNIFIED	MENDOZA ELEMENTARY	EL	\$ 1,236,749.00	\$ -	\$ -	8	1/24/2007	Closed
LOS ANGELES	POMONA UNIFIED	MONTVUE ELEMENTARY	EL	\$ 1,190,540.00	\$ -	\$ -	6	12/14/2011	100% Complete
LOS ANGELES	POMONA UNIFIED	POMONA SENIOR HIGH	HI	\$ 2,145,138.00	\$ -	\$ -	11	1/24/2007	98% Complete
LOS ANGELES	REDONDO BEACH UNIFIED	LINCOLN ELEMENTARY	EL	\$ 391,665.00	\$ -	\$ -	26	12/12/2012	Funds Released
LOS ANGELES	REDONDO BEACH UNIFIED	MADISON ELEMENTARY	EL	\$ 128,741.00	\$ -	\$ -	-	12/12/2012	Funds Released
LOS ANGELES	REDONDO BEACH UNIFIED	REDONDO HIGH	HI	\$ 2,375,952.00	\$ -	\$ -	3	12/14/2011	100% Complete

ATTACHMENT J - PROPOSITION 1D MODERNIZATION PROJECTS

YEARLY REPORT ON THE STATE GENERAL OBLIGATION BOND MEASURE FOR THE SCHOOL FACILITY PROGRAM - 2014

County	District	School Name	Grade	State Construction Funds	State Site Acquisition Funds	Financial Hardship Funds	Classrooms	Last SAB Date	Status
LOS ANGELES	ROSEMEAD ELEMENTARY	MUSCATEL INTERMEDIATE	MI	\$ 1,108,440.00	\$ -	\$ -	-	1/24/2007	Closed
LOS ANGELES	ROWLAND UNIFIED	ALVARADO INTERMEDIATE	MI	\$ 2,412,564.00	\$ -	\$ -	25	12/14/2011	95% Complete
LOS ANGELES	ROWLAND UNIFIED	BLANDFORD ELEMENTARY	EL	\$ 367,761.00	\$ -	\$ -	14	12/14/2011	100% Complete
LOS ANGELES	ROWLAND UNIFIED	HOLLINGWORTH ELEMENTARY	EL	\$ 484,299.00	\$ -	\$ -	14	12/12/2012	Funds Released
LOS ANGELES	ROWLAND UNIFIED	HURLEY ELEMENTARY	EL	\$ 307,800.00	\$ -	\$ -	10	12/14/2011	100% Complete
LOS ANGELES	ROWLAND UNIFIED	JOHN A. ROWLAND HIGH	HI	\$ 4,772,534.00	\$ -	\$ -	15	6/27/2012	Funds Released
LOS ANGELES	ROWLAND UNIFIED	NOGALES HIGH	HI	\$ 5,832,551.00	\$ -	\$ -	23	12/14/2011	90% Complete
LOS ANGELES	ROWLAND UNIFIED	NORTHAM ELEMENTARY	EL	\$ 401,591.00	\$ -	\$ -	13	6/27/2012	Funds Released
LOS ANGELES	ROWLAND UNIFIED	SHELYN ELEMENTARY	EL	\$ 685,470.00	\$ -	\$ -	19	6/27/2012	Funds Released
LOS ANGELES	ROWLAND UNIFIED	VILLACORTA ELEMENTARY	EL	\$ 979,408.00	\$ -	\$ -	15	6/27/2012	Funds Released
LOS ANGELES	SAN GABRIEL UNIFIED	DEL MAR HIGH	HI	\$ 488,513.00	\$ -	\$ -	3	12/14/2011	100% Complete
LOS ANGELES	SAUGUS UNION ELEMENTARY	EMBLEM ELEMENTARY	EL	\$ 1,772,581.00	\$ -	\$ -	15	7/25/2007	Closed
LOS ANGELES	SOUTH WHITTIER ELEMENTARY	LAKE MARIE ELEMENTARY	EL	\$ 137,871.00	\$ -	\$ -	-	5/22/2013	Apportioned
LOS ANGELES	TEMPLE CITY UNIFIED	EMPEROR ELEMENTARY	EL	\$ 1,341,988.00	\$ -	\$ -	4	1/30/2008	Closed
LOS ANGELES	TORRANCE UNIFIED	HULL (J. H.) MIDDLE	MI	\$ 2,338,086.00	\$ -	\$ -	27	12/12/2012	Funds Released
LOS ANGELES	TORRANCE UNIFIED	HULL (J. H.) MIDDLE	MI	\$ 724,498.00	\$ -	\$ -	-	3/28/2012	100% Complete
LOS ANGELES	TORRANCE UNIFIED	MAGRUDER (PHILIP) MIDDLE	MI	\$ 872,047.00	\$ -	\$ -	35	5/22/2013	Apportioned
LOS ANGELES	TORRANCE UNIFIED	SOUTH HIGH	HI	\$ 2,746,931.00	\$ -	\$ -	100	12/12/2012	Funds Released
LOS ANGELES	TORRANCE UNIFIED	WALTERIA ELEMENTARY	EL	\$ 319,308.00	\$ -	\$ -	35	5/22/2013	Apportioned
LOS ANGELES	WALNUT VALLEY UNIFIED	CYRUS J. MORRIS ELEMENTARY	EL	\$ 2,370,721.00	\$ -	\$ -	20	6/27/2012	37% Complete
LOS ANGELES	WALNUT VALLEY UNIFIED	MAPLE HILL ELEMENTARY	EL	\$ 2,534,428.00	\$ -	\$ -	21	12/12/2012	Funds Released
LOS ANGELES	WHITTIER UNION HIGH	FRONTIER HIGH (CONTINUATION)	HI	\$ 748,613.00	\$ -	\$ -	-	1/24/2007	Closed
LOS ANGELES	WHITTIER UNION HIGH	LA SERNA HIGH	HI	\$ 814,482.00	\$ -	\$ -	-	1/24/2007	Closed
LOS ANGELES	WHITTIER UNION HIGH	PIONEER HIGH	HI	\$ 541,345.00	\$ -	\$ -	-	1/24/2007	Closed
LOS ANGELES	WHITTIER UNION HIGH	SANTA FE HIGH	HI	\$ 1,530,170.00	\$ -	\$ -	-	1/24/2007	100% Complete
LOS ANGELES	WHITTIER UNION HIGH	SANTA FE HIGH	HI	\$ 2,294,240.00	\$ -	\$ -	12	12/12/2012	Funds Released
LOS ANGELES	WHITTIER UNION HIGH	WHITTIER HIGH	HI	\$ 866,312.00	\$ -	\$ -	2	1/24/2007	Closed
LOS ANGELES	WILLIAM S. HART UNION HIGH	SIERRA VISTA JUNIOR HIGH	MI	\$ 5,218,563.00	\$ -	\$ -	32	12/14/2011	98% Complete
LOS ANGELES	WISEBURN ELEMENTARY	CABRILLO (JUAN) ELEMENTARY	EL	\$ 1,990,038.00	\$ -	\$ -	18	9/26/2007	Closed
LOS ANGELES	WISEBURN ELEMENTARY	RICHARD HENRY DANA MIDDLE	MI	\$ 3,575,930.00	\$ -	\$ -	25	1/24/2007	Closed
LOS ANGELES County Totals				\$ 806,787,228.00	\$ -	\$ 2,106,058.00			
MADERA	BASS LAKE JOINT UNION ELEMENTARY	OAK CREEK INTERMEDIATE	MI	\$ 858,741.00	\$ -	\$ -	8	4/23/2008	Closed
MADERA	BASS LAKE JOINT UNION ELEMENTARY	OAKHURST ELEMENTARY	EL	\$ 1,276,756.00	\$ -	\$ -	11	12/15/2010	99% Complete
MADERA	BASS LAKE JOINT UNION ELEMENTARY	WASUMA ELEMENTARY	EL	\$ 684,302.00	\$ -	\$ -	7	4/23/2008	100% Complete
MADERA	BASS LAKE JOINT UNION ELEMENTARY	WASUMA ELEMENTARY	EL	\$ 491,930.00	\$ -	\$ -	4	6/27/2012	Funds Released
MADERA	GOLDEN VALLEY UNIFIED	SIERRA VIEW ELEMENTARY	EL	\$ 950,994.00	\$ -	\$ -	7	12/12/2012	Funds Released
MADERA	GOLDEN VALLEY UNIFIED	WEBSTER ELEMENTARY	EL	\$ 2,227,378.00	\$ -	\$ -	31	6/27/2007	Closed
MADERA	MADERA COUNTY OFFICE OF EDUCATION	COARSEGOLD ELEMENTARY	EL	\$ 199,246.00	\$ -	\$ 132,830.00	2	1/30/2008	100% Complete
MADERA	MADERA COUNTY OFFICE OF EDUCATION	SPECIAL EDUCATION - GOULD CENTER	EL	\$ 153,952.00	\$ -	\$ 392,194.00	5	10/24/2012	Closed
MADERA	MADERA UNIFIED	MOUNTAIN VISTA HIGH (CONTINUAT	HI	\$ 867,481.00	\$ -	\$ -	6	9/24/2008	Closed
MADERA	YOSEMITE UNIFIED	YOSEMITE HIGH	HI	\$ 638,986.00	\$ -	\$ -	5	6/27/2012	100% Complete
MADERA County Totals				\$ 8,349,766.00	\$ -	\$ 525,024.00			
MARIN	BOLINAS-STINSON UNION ELEMENTARY	BOLINAS ELEMENTARY	EL	\$ 438,835.00	\$ -	\$ -	9	12/15/2010	100% Complete
MARIN	NOVATO UNIFIED	HAMILTON MEADOW PARK ELEMENTAR	EL	\$ 1,453,640.00	\$ -	\$ -	10	8/27/2008	Closed
MARIN	NOVATO UNIFIED	HAMILTON MEADOW PARK ELEMENTAR	EL	\$ 487,261.00	\$ -	\$ -	20	10/29/2008	Closed
MARIN	NOVATO UNIFIED	LOMA VERDE ELEMENTARY	EL	\$ 986,901.00	\$ -	\$ -	12	7/23/2008	Closed
MARIN	NOVATO UNIFIED	LOMA VERDE ELEMENTARY	EL	\$ 844,969.00	\$ -	\$ -	8	10/29/2008	Closed
MARIN	NOVATO UNIFIED	LYNWOOD ELEMENTARY	EL	\$ 1,214,783.00	\$ -	\$ -	18	4/28/2010	100% Complete
MARIN	NOVATO UNIFIED	NOVATO HIGH	HI	\$ 874,180.00	\$ -	\$ -	-	5/22/2013	Apportioned
MARIN	NOVATO UNIFIED	OLIVE ELEMENTARY	EL	\$ 1,975,443.00	\$ -	\$ -	20	4/28/2010	100% Complete
MARIN	NOVATO UNIFIED	PLEASANT VALLEY ELEMENTARY	EL	\$ 1,079,155.00	\$ -	\$ -	13	8/27/2008	Closed
MARIN	NOVATO UNIFIED	PLEASANT VALLEY ELEMENTARY	EL	\$ 741,724.00	\$ -	\$ -	8	8/27/2008	Closed
MARIN	NOVATO UNIFIED	RANCHO ELEMENTARY	EL	\$ 884,146.00	\$ -	\$ -	10	7/23/2008	Closed
MARIN	NOVATO UNIFIED	RANCHO ELEMENTARY	EL	\$ 891,385.00	\$ -	\$ -	10	10/29/2008	Closed
MARIN	NOVATO UNIFIED	SAN MARIN HIGH	HI	\$ 1,252,260.00	\$ -	\$ -	19	7/23/2008	Closed
MARIN	NOVATO UNIFIED	SAN MARIN HIGH	HI	\$ 4,166,813.00	\$ -	\$ -	6	7/23/2008	Closed
MARIN	NOVATO UNIFIED	SAN MARIN HIGH	HI	\$ 371,955.00	\$ -	\$ -	11	7/23/2008	Closed
MARIN	NOVATO UNIFIED	SAN RAMON ELEMENTARY	EL	\$ 2,119,017.00	\$ -	\$ -	23	7/23/2008	Closed
MARIN	NOVATO UNIFIED	SINALOA MIDDLE	MI	\$ 1,608,206.00	\$ -	\$ -	18	7/23/2008	Closed
MARIN	NOVATO UNIFIED	SINALOA MIDDLE	MI	\$ 1,860,801.00	\$ -	\$ -	13	7/23/2008	Closed
MARIN	SAN RAFAEL CITY ELEMENTARY	SHORT ELEMENTARY	EL	\$ 1,069,668.00	\$ -	\$ -	8	12/12/2012	Funds Released
MARIN	SAUSALITO MARIN CITY	BAYSIDE ELEMENTARY	EL	\$ 651,852.00	\$ -	\$ -	3	1/30/2008	Closed

ATTACHMENT J - PROPOSITION 1D MODERNIZATION PROJECTS

YEARLY REPORT ON THE STATE GENERAL OBLIGATION BOND MEASURE FOR THE SCHOOL FACILITY PROGRAM - 2014

County	District	School Name	Grade	State Construction Funds	State Site Acquisition Funds	Financial Hardship Funds	Classrooms	Last SAB Date	Status
MARIN County Totals				\$ 24,972,994.00	\$ -	\$ -			
MENDOCINO	ANDERSON VALLEY UNIFIED	ANDERSON VALLEY ELEMENTARY	EL	\$ 602,983.00	\$ -	\$ -	-	5/22/2013	Apportioned
MENDOCINO	ANDERSON VALLEY UNIFIED	ANDERSON VALLEY JUNIOR-SENIOR	HI	\$ 833,793.00	\$ -	\$ -	-	5/22/2013	Apportioned
MENDOCINO	FORT BRAGG UNIFIED	DANA (GRAY) ELEMENTARY	EL	\$ 3,475,784.00	\$ -	\$ -	19	3/26/2008	Closed
MENDOCINO	FORT BRAGG UNIFIED	FORT BRAGG SENIOR HIGH	HI	\$ 4,794,752.00	\$ -	\$ -	27	6/27/2012	Funds Released
MENDOCINO	MENDOCINO COUNTY OFFICE OF EDUCATION	JUVENILE HALL/COMMUNITY	HI	\$ 25,886.00	\$ -	\$ -	-	12/15/2010	100% Complete
MENDOCINO	MENDOCINO UNIFIED	MENDOCINO GRAMMAR	EL	\$ 746,773.00	\$ -	\$ -	4	12/10/2008	100% Complete
MENDOCINO	MENDOCINO UNIFIED	MENDOCINO HIGH	HI	\$ 709,683.00	\$ -	\$ -	13	12/14/2011	100% Complete
MENDOCINO	MENDOCINO UNIFIED	MENDOCINO MIDDLE	MI	\$ 1,461,516.00	\$ -	\$ -	12	7/23/2008	100% Complete
MENDOCINO	UKIAH UNIFIED	CALPELLA ELEMENTARY	EL	\$ 1,326,541.00	\$ -	\$ -	12	4/28/2010	Closed
MENDOCINO	UKIAH UNIFIED	UKIAH HIGH	HI	\$ 7,164,455.00	\$ -	\$ -	59	12/10/2008	Closed
MENDOCINO	UKIAH UNIFIED	UKIAH HIGH	HI	\$ 2,586,333.00	\$ -	\$ -	5	12/14/2011	100% Complete
MENDOCINO	UKIAH UNIFIED	YOKAYO ELEMENTARY	EL	\$ 461,542.00	\$ -	\$ -	28	5/28/2008	Closed
MENDOCINO County Totals				\$ 24,190,041.00	\$ -	\$ -			
MERCED	ATWATER ELEMENTARY	OLAETA (THOMAS) ELEMENTARY	EL	\$ 1,692,462.00	\$ -	\$ -	12	1/24/2007	Closed
MERCED	ATWATER ELEMENTARY	SHAFFER ELEMENTARY	EL	\$ 334,717.00	\$ -	\$ -	-	12/10/2008	Closed
MERCED	DELHI UNIFIED	EL CAPITAN ELEMENTARY	EL	\$ 1,333,178.00	\$ -	\$ -	9	1/24/2007	Closed
MERCED	DELHI UNIFIED	SCHENDEL ELEMENTARY	EL	\$ 2,713,002.00	\$ -	\$ -	18	1/24/2007	Closed
MERCED	MCSWAIN UNION ELEMENTARY	MCSWAIN ELEMENTARY	EL	\$ 488,021.00	\$ -	\$ 325,346.00	4	6/27/2012	99% Complete
MERCED	MERCED COUNTY OFFICE OF EDUCATION	DANIELSON SCHOOL	EL	\$ 337,761.00	\$ -	\$ 225,174.00	2	8/27/2008	99% Complete
MERCED	MERCED COUNTY OFFICE OF EDUCATION	SHELBY	EL	\$ 637,762.00	\$ -	\$ 425,175.00	6	8/27/2008	99% Complete
MERCED	MERCED UNION HIGH	ATWATER HIGH	HI	\$ 191,991.00	\$ -	\$ -	1	12/15/2010	100% Complete
MERCED	MERCED UNION HIGH	LIVINGSTON HIGH	HI	\$ 345,595.00	\$ -	\$ -	2	1/24/2007	Closed
MERCED	PLANADA ELEMENTARY	PLANADA ELEMENTARY	EL	\$ 135,690.00	\$ -	\$ 90,460.00	10	6/27/2012	Funds Released
MERCED County Totals				\$ 8,210,179.00	\$ -	\$ 1,066,155.00			
MODOC	SURPRISE VALLEY JOINT UNIFIED	SURPRISE VALLEY ELEMENTARY	EL	\$ 385,585.00	\$ -	\$ 220,553.00	5	7/23/2008	Closed
MODOC County Totals				\$ 385,585.00	\$ -	\$ 220,553.00			
MONO	EASTERN SIERRA UNIFIED	ANTELOPE ELEMENTARY	EL	\$ 345,196.00	\$ -	\$ -	2	10/29/2008	Closed
MONO	EASTERN SIERRA UNIFIED	BRIDGEPORT ELEMENTARY	EL	\$ 634,571.00	\$ -	\$ -	6	2/27/2008	Closed
MONO	EASTERN SIERRA UNIFIED	COLEVILLE HIGH	HI	\$ 1,041,219.00	\$ -	\$ -	6	10/29/2008	Closed
MONO	EASTERN SIERRA UNIFIED	EDNA BEAMAN ELEMENTARY	EL	\$ 504,537.00	\$ -	\$ -	3	1/30/2008	Closed
MONO	EASTERN SIERRA UNIFIED	HIGH DESERT ACADEMY	HI	\$ 82,744.00	\$ -	\$ -	1	1/30/2008	Closed
MONO	EASTERN SIERRA UNIFIED	LEE VINING ELEMENTARY	EL	\$ 702,101.00	\$ -	\$ -	2	6/27/2012	100% Complete
MONO	EASTERN SIERRA UNIFIED	WALKER RIVER CONTINUATION HIGH	HI	\$ 54,463.00	\$ -	\$ -	1	1/30/2008	Closed
MONO	MAMMOTH UNIFIED	MAMMOTH HIGH	HI	\$ 1,721,395.00	\$ -	\$ -	1	9/26/2007	Closed
MONO County Totals				\$ 5,086,226.00	\$ -	\$ -			
MONTEREY	ALISAL UNION	ALISAL COMMUNITY	EL	\$ 127,740.00	\$ -	\$ 85,160.00	10	12/10/2008	6% Complete
MONTEREY	ALISAL UNION	FRANK PAUL ELEM.	EL	\$ 252,450.00	\$ -	\$ 168,300.00	20	12/10/2008	20% Complete
MONTEREY	ALISAL UNION	FREMONT ELEMENTARY	EL	\$ 100,980.00	\$ -	\$ 67,320.00	8	12/10/2008	20% Complete
MONTEREY	ALISAL UNION	JOHN STEINBECK ELEMENTARY	EL	\$ 4,744,346.00	\$ -	\$ 2,853,187.00	-	12/15/2010	100% Complete
MONTEREY	ALISAL UNION	VIRGINIA ROCCA BARTON ELEMENTARY	EL	\$ 302,940.00	\$ -	\$ 201,960.00	24	12/10/2008	20% Complete
MONTEREY	BIG SUR UNIFIED	PACIFIC VALLEY SCHOOL K-12	EL	\$ 40,256.00	\$ -	\$ 8,749.00	-	10/26/2011	11% Complete
MONTEREY	BRADLEY UNION ELEMENTARY	BRADLEY ELEMENTARY	EL	\$ 210,740.00	\$ -	\$ 80,752.00	-	12/10/2008	Closed
MONTEREY	GREENFIELD UNION ELEMENTARY	OAK AVENUE ELEMENTARY	EL	\$ 912,018.00	\$ -	\$ -	6	6/27/2007	Closed
MONTEREY	MISSION UNION ELEMENTARY	MISSION ELEMENTARY	EL	\$ 374,774.00	\$ -	\$ 231,698.00	5	12/10/2008	100% Complete
MONTEREY	MONTEREY PENINSULA UNIFIED	HIGHLAND ELEMENTARY	EL	\$ 77,428.00	\$ -	\$ -	-	5/22/2013	Closed
MONTEREY	NORTH MONTEREY COUNTY UNIFIED	ECHO VALLEY ELEMENTARY	EL	\$ 2,154,871.00	\$ -	\$ -	30	4/28/2010	Closed
MONTEREY	NORTH MONTEREY COUNTY UNIFIED	ELKHORN ELEMENTARY	EL	\$ 1,934,097.00	\$ -	\$ -	34	4/28/2010	Closed
MONTEREY	NORTH MONTEREY COUNTY UNIFIED	NORTH MONTEREY COUNTY HIGH	HI	\$ 5,133,728.00	\$ -	\$ -	78	12/12/2012	100% Complete
MONTEREY	SALINAS CITY ELEMENTARY	EL GABILAN ELEMENTARY	EL	\$ 1,163,465.00	\$ -	\$ -	4	6/27/2012	Funds Released
MONTEREY	SAN ANTONIO UNION ELEMENTARY	SAN ANTONIO ELEMENTARY	EL	\$ 687,243.00	\$ -	\$ 192,895.00	13	12/10/2008	100% Complete
MONTEREY	SAN LUCAS UNION ELEMENTARY	SAN LUCAS ELEMENTARY	EL	\$ 556,794.00	\$ -	\$ 268,217.00	2	5/22/2013	Apportioned
MONTEREY	SANTA RITA UNION ELEMENTARY	GAVILAN VIEW MIDDLE	MI	\$ 891,081.00	\$ -	\$ -	9	2/27/2008	Closed
MONTEREY	SOUTH MONTEREY COUNTY HIGH	KING CITY HIGH	HI	\$ 9,365.00	\$ -	\$ 6,243.00	42	3/28/2012	95% Complete
MONTEREY County Totals				\$ 19,674,316.00	\$ -	\$ 4,164,481.00			

ATTACHMENT J - PROPOSITION 1D MODERNIZATION PROJECTS

YEARLY REPORT ON THE STATE GENERAL OBLIGATION BOND MEASURE FOR THE SCHOOL FACILITY PROGRAM - 2014

County	District	School Name	Grade	State Construction Funds	State Site Acquisition Funds	Financial Hardship Funds	Classrooms	Last SAB Date	Status
NAPA	NAPA VALLEY UNIFIED	HARVEST MIDDLE	MI	\$ 3,885,387.00	\$ -	\$ -	47	12/15/2010	100% Complete
NAPA	NAPA VALLEY UNIFIED	NAPA HIGH	HI	\$ 2,595,634.00	\$ -	\$ -	10	5/22/2013	Apportioned
NAPA	NAPA VALLEY UNIFIED	NEW TECHNOLOGY HIGH (ALT)	HI	\$ 2,259,220.00	\$ -	\$ -	13	12/14/2011	100% Complete
NAPA	NAPA VALLEY UNIFIED	RIVER MIDDLE (CHARTER)	MI	\$ 1,804,726.00	\$ -	\$ -	47	12/15/2010	100% Complete
NAPA	NAPA VALLEY UNIFIED	SHEARER ELEMENTARY	EL	\$ 2,223,333.00	\$ -	\$ -	20	8/27/2008	Closed
NAPA	NAPA VALLEY UNIFIED	VALLEY OAK HIGH	HI	\$ 1,492,048.00	\$ -	\$ -	6	4/28/2010	100% Complete
NAPA	NAPA VALLEY UNIFIED	YOUNTVILLE ELEMENTARY	EL	\$ 889,353.00	\$ -	\$ -	9	4/28/2010	100% Complete
NAPA County Totals				\$ 15,149,701.00	\$ -	\$ -			
NEVADA	NEVADA CITY	DEER CREEK ELEMENTARY	EL	\$ 2,007,863.00	\$ -	\$ -	17	7/23/2008	90% Complete
NEVADA	NEVADA JOINT UNION HIGH	NEVADA UNION HIGH	HI	\$ 855,658.00	\$ -	\$ -	1	5/28/2008	Closed
NEVADA	NEVADA JOINT UNION HIGH	NEVADA UNION HIGH	HI	\$ 1,416,620.00	\$ -	\$ -	1	12/10/2008	Closed
NEVADA	PLEASANT RIDGE UNION ELEMENTARY	PLEASANT RIDGE UNION ELEMENTAR	EL	\$ 564,973.00	\$ -	\$ -	15	12/15/2010	100% Complete
NEVADA	READY SPRINGS UNION	READY SPRINGS ELEMENTARY	EL	\$ 853,153.00	\$ -	\$ 70,559.00	10	1/24/2007	Closed
NEVADA County Totals				\$ 5,698,267.00	\$ -	\$ 70,559.00			
ORANGE	ANAHEIM CITY	ABRAHAM LINCOLN ELEMENTARY	EL	\$ 2,294,187.00	\$ -	\$ -	20	12/12/2012	Funds Released
ORANGE	ANAHEIM CITY	BARTON ELEMENTARY	EL	\$ 5,003,024.00	\$ -	\$ -	17	12/12/2012	Funds Released
ORANGE	ANAHEIM CITY	EDISON ELEMENTARY	EL	\$ 5,242,280.00	\$ -	\$ -	20	1/24/2007	Closed
ORANGE	ANAHEIM CITY	JEFFERSON ELEMENTARY	EL	\$ 3,362,776.04	\$ -	\$ -	15	12/14/2011	99% Complete
ORANGE	ANAHEIM CITY	LOARA ELEMENTARY	EL	\$ 4,227,279.00	\$ -	\$ -	20	1/24/2007	Closed
ORANGE	ANAHEIM CITY	PALM LANE ELEMENTARY	EL	\$ 5,635,184.00	\$ -	\$ -	20	9/26/2007	Closed
ORANGE	CAPISTRANO UNIFIED	NEWHART MIDDLE	MI	\$ 4,414,133.00	\$ -	\$ -	16	5/28/2008	Closed
ORANGE	CYPRESS ELEMENTARY	KING (CLARA J.) ELEMENTARY	EL	\$ 1,544,057.00	\$ -	\$ -	17	12/12/2012	Funds Released
ORANGE	CYPRESS ELEMENTARY	MORRIS (JULIET) ELEMENTARY	EL	\$ 1,818,649.00	\$ -	\$ -	15	12/12/2012	Funds Released
ORANGE	CYPRESS ELEMENTARY	VESSELS (FRANK) ELEMENTARY	EL	\$ 1,649,810.00	\$ -	\$ -	17	12/14/2011	100% Complete
ORANGE	GARDEN GROVE UNIFIED	BELL (HILTON D.) INTERMEDIATE	MI	\$ 3,404,354.00	\$ -	\$ -	24	6/27/2012	Funds Released
ORANGE	GARDEN GROVE UNIFIED	BROOKHURST ELEMENTARY	EL	\$ 2,165,126.00	\$ -	\$ -	16	12/12/2012	Funds Released
ORANGE	GARDEN GROVE UNIFIED	BRYANT ELEMENTARY	EL	\$ 2,213,545.00	\$ -	\$ -	23	12/12/2012	Funds Released
ORANGE	GARDEN GROVE UNIFIED	CLINTON ELEMENTARY	EL	\$ 3,898,157.00	\$ -	\$ -	38	12/12/2012	Funds Released
ORANGE	GARDEN GROVE UNIFIED	EISENHOWER (DWIGHT D.) ELEMENT	EL	\$ 3,094,467.00	\$ -	\$ -	37	12/12/2012	Funds Released
ORANGE	GARDEN GROVE UNIFIED	ENDERS ELEMENTARY	EL	\$ 3,402,617.00	\$ -	\$ -	40	6/27/2012	Funds Released
ORANGE	GARDEN GROVE UNIFIED	EVANS (ETHEL M.) ELEMENTARY	EL	\$ 2,833,268.00	\$ -	\$ -	26	12/12/2012	Funds Released
ORANGE	GARDEN GROVE UNIFIED	EXCELSIOR ELEMENTARY	EL	\$ 2,677,728.00	\$ -	\$ -	24	12/12/2012	Funds Released
ORANGE	GARDEN GROVE UNIFIED	GARDEN PARK ELEMENTARY	EL	\$ 1,176,702.00	\$ -	\$ -	14	6/27/2012	Funds Released
ORANGE	GARDEN GROVE UNIFIED	HAZARD (R. F.) ELEMENTARY	EL	\$ 3,617,779.00	\$ -	\$ -	33	12/12/2012	Funds Released
ORANGE	GARDEN GROVE UNIFIED	HERITAGE ELEMENTARY	EL	\$ 2,527,979.00	\$ -	\$ -	27	12/12/2012	Funds Released
ORANGE	GARDEN GROVE UNIFIED	LAWRENCE (ERNEST O.) ELEMENTAR	EL	\$ 3,216,720.00	\$ -	\$ -	22	12/12/2012	Funds Released
ORANGE	GARDEN GROVE UNIFIED	MARSHALL (JOHN) ELEMENTARY	EL	\$ 2,050,828.00	\$ -	\$ -	26	12/12/2012	Funds Released
ORANGE	GARDEN GROVE UNIFIED	MITCHELL ELEMENTARY	EL	\$ 2,808,275.00	\$ -	\$ -	28	12/12/2012	Funds Released
ORANGE	GARDEN GROVE UNIFIED	MONROE (JAMES) ELEMENTARY	EL	\$ 1,889,572.00	\$ -	\$ -	20	6/27/2012	Funds Released
ORANGE	GARDEN GROVE UNIFIED	NEWHOPE ELEMENTARY	EL	\$ 3,777,354.00	\$ -	\$ -	24	12/12/2012	Funds Released
ORANGE	GARDEN GROVE UNIFIED	NORTH CUTT (MAMIE L.) ELEMENTAR	EL	\$ 1,777,604.00	\$ -	\$ -	22	12/12/2012	Funds Released
ORANGE	GARDEN GROVE UNIFIED	PETERS (OCIA A.) INTERMEDIATE	EL	\$ 5,068,633.00	\$ -	\$ -	44	12/12/2012	Funds Released
ORANGE	GARDEN GROVE UNIFIED	ROSITA ELEM.	EL	\$ 3,251,050.00	\$ -	\$ -	33	12/12/2012	Funds Released
ORANGE	GARDEN GROVE UNIFIED	RUSSELL (EDWARD) ELEMENTARY	EL	\$ 2,974,747.00	\$ -	\$ -	37	12/12/2012	Funds Released
ORANGE	GARDEN GROVE UNIFIED	SIMMONS (LINTON T.) ELEMENTARY	EL	\$ 2,351,144.00	\$ -	\$ -	20	12/12/2012	Funds Released
ORANGE	GARDEN GROVE UNIFIED	SKYLARK ELEMENTARY	EL	\$ 2,299,828.00	\$ -	\$ -	16	12/12/2012	Funds Released
ORANGE	GARDEN GROVE UNIFIED	WAKEHAM ELEMENTARY	EL	\$ 2,458,975.00	\$ -	\$ -	20	12/12/2012	Funds Released
ORANGE	GARDEN GROVE UNIFIED	WARREN (EARL) ELEMENTARY	EL	\$ 3,135,891.00	\$ -	\$ -	24	12/12/2012	Funds Released
ORANGE	GARDEN GROVE UNIFIED	WOODBURY ELEMENTARY	EL	\$ 3,450,396.00	\$ -	\$ -	33	12/12/2012	Funds Released
ORANGE	GARDEN GROVE UNIFIED	ZEYEN (LOUIS G.) ELEMENTARY	EL	\$ 2,988,090.00	\$ -	\$ -	22	12/12/2012	Funds Released
ORANGE	HUNTINGTON BEACH UNION HIGH	HUNTINGTON BEACH HIGH	HI	\$ 686,877.00	\$ -	\$ -	3	7/25/2007	Closed
ORANGE	HUNTINGTON BEACH UNION HIGH	OCEAN VIEW HIGH	HI	\$ 9,752,705.00	\$ -	\$ -	51	7/23/2008	Closed
ORANGE	IRVINE UNIFIED	BONITA CANYON ELEMENTARY	EL	\$ 2,430,523.00	\$ -	\$ -	23	4/28/2010	99% Complete
ORANGE	IRVINE UNIFIED	CULVERDALE ELEMENTARY	EL	\$ 1,991,707.00	\$ -	\$ -	32	1/24/2007	Closed
ORANGE	IRVINE UNIFIED	DEERFIELD ELEMENTARY	EL	\$ 2,531,293.00	\$ -	\$ -	14	12/14/2011	95% Complete
ORANGE	IRVINE UNIFIED	EASTSHORE ELEMENTARY	EL	\$ 2,621,026.00	\$ -	\$ -	15	10/29/2008	100% Complete
ORANGE	IRVINE UNIFIED	LAKESIDE MIDDLE	MI	\$ 2,757,278.00	\$ -	\$ -	28	12/15/2010	100% Complete
ORANGE	IRVINE UNIFIED	NORTHWOOD ELEMENTARY	EL	\$ 1,972,327.00	\$ -	\$ -	17	10/29/2008	Closed
ORANGE	IRVINE UNIFIED	SANTIAGO HILLS ELEMENTARY	EL	\$ 2,212,587.00	\$ -	\$ -	19	10/29/2008	100% Complete
ORANGE	IRVINE UNIFIED	SIERRA VISTA MIDDLE	MI	\$ 4,660,900.00	\$ -	\$ -	39	4/28/2010	99% Complete
ORANGE	IRVINE UNIFIED	STONE CREEK ELEMENTARY	EL	\$ 2,496,802.00	\$ -	\$ -	20	8/4/2010	100% Complete

ATTACHMENT J - PROPOSITION 1D MODERNIZATION PROJECTS

YEARLY REPORT ON THE STATE GENERAL OBLIGATION BOND MEASURE FOR THE SCHOOL FACILITY PROGRAM - 2014

County	District	School Name	Grade	State Construction Funds	State Site Acquisition Funds	Financial Hardship Funds	Classrooms	Last SAB Date	Status
ORANGE	IRVINE UNIFIED	WOODBIDGE HIGH	HI	\$ 8,979,111.00	\$ -	\$ -	39	8/4/2010	95% Complete
ORANGE	LOS ALAMITOS UNIFIED	HOPKINSON (FRANCIS) ELEMENTARY	EL	\$ 2,270,524.00	\$ -	\$ -	27	12/12/2012	Funds Released
ORANGE	LOS ALAMITOS UNIFIED	J.H. MCGAUGH ELEMENTARY	EL	\$ 4,357,277.00	\$ -	\$ -	45	12/10/2008	Closed
ORANGE	LOS ALAMITOS UNIFIED	LOS ALAMITOS ELEMENTARY	EL	\$ 3,437,371.00	\$ -	\$ -	27	12/14/2011	100% Complete
ORANGE	LOS ALAMITOS UNIFIED	LOS ALAMITOS HIGH	HI	\$ 2,497,276.00	\$ -	\$ -	-	5/22/2013	Funds Released
ORANGE	LOS ALAMITOS UNIFIED	MCAULIFFE (SHARON CHRISTA) MIDDLE	MI	\$ 5,794,268.00	\$ -	\$ -	40	12/14/2011	100% Complete
ORANGE	LOS ALAMITOS UNIFIED	RICHARD HENRY LEE ELEMENTARY	EL	\$ 3,052,922.00	\$ -	\$ -	24	12/12/2012	Funds Released
ORANGE	LOS ALAMITOS UNIFIED	ROSSMOOR ELEMENTARY	EL	\$ 3,100,308.00	\$ -	\$ -	29	12/12/2012	Funds Released
ORANGE	NEWPORT-MESA UNIFIED	CORONA DEL MAR HIGH	HI	\$ 1,248,417.00	\$ -	\$ -	-	12/15/2010	100% Complete
ORANGE	NEWPORT-MESA UNIFIED	COSTA MESA HIGH	HI	\$ 856,375.00	\$ -	\$ -	-	12/14/2011	100% Complete
ORANGE	ORANGE UNIFIED	CANYON HIGH	HI	\$ 1,570,800.00	\$ -	\$ -	-	12/12/2007	Closed
ORANGE	ORANGE UNIFIED	CERRO VILLA JUNIOR HIGH	MI	\$ 2,627,683.00	\$ -	\$ -	42	12/15/2010	100% Complete
ORANGE	ORANGE UNIFIED	CRESCENT INTERMEDIATE	EL	\$ 1,639,242.00	\$ -	\$ -	-	12/12/2007	Closed
ORANGE	ORANGE UNIFIED	CRESCENT PRIMARY	EL	\$ 1,120,878.00	\$ -	\$ -	16	9/24/2008	Closed
ORANGE	ORANGE UNIFIED	EL MODENA HIGH	HI	\$ 2,470,000.00	\$ -	\$ -	63	4/28/2010	100% Complete
ORANGE	ORANGE UNIFIED	EL RANCHO CHARTER	MI	\$ 1,239,893.00	\$ -	\$ -	-	7/25/2007	Closed
ORANGE	ORANGE UNIFIED	ESPLANADE ELEMENTARY	EL	\$ 2,066,857.00	\$ -	\$ -	20	9/24/2008	Closed
ORANGE	ORANGE UNIFIED	IMPERIAL ELEMENTARY	EL	\$ 707,097.00	\$ -	\$ -	17	12/10/2008	100% Complete
ORANGE	ORANGE UNIFIED	JORDAN ELEMENTARY	EL	\$ 2,366,752.00	\$ -	\$ -	19	9/24/2008	Closed
ORANGE	ORANGE UNIFIED	LAMPSON ELEMENTARY	EL	\$ 4,934,582.00	\$ -	\$ -	38	12/12/2012	85% Complete
ORANGE	ORANGE UNIFIED	ORANGE HIGH	HI	\$ 1,719,476.00	\$ -	\$ -	53	12/15/2010	100% Complete
ORANGE	ORANGE UNIFIED	PORTOLA MIDDLE	MI	\$ 3,718,390.00	\$ -	\$ -	37	8/27/2008	Closed
ORANGE	ORANGE UNIFIED	PROSPECT ELEMENTARY	EL	\$ 2,330,118.00	\$ -	\$ -	25	12/10/2008	100% Complete
ORANGE	ORANGE UNIFIED	SANTIAGO JUNIOR HIGH	MI	\$ 1,958,000.00	\$ -	\$ -	-	4/23/2008	Closed
ORANGE	ORANGE UNIFIED	SYCAMORE ELEMENTARY	EL	\$ 2,861,202.00	\$ -	\$ -	24	12/15/2010	100% Complete
ORANGE	ORANGE UNIFIED	VILLA PARK HIGH	HI	\$ 2,533,310.00	\$ -	\$ -	-	12/12/2007	Closed
ORANGE	ORANGE UNIFIED	VILLA PARK HIGH	HI	\$ 775,424.00	\$ -	\$ -	-	10/29/2008	Closed
ORANGE	ORANGE UNIFIED	YORBA MIDDLE	MI	\$ 4,953,979.00	\$ -	\$ -	36	12/15/2010	100% Complete
ORANGE	PLACENTIA-YORBA LINDA UNIFIED	KEY (GEORGE) (TMR)	EL	\$ 737,528.00	\$ -	\$ -	16	12/12/2012	100% Complete
ORANGE	PLACENTIA-YORBA LINDA UNIFIED	TUFFREE (COL. J. K.) JUNIOR HI	MI	\$ 839,536.00	\$ -	\$ -	22	12/14/2011	100% Complete
ORANGE	PLACENTIA-YORBA LINDA UNIFIED	TYNES (JOHN O.) ELEMENTARY	EL	\$ 3,537,938.00	\$ -	\$ -	28	1/24/2007	Closed
ORANGE	PLACENTIA-YORBA LINDA UNIFIED	VALENCIA HIGH	HI	\$ 3,178,123.00	\$ -	\$ -	6	12/12/2012	100% Complete
ORANGE	PLACENTIA-YORBA LINDA UNIFIED	VALENCIA HIGH	HI	\$ 1,239,619.00	\$ -	\$ -	-	12/12/2012	100% Complete
ORANGE	PLACENTIA-YORBA LINDA UNIFIED	WOODSBORO ELEMENTARY	EL	\$ 1,982,036.00	\$ -	\$ -	19	1/24/2007	Closed
ORANGE	PLACENTIA-YORBA LINDA UNIFIED	YORBA LINDA MIDDLE	MI	\$ 700,359.00	\$ -	\$ -	4	12/14/2011	100% Complete
ORANGE	SADDLEBACK VALLEY UNIFIED	DEL LAGO ELEMENTARY	EL	\$ 1,779,847.00	\$ -	\$ -	16	1/24/2007	Closed
ORANGE	SADDLEBACK VALLEY UNIFIED	ESPERANZA	HI	\$ 1,231,779.00	\$ -	\$ -	6	8/4/2010	100% Complete
ORANGE	SADDLEBACK VALLEY UNIFIED	GLEN YERMO ELEMENTARY	EL	\$ 2,404,659.00	\$ -	\$ -	26	1/24/2007	Closed
ORANGE	SADDLEBACK VALLEY UNIFIED	LA MADERA ELEMENTARY	EL	\$ 1,905,111.00	\$ -	\$ -	21	1/24/2007	Closed
ORANGE	SADDLEBACK VALLEY UNIFIED	LOMARENA ELEMENTARY	EL	\$ 2,322,881.00	\$ -	\$ -	24	1/24/2007	Closed
ORANGE	SADDLEBACK VALLEY UNIFIED	LOS ALISOS INTERMEDIATE	MI	\$ 4,342,824.00	\$ -	\$ -	38	1/24/2007	Closed
ORANGE	SADDLEBACK VALLEY UNIFIED	MISSION VIEJO HIGH	HI	\$ 2,354,542.00	\$ -	\$ -	37	1/24/2007	Closed
ORANGE	SADDLEBACK VALLEY UNIFIED	MONTEVIDEO ELEMENTARY	EL	\$ 2,022,882.00	\$ -	\$ -	-	1/24/2007	Closed
ORANGE	SADDLEBACK VALLEY UNIFIED	RANCHO CANADA ELEMENTARY	EL	\$ 2,424,687.00	\$ -	\$ -	20	1/24/2007	Closed
ORANGE	SADDLEBACK VALLEY UNIFIED	SAN JOAQUIN ELEMENTARY	EL	\$ 1,670,023.00	\$ -	\$ -	18	1/24/2007	Closed
ORANGE	SADDLEBACK VALLEY UNIFIED	SERRANO INTERMEDIATE	MI	\$ 5,674,476.00	\$ -	\$ -	46	1/24/2007	100% Complete
ORANGE	SADDLEBACK VALLEY UNIFIED	SILVERADO HIGH (CONT.)	HI	\$ 858,073.00	\$ -	\$ -	2	4/28/2010	Closed
ORANGE	SADDLEBACK VALLEY UNIFIED	TRABUCO ELEMENTARY	EL	\$ 383,227.00	\$ -	\$ -	2	9/24/2008	Closed
ORANGE	SADDLEBACK VALLEY UNIFIED	TRABUCO HILLS HIGH ADDITION	HI	\$ 9,308,356.00	\$ -	\$ -	55	5/22/2013	Funds Released
ORANGE	SANTA ANA UNIFIED	ADAMS ELEMENTARY	EL	\$ 1,289,738.00	\$ -	\$ -	26	8/27/2012	80% Complete
ORANGE	SANTA ANA UNIFIED	CARR (GERALD P.) INTERMEDIATE	MI	\$ 3,275,829.00	\$ -	\$ -	42	8/27/2012	83% Complete
ORANGE	SANTA ANA UNIFIED	DIAMOND ELEMENTARY	EL	\$ 2,458,428.00	\$ -	\$ -	14	6/27/2012	Funds Released
ORANGE	SANTA ANA UNIFIED	EDISON ELEMENTARY	EL	\$ 1,870,522.00	\$ -	\$ -	13	6/27/2012	63% Complete
ORANGE	SANTA ANA UNIFIED	FRANKLIN ELEMENTARY	EL	\$ 1,322,249.00	\$ -	\$ -	10	6/27/2012	75% Complete
ORANGE	SANTA ANA UNIFIED	FREMONT ELEMENTARY	EL	\$ 1,542,258.00	\$ -	\$ -	27	6/27/2012	91% Complete
ORANGE	SANTA ANA UNIFIED	GREENVILLE FUNDAMENTAL	EL	\$ 3,316,701.00	\$ -	\$ -	22	6/27/2012	46% Complete
ORANGE	SANTA ANA UNIFIED	HARVEY (CARL) (ORTHOPEDE)	EL	\$ 1,590,372.00	\$ -	\$ -	17	6/27/2012	94% Complete
ORANGE	SANTA ANA UNIFIED	HOOVER ELEMENTARY	EL	\$ 1,574,886.00	\$ -	\$ -	21	12/15/2010	99% Complete
ORANGE	SANTA ANA UNIFIED	JACKSON (ANDREW) ELEMENTARY	EL	\$ 1,202,637.00	\$ -	\$ -	18	12/15/2010	99% Complete
ORANGE	SANTA ANA UNIFIED	JEFFERSON ELEMENTARY	EL	\$ 2,433,074.00	\$ -	\$ -	27	8/27/2012	57% Complete
ORANGE	SANTA ANA UNIFIED	LATHROP INTERMEDIATE	MI	\$ 2,507,515.00	\$ -	\$ -	12	8/27/2012	45% Complete
ORANGE	SANTA ANA UNIFIED	LINCOLN ELEMENTARY	EL	\$ 292,495.00	\$ -	\$ -	-	12/15/2010	99% Complete
ORANGE	SANTA ANA UNIFIED	LOWELL ELEMENTARY	EL	\$ 2,173,765.00	\$ -	\$ -	24	6/27/2012	93% Complete
ORANGE	SANTA ANA UNIFIED	MACARTHUR (DOUGLAS) FUNDAMENTAL INTERMEDIATE	MI	\$ 2,978,016.00	\$ -	\$ -	38	12/15/2010	99% Complete
ORANGE	SANTA ANA UNIFIED	MADISON ELEMENTARY	EL	\$ 612,366.00	\$ -	\$ -	21	6/27/2012	96% Complete
ORANGE	SANTA ANA UNIFIED	MARTIN ELEMENTARY	EL	\$ 943,348.00	\$ -	\$ -	26	6/27/2012	90% Complete

ATTACHMENT J - PROPOSITION 1D MODERNIZATION PROJECTS

YEARLY REPORT ON THE STATE GENERAL OBLIGATION BOND MEASURE FOR THE SCHOOL FACILITY PROGRAM - 2014

County	District	School Name	Grade	State Construction Funds	State Site Acquisition Funds	Financial Hardship Funds	Classrooms	Last SAB Date	Status
ORANGE	SANTA ANA UNIFIED	MONROE ELEMENTARY	EL	\$ 1,408,351.00	\$ -	\$ -	26	6/27/2012	90% Complete
ORANGE	SANTA ANA UNIFIED	MONTE VISTA ELEMENTARY	EL	\$ 965,104.00	\$ -	\$ -	27	6/27/2012	73% Complete
ORANGE	SANTA ANA UNIFIED	MUIR FUNDAMENTAL	EL	\$ 1,053,708.00	\$ -	\$ -	25	6/27/2012	93% Complete
ORANGE	SANTA ANA UNIFIED	REMINGTON ELEMENTARY	EL	\$ 2,766,435.00	\$ -	\$ -	6	6/27/2012	78% Complete
ORANGE	SANTA ANA UNIFIED	ROOSEVELT ELEMENTARY	EL	\$ 1,725,421.00	\$ -	\$ -	25	6/27/2012	87% Complete
ORANGE	SANTA ANA UNIFIED	SADDLEBACK HIGH	HI	\$ 12,635,482.00	\$ -	\$ -	50	12/15/2010	89% Complete
ORANGE	SANTA ANA UNIFIED	SANTA ANA HIGH	HI	\$ 14,975,661.00	\$ -	\$ -	61	12/14/2011	94% Complete
ORANGE	SANTA ANA UNIFIED	SANTIAGO ELEMENTARY	EL	\$ 2,386,804.00	\$ -	\$ -	25	6/27/2012	99% Complete
ORANGE	SANTA ANA UNIFIED	SEPULVEDA (JOSE)	EL	\$ 177,372.00	\$ -	\$ -	21	12/15/2010	99% Complete
ORANGE	SANTA ANA UNIFIED	SIERRA INTERMEDIATE	MI	\$ 1,558,998.00	\$ -	\$ -	16	6/27/2012	75% Complete
ORANGE	SANTA ANA UNIFIED	SPURGEON INTERMEDIATE	MI	\$ 5,789,682.00	\$ -	\$ -	32	6/27/2012	67% Complete
ORANGE	SANTA ANA UNIFIED	TAFT ELEMENTARY	EL	\$ 1,354,712.00	\$ -	\$ -	41	6/27/2012	86% Complete
ORANGE	SANTA ANA UNIFIED	WILLARD INTERMEDIATE	EL	\$ 5,937,207.00	\$ -	\$ -	27	12/15/2010	97% Complete
ORANGE	SANTA ANA UNIFIED	WILLARD INTERMEDIATE	MI	\$ 2,073,308.00	\$ -	\$ -	12	12/12/2012	Funds Released
ORANGE	SANTA ANA UNIFIED	WILSON ELEMENTARY	EL	\$ 3,706,170.00	\$ -	\$ -	18	6/27/2012	72% Complete
ORANGE	SAVANNA ELEMENTARY	CERRITOS ELEMENTARY	EL	\$ 2,999,286.00	\$ -	\$ -	22	12/12/2012	Funds Released
ORANGE	SAVANNA ELEMENTARY	HANSEN ELEMENTARY	EL	\$ 3,022,510.00	\$ -	\$ -	32	12/12/2012	Funds Released
ORANGE	TUSTIN UNIFIED	BENSON (BARBARA) ELEMENTARY	EL	\$ 1,461,741.00	\$ -	\$ -	21	1/24/2007	Closed
ORANGE	TUSTIN UNIFIED	COLUMBUS TUSTIN MIDDLE	MI	\$ 736,327.00	\$ -	\$ -	28	8/22/2007	Closed
ORANGE	TUSTIN UNIFIED	CURRIE (A. G.) MIDDLE	MI	\$ 815,623.00	\$ -	\$ -	34	8/22/2007	Closed
ORANGE	TUSTIN UNIFIED	HEIDEMAN (ROBERT) ELEMENTARY	EL	\$ 242,884.00	\$ -	\$ -	7	10/24/2007	Closed
ORANGE	TUSTIN UNIFIED	TUSTIN MEMORIAL ELEMENTARY	EL	\$ 1,731,920.00	\$ -	\$ -	22	1/24/2007	Closed
ORANGE	TUSTIN UNIFIED	UTT (C. E.) MIDDLE	MI	\$ 565,530.00	\$ -	\$ -	28	8/22/2007	Closed
ORANGE County Totals				\$ 373,376,706.04	\$ -	\$ -			
PLACER	EUREKA UNION ELEMENTARY	EUREKA UNION ELEMENTARY	EL	\$ 474,875.00	\$ -	\$ -	-	1/24/2007	Closed
PLACER	PLACER COUNTY OFFICE OF EDUCATION	SECRET RAVINE	EL	\$ 53,344.50	\$ -	\$ 34,641.50	4	2/23/2011	10% Complete
PLACER	PLACER UNION HIGH	COLFAX HIGH	HI	\$ 1,053,338.00	\$ -	\$ -	-	4/28/2010	100% Complete
PLACER	PLACER UNION HIGH	DEL ORO HIGH	HI	\$ 3,315,811.00	\$ -	\$ -	4	6/25/2008	Closed
PLACER	WESTERN PLACER UNIFIED	LINCOLN HIGH	HI	\$ 494,625.00	\$ -	\$ -	-	12/15/2010	100% Complete
PLACER	WESTERN PLACER UNIFIED	LINCOLN HIGH	HI	\$ 1,215,954.00	\$ -	\$ -	-	12/15/2010	100% Complete
PLACER County Totals				\$ 6,607,947.50	\$ -	\$ 34,641.50			
PLUMAS	PLUMAS UNIFIED	PORTOLA JUNIOR-SENIOR HIGH	MI	\$ 2,944,088.00	\$ -	\$ -	18	12/10/2008	Closed
PLUMAS	PLUMAS UNIFIED	QUINCY JUNIOR-SENIOR HIGH	HI	\$ 2,825,532.00	\$ -	\$ -	26	4/28/2010	Closed
PLUMAS County Totals				\$ 5,769,620.00	\$ -	\$ -			
RIVERSIDE	BANNING UNIFIED	CENTRAL ELEMENTARY	EL	\$ 1,360,470.00	\$ -	\$ -	6	9/24/2008	100% Complete
RIVERSIDE	BANNING UNIFIED	COOMBS (SUSAN B.) INTERMEDIATE	EL	\$ 2,968,596.00	\$ -	\$ -	21	9/24/2008	100% Complete
RIVERSIDE	BANNING UNIFIED	HEMMERLING ELEMENTARY	EL	\$ 963,027.00	\$ -	\$ -	6	4/23/2008	100% Complete
RIVERSIDE	BANNING UNIFIED	HOFFER ELEMENTARY	EL	\$ 1,811,051.00	\$ -	\$ -	12	4/23/2008	100% Complete
RIVERSIDE	BANNING UNIFIED	NICOLET MIDDLE	MI	\$ 4,079,376.00	\$ -	\$ -	16	9/24/2008	100% Complete
RIVERSIDE	COACHELLA VALLEY UNIFIED	COACHELLA VALLEY HIGH	HI	\$ 2,663,279.00	\$ -	\$ -	10	8/4/2010	100% Complete
RIVERSIDE	COACHELLA VALLEY UNIFIED	MECCA ELEMENTARY	EL	\$ 1,780,454.00	\$ -	\$ -	13	6/25/2008	Closed
RIVERSIDE	DESERT SANDS UNIFIED	AMISTAD HIGH	HI	\$ 2,569,669.00	\$ -	\$ -	20	12/14/2011	81% Complete
RIVERSIDE	DESERT SANDS UNIFIED	PALM DESERT HIGH	HI	\$ 8,402,558.00	\$ -	\$ -	73	12/12/2012	Funds Released
RIVERSIDE	DESERT SANDS UNIFIED	PALM DESERT MIDDLE	MI	\$ 3,063,726.00	\$ -	\$ -	31	12/12/2007	Closed
RIVERSIDE	DESERT SANDS UNIFIED	WASHINGTON (GEORGE) CHARTER ELEM	EL	\$ 720,170.00	\$ -	\$ -	8	1/24/2007	Closed
RIVERSIDE	HEMET UNIFIED	HAMILTON	EL	\$ 422,338.00	\$ -	\$ -	5	1/24/2007	Closed
RIVERSIDE	HEMET UNIFIED	HEMET HIGH	HI	\$ 2,362,140.00	\$ -	\$ -	3	12/14/2011	90% Complete
RIVERSIDE	MURRIETA VALLEY UNIFIED	ALTA MURRIETA ELEMENTARY	EL	\$ 577,800.00	\$ -	\$ -	-	5/22/2013	Funds Released
RIVERSIDE	MURRIETA VALLEY UNIFIED	AVAXAT ELEMENTARY	EL	\$ 321,726.00	\$ -	\$ -	-	5/22/2013	Funds Released
RIVERSIDE	MURRIETA VALLEY UNIFIED	CURRAN (E HALE) ELEMENTARY	EL	\$ 364,145.00	\$ -	\$ -	-	5/22/2013	Funds Released
RIVERSIDE	MURRIETA VALLEY UNIFIED	RAIL RANCH ELEMENTARY	EL	\$ 364,145.00	\$ -	\$ -	-	5/22/2013	Funds Released
RIVERSIDE	MURRIETA VALLEY UNIFIED	SHIVELA MIDDLE	MI	\$ 608,545.00	\$ -	\$ -	-	5/22/2013	Funds Released
RIVERSIDE	MURRIETA VALLEY UNIFIED	THOMPSON MIDDLE	MI	\$ 595,042.00	\$ -	\$ -	-	5/22/2013	Funds Released
RIVERSIDE	PALM SPRINGS UNIFIED	BUBBLING WELLS ELEMENTARY	EL	\$ 479,520.00	\$ -	\$ -	-	6/27/2012	Funds Released
RIVERSIDE	PALM SPRINGS UNIFIED	COFFMAN (NELLIE N.) MIDDLE	MI	\$ 1,025,874.00	\$ -	\$ -	10	12/12/2012	Funds Released
RIVERSIDE	PALM SPRINGS UNIFIED	CORSINI (JULIUS) ELEMENTARY	EL	\$ 530,203.00	\$ -	\$ -	-	6/27/2012	Funds Released
RIVERSIDE	PALM SPRINGS UNIFIED	SUNNY SANDS ELEMENTARY	EL	\$ 456,131.00	\$ -	\$ -	-	6/27/2012	Funds Released
RIVERSIDE	PALM SPRINGS UNIFIED	VISTA DEL MONTE ELEMENTARY	EL	\$ 507,735.00	\$ -	\$ -	-	6/27/2012	Funds Released
RIVERSIDE	PERRIS ELEMENTARY	GOOD HOPE ELEMENTARY	EL	\$ 397,790.00	\$ -	\$ -	4	10/29/2008	Closed
RIVERSIDE	PERRIS UNION HIGH	PERRIS HIGH	HI	\$ 1,540,776.00	\$ -	\$ -	12	8/22/2007	Closed

ATTACHMENT J - PROPOSITION 1D MODERNIZATION PROJECTS										
YEARLY REPORT ON THE STATE GENERAL OBLIGATION BOND MEASURE FOR THE SCHOOL FACILITY PROGRAM - 2014										
County	District	School Name	Grade	State Construction Funds	State Site Acquisition Funds	Financial Hardship Funds	Classrooms	Last SAB Date	Status	
RIVERSIDE	RIVERSIDE COUNTY OFFICE OF EDUCATION	GRINDSTAFF CENTER	HI	\$ 477,859.00	\$ -	\$ 288,549.00	5	12/15/2010	75% Complete	
RIVERSIDE	RIVERSIDE COUNTY OFFICE OF EDUCATION	INA ARBUCKLE ELEMENTARY	EL	\$ 187,445.00	\$ -	\$ 107,961.00	1	12/15/2010	41% Complete	
RIVERSIDE	RIVERSIDE COUNTY OFFICE OF EDUCATION	JOHN KELLEY ELEMENTARY	EL	\$ 577,475.00	\$ -	\$ 135,728.00	5	12/15/2010	14% Complete	
RIVERSIDE	RIVERSIDE UNIFIED	EMERSON ELEMENTARY	EL	\$ 634,080.00	\$ -	\$ -	5	12/14/2011	100% Complete	
RIVERSIDE	RIVERSIDE UNIFIED	HIGHGROVE ELEMENTARY	EL	\$ 420,867.00	\$ -	\$ -	4	6/27/2012	Funds Released	
RIVERSIDE	RIVERSIDE UNIFIED	MAGNOLIA ELEMENTARY	EL	\$ 168,511.00	\$ -	\$ -	-	1/24/2007	Closed	
RIVERSIDE	RIVERSIDE UNIFIED	RAMONA HIGH	HI	\$ 4,247,675.00	\$ -	\$ -	4	6/25/2008	Closed	
RIVERSIDE	SAN JACINTO UNIFIED	MOUNTAIN VIEW HIGH	HI	\$ 576,332.00	\$ -	\$ -	2	4/28/2010	Closed	
RIVERSIDE	SAN JACINTO UNIFIED	SAN JACINTO SENIOR HIGH	HI	\$ 3,519,717.00	\$ -	\$ -	-	4/25/2007	Closed	
RIVERSIDE	TEMECULA VALLEY UNIFIED	VAIL ELEMENTARY	EL	\$ 437,060.00	\$ -	\$ -	5	9/26/2007	Closed	
RIVERSIDE County Totals				\$ 52,183,307.00	\$ -	\$ 532,238.00				
SACRAMENTO	CENTER JOINT UNIFIED	DUDLEY (ARTHUR S.) ELEMENTARY	EL	\$ 1,933,761.00	\$ -	\$ -	20	8/27/2008	Closed	
SACRAMENTO	CENTER JOINT UNIFIED	SPINELLI (CYRIL) ELEMENTARY	EL	\$ 841,714.00	\$ -	\$ -	7	8/27/2008	Closed	
SACRAMENTO	ELK GROVE UNIFIED	FRANKLIN ELEMENTARY	EL	\$ 378,909.00	\$ -	\$ -	-	10/24/2012	Funds Released	
SACRAMENTO	ELK GROVE UNIFIED	MCKEE (JAMES A.) ELEMENTARY	EL	\$ 610,718.00	\$ -	\$ -	7	1/24/2007	Closed	
SACRAMENTO	FOLSOM-CORDOVA UNIFIED	CORDOVA MEADOWS ELEMENTARY	EL	\$ 483,333.00	\$ -	\$ -	14	12/15/2010	100% Complete	
SACRAMENTO	FOLSOM-CORDOVA UNIFIED	RANCHO CORDOVA ELEMENTARY	EL	\$ 137,648.00	\$ -	\$ -	-	12/15/2010	100% Complete	
SACRAMENTO	RIVER DELTA JOINT UNIFIED	DELTA HIGH	HI	\$ 1,532,224.00	\$ -	\$ -	4	5/23/2007	Closed	
SACRAMENTO	RIVER DELTA JOINT UNIFIED	ISLETON ELEMENTARY	EL	\$ 1,265,116.00	\$ -	\$ -	11	9/24/2008	Closed	
SACRAMENTO	RIVER DELTA JOINT UNIFIED	RIO VISTA HIGH	HI	\$ 1,903,156.00	\$ -	\$ -	7	9/24/2008	Closed	
SACRAMENTO	RIVER DELTA JOINT UNIFIED	RIO VISTA HIGH	HI	\$ 763,146.00	\$ -	\$ -	6	10/29/2008	Closed	
SACRAMENTO	SACRAMENTO CITY UNIFIED	C. K. MCCLATCHY HIGH	HI	\$ 75,229.00	\$ -	\$ -	-	10/24/2012	Funds Released	
SACRAMENTO	SACRAMENTO CITY UNIFIED	LUTHER BURBANK HIGH	HI	\$ 858,224.00	\$ -	\$ -	-	6/27/2012	Funds Released	
SACRAMENTO	SACRAMENTO CITY UNIFIED	SACRAMENTO HIGH	HI	\$ 6,608,632.00	\$ -	\$ -	-	12/10/2008	95% Complete	
SACRAMENTO	SACRAMENTO CITY UNIFIED	THE MET	HI	\$ 3,218,745.00	\$ -	\$ -	15	6/27/2012	Funds Released	
SACRAMENTO	SACRAMENTO COUNTY OFFICE OF EDUCATION	PALMITER SPECIAL EDUCATION	HI	\$ 1,243,991.00	\$ -	\$ 841,176.00	22	4/23/2008	100% Complete	
SACRAMENTO	SAN JUAN UNIFIED	MESA VERDE HIGH YR	HI	\$ 423,546.00	\$ -	\$ -	-	12/14/2011	100% Complete	
SACRAMENTO	SAN JUAN UNIFIED	TRAJAN ELEMENTARY	EL	\$ 1,562,850.00	\$ -	\$ -	14	6/25/2008	Closed	
SACRAMENTO	TWIN RIVERS UNIFIED	AERO HAVEN ELEMENTARY	EL	\$ 1,581,892.00	\$ -	\$ -	14	8/4/2010	100% Complete	
SACRAMENTO	TWIN RIVERS UNIFIED	ALLISON (WARREN A.) ELEMENTARY	EL	\$ 1,424,678.00	\$ -	\$ -	16	12/15/2010	100% Complete	
SACRAMENTO	TWIN RIVERS UNIFIED	DRY CREEK ELEMENTARY	EL	\$ 1,543,567.00	\$ -	\$ -	17	5/28/2008	Closed	
SACRAMENTO	TWIN RIVERS UNIFIED	FRONTIER ELEMENTARY	EL	\$ 1,428,915.00	\$ -	\$ -	18	12/14/2011	100% Complete	
SACRAMENTO	TWIN RIVERS UNIFIED	HILLSDALE ELEMENTARY	EL	\$ 1,389,283.00	\$ -	\$ -	16	12/14/2011	100% Complete	
SACRAMENTO	TWIN RIVERS UNIFIED	KOHLER ELEMENTARY	EL	\$ 1,659,375.00	\$ -	\$ -	19	8/4/2010	100% Complete	
SACRAMENTO	TWIN RIVERS UNIFIED	MADISON ELEMENTARY	EL	\$ 1,658,295.00	\$ -	\$ -	12	2/23/2011	100% Complete	
SACRAMENTO	TWIN RIVERS UNIFIED	OAKDALE ELEMENTARY	EL	\$ 1,033,673.00	\$ -	\$ -	-	8/27/2008	100% Complete	
SACRAMENTO	TWIN RIVERS UNIFIED	PIONEER ELEMENTARY	EL	\$ 1,590,228.00	\$ -	\$ -	16	12/15/2010	100% Complete	
SACRAMENTO	TWIN RIVERS UNIFIED	SIERRA VIEW ELEMENTARY	EL	\$ 1,325,350.00	\$ -	\$ -	16	12/14/2011	100% Complete	
SACRAMENTO	TWIN RIVERS UNIFIED	VILLAGE ELEMENTARY	EL	\$ 1,325,190.00	\$ -	\$ -	16	12/15/2010	100% Complete	
SACRAMENTO	TWIN RIVERS UNIFIED	WESTSIDE ELEMENTARY	EL	\$ 1,158,890.00	\$ -	\$ -	12	4/23/2008	Closed	
SACRAMENTO	TWIN RIVERS UNIFIED	WOODRIDGE ELEMENTARY	EL	\$ 1,713,920.00	\$ -	\$ -	-	12/15/2010	100% Complete	
SACRAMENTO County Totals				\$ 42,654,198.00	\$ -	\$ 841,176.00				
SAN BENITO	SAN BENITO HIGH	SAN BENITO HIGH	HI	\$ 843,545.00	\$ -	\$ -	5	4/23/2008	Closed	
SAN BENITO	TRES PINOS UNION ELEMENTARY	TRES PINOS ELEMENTARY	EL	\$ 479,443.00	\$ -	\$ -	5	5/28/2008	Closed	
SAN BENITO County Totals				\$ 1,322,988.00	\$ -	\$ -				
SAN BERNARDINO	ADELANTO ELEMENTARY	H. GEORGE PERFORMING ARTS MAGNET	EL	\$ 1,484,972.00	\$ -	\$ 635,474.00	20	12/10/2008	99% Complete	
SAN BERNARDINO	ADELANTO ELEMENTARY	SHEPPARD (HARRY R.) MIDDLE	MI	\$ 2,003,602.00	\$ -	\$ 1,432,628.00	30	12/10/2008	57% Complete	
SAN BERNARDINO	ADELANTO ELEMENTARY	THEODORE VICK ELEMENTARY	EL	\$ 1,506,995.00	\$ -	\$ 72,215.00	27	12/10/2008	94% Complete	
SAN BERNARDINO	BEAR VALLEY UNIFIED	BIG BEAR MIDDLE	MI	\$ 2,485,548.00	\$ -	\$ -	13	4/23/2008	Closed	
SAN BERNARDINO	CENTRAL ELEMENTARY	BEAR GULCH	EL	\$ 1,567,951.00	\$ -	\$ -	14	12/14/2011	100% Complete	
SAN BERNARDINO	CENTRAL ELEMENTARY	DONA MERCED ELEMENTARY	EL	\$ 1,820,855.00	\$ -	\$ -	19	6/27/2012	Funds Released	
SAN BERNARDINO	CHINO VALLEY UNIFIED	BORBA (ANNA A.) FUNDAMENTAL ELEMENTARY	EL	\$ 1,521,598.00	\$ -	\$ -	9	7/25/2007	Closed	
SAN BERNARDINO	CHINO VALLEY UNIFIED	BRIGGS (LYLE S.) FUNDAMENTAL	EL	\$ 4,013,745.00	\$ -	\$ -	35	6/27/2012	100% Complete	
SAN BERNARDINO	CHINO VALLEY UNIFIED	CATTLE (HOWARD) ELEMENTARY	EL	\$ 932,573.00	\$ -	\$ -	7	8/27/2012	100% Complete	
SAN BERNARDINO	CHINO VALLEY UNIFIED	CHINO HIGH	HI	\$ 3,777,978.00	\$ -	\$ -	74	12/14/2011	100% Complete	
SAN BERNARDINO	CHINO VALLEY UNIFIED	DICKEY (LEVI H.) ELEMENTARY	EL	\$ 1,561,829.00	\$ -	\$ -	16	9/24/2008	Closed	
SAN BERNARDINO	CHINO VALLEY UNIFIED	DON ANTONIO LUGO HIGH	HI	\$ 3,787,108.00	\$ -	\$ -	30	1/24/2007	Closed	
SAN BERNARDINO	CHINO VALLEY UNIFIED	EL RANCHO ELEMENTARY YR	EL	\$ 1,068,216.00	\$ -	\$ -	3	7/25/2007	Closed	
SAN BERNARDINO	CHINO VALLEY UNIFIED	GIRD (RICHARD) ELEMENTARY	EL	\$ 1,352,097.00	\$ -	\$ -	14	7/25/2007	Closed	
SAN BERNARDINO	CHINO VALLEY UNIFIED	LOS SERRANOS ELEMENTARY YR	EL	\$ 1,030,482.00	\$ -	\$ -	10	7/25/2007	Closed	

ATTACHMENT J - PROPOSITION 1D MODERNIZATION PROJECTS

YEARLY REPORT ON THE STATE GENERAL OBLIGATION BOND MEASURE FOR THE SCHOOL FACILITY PROGRAM - 2014

County	District	School Name	Grade	State Construction Funds	State Site Acquisition Funds	Financial Hardship Funds	Classrooms	Last SAB Date	Status
SAN BERNARDINO	CHINO VALLEY UNIFIED	MAGNOLIA JUNIOR HIGH YR	MI	\$ 755,543.00	\$ -	\$ -	3	12/12/2012	Funds Released
SAN BERNARDINO	CHINO VALLEY UNIFIED	MARSHALL (E. J.) ELEMENTARY	EL	\$ 964,909.00	\$ -	\$ -	7	7/25/2007	Closed
SAN BERNARDINO	CHINO VALLEY UNIFIED	NEWMAN ELEMENTARY YR	EL	\$ 952,562.00	\$ -	\$ -	8	7/25/2007	Closed
SAN BERNARDINO	CHINO VALLEY UNIFIED	RAMONA JUNIOR HIGH YR	MI	\$ 1,181,913.00	\$ -	\$ -	12	7/25/2007	Closed
SAN BERNARDINO	CHINO VALLEY UNIFIED	RAMONA JUNIOR HIGH YR	MI	\$ 811,934.00	\$ -	\$ -	8	1/30/2008	Closed
SAN BERNARDINO	CHINO VALLEY UNIFIED	WALNUT AVENUE ELEMENTARY	EL	\$ 428,349.00	\$ -	\$ -	6	1/24/2007	Closed
SAN BERNARDINO	COLTON JOINT UNIFIED	ROGERS (PAUL) ELEMENTARY	EL	\$ 2,071,375.00	\$ -	\$ -	18	1/24/2007	Closed
SAN BERNARDINO	COLTON JOINT UNIFIED	SMITH (GERALD A.) ELEMENTARY	EL	\$ 1,212,344.00	\$ -	\$ -	17	1/24/2007	Closed
SAN BERNARDINO	CUCAMONGA ELEMENTARY	RANCHO CUCAMONGA MIDDLE	MI	\$ 1,247,357.00	\$ -	\$ -	11	4/28/2010	100% Complete
SAN BERNARDINO	FONTANA UNIFIED	CYPRESS ELEMENTARY	EL	\$ 2,428,152.00	\$ -	\$ 1,618,768.00	23	1/24/2007	Closed
SAN BERNARDINO	FONTANA UNIFIED	FONTANA JUNIOR HIGH	MI	\$ 2,075,621.00	\$ -	\$ -	30	5/22/2013	Apportioned
SAN BERNARDINO	FONTANA UNIFIED	LIVE OAK ELEMENTARY	EL	\$ 1,478,846.00	\$ -	\$ -	16	8/4/2010	100% Complete
SAN BERNARDINO	FONTANA UNIFIED	MAPLE ELEMENTARY	EL	\$ 1,467,389.00	\$ -	\$ -	16	12/15/2010	93% Complete
SAN BERNARDINO	FONTANA UNIFIED	OLEANDER ELEMENTARY	EL	\$ 856,508.00	\$ -	\$ -	22	8/4/2010	97% Complete
SAN BERNARDINO	FONTANA UNIFIED	PRIMROSE (VIRGINIA) ELEMENTARY	EL	\$ 2,778,173.00	\$ -	\$ -	16	12/15/2010	100% Complete
SAN BERNARDINO	MORONGO UNIFIED	PALM VISTA ELEMENTARY	EL	\$ 1,328,626.00	\$ -	\$ -	12	12/12/2012	Funds Released
SAN BERNARDINO	MORONGO UNIFIED	TWENTYNINE PALMS HIGH	HI	\$ 2,321,311.00	\$ -	\$ -	12	6/27/2012	Funds Released
SAN BERNARDINO	MORONGO UNIFIED	YUCCA VALLEY ELEMENTARY	EL	\$ 1,908,274.00	\$ -	\$ -	16	12/15/2010	100% Complete
SAN BERNARDINO	MORONGO UNIFIED	YUCCA VALLEY HIGH	HI	\$ 2,062,750.00	\$ -	\$ -	12	12/12/2012	Funds Released
SAN BERNARDINO	MT. BALDY JOINT ELEMENTARY	MT. BALDY JOINT ELEMENTARY	EL	\$ 367,766.00	\$ -	\$ 238,506.00	5	12/14/2011	2% Complete
SAN BERNARDINO	NEEDLES UNIFIED	BIG RIVER ELEMENTARY	EL	\$ 1,192,348.00	\$ -	\$ -	-	10/26/2011	Funds Released
SAN BERNARDINO	NEEDLES UNIFIED	NEEDLES JUNIOR HIGH	MI	\$ 2,126,019.00	\$ -	\$ -	-	6/27/2012	Funds Released
SAN BERNARDINO	NEEDLES UNIFIED	VISTA COLORADO ELEMENTARY	EL	\$ 1,761,236.00	\$ -	\$ -	13	12/14/2011	Funds Released
SAN BERNARDINO	ONTARIO-MONTCLAIR	ARROYO ELEMENTARY	EL	\$ 1,721,173.00	\$ -	\$ 1,235,386.00	20	1/24/2007	100% Complete
SAN BERNARDINO	ONTARIO-MONTCLAIR	CORONA ELEMENTARY	EL	\$ 2,192,614.00	\$ -	\$ 1,579,497.00	20	1/24/2007	Closed
SAN BERNARDINO	ONTARIO-MONTCLAIR	HAWTHORNE ELEMENTARY	EL	\$ 2,502,157.00	\$ -	\$ 1,782,348.00	20	1/24/2007	Closed
SAN BERNARDINO	ONTARIO-MONTCLAIR	LINCOLN DEVELOPMENT CENTER FOR HANDI/KDGN.	EL	\$ 2,082,310.00	\$ -	\$ 1,500,309.00	19	1/24/2007	Closed
SAN BERNARDINO	ONTARIO-MONTCLAIR	LINDA VISTA KINDERGARTEN	EL	\$ 1,223,030.00	\$ -	\$ 881,042.00	8	1/24/2007	100% Complete
SAN BERNARDINO	ONTARIO-MONTCLAIR	MARIPOSA ELEMENTARY	EL	\$ 2,415,591.00	\$ -	\$ 1,740,091.00	21	1/24/2007	Closed
SAN BERNARDINO	ONTARIO-MONTCLAIR	VINEYARD ELEMENTARY	EL	\$ 1,575,788.00	\$ -	\$ 1,131,977.00	20	1/24/2007	100% Complete
SAN BERNARDINO	REDLANDS UNIFIED	MISSION ELEMENTARY	EL	\$ 2,558,571.00	\$ -	\$ -	-	12/14/2011	100% Complete
SAN BERNARDINO	RIM OF THE WORLD UNIFIED	HOFFMAN (CHARLES) ELEMENTARY	HI	\$ 405,780.00	\$ -	\$ -	-	7/25/2007	75% Complete
SAN BERNARDINO	RIM OF THE WORLD UNIFIED	MARY P. HENCK INTERMEDIATE	MI	\$ 3,083,293.00	\$ -	\$ -	44	12/12/2012	Funds Released
SAN BERNARDINO	RIM OF THE WORLD UNIFIED	RIM OF THE WORLD SENIOR HIGH	HI	\$ 3,551,502.00	\$ -	\$ -	69	12/12/2012	Funds Released
SAN BERNARDINO	SAN BERNARDINO CITY UNIFIED	ANDERSON SPECIAL EDUCATION	EL	\$ 1,666,385.00	\$ -	\$ 1,175,482.00	14	6/25/2008	99% Complete
SAN BERNARDINO	SAN BERNARDINO CITY UNIFIED	ARROWHEAD ELEMENTARY	EL	\$ 1,447,041.00	\$ -	\$ 1,030,968.00	16	5/28/2008	99% Complete
SAN BERNARDINO	SAN BERNARDINO CITY UNIFIED	BARTON ELEMENTARY	EL	\$ 438,478.00	\$ -	\$ 285,779.00	5	6/25/2008	87% Complete
SAN BERNARDINO	SAN BERNARDINO CITY UNIFIED	BRADLEY ELEMENTARY	EL	\$ 719,599.00	\$ -	\$ -	6	5/28/2008	82% Complete
SAN BERNARDINO	SAN BERNARDINO CITY UNIFIED	BURBANK ELEMENTARY	EL	\$ 1,312,247.00	\$ -	\$ 862,461.00	12	6/25/2008	87% Complete
SAN BERNARDINO	SAN BERNARDINO CITY UNIFIED	CAJON HIGH	HI	\$ 340,162.00	\$ -	\$ -	-	5/22/2013	Funds Released
SAN BERNARDINO	SAN BERNARDINO CITY UNIFIED	CAJON HIGH	HI	\$ 1,732,876.00	\$ -	\$ -	-	4/28/2010	99% Complete
SAN BERNARDINO	SAN BERNARDINO CITY UNIFIED	CALIFORNIA ELEMENTARY	EL	\$ 1,272,347.00	\$ -	\$ 770,664.00	22	6/25/2008	99% Complete
SAN BERNARDINO	SAN BERNARDINO CITY UNIFIED	CARMACK SCHOOL FOR THE PH	EL	\$ 1,229,886.00	\$ -	\$ 863,489.00	8	5/28/2008	99% Complete
SAN BERNARDINO	SAN BERNARDINO CITY UNIFIED	COLE ELEMENTARY	EL	\$ 1,833,211.00	\$ -	\$ 1,234,165.00	25	7/23/2008	99% Complete
SAN BERNARDINO	SAN BERNARDINO CITY UNIFIED	CURTIS MIDDLE	MI	\$ 4,841,948.00	\$ -	\$ 3,356,034.00	40	7/23/2008	99% Complete
SAN BERNARDINO	SAN BERNARDINO CITY UNIFIED	CYPRESS ELEMENTARY	EL	\$ 2,979,896.00	\$ -	\$ 1,738,630.00	24	7/23/2008	99% Complete
SAN BERNARDINO	SAN BERNARDINO CITY UNIFIED	DEL ROSA ELEMENTARY	EL	\$ 998,722.00	\$ -	\$ 642,124.00	31	6/25/2008	98% Complete
SAN BERNARDINO	SAN BERNARDINO CITY UNIFIED	DEL VALLE JO MIDDLE	MI	\$ 1,365,827.00	\$ -	\$ -	-	5/22/2013	Funds Released
SAN BERNARDINO	SAN BERNARDINO CITY UNIFIED	EMMERTON ELEMENTARY	EL	\$ 2,580,285.00	\$ -	\$ 1,811,616.00	22	6/25/2008	87% Complete
SAN BERNARDINO	SAN BERNARDINO CITY UNIFIED	FAIRFAX ELEMENTARY	EL	\$ 256,262.00	\$ -	\$ 177,732.00	-	6/25/2008	99% Complete
SAN BERNARDINO	SAN BERNARDINO CITY UNIFIED	HIGHLAND PACIFIC ELEMENTARY	EL	\$ 1,307,880.00	\$ -	\$ 781,555.00	3	6/25/2008	99% Complete
SAN BERNARDINO	SAN BERNARDINO CITY UNIFIED	HILLSIDE ELEMENTARY	EL	\$ 930,035.00	\$ -	\$ 661,700.00	13	5/28/2008	99% Complete
SAN BERNARDINO	SAN BERNARDINO CITY UNIFIED	HUNT ELEMENTARY	EL	\$ 843,760.00	\$ -	\$ 596,200.00	23	6/25/2008	99% Complete
SAN BERNARDINO	SAN BERNARDINO CITY UNIFIED	INGHRAM	EL	\$ 1,453,255.00	\$ -	\$ 1,042,967.00	19	6/25/2008	95% Complete
SAN BERNARDINO	SAN BERNARDINO CITY UNIFIED	KENDALL ELEMENTARY	EL	\$ 1,687,818.00	\$ -	\$ 1,199,013.00	11	5/28/2008	99% Complete
SAN BERNARDINO	SAN BERNARDINO CITY UNIFIED	LANKERSHIM ELEMENTARY	EL	\$ 2,397,337.00	\$ -	\$ 1,674,653.00	22	7/23/2008	87% Complete
SAN BERNARDINO	SAN BERNARDINO CITY UNIFIED	LINCOLN ELEMENTARY	EL	\$ 3,380,656.00	\$ -	\$ 2,342,906.00	22	6/25/2008	99% Complete
SAN BERNARDINO	SAN BERNARDINO CITY UNIFIED	LYTLE CREEK ELEMENTARY	EL	\$ 1,250,706.00	\$ -	\$ 886,518.00	20	6/25/2008	95% Complete
SAN BERNARDINO	SAN BERNARDINO CITY UNIFIED	MARSHALL ELEMENTARY	EL	\$ 853,088.00	\$ -	\$ 561,249.00	17	6/25/2008	90% Complete
SAN BERNARDINO	SAN BERNARDINO CITY UNIFIED	MARTIN LUTHER KING, JR. MIDDLE	MI	\$ 1,102,870.00	\$ -	\$ -	-	5/22/2013	Funds Released
SAN BERNARDINO	SAN BERNARDINO CITY UNIFIED	MONTEREY ELEMENTARY	EL	\$ 767,336.00	\$ -	\$ 544,504.00	22	6/25/2008	99% Complete
SAN BERNARDINO	SAN BERNARDINO CITY UNIFIED	MT. VERNON ELEMENTARY	EL	\$ 2,803,231.00	\$ -	\$ 1,975,404.00	22	5/28/2008	71% Complete
SAN BERNARDINO	SAN BERNARDINO CITY UNIFIED	PACIFIC HIGH	HI	\$ 3,556,725.00	\$ -	\$ 239,058.00	45	5/22/2013	95% Complete
SAN BERNARDINO	SAN BERNARDINO CITY UNIFIED	PACIFIC HIGH	HI	\$ 441,745.00	\$ -	\$ -	-	5/22/2013	Funds Released
SAN BERNARDINO	SAN BERNARDINO CITY UNIFIED	RAMONA-ALESSANDRO ELEMENTARY	EL	\$ 2,806,418.00	\$ -	\$ 2,008,614.00	31	7/23/2008	88% Complete
SAN BERNARDINO	SAN BERNARDINO CITY UNIFIED	RICHARDSON PRP HIGH	MI	\$ 1,900,344.00	\$ -	\$ 1,356,469.00	18	6/25/2008	90% Complete

ATTACHMENT J - PROPOSITION 1D MODERNIZATION PROJECTS

YEARLY REPORT ON THE STATE GENERAL OBLIGATION BOND MEASURE FOR THE SCHOOL FACILITY PROGRAM - 2014

County	District	School Name	Grade	State Construction Funds	State Site Acquisition Funds	Financial Hardship Funds	Classrooms	Last SAB Date	Status
SAN BERNARDINO	SAN BERNARDINO CITY UNIFIED	RILEY ELEMENTARY	EL	\$ 2,842,923.00	\$ -	\$ 1,919,842.00	23	5/28/2008	99% Complete
SAN BERNARDINO	SAN BERNARDINO CITY UNIFIED	RIO VISTA ELEMENTARY	EL	\$ 796,710.00	\$ -	\$ 567,052.00	5	6/25/2008	51% Complete
SAN BERNARDINO	SAN BERNARDINO CITY UNIFIED	ROOSEVELT ELEMENTARY	EL	\$ 2,882,607.00	\$ -	\$ 2,041,498.00	25	5/28/2008	23% Complete
SAN BERNARDINO	SAN BERNARDINO CITY UNIFIED	SAN ANDREAS HIGH	HI	\$ 1,202,688.00	\$ -	\$ 36,496.00	5	5/22/2013	98% Complete
SAN BERNARDINO	SAN BERNARDINO CITY UNIFIED	SAN BERNARDINO HIGH	HI	\$ 8,527,095.00	\$ -	\$ 6,102,442.00	46	7/23/2008	87% Complete
SAN BERNARDINO	SAN BERNARDINO CITY UNIFIED	SAN BERNARDINO HIGH	HI	\$ 716,319.00	\$ -	\$ -	-	5/22/2013	Funds Released
SAN BERNARDINO	SAN BERNARDINO CITY UNIFIED	SAN GORGONIO HIGH	HI	\$ 13,976,882.00	\$ -	\$ 9,948,160.00	96	6/25/2008	95% Complete
SAN BERNARDINO	SAN BERNARDINO CITY UNIFIED	SHANDIN HILLS MIDDLE	MI	\$ 1,824,402.00	\$ -	\$ -	-	5/22/2013	Funds Released
SAN BERNARDINO	SAN BERNARDINO CITY UNIFIED	SIERRA HIGH	HI	\$ 1,281,232.00	\$ -	\$ 25,164.00	21	5/22/2013	98% Complete
SAN BERNARDINO	SAN BERNARDINO CITY UNIFIED	URBITA ELEMENTARY	EL	\$ 106,135.00	\$ -	\$ 79,982.00	-	6/25/2008	99% Complete
SAN BERNARDINO	SAN BERNARDINO CITY UNIFIED	WARM SPRINGS ELEMENTARY	EL	\$ 140,723.00	\$ -	\$ 91,545.00	-	6/25/2008	100% Complete
SAN BERNARDINO	SAN BERNARDINO CITY UNIFIED	WILSON ELEMENTARY	EL	\$ 886,217.00	\$ -	\$ 614,138.00	14	6/25/2008	99% Complete
SAN BERNARDINO	UPLAND UNIFIED	BALDY VIEW ELEMENTARY	EL	\$ 710,081.00	\$ -	\$ -	-	12/12/2012	Funds Released
SAN BERNARDINO	UPLAND UNIFIED	CABRILLO ELEMENTARY	EL	\$ 717,888.00	\$ -	\$ -	-	5/22/2013	Apportioned
SAN BERNARDINO	UPLAND UNIFIED	CITRUS ELEMENTARY	EL	\$ 561,600.00	\$ -	\$ -	-	12/12/2012	Funds Released
SAN BERNARDINO	UPLAND UNIFIED	SIERRA VISTA ELEMENTARY	EL	\$ 330,344.00	\$ -	\$ -	5	12/12/2012	Funds Released
SAN BERNARDINO	UPLAND UNIFIED	UPLAND ELEMENTARY	EL	\$ 249,240.00	\$ -	\$ -	-	12/12/2012	Funds Released
SAN BERNARDINO	UPLAND UNIFIED	VALENCIA ELEMENTARY	EL	\$ 389,361.00	\$ -	\$ -	-	12/12/2012	Funds Released
SAN BERNARDINO County Totals				\$ 177,647,486.00	\$ -	\$ 65,094,514.00			
SAN DIEGO	BONSALL UNION ELEMENTARY	BONSALL ELEMENTARY	EL	\$ 3,103,416.00	\$ -	\$ -	35	9/26/2007	Closed
SAN DIEGO	CAJON VALLEY UNION ELEMENTARY	SEVICK SPECIAL EDUCATION	EL	\$ 1,681,298.00	\$ -	\$ -	17	12/15/2010	Closed
SAN DIEGO	CARLSBAD UNIFIED	CARLSBAD HIGH	HI	\$ 8,831,066.00	\$ -	\$ -	-	4/28/2010	Closed
SAN DIEGO	CARLSBAD UNIFIED	CARLSBAD HIGH	HI	\$ 1,652,576.00	\$ -	\$ -	-	12/14/2011	100% Complete
SAN DIEGO	CARLSBAD UNIFIED	CARLSBAD HIGH	HI	\$ 518,390.00	\$ -	\$ -	-	12/15/2010	100% Complete
SAN DIEGO	CARLSBAD UNIFIED	KELLY ELEMENTARY	EL	\$ 1,922,149.00	\$ -	\$ -	32	12/15/2010	100% Complete
SAN DIEGO	CARLSBAD UNIFIED	MAGNOLIA ELEMENTARY YR	EL	\$ 2,978,417.00	\$ -	\$ -	39	12/15/2010	100% Complete
SAN DIEGO	CARLSBAD UNIFIED	VALLEY JUNIOR HIGH	MI	\$ 2,273,118.00	\$ -	\$ -	14	2/23/2011	100% Complete
SAN DIEGO	CARLSBAD UNIFIED	VALLEY JUNIOR HIGH	MI	\$ 1,357,229.00	\$ -	\$ -	37	5/22/2013	Apportioned
SAN DIEGO	CORONADO UNIFIED	PALM ACADEMY (WAS CENTRAL ELEMENTARY)	HI	\$ 80,510.00	\$ -	\$ -	1	3/28/2007	Closed
SAN DIEGO	ESCONDIDO UNION HIGH	SAN PASQUAL HIGH	HI	\$ 3,656,021.00	\$ -	\$ -	4	12/14/2011	100% Complete
SAN DIEGO	GROSSMONT UNION HIGH	EL CAPITAN HIGH	HI	\$ 15,115,792.00	\$ -	\$ -	54	2/23/2011	100% Complete
SAN DIEGO	GROSSMONT UNION HIGH	GRANITE HILLS HIGH	HI	\$ 1,352,183.00	\$ -	\$ -	8	12/12/2012	Funds Released
SAN DIEGO	GROSSMONT UNION HIGH	MONTE VISTA HIGH	HI	\$ 348,583.00	\$ -	\$ -	-	5/22/2013	Funds Released
SAN DIEGO	GROSSMONT UNION HIGH	MT. MIGUEL HIGH	HI	\$ 14,864,719.00	\$ -	\$ -	59	12/14/2011	100% Complete
SAN DIEGO	GROSSMONT UNION HIGH	SANTANA HIGH	HI	\$ 356,144.00	\$ -	\$ -	-	5/22/2013	Funds Released
SAN DIEGO	GROSSMONT UNION HIGH	VALHALLA HIGH	HI	\$ 10,046,260.00	\$ -	\$ -	-	2/23/2011	100% Complete
SAN DIEGO	GROSSMONT UNION HIGH	VALHALLA HIGH	HI	\$ 1,627,180.00	\$ -	\$ -	6	12/14/2011	100% Complete
SAN DIEGO	GROSSMONT UNION HIGH	WEST HILLS HIGH	HI	\$ 4,215,389.00	\$ -	\$ -	83	12/12/2012	Funds Released
SAN DIEGO	JULIAN UNION ELEMENTARY	JULIAN JUNIOR HIGH	MI	\$ 455,299.00	\$ -	\$ -	5	5/22/2013	Apportioned
SAN DIEGO	LA MESA-SPRING VALLEY	LOMA ELEMENTARY	EL	\$ 1,740,956.00	\$ -	\$ -	25	1/24/2007	Closed
SAN DIEGO	LAKESIDE UNION ELEMENTARY	LAKESIDE MIDDLE	MI	\$ 2,848,731.00	\$ -	\$ -	2	12/12/2012	100% Complete
SAN DIEGO	LEMON GROVE	LEMON GROVE MIDDLE	MI	\$ 4,366,542.00	\$ -	\$ -	4	5/22/2013	Funds Released
SAN DIEGO	NATIONAL ELEMENTARY	OLIVEWOOD ELEMENTARY	EL	\$ 177,349.00	\$ -	\$ -	2	6/27/2007	Closed
SAN DIEGO	OCEANSIDE CITY UNIFIED	DEL RIO ELEMENTARY	EL	\$ 2,208,484.00	\$ -	\$ -	22	1/24/2007	Closed
SAN DIEGO	OCEANSIDE CITY UNIFIED	EL CAMINO HIGH	HI	\$ 11,835,146.00	\$ -	\$ -	58	1/24/2007	Closed
SAN DIEGO	OCEANSIDE CITY UNIFIED	FOUSSAT (FORMERLY SAN RAFAEL ELEMENTARY)	EL	\$ 1,758,398.00	\$ -	\$ -	18	1/30/2008	Closed
SAN DIEGO	OCEANSIDE CITY UNIFIED	LIBBY ELEMENTARY	EL	\$ 2,837,408.00	\$ -	\$ -	21	12/14/2011	99% Complete
SAN DIEGO	OCEANSIDE CITY UNIFIED	LINCOLN JUNIOR HIGH	MI	\$ 5,113,378.00	\$ -	\$ -	34	12/15/2010	100% Complete
SAN DIEGO	OCEANSIDE CITY UNIFIED	MISSION ELEMENTARY	EL	\$ 3,438,280.36	\$ -	\$ -	30	6/27/2012	Funds Released
SAN DIEGO	OCEANSIDE CITY UNIFIED	NORTH TERRACE ELEMENTARY	EL	\$ 3,196,708.78	\$ -	\$ -	28	6/27/2012	100% Complete
SAN DIEGO	OCEANSIDE CITY UNIFIED	OCEANSIDE HIGH	HI	\$ 3,296,212.00	\$ -	\$ -	2	6/27/2012	Funds Released
SAN DIEGO	OCEANSIDE CITY UNIFIED	PALMQUIST ELEMENTARY	EL	\$ 2,991,649.61	\$ -	\$ -	28	12/12/2012	Funds Released
SAN DIEGO	OCEANSIDE CITY UNIFIED	SANTA MARGARITA ELEMENTARY	EL	\$ 360,279.00	\$ -	\$ -	2	12/15/2010	100% Complete
SAN DIEGO	POWAY UNIFIED	ABRAXAS CONTINUATION HIGH	HI	\$ 1,218,534.00	\$ -	\$ -	20	3/26/2008	Closed
SAN DIEGO	POWAY UNIFIED	BERNARDO HEIGHTS MIDDLE	MI	\$ 2,304,078.00	\$ -	\$ -	54	12/14/2011	90% Complete
SAN DIEGO	POWAY UNIFIED	BLACK MOUNTAIN MIDDLE	MI	\$ 4,653,423.00	\$ -	\$ -	43	12/10/2008	100% Complete
SAN DIEGO	POWAY UNIFIED	CANYON VIEW ELEMENTARY	EL	\$ 1,104,600.00	\$ -	\$ -	27	12/15/2010	100% Complete
SAN DIEGO	POWAY UNIFIED	CHAPARRAL ELEMENTARY	EL	\$ 2,133,745.00	\$ -	\$ -	23	8/27/2008	100% Complete
SAN DIEGO	POWAY UNIFIED	DEER CANYON ELEMENTARY	EL	\$ 1,266,101.00	\$ -	\$ -	34	12/14/2011	100% Complete
SAN DIEGO	POWAY UNIFIED	LOS PENASQUITOS ELEMENTARY	EL	\$ 2,083,800.00	\$ -	\$ -	34	3/26/2008	Closed
SAN DIEGO	POWAY UNIFIED	MORNING CREEK ELEMENTARY	EL	\$ 1,262,677.00	\$ -	\$ -	25	12/14/2011	90% Complete
SAN DIEGO	POWAY UNIFIED	PAINTED ROCK ELEMENTARY	EL	\$ 2,049,215.00	\$ -	\$ -	23	4/23/2008	Closed
SAN DIEGO	POWAY UNIFIED	POMERADO ELEMENTARY	EL	\$ 387,692.00	\$ -	\$ -	4	8/27/2008	100% Complete
SAN DIEGO	POWAY UNIFIED	RANCHO BERNARDO HIGH	HI	\$ 3,249,919.00	\$ -	\$ -	110	12/14/2011	90% Complete

ATTACHMENT J - PROPOSITION 1D MODERNIZATION PROJECTS

YEARLY REPORT ON THE STATE GENERAL OBLIGATION BOND MEASURE FOR THE SCHOOL FACILITY PROGRAM - 2014

County	District	School Name	Grade	State Construction Funds	State Site Acquisition Funds	Financial Hardship Funds	Classrooms	Last SAB Date	Status
SAN DIEGO	POWAY UNIFIED	ROLLING HILLS ELEMENTARY	EL	\$ 1,576,742.00	\$ -	\$ -	24	8/27/2008	100% Complete
SAN DIEGO	POWAY UNIFIED	SUNDANCE ELEMENTARY	EL	\$ 1,933,488.00	\$ -	\$ -	22	8/4/2010	100% Complete
SAN DIEGO	POWAY UNIFIED	SUNSET HILLS ELEMENTARY	EL	\$ 2,504,344.00	\$ -	\$ -	27	8/4/2010	100% Complete
SAN DIEGO	POWAY UNIFIED	TURTLEBACK ELEMENTARY	EL	\$ 1,300,193.00	\$ -	\$ -	28	12/14/2011	90% Complete
SAN DIEGO	POWAY UNIFIED	VALLEY ELEMENTARY	EL	\$ 541,146.00	\$ -	\$ -	27	9/24/2008	100% Complete
SAN DIEGO	RANCHO SANTA FE ELEMENTARY	R. ROGER ROWE ELEMENTARY	EL	\$ 1,948,688.00	\$ -	\$ -	20	12/14/2011	100% Complete
SAN DIEGO	RANCHO SANTA FE ELEMENTARY	R. ROGER ROWE MIDDLE	MI	\$ 999,046.00	\$ -	\$ -	12	12/15/2010	100% Complete
SAN DIEGO	SAN DIEGO UNIFIED	AUDUBON ELEMENTARY	EL	\$ 841,454.00	\$ -	\$ -	14	12/15/2010	100% Complete
SAN DIEGO	SAN DIEGO UNIFIED	BURBANK ELEMENTARY	EL	\$ 1,760,155.00	\$ -	\$ -	22	1/24/2007	100% Complete
SAN DIEGO	SAN DIEGO UNIFIED	JEFFERSON ELEMENTARY	EL	\$ 275,119.00	\$ -	\$ -	6	1/24/2007	100% Complete
SAN DIEGO	SAN DIEGO UNIFIED	JOHNSON ELEMENTARY	EL	\$ 384,590.00	\$ -	\$ -	1	1/24/2007	100% Complete
SAN DIEGO	SAN DIEGO UNIFIED	LINCOLN SENIOR HIGH	HI	\$ 6,531,135.00	\$ -	\$ -	60	6/27/2007	Closed
SAN DIEGO	SAN DIEGO UNIFIED	MARSTON MIDDLE	MI	\$ 1,209,537.00	\$ -	\$ -	-	1/24/2007	100% Complete
SAN DIEGO	SAN DIEGO UNIFIED	MISSION BAY SENIOR HIGH	HI	\$ 1,288,442.00	\$ -	\$ -	5	1/24/2007	100% Complete
SAN DIEGO	SAN DIEGO UNIFIED	MUIR ALTERNATIVE	EL	\$ 1,738,678.00	\$ -	\$ -	19	4/28/2010	Closed
SAN DIEGO	SAN DIEGO UNIFIED	SCRIPPS RANCH HIGH	HI	\$ 881,495.00	\$ -	\$ -	30	1/24/2007	100% Complete
SAN DIEGO	SAN DIEGO UNIFIED	SHERMAN ELEMENTARY	EL	\$ 3,008,847.00	\$ -	\$ -	32	3/28/2007	100% Complete
SAN DIEGO	SAN DIEGO UNIFIED	STANDLEY JUNIOR HIGH	MI	\$ 984,962.00	\$ -	\$ -	10	8/27/2008	100% Complete
SAN DIEGO	SAN DIEGO UNIFIED	UNIVERSITY CITY HIGH	HI	\$ 543,077.00	\$ -	\$ -	16	1/24/2007	100% Complete
SAN DIEGO	SAN DIEGO UNIFIED	UNIVERSITY CITY HIGH	HI	\$ 508,420.00	\$ -	\$ -	5	1/24/2007	100% Complete
SAN DIEGO	SAN YSIDRO ELEMENTARY	WILLOW ELEMENTARY	EL	\$ 1,288,700.00	\$ -	\$ -	24	12/15/2010	100% Complete
SAN DIEGO	SANTEE ELEMENTARY	CAJON PARK ELEMENTARY YR	EL	\$ 3,785,739.00	\$ -	\$ -	22	12/15/2010	99% Complete
SAN DIEGO	SANTEE ELEMENTARY	CARLTON HILLS ELEMENTARY	EL	\$ 3,146,729.00	\$ -	\$ -	21	12/15/2010	99% Complete
SAN DIEGO	SANTEE ELEMENTARY	CARLTON OAKS ELEMENTARY	EL	\$ 3,792,041.00	\$ -	\$ -	27	12/15/2010	99% Complete
SAN DIEGO	SANTEE ELEMENTARY	HARRITT (CHET F.) ELEMENTARY	EL	\$ 2,984,837.00	\$ -	\$ -	22	12/15/2010	99% Complete
SAN DIEGO	SANTEE ELEMENTARY	HILL CREEK ELEMENTARY	EL	\$ 4,206,221.00	\$ -	\$ -	28	12/15/2010	99% Complete
SAN DIEGO	SANTEE ELEMENTARY	PROSPECT AVENUE ELEMENTARY	EL	\$ 2,589,467.00	\$ -	\$ -	23	12/15/2010	99% Complete
SAN DIEGO	SANTEE ELEMENTARY	RIO SECO ELEMENTARY	EL	\$ 3,754,879.00	\$ -	\$ -	27	12/15/2010	99% Complete
SAN DIEGO	SANTEE ELEMENTARY	SYCAMORE CANYON ELEMENTARY	EL	\$ 2,155,769.00	\$ -	\$ -	22	12/15/2010	99% Complete
SAN DIEGO	SOUTH BAY UNION ELEMENTARY	BAYSIDE ELEMENTARY	EL	\$ 3,585,924.00	\$ -	\$ -	32	12/14/2011	100% Complete
SAN DIEGO	SOUTH BAY UNION ELEMENTARY	BERRY (GODFREY G.) ELEMENTARY	EL	\$ 2,602,513.00	\$ -	\$ -	30	12/14/2011	75% Complete
SAN DIEGO	SOUTH BAY UNION ELEMENTARY	NESTOR ELEMENTARY	EL	\$ 2,000,000.00	\$ -	\$ -	43	12/14/2011	75% Complete
SAN DIEGO	SOUTH BAY UNION ELEMENTARY	NICLOFF (GEORGE) ELEMENTARY	EL	\$ 2,049,311.00	\$ -	\$ -	29	3/20/2013	Funds Released
SAN DIEGO	SOUTH BAY UNION ELEMENTARY	ONEONTA ELEMENTARY	EL	\$ 2,838,846.00	\$ -	\$ -	35	12/14/2011	100% Complete
SAN DIEGO	SOUTH BAY UNION ELEMENTARY	PENCE (HOWARD) ELEMENTARY	EL	\$ 2,323,392.00	\$ -	\$ -	35	3/20/2013	Funds Released
SAN DIEGO	SOUTH BAY UNION ELEMENTARY	SUNNYSLOPE ELEMENTARY	EL	\$ 3,019,761.00	\$ -	\$ -	39	3/20/2013	Funds Released
SAN DIEGO	SWEETWATER UNION HIGH	CHULA VISTA JUNIOR HIGH	MI	\$ 860,731.00	\$ -	\$ -	6	12/15/2010	99% Complete
SAN DIEGO	SWEETWATER UNION HIGH	CHULA VISTA SENIOR HIGH	HI	\$ 1,237,773.00	\$ -	\$ -	10	1/24/2007	97% Complete
SAN DIEGO	SWEETWATER UNION HIGH	CHULA VISTA SENIOR HIGH	HI	\$ 5,789,813.00	\$ -	\$ -	1	12/15/2010	86% Complete
SAN DIEGO	SWEETWATER UNION HIGH	HILLTOP SENIOR HIGH	HI	\$ 3,930,529.00	\$ -	\$ -	13	6/27/2007	83% Complete
SAN DIEGO	SWEETWATER UNION HIGH	HILLTOP SENIOR HIGH	HI	\$ 5,258,291.00	\$ -	\$ -	12	12/15/2010	99% Complete
SAN DIEGO	SWEETWATER UNION HIGH	MAR VISTA SENIOR HIGH	HI	\$ 2,835,832.00	\$ -	\$ -	2	12/14/2011	99% Complete
SAN DIEGO	SWEETWATER UNION HIGH	MONTGOMERY SENIOR HIGH	HI	\$ 200,380.00	\$ -	\$ -	8	12/14/2011	99% Complete
SAN DIEGO	SWEETWATER UNION HIGH	MONTGOMERY SENIOR HIGH	HI	\$ 1,058,294.00	\$ -	\$ -	4	12/14/2011	99% Complete
SAN DIEGO	SWEETWATER UNION HIGH	NATIONAL CITY JUNIOR HIGH	MI	\$ 613,020.00	\$ -	\$ -	5	12/15/2010	99% Complete
SAN DIEGO	SWEETWATER UNION HIGH	PALOMAR HIGH	HI	\$ 2,039,540.00	\$ -	\$ -	12	1/24/2007	Closed
SAN DIEGO	SWEETWATER UNION HIGH	SOUTHWEST JUNIOR HIGH	MI	\$ 21,371.00	\$ -	\$ -	6	3/14/2013	99% Complete
SAN DIEGO	SWEETWATER UNION HIGH	SOUTHWEST SENIOR HIGH	HI	\$ 1,616,268.00	\$ -	\$ -	5	12/15/2010	99% Complete
SAN DIEGO	SWEETWATER UNION HIGH	SWEETWATER UNION HIGH	HI	\$ 11,093,676.00	\$ -	\$ -	3	2/23/2011	99% Complete
SAN DIEGO County Totals					\$ 257,748,249.75	\$ -	\$ -		
SAN FRANCISCO	SAN FRANCISCO UNIFIED	ALAMO ELEMENTARY	EL	\$ 4,610,660.00	\$ -	\$ -	23	12/14/2011	100% Complete
SAN FRANCISCO	SAN FRANCISCO UNIFIED	BUENA VISTA ANNEX	EL	\$ 2,386,586.00	\$ -	\$ -	16	8/4/2010	100% Complete
SAN FRANCISCO	SAN FRANCISCO UNIFIED	CHINESE EDUCATION CENTER	EL	\$ 473,264.00	\$ -	\$ -	9	7/23/2008	Closed
SAN FRANCISCO	SAN FRANCISCO UNIFIED	CLEVELAND ELEMENTARY	EL	\$ 3,015,242.00	\$ -	\$ -	16	4/28/2010	100% Complete
SAN FRANCISCO	SAN FRANCISCO UNIFIED	CREATIVE ARTS CHARTER	EL	\$ 1,522,657.00	\$ -	\$ -	34	6/27/2012	Funds Released
SAN FRANCISCO	SAN FRANCISCO UNIFIED	DAVIS (GLORIA R.) MIDDLE	MI	\$ 1,131,129.00	\$ -	\$ -	-	1/24/2007	Closed
SAN FRANCISCO	SAN FRANCISCO UNIFIED	DOWNTOWN HIGH	HI	\$ 2,409,525.00	\$ -	\$ -	17	6/27/2012	100% Complete
SAN FRANCISCO	SAN FRANCISCO UNIFIED	EDISON ELEMENTARY	EL	\$ 3,698,370.00	\$ -	\$ -	25	6/27/2012	Funds Released
SAN FRANCISCO	SAN FRANCISCO UNIFIED	EDWARD R. TAYLOR ELEMENTARY	EL	\$ 3,216,684.00	\$ -	\$ -	32	1/24/2007	Closed
SAN FRANCISCO	SAN FRANCISCO UNIFIED	FAIRMOUNT ELEMENTARY	EL	\$ 2,228,386.00	\$ -	\$ -	20	4/28/2010	Closed
SAN FRANCISCO	SAN FRANCISCO UNIFIED	GEORGE WASHINGTON CARVER ELEME	EL	\$ 2,153,265.00	\$ -	\$ -	17	12/14/2011	100% Complete
SAN FRANCISCO	SAN FRANCISCO UNIFIED	GRATTAN ELEMENTARY	EL	\$ 2,054,247.00	\$ -	\$ -	18	4/28/2010	100% Complete
SAN FRANCISCO	SAN FRANCISCO UNIFIED	GUADALUPE ELEMENTARY	EL	\$ 2,794,173.00	\$ -	\$ -	21	6/27/2012	Funds Released
SAN FRANCISCO	SAN FRANCISCO UNIFIED	HERBERT HOOVER MIDDLE	MI	\$ 871,784.00	\$ -	\$ -	42	12/14/2011	100% Complete

ATTACHMENT J - PROPOSITION 1D MODERNIZATION PROJECTS

YEARLY REPORT ON THE STATE GENERAL OBLIGATION BOND MEASURE FOR THE SCHOOL FACILITY PROGRAM - 2014

County	District	School Name	Grade	State Construction Funds	State Site Acquisition Funds	Financial Hardship Funds	Classrooms	Last SAB Date	Status
SAN FRANCISCO	SAN FRANCISCO UNIFIED	HORACE MANN MIDDLE	MI	\$ 4,909,837.00	\$ -	\$ -	33	1/24/2007	Closed
SAN FRANCISCO	SAN FRANCISCO UNIFIED	JEFFERSON ELEMENTARY	EL	\$ 3,374,750.00	\$ -	\$ -	19	12/10/2008	Closed
SAN FRANCISCO	SAN FRANCISCO UNIFIED	JOHN MUIR ELEMENTARY	EL	\$ 2,636,777.00	\$ -	\$ -	18	12/14/2011	100% Complete
SAN FRANCISCO	SAN FRANCISCO UNIFIED	JUNIPERO SERRA ELEMENTARY	EL	\$ 1,570,320.00	\$ -	\$ -	11	12/14/2011	100% Complete
SAN FRANCISCO	SAN FRANCISCO UNIFIED	LAFAYETTE ELEMENTARY	EL	\$ 1,617,223.00	\$ -	\$ -	26	6/27/2012	100% Complete
SAN FRANCISCO	SAN FRANCISCO UNIFIED	LEONARD R. FLYNN ELEMENTARY	EL	\$ 3,061,853.00	\$ -	\$ -	31	1/24/2007	Closed
SAN FRANCISCO	SAN FRANCISCO UNIFIED	MALCOLM X ACADEMY ELEMENTARY	EL	\$ 2,364,479.00	\$ -	\$ -	20	1/24/2007	Closed
SAN FRANCISCO	SAN FRANCISCO UNIFIED	MARSHALL ELEMENTARY	EL	\$ 1,578,043.00	\$ -	\$ -	12	12/14/2011	100% Complete
SAN FRANCISCO	SAN FRANCISCO UNIFIED	MARTIN LUTHER KING ACADEMIC MIDDLE	MI	\$ 2,924,127.00	\$ -	\$ -	26	12/12/2012	100% Complete
SAN FRANCISCO	SAN FRANCISCO UNIFIED	MISSION EDUCATION CENTER	EL	\$ 1,401,201.00	\$ -	\$ -	13	4/28/2010	Closed
SAN FRANCISCO	SAN FRANCISCO UNIFIED	ROOFTOP ELEMENTARY	EL	\$ 1,164,346.00	\$ -	\$ -	18	12/14/2011	100% Complete
SAN FRANCISCO	SAN FRANCISCO UNIFIED	SAN FRANCISCO COMMUNITY ALTERNATIVE	EL	\$ 2,075,436.00	\$ -	\$ -	17	1/24/2007	Closed
SAN FRANCISCO	SAN FRANCISCO UNIFIED	SUNSET ELEMENTARY	EL	\$ 2,351,623.00	\$ -	\$ -	16	12/14/2011	100% Complete
SAN FRANCISCO	SAN FRANCISCO UNIFIED	SUTRO ELEMENTARY	EL	\$ 1,781,566.00	\$ -	\$ -	15	12/14/2011	100% Complete
SAN FRANCISCO	SAN FRANCISCO UNIFIED	WEST PORTAL ELEMENTARY	EL	\$ 2,364,702.00	\$ -	\$ -	17	1/24/2007	Closed
SAN FRANCISCO County Totals				\$ 67,742,255.00	\$ -	\$ -			
SAN JOAQUIN	ESCALON UNIFIED	ESCALON HIGH	HI	\$ 143,589.00	\$ -	\$ -	-	10/24/2012	Funds Released
SAN JOAQUIN	LINCOLN UNIFIED	CLAUDIA LANDEEN ELEMENTARY	EL	\$ 812,825.00	\$ -	\$ -	5	1/30/2008	Closed
SAN JOAQUIN	LINCOLN UNIFIED	COLONIAL HEIGHTS ELEMENTARY	EL	\$ 598,254.00	\$ -	\$ -	5	7/23/2008	Closed
SAN JOAQUIN	LINCOLN UNIFIED	KNOLES (TULLY C.) ELEMENTARY	EL	\$ 482,764.00	\$ -	\$ -	3	12/12/2007	Closed
SAN JOAQUIN	LINCOLN UNIFIED	LINCOLN ELEMENTARY	EL	\$ 478,512.00	\$ -	\$ -	2	8/4/2010	100% Complete
SAN JOAQUIN	LINCOLN UNIFIED	LINCOLN HIGH	HI	\$ 1,977,360.00	\$ -	\$ -	14	2/28/2007	Closed
SAN JOAQUIN	LINCOLN UNIFIED	SIERRA MIDDLE	MI	\$ 107,136.00	\$ -	\$ -	1	9/26/2007	Closed
SAN JOAQUIN	LINCOLN UNIFIED	WILLIAMS (JOHN R.) ELEMENTARY	EL	\$ 630,539.00	\$ -	\$ -	3	3/26/2008	Closed
SAN JOAQUIN	LODI UNIFIED	LOCKEFORD ELEMENTARY	EL	\$ 363,590.00	\$ -	\$ -	1	12/15/2010	100% Complete
SAN JOAQUIN	LODI UNIFIED	LODI HIGH	HI	\$ 4,571,430.00	\$ -	\$ -	4	4/28/2010	100% Complete
SAN JOAQUIN	LODI UNIFIED	TOKAY HIGH	HI	\$ 7,771,669.00	\$ -	\$ -	-	2/24/2010	100% Complete
SAN JOAQUIN	MANTECA UNIFIED	EAST UNION HIGH	HI	\$ 498,548.00	\$ -	\$ -	2	8/22/2007	Closed
SAN JOAQUIN	MANTECA UNIFIED	NEIL HAFLEY	MI	\$ 2,642,696.00	\$ -	\$ -	30	9/26/2007	100% Complete
SAN JOAQUIN	RIPON UNIFIED	RIPON ELEMENTARY	EL	\$ 464,767.00	\$ -	\$ -	4	1/24/2007	Closed
SAN JOAQUIN	STOCKTON UNIFIED	EL DORADO ELEMENTARY	EL	\$ 4,779,089.00	\$ -	\$ -	34	12/14/2011	100% Complete
SAN JOAQUIN	STOCKTON UNIFIED	FREMONT MIDDLE	MI	\$ 2,395,100.00	\$ -	\$ -	27	4/28/2010	100% Complete
SAN JOAQUIN	STOCKTON UNIFIED	GRUNSKY ELEMENTARY	EL	\$ 3,622,890.00	\$ -	\$ -	24	12/12/2012	Funds Released
SAN JOAQUIN	STOCKTON UNIFIED	HAMILTON MIDDLE	MI	\$ 717,807.00	\$ -	\$ -	15	4/28/2010	100% Complete
SAN JOAQUIN	STOCKTON UNIFIED	KING ELEMENTARY	EL	\$ 4,281,085.00	\$ -	\$ -	38	12/14/2011	100% Complete
SAN JOAQUIN	STOCKTON UNIFIED	MARSHALL MIDDLE	MI	\$ 1,790,987.00	\$ -	\$ -	25	4/28/2010	100% Complete
SAN JOAQUIN	STOCKTON UNIFIED	PULLIAM ELEMENTARY	EL	\$ 3,242,900.00	\$ -	\$ -	15	12/14/2011	100% Complete
SAN JOAQUIN	STOCKTON UNIFIED	WALTON DEVELOPMENT CENTER	HI	\$ 1,027,929.00	\$ -	\$ -	6	12/14/2011	100% Complete
SAN JOAQUIN	TRACY JOINT UNIFIED	TRACY HIGH	HI	\$ 4,107,837.00	\$ -	\$ -	12	8/27/2008	Closed
SAN JOAQUIN	TRACY JOINT UNIFIED	TRACY HIGH	HI	\$ 8,582,368.00	\$ -	\$ -	3	12/15/2010	100% Complete
SAN JOAQUIN County Totals				\$ 56,091,671.00	\$ -	\$ -			
SAN LUIS OBISPO	CAYUCOS ELEMENTARY	CAYUCOS ELEMENTARY	EL	\$ 1,348,166.00	\$ -	\$ -	6	7/25/2007	Closed
SAN LUIS OBISPO	PASO ROBLES JOINT UNIFIED	PASO ROBLES HIGH	HI	\$ 986,956.00	\$ -	\$ -	4	12/15/2010	100% Complete
SAN LUIS OBISPO	PASO ROBLES JOINT UNIFIED	PASO ROBLES HIGH	HI	\$ 6,465,555.00	\$ -	\$ -	32	6/27/2012	Funds Released
SAN LUIS OBISPO	TEMPLETON UNIFIED	TEMPLETON ELEMENTARY	EL	\$ 439,876.00	\$ -	\$ -	-	6/27/2012	Funds Released
SAN LUIS OBISPO	TEMPLETON UNIFIED	TEMPLETON MIDDLE	MI	\$ 1,140,558.00	\$ -	\$ -	5	6/27/2012	100% Complete
SAN LUIS OBISPO County Totals				\$ 10,381,111.00	\$ -	\$ -			
SAN MATEO	BELMONT-REDWOOD SHORES ELEMENTARY	RALSTON INTERMEDIATE	MI	\$ 399,295.00	\$ -	\$ -	2	12/10/2008	100% Complete
SAN MATEO	BURLINGAME ELEMENTARY	BURLINGAME INTERMEDIATE	MI	\$ 33,134.00	\$ -	\$ -	1	12/14/2011	100% Complete
SAN MATEO	BURLINGAME ELEMENTARY	FRANKLIN ELEMENTARY	EL	\$ 394,299.00	\$ -	\$ -	4	12/14/2011	100% Complete
SAN MATEO	BURLINGAME ELEMENTARY	LINCOLN ELEMENTARY	EL	\$ 1,598,732.00	\$ -	\$ -	16	12/12/2012	Funds Released
SAN MATEO	BURLINGAME ELEMENTARY	ROOSEVELT ELEM	EL	\$ 1,444,194.00	\$ -	\$ -	14	6/27/2012	Funds Released
SAN MATEO	BURLINGAME ELEMENTARY	WASHINGTON ELEMENTARY	EL	\$ 1,400,426.00	\$ -	\$ -	14	6/27/2012	Funds Released
SAN MATEO	JEFFERSON ELEMENTARY	BROWN (MARGARET PAULINE) ELEME	EL	\$ 669,564.00	\$ -	\$ -	16	12/14/2011	100% Complete
SAN MATEO	JEFFERSON ELEMENTARY	EDISON (THOMAS) ELEMENTARY	EL	\$ 767,732.00	\$ -	\$ -	20	12/14/2011	100% Complete
SAN MATEO	JEFFERSON ELEMENTARY	FRANKLIN (BENJAMIN) INTERMEDIA	MI	\$ 997,064.00	\$ -	\$ -	33	12/14/2011	100% Complete
SAN MATEO	JEFFERSON ELEMENTARY	GARDEN VILLAGE ELEMENTARY	EL	\$ 645,468.00	\$ -	\$ -	14	12/14/2011	100% Complete
SAN MATEO	JEFFERSON ELEMENTARY	GEN PERSHING ELEM	EL	\$ 126,191.00	\$ -	\$ -	6	12/12/2012	100% Complete
SAN MATEO	JEFFERSON ELEMENTARY	JOHN F. KENNEDY ELEMENTARY	EL	\$ 1,049,233.00	\$ -	\$ -	25	12/14/2011	100% Complete
SAN MATEO	JEFFERSON ELEMENTARY	POLLICITA (THOMAS R.) MIDDLE	MI	\$ 1,036,740.00	\$ -	\$ -	30	12/14/2011	100% Complete

ATTACHMENT J - PROPOSITION 1D MODERNIZATION PROJECTS

YEARLY REPORT ON THE STATE GENERAL OBLIGATION BOND MEASURE FOR THE SCHOOL FACILITY PROGRAM - 2014

County	District	School Name	Grade	State Construction Funds	State Site Acquisition Funds	Financial Hardship Funds	Classrooms	Last SAB Date	Status
SAN MATEO	JEFFERSON ELEMENTARY	RIVERA (FERNANDO) INTERMEDIATE	MI	\$ 1,093,488.00	\$ -	\$ -	16	12/14/2011	100% Complete
SAN MATEO	JEFFERSON ELEMENTARY	ROOSEVELT (FRANKLIN DELANO) EL	EL	\$ 966,870.00	\$ -	\$ -	22	12/14/2011	100% Complete
SAN MATEO	JEFFERSON ELEMENTARY	TOBIAS (MARJORIE H.) ELEMENTAR	EL	\$ 624,488.00	\$ -	\$ -	16	12/14/2011	100% Complete
SAN MATEO	JEFFERSON ELEMENTARY	WASHINGTON (GEORGE) ELEMENTARY	EL	\$ 1,077,881.00	\$ -	\$ -	14	12/14/2011	100% Complete
SAN MATEO	JEFFERSON ELEMENTARY	WEBSTER (DANIEL) ELEMENTARY	EL	\$ 1,080,578.00	\$ -	\$ -	22	12/14/2011	100% Complete
SAN MATEO	JEFFERSON ELEMENTARY	WESTLAKE ELEMENTARY	EL	\$ 865,682.00	\$ -	\$ -	19	12/14/2011	100% Complete
SAN MATEO	JEFFERSON ELEMENTARY	WOODROW WILSON ELEMENTARY	EL	\$ 1,137,492.00	\$ -	\$ -	16	12/14/2011	100% Complete
SAN MATEO	JEFFERSON UNION HIGH	TERRA NOVA HIGH	HI	\$ 802,046.00	\$ -	\$ -	8	12/15/2010	Closed
SAN MATEO	MENLO PARK CITY ELEMENTARY	ENCINAL ELEMENTARY	EL	\$ 685,556.00	\$ -	\$ -	15	12/15/2010	100% Complete
SAN MATEO	MENLO PARK CITY ELEMENTARY	LAUREL ELEMENTARY	EL	\$ 1,559,850.00	\$ -	\$ -	15	12/10/2008	Closed
SAN MATEO	SAN MATEO UNION HIGH	BURLINGAME HIGH	HI	\$ 2,499,721.00	\$ -	\$ -	-	5/28/2008	Closed
SAN MATEO	SEQUOIA UNION HIGH	CARLMONT HIGH	HI	\$ 1,531,491.00	\$ -	\$ -	2	12/14/2011	100% Complete
SAN MATEO	SEQUOIA UNION HIGH	CARLMONT HIGH	HI	\$ 1,395,219.00	\$ -	\$ -	-	12/14/2011	100% Complete
SAN MATEO	SEQUOIA UNION HIGH	CARLMONT HIGH	HI	\$ 3,595,217.00	\$ -	\$ -	2	12/14/2011	100% Complete
SAN MATEO	SEQUOIA UNION HIGH	MENLO-ATHERTON HIGH	HI	\$ 586,517.00	\$ -	\$ -	-	12/14/2011	100% Complete
SAN MATEO	SEQUOIA UNION HIGH	REDWOOD HIGH	HI	\$ 736,065.00	\$ -	\$ -	1	12/14/2011	100% Complete
SAN MATEO	SEQUOIA UNION HIGH	SEQUOIA HIGH	HI	\$ 1,144,410.00	\$ -	\$ -	10	12/14/2011	100% Complete
SAN MATEO	SEQUOIA UNION HIGH	WOODS HIGH	HI	\$ 631,539.00	\$ -	\$ -	4	12/14/2011	100% Complete
SAN MATEO	SOUTH SAN FRANCISCO UNIFIED	BURI BURI ELEMENTARY	EL	\$ 20,811.00	\$ -	\$ -	-	8/4/2010	100% Complete
SAN MATEO	SOUTH SAN FRANCISCO UNIFIED	EL CAMINO HIGH	HI	\$ 45,200.00	\$ -	\$ -	-	8/4/2010	100% Complete
SAN MATEO	SOUTH SAN FRANCISCO UNIFIED	SUNSHINE GARDENS ELEMENTARY	EL	\$ 31,950.00	\$ -	\$ -	-	8/4/2010	100% Complete
SAN MATEO County Totals				\$ 32,674,143.00	\$ -	\$ -			
SANTA BARBARA	COLLEGE ELEMENTARY	COLLEGE ES/SANTA YNEZ VALLEY CHARTER	EL	\$ 469,536.00	\$ -	\$ -	4	12/12/2012	Funds Released
SANTA BARBARA	COLLEGE ELEMENTARY	SANTA YNEZ ELEMENTARY	MI	\$ 1,440,779.00	\$ -	\$ -	18	8/27/2008	100% Complete
SANTA BARBARA	CUYAMA JOINT UNIFIED	CUYAMA ELEMENTARY	EL	\$ 279,954.00	\$ -	\$ -	-	10/26/2011	Funds Released
SANTA BARBARA	GUADALUPE UNION ELEMENTARY	MCKENZIE (KERMIT) JUNIOR HIGH	MI	\$ 979,127.00	\$ -	\$ 599,763.00	10	3/26/2008	Closed
SANTA BARBARA	LOMPOC UNIFIED	VANDENBERG MIDDLE	MI	\$ 4,302,733.00	\$ -	\$ -	41	1/24/2007	100% Complete
SANTA BARBARA	SANTA BARBARA HIGH	DOS PUEBLOS SENIOR HIGH	HI	\$ 1,804,521.00	\$ -	\$ -	72	1/24/2007	Closed
SANTA BARBARA	SANTA BARBARA HIGH	LA CUESTA CONTINUATION HIGH	HI	\$ 1,041,289.00	\$ -	\$ -	-	5/28/2008	Closed
SANTA BARBARA County Totals				\$ 10,317,939.00	\$ -	\$ 599,763.00			
SANTA CLARA	CAMPBELL UNION HIGH	BRANHAM HIGH	HI	\$ 1,087,394.00	\$ -	\$ -	4	6/27/2012	Funds Released
SANTA CLARA	CAMPBELL UNION HIGH	DEL MAR HIGH	HI	\$ 1,144,058.00	\$ -	\$ -	4	12/12/2012	Funds Released
SANTA CLARA	CAMPBELL UNION HIGH	LEIGH HIGH	HI	\$ 1,367,190.00	\$ -	\$ -	4	6/27/2012	Funds Released
SANTA CLARA	CAMPBELL UNION HIGH	PROSPECT HIGH	HI	\$ 820,294.00	\$ -	\$ -	4	12/12/2012	Funds Released
SANTA CLARA	CAMPBELL UNION HIGH	WESTMONT HIGH	HI	\$ 1,490,018.00	\$ -	\$ -	4	6/27/2012	Funds Released
SANTA CLARA	CUPERTINO UNION	STOCKLMEIR	EL	\$ 1,103,463.00	\$ -	\$ -	13	12/10/2008	Closed
SANTA CLARA	EAST SIDE UNION HIGH	FOOTHILL HIGH	HI	\$ 2,109,805.00	\$ -	\$ -	12	12/14/2011	100% Complete
SANTA CLARA	EAST SIDE UNION HIGH	HILL (ANDREW P.) HIGH	HI	\$ 2,806,385.00	\$ -	\$ -	6	5/28/2008	Closed
SANTA CLARA	EAST SIDE UNION HIGH	HILL (ANDREW P.) HIGH	HI	\$ 521,172.00	\$ -	\$ -	-	5/22/2013	Funds Released
SANTA CLARA	EAST SIDE UNION HIGH	INDEPENDENCE HIGH	HI	\$ 1,293,491.00	\$ -	\$ -	84	4/25/2007	Closed
SANTA CLARA	EAST SIDE UNION HIGH	INDEPENDENCE HIGH	HI	\$ 2,114,320.00	\$ -	\$ -	10	12/15/2010	95% Complete
SANTA CLARA	EAST SIDE UNION HIGH	INDEPENDENCE HIGH	HI	\$ 1,310,214.00	\$ -	\$ -	-	12/15/2010	100% Complete
SANTA CLARA	EAST SIDE UNION HIGH	MT. PLEASANT HIGH	HI	\$ 5,086,134.00	\$ -	\$ -	10	12/14/2011	100% Complete
SANTA CLARA	EAST SIDE UNION HIGH	MT. PLEASANT HIGH	HI	\$ 5,995,478.00	\$ -	\$ -	53	5/22/2013	Funds Released
SANTA CLARA	EAST SIDE UNION HIGH	OAK GROVE HIGH	HI	\$ 765,228.00	\$ -	\$ -	4	4/28/2010	Closed
SANTA CLARA	EAST SIDE UNION HIGH	OAK GROVE HIGH	HI	\$ 3,240,971.00	\$ -	\$ -	3	8/4/2010	100% Complete
SANTA CLARA	EAST SIDE UNION HIGH	OAK GROVE HIGH	HI	\$ 554,582.00	\$ -	\$ -	5	6/27/2012	100% Complete
SANTA CLARA	EAST SIDE UNION HIGH	OVERFELT (WILLIAM C.) HIGH	HI	\$ 8,921,887.00	\$ -	\$ -	32	2/27/2008	Closed
SANTA CLARA	EAST SIDE UNION HIGH	OVERFELT (WILLIAM C.) HIGH	HI	\$ 658,166.00	\$ -	\$ -	-	5/22/2013	Funds Released
SANTA CLARA	EAST SIDE UNION HIGH	PIEDMONT HILLS HIGH	HI	\$ 1,007,495.00	\$ -	\$ -	-	6/27/2012	Funds Released
SANTA CLARA	EAST SIDE UNION HIGH	SANTA TERESA HIGH	HI	\$ 6,500,498.00	\$ -	\$ -	3	4/28/2010	100% Complete
SANTA CLARA	EAST SIDE UNION HIGH	SANTA TERESA HIGH	HI	\$ 4,227,520.00	\$ -	\$ -	36	12/14/2011	100% Complete
SANTA CLARA	EAST SIDE UNION HIGH	SANTA TERESA HIGH	HI	\$ 876,434.00	\$ -	\$ -	-	12/14/2011	100% Complete
SANTA CLARA	EAST SIDE UNION HIGH	SILVER CREEK HIGH	HI	\$ 1,445,337.00	\$ -	\$ -	5	4/28/2010	Closed
SANTA CLARA	EAST SIDE UNION HIGH	YERBA BUENA HIGH	HI	\$ 16,937.00	\$ -	\$ -	-	10/24/2012	Funds Released
SANTA CLARA	EVERGREEN ELEMENTARY	MILLBROOK ELEMENTARY	EL	\$ 1,818,527.00	\$ -	\$ -	15	8/22/2007	Closed
SANTA CLARA	EVERGREEN ELEMENTARY	NORWOOD CREEK ELEM.	EL	\$ 1,333,586.00	\$ -	\$ -	14	8/22/2007	Closed
SANTA CLARA	FREMONT UNION HIGH	CUPERTINO HIGH	HI	\$ 2,866,242.00	\$ -	\$ -	-	5/22/2013	Funds Released
SANTA CLARA	FREMONT UNION HIGH	FREMONT HIGH	HI	\$ 1,548,738.00	\$ -	\$ -	-	5/22/2013	Funds Released
SANTA CLARA	FREMONT UNION HIGH	HOMESTEAD HIGH	HI	\$ 1,990,002.00	\$ -	\$ -	-	5/22/2013	Funds Released
SANTA CLARA	FREMONT UNION HIGH	LYNBROOK HIGH	HI	\$ 445,054.00	\$ -	\$ -	-	5/22/2013	Funds Released
SANTA CLARA	FREMONT UNION HIGH	MONTE VISTA HIGH	HI	\$ 2,289,141.00	\$ -	\$ -	-	5/22/2013	Funds Released

ATTACHMENT J - PROPOSITION 1D MODERNIZATION PROJECTS

YEARLY REPORT ON THE STATE GENERAL OBLIGATION BOND MEASURE FOR THE SCHOOL FACILITY PROGRAM - 2014

County	District	School Name	Grade	State Construction Funds	State Site Acquisition Funds	Financial Hardship Funds	Classrooms	Last SAB Date	Status
SANTA CLARA	GILROY UNIFIED	MACSA EL PORTAL LEADERSHIP ACADEMY	HI	\$ 1,562,340.00	\$ -	\$ -	12	8/22/2007	100% Complete
SANTA CLARA	LOS ALTOS ELEMENTARY	BULLIS-PURISSIMA ELEMENTARY	EL	\$ 896,285.00	\$ -	\$ -	8	4/28/2010	100% Complete
SANTA CLARA	LOS ALTOS ELEMENTARY	BULLIS-PURISSIMA ELEMENTARY	EL	\$ 467,880.00	\$ -	\$ -	1	12/15/2010	100% Complete
SANTA CLARA	LOS GATOS UNION ELEMENTARY	LOUISE VAN METER ELEMENTARY	EL	\$ 1,227,332.00	\$ -	\$ -	10	12/12/2012	Funds Released
SANTA CLARA	LUTHER BURBANK ELEMENTARY	LUTHER BURBANK ELEMENTARY	EL	\$ 110,428.00	\$ -	\$ 73,618.00	12	12/14/2011	Closed
SANTA CLARA	MORELAND ELEMENTARY	ANDERSON (LEROY) ELEMENTARY	EL	\$ 570,190.00	\$ -	\$ -	29	12/12/2012	Funds Released
SANTA CLARA	MORELAND ELEMENTARY	BAKER ELEMENTARY	EL	\$ 436,330.00	\$ -	\$ -	31	3/20/2013	Funds Released
SANTA CLARA	MORELAND ELEMENTARY	COUNTRY LANE ELEMENTARY	EL	\$ 1,953,610.00	\$ -	\$ -	31	12/14/2011	100% Complete
SANTA CLARA	MORELAND ELEMENTARY	MORELAND MIDDLE	MI	\$ 600,371.00	\$ -	\$ -	44	12/15/2010	100% Complete
SANTA CLARA	MORELAND ELEMENTARY	MORELAND MIDDLE	MI	\$ 2,188,464.00	\$ -	\$ -	44	12/14/2011	85% Complete
SANTA CLARA	MORELAND ELEMENTARY	PAYNE (GEORGE C.) ELEMENTARY	EL	\$ 451,777.00	\$ -	\$ -	28	12/12/2012	Funds Released
SANTA CLARA	OAK GROVE ELEMENTARY	GLIDER ELEMENTARY	EL	\$ 446,376.00	\$ -	\$ -	28	12/14/2011	100% Complete
SANTA CLARA	OAK GROVE ELEMENTARY	TAYLOR (BERTHA) ELEMENTARY	EL	\$ 650,965.00	\$ -	\$ -	29	12/14/2011	100% Complete
SANTA CLARA	PALO ALTO UNIFIED	GUNN (HENRY M.) HIGH	HI	\$ 1,314,345.00	\$ -	\$ -	-	6/27/2012	Funds Released
SANTA CLARA	PALO ALTO UNIFIED	PALO ALTO HIGH	HI	\$ 1,749,062.00	\$ -	\$ -	-	6/27/2012	Funds Released
SANTA CLARA	SAN JOSE UNIFIED	BURNETT (PETER) MIDDLE	MI	\$ 1,924,446.00	\$ -	\$ -	-	8/27/2008	Closed
SANTA CLARA	SAN JOSE UNIFIED	DARLING (ANNE) ELEMENTARY	EL	\$ 676,981.00	\$ -	\$ -	8	8/4/2010	100% Complete
SANTA CLARA	SAN JOSE UNIFIED	GUNDERSON HIGH	HI	\$ 2,213,831.00	\$ -	\$ -	8	4/28/2010	100% Complete
SANTA CLARA	SANTA CLARA UNIFIED	CABRILLO (JUAN) MIDDLE	MI	\$ 3,726,160.00	\$ -	\$ -	23	1/24/2007	Closed
SANTA CLARA	SANTA CLARA UNIFIED	PETERSON (MARIAN A.) JUNIOR HIGH	MI	\$ 4,705,845.00	\$ -	\$ -	38	1/24/2007	Closed
SANTA CLARA	SANTA CLARA UNIFIED	SANTA CLARA HIGH	HI	\$ 7,771,530.00	\$ -	\$ -	9	1/24/2007	Closed
SANTA CLARA	SANTA CLARA UNIFIED	WILCOX (ADRIAN) HIGH	HI	\$ 8,090,642.00	\$ -	\$ -	6	1/24/2007	75% Complete
SANTA CLARA	SUNNYVALE ELEMENTARY	COLUMBIA MIDDLE	MI	\$ 542,505.00	\$ -	\$ -	40	12/15/2010	100% Complete
SANTA CLARA	SUNNYVALE ELEMENTARY	VARGAS ELEMENTARY	EL	\$ 606,925.00	\$ -	\$ -	20	12/15/2010	100% Complete
SANTA CLARA County Totals				\$ 113,640,381.00	\$ -	\$ 73,618.00			
SANTA CRUZ	SAN LORENZO VALLEY UNIFIED	SAN LORENZO VALLEY ELEMENTARY	EL	\$ 1,212,351.00	\$ -	\$ -	7	7/25/2007	Closed
SANTA CRUZ County Totals				\$ 1,212,351.00	\$ -	\$ -			
SHASTA	ANDERSON UNION HIGH	ANDERSON HIGH	HI	\$ 1,095,582.00	\$ -	\$ -	-	4/23/2008	Closed
SHASTA	CASCADE UNION ELEMENTARY	ANDERSON MIDDLE	MI	\$ 2,019,053.00	\$ -	\$ -	21	6/27/2012	100% Complete
SHASTA	FALL RIVER JOINT UNIFIED	BURNEY JUNIOR-SENIOR HIGH	HI	\$ 1,872,267.00	\$ -	\$ -	19	1/24/2007	Closed
SHASTA	FALL RIVER JOINT UNIFIED	EAST BURNEY ELEMENTARY	EL	\$ 1,983,815.00	\$ -	\$ -	18	9/26/2007	Closed
SHASTA	FALL RIVER JOINT UNIFIED	FALL RIVER ELEMENTARY	EL	\$ 815,128.00	\$ -	\$ -	21	1/24/2007	Closed
SHASTA	FALL RIVER JOINT UNIFIED	FALL RIVER JUNIOR-SENIOR HIGH	HI	\$ 1,179,526.00	\$ -	\$ -	26	2/27/2008	Closed
SHASTA	GRANT ELEMENTARY	GRANT ELEMENTARY	EL	\$ 1,143,109.00	\$ -	\$ 727,338.00	9	6/27/2012	90% Complete
SHASTA	SHASTA UNION HIGH	PIONEER CONTINUATION HIGH	HI	\$ 1,743,909.00	\$ -	\$ -	4	5/22/2013	Apportioned
SHASTA County Totals				\$ 11,852,389.00	\$ -	\$ 727,338.00			
SISKIYOU	DUNSMUIR JOINT UNION HIGH	DUNSMUIR HIGH	HI	\$ 1,276,070.00	\$ -	\$ 847,801.00	13	12/14/2011	100% Complete
SISKIYOU	MCCLOUD UNION ELEMENTARY	MCCLOUD ELEMENTARY	EL	\$ 613,143.00	\$ -	\$ 183,763.00	12	6/25/2008	90% Complete
SISKIYOU	SCOTT VALLEY UNIFIED	ETNA UNION SENIOR HIGH	HI	\$ 109,739.00	\$ -	\$ 73,159.00	5	7/25/2007	90% Complete
SISKIYOU	SCOTT VALLEY UNIFIED	SCOTT VALLEY JUNIOR HIGH SCHOOL	MI	\$ 51,776.00	\$ -	\$ -	6	3/23/2011	40% Complete
SISKIYOU	SISKIYOU UNION HIGH	HAPPY CAMP HIGH	HI	\$ 770,940.00	\$ -	\$ -	5	4/23/2008	90% Complete
SISKIYOU	SISKIYOU UNION HIGH	HAPPY CAMP HIGH	HI	\$ 542,344.00	\$ -	\$ -	-	3/28/2012	Funds Released
SISKIYOU	SISKIYOU UNION HIGH	MT. SHASTA HIGH	HI	\$ 706,669.00	\$ -	\$ -	5	5/28/2008	90% Complete
SISKIYOU	SISKIYOU UNION HIGH	WEED HIGH	HI	\$ 724,804.00	\$ -	\$ -	4	5/28/2008	90% Complete
SISKIYOU	SISKIYOU UNION HIGH	WEED HIGH	HI	\$ 1,124,870.00	\$ -	\$ -	-	12/15/2010	Funds Released
SISKIYOU County Totals				\$ 5,920,355.00	\$ -	\$ 1,104,723.00			
SOLANO	BENICIA UNIFIED	HENDERSON (JOE) ELEMENTARY	EL	\$ 1,659,690.00	\$ -	\$ -	17	4/28/2010	Closed
SOLANO	BENICIA UNIFIED	MATTHEW TURNER ELEMENTARY	EL	\$ 562,838.00	\$ -	\$ -	4	8/4/2010	90% Complete
SOLANO	SOLANO COUNTY OFFICE OF EDUCATION	ARMUJO HIGH	HI	\$ 31,504.00	\$ -	\$ 21,003.00	2	6/27/2012	2% Complete
SOLANO	SOLANO COUNTY OFFICE OF EDUCATION	GOLDEN HILLS HIGH	HI	\$ 52,604.00	\$ -	\$ 35,069.00	3	6/27/2012	Funds Released
SOLANO	SOLANO COUNTY OFFICE OF EDUCATION	GOLDEN WEST INTERMEDIATE	MI	\$ 11,607.00	\$ -	\$ 7,738.00	1	6/27/2012	2% Complete
SOLANO	SOLANO COUNTY OFFICE OF EDUCATION	GRANGE MIDDLE	HI	\$ 13,265.00	\$ -	\$ 8,843.00	1	6/27/2012	2% Complete
SOLANO	SOLANO COUNTY OFFICE OF EDUCATION	JONES (K. I.) ELEMENTARY	EL	\$ 33,162.00	\$ -	\$ 22,108.00	3	6/27/2012	2% Complete
SOLANO	SOLANO COUNTY OFFICE OF EDUCATION	LARSEN SCHOOL	EL	\$ 108,910.00	\$ -	\$ 67,346.00	9	5/25/2011	Funds Released
SOLANO	SOLANO COUNTY OFFICE OF EDUCATION	LARSEN SCHOOL	EL	\$ 116,067.00	\$ -	\$ 77,378.00	8	6/27/2012	1% Complete
SOLANO	SOLANO COUNTY OFFICE OF EDUCATION	SILVEVILLE PRIMARY	EL	\$ 13,265.00	\$ -	\$ 8,843.00	1	6/27/2012	Funds Released
SOLANO	SOLANO COUNTY OFFICE OF EDUCATION	T.C. MC DANIEL ELEMENTARY	EL	\$ 78,212.00	\$ -	\$ 51,195.00	6	5/25/2011	Funds Released
SOLANO	SOLANO COUNTY OFFICE OF EDUCATION	T.C. MC DANIEL ELEMENTARY	EL	\$ 74,615.00	\$ -	\$ 49,743.00	-	6/27/2012	1% Complete

ATTACHMENT J - PROPOSITION 1D MODERNIZATION PROJECTS

YEARLY REPORT ON THE STATE GENERAL OBLIGATION BOND MEASURE FOR THE SCHOOL FACILITY PROGRAM - 2014

County	District	School Name	Grade	State Construction Funds	State Site Acquisition Funds	Financial Hardship Funds	Classrooms	Last SAB Date	Status
SOLANO	TRAVIS UNIFIED	VANDEN HIGH	HI	\$ 435,366.00	\$ -	\$ -	12	3/28/2007	Closed
SOLANO	VACAVILLE UNIFIED	FAIRMONT ELEMENTARY	EL	\$ 2,236,425.00	\$ -	\$ -	27	12/15/2010	100% Complete
SOLANO	VACAVILLE UNIFIED	ORCHARD ELEMENTARY	EL	\$ 1,218,736.00	\$ -	\$ -	21	8/4/2010	Closed
SOLANO	VACAVILLE UNIFIED	WOOD (WILL C.) HIGH	HI	\$ 7,286,943.00	\$ -	\$ -	79	12/15/2010	99% Complete
SOLANO County Totals				\$ 13,933,209.00	\$ -	\$ 349,266.00			
SONOMA	ALEXANDER VALLEY UNION ELEMENTARY	ALEXANDER VALLEY UNION ELEMENTARY	EL	\$ 626,343.00	\$ -	\$ 221,805.52	6	1/24/2007	Closed
SONOMA	BENNETT VALLEY UNION ELEMENTARY	STRAWBERRY ELEMENTARY	EL	\$ 452,048.00	\$ -	\$ -	5	9/26/2007	Closed
SONOMA	CINNABAR ELEMENTARY	CINNABAR ELEMENTARY	EL	\$ 1,027,071.00	\$ -	\$ 533,542.00	-	5/22/2013	25% Complete
SONOMA	DUNHAM ELEMENTARY	DUNHAM ELEMENTARY	EL	\$ 65,063.00	\$ -	\$ -	5	3/28/2012	Funds Released
SONOMA	GEYSERVILLE UNIFIED	GEYSERVILLE ELEMENTARY	EL	\$ 790,804.00	\$ -	\$ -	7	7/23/2008	Closed
SONOMA	GEYSERVILLE UNIFIED	GEYSERVILLE HIGH	HI	\$ 716,133.00	\$ -	\$ -	10	7/23/2008	Closed
SONOMA	GEYSERVILLE UNIFIED	GEYSERVILLE MIDDLE	MI	\$ 223,930.00	\$ -	\$ -	2	7/23/2008	Closed
SONOMA	GRAVENSTEIN UNION ELEMENTARY	GRAVENSTEIN ELEMENTARY	EL	\$ 376,562.00	\$ -	\$ -	6	1/24/2007	Closed
SONOMA	GRAVENSTEIN UNION ELEMENTARY	HILLCREST MIDDLE	MI	\$ 795,387.00	\$ -	\$ -	12	1/24/2007	Closed
SONOMA	KENWOOD ELEMENTARY	KENWOOD ELEMENTARY	EL	\$ 527,227.00	\$ -	\$ -	6	10/24/2007	Closed
SONOMA	OAK GROVE UNION ELEMENTARY	WILLOWSIDE MIDDLE	MI	\$ 794,915.00	\$ -	\$ -	8	7/23/2008	Closed
SONOMA	OAK GROVE UNION ELEMENTARY	WILLOWSIDE MIDDLE	MI	\$ 411,464.00	\$ -	\$ -	-	12/12/2012	Funds Released
SONOMA	PETALUMA CITY ELEMENTARY	CHERRY VALLEY CHARTER ELEMENTARY	EL	\$ 1,034,324.00	\$ -	\$ -	14	12/10/2008	100% Complete
SONOMA	PETALUMA CITY ELEMENTARY	GRANT ELEMENTARY	EL	\$ 868,715.00	\$ -	\$ -	13	1/24/2007	Closed
SONOMA	PETALUMA CITY ELEMENTARY	VALLEY VISTA ELEMENTARY	EL	\$ 1,155,005.00	\$ -	\$ -	18	1/24/2007	Closed
SONOMA	PINER-OLIVET UNION ELEMENTARY	PINER OLIVET CHARTER	MI	\$ 236,867.00	\$ -	\$ -	2	3/28/2007	Closed
SONOMA	PINER-OLIVET UNION ELEMENTARY	SCHAEFER ELEMENTARY	EL	\$ 471,040.00	\$ -	\$ -	-	5/22/2013	Funds Released
SONOMA	ROSELAND ELEMENTARY	ROSELAND ELEMENTARY	EL	\$ 518,073.00	\$ -	\$ 306,397.00	13	12/15/2010	100% Complete
SONOMA	ROSELAND ELEMENTARY	SHEPPARD ELEMENTARY	EL	\$ 289,783.00	\$ -	\$ 168,927.00	9	12/15/2010	100% Complete
SONOMA	SANTA ROSA ELEMENTARY	HIDDEN VALLEY ELEMENTARY	EL	\$ 852,557.00	\$ -	\$ -	4	10/24/2007	Closed
SONOMA	SONOMA VALLEY UNIFIED	ALTIMIRA INTERMEDIATE	MI	\$ 808,194.00	\$ -	\$ -	-	5/22/2013	Funds Released
SONOMA	SONOMA VALLEY UNIFIED	DUNBAR ELEMENTARY	EL	\$ 356,500.00	\$ -	\$ -	-	5/22/2013	Funds Released
SONOMA	SONOMA VALLEY UNIFIED	EL VERANO ELEMENTARY	EL	\$ 152,074.00	\$ -	\$ -	-	5/22/2013	Funds Released
SONOMA	SONOMA VALLEY UNIFIED	FLOWERY ELEMENTARY	EL	\$ 631,728.00	\$ -	\$ -	-	5/22/2013	Funds Released
SONOMA	SONOMA VALLEY UNIFIED	PRESTWOOD ELEMENTARY	EL	\$ 414,518.00	\$ -	\$ -	-	5/22/2013	Funds Released
SONOMA	SONOMA VALLEY UNIFIED	SASSARINI ELEMENTARY	EL	\$ 134,824.00	\$ -	\$ -	-	5/22/2013	Funds Released
SONOMA	SONOMA VALLEY UNIFIED	SONOMA CHARTER (ELEM)	EL	\$ 369,034.00	\$ -	\$ -	-	5/22/2013	Funds Released
SONOMA	SONOMA VALLEY UNIFIED	SONOMA VALLEY HIGH	HI	\$ 2,311,011.00	\$ -	\$ -	-	5/22/2013	Funds Released
SONOMA	TWIN HILLS UNION ELEMENTARY	APPLE BLOSSOM ELEMENTARY	EL	\$ 400,480.00	\$ -	\$ -	-	5/22/2013	Funds Released
SONOMA	TWIN HILLS UNION ELEMENTARY	TWIN HILLS MIDDLE	MI	\$ 416,134.00	\$ -	\$ -	-	5/22/2013	Funds Released
SONOMA	WEST SONOMA COUNTY UNION HIGH	ANALY HIGH	HI	\$ 2,123,715.00	\$ -	\$ -	-	5/22/2013	Funds Released
SONOMA	WEST SONOMA COUNTY UNION HIGH	EL MOLINO HIGH	HI	\$ 494,362.00	\$ -	\$ -	-	5/22/2013	Funds Released
SONOMA	WEST SONOMA COUNTY UNION HIGH	LAGUNA CONTINUATION HIGH	HI	\$ 153,786.00	\$ -	\$ -	-	5/22/2013	Funds Released
SONOMA	WINDSOR UNIFIED	CALI CALMECAC	EL	\$ 199,870.00	\$ -	\$ -	2	12/14/2011	99% Complete
SONOMA	WRIGHT ELEMENTARY	WILSON (J. X.) ELEMENTARY	EL	\$ 1,796,981.00	\$ -	\$ -	27	8/27/2008	98% Complete
SONOMA County Totals				\$ 22,996,522.00	\$ -	\$ 1,230,671.52			
STANISLAUS	CERES UNIFIED	WALTER WHITE ELEMENTARY	EL	\$ 795,114.00	\$ -	\$ -	8	12/15/2010	95% Complete
STANISLAUS	DENAIR UNIFIED	DENAIR MIDDLE	MI	\$ 343,124.00	\$ -	\$ 193,048.00	3	3/26/2008	Closed
STANISLAUS	MODESTO CITY HIGH	GRACE M. DAVIS HIGH	HI	\$ 3,937,375.00	\$ -	\$ -	74	10/24/2007	Closed
STANISLAUS	MODESTO CITY HIGH	THOMAS DOWNEY HIGH	HI	\$ 15,675,076.00	\$ -	\$ -	66	1/30/2008	99% Complete
STANISLAUS	OAKDALE JOINT UNIFIED	OAKDALE JUNIOR HIGH	MI	\$ 1,620,494.00	\$ -	\$ -	15	4/28/2010	Closed
STANISLAUS	PATTERSON JOINT UNIFIED	DEL PUERTO HIGH (CONT.)	HI	\$ 519,658.00	\$ -	\$ 270,905.00	6	6/27/2012	Funds Released
STANISLAUS	PATTERSON JOINT UNIFIED	GRAYSON ELEMENTARY	EL	\$ 1,297,387.00	\$ -	\$ 645,010.00	15	6/27/2012	Funds Released
STANISLAUS	PATTERSON JOINT UNIFIED	LAS PALMAS ELEMENTARY	EL	\$ 3,246,057.00	\$ -	\$ 1,710,351.00	8	6/27/2012	Funds Released
STANISLAUS	PATTERSON JOINT UNIFIED	NORTHMEAD ELEMENTARY	EL	\$ 4,041,148.00	\$ -	\$ 595,545.00	40	6/27/2012	Funds Released
STANISLAUS	PATTERSON JOINT UNIFIED	PATTERSON HIGH	HI	\$ 696,954.00	\$ -	\$ -	6	12/12/2007	100% Complete
STANISLAUS	PATTERSON JOINT UNIFIED	PATTERSON HIGH	HI	\$ 1,562,891.00	\$ -	\$ -	3	12/12/2007	100% Complete
STANISLAUS	PATTERSON JOINT UNIFIED	PATTERSON HIGH	HI	\$ 2,962,365.56	\$ -	\$ 136,550.76	25	6/27/2012	Funds Released
STANISLAUS	PATTERSON JOINT UNIFIED	PATTERSON HIGH	HI	\$ 2,053,154.00	\$ -	\$ -	5	12/12/2012	Funds Released
STANISLAUS	ROBERTS FERRY UNION ELEMENTARY	ROBERTS FERRY UNION ELEMENTARY	EL	\$ 208,521.00	\$ -	\$ 139,014.00	3	12/15/2010	100% Complete
STANISLAUS	SHILOH ELEMENTARY	SHILOH ELEMENTARY	EL	\$ 486,234.00	\$ -	\$ 293,142.34	5	6/27/2007	Closed
STANISLAUS	STANISLAUS COUNTY OFFICE OF EDUCATION	STANISLAUS COUNTY SPECIAL EDUCATION	EL	\$ 2,792,071.00	\$ -	\$ 1,861,381.00	13	12/15/2010	70% Complete
STANISLAUS	STANISLAUS UNION ELEMENTARY	PRESCOTT SENIOR ELEMENTARY	MI	\$ 2,913,231.00	\$ -	\$ -	31	12/14/2011	100% Complete
STANISLAUS	SYLVAN UNION ELEMENTARY	BROWN (COLEMAN F.) ELEMENTARY	EL	\$ 2,391,957.00	\$ -	\$ -	21	12/12/2012	Funds Released
STANISLAUS	SYLVAN UNION ELEMENTARY	COFFEE (STOCKARD) ELEMENTARY	EL	\$ 2,388,798.00	\$ -	\$ -	18	12/12/2012	Funds Released
STANISLAUS	SYLVAN UNION ELEMENTARY	SOMERSET MIDDLE	MI	\$ 1,049,116.00	\$ -	\$ -	7	12/10/2008	Closed
STANISLAUS	SYLVAN UNION ELEMENTARY	SOMERSET MIDDLE	MI	\$ 1,964,388.00	\$ -	\$ -	-	12/15/2010	Closed

ATTACHMENT J - PROPOSITION 1D MODERNIZATION PROJECTS

YEARLY REPORT ON THE STATE GENERAL OBLIGATION BOND MEASURE FOR THE SCHOOL FACILITY PROGRAM - 2014

County	District	School Name	Grade	State Construction Funds	State Site Acquisition Funds	Financial Hardship Funds	Classrooms	Last SAB Date	Status
STANISLAUS	SYLVAN UNION ELEMENTARY	SOMERSET MIDDLE	MI	\$ 2,085,166.00	\$ -	\$ -	32	6/27/2012	Funds Released
STANISLAUS	SYLVAN UNION ELEMENTARY	STANDIFORD ELEMENTARY	EL	\$ 2,102,418.00	\$ -	\$ -	20	12/12/2012	Funds Released
STANISLAUS	TURLOCK UNIFIED	CRANE EARLY LEARNING CENTER	EL	\$ 535,068.00	\$ -	\$ -	5	12/15/2010	100% Complete
STANISLAUS	TURLOCK UNIFIED	CROWELL ELEMENTARY	EL	\$ 2,647,298.00	\$ -	\$ -	31	12/15/2010	100% Complete
STANISLAUS	TURLOCK UNIFIED	CUNNINGHAM ELEMENTARY	EL	\$ 1,766,920.00	\$ -	\$ -	20	12/15/2010	74% Complete
STANISLAUS	TURLOCK UNIFIED	DUTCHER MIDDLE	MI	\$ 1,481,288.00	\$ -	\$ -	15	10/24/2007	Closed
STANISLAUS	TURLOCK UNIFIED	DUTCHER MIDDLE	MI	\$ 924,938.00	\$ -	\$ -	9	12/15/2010	Closed
STANISLAUS	TURLOCK UNIFIED	JULIEN ELEMENTARY	EL	\$ 2,796,841.00	\$ -	\$ -	30	5/22/2013	Funds Released
STANISLAUS	TURLOCK UNIFIED	OSBORN ELEMENTARY	EL	\$ 1,247,446.00	\$ -	\$ -	12	12/15/2010	100% Complete
STANISLAUS	TURLOCK UNIFIED	ROSELAWN HIGH	HI	\$ 904,689.00	\$ -	\$ -	4	12/14/2011	100% Complete
STANISLAUS	TURLOCK UNIFIED	TURLOCK HIGH	HI	\$ 2,183,189.00	\$ -	\$ -	-	1/24/2007	Closed
STANISLAUS	TURLOCK UNIFIED	TURLOCK HIGH	HI	\$ 10,792,126.00	\$ -	\$ -	61	3/28/2012	59% Complete
STANISLAUS	TURLOCK UNIFIED	WAKEFIELD ELEMENTARY	EL	\$ 557,770.00	\$ -	\$ -	6	5/22/2013	Funds Released
STANISLAUS	TURLOCK UNIFIED	WALTER M. BROWN ELEMENTARY	EL	\$ 2,484,385.00	\$ -	\$ -	24	6/27/2012	82% Complete
STANISLAUS County Totals				\$ 85,454,655.56	\$ -	\$ 5,844,947.10			
SUTTER	BROWNS ELEMENTARY	BROWNS ELEMENTARY	EL	\$ 128,471.00	\$ -	\$ -	-	10/24/2012	Funds Released
SUTTER	LIVE OAK UNIFIED	LIVE OAK HIGH	HI	\$ 1,940,630.00	\$ -	\$ -	3	12/14/2011	Funds Released
SUTTER	NUESTRO ELEMENTARY	NUESTRO ELEMENTARY	EL	\$ 65,061.00	\$ -	\$ 43,374.00	-	10/29/2008	Funds Released
SUTTER	SUTTER UNION HIGH	SUTTER HIGH	HI	\$ 2,953,235.00	\$ -	\$ -	16	12/12/2012	Funds Released
SUTTER	WINSHIP-ROBBINS	ROBBINS ELEMENTARY	EL	\$ 51,218.00	\$ -	\$ 34,145.00	-	5/22/2013	Funds Released
SUTTER	WINSHIP-ROBBINS	WINSHIP ELEMENTARY	EL	\$ 13,688.00	\$ -	\$ 9,126.00	-	5/22/2013	Funds Released
SUTTER	YUBA CITY UNIFIED	BARRY ELEMENTARY	MI	\$ 357,595.00	\$ -	\$ -	16	1/24/2007	Closed
SUTTER	YUBA CITY UNIFIED	YUBA CITY HIGH	HI	\$ 1,966,671.00	\$ -	\$ -	67	1/24/2007	Closed
SUTTER County Totals				\$ 7,476,569.00	\$ -	\$ 86,645.00			
TEHAMA	GERBER UNION ELEMENTARY	GERBER ELEMENTARY	EL	\$ 2,222,779.00	\$ -	\$ 1,411,453.00	17	4/23/2008	Closed
TEHAMA	LOS MOLINOS UNIFIED	LOS MOLINOS ELEMENTARY	EL	\$ 141,293.00	\$ -	\$ 43,246.00	11	12/14/2011	Funds Released
TEHAMA	LOS MOLINOS UNIFIED	LOS MOLINOS HIGH	HI	\$ 140,049.00	\$ -	\$ 73,705.00	8	12/14/2011	Funds Released
TEHAMA	LOS MOLINOS UNIFIED	VINA ELEMENTARY	EL	\$ 57,962.00	\$ -	\$ 26,134.00	3	12/14/2011	Funds Released
TEHAMA	RED BLUFF UNION ELEMENTARY	BIDWELL ELEMENTARY	EL	\$ 439,438.00	\$ -	\$ -	3	12/15/2010	Closed
TEHAMA	REEDS CREEK ELEMENTARY	REEDS CREEK ELEMENTARY	EL	\$ 346,675.00	\$ -	\$ 231,064.00	9	1/30/2008	100% Complete
TEHAMA County Totals				\$ 3,348,196.00	\$ -	\$ 1,785,602.00			
TRINITY	COX BAR ELEMENTARY	COX BAR ELEMENTARY	EL	\$ 66,841.00	\$ -	\$ 44,540.00	2	8/25/2010	Closed
TRINITY	MOUNTAIN VALLEY UNIFIED	HAYFORK VALLEY ELEMENTARY	EL	\$ 1,081,742.00	\$ -	\$ -	16	1/24/2007	Closed
TRINITY	SOUTHERN TRINITY JOINT UNIFIED	SOUTHERN TRINITY HIGH	HI	\$ 400,667.00	\$ -	\$ -	3	6/27/2012	Funds Released
TRINITY County Totals				\$ 1,549,250.00	\$ -	\$ 44,540.00			
TULARE	ALTA VISTA ELEMENTARY	ALTA VISTA ELEMENTARY	EL	\$ 484,956.00	\$ -	\$ 318,241.00	3	12/15/2010	100% Complete
TULARE	CUTLER-OROSI JOINT UNIFIED	CUTLER ELEMENTARY	EL	\$ 991,705.00	\$ -	\$ 528,436.79	2	8/24/2011	Closed
TULARE	CUTLER-OROSI JOINT UNIFIED	GOLDEN VALLEY ELEMENTARY	EL	\$ 618,631.00	\$ -	\$ 370,362.00	13	8/24/2011	Closed
TULARE	CUTLER-OROSI JOINT UNIFIED	LOVELL HIGH	HI	\$ 414,201.00	\$ -	\$ 275,191.00	4	12/15/2010	99% Complete
TULARE	CUTLER-OROSI JOINT UNIFIED	OROSI HIGH	HI	\$ 2,655,212.00	\$ -	\$ 1,602,715.00	5	6/27/2012	Closed
TULARE	CUTLER-OROSI JOINT UNIFIED	PALM ELEMENTARY	EL	\$ 1,814,342.00	\$ -	\$ 1,129,619.00	5	8/24/2011	Closed
TULARE	CUTLER-OROSI JOINT UNIFIED	SIERRA ELEMENTARY	EL	\$ 125,111.00	\$ -	\$ 5,225.00	2	12/15/2010	99% Complete
TULARE	CUTLER-OROSI JOINT UNIFIED	YETTEM HIGH (CONT.)	HI	\$ 289,750.00	\$ -	\$ 69,972.00	1	12/15/2010	99% Complete
TULARE	DINUBA UNIFIED	DINUBA HIGH	HI	\$ 2,646,863.00	\$ -	\$ -	5	8/27/2008	Closed
TULARE	DINUBA UNIFIED	LINCOLN ELEMENTARY	EL	\$ 597,591.00	\$ -	\$ -	16	3/26/2008	Closed
TULARE	DUCOR UNION ELEMENTARY	DUCOR UNION ELEMENTARY	EL	\$ 615,974.00	\$ -	\$ 353,698.00	4	6/27/2012	50% Complete
TULARE	EARLMART ELEMENTARY	EARLMART ELEMENTARY	EL	\$ 237,539.00	\$ -	\$ 158,359.00	2	10/29/2008	100% Complete
TULARE	EARLMART ELEMENTARY	EARLMART INTERMEDIATE	MI	\$ 743,005.00	\$ -	\$ 495,337.00	5	10/29/2008	100% Complete
TULARE	EXETER UNION HIGH	EXETER HIGH SCHOOL	HI	\$ 2,921,318.00	\$ -	\$ -	15	3/26/2008	Closed
TULARE	EXETER UNION HIGH	EXETER HIGH SCHOOL	HI	\$ 683,788.00	\$ -	\$ -	-	2/27/2008	100% Complete
TULARE	EXETER UNION HIGH	EXETER HIGH SCHOOL	HI	\$ 1,511,984.00	\$ -	\$ -	-	12/10/2008	100% Complete
TULARE	EXETER UNION HIGH	KAWEAH HIGH	HI	\$ 445,589.00	\$ -	\$ -	2	3/26/2008	Closed
TULARE	FARMERSVILLE UNIFIED	Deep Creek Academy	HI	\$ 429,406.00	\$ -	\$ 286,271.00	3	6/27/2012	Funds Released
TULARE	FARMERSVILLE UNIFIED	FARMERSVILLE JUNIOR HIGH	MI	\$ 1,375,341.00	\$ -	\$ 916,894.00	12	12/14/2011	Funds Released
TULARE	FARMERSVILLE UNIFIED	HESTER (J.E.) ELEMENTARY	EL	\$ 616,356.00	\$ -	\$ 410,904.00	13	12/14/2011	Funds Released
TULARE	FARMERSVILLE UNIFIED	HESTER (J.E.) ELEMENTARY	EL	\$ 221,213.00	\$ -	\$ 147,475.00	24	6/27/2012	Funds Released
TULARE	FARMERSVILLE UNIFIED	SNOWDEN (GEORGE L.) ELEMENTARY	EL	\$ 630,234.00	\$ -	\$ 420,156.00	11	12/14/2011	Funds Released
TULARE	FARMERSVILLE UNIFIED	SNOWDEN (GEORGE L.) ELEMENTARY	EL	\$ 571,765.00	\$ -	\$ 114,510.00	22	5/22/2013	Funds Released

ATTACHMENT J - PROPOSITION 1D MODERNIZATION PROJECTS

YEARLY REPORT ON THE STATE GENERAL OBLIGATION BOND MEASURE FOR THE SCHOOL FACILITY PROGRAM - 2014

County	District	School Name	Grade	State Construction Funds	State Site Acquisition Funds	Financial Hardship Funds	Classrooms	Last SAB Date	Status
TULARE	HOPE ELEMENTARY	HOPE ELEMENTARY	EL	\$ 360,625.00	\$ -	\$ 227,920.00	4	12/15/2010	100% Complete
TULARE	LIBERTY ELEMENTARY	LIBERTY ELEMENTARY	EL	\$ 410,004.00	\$ -	\$ 273,336.00	4	12/15/2010	50% Complete
TULARE	LINDSAY UNIFIED	GARVEY (STEVE) JUNIOR HIGH	MI	\$ 84,876.00	\$ -	\$ 56,583.00	3	1/24/2007	100% Complete
TULARE	OAK VALLEY UNION ELEMENTARY	OAK VALLEY ELEMENTARY	MI	\$ 566,874.00	\$ -	\$ 362,758.00	3	12/15/2010	90% Complete
TULARE	PALO VERDE UNION ELEMENTARY	PALO VERDE ELEMENTARY	EL	\$ 67,292.00	\$ -	\$ 425,452.97	-	1/23/2013	Funds Released
TULARE	PLEASANT VIEW ELEMENTARY	PLEASANT VIEW ELEMENTARY	EL	\$ 1,116,534.00	\$ -	\$ 715,982.00	15	6/27/2012	100% Complete
TULARE	PORTERVILLE UNIFIED	BARTLETT INTERMEDIATE	MI	\$ 586,044.00	\$ -	\$ -	7	6/27/2012	Funds Released
TULARE	PORTERVILLE UNIFIED	BELLEVIEW ELEMENTARY	EL	\$ 449,293.00	\$ -	\$ -	-	8/22/2007	100% Complete
TULARE	PORTERVILLE UNIFIED	JOHN J. DOYLE ELEMENTARY	EL	\$ 1,039,158.00	\$ -	\$ -	9	7/25/2007	Closed
TULARE	PORTERVILLE UNIFIED	OLIVE STREET ELEMENTARY	EL	\$ 1,461,489.00	\$ -	\$ -	2	6/27/2012	Funds Released
TULARE	PORTERVILLE UNIFIED	PIONEER INTERMEDIATE	MI	\$ 1,441,055.00	\$ -	\$ -	14	7/25/2007	100% Complete
TULARE	PORTERVILLE UNIFIED	VANDALIA ELEMENTARY	EL	\$ 1,035,694.00	\$ -	\$ -	7	7/25/2007	Closed
TULARE	PORTERVILLE UNIFIED	WEST PUTNAM ELEMENTARY	EL	\$ 428,652.00	\$ -	\$ -	3	6/27/2012	Funds Released
TULARE	PORTERVILLE UNIFIED	WESTFIELD ELEMENTARY	EL	\$ 1,385,544.00	\$ -	\$ -	5	7/25/2007	100% Complete
TULARE	SEQUOIA UNION ELEMENTARY	SEQUOIA ELEMENTARY	MI	\$ 332,547.00	\$ -	\$ -	1	10/24/2007	98% Complete
TULARE	SPRINGVILLE UNION ELEMENTARY	SPRINGVILLE ELEMENTARY	EL	\$ 1,055,947.00	\$ -	\$ -	-	5/22/2013	Apportioned
TULARE	STRATHMORE UNION ELEMENTARY	STRATHMORE ELEMENTARY	EL	\$ 85,888.00	\$ -	\$ 57,258.00	-	1/24/2007	Closed
TULARE	SUNNYSIDE UNION ELEMENTARY	SUNNYSIDE ELEMENTARY	EL	\$ 47,478.00	\$ -	\$ 31,652.00	-	12/14/2011	5% Complete
TULARE	THREE RIVERS UNION ELEMENTARY	THREE RIVERS ELEMENTARY	EL	\$ 129,617.00	\$ -	\$ 84,632.00	13	12/12/2012	Funds Released
TULARE	TULARE COUNTY OFFICE OF EDUCATION	MAPLE L C	EL	\$ 781,626.00	\$ -	\$ 315,027.00	6	12/15/2010	50% Complete
TULARE	VISALIA UNIFIED	MT. WHITNEY HIGH	HI	\$ 3,039,342.00	\$ -	\$ -	16	1/24/2007	Closed
TULARE County Totals				\$ 37,547,453.00	\$ -	\$ 10,153,966.76			
TUOLUMNE	BIG OAK FLAT-GROVELAND UNIFIED	TENAYA ELEMENTARY	EL	\$ 1,011,401.00	\$ -	\$ -	7	12/12/2007	Closed
TUOLUMNE	SONORA ELEMENTARY	SONORA ELEMENTARY	EL	\$ 1,324,933.00	\$ -	\$ -	-	3/28/2012	100% Complete
TUOLUMNE	SONORA UNION HIGH	SONORA HIGH	HI	\$ 1,235,948.00	\$ -	\$ -	-	7/23/2008	Closed
TUOLUMNE	SUMMERSVILLE ELEMENTARY	SUMMERSVILLE ELEMENTARY	EL	\$ 399,879.00	\$ -	\$ -	4	12/14/2011	90% Complete
TUOLUMNE County Totals				\$ 3,972,161.00	\$ -	\$ -			
VENTURA	CONEJO VALLEY UNIFIED	ASPEN ELEMENTARY	EL	\$ 305,697.00	\$ -	\$ -	21	1/24/2007	Closed
VENTURA	CONEJO VALLEY UNIFIED	BANYAN ELEMENTARY	EL	\$ 1,212,344.00	\$ -	\$ -	24	1/24/2007	Closed
VENTURA	CONEJO VALLEY UNIFIED	COLINA INTERMEDIATE	MI	\$ 1,243,725.00	\$ -	\$ -	24	7/25/2007	Closed
VENTURA	CONEJO VALLEY UNIFIED	CYPRESS ELEMENTARY	EL	\$ 1,511,937.00	\$ -	\$ -	26	3/28/2007	Closed
VENTURA	CONEJO VALLEY UNIFIED	LADERA ELEMENTARY	EL	\$ 669,314.00	\$ -	\$ -	23	7/25/2007	Closed
VENTURA	CONEJO VALLEY UNIFIED	LOS CERRITOS MIDDLE	MI	\$ 4,271,970.00	\$ -	\$ -	41	6/27/2007	Closed
VENTURA	CONEJO VALLEY UNIFIED	MADRONA ELEMENTARY	EL	\$ 385,070.00	\$ -	\$ -	29	6/25/2008	Closed
VENTURA	CONEJO VALLEY UNIFIED	MADRONA ELEMENTARY	EL	\$ 1,150,190.00	\$ -	\$ -	29	6/25/2008	Closed
VENTURA	CONEJO VALLEY UNIFIED	MANZANITA ELEMENTARY	EL	\$ 551,474.00	\$ -	\$ -	3	3/28/2007	Closed
VENTURA	CONEJO VALLEY UNIFIED	MANZANITA ELEMENTARY	EL	\$ 537,236.00	\$ -	\$ -	20	9/26/2007	Closed
VENTURA	CONEJO VALLEY UNIFIED	MAPLE ELEMENTARY	EL	\$ 549,361.00	\$ -	\$ -	20	5/23/2007	Closed
VENTURA	CONEJO VALLEY UNIFIED	MEADOWS ELEMENTARY	EL	\$ 199,901.00	\$ -	\$ -	18	4/28/2010	Closed
VENTURA	CONEJO VALLEY UNIFIED	NEWBURY PARK HIGH	HI	\$ 2,338,140.00	\$ -	\$ -	110	6/27/2007	Closed
VENTURA	CONEJO VALLEY UNIFIED	PARK OAKS ELEMENTARY	EL	\$ 525,557.00	\$ -	\$ -	29	5/28/2008	Closed
VENTURA	CONEJO VALLEY UNIFIED	REDWOOD INTERMEDIATE	MI	\$ 618,795.00	\$ -	\$ -	-	9/24/2008	Closed
VENTURA	CONEJO VALLEY UNIFIED	SEQUOIA INTERMEDIATE	MI	\$ 1,931,076.00	\$ -	\$ -	35	5/28/2008	Closed
VENTURA	CONEJO VALLEY UNIFIED	THOUSAND OAKS HIGH	HI	\$ 1,511,731.00	\$ -	\$ -	95	3/28/2007	Closed
VENTURA	CONEJO VALLEY UNIFIED	THOUSAND OAKS HIGH	HI	\$ 4,533,997.00	\$ -	\$ -	95	4/25/2007	Closed
VENTURA	CONEJO VALLEY UNIFIED	UNIVERSITY ELEMENTARY	EL	\$ 595,570.00	\$ -	\$ -	16	5/28/2008	Closed
VENTURA	CONEJO VALLEY UNIFIED	WESTLAKE HIGH	HI	\$ 11,397,014.00	\$ -	\$ -	70	5/23/2007	Closed
VENTURA	FILLMORE UNIFIED	SIERRA HIGH SCHOOL	HI	\$ 225,151.00	\$ -	\$ -	4	6/27/2012	Funds Released
VENTURA	MUPU ELEMENTARY	MUPU ELEMENTARY	EL	\$ 426,894.00	\$ -	\$ 283,122.00	3	6/27/2012	Funds Released
VENTURA	OAK PARK UNIFIED	BROOKSIDE ELEMENTARY	EL	\$ 1,833,693.00	\$ -	\$ -	21	6/27/2012	Funds Released
VENTURA	OAK PARK UNIFIED	OAK PARK HIGH	HI	\$ 2,764,187.00	\$ -	\$ -	14	6/27/2012	Funds Released
VENTURA	RIO ELEMENTARY	RIO DEL VALLE MIDDLE	MI	\$ 233,963.00	\$ -	\$ -	2	12/14/2011	100% Complete
VENTURA	SIMI VALLEY UNIFIED	BERYLWOOD ELEMENTARY	EL	\$ 2,350,634.00	\$ -	\$ -	38	12/14/2011	100% Complete
VENTURA	SIMI VALLEY UNIFIED	BIG SPRINGS ELEMENTARY	EL	\$ 2,309,995.00	\$ -	\$ -	21	12/14/2011	100% Complete
VENTURA	SIMI VALLEY UNIFIED	CRESTVIEW ELEMENTARY	EL	\$ 1,843,364.00	\$ -	\$ -	20	7/23/2008	Closed
VENTURA	SIMI VALLEY UNIFIED	GARDEN GROVE ELEMENTARY	EL	\$ 1,922,851.00	\$ -	\$ -	23	12/15/2010	100% Complete
VENTURA	SIMI VALLEY UNIFIED	HILLSIDE JUNIOR HIGH	MI	\$ 2,098,857.00	\$ -	\$ -	44	12/12/2012	100% Complete
VENTURA	SIMI VALLEY UNIFIED	JUSTIN ELEMENTARY	EL	\$ 1,307,410.00	\$ -	\$ -	18	6/27/2012	100% Complete
VENTURA	SIMI VALLEY UNIFIED	KATHERINE ELEMENTARY	EL	\$ 1,337,936.00	\$ -	\$ -	17	6/27/2012	100% Complete
VENTURA	SIMI VALLEY UNIFIED	KNOLLS ELEMENTARY	EL	\$ 1,748,950.00	\$ -	\$ -	18	12/15/2010	100% Complete
VENTURA	SIMI VALLEY UNIFIED	LINCOLN ELEMENTARY	EL	\$ 2,176,059.00	\$ -	\$ -	22	7/23/2008	Closed
VENTURA	SIMI VALLEY UNIFIED	MADERA ELEMENTARY	EL	\$ 2,079,657.00	\$ -	\$ -	22	10/29/2008	Closed

ATTACHMENT J - PROPOSITION 1D MODERNIZATION PROJECTS										
YEARLY REPORT ON THE STATE GENERAL OBLIGATION BOND MEASURE FOR THE SCHOOL FACILITY PROGRAM - 2014										
County	District	School Name	Grade	State Construction Funds	State Site Acquisition Funds	Financial Hardship Funds	Classrooms	Last SAB Date	Status	
VENTURA	SIMI VALLEY UNIFIED	PARK VIEW ELEMENTARY	EL	\$ 1,943,304.00	\$ -	\$ -	22	5/22/2013	Funds Released	
VENTURA	SIMI VALLEY UNIFIED	SANTA SUSANA ELEMENTARY	EL	\$ 2,231,997.00	\$ -	\$ -	29	7/23/2008	Closed	
VENTURA	SIMI VALLEY UNIFIED	SIMI VALLEY HIGH	HI	\$ 3,304,522.00	\$ -	\$ -	17	12/14/2011	100% Complete	
VENTURA	SIMI VALLEY UNIFIED	SINALOA JUNIOR HIGH	MI	\$ 1,890,605.00	\$ -	\$ -	45	12/12/2012	100% Complete	
VENTURA	SIMI VALLEY UNIFIED	SYCAMORE ELEMENTARY	EL	\$ 1,844,858.00	\$ -	\$ -	20	12/15/2010	100% Complete	
VENTURA	SIMI VALLEY UNIFIED	TOWNSHIP ELEMENTARY	EL	\$ 1,831,254.00	\$ -	\$ -	18	12/14/2011	100% Complete	
VENTURA	SIMI VALLEY UNIFIED	VALLEY VIEW JUNIOR HIGH	MI	\$ 3,552,131.00	\$ -	\$ -	42	12/14/2011	100% Complete	
VENTURA	VENTURA COUNTY OFFICE OF EDUCATION	CARL DWIRE SPECIAL SCHOOL	EL	\$ 121,048.00	\$ -	\$ 80,699.00	9	12/15/2010	5% Complete	
VENTURA	VENTURA COUNTY OFFICE OF EDUCATION	DOROTHY BOSWELL	EL	\$ 81,835.00	\$ -	\$ 54,557.00	7	12/15/2010	5% Complete	
VENTURA	VENTURA COUNTY OFFICE OF EDUCATION	DOUGLAS PENFIELD SCHOOL	EL	\$ 122,753.00	\$ -	\$ 81,835.00	8	12/15/2010	5% Complete	
VENTURA	VENTURA COUNTY OFFICE OF EDUCATION	PHOENIX AIRPORT SCHOOL	EL	\$ 92,065.00	\$ -	\$ 61,376.00	6	12/15/2010	5% Complete	
VENTURA County Totals				\$ 77,716,072.00	\$ -	\$ 561,589.00				
YOLO	DAVIS JOINT UNIFIED	MARTIN LUTHER KING CONTINUATION HIGH	HI	\$ 373,014.00	\$ -	\$ -	1	12/15/2010	100% Complete	
YOLO	WASHINGTON UNIFIED	RIVER CITY SENIOR HIGH	HI	\$ 2,090,800.00	\$ -	\$ -	4	12/15/2010	100% Complete	
YOLO County Totals				\$ 2,463,814.00	\$ -	\$ -				
YUBA	MARYSVILLE JOINT UNIFIED	CEDAR LANE ELEMENTARY	EL	\$ 308,262.00	\$ -	\$ -	3	12/15/2010	100% Complete	
YUBA	MARYSVILLE JOINT UNIFIED	DOBBINS ELEMENTARY	EL	\$ 401,682.00	\$ -	\$ -	-	12/15/2010	100% Complete	
YUBA	MARYSVILLE JOINT UNIFIED	NORTH MARYSVILLE CONTINUATION	HI	\$ 411,561.00	\$ -	\$ -	3	12/14/2011	100% Complete	
YUBA County Totals				\$ 1,121,505.00	\$ -	\$ -				
Modernization Grand Totals				\$ 2,882,740,659.31	\$ -	\$ 111,374,407.97				

ATTACHMENT K - PROPOSITION 1D JOINT-USE PROJECTS

YEARLY REPORT ON THE STATE GENERAL OBLIGATION BOND MEASURE FOR THE SCHOOL FACILITY PROGRAM - 2014

County	District	School Name	Grade	Square Footage	Type of Joint Use Facility	Type of Joint Use Partner	Total Apportionment	State Share Funds per Square Foot	Last SAB Date	Status
ALAMEDA	HAYWARD UNIFIED	BURBANK ELEMENTARY	EL	5,336	Multipurpose	Government Agency	\$ 838,103.00	\$ 157.07	7/25/2007	Closed
ALAMEDA	SAN LORENZO UNIFIED	EDENDALE MIDDLE	MI	11,455	Gymnasium	Government Agency	\$ 1,485,905.00	\$ 129.72	1/26/2011	100% Complete
ALAMEDA County Totals							\$ 2,324,008.00			
CALAVERAS	BRET HARTE UNION HIGH	BRET HARTE UNION HIGH	HS	5,305	Multipurpose	Non-Profit Organization	\$ 982,566.00	\$ 185.22	7/23/2008	100% Complete
CALAVERAS County Totals							\$ 982,566.00			
CONTRA COSTA	PITTSBURG UNIFIED	MARINA ELEMENTARY	EL	8,648	Multipurpose	Government Agency	\$ 1,000,000.00	\$ 115.63	7/25/2007	100% Complete
CONTRA COSTA County Totals							\$ 1,000,000.00			
EL DORADO	LAKE TAHOE UNIFIED	SOUTH TAHOE HIGH	HS	9,456	Multipurpose	Government Agency	\$ 1,921,205.00	\$ 203.17	8/4/2010	95% Complete
EL DORADO	LAKE TAHOE UNIFIED	SOUTH TAHOE HIGH	HS	7,482	Provides Teacher Education	Government Agency	\$ 716,540.00	\$ 95.77	8/4/2010	95% Complete
EL DORADO County Totals							\$ 2,637,745.00			
FRESNO	KINGS CANYON JOINT UNIFIED	DUNLAP ELEMENTARY	EL	4,000	Multipurpose	Government Agency	\$ 709,343.00	\$ 177.34	7/23/2008	100% Complete
FRESNO	KINGS CANYON JOINT UNIFIED	GENERAL GRANT MIDDLE	MI	7,740	Gymnasium	Non-Profit Organization	\$ 1,372,757.00	\$ 177.36	7/25/2007	100% Complete
FRESNO	KINGS CANYON JOINT UNIFIED	JEFFERSON ELEMENTARY	EL	4,000	Multipurpose	Government Agency	\$ 713,566.00	\$ 178.39	7/25/2007	100% Complete
FRESNO	KINGS CANYON JOINT UNIFIED	REEDLEY HIGH	HS	8,296	Library	Non-Profit Organization	\$ 1,501,388.00	\$ 180.93	7/25/2007	100% Complete
FRESNO	KINGS CANYON JOINT UNIFIED	RIVERVIEW ELEMENTARY	EL	5,000	Multipurpose	Non-Profit Organization	\$ 904,162.00	\$ 180.88	7/25/2007	100% Complete
FRESNO	KINGS CANYON JOINT UNIFIED	ZUMWALT PROPERTY	EL	9,046	Multipurpose	Government Agency	\$ 1,000,000.00	\$ 110.55	8/22/2007	100% Complete
FRESNO	KINGS CANYON JOINT UNIFIED	ZUMWALT PROPERTY	EL	2,473	Library	Government Agency	\$ 810,590.00	\$ 327.78	8/22/2007	100% Complete
FRESNO County Totals							\$ 7,011,806.00			
KERN	VINELAND ELEMENTARY	SUNSET MIDDLE	MI	6,828	Gymnasium	Non-Profit Organization	\$ 1,226,991.00	\$ 179.70	7/25/2007	100% Complete
KERN County Totals							\$ 1,226,991.00			
LAKE	KONOCTI UNIFIED	LOWER LAKE ELEMENTARY	EL	1,863	Library	Government Agency	\$ 371,653.00	\$ 199.49	7/25/2007	Closed
LAKE	KONOCTI UNIFIED	POMO ELEMENTARY	EL	1,320	Library	Government Agency	\$ 237,106.00	\$ 179.63	7/25/2007	Closed
LAKE County Totals							\$ 608,759.00			
LOS ANGELES	ARCADIA UNIFIED	DANA (RICHARD HENRY) JUNIOR HI	MI	10,568	Gymnasium	Government Agency	\$ 1,500,000.00	\$ 141.94	7/23/2008	100% Complete
LOS ANGELES	BASSETT UNIFIED	TORCH MIDDLE	MI	10,410	Gymnasium	Government Agency	\$ 1,500,000.00	\$ 144.09	7/25/2007	100% Complete
LOS ANGELES	PARAMOUNT UNIFIED	PARAMOUNT HIGH	HS	8,839	Gymnasium	Government Agency	\$ 1,553,012.00	\$ 175.70	12/12/2007	100% Complete
LOS ANGELES	PARAMOUNT UNIFIED	PARAMOUNT HIGH WEST CAMPUS	HS	7,547	Library	Government Agency	\$ 1,308,209.00	\$ 173.34	12/12/2007	100% Complete
LOS ANGELES	REDONDO BEACH UNIFIED	ADAMS MIDDLE	MI	8,575	Gymnasium	Government Agency	\$ 322,229.35	\$ 37.58	6/27/2012	Funds Released
LOS ANGELES	SANTA MONICA-MALIBU UNIFIED	ADAMS (JOHN) MIDDLE	MI	5,563	Childcare	Non-Profit Organization	\$ 943,945.00	\$ 169.68	7/23/2008	100% Complete
LOS ANGELES County Totals							\$ 7,127,395.35			
MADERA	BASS LAKE JOINT UNION ELEMENTARY	OAKHURST ELEMENTARY	EL	4,000	Multipurpose	Non-Profit Organization	\$ 938,948.00	\$ 234.74	2/27/2008	100% Complete
MADERA	BASS LAKE JOINT UNION ELEMENTARY	WASUMA ELEMENTARY	MI	6,828	Gymnasium	Higher Education	\$ 1,000,000.00	\$ 146.46	7/25/2007	6% Complete
MADERA County Totals							\$ 1,938,948.00			
MARIN	MARIN COUNTY OFFICE OF EDUCATION	Marin County Community School	HS	4,048	Provides Teacher Education	Government Agency	\$ 630,516.00	\$ 155.76	7/23/2008	100% Complete
MARIN County Totals							\$ 630,516.00			
MERCED	LOS BANOS UNIFIED	NEW LOS BANOS HIGH	HS	14,441	Gymnasium	Government Agency	\$ 911,682.00	\$ 63.13	7/23/2008	100% Complete
MERCED	MERCED CITY ELEMENTARY	RIVERA MIDDLE	MI	13,200	Gymnasium	Government Agency	\$ 1,500,000.00	\$ 113.64	7/23/2008	100% Complete
MERCED	MERCED UNION HIGH	BELLEVUE ROAD AREA HIGH SCHOOL	HS	20,661	Gymnasium	Higher Education	\$ 517,197.65	\$ 25.03	10/6/2010	87% Complete
MERCED County Totals							\$ 2,928,879.65			
MONTEREY	GONZALES UNIFIED	FAIRVIEW MIDDLE	MI	8,708	Gymnasium	Government Agency	\$ 1,500,000.00	\$ 172.26	7/25/2007	100% Complete

ATTACHMENT K - PROPOSITION 1D JOINT-USE PROJECTS

YEARLY REPORT ON THE STATE GENERAL OBLIGATION BOND MEASURE FOR THE SCHOOL FACILITY PROGRAM - 2014

County	District	School Name	Grade	Square Footage	Type of Joint Use Facility	Type of Joint Use Partner	Total Apportionment	State Share Funds per Square Foot	Last SAB Date	Status
MONTEREY County Totals							\$ 1,500,000.00			
NAPA	ST. HELENA UNIFIED	ST. HELENA SENIOR HIGH	HS	8,200	Multipurpose	Non-Profit Organization	\$ 1,317,245.00	\$ 160.64	7/23/2008	Funds Released
NAPA County Totals							\$ 1,317,245.00			
RIVERSIDE	LAKE ELSINORE UNIFIED	TERRA COTTA JUNIOR HIGH	MI	14,203	Gymnasium	Government Agency	\$ 1,500,000.00	\$ 105.61	7/25/2007	Closed
RIVERSIDE County Totals							\$ 1,500,000.00			
SACRAMENTO	FOLSOM-CORDOVA UNIFIED	VISTA DEL LAGO HIGH	HS	6,013	Library	Government Agency	\$ 1,723,379.00	\$ 286.61	7/25/2007	Closed
SACRAMENTO County Totals							\$ 1,723,379.00			
SAN BERNARDIN	ADELANTO ELEMENTARY	MESA LINDA MIDDLE	MI	7,929	Gymnasium	Government Agency	\$ 1,451,622.00	\$ 183.08	7/25/2007	100% Complete
SAN BERNARDINO County Totals							\$ 1,451,622.00			
SAN DIEGO	SANTEE ELEMENTARY	CAJON PARK ELEMENTARY YR	MI	2,933	Multipurpose	Non-Profit Organization	\$ 440,302.00	\$ 150.12	8/22/2007	99% Complete
SAN DIEGO	SANTEE ELEMENTARY	CAJON PARK ELEMENTARY YR	MI	2,012	Provides Teacher Education	Non-Profit Organization	\$ 302,041.00	\$ 150.12	7/25/2007	99% Complete
SAN DIEGO	SANTEE ELEMENTARY	CARLTON HILLS ELEMENTARY	MI	3,057	Multipurpose	Non-Profit Organization	\$ 458,917.00	\$ 150.12	8/22/2007	99% Complete
SAN DIEGO	SANTEE ELEMENTARY	CARLTON HILLS ELEMENTARY	MI	2,012	Provides Teacher Education	Non-Profit Organization	\$ 302,041.00	\$ 150.12	7/25/2007	99% Complete
SAN DIEGO	SANTEE ELEMENTARY	CARLTON OAKS ELEMENTARY	MI	3,176	Multipurpose	Non-Profit Organization	\$ 476,781.00	\$ 150.12	8/22/2007	99% Complete
SAN DIEGO	SANTEE ELEMENTARY	CARLTON OAKS ELEMENTARY	MI	3,369	Library	Non-Profit Organization	\$ 514,832.00	\$ 152.81	7/25/2007	99% Complete
SAN DIEGO	SANTEE ELEMENTARY	CARLTON OAKS ELEMENTARY	MI	2,012	Provides Teacher Education	Non-Profit Organization	\$ 302,041.00	\$ 150.12	7/25/2007	99% Complete
SAN DIEGO	SANTEE ELEMENTARY	HARRITT (CHET F.) ELEMENTARY	MI	2,494	Multipurpose	Non-Profit Organization	\$ 374,399.00	\$ 150.12	8/22/2007	99% Complete
SAN DIEGO	SANTEE ELEMENTARY	HARRITT (CHET F.) ELEMENTARY	MI	1,000	Provides Teacher Education	Non-Profit Organization	\$ 150,120.00	\$ 150.12	7/25/2007	99% Complete
SAN DIEGO	SANTEE ELEMENTARY	HILL CREEK ELEMENTARY	MI	3,176	Multipurpose	Non-Profit Organization	\$ 476,781.00	\$ 150.12	8/22/2007	99% Complete
SAN DIEGO	SANTEE ELEMENTARY	HILL CREEK ELEMENTARY	MI	3,326	Library	Non-Profit Organization	\$ 507,140.00	\$ 152.48	7/25/2007	99% Complete
SAN DIEGO	SANTEE ELEMENTARY	HILL CREEK ELEMENTARY	MI	2,012	Provides Teacher Education	Non-Profit Organization	\$ 302,041.00	\$ 150.12	7/25/2007	99% Complete
SAN DIEGO	SANTEE ELEMENTARY	PROSPECT AVENUE ELEMENTARY	MI	1,581	Multipurpose	Non-Profit Organization	\$ 237,340.00	\$ 150.12	8/22/2007	99% Complete
SAN DIEGO	SANTEE ELEMENTARY	RIO SECO ELEMENTARY	MI	3,176	Multipurpose	Non-Profit Organization	\$ 476,781.00	\$ 150.12	8/22/2007	99% Complete
SAN DIEGO	SANTEE ELEMENTARY	RIO SECO ELEMENTARY	MI	3,339	Library	Non-Profit Organization	\$ 509,153.00	\$ 152.49	7/25/2007	99% Complete
SAN DIEGO	SANTEE ELEMENTARY	RIO SECO ELEMENTARY	MI	2,012	Provides Teacher Education	Non-Profit Organization	\$ 302,041.00	\$ 150.12	7/25/2007	99% Complete
SAN DIEGO	VISTA UNIFIED	MISSION VISTA HIGH	HS	18,000	Gymnasium	Non-Profit Organization	\$ 2,000,000.00	\$ 111.11	12/12/2007	100% Complete
SAN DIEGO County Totals							\$ 8,132,751.00			
SAN JOAQUIN	LINDEN UNIFIED	LINDEN HIGH	HS	9,304	Provides Teacher Education	Higher Education	\$ 1,556,710.00	\$ 167.32	7/23/2008	98% Complete
SAN JOAQUIN	MANTECA UNIFIED	FRENCH CAMP ELEMENTARY	EL	8,140	Gymnasium	Non-Profit Organization	\$ 1,421,205.00	\$ 174.60	8/4/2010	90% Complete
SAN JOAQUIN	MANTECA UNIFIED	LATHROP HIGH SCHOOL	HS	33,920	Gymnasium	Government Agency	\$ 2,000,000.00	\$ 58.96	7/25/2007	Closed
SAN JOAQUIN County Totals							\$ 4,977,915.00			
SAN LUIS OBISPO	CAYUCOS ELEMENTARY	CAYUCOS ELEMENTARY	EL	858	Library	Government Agency	\$ 133,971.00	\$ 156.14	7/25/2007	Closed
SAN LUIS OBISPO	CAYUCOS ELEMENTARY	CAYUCOS ELEMENTARY	EL	4,000	Multipurpose	Government Agency	\$ 765,997.00	\$ 191.50	7/25/2007	Closed
SAN LUIS OBISPO County Totals							\$ 899,968.00			
SAN MATEO	MENLO PARK CITY ELEMENTARY	ENCINAL ELEMENTARY	EL	6,240	Provides Teacher Education	Non-Profit Organization	\$ 975,569.00	\$ 156.34	12/12/2007	100% Complete
SAN MATEO County Totals							\$ 975,569.00			
SHASTA	PACHECO UNION ELEMENTARY	PACHECO ELEMENTARY	MI	6,828	Gymnasium	Government Agency	\$ 1,201,323.00	\$ 175.94	7/25/2007	100% Complete
SHASTA County Totals							\$ 1,201,323.00			
SONOMA	ROSELAND ELEMENTARY	ROSELAND ELEMENTARY	EL	2,332	Library	Higher Education	\$ 404,107.00	\$ 173.29	8/22/2007	Closed
SONOMA County Totals							\$ 404,107.00			
STANISLAUS	DENAIR UNIFIED	DENAIR MIDDLE	MI	447	Library	Non-Profit Organization	\$ 68,974.00	\$ 154.30	7/23/2008	100% Complete
STANISLAUS County Totals							\$ 68,974.00			

ATTACHMENT K - PROPOSITION 1D JOINT-USE PROJECTS										
YEARLY REPORT ON THE STATE GENERAL OBLIGATION BOND MEASURE FOR THE SCHOOL FACILITY PROGRAM - 2014										
County	District	School Name	Grade	Square Footage	Type of Joint Use Facility	Type of Joint Use Partner	Total Apportionment	State Share Funds per Square Foot	Last SAB Date	Status
SUTTER	FRANKLIN ELEMENTARY	FRANKLIN ELEMENTARY	EL	4,000	Multipurpose	Government Agency	\$ 738,499.00	\$ 184.62	7/25/2007	100% Complete
SUTTER County Totals							\$ 738,499.00			
TULARE	EXETER UNION ELEMENTARY	WILSON MIDDLE	MI	8,746	Gymnasium	Government Agency	\$ 1,500,000.00	\$ 171.51	7/23/2008	100% Complete
TULARE	LINDSAY UNIFIED	LINDSAY SENIOR HIGH	HS	18,000	Gymnasium	Government Agency	\$ 1,747,224.00	\$ 97.07	10/6/2010	Funds Released
TULARE	LINDSAY UNIFIED	LINDSAY SENIOR HIGH	HS	7,695	Library	Government Agency	\$ 449,580.00	\$ 58.42	10/6/2010	Funds Released
TULARE County Totals							\$ 3,696,804.00			
YOLO	WINTERS JOINT UNIFIED	WINTERS HIGH	HS	3,279	Library	Government Agency	\$ 588,032.00	\$ 179.33	7/25/2007	100% Complete
YOLO County Totals							\$ 588,032.00			
Joint-Use Grand Totals							\$57,593,802.00			

ATTACHMENT L - PROPOSITION 1D CHARTER SCHOOLS FACILITIES PROJECTS
YEARLY REPORT ON THE STATE GENERAL OBLIGATION BOND MEASURE FOR THE SCHOOL FACILITY PROGRAM - 2014

State construction funds represent the State match for the project minus site acquisition funds.
 **Does not include site acquisition funds or financial hardship funds.

County	District	School Name	Grade	Application Filed By	State Construction Funds*	State Site Acquisition Funds	Classrooms	State Construction Funds Per Classroom**	Proposed Acres	State Site Funds Per Acre	Last SAB Date	Status
ALAMEDA	OAKLAND UNIFIED	OAKLAND MILITARY INSTITUTE-COLLEGE PREP	HI	Charter	\$ 3,403,814.00	\$ -	5	\$ 680,762.80	-	\$ -	10/26/2011	Funds Released
ALAMEDA	OAKLAND UNIFIED	OAKLAND UNITY HIGH	HI	Charter	\$ 16,536,428.00	\$ 3,300,000.00	20	\$ 826,821.40	3	\$ 1,064,516.13	5/28/2008	Funds Released
ALAMEDA	SAN LORENZO UNIFIED	KIPP KING COLLEGIATE HIGH	HI	Charter	\$ 3,427,544.90	\$ -	4	\$ 856,886.23	-	\$ -	5/22/2013	Apportioned
ALAMEDA	SAN LORENZO UNIFIED	KIPP KING COLLEGIATE HIGH	HI	Charter	\$ 8,282,844.00	\$ -	15	\$ 552,189.60	-	\$ -	6/27/2012	Funds Released
ALAMEDA County Totals					\$ 31,650,630.90	\$ 3,300,000.00						
BUTTE	CHICO UNIFIED	CHICO COUNTRY DAY ELEM	MI	Charter	\$ 843,706.00	\$ -	19	\$ 44,405.58	-	\$ -	5/22/2013	Funds Released
BUTTE County Totals					\$ 843,706.00	\$ -						
CONTRA COSTA	WEST CONTRA COSTA UNIFIED	LEADERSHIP PUBLIC SCHOOLS: RICHMOND	HI	District	\$ 2,479,636.20	\$ -	27	\$ 91,838.38	-	\$ -	5/22/2013	Funds Released
CONTRA COSTA County Totals					\$ 2,479,636.20	\$ -						
LOS ANGELES	CENTINELA VALLEY UNION HIGH	ANIMO LEADERSHIP CHARTER HIGH	HI	Charter	\$ 75,580.00	\$ -	12	\$ 6,298.33	1	\$ -	9/24/2008	85% Complete
LOS ANGELES	CENTINELA VALLEY UNION HIGH	ANIMO LEADERSHIP CHARTER HIGH	HI	Charter	\$ 10,258,974.00	\$ -	8	\$ 1,282,371.75	3	\$ -	9/28/2011	85% Complete
LOS ANGELES	LOS ANGELES UNIFIED	ANIMO JACKIE ROBINSON HIGH	HI	Charter	\$ 23,103,856.00	\$ 4,780,000.00	24	\$ 962,652.33	3	\$ 1,593,333.33	5/28/2008	Apportioned
LOS ANGELES	LOS ANGELES UNIFIED	ANIMO PAT BROWN	HI	Charter	\$ 1,308,479.60	\$ 994,640.00	29	\$ 45,119.99	3	\$ 323,986.97	4/25/2012	Funds Released
LOS ANGELES	LOS ANGELES UNIFIED	ANIMO VENICE CHARTER HIGH	HI	Charter	\$ 220,431.00	\$ -	25	\$ 8,817.24	4	\$ -	8/27/2008	Funds Released
LOS ANGELES	LOS ANGELES UNIFIED	ANTONIO MARIA LUGO ACADEMY	MI	Charter	\$ 12,917,568.90	\$ 4,817,949.00	15	\$ 861,171.26	4	\$ 1,204,487.25	5/22/2013	Apportioned
LOS ANGELES	LOS ANGELES UNIFIED	ASPIRE CLARENDON ELEMENTARY	MI	Charter	\$ -	\$ 3,953,686.00	23	\$ -	4	\$ 988,421.50	5/22/2013	Apportioned
LOS ANGELES	LOS ANGELES UNIFIED	CAMINO NUEVO HIGH SCHOOL CHARTER	HI	Charter	\$ 21,859,951.00	\$ 15,716.00	16	\$ 1,366,246.94	2	\$ 7,858.00	5/22/2013	Funds Released
LOS ANGELES	LOS ANGELES UNIFIED	CHARTER ACADEMY MIDDLE SCHOOL	MI	Charter	\$ 11,886,407.10	\$ 4,788,250.00	12	\$ 990,533.93	2	\$ 2,394,125.00	5/22/2013	Funds Released
LOS ANGELES	LOS ANGELES UNIFIED	COLLEGE READY ACADEMY HIGH #8	HI	Charter	\$ 31,194,623.00	\$ 1,855,689.00	24	\$ 1,299,775.96	1	\$ 1,855,689.00	5/28/2008	Funds Released
LOS ANGELES	LOS ANGELES UNIFIED	COLLEGE READY ACADEMY HIGH #9	HI	Charter	\$ 31,755,481.00	\$ 2,416,547.00	24	\$ 1,323,145.04	1	\$ 2,416,547.00	5/28/2008	Funds Released
LOS ANGELES	LOS ANGELES UNIFIED	MONSEÑOR OSCAR ROMERO CHARTER MIDDLE	MI	Charter	\$ 1,346,496.00	\$ -	15	\$ 89,766.40	-	\$ -	8/24/2011	Funds Released
LOS ANGELES	LOS ANGELES UNIFIED	OCEAN CHARTER SCHOOL	MI	Charter	\$ 4,473,548.80	\$ 3,070,000.00	17	\$ 263,149.93	3	\$ 1,023,333.33	4/25/2012	Funds Released
LOS ANGELES	LOS ANGELES UNIFIED	OSCAR DE LA HOYA ANIMO CHARTER HIGH	HI	Charter	\$ 9,720,104.00	\$ -	8	\$ 1,215,013.00	-	\$ -	3/1/2013	Funds Released
LOS ANGELES	LOS ANGELES UNIFIED	OUR COMMUNITY SCHOOL-DEVONSHIRE	EL	Charter	\$ 631,993.00	\$ -	14	\$ 45,142.36	-	\$ -	8/24/2011	Funds Released
LOS ANGELES	LOS ANGELES UNIFIED	STELLA ACADEMY BUILDING	MI	Charter	\$ 16,554,149.00	\$ 7,372,395.00	30	\$ 551,804.97	3	\$ 2,457,465.00	5/28/2008	Funds Released
LOS ANGELES	LOS ANGELES UNIFIED	VAUGHN ELEMENTARY LANGUAGE ACADEMY	EL	Charter	\$ 3,260,957.00	\$ 569,830.00	14	\$ 232,925.50	4	\$ 162,808.57	9/28/2011	100% Complete
LOS ANGELES	LOS ANGELES UNIFIED	VAUGHN NEXT CENTURY LEARNING CENTER	HI	Charter	\$ 4,155,058.00	\$ 227,193.00	7	\$ 593,579.71	0	\$ 1,336,429.41	12/15/2010	100% Complete
LOS ANGELES County Totals					\$ 184,723,457.40	\$ 34,861,895.00						
NEVADA	GRASS VALLEY ELEMENTARY	YUBA RIVER CHARTER	MI	Charter	\$ 7,452,012.00	\$ 1,050,500.00	11	\$ 677,455.64	9	\$ 118,033.71	5/28/2008	Funds Released
NEVADA County Totals					\$ 7,452,012.00	\$ 1,050,500.00						
ORANGE	SANTA ANA UNIFIED	PACIFIC TECHNOLOGY SCHOOL-SANTA ANA	HI	Charter	\$ 2,781,396.00	\$ 1,300,000.00	27	\$ 103,014.67	1	\$ 1,226,415.09	12/14/2011	Funds Released
ORANGE County Totals					\$ 2,781,396.00	\$ 1,300,000.00						
SACRAMENTO	NATOMAS UNIFIED	WESTLAKE CHARTER	EL	Charter	\$ 1,543,758.00	\$ -	6	\$ 257,293.00	-	\$ -	1/27/2010	Apportioned
SACRAMENTO	SACRAMENTO CITY UNIFIED	THE LANGUAGE ACADEMY OF SACRAMENTO	MI	Charter	\$ 620,824.00	\$ -	12	\$ 51,735.33	1	\$ -	8/24/2011	Funds Released
SACRAMENTO	TWIN RIVERS UNIFIED	FUTURES HIGH	HI	Charter	\$ 9,115,924.00	\$ 1,089,900.00	10	\$ 911,592.40	-	\$ -	5/28/2008	Apportioned
SACRAMENTO	TWIN RIVERS UNIFIED	FUTURES HIGH	HI	Charter	\$ 970,420.00	\$ -	2	\$ 485,210.00	-	\$ -	5/28/2008	Apportioned
SACRAMENTO	TWIN RIVERS UNIFIED	HIGHER LEARNING ACADEMY	HI	Charter	\$ 13,324,126.00	\$ 3,779,758.00	12	\$ 1,110,343.83	14	\$ 277,923.38	5/28/2008	Funds Released
SACRAMENTO	TWIN RIVERS UNIFIED	HIGHER LEARNING ACADEMY	EL	Charter	\$ 13,620,361.00	\$ 4,446,773.00	14	\$ 972,882.93	16	\$ 277,923.31	5/28/2008	Funds Released
SACRAMENTO County Totals					\$ 39,195,413.00	\$ 9,316,431.00						
SAN BERNARDIN	HESPERIA UNIFIED	PATHWAYS TO COLLEGE	EL	Charter	\$ 1,071,771.00	\$ 336,571.00	8	\$ 133,971.38	11	\$ 29,627.73	5/22/2013	Funds Released
SAN BERNARDINO County Totals					\$ 1,071,771.00	\$ 336,571.00						
SAN DIEGO	GROSSMONT UNION HIGH	HELIX HIGH	HI	District	\$ 32,436,184.00	\$ -	81	\$ 400,446.72	-	\$ -	5/28/2008	Funds Released
SAN DIEGO	SAN DIEGO UNIFIED	MAGNOLIA SCIENCE ACADEMY-SAN DIEGO	MI	Charter	\$ 303,612.20	\$ -	7	\$ 43,373.17	-	\$ -	4/25/2012	Apportioned
SAN DIEGO County Totals					\$ 32,739,796.20	\$ -						
SAN FRANCISCO	SAN FRANCISCO UNIFIED	LEADERSHIP HIGH	HI	District	\$ 9,117,533.00	\$ -	17	\$ 536,325.47	-	\$ -	5/28/2008	Apportioned
SAN FRANCISCO County Totals					\$ 9,117,533.00	\$ -						
SAN JOAQUIN	NEW JERUSALEM ELEMENTARY	NEW JERUSALEM CHARTER ELEMENTARY	MI	District	\$ 858,139.00	\$ -	4	\$ 214,534.75	-	\$ -	10/24/2012	Funds Released
SAN JOAQUIN County Totals					\$ 858,139.00	\$ -						
SANTA BARBARA	COLLEGE ELEMENTARY	COLLEGE ES/SANTA YNEZ VALLEY CHARTER	MI	District	\$ 3,412,827.00	\$ 7,249,421.00	11	\$ 310,257.00	2	\$ 3,624,710.50	5/28/2008	Funds Released
SANTA BARBARA	COLLEGE ELEMENTARY	COLLEGE ES/SANTA YNEZ VALLEY CHARTER	EL	District	\$ 721,601.00	\$ -	4	\$ 180,400.25	-	\$ -	9/28/2011	100% Complete
SANTA BARBARA County Totals					\$ 4,134,428.00	\$ 7,249,421.00						

ATTACHMENT L - PROPOSITION 1D CHARTER SCHOOLS FACILITIES PROJECTS												
YEARLY REPORT ON THE STATE GENERAL OBLIGATION BOND MEASURE FOR THE SCHOOL FACILITY PROGRAM - 2014												
*State construction funds represent the State match for the project minus site acquisition funds.												
**Does not include site acquisition funds or financial hardship funds.												
County	District	School Name	Grade	Application Filed By	State Construction Funds*	State Site Acquisition Funds	Classrooms	State Construction Funds Per Classroom**	Proposed Acres	State Site Funds Per Acre	Last SAB Date	Status
SANTA CLARA	FRANKLIN-MCKINLEY ELEMENTARY	VOICES COLLEGE-BOUND LANGUAGE ACADEMY	EL	Charter	\$ 637,787.00	\$ -	18	\$ 35,432.61	-	\$ -	8/24/2011	Funds Released
SANTA CLARA County Totals					\$ 637,787.00	\$ -						
SONOMA	SANTA ROSA ELEMENTARY	SANTA ROSA CHARTER SCHOOL FOR THE ARTS	EL	District	\$ 5,469,424.00	\$ 121,800.00	7	\$ 781,346.29	-	\$ -	5/28/2008	Funds Released
SONOMA	SANTA ROSA ELEMENTARY	SANTA ROSA CHARTER SCHOOL FOR THE ARTS	EL	District	\$ 4,751,806.00	\$ -	8	\$ 593,975.75	-	\$ -	5/28/2008	Funds Released
SONOMA	SANTA ROSA HIGH	ROSELAND CHARTER SCHOOL	HI	Charter	\$ 2,139,480.20	\$ -	20	\$ 106,974.01	2	\$ -	5/22/2013	Funds Released
SONOMA County Totals					\$ 12,360,710.20	\$ 121,800.00						
Charter Schools Grand Totals					\$ 330,046,415.90	\$ 1,149,310.00						

ATTACHMENT M - PROPOSITION 1D CAREER TECHNICAL EDUCATION FACILITIES PROJECTS
YEARLY REPORT ON THE STATE GENERAL OBLIGATION BOND MEASURE FOR THE SCHOOL FACILITY PROGRAM - 2014
*Does not include Loan Amount. May reflect adjustment pursuant to Regulations Section 1859.193(a)(1).

County	District	School Name	Industry Sector	State Construction Funds*	Loan Amount	50 Percent Construction Costs	50 Percent Equipment Costs	50 Percent Site Development	Square Feet	State Funds Per Square Foot	Last SAB Date	Status
ALAMEDA	CAL. SCHOOL FOR THE DEAF - FREMONT	CAL. SCHOOL FOR THE DEAF - FREMONT	Transportation	\$ 76,009.00	\$ -	\$ 46,413.00	\$ 26,753.00	\$ -	544	\$ 139.72	12/10/2008	75% Complete
ALAMEDA	CAL. SCHOOL FOR THE DEAF - FREMONT	CAL. SCHOOL FOR THE DEAF - FREMONT	Hospitality, Tourism, Recreation	\$ 17,752.80	\$ -	\$ 5,425.00	\$ 22,505.00	\$ -	264	\$ 67.25	6/26/2013	Closed
ALAMEDA	DUBLIN UNIFIED	DUBLIN HIGH	Arts, Media, and Entertainment	\$ 534,272.00	\$ -	\$ 293,088.00	\$ 240,517.00	\$ -	2,456	\$ 217.54	12/12/2012	Funds Released
ALAMEDA	EDEN AREA ROP	EDEN AREA ROP	Transportation	\$ 155,546.00	\$ -	\$ 117,994.00	\$ 37,552.00	\$ -	18,492	\$ 8.41	12/10/2008	100% Complete
ALAMEDA	EDEN AREA ROP	EDEN AREA ROP	Manufacturing and Product Dev	\$ 80,734.00	\$ -	\$ 32,500.00	\$ 48,234.00	\$ -	4,697	\$ 17.19	12/10/2008	100% Complete
ALAMEDA	EDEN AREA ROP	EDEN AREA ROP	Health Science and Medical Tech	\$ 99,508.00	\$ -	\$ 92,205.00	\$ 7,303.00	\$ -	9,455	\$ 10.52	12/10/2008	100% Complete
ALAMEDA	FREMONT UNIFIED	KENNEDY (JOHN F.) HIGH	Information Technology	\$ 1,987,040.00	\$ -	\$ 2,401,780.00	\$ -	\$ -	4,251	\$ 467.43	3/26/2008	100% Complete
ALAMEDA	FREMONT UNIFIED	KENNEDY (JOHN F.) HIGH	Public Services	\$ 915,000.00	\$ -	\$ 690,000.00	\$ -	\$ 225,000.00	7,320	\$ 125.00	3/26/2008	99% Complete
ALAMEDA	FREMONT UNIFIED	KENNEDY (JOHN F.) HIGH	Health Science and Medical Tech	\$ 2,956,800.00	\$ -	\$ 4,339,200.00	\$ -	\$ -	9,824	\$ 300.98	3/26/2008	100% Complete
ALAMEDA	FREMONT UNIFIED	MISSION VALLEY ROP CAREER TECH TRAINING CNTER	Fashion and Interior Design	\$ 697,500.00	\$ -	\$ 515,000.00	\$ 12,500.00	\$ 170,000.00	3,840	\$ 181.64	12/10/2008	99% Complete
ALAMEDA	LIVERMORE VALLEY JOINT UNIFIED	LIVERMORE HIGH	Agriculture and Natural Resources	\$ 3,000,000.00	\$ -	\$ 2,390,211.00	\$ 413,421.00	\$ 196,368.00	13,280	\$ 225.90	3/26/2008	7% Complete
ALAMEDA	MISSION VALLEY ROP	MISSION VALLEY ROOP	Transportation	\$ 494,438.00	\$ -	\$ 494,438.00	\$ -	\$ -	14,250	\$ 34.70	3/26/2008	99% Complete
ALAMEDA	NEW HAVEN UNIFIED	JAMES LOGAN HIGH	Arts, Media, and Entertainment	\$ 3,000,000.00	\$ -	\$ 1,747,190.00	\$ 1,009,302.00	\$ 243,509.00	33,903	\$ 88.49	12/10/2008	100% Complete
ALAMEDA	OAKLAND UNIFIED	LIFE ACADEMY	Health Science and Medical Tech	\$ 2,281,713.00	\$ -	\$ 1,626,948.00	\$ 282,067.00	\$ 157,879.00	7,500	\$ 301.56	12/10/2008	70% Complete
ALAMEDA	PLEASANTON UNIFIED	AMADOR VALLEY HIGH	Engineering and Design	\$ 97,000.00	\$ -	\$ -	\$ 97,000.00	\$ -	5,224	\$ 18.57	12/10/2008	100% Complete
ALAMEDA	PLEASANTON UNIFIED	AMADOR VALLEY HIGH	Health Science and Medical Tech	\$ 1,417,500.00	\$ -	\$ 734,265.00	\$ 54,432.00	\$ 628,803.00	6,460	\$ 219.43	12/10/2008	19% Complete
ALAMEDA	PLEASANTON UNIFIED	AMADOR VALLEY HIGH	Hospitality, Tourism, Recreation	\$ 591,500.00	\$ -	\$ 556,097.00	\$ 35,403.00	\$ -	3,552	\$ 166.53	12/10/2008	100% Complete
ALAMEDA	PLEASANTON UNIFIED	FOOTHILL HIGH	Engineering and Design	\$ 691,500.00	\$ -	\$ 607,312.00	\$ 50,000.00	\$ 34,188.00	3,360	\$ 205.80	12/10/2008	Funds Released
ALAMEDA	PLEASANTON UNIFIED	FOOTHILL HIGH	Health Science and Medical Tech	\$ 1,328,000.00	\$ -	\$ 1,234,000.00	\$ 74,000.00	\$ -	6,105	\$ 217.53	12/10/2008	23% Complete
ALAMEDA	PLEASANTON UNIFIED	VILLAGE HIGH	Hospitality, Tourism, Recreation	\$ 2,411,400.00	\$ -	\$ 2,041,400.00	\$ 71,000.00	\$ 303,000.00	3,360	\$ 293.38	12/10/2008	Funds Released
ALAMEDA	SAN LEANDRO UNIFIED	SAN LEANDRO HIGH	Arts, Media, and Entertainment	\$ 3,000,000.00	\$ -	\$ 2,600,000.00	\$ 161,272.00	\$ 238,728.00	10,024	\$ 239.28	3/26/2008	100% Complete
ALAMEDA	SAN LEANDRO UNIFIED	SAN LEANDRO HIGH	Manufacturing and Product Dev	\$ 1,500,000.00	\$ -	\$ 1,362,500.00	\$ 137,500.00	\$ -	7,276	\$ 206.16	3/26/2008	100% Complete
ALAMEDA	SAN LEANDRO UNIFIED	SAN LEANDRO HIGH	Building Trades and Construction	\$ 1,500,000.00	\$ -	\$ 1,412,750.00	\$ 87,250.00	\$ -	7,276	\$ 206.16	3/26/2008	100% Complete
ALAMEDA	SAN LEANDRO UNIFIED	SAN LEANDRO HIGH	Transportation	\$ 1,500,000.00	\$ -	\$ 1,335,645.00	\$ 164,354.00	\$ -	7,676	\$ 195.41	3/26/2008	100% Complete
ALAMEDA	SAN LEANDRO UNIFIED	SAN LEANDRO HIGH	Marketing, Sales, Services	\$ 553,500.00	\$ -	\$ 464,000.00	\$ 89,500.00	\$ -	6,720	\$ 82.37	3/26/2008	100% Complete
ALAMEDA	SAN LORENZO UNIFIED	SAN LORENZO HIGH	Arts, Media, and Entertainment	\$ 2,800,464.00	\$ -	\$ 1,910,337.00	\$ 583,390.00	\$ 306,737.00	10,900	\$ 256.92	12/10/2008	14% Complete
ALAMEDA	TRI-VALLEY ROP	LIVERMORE HIGH	Transportation	\$ 224,030.00	\$ -	\$ 126,388.00	\$ 58,721.00	\$ -	5,376	\$ 41.67	12/10/2008	100% Complete
ALAMEDA County Totals				\$ 33,898,965.80	\$ -	\$ 29,197,151.50	\$ 3,763,976.50	\$ 2,507,906.00				
BUTTE	CHICO UNIFIED	CHICO SENIOR HIGH	Agriculture and Natural Resources	\$ 831,871.00	\$ -	\$ 525,906.00	\$ 105,185.00	\$ -	18,500	\$ 44.97	12/10/2008	100% Complete
BUTTE	CHICO UNIFIED	CHICO SENIOR HIGH	Arts, Media, and Entertainment	\$ 963,223.00	\$ -	\$ 622,895.50	\$ 75,001.00	\$ -	9,538	\$ 100.99	3/26/2008	100% Complete
BUTTE	CHICO UNIFIED	PLEASANT VALLEY SENIOR HIGH	Arts, Media, and Entertainment	\$ 3,000,000.00	\$ -	\$ 3,220,122.00	\$ 90,558.00	\$ 394,091.00	19,830	\$ 151.29	6/27/2012	Funds Released
BUTTE	CHICO UNIFIED	PLEASANT VALLEY SENIOR HIGH	Manufacturing and Product Dev	\$ 242,430.00	\$ -	\$ 193,135.00	\$ 49,040.00	\$ -	11,146	\$ 21.75	3/26/2008	Closed
BUTTE	CHICO UNIFIED	PLEASANT VALLEY SENIOR HIGH	Building Trades and Construction	\$ 9,425.00	\$ -	\$ 9,425.00	\$ 9,000.00	\$ -	8,463	\$ 1.11	3/26/2008	Closed
BUTTE	GRIDLEY UNIFIED	GRIDLEY HIGH	Agriculture and Natural Resources	\$ 100,333.00	\$ -	\$ 88,750.00	\$ -	\$ 6,250.00	4,800	\$ 20.90	3/26/2008	100% Complete
BUTTE	OROVILLE UNION HIGH	LAS PLUMAS HIGH	Agriculture and Natural Resources	\$ 80,000.00	\$ -	\$ 40,269.00	\$ 21,680.00	\$ 1,976.00	7,776	\$ 10.29	12/10/2008	100% Complete
BUTTE	OROVILLE UNION HIGH	OROVILLE HIGH	Transportation	\$ 90,158.00	\$ -	\$ -	\$ 90,158.00	\$ -	4,876	\$ 18.49	12/10/2008	100% Complete
BUTTE County Totals				\$ 5,317,445.00	\$ -	\$ 4,691,562.50	\$ 440,822.00	\$ 402,317.00				
CONTRA COSTA	JOHN SWETT UNIFIED	JOHN SWETT HIGH	Manufacturing and Product Dev	\$ 202,843.00	\$ -	\$ -	\$ 200,000.00	\$ -	5,250	\$ 38.64	12/10/2008	100% Complete
CONTRA COSTA	PITTSBURG UNIFIED	PITTSBURG SENIOR HIGH	Transportation	\$ 803,870.00	\$ -	\$ 578,780.00	\$ 91,100.00	\$ 36,431.00	4,364	\$ 184.20	12/10/2008	70% Complete
CONTRA COSTA	PITTSBURG UNIFIED	PITTSBURG SENIOR HIGH	Building Trades and Construction	\$ 1,324,800.00	\$ -	\$ 967,900.00	\$ 136,100.00	\$ 109,293.00	6,874	\$ 192.73	12/10/2008	80% Complete
CONTRA COSTA	PITTSBURG UNIFIED	PITTSBURG SENIOR HIGH	Information Technology	\$ 1,769,100.00	\$ -	\$ 1,288,050.00	\$ 186,200.00	\$ 218,585.00	8,310	\$ 212.89	12/10/2008	80% Complete
CONTRA COSTA	SAN RAMON VALLEY UNIFIED	CALIFORNIA HIGH	Engineering and Design	\$ 1,159,679.00	\$ -	\$ 848,864.00	\$ 194,679.00	\$ 116,136.00	3,600	\$ 322.13	3/26/2008	100% Complete
CONTRA COSTA	SAN RAMON VALLEY UNIFIED	CALIFORNIA HIGH	Health Science and Medical Tech	\$ 544,593.00	\$ -	\$ 509,250.00	\$ 35,343.00	\$ -	1,440	\$ 378.19	12/10/2008	80% Complete
CONTRA COSTA	SAN RAMON VALLEY UNIFIED	DOUGHERTY VALLEY HIGH	Engineering and Design	\$ 791,835.00	\$ -	\$ 848,676.00	\$ 194,679.00	\$ -	3,670	\$ 215.76	3/26/2008	100% Complete
CONTRA COSTA	SAN RAMON VALLEY UNIFIED	MONTE VISTA HIGH	Engineering and Design	\$ 766,875.00	\$ -	\$ 848,676.00	\$ 194,679.00	\$ -	3,200	\$ 239.65	3/26/2008	Funds Released
CONTRA COSTA	SAN RAMON VALLEY UNIFIED	MONTE VISTA HIGH	Health Science and Medical Tech	\$ 544,593.00	\$ -	\$ 351,624.00	\$ 35,343.00	\$ 157,626.00	1,440	\$ 378.19	12/10/2008	100% Complete
CONTRA COSTA	SAN RAMON VALLEY UNIFIED	SAN RAMON VALLEY HIGH	Engineering and Design	\$ 1,159,679.00	\$ -	\$ 848,864.00	\$ 194,679.00	\$ 116,136.00	3,600	\$ 322.13	3/26/2008	100% Complete
CONTRA COSTA	SAN RAMON VALLEY UNIFIED	SAN RAMON VALLEY HIGH	Health Science and Medical Tech	\$ 544,592.00	\$ -	\$ 213,113.00	\$ 35,342.00	\$ 21,880.00	1,440	\$ 378.19	12/10/2008	100% Complete
CONTRA COSTA County Totals				\$ 9,612,459.00	\$ -	\$ 7,303,797.00	\$ 1,498,144.00	\$ 776,087.00				
EL DORADO	EL DORADO UNION HIGH	EL DORADO HIGH	Hospitality, Tourism, Recreation	\$ 895,780.00	\$ -	\$ 588,249.00	\$ 128,030.00	\$ 89,500.00	2,466	\$ 326.76	3/26/2008	100% Complete
EL DORADO	EL DORADO UNION HIGH	EL DORADO HIGH	Agriculture and Natural Resources	\$ 1,286,745.00	\$ -	\$ 1,006,700.00	\$ 72,045.00	\$ 209,000.00	11,736	\$ 109.64	12/10/2008	86% Complete
EL DORADO	LAKE TAHOE UNIFIED	SOUTH TAHOE HIGH	Building Trades and Construction	\$ 3,000,000.00	\$ -	\$ 2,797,594.00	\$ -	\$ 235,000.00	13,500	\$ 222.22	3/26/2008	100% Complete
EL DORADO	LAKE TAHOE UNIFIED	SOUTH TAHOE HIGH	Transportation	\$ 2,980,000.00	\$ -	\$ 2,745,000.00	\$ -	\$ 235,000.00	10,500	\$ 283.81	3/26/2008	100% Complete
EL DORADO	LAKE TAHOE UNIFIED	SOUTH TAHOE HIGH	Arts, Media, and Entertainment	\$ 3,000,000.00	\$ -	\$ 2,273,500.00	\$ 726,500.00	\$ -	10,125	\$ 296.30	12/10/2008	99% Complete
EL DORADO	LAKE TAHOE UNIFIED	SOUTH TAHOE HIGH	Health Science and Medical Tech	\$ 2,206,024.00	\$ -	\$ 1,634,265.00	\$ 191,288.00	\$ -	8,650	\$ 255.03	12/14/2011	71% Complete
EL DORADO	LAKE TAHOE UNIFIED	SOUTH TAHOE HIGH	Arts, Media, and Entertainment	\$ 1,374,637.00	\$ -	\$ 460,637.00	\$ 914,000.00	\$ -	6,660	\$ 206.40	12/10/2008	99% Complete
EL DORADO County Totals				\$ 14,653,186.00	\$ -	\$ 11,504,945.00	\$ 2,031,863.50	\$ 768,500.00				
FRESNO	CLOVIS UNIFIED	BUCHANAN HIGH	Energy and Utilities	\$ 2,646,573.00	\$ -	\$ 2,073,073.00	\$ 461,000.00	\$ 112,500.00	7,938	\$ 333.41	3/26/2008	100% Complete
FRESNO	CLOVIS UNIFIED	BUCHANAN HIGH	Arts, Media, and Entertainment	\$ 1,631,239.00	\$ -	\$ 1,475,223.00	\$ 93,516.00	\$ 62,500.00	8,175	\$ 199.54	12/12/2012	Funds Released
FRESNO	CLOVIS UNIFIED	CENTER FOR ADVANCED RESEARCH AND TECHNOLOGY	Health Science and Medical Tech	\$ 464,620.00	\$ -	\$ 445,351.00	\$ 4,020.00	\$ -	1,740	\$ 267.02	12/10/2008	100% Complete
FRESNO	CLOVIS UNIFIED	CENTER FOR ADVANCED RESEARCH AND TECHNOLOGY	Health Science and Medical Tech	\$ 744,150.00	\$ -	\$ 581,851.00	\$ 69,650.00	\$ -	2,150	\$ 346.12	12/10/2008	100% Complete
FRESNO	CLOVIS UNIFIED	CENTER FOR ADVANCED RESEARCH AND TECHNOLOGY	Arts, Media, and Entertainment	\$ 90,851.00	\$ -	\$ 90,851.00	\$ -	\$ -	924	\$ 98.64	12/10/2008	100% Complete
FRESNO	CLOVIS UNIFIED	CLOVIS EAST HIGH	Agriculture and Natural Resources	\$ 2,789,490.00	\$ -	\$ 1,389,490.00	\$ 355,200.00	\$ 789,935.00	15,544	\$ 177.71	3/26/2008	100% Complete
FRESNO	CLOVIS UNIFIED	CLOVIS HIGH	Building Trades and Construction	\$ 2,698,194.00	\$ -	\$ 2,143,750.00	\$ 154,444.00	\$ 400,000.00	23,262	\$ 115.99	3/26/2008	100% Complete
FRESNO	CLOVIS UNIFIED	CLOVIS NORTH HIGH	Health Science and Medical Tech	\$ 555,386.00	\$ -	\$ 654,255.00	\$ 168,970.00	\$ -	3,172	\$ 175.09	3/26/2008	100% Complete
FRESNO	CLOVIS UNIFIED	CLOVIS WEST HIGH	Transportation	\$ 530,808.00	\$ -	\$ 353,504.00	\$ 177,304.00	\$ -	21,500	\$ 24.69	3/26/2008	100% Complete
FRESNO	FRESNO UNIFIED	BULLARD HIGH	Education, Child Dev, Family Serv	\$ 42,815.00	\$ -	\$ -	\$ 42,815.00	\$ -	1,851	\$ 23.13	12/10/2008	100% Complete
FRESNO	FRESNO UNIFIED	BULLARD HIGH	Information Technology	\$ 5,392.00	\$ -	\$ -	\$ 5,392.00	\$ -	1,137	\$ 4.74	12/10/2008	100% Complete
FRESNO County Totals				\$ 12,172,328.00	\$ -	\$ 9,207,338.50	\$ 1,532,311.50	\$ 1,364,935.00				
HUMBOLDT	EUREKA CITY UNIFIED	EUREKA SENIOR HIGH	Information Technology	\$ 650,000.00	\$ -	\$ 650,000.00	\$ -	\$ -	3,160	\$ 205.70	12/10/2008	100% Complete
HUMBOLDT County Totals				\$ 650,000.00	\$ -	\$ 650,000.00	\$ -	\$ -				
KERN	DELANO JOINT UNION HIGH	ROBERT F. KENNEDY HIGH	Engineering and Design	\$ 81,942.00	\$ -	\$ 303,588.00	\$ 16,434.00	\$ -	2,005	\$ 40.87	12/10/2008	99% Complete

ATTACHMENT M - PROPOSITION 1D CAREER TECHNICAL EDUCATION FACILITIES PROJECTS

YEARLY REPORT ON THE STATE GENERAL OBLIGATION BOND MEASURE FOR THE SCHOOL FACILITY PROGRAM - 2014

*Does not include Loan Amount. May reflect adjustment pursuant to Regulations Section 1859.193(a)(1).

County	District	School Name	Industry Sector	State Construction Funds*	Loan Amount	50 Percent Construction Costs	50 Percent Equipment Costs	50 Percent Site Development	Square Feet	State Funds Per Square Foot	Last SAB Date	Status
KERN	DELANO JOINT UNION HIGH	ROBERT F. KENNEDY HIGH	Manufacturing and Product Dev	\$ 500,120.00	\$ -	\$ 657,775.00	\$ 80,425.00	\$ -	4,219	\$ 118.54	12/10/2008	99% Complete
KERN	DELANO JOINT UNION HIGH	ROBERT F. KENNEDY HIGH	Building Trades and Construction	\$ 530,214.00	\$ -	\$ 725,239.00	\$ 43,055.00	\$ -	4,683	\$ 113.22	12/10/2008	99% Complete
KERN	KERN HIGH	ARVIN HIGH	Manufacturing and Product Dev	\$ 1,193,473.00	\$ -	\$ 599,668.00	\$ 593,805.00	\$ -	5,726	\$ 208.43	3/26/2008	100% Complete
KERN	KERN HIGH	ARVIN HIGH	Arts, Media, and Entertainment	\$ 896,993.00	\$ -	\$ 637,913.00	\$ 259,080.00	\$ -	2,671	\$ 335.83	3/26/2008	100% Complete
KERN	KERN HIGH	ARVIN HIGH	Building Trades and Construction	\$ 304,138.00	\$ -	\$ 212,450.00	\$ 91,688.00	\$ -	5,542	\$ 54.88	12/10/2008	100% Complete
KERN	KERN HIGH	ARVIN HIGH	Agriculture and Natural Resources	\$ 759,473.00	\$ -	\$ 313,650.00	\$ 445,823.00	\$ -	6,436	\$ 118.00	12/10/2008	100% Complete
KERN	KERN HIGH	ARVIN HIGH	Engineering and Design	\$ 72,850.00	\$ -	\$ 95,350.00	\$ 17,500.00	\$ -	1,927	\$ 37.80	12/10/2008	100% Complete
KERN	KERN HIGH	BAKERSFIELD HIGH	Fashion and Interior Design	\$ 18,168.00	\$ -	\$ 5,168.00	\$ 13,000.00	\$ -	288	\$ 63.08	3/26/2008	Closed
KERN	KERN HIGH	BAKERSFIELD HIGH	Agriculture and Natural Resources	\$ 938,145.00	\$ -	\$ 887,002.00	\$ 30,012.00	\$ -	9,421	\$ 99.69	12/10/2008	75% Complete
KERN	KERN HIGH	EAST BAKERSFIELD HIGH	Manufacturing and Product Dev	\$ 737,030.00	\$ -	\$ 582,180.00	\$ 154,850.00	\$ -	3,801	\$ 193.90	3/26/2008	100% Complete
KERN	KERN HIGH	HIGHLAND HIGH	Engineering and Design	\$ 1,900.00	\$ -	\$ 1,500.00	\$ 18,380.00	\$ -	3,200	\$ 6.21	3/26/2008	Closed
KERN	KERN HIGH	Independence High	Building Trades and Construction	\$ 132,008.00	\$ -	\$ 190,263.00	\$ 79,985.00	\$ -	2,968	\$ 44.48	11/4/2009	100% Complete
KERN	KERN HIGH	Independence High	Agriculture and Natural Resources	\$ 246,928.00	\$ -	\$ 113,360.00	\$ 271,808.00	\$ -	2,672	\$ 92.41	11/4/2009	100% Complete
KERN	KERN HIGH	KERN VALLEY HIGH	Agriculture and Natural Resources	\$ 900,097.00	\$ -	\$ 79,997.00	\$ -	\$ -	6,261	\$ 12.79	12/12/2012	Funds Released
KERN	KERN HIGH	Mira Monte High	Agriculture and Natural Resources	\$ 588,571.00	\$ -	\$ 853,213.00	\$ 11,838.00	\$ -	4,975	\$ 118.31	11/4/2009	100% Complete
KERN	KERN HIGH	Mira Monte High	Building Trades and Construction	\$ 382,455.00	\$ -	\$ 483,287.00	\$ 37,408.00	\$ -	2,818	\$ 135.72	11/4/2009	100% Complete
KERN	KERN HIGH	NORTH HIGH	Agriculture and Natural Resources	\$ 215,658.00	\$ -	\$ 215,658.00	\$ -	\$ -	5,000	\$ 43.13	3/26/2008	100% Complete
KERN	KERN HIGH	NORTH HIGH	Building Trades and Construction	\$ 648,750.00	\$ -	\$ 550,450.00	\$ 98,300.00	\$ -	5,000	\$ 129.75	12/10/2008	100% Complete
KERN	KERN HIGH	NORTH HIGH	Agriculture and Natural Resources	\$ 125,100.00	\$ -	\$ -	\$ 125,100.00	\$ -	1,200	\$ 104.25	12/10/2008	100% Complete
KERN	KERN HIGH	NORTH HIGH	Engineering and Design	\$ 3,000,000.00	\$ 2,503,973.52	\$ 2,478,000.00	\$ 100,000.00	\$ 422,000.00	12,956	\$ 231.55	7/12/12	Closed
KERN	SIERRA SANDS UNIFIED	BURROUGHS HIGH	Arts, Media, and Entertainment	\$ 907,004.00	\$ -	\$ 72,015.00	\$ 72,015.00	\$ -	1,220	\$ 118.14	12/10/2008	90% Complete
KERN	SIERRA SANDS UNIFIED	BURROUGHS HIGH	Building Trades and Construction	\$ 216,025.00	\$ -	\$ 301,902.00	\$ 70,180.00	\$ -	7,900	\$ 29.59	12/10/2008	90% Complete
KERN	WASCO UNION HIGH	WASCO HIGH	Agriculture and Natural Resources	\$ 120,793.00	\$ -	\$ 105,500.00	\$ 12,450.00	\$ -	13,000	\$ 9.29	12/10/2008	94% Complete
KERN	WASCO UNION HIGH	WASCO HIGH	Agriculture and Natural Resources	\$ 15,702.00	\$ -	\$ 7,027.00	\$ 5,832.00	\$ -	2,520	\$ 6.23	12/10/2008	95% Complete
KERN County Totals				\$ 11,473,620.52	\$ 2,503,973.52	\$ 10,432,259.00	\$ 2,648,968.00	\$ 422,000.00				
KINGS	HANFORD JOINT UNION HIGH	NEW HIGH SCHOOL	Building Trades and Construction	\$ 1,463,055.00	\$ -	\$ 1,234,926.50	\$ 177,628.50	\$ 50,500.00	8,582	\$ 170.48	3/26/2008	100% Complete
KINGS County Totals				\$ 1,463,055.00	\$ -	\$ 1,234,926.50	\$ 177,628.50	\$ 50,500.00				
LAKE	KONOCTI UNIFIED	LOWER LAKE HIGH	Transportation	\$ 1,206,030.00	\$ -	\$ 803,454.00	\$ 50,909.00	\$ 109,976.00	5,200	\$ 231.93	12/10/2008	100% Complete
LAKE County Totals				\$ 1,206,030.00	\$ -	\$ 803,454.00	\$ 50,909.00	\$ 109,976.00				
LOS ANGELES	ABC UNIFIED	WHITNEY (GRETCHEN) HIGH	Arts, Media, and Entertainment	\$ 2,936,378.00	\$ -	\$ 2,375,713.00	\$ 307,685.00	\$ 253,000.00	24,000	\$ 122.35	12/10/2008	98% Complete
LOS ANGELES	ALHAMBRA UNIFIED	ALHAMBRA HIGH	Hospitality, Tourism, Recreation	\$ 60,198.00	\$ -	\$ 41,852.00	\$ 18,346.00	\$ -	2,300	\$ 26.17	12/10/2008	100% Complete
LOS ANGELES	ALHAMBRA UNIFIED	MARK KEPPEL HIGH	Transportation	\$ 48,329.00	\$ -	\$ -	\$ 48,329.00	\$ -	3,300	\$ 14.65	12/10/2008	100% Complete
LOS ANGELES	ALHAMBRA UNIFIED	SAN GABRIEL HIGH	Building Trades and Construction	\$ 75,000.00	\$ -	\$ 37,500.00	\$ 37,500.00	\$ -	2,700	\$ 27.78	3/26/2008	100% Complete
LOS ANGELES	ALHAMBRA UNIFIED	SAN GABRIEL HIGH	Building Trades and Construction	\$ 82,863.00	\$ -	\$ 41,424.00	\$ 41,339.00	\$ -	2,700	\$ 30.69	12/10/2008	100% Complete
LOS ANGELES	ALHAMBRA UNIFIED	SAN GABRIEL HIGH	Hospitality, Tourism, Recreation	\$ 317,425.00	\$ -	\$ 257,066.00	\$ 60,359.00	\$ -	9,000	\$ 35.27	12/10/2008	100% Complete
LOS ANGELES	ARCADIA UNIFIED	ARCADIA HIGH	Arts, Media, and Entertainment	\$ 3,000,000.00	\$ -	\$ 2,849,747.00	\$ 150,253.00	\$ -	19,738	\$ 151.99	12/14/2011	99% Complete
LOS ANGELES	ARCADIA UNIFIED	ARCADIA HIGH	Arts, Media, and Entertainment	\$ 987,004.00	\$ -	\$ 987,004.00	\$ -	\$ -	1,428	\$ 686.81	12/10/2008	90% Complete
LOS ANGELES	ARCADIA UNIFIED	ARCADIA HIGH	Engineering and Design	\$ 471,551.00	\$ -	\$ 389,177.00	\$ 81,785.00	\$ -	3,973	\$ 118.69	12/12/2012	Funds Released
LOS ANGELES	BALDWIN PARK UNIFIED	BALDWIN PARK HIGH	Transportation	\$ 3,000,000.00	\$ -	\$ 2,626,545.00	\$ 182,055.00	\$ 191,400.00	8,753	\$ 342.74	3/26/2008	100% Complete
LOS ANGELES	BALDWIN PARK UNIFIED	BALDWIN PARK HIGH	Energy and Utilities	\$ 2,127,855.00	\$ -	\$ 1,340,963.00	\$ 84,737.00	\$ 338,904.00	7,670	\$ 277.43	12/10/2008	Funds Released
LOS ANGELES	BALDWIN PARK UNIFIED	NORTH PARK CONTINUATION HIGH	Transportation	\$ 3,000,000.00	\$ -	\$ 1,962,581.00	\$ 85,450.00	\$ 950,069.00	8,501	\$ 352.90	3/26/2008	35% Complete
LOS ANGELES	BALDWIN PARK UNIFIED	SIERRA VISTA HIGH	Engineering and Design	\$ 1,804,601.00	\$ -	\$ 1,768,191.00	\$ 13,500.00	\$ 22,910.00	6,360	\$ 283.74	12/14/2011	1% Complete
LOS ANGELES	CENTINELA VALLEY UNION HIGH	LAWNDALE HIGH	Arts, Media, and Entertainment	\$ 1,242,652.00	\$ -	\$ 747,448.50	\$ 732,803.50	\$ -	49,761	\$ 24.97	4/27/2011	100% Complete
LOS ANGELES	CLAREMONT UNIFIED	CLAREMONT HIGH	Arts, Media, and Entertainment	\$ 1,500,000.00	\$ -	\$ 1,500,000.00	\$ -	\$ -	12,948	\$ 115.85	12/10/2008	Funds Released
LOS ANGELES	CLAREMONT UNIFIED	CLAREMONT HIGH	Hospitality, Tourism, Recreation	\$ 411,743.00	\$ -	\$ -	\$ 411,743.00	\$ -	5,856	\$ 70.31	3/26/2008	Funds Released
LOS ANGELES	CLAREMONT UNIFIED	CLAREMONT HIGH	Building Trades and Construction	\$ 143,621.00	\$ -	\$ 143,621.00	\$ -	\$ -	3,787	\$ 37.92	3/26/2008	Funds Released
LOS ANGELES	COVINA-VALLEY UNIFIED	SOUTH HILLS HIGH	Information Technology	\$ 1,500,000.00	\$ -	\$ 1,500,000.00	\$ -	\$ -	10,675	\$ 140.52	12/10/2008	100% Complete
LOS ANGELES	DOWNEY UNIFIED	DOWNEY HIGH	Transportation	\$ 2,331,350.00	\$ -	\$ 2,243,558.00	\$ 130,020.00	\$ 270,303.00	16,821	\$ 138.60	12/10/2008	Funds Released
LOS ANGELES	DOWNEY UNIFIED	WARREN HIGH	Hospitality, Tourism, Recreation	\$ 961,023.00	\$ -	\$ 894,921.00	\$ 56,102.00	\$ -	3,195	\$ 297.66	12/10/2008	95% Complete
LOS ANGELES	EAST SAN GABRIEL VALLEY ROP	East San Gabriel Valley ROP	Health Science and Medical Tech	\$ 38,343.00	\$ -	\$ -	\$ 38,343.00	\$ -	6,272	\$ 6.11	3/26/2008	100% Complete
LOS ANGELES	EAST SAN GABRIEL VALLEY ROP	East San Gabriel Valley ROP	Arts, Media, and Entertainment	\$ 37,023.00	\$ -	\$ -	\$ 37,023.00	\$ -	6,144	\$ 6.03	3/26/2008	100% Complete
LOS ANGELES	EL MONTE UNION HIGH	ARROYO HIGH	Arts, Media, and Entertainment	\$ 297,743.00	\$ -	\$ 276,301.00	\$ 21,442.00	\$ -	2,413	\$ 123.39	12/10/2008	100% Complete
LOS ANGELES	EL MONTE UNION HIGH	ARROYO HIGH	Building Trades and Construction	\$ 637,547.00	\$ -	\$ 497,937.00	\$ 139,610.00	\$ -	3,885	\$ 164.10	12/10/2008	100% Complete
LOS ANGELES	EL MONTE UNION HIGH	MOUNTAIN VIEW HIGH	Hospitality, Tourism, Recreation	\$ 671,212.00	\$ -	\$ 1.00	\$ 164,450.00	\$ -	2,703	\$ 248.32	12/10/2008	20% Complete
LOS ANGELES	EL MONTE UNION HIGH	ROSEMEAD HIGH	Hospitality, Tourism, Recreation	\$ 657,454.00	\$ -	\$ 544,490.00	\$ 112,964.00	\$ -	4,021	\$ 163.51	12/10/2008	100% Complete
LOS ANGELES	EL MONTE UNION HIGH	ROSEMEAD HIGH	Arts, Media, and Entertainment	\$ 293,896.00	\$ -	\$ 235,213.00	\$ 58,683.00	\$ -	2,569	\$ 114.40	12/10/2008	100% Complete
LOS ANGELES	EL MONTE UNION HIGH	SOUTH EL MONTE HIGH	Arts, Media, and Entertainment	\$ 724,331.00	\$ -	\$ 344,403.00	\$ 167,987.00	\$ -	15,860	\$ 45.67	12/10/2008	20% Complete
LOS ANGELES	GLENDALE UNIFIED	GLENDALE SENIOR HIGH	Hospitality, Tourism, Recreation	\$ 162,300.00	\$ -	\$ 101,250.00	\$ 61,050.00	\$ -	3,880	\$ 41.83	3/26/2008	100% Complete
LOS ANGELES	LONG BEACH UNIFIED	CALIFORNIA ACADEMY OF MATHEMATICS	Engineering and Design	\$ 223,800.00	\$ -	\$ -	\$ 223,800.00	\$ -	6,500	\$ 34.43	3/26/2008	100% Complete
LOS ANGELES	LONG BEACH UNIFIED	EARLY COLLEGE ACADEMIC & TECH SCHOOL	Health Science and Medical Tech	\$ 1,500,000.00	\$ -	\$ 1,445,689.00	\$ 54,311.00	\$ -	6,215	\$ 241.35	6/27/2012	Funds Released
LOS ANGELES	LONG BEACH UNIFIED	EARLY COLLEGE ACADEMIC & TECH SCHOOL	Engineering and Design	\$ 1,500,000.00	\$ -	\$ 1,245,851.00	\$ 254,149.00	\$ -	4,767	\$ 314.66	6/27/2012	Funds Released
LOS ANGELES	LONG BEACH UNIFIED	WILSON SENIOR HIGH	Building Trades and Construction	\$ 26,000.00	\$ -	\$ 10,400.00	\$ 15,600.00	\$ -	5,400	\$ 4.81	3/26/2008	Closed
LOS ANGELES	LOS ANGELES COUNTY OFFICE OF EDUCATION	LOS ANGELES CO. HIGH FOR THE ARTS	Arts, Media, and Entertainment	\$ 1,276,435.00	\$ -	\$ 741,435.00	\$ 535,000.00	\$ -	5,967	\$ 213.92	12/10/2008	50% Complete
LOS ANGELES	LOS ANGELES UNIFIED	BELL SENIOR HIGH	Transportation	\$ 1,499,992.00	\$ -	\$ 1,318,635.50	\$ 181,356.50	\$ -	2,800	\$ 535.71	3/26/2008	95% Complete
LOS ANGELES	LOS ANGELES UNIFIED	CANOGA PARK SENIOR HIGH	Manufacturing and Product Dev	\$ 2,425,000.00	\$ -	\$ 1,242,648.00	\$ 257,118.00	\$ 5,000.00	5,000	\$ 247.18	3/26/2008	86% Complete
LOS ANGELES	LOS ANGELES UNIFIED	CENTRAL LA AREA HS #9	Arts, Media, and Entertainment	\$ 3,000,000.00	\$ -	\$ 4,267,728.50	\$ 23,000.00	\$ -	10,384	\$ 288.91	3/26/2008	93% Complete
LOS ANGELES	LOS ANGELES UNIFIED	CENTRAL REGION HIGH #13	Energy and Utilities	\$ 2,445,709.00	\$ -	\$ 1,678,076.00	\$ 66,367.00	\$ 662,673.00	6,000	\$ 407.62	12/10/2008	99% Complete
LOS ANGELES	LOS ANGELES UNIFIED	EAST VALLEY HIGH SCHOOL 1B	Arts, Media, and Entertainment	\$ 813,750.00	\$ -	\$ 750,000.00	\$ 245,830.00	\$ 8,379.00	2,199	\$ 370.05	3/26/2008	97% Complete
LOS ANGELES	LOS ANGELES UNIFIED	HELEN BERNSTEIN HIGH SCHOOL	Arts, Media, and Entertainment	\$ 1,671,801.00	\$ -	\$ 1,326,222.50	\$ 503,978.50	\$ -	4,735	\$ 353.07	3/26/2008	89% Complete
LOS ANGELES	LOS ANGELES UNIFIED	HOLLYWOOD SENIOR HIGH	Arts, Media, and Entertainment	\$ 1,471,434.00	\$ -	\$ 1,177,875.00	\$ 228,250.00	\$ -	8,000	\$ 183.93	3/26/2008	88% Complete
LOS ANGELES	LOS ANGELES UNIFIED	HOLLYWOOD SENIOR HIGH	Hospitality, Tourism, Recreation	\$ 1,498,704.00	\$ -	\$ 1,296,194.00	\$ 262,510.00	\$ -	15,760	\$ 95.10	3/26/2008	70% Complete
LOS ANGELES	LOS ANGELES UNIFIED	LOS ANGELES HIGH OF THE ARTS	Arts, Media, and Entertainment	\$ 3,000,000.00	\$ -	\$ 1,242,648.00	\$ 600,000.00	\$ -	7,164	\$ 418.76	12/12/2012	Funds Released
LOS ANGELES	LOS ANGELES UNIFIED	POT TECHNICAL HIGH	Arts, Media, and Entertainment	\$ 1,400,838.00	\$ -	\$ 4,267,728.50	\$ 23,000.00	\$ -	3,298	\$ 468.93	3/26/2008	50% Complete
LOS ANGELES	LOS ANGELES UNIFIED	RESEDA SENIOR HIGH	Arts, Media, and Entertainment	\$ 1,500,000.00	\$ -	\$ 1,440,259.00	\$ 59,741.00	\$ -	28,644	\$ 52.37	1	

ATTACHMENT M - PROPOSITION 1D CAREER TECHNICAL EDUCATION FACILITIES PROJECTS

YEARLY REPORT ON THE STATE GENERAL OBLIGATION BOND MEASURE FOR THE SCHOOL FACILITY PROGRAM - 2014

*Does not include Loan Amount. May reflect adjustment pursuant to Regulations Section 1859.193(a)(1).

County	District	School Name	Industry Sector	State Construction Funds*	Loan Amount	50 Percent Construction Costs	50 Percent Equipment Costs	50 Percent Site Development	Square Feet	State Funds Per Square Foot	Last SAB Date	Status
LOS ANGELES	MONTEBELLO UNIFIED	THE APPLIED TECHNOLOGY CENTER	Public Services	\$ 3,000,000	\$ -	\$ 2,890,479.00	\$ 28,274.00	\$ 81,247.00	45,527	\$ 65.89	3/26/2008	99% Complete
LOS ANGELES	MONTEBELLO UNIFIED	THE APPLIED TECHNOLOGY CENTER	Engineering and Design	\$ 3,000,000.00	\$ -	\$ 2,827,002.00	\$ 56,040.00	\$ 116,958.00	10,879	\$ 275.76	3/26/2008	99% Complete
LOS ANGELES	MONTEBELLO UNIFIED	THE APPLIED TECHNOLOGY CENTER	Health Science and Medical Tech	\$ 3,000,000.00	\$ -	\$ 2,861,845.50	\$ 44,243.50	\$ 93,911.00	13,788	\$ 217.58	3/26/2008	99% Complete
LOS ANGELES	MONTEBELLO UNIFIED	THE APPLIED TECHNOLOGY CENTER	Building Trades and Construction	\$ 3,000,000.00	\$ -	\$ 2,863,529.50	\$ 10,694.50	\$ 125,776.00	19,153	\$ 156.63	3/26/2008	99% Complete
LOS ANGELES	NORWALK-LA MIRADA UNIFIED	NORWALK HIGH	Engineering and Design	\$ 370,404.00	\$ -	\$ 296,994.00	\$ 73,410.00	\$ -	5,060	\$ 73.20	12/10/2008	95% Complete
LOS ANGELES	PARAMOUNT UNIFIED	PARAMOUNT HIGH	Health Science and Medical Tech	\$ 1,162,154.00	\$ -	\$ 1,066,691.00	\$ 95,463.00	\$ -	4,760	\$ 244.15	12/10/2008	98% Complete
LOS ANGELES	PARAMOUNT UNIFIED	PARAMOUNT HIGH	Information Technology	\$ 328,672.00	\$ -	\$ 223,756.00	\$ 66,667.00	\$ -	6,668	\$ 49.20	12/10/2008	98% Complete
LOS ANGELES	ROWLAND UNIFIED	JOHN A. ROWLAND HIGH	Hospitality, Tourism, Recreation	\$ 1,168,052.00	\$ -	\$ 714,997.00	\$ 451,055.00	\$ -	3,941	\$ 295.88	3/26/2008	100% Complete
LOS ANGELES	ROWLAND UNIFIED	JOHN A. ROWLAND HIGH	Information Technology	\$ 956,441.00	\$ -	\$ 571,022.00	\$ 148,203.00	\$ -	5,021	\$ 190.49	12/10/2008	20% Complete
LOS ANGELES	ROWLAND UNIFIED	NOGALES HIGH	Transportation	\$ 1,080,003.00	\$ -	\$ 913,948.00	\$ 166,055.00	\$ -	3,186	\$ 338.98	3/26/2008	100% Complete
LOS ANGELES	ROWLAND UNIFIED	NOGALES HIGH	Information Technology	\$ 1,234,006.00	\$ -	\$ 1,070,350.00	\$ 166,196.00	\$ -	5,559	\$ 221.98	12/10/2008	24% Complete
LOS ANGELES	SOUTHERN CALIFORNIA ROP	SOUTHERN CALIFORNIA ROP	Health Science and Medical Tech	\$ 1,498,770.00	\$ 1,111,373.62	\$ 1,498,770.00	\$ -	\$ -	21,091	\$ 71.06	7/1/2012	91% Complete
LOS ANGELES	TRI-CITIES ROP	SANTA FE HIGH	Engineering and Design	\$ 69,000.00	\$ -	\$ -	\$ 69,000.00	\$ -	4,300	\$ 16.05	12/10/2008	100% Complete
LOS ANGELES	WILLIAM S. HART UNION HIGH	GOLDEN VALLEY HIGH	Arts, Media, and Entertainment	\$ 545,330.00	\$ -	\$ 468,467.00	\$ 122,863.00	\$ -	8,000	\$ 79.92	12/10/2008	100% Complete
LOS ANGELES	WILLIAM S. HART UNION HIGH	WEST RANCH HIGH	Arts, Media, and Entertainment	\$ 584,043.00	\$ -	\$ 468,467.00	\$ 115,576.00	\$ -	8,000	\$ 73.01	12/10/2008	100% Complete
LOS ANGELES County Totals				\$ 79,441,953.62	\$ 1,111,373.62	\$ 65,342,311.50	\$ 10,724,026.50	\$ 3,199,143.00				
MADERA	CHAWANAKEE UNIFIED	MINARETS HIGH	Agriculture and Natural Resources	\$ 2,086,640.00	\$ -	\$ 1,932,218.00	\$ 149,150.00	\$ -	8,790	\$ 237.39	6/27/2012	Funds Released
MADERA	MADERA UNIFIED	MADERA SOUTH HIGH	Agriculture and Natural Resources	\$ 238,880.00	\$ -	\$ 238,880.00	\$ -	\$ -	180,218	\$ 1.33	12/10/2008	100% Complete
MADERA County Totals				\$ 2,325,520.00	\$ -	\$ 2,171,098.00	\$ 149,150.00	\$ -				
MARIN	NOVATO UNIFIED	NOVATO HIGH	Engineering and Design	\$ 543,391.00	\$ -	\$ 487,574.00	\$ 55,817.00	\$ -	3,366	\$ 161.44	12/10/2008	100% Complete
MARIN	NOVATO UNIFIED	NOVATO HIGH	Arts, Media, and Entertainment	\$ 767,864.00	\$ -	\$ 556,196.00	\$ 211,668.00	\$ -	2,449	\$ 313.54	12/10/2008	100% Complete
MARIN	NOVATO UNIFIED	SAN MARIN HIGH	Health Science and Medical Tech	\$ 239,933.00	\$ -	\$ 212,646.00	\$ 27,287.00	\$ -	2,008	\$ 119.49	12/10/2008	100% Complete
MARIN County Totals				\$ 1,551,188.00	\$ -	\$ 1,256,416.00	\$ 294,772.00	\$ -				
MENDOCINO	FORT BRAGG UNIFIED	FORT BRAGG SENIOR HIGH	Hospitality, Tourism, Recreation	\$ 781,593.00	\$ -	\$ 638,636.00	\$ 38,124.00	\$ 99,500.00	2,400	\$ 325.66	12/10/2008	97% Complete
MENDOCINO County Totals				\$ 781,593.00	\$ -	\$ 638,636.00	\$ 38,124.00	\$ 99,500.00				
MERCED	GUSTINE UNIFIED	GUSTINE HIGH	Agriculture and Natural Resources	\$ 40,958.00	\$ -	\$ 20,450.00	\$ 14,375.00	\$ 800.00	1,152	\$ 35.55	12/10/2008	100% Complete
MERCED	LOS BANOS UNIFIED	NEW LOS BANOS HIGH	Agriculture and Natural Resources	\$ 2,546,384.00	\$ -	\$ 1,956,159.00	\$ 157,000.00	\$ 433,025.00	15,811	\$ 161.36	12/10/2008	100% Complete
MERCED	MERCED UNION HIGH	ATWATER HIGH	Agriculture and Natural Resources	\$ 124,719.00	\$ -	\$ 96,750.00	\$ 27,969.00	\$ -	2,400	\$ 51.97	3/28/2008	100% Complete
MERCED	MERCED UNION HIGH	ATWATER HIGH	Agriculture and Natural Resources	\$ 273,232.00	\$ -	\$ -	\$ 273,232.00	\$ -	18,401	\$ 14.85	12/10/2008	100% Complete
MERCED County Totals				\$ 2,985,493.00	\$ -	\$ 2,073,359.00	\$ 472,976.00	\$ 433,825.00				
MONTEREY	CARMEL UNIFIED	CARMEL HIGH	Health Science and Medical Tech	\$ 279,117.00	\$ -	\$ 251,079.00	\$ 889.00	\$ 21,816.00	1,323	\$ 210.97	12/10/2008	100% Complete
MONTEREY	CARMEL UNIFIED	CARMEL HIGH	Arts, Media, and Entertainment	\$ 752,130.00	\$ -	\$ 616,267.00	\$ 133,020.00	\$ -	3,300	\$ 227.92	12/10/2008	100% Complete
MONTEREY	MONTEREY COUNTY OFFICE OF EDUCATION	ARTS, MEDIA & ENTERTAINMENT CENTER	Arts, Media, and Entertainment	\$ 660,837.00	\$ 660,837.00	\$ -	\$ -	\$ -	3,775	\$ 175.30	12/12/2012	Funds Released
MONTEREY	SALINAS UNION HIGH	ALVAREZ (EVERETT) HIGH	Agriculture and Natural Resources	\$ 1,062,022.00	\$ -	\$ 960,400.50	\$ 58,946.50	\$ 80,425.00	4,360	\$ 243.58	3/26/2008	100% Complete
MONTEREY County Totals				\$ 2,756,916.00	\$ 660,837.00	\$ 2,488,583.50	\$ 192,855.50	\$ 102,241.00				
NAPA	NAPA VALLEY UNIFIED	AMERICAN CANYON HIGH	Health Science and Medical Tech	\$ 465,127.00	\$ -	\$ 533,426.00	\$ 78,101.00	\$ -	1,728	\$ 269.17	6/27/2012	Funds Released
NAPA	NAPA VALLEY UNIFIED	AMERICAN CANYON HIGH	Hospitality, Tourism, Recreation	\$ 493,016.00	\$ -	\$ 489,641.00	\$ 3,375.00	\$ -	2,061	\$ 239.21	12/14/2011	100% Complete
NAPA	NAPA VALLEY UNIFIED	AMERICAN CANYON HIGH	Building Trades and Construction	\$ 545,629.00	\$ -	\$ 517,962.00	\$ 27,667.00	\$ -	2,185	\$ 249.72	12/14/2011	100% Complete
NAPA	ST. HELENA UNIFIED	ST. HELENA HIGH	Agriculture and Natural Resources	\$ 2,492,683.00	\$ -	\$ 1,186,000.00	\$ 1,156,500.00	\$ -	23,150	\$ 107.66	12/10/2008	90% Complete
NAPA	ST. HELENA UNIFIED	ST. HELENA HIGH	Arts, Media, and Entertainment	\$ 1,023,792.00	\$ -	\$ 989,809.00	\$ 28,650.00	\$ -	3,000	\$ 341.26	12/10/2008	100% Complete
NAPA	ST. HELENA UNIFIED	ST. HELENA HIGH	Hospitality, Tourism, Recreation	\$ 639,245.00	\$ -	\$ 615,000.00	\$ 21,402.00	\$ -	6,150	\$ 103.94	12/10/2008	90% Complete
NAPA County Totals				\$ 5,659,492.00	\$ -	\$ 4,331,838.00	\$ 274,545.00	\$ -				
ORANGE	BREA-OLINDA UNIFIED	BREA-OLINDA HIGH	Building Trades and Construction	\$ 260,000.00	\$ -	\$ 165,786.00	\$ 45,000.00	\$ 48,895.00	3,398	\$ 76.52	12/10/2008	100% Complete
ORANGE	CAPISTRANO UNIFIED	CAPISTRANO VALLEY HIGH	Arts, Media, and Entertainment	\$ 3,000,000.00	\$ -	\$ 299,240.00	\$ 480,843.00	\$ 217,756.00	21,850	\$ 137.30	12/10/2008	80% Complete
ORANGE	FULLERTON JOINT UNION HIGH	BUENA PARK HIGH	Agriculture and Natural Resources	\$ 114,375.00	\$ -	\$ 112,275.00	\$ 2,100.00	\$ -	910	\$ 125.69	3/26/2008	100% Complete
ORANGE	FULLERTON JOINT UNION HIGH	BUENA PARK HIGH	Transportation	\$ 118,805.00	\$ -	\$ 37,014.00	\$ 81,791.00	\$ -	4,800	\$ 24.75	12/10/2008	100% Complete
ORANGE	FULLERTON JOINT UNION HIGH	FULLERTON HIGH	Hospitality, Tourism, Recreation	\$ 194,343.00	\$ -	\$ 160,743.00	\$ 33,600.00	\$ -	1,872	\$ 103.82	3/26/2008	100% Complete
ORANGE	FULLERTON JOINT UNION HIGH	FULLERTON HIGH	Transportation	\$ 168,170.00	\$ -	\$ 149,833.00	\$ 18,337.00	\$ -	5,782	\$ 29.09	3/26/2008	99% Complete
ORANGE	FULLERTON JOINT UNION HIGH	FULLERTON HIGH	Agriculture and Natural Resources	\$ 196,288.00	\$ -	\$ 181,538.00	\$ 14,750.00	\$ -	1,914	\$ 102.55	3/26/2008	100% Complete
ORANGE	FULLERTON JOINT UNION HIGH	LA HABRA HIGH	Agriculture and Natural Resources	\$ 237,933.00	\$ -	\$ 200,138.00	\$ 37,795.00	\$ -	1,482	\$ 160.55	3/26/2008	100% Complete
ORANGE	FULLERTON JOINT UNION HIGH	SONORA HIGH	Health Science and Medical Tech	\$ 74,275.00	\$ -	\$ 67,925.00	\$ 6,350.00	\$ -	1,620	\$ 45.85	3/26/2008	100% Complete
ORANGE	FULLERTON JOINT UNION HIGH	SONORA HIGH	Transportation	\$ 194,281.00	\$ -	\$ 191,881.00	\$ 2,400.00	\$ -	4,008	\$ 48.47	3/26/2008	80% Complete
ORANGE	FULLERTON JOINT UNION HIGH	SONORA HIGH	Agriculture and Natural Resources	\$ 347,410.00	\$ -	\$ 321,582.00	\$ 25,828.00	\$ -	4,800	\$ 72.38	12/10/2008	100% Complete
ORANGE	FULLERTON JOINT UNION HIGH	SUNNY HILLS HIGH	Engineering and Design	\$ 1,747,292.00	\$ -	\$ 1,631,417.00	\$ -	\$ 115,875.00	10,113	\$ 172.78	12/10/2008	78% Complete
ORANGE	FULLERTON JOINT UNION HIGH	SUNNY HILLS HIGH	Agriculture and Natural Resources	\$ 165,768.00	\$ -	\$ 146,315.00	\$ -	\$ -	4,200	\$ 39.47	12/10/2008	100% Complete
ORANGE	FULLERTON JOINT UNION HIGH	SUNNY HILLS HIGH	Finance and Business	\$ 23,313.00	\$ -	\$ 17,392.00	\$ 5,921.00	\$ -	2,880	\$ 8.09	3/26/2008	100% Complete
ORANGE	FULLERTON JOINT UNION HIGH	TROY HIGH	Arts, Media, and Entertainment	\$ 22,294.00	\$ -	\$ 193,054.00	\$ 22,296.00	\$ -	4,655	\$ 46.32	7/12/2012	100% Complete
ORANGE	HUNTINGTON BEACH UNION HIGH	HUNTINGTON BEACH HIGH	Arts, Media, and Entertainment	\$ 1,427,980.00	\$ -	\$ 313,830.00	\$ 1,114,150.00	\$ -	36,616	\$ 39.00	12/10/2008	100% Complete
ORANGE	SANTA ANA UNIFIED	VALLEY HIGH	Health Science and Medical Tech	\$ 822,876.00	\$ 681,760.39	\$ 194,864.00	\$ 628,012.00	\$ -	8,228	\$ 100.01	7/12/2012	100% Complete
ORANGE	SANTA ANA UNIFIED	VALLEY HIGH	Arts, Media, and Entertainment	\$ 436,973.00	\$ 362,036.19	\$ 87,803.00	\$ 349,169.00	\$ -	11,025	\$ 39.63	7/12/2012	100% Complete
ORANGE	SANTA ANA UNIFIED	VALLEY HIGH	Transportation	\$ 277,610.00	\$ 178,730.72	\$ -	\$ 277,610.00	\$ -	5,058	\$ 54.89	7/12/2012	97% Complete
ORANGE	SANTA ANA UNIFIED	VALLEY HIGH	Building Trades and Construction	\$ 181,543.00	\$ 116,880.92	\$ -	\$ 181,542.00	\$ -	8,944	\$ 20.30	7/12/2012	100% Complete
ORANGE	SANTA ANA UNIFIED	VALLEY HIGH	Finance and Business	\$ 121,632.00	\$ 78,309.05	\$ -	\$ 121,631.00	\$ -	7,771	\$ 15.65	7/12/2012	100% Complete
ORANGE	SANTA ANA UNIFIED	VALLEY HIGH	Manufacturing and Product Dev	\$ 22,294.00	\$ 143,112.06	\$ -	\$ 22,296.00	\$ -	2,405	\$ 9.23	7/12/2012	100% Complete
ORANGE	TUSTIN UNIFIED	BECKMAN HIGH	Arts, Media, and Entertainment	\$ 40,000.00	\$ -	\$ 40,000.00	\$ -	\$ -	2,098	\$ 19.07	12/10/2008	100% Complete
ORANGE	TUSTIN UNIFIED	FOOTHILL HIGH	Arts, Media, and Entertainment	\$ 23,323.00	\$ -	\$ -	\$ 23,323.00	\$ -	1,500	\$ 15.55	12/10/2008	100% Complete
ORANGE	TUSTIN UNIFIED	TUSTIN HIGH	Arts, Media, and Entertainment	\$ 73,732.00	\$ -	\$ -	\$ 73,732.00	\$ -	2,098	\$ 35.14	12/12/2012	Funds Released
ORANGE County Totals				\$ 10,240,176.33	\$ 1,560,829.33	\$ 4,472,620.50	\$ 3,840,959.00	\$ 382,526.00				
PLACER	PLACER UNION HIGH	DEL ORO HIGH	Hospitality, Tourism, Recreation	\$ 1,316,270.00	\$ -	\$ 1,163,770.00	\$ 152,500.00	\$ -	3,170	\$ 415.23	12/10/2008	100% Complete

ATTACHMENT M - PROPOSITION 1D CAREER TECHNICAL EDUCATION FACILITIES PROJECTS

YEARLY REPORT ON THE STATE GENERAL OBLIGATION BOND MEASURE FOR THE SCHOOL FACILITY PROGRAM - 2014

*Does not include Loan Amount. May reflect adjustment pursuant to Regulations Section 1859.193(a)(1).

County	District	School Name	Industry Sector	State Construction Funds	Loan Amount	50 Percent Construction Costs	50 Percent Equipment Costs	50 Percent Site Development	Square Feet	State Funds Per Square Foot	Last SAB Date	Status
PLACER	ROSEVILLE JOINT UNION HIGH	ROSEVILLE HIGH	Hospitality, Tourism, Recreation	\$ 728,942.00	\$ -	\$ 442,246.00	\$ 57,530.00	\$ -	2,827	\$ 257.85	12/10/2008	100% Complete
PLACER	ROSEVILLE JOINT UNION HIGH	ROSEVILLE HIGH	Fashion and Interior Design	\$ 505,686.00	\$ -	\$ 364,666.00	\$ 46,986.00	\$ -	2,231	\$ 226.66	12/10/2008	100% Complete
PLACER County Totals				\$ 2,550,898.00	\$ -	\$ 1,970,677.00	\$ 257,016.00	\$ -				
RIVERSIDE	BEAUMONT UNIFIED	BEAUMONT SENIOR HIGH	Arts, Media, and Entertainment	\$ 1,335,796.00	\$ -	\$ 973,000.00	\$ 362,796.00	\$ -	9,912	\$ 134.77	12/12/2012	Funds Released
RIVERSIDE	CORONA-NORCO UNIFIED	CENTENNIAL HIGH	Arts, Media, and Entertainment	\$ 336,951.00	\$ -	\$ 303,318.00	\$ 33,633.00	\$ -	1,907	\$ 176.68	12/10/2008	100% Complete
RIVERSIDE	CORONA-NORCO UNIFIED	NORCO SENIOR HIGH	Agriculture and Natural Resources	\$ 853,802.00	\$ -	\$ 833,750.00	\$ 20,052.00	\$ -	6,670	\$ 128.01	3/26/2008	Closed
RIVERSIDE	DESERT SANDS UNIFIED	LA QUINTA HIGH	Health Science and Medical Tech	\$ 2,132,699.00	\$ -	\$ 2,056,113.00	\$ 73,923.00	\$ -	11,702	\$ 182.25	6/27/2012	Funds Released
RIVERSIDE	DESERT SANDS UNIFIED	LA QUINTA HIGH	Health Science and Medical Tech	\$ 6,900.00	\$ -	\$ -	\$ 6,900.00	\$ -	960	\$ 7.19	12/10/2008	100% Complete
RIVERSIDE	DESERT SANDS UNIFIED	PALM DESERT HIGH	Health Science and Medical Tech	\$ 743,908.00	\$ -	\$ 626,512.00	\$ 117,396.00	\$ -	4,390	\$ 169.46	12/14/2011	95% Complete
RIVERSIDE	HEMET UNIFIED	HEMET HIGH	Agriculture and Natural Resources	\$ 788,305.00	\$ -	\$ 729,393.00	\$ 58,912.00	\$ -	5,299	\$ 148.76	12/10/2008	100% Complete
RIVERSIDE	LAKE ELSINORE UNIFIED	LAKESIDE HIGH	Arts, Media, and Entertainment	\$ 80,544.00	\$ -	\$ 62,656.00	\$ 17,888.00	\$ -	1,000	\$ 80.54	12/10/2008	100% Complete
RIVERSIDE	LAKE ELSINORE UNIFIED	LAKESIDE HIGH	Health Science and Medical Tech	\$ 139,343.00	\$ -	\$ 44,016.00	\$ 95,327.00	\$ -	2,500	\$ 55.74	12/10/2008	100% Complete
RIVERSIDE	LAKE ELSINORE UNIFIED	LAKESIDE HIGH	Hospitality, Tourism, Recreation	\$ 118,400.00	\$ -	\$ 63,750.00	\$ 54,650.00	\$ -	6,200	\$ 19.10	12/10/2008	100% Complete
RIVERSIDE	LAKE ELSINORE UNIFIED	TEMESCAL CANYON HIGH	Manufacturing and Product Dev	\$ 241,857.00	\$ -	\$ 59,017.00	\$ 182,840.00	\$ -	2,000	\$ 120.93	12/10/2008	100% Complete
RIVERSIDE	LAKE ELSINORE UNIFIED	TEMESCAL CANYON HIGH	Fashion and Interior Design	\$ 70,770.00	\$ -	\$ 31,099.00	\$ 39,671.00	\$ -	-	\$ -	12/10/2008	100% Complete
RIVERSIDE	LAKE ELSINORE UNIFIED	TEMESCAL CANYON HIGH	Health Science and Medical Tech	\$ 25,120.00	\$ -	\$ -	\$ 25,120.00	\$ -	1,920	\$ 13.08	12/10/2008	100% Complete
RIVERSIDE	PALM SPRINGS UNIFIED	RANCHO MIRAGE HIGH	Transportation	\$ 958,339.00	\$ -	\$ 926,549.00	\$ 27,500.00	\$ -	4,290	\$ 6.086	3/26/2008	96% Complete
RIVERSIDE	PALM SPRINGS UNIFIED	RANCHO MIRAGE HIGH	Arts, Media, and Entertainment	\$ 1,465,264.00	\$ -	\$ 1,461,846.00	\$ 3,418.00	\$ -	5,012	\$ 292.35	3/26/2008	96% Complete
RIVERSIDE	PALM SPRINGS UNIFIED	RANCHO MIRAGE HIGH	Hospitality, Tourism, Recreation	\$ 801,042.00	\$ -	\$ 740,278.00	\$ 60,764.00	\$ -	4,374	\$ 183.14	12/10/2008	98% Complete
RIVERSIDE	PERRIS UNION HIGH	HERITAGE HIGH	Agriculture and Natural Resources	\$ 2,250,000.00	\$ -	\$ 1,469,933.00	\$ 199,000.00	\$ 77,547.00	15,065	\$ 149.35	12/14/2011	Funds Released
RIVERSIDE County Totals				\$ 12,349,040.00	\$ -	\$ 10,381,230.00	\$ 1,376,372.00	\$ 85,255.00				
SACRAMENTO	ELK GROVE UNIFIED	ELIZABETH PINKERTON MS & COSUMNES OAKS HS	Hospitality, Tourism, Recreation	\$ 2,497,826.00	\$ -	\$ 2,109,916.00	\$ 358,326.00	\$ 29,584.00	8,600	\$ 290.44	3/26/2008	99% Complete
SACRAMENTO	FOLSOM-CORDOVA UNIFIED	CORDOVA SENIOR HIGH	Engineering and Design	\$ 67,289.00	\$ -	\$ -	\$ 67,289.00	\$ -	6,547	\$ 10.28	3/26/2008	Closed
SACRAMENTO	FOLSOM-CORDOVA UNIFIED	FOLSOM HIGH	Engineering and Design	\$ 23,449.00	\$ -	\$ -	\$ 23,449.00	\$ -	2,280	\$ 10.24	3/26/2008	Closed
SACRAMENTO	FOLSOM-CORDOVA UNIFIED	VISTA DEL LAGO HIGH	Engineering and Design	\$ 60,434.00	\$ -	\$ 843,951.00	\$ 25,323.00	\$ -	4,467	\$ 134.64	3/26/2008	Closed
SACRAMENTO	GALT JOINT UNION HIGH	GALT HIGH	Engineering and Design	\$ 459,782.00	\$ 38,010.67	\$ 384,315.00	\$ 72,623.50	\$ -	5,717	\$ 80.42	11/14/2011	100% Complete
SACRAMENTO	GALT JOINT UNION HIGH	LIBERTY RANCH HIGH	Agriculture and Natural Resources	\$ 3,000,000.00	\$ -	\$ 2,671,713.00	\$ 154,451.50	\$ 173,835.00	14,586	\$ 205.68	4/23/2008	98% Complete
SACRAMENTO	GALT JOINT UNION HIGH	LIBERTY RANCH HIGH	Health Science and Medical Tech	\$ 439,102.00	\$ -	\$ 626,531.50	\$ 89,050.00	\$ -	3,342	\$ 131.39	4/23/2008	100% Complete
SACRAMENTO	RIVER DELTA JOINT UNIFIED	DELTA HIGH	Agriculture and Natural Resources	\$ 1,423,969.00	\$ -	\$ 1,283,179.00	\$ 83,750.00	\$ 71,707.00	10,870	\$ 131.00	12/10/2008	100% Complete
SACRAMENTO	RIVER DELTA JOINT UNIFIED	DELTA HIGH	Arts, Media, and Entertainment	\$ 1,133,439.00	\$ -	\$ 1,281,791.00	\$ 156,060.00	\$ -	7,515	\$ 150.82	12/10/2008	100% Complete
SACRAMENTO	RIVER DELTA JOINT UNIFIED	RIO VISTA HIGH	Agriculture and Natural Resources	\$ 2,337,841.00	\$ -	\$ 2,547,787.00	\$ 25,607.00	\$ 159,032.00	17,196	\$ 165.21	12/10/2008	100% Complete
SACRAMENTO	RIVER DELTA JOINT UNIFIED	RIO VISTA HIGH	Arts, Media, and Entertainment	\$ 493,857.00	\$ -	\$ 436,614.00	\$ 59,400.00	\$ -	4,400	\$ 113.82	3/26/2008	100% Complete
SACRAMENTO	SAN JUAN UNIFIED	SAN JUAN HIGH	Hospitality, Tourism, Recreation	\$ 3,000,000.00	\$ -	\$ 2,250,000.00	\$ 500,000.00	\$ 250,000.00	9,000	\$ 333.33	3/26/2008	98% Complete
SACRAMENTO	SAN JUAN UNIFIED	SAN JUAN HIGH	Arts, Media, and Entertainment	\$ 1,500,000.00	\$ -	\$ 3,059,663.00	\$ 185,596.00	\$ -	20,100	\$ 74.63	12/10/2008	98% Complete
SACRAMENTO County Totals				\$ 16,961,168.67	\$ 38,010.67	\$ 17,475,460.50	\$ 1,800,959.00	\$ 684,158.00				
SAN BENITO	SAN BENITO HIGH	SAN BENITO HIGH	Agriculture and Natural Resources	\$ 359,250.00	\$ -	\$ 216,750.00	\$ 20,000.00	\$ 1,433,047.00	9,030	\$ 39.78	3/26/2008	100% Complete
SAN BENITO	SAN BENITO HIGH	SAN BENITO HIGH	Transportation	\$ 465,292.00	\$ -	\$ 465,292.00	\$ -	\$ -	2,000	\$ 232.65	3/26/2008	100% Complete
SAN BENITO County Totals				\$ 824,542.00	\$ -	\$ 682,042.00	\$ 20,000.00	\$ 1,433,047.00				
SAN BERNARDINO	APPLE VALLEY UNIFIED	APPLE VALLEY HIGH	Hospitality, Tourism, Recreation	\$ 235,604.00	\$ -	\$ 235,604.00	\$ -	\$ -	2,100	\$ 112.19	12/10/2008	100% Complete
SAN BERNARDINO	BALDY VIEW ROP	Baldy View ROP	Health Science and Medical Tech	\$ 1,500,000.00	\$ -	\$ 1,439,283.00	\$ 60,717.00	\$ -	11,200	\$ 133.93	3/26/2008	98% Complete
SAN BERNARDINO	CHINO VALLEY UNIFIED	CHINO HIGH	Arts, Media, and Entertainment	\$ 47,167.00	\$ -	\$ -	\$ 47,167.00	\$ -	3,576	\$ 13.19	12/10/2008	100% Complete
SAN BERNARDINO	CHINO VALLEY UNIFIED	DON ANTONIO LUGO HIGH	Agriculture and Natural Resources	\$ 401,825.00	\$ -	\$ 386,987.50	\$ 14,837.50	\$ -	2,400	\$ 167.43	3/26/2008	Closed
SAN BERNARDINO	COLTON-REDLANDS-YUCAIPA ROP	BLOOMINGTON HIGH	Public Services	\$ 61,738.00	\$ -	\$ -	\$ 61,738.00	\$ -	800	\$ 77.17	12/10/2008	5% Complete
SAN BERNARDINO	COLTON-REDLANDS-YUCAIPA ROP	BLOOMINGTON HIGH	Transportation	\$ 32,130.00	\$ -	\$ -	\$ 32,130.00	\$ -	4,000	\$ 8.03	12/10/2008	52% Complete
SAN BERNARDINO	COLTON-REDLANDS-YUCAIPA ROP	COLTON HIGH	Transportation	\$ 54,958.00	\$ -	\$ -	\$ 54,958.00	\$ -	5,000	\$ 10.99	12/10/2008	65% Complete
SAN BERNARDINO	COLTON-REDLANDS-YUCAIPA ROP	COLTON HIGH	Public Services	\$ 61,738.00	\$ -	\$ -	\$ 61,738.00	\$ -	8,000	\$ 7.72	12/10/2008	5% Complete
SAN BERNARDINO	COLTON-REDLANDS-YUCAIPA ROP	COLTON REDLANDS YUCAIPA ROP	Health Science and Medical Tech	\$ 3,188.00	\$ -	\$ -	\$ 3,188.00	\$ -	1,800	\$ 1.77	12/14/2011	64% Complete
SAN BERNARDINO	COLTON-REDLANDS-YUCAIPA ROP	REDLANDS EAST VALLEY HIGH	Public Services	\$ 61,738.00	\$ -	\$ -	\$ 61,738.00	\$ -	800	\$ 77.17	12/10/2008	5% Complete
SAN BERNARDINO	COLTON-REDLANDS-YUCAIPA ROP	REDLANDS SENIOR HIGH	Public Services	\$ 61,738.00	\$ -	\$ -	\$ 61,738.00	\$ -	800	\$ 77.17	12/10/2008	5% Complete
SAN BERNARDINO	COLTON-REDLANDS-YUCAIPA ROP	REDLANDS SENIOR HIGH	Transportation	\$ 493,239.00	\$ -	\$ -	\$ 493,239.00	\$ -	5,000	\$ 10.65	12/10/2008	55% Complete
SAN BERNARDINO	COLTON-REDLANDS-YUCAIPA ROP	REDLANDS SENIOR HIGH	Health Science and Medical Tech	\$ 7,313.00	\$ -	\$ -	\$ 7,313.00	\$ -	900	\$ 8.13	12/14/2011	100% Complete
SAN BERNARDINO	COLTON-REDLANDS-YUCAIPA ROP	REDLANDS SENIOR HIGH	Transportation	\$ 42,745.00	\$ -	\$ -	\$ 42,745.00	\$ -	5,000	\$ 8.55	12/14/2011	23% Complete
SAN BERNARDINO	COLTON-REDLANDS-YUCAIPA ROP	YUCAIPA HIGH	Transportation	\$ 9,450.00	\$ -	\$ -	\$ 9,450.00	\$ -	5,000	\$ 1.89	12/10/2008	100% Complete
SAN BERNARDINO	COLTON-REDLANDS-YUCAIPA ROP	YUCAIPA HIGH	Public Services	\$ 61,738.00	\$ -	\$ -	\$ 61,738.00	\$ -	800	\$ 77.17	12/10/2008	5% Complete
SAN BERNARDINO	COLTON-REDLANDS-YUCAIPA ROP	YUCAIPA HIGH	Health Science and Medical Tech	\$ 9,281.00	\$ -	\$ -	\$ 9,281.00	\$ -	900	\$ 10.31	12/14/2011	100% Complete
SAN BERNARDINO	COLTON-REDLANDS-YUCAIPA ROP	YUCAIPA HIGH	Building Trades and Construction	\$ 11,578.00	\$ -	\$ -	\$ 11,578.00	\$ -	3,000	\$ 3.86	12/14/2011	71% Complete
SAN BERNARDINO	COLTON-REDLANDS-YUCAIPA ROP	YUCAIPA HIGH	Transportation	\$ 9,437.00	\$ -	\$ -	\$ 9,437.00	\$ -	5,000	\$ 8.89	12/14/2011	93% Complete
SAN BERNARDINO	FONTANA UNIFIED	JURUPA HILLS HIGH	Information Technology	\$ 1,445,609.00	\$ -	\$ 1,771,010.00	\$ 116,450.00	\$ 387,589.00	10,480	\$ 137.94	12/14/2011	100% Complete
SAN BERNARDINO	MORONGO UNIFIED	YUCCA VALLEY HIGH	Hospitality, Tourism, Recreation	\$ 30,428.00	\$ -	\$ -	\$ 30,428.00	\$ -	1,399	\$ 21.75	3/26/2008	100% Complete
SAN BERNARDINO	NEEDLES UNIFIED	NEEDLES HIGH	Transportation	\$ 647,281.00	\$ -	\$ 644,438.00	\$ -	\$ -	17,980	\$ 36.00	12/10/2008	90% Complete
SAN BERNARDINO	RIALTO UNIFIED	EISENHOWER SENIOR HIGH	Engineering and Design	\$ 1,115,842.00	\$ -	\$ 860,576.00	\$ 253,873.00	\$ -	3,968	\$ 288.48	6/27/2012	Funds Released
SAN BERNARDINO	RIALTO UNIFIED	RIALTO HIGH	Hospitality, Tourism, Recreation	\$ 1,928,792.00	\$ -	\$ 1,156,364.00	\$ 635,195.00	\$ 134,825.00	5,967	\$ 323.24	6/27/2012	Funds Released
SAN BERNARDINO	VICTOR VALLEY UNION HIGH	SILVERADO HIGH	Hospitality, Tourism, Recreation	\$ 1,111,614.00	\$ -	\$ 820,729.00	\$ 119,125.00	\$ 171,760.00	4,950	\$ 224.57	3/26/2008	99% Complete
SAN BERNARDINO	VICTOR VALLEY UNION HIGH	SILVERADO HIGH	Health Science and Medical Tech	\$ 1,195,895.00	\$ -	\$ 812,111.50	\$ 171,758.00	\$ 5,780.00	207.62	\$ 326.08	3/26/2008	98% Complete
SAN BERNARDINO	VICTOR VALLEY UNION HIGH	VICTOR VALLEY HIGH	Health Science and Medical Tech	\$ 1,195,895.00	\$ -	\$ 942,925.00	\$ 81,211.50	\$ 171,759.00	5,760	\$ 207.62	3/26/2008	99% Complete
SAN BERNARDINO	VICTOR VALLEY UNION HIGH	VICTOR VALLEY HIGH	Hospitality, Tourism, Recreation	\$ 1,111,614.00	\$ -	\$ 820,729.00	\$ 119,125.00	\$ 171,760.00	4,950	\$ 224.57	3/26/2008	100% Complete
SAN BERNARDINO County Totals				\$ 12,509,576.00	\$ -	\$ 10,021,571.00	\$ 2,101,349.50	\$ 1,209,451.00				
SAN DIEGO	CORONADO UNIFIED	CORONADO HIGH	Arts, Media, and Entertainment	\$ 1,360,199.00	\$ -	\$ 1,022,994.00	\$ 337,205.00	\$ -	15,353	\$ 88.59	6/27/2012	Funds Released
SAN DIEGO	ESCONDIDO UNION HIGH	ORANGE GLEN HIGH	Manufacturing and Product Dev	\$ 146,000.00	\$ -	\$ -	\$ 146,000.00	\$ -	4,914	\$ 29.71	12/14/2011	50% Complete
SAN DIEGO	GROSSMONT UNION HIGH	EL CAJON VALLEY HIGH	Manufacturing and Product Dev	\$ 1,018,591.00	\$ -	\$ 987,641.00	\$ 30,950.00	\$ -	7,171	\$ 142.04	12/10/2008	100% Complete
SAN DIEGO	GROSSMONT UNION HIGH	EL CAPITAN HIGH	Agriculture and Natural Resources	\$ 3,000,000.00	\$ -	\$ 1,778,940.00	\$ -	\$ 1,221,051.00	11,760	\$ 255.10	6/27/2012	100% Complete
SAN DIEGO	GROSSMONT UNION HIGH	SANTANA HIGH	Energy and Utilities	\$ 1,498,145.00	\$ -	\$ 1,645,940.00	\$ -	\$ -	15,000	\$ 99.88	12/10/2008	100% Complete
SAN DIEGO	OCEANSIDE CITY UNIFIED	OCEANSIDE HIGH	Building Trades and Construction	\$ 812,607.00	\$ -	\$ 646,183.00	\$ -	\$ 166,424.00	4,100	\$ 198.20	12/10/2008	100% Complete
SAN DIEGO	OCEANSIDE CITY UNIFIED	OCEANSIDE HIGH	Health Science and Medical Tech	\$ 694,447.00	\$ -	\$ 534,730.00	\$ -	\$ 159,717.00	3,870	\$ 179.44	12/10/2008	100% Complete
SAN DIEGO	POWAY UNIFIED	DEL NORTE HIGH	Arts, Media, and Entertainment	\$ 1,								

ATTACHMENT M - PROPOSITION 1D CAREER TECHNICAL EDUCATION FACILITIES PROJECTS
YEARLY REPORT ON THE STATE GENERAL OBLIGATION BOND MEASURE FOR THE SCHOOL FACILITY PROGRAM - 2014
*Does not include Loan Amount. May reflect adjustment pursuant to Regulations Section 1859.193(a)(1).

County	District	School Name	Industry Sector	State Construction Funds*	Loan Amount	50 Percent Construction Costs	50 Percent Equipment Costs	50 Percent Site Development	Square Feet	State Funds Per Square Foot	Last SAB Date	Status
SAN DIEGO	POWAY UNIFIED	DEL NORTE HIGH	Education, Child Dev. Family Serv	\$ 674,545.00	\$ -	\$ 590,932.00	\$ -	\$ 83,613.00	3,624	\$ 186.13	12/10/2008	100% Complete
SAN DIEGO	POWAY UNIFIED	DEL NORTE HIGH	Engineering and Design	\$ 734,539.00	\$ -	\$ 564,806.00	\$ 86,120.00	\$ 83,613.00	3,618	\$ 203.02	12/10/2008	100% Complete
SAN DIEGO	POWAY UNIFIED	DEL NORTE HIGH	Finance and Business	\$ 585,668.00	\$ -	\$ 482,709.00	\$ 19,346.00	\$ 83,613.00	3,417	\$ 171.40	12/10/2008	100% Complete
SAN DIEGO	POWAY UNIFIED	DEL NORTE HIGH	Health Science and Medical Tech	\$ 764,945.00	\$ -	\$ 658,465.00	\$ 22,867.00	\$ 83,613.00	4,705	\$ 162.58	12/10/2008	100% Complete
SAN DIEGO	POWAY UNIFIED	POWAY HIGH	Transportation	\$ 1,078,455.00	\$ -	\$ 1,181,097.50	\$ 23,117.50	\$ -	7,405	\$ 145.64	3/26/2008	100% Complete
SAN DIEGO	POWAY UNIFIED	POWAY HIGH	Arts, Media, and Entertainment	\$ 670,143.00	\$ -	\$ 1,147,762.00	\$ 25,421.00	\$ -	7,196	\$ 93.13	3/26/2008	100% Complete
SAN DIEGO	POWAY UNIFIED	POWAY HIGH	Education, Child Dev. Family Serv	\$ 203,008.00	\$ -	\$ 196,007.50	\$ 7,000.00	\$ -	2,119	\$ 95.81	3/26/2008	100% Complete
SAN DIEGO	POWAY UNIFIED	POWAY HIGH	Hospitality, Tourism, Recreation	\$ 137,677.00	\$ -	\$ 133,406.50	\$ 4,270.00	\$ -	1,063	\$ 129.52	3/26/2008	100% Complete
SAN DIEGO	POWAY UNIFIED	RANCHO BERNARDO HIGH	Arts, Media, and Entertainment	\$ 588,408.00	\$ -	\$ 303,500.00	\$ 284,908.00	\$ -	8,394	\$ 70.10	12/14/2011	99% Complete
SAN DIEGO	SAN DIEGO UNIFIED	CLAIREMONT SENIOR HIGH	Transportation	\$ 2,039,114.00	\$ -	\$ 1,390,001.00	\$ 436,245.00	\$ 212,868.00	6,808	\$ 299.52	12/10/2008	100% Complete
SAN DIEGO	SAN DIEGO UNIFIED	GARFIELD HIGH	Hospitality, Tourism, Recreation	\$ 845,211.00	\$ -	\$ 642,660.50	\$ 202,550.00	\$ -	5,600	\$ 150.93	3/26/2008	100% Complete
SAN DIEGO	SAN DIEGO UNIFIED	HOOVER SENIOR HIGH	Building Trades and Construction	\$ 2,008,576.00	\$ -	\$ 1,612,123.00	\$ 171,846.00	\$ 224,607.00	5,293	\$ 379.48	12/10/2008	95% Complete
SAN DIEGO	SAN DIEGO UNIFIED	KEARNY SENIOR HIGH	Building Trades and Construction	\$ 1,167,073.00	\$ -	\$ 1,092,708.00	\$ 74,365.00	\$ -	15,730	\$ 74.19	3/26/2008	100% Complete
SAN DIEGO	SAN DIEGO UNIFIED	MADISON SENIOR HIGH	Transportation	\$ 2,366,312.00	\$ -	\$ 1,901,503.50	\$ 286,683.50	\$ 178,125.00	9,740	\$ 242.95	3/26/2008	100% Complete
SAN DIEGO	SAN DIEGO UNIFIED	MADISON SENIOR HIGH	Arts, Media, and Entertainment	\$ 1,651,933.00	\$ -	\$ 1,037,988.00	\$ 503,046.00	\$ 110,899.00	2,900	\$ 569.63	12/10/2008	100% Complete
SAN DIEGO	SAN DIEGO UNIFIED	MIRA MESA SENIOR HIGH	Manufacturing and Product Dev	\$ 473,636.00	\$ -	\$ 438,707.00	\$ 34,338.00	\$ -	4,534	\$ 104.46	12/12/2012	Funds Released
SAN DIEGO	SAN DIEGO UNIFIED	MIRA MESA SENIOR HIGH	Arts, Media, and Entertainment	\$ 1,500,000.00	\$ -	\$ 1,016,173.00	\$ 483,827.00	\$ -	3,395	\$ 441.83	12/12/2012	Funds Released
SAN DIEGO	SAN DIEGO UNIFIED	MISSION BAY SENIOR HIGH	Marketing, Sales, Services	\$ 195,900.00	\$ -	\$ 163,640.00	\$ 32,260.00	\$ -	718	\$ 272.84	3/26/2008	100% Complete
SAN DIEGO	SAN DIEGO UNIFIED	MORSE SENIOR HIGH	Hospitality, Tourism, Recreation	\$ 1,916,386.00	\$ -	\$ 1,457,027.00	\$ 287,809.00	\$ 171,550.00	6,665	\$ 287.53	3/26/2008	89% Complete
SAN DIEGO	SAN DIEGO UNIFIED	MORSE SENIOR HIGH	Transportation	\$ 2,999,182.00	\$ -	\$ 2,248,174.00	\$ 598,250.00	\$ 152,758.00	23,851	\$ 125.75	3/26/2008	99% Complete
SAN DIEGO	SAN DIEGO UNIFIED	MORSE SENIOR HIGH	Education, Child Dev. Family Serv	\$ 1,793,863.00	\$ -	\$ 1,302,766.00	\$ 1,402,800.00	\$ 300,394.00	4,406	\$ 447.86	12/10/2008	55% Complete
SAN DIEGO	SAN DIEGO UNIFIED	POINT LOMA SENIOR HIGH	Arts, Media, and Entertainment	\$ 1,397,522.00	\$ -	\$ 945,736.00	\$ 451,786.00	\$ -	3,571	\$ 391.35	12/10/2008	58% Complete
SAN DIEGO	SAN DIEGO UNIFIED	SAN DIEGO CREATIVE	Arts, Media, and Entertainment	\$ 1,382,550.00	\$ -	\$ 865,115.00	\$ 515,709.00	\$ -	3,631	\$ 380.76	12/12/2012	Funds Released
SAN DIEGO	SAN DIEGO UNIFIED	SAN DIEGO SENIOR HIGH	Arts, Media, and Entertainment	\$ 1,097,737.00	\$ -	\$ 537,056.00	\$ 560,681.00	\$ -	3,200	\$ 343.04	3/26/2008	100% Complete
SAN DIEGO	SAN DIEGO UNIFIED	SAN DIEGO SENIOR HIGH	Finance and Business	\$ 538,840.00	\$ -	\$ 498,516.00	\$ 40,324.00	\$ -	2,262	\$ 238.21	12/10/2008	100% Complete
SAN DIEGO	SAN DIEGO UNIFIED	SAN DIEGO SENIOR HIGH	Hospitality, Tourism, Recreation	\$ 945,145.00	\$ -	\$ 786,143.00	\$ 159,002.00	\$ -	2,627	\$ 359.78	12/10/2008	100% Complete
SAN DIEGO	SAN DIEGO UNIFIED	SCRIPPS RANCH HIGH	Energy and Utilities	\$ 2,993,400.00	\$ -	\$ 2,092,667.00	\$ 233,164.00	\$ 659,210.00	10,550	\$ 283.73	12/10/2008	90% Complete
SAN DIEGO	SAN DIEGO UNIFIED	SAN DIEGO UNIFIED HIGH ACADEMY	Arts, Media, and Entertainment	\$ 3,000,000.00	\$ 2,459,261.29	\$ 3,283,196.00	\$ 408,004.00	\$ -	16,152	\$ 195.74	7/1/2012	Closed
SAN DIEGO	SWEETWATER UNION HIGH	CHULA VISTA SENIOR HIGH	Arts, Media, and Entertainment	\$ 3,000,000.00	\$ -	\$ 3,000,000.00	\$ -	\$ -	28,014	\$ 107.08	12/10/2008	100% Complete
SAN DIEGO	SWEETWATER UNION HIGH	SAN YSIDRO HIGH	Arts, Media, and Entertainment	\$ 500,000.00	\$ -	\$ -	\$ 500,000.00	\$ -	26,171	\$ 19.11	3/26/2008	92% Complete
SAN DIEGO	SWEETWATER UNION HIGH	SWEETWATER UNION HIGH	Manufacturing and Product Dev	\$ 1,435,821.00	\$ -	\$ 1,244,295.00	\$ 191,526.00	\$ -	7,400	\$ 194.03	12/10/2008	Funds Released
SAN DIEGO County Totals				\$ 49,785,943.29	\$ 2,459,261.29	\$ 40,189,804.50	\$ 7,461,676.50	\$ 4,132,319.00				
SAN JOAQUIN	LINCOLN UNIFIED	LINCOLN HIGH	Building Trades and Construction	\$ 3,000,000.00	\$ 2,213,627.98	\$ 2,442,715.00	\$ 58,837.00	\$ 498,448.00	8,064	\$ 372.02	7/1/2012	90% Complete
SAN JOAQUIN	LINDEN UNIFIED	LINDEN HIGH	Agriculture and Natural Resources	\$ 1,197,112.00	\$ -	\$ 1,766,807.00	\$ 233,825.00	\$ -	13,850	\$ 85.43	3/26/2008	95% Complete
SAN JOAQUIN	LINDEN UNIFIED	LINDEN HIGH	Arts, Media, and Entertainment	\$ 2,352,791.00	\$ -	\$ 2,001,769.00	\$ 345,750.00	\$ -	18,300	\$ 128.57	2/22/2012	Funds Released
SAN JOAQUIN	LODI UNIFIED	LODI HIGH	Agriculture and Natural Resources	\$ 1,037,886.00	\$ -	\$ 839,236.00	\$ 71,650.00	\$ 127,000.00	3,312	\$ 313.37	12/10/2008	100% Complete
SAN JOAQUIN	LODI UNIFIED	LODI HIGH	Agriculture and Natural Resources	\$ 772,000.00	\$ -	\$ 620,175.00	\$ 151,825.00	\$ -	8,036	\$ 96.07	12/10/2008	99% Complete
SAN JOAQUIN	MANTECA UNIFIED	EAST UNION HIGH	Agriculture and Natural Resources	\$ 2,341,233.00	\$ -	\$ 1,698,588.00	\$ 351,934.00	\$ 290,711.00	35,548	\$ 65.86	12/10/2008	100% Complete
SAN JOAQUIN	MANTECA UNIFIED	LATHROP HIGH SCHOOL	Agriculture and Natural Resources	\$ 2,420,064.00	\$ -	\$ 2,170,000.00	\$ 70,064.00	\$ 180,000.00	19,152	\$ 126.36	12/10/2008	90% Complete
SAN JOAQUIN	SAN JOAQUIN COUNTY OFFICE OF EDUCATION	CAREER CENTER	Building Trades and Construction	\$ 201,932.00	\$ -	\$ 0.50	\$ 196,596.50	\$ -	27,780	\$ 7.27	3/26/2008	100% Complete
SAN JOAQUIN	SAN JOAQUIN COUNTY OFFICE OF EDUCATION	CAREER CENTER	Building Trades and Construction	\$ 71,976.00	\$ -	\$ -	\$ 71,976.00	\$ -	27,780	\$ 2.59	3/26/2008	100% Complete
SAN JOAQUIN	STOCKTON UNIFIED	FRANKLIN SENIOR HIGH	Arts, Media, and Entertainment	\$ 1,501,590.00	\$ -	\$ 1,353,874.00	\$ 145,841.00	\$ -	9,000	\$ 166.84	6/27/2012	Funds Released
SAN JOAQUIN	TRACY JOINT UNIFIED	TRACY HIGH	Hospitality, Tourism, Recreation	\$ 743,236.00	\$ -	\$ 613,225.50	\$ 130,010.50	\$ -	4,363	\$ 170.35	3/26/2008	100% Complete
SAN JOAQUIN	TRACY JOINT UNIFIED	TRACY HIGH	Education, Child Dev. Family Serv	\$ 410,323.00	\$ -	\$ 390,162.50	\$ 20,160.50	\$ -	4,459	\$ 92.02	3/26/2008	Closed
SAN JOAQUIN	TRACY JOINT UNIFIED	TRACY HIGH	Engineering and Design	\$ 418,304.00	\$ -	\$ 379,044.50	\$ 39,259.50	\$ -	3,926	\$ 106.55	3/26/2008	100% Complete
SAN JOAQUIN	TRACY JOINT UNIFIED	TRACY HIGH	Transportation	\$ 869,340.00	\$ -	\$ 633,700.00	\$ 235,640.00	\$ -	6,455	\$ 134.68	3/26/2008	100% Complete
SAN JOAQUIN County Totals				\$ 16,551,414.98	\$ 2,213,627.98	\$ 14,909,297.00	\$ 2,123,371.00	\$ 1,345,833.00				
SAN LUIS OBISPO	ATASCADERO UNIFIED	ATASCADERO HIGH	Hospitality, Tourism, Recreation	\$ 507,315.00	\$ -	\$ 502,536.50	\$ 4,778.50	\$ -	4,157	\$ 122.04	3/26/2008	Closed
SAN LUIS OBISPO	LUCIA MAR UNIFIED	ARROYO GRANDE HIGH	Agriculture and Natural Resources	\$ 3,000,000.00	\$ -	\$ 2,178,957.00	\$ -	\$ 1,178,557.00	15,460	\$ 194.05	3/26/2008	98% Complete
SAN LUIS OBISPO	LUCIA MAR UNIFIED	ARROYO GRANDE HIGH	Engineering and Design	\$ 1,386,123.00	\$ -	\$ 1,386,123.00	\$ -	\$ -	9,901	\$ 140.00	3/26/2008	95% Complete
SAN LUIS OBISPO	LUCIA MAR UNIFIED	ARROYO GRANDE HIGH	Transportation	\$ 1,402,172.00	\$ -	\$ 1,402,172.00	\$ -	\$ -	7,812	\$ 179.49	3/26/2008	90% Complete
SAN LUIS OBISPO	PASO ROBLES JOINT UNIFIED	PASO ROBLES HIGH	Agriculture and Natural Resources	\$ 3,000,000.00	\$ -	\$ 1,971,633.00	\$ 149,038.00	\$ 914,950.00	19,600	\$ 153.06	3/26/2008	100% Complete
SAN LUIS OBISPO	PASO ROBLES JOINT UNIFIED	PASO ROBLES HIGH	Arts, Media, and Entertainment	\$ 1,500,000.00	\$ -	\$ 858,021.00	\$ 34,200.00	\$ -	10,109	\$ 148.38	12/10/2008	85% Complete
SAN LUIS OBISPO	PASO ROBLES JOINT UNIFIED	PASO ROBLES HIGH	Information Technology	\$ 544,716.00	\$ -	\$ 261,973.00	\$ 276,105.00	\$ -	6,500	\$ 83.80	12/10/2008	85% Complete
SAN LUIS OBISPO	PASO ROBLES JOINT UNIFIED	PASO ROBLES HIGH	Building Trades and Construction	\$ 277,843.00	\$ -	\$ 277,843.00	\$ 67,450.00	\$ -	6,175	\$ 56.18	12/10/2008	85% Complete
SAN LUIS OBISPO	SAN LUIS COASTAL UNIFIED	SAN LUIS OBISPO HIGH	Manufacturing and Product Dev	\$ 159,728.00	\$ -	\$ 126,809.00	\$ 32,919.00	\$ -	2,475	\$ 64.54	3/26/2008	100% Complete
SAN LUIS OBISPO County Totals				\$ 11,846,977.00	\$ -	\$ 8,966,067.50	\$ 564,490.50	\$ 2,093,507.00				
SAN MATEO	SAN MATEO UNION HIGH	ARAGON HIGH	Arts, Media, and Entertainment	\$ 709,645.00	\$ -	\$ 646,134.00	\$ 53,749.00	\$ 9,762.00	2,880	\$ 246.40	12/10/2008	100% Complete
SAN MATEO	SAN MATEO UNION HIGH	ARAGON HIGH	Engineering and Design	\$ 677,157.00	\$ -	\$ 646,134.00	\$ 21,281.00	\$ 9,762.00	2,880	\$ 235.12	12/10/2008	99% Complete
SAN MATEO	SAN MATEO UNION HIGH	BURLINGAME HIGH	Building Trades and Construction	\$ 891,665.00	\$ -	\$ 710,499.00	\$ 157,659.00	\$ 23,507.00	3,912	\$ 227.93	12/10/2008	100% Complete
SAN MATEO	SAN MATEO UNION HIGH	BURLINGAME HIGH	Arts, Media, and Entertainment	\$ 2,754,674.00	\$ -	\$ 2,612,883.00	\$ 75,358.00	\$ 66,433.00	11,088	\$ 248.44	12/10/2008	100% Complete
SAN MATEO	SAN MATEO UNION HIGH	CAPUCHINO HIGH	Arts, Media, and Entertainment	\$ 1,893,462.00	\$ -	\$ 1,718,790.00	\$ 26,214.00	\$ 227,358.00	7,708	\$ 245.65	12/10/2008	98% Complete
SAN MATEO	SAN MATEO UNION HIGH	HILLSDALE HIGH	Arts, Media, and Entertainment	\$ 1,166,448.00	\$ -	\$ 826,811.00	\$ 339,637.00	\$ -	4,928	\$ 236.70	12/10/2008	100% Complete
SAN MATEO	SAN MATEO UNION HIGH	MILLS HIGH	Arts, Media, and Entertainment	\$ 1,116,932.00	\$ -	\$ 940,323.00	\$ 176,609.00	\$ 3,159	\$ 363.57	12/14/2011	98% Complete	
SAN MATEO	SAN MATEO UNION HIGH	SAN MATEO UNION HIGH	Health Science and Medical Tech	\$ 3,000,000.00	\$ -	\$ 2,726,010.00	\$ 250,000.00	\$ 23,890.00	13,700	\$ 216.98	12/10/2008	100% Complete
SAN MATEO	SEQUOIA UNION HIGH	CARLTON HIGH	Health Science and Medical Tech	\$ 3,000,000.00	\$ -	\$ 2,659,973.00	\$ 282,196.00	\$ 77,831.00	12,860	\$ 213.28	12/10/2011	100% Complete
SAN MATEO	SEQUOIA UNION HIGH	MENLO-ATHERTON HIGH	Arts, Media, and Entertainment	\$ 3,000,000.00	\$ -	\$ 2,342,281.00	\$ 359,966.00	\$ 297,753.00	9,150	\$ 327.87	12/14/2011	100% Complete
SAN MATEO	SEQUOIA UNION HIGH	WOODSIDE HIGH	Arts, Media, and Entertainment	\$ 3,000,000.00	\$ -	\$ 2,619,725.00	\$ 90,925.00	\$ 289,350.00	10,165	\$ 295.13	5/22/2013	Funds Released
SAN MATEO County Totals				\$ 21,209,983.00	\$ -	\$ 18,449,563.00	\$ 1,813,574.00	\$ 1,025,746.00				
SANTA BARBARA	CARPINTERIA UNIFIED	CARPINTERIA SENIOR HIGH SCHOOL	Hospitality, Tourism, Recreation	\$ 435,731.00	\$ -	\$ 723,117.00	\$ 89,903.00	\$ -	1,353	\$ 322.05	12/10/2008	100% Complete
SANTA BARBARA	LOMPOC UNIFIED	CABRILLO SENIOR HIGH	Health Science and Medical Tech	\$ 164,500.00	\$ -	\$ 136,625.00	\$ 28,875.00	\$ -	1,880	\$ 87.50	12/10/2008	100% Complete
SANTA BARBARA	LOMPOC UNIFIED	LOMPOC SENIOR HIGH	Engineering and Design	\$ 154,000.00	\$ -	\$ 80,000.00	\$ 7					

ATTACHMENT M - PROPOSITION 1D CAREER TECHNICAL EDUCATION FACILITIES PROJECTS
YEARLY REPORT ON THE STATE GENERAL OBLIGATION BOND MEASURE FOR THE SCHOOL FACILITY PROGRAM - 2014
*Does not include Loan Amount. May reflect adjustment pursuant to Regulations Section 1859.193(a)(1).

County	District	School Name	Industry Sector	State Construction Funds	Loan Amount	50 Percent Construction Costs	50 Percent Equipment Costs	50 Percent Site Development	Square Feet	State Funds Per Square Foot	Last SAB Date	Status
SANTA CLARA	CAMPBELL UNION HIGH	BRANHAM HIGH	Arts, Media, and Entertainment	\$ 3,000,000	\$ -	\$ 2,127,808.00	\$ 816,380.00	\$ 55,812.00	9,200	\$ 326.09	12/10/2008	100% Complete
SANTA CLARA	CAMPBELL UNION HIGH	DEL MAR HIGH	Arts, Media, and Entertainment	\$ 3,000,000.00	\$ -	\$ 2,127,808.00	\$ 816,380.00	\$ 55,812.00	8,699	\$ 344.87	12/10/2008	100% Complete
SANTA CLARA	CAMPBELL UNION HIGH	DEL MAR HIGH	Building Trades and Construction	\$ 179,986.00	\$ -	\$ -	\$ 179,986.00	\$ -	2,170	\$ 82.94	12/10/2011	67% Complete
SANTA CLARA	CAMPBELL UNION HIGH	LEIGH HIGH	Arts, Media, and Entertainment	\$ 3,000,000.00	\$ -	\$ 2,127,808.00	\$ 816,380.00	\$ 55,812.00	8,699	\$ 344.87	12/10/2008	100% Complete
SANTA CLARA	CAMPBELL UNION HIGH	PROSPECT HIGH	Arts, Media, and Entertainment	\$ 3,000,000.00	\$ -	\$ 2,127,808.00	\$ 816,380.00	\$ 55,812.00	8,699	\$ 344.87	12/10/2008	100% Complete
SANTA CLARA	CAMPBELL UNION HIGH	WESTMONT HIGH	Arts, Media, and Entertainment	\$ 3,000,000.00	\$ -	\$ 2,127,808.00	\$ 816,380.00	\$ 55,812.00	8,699	\$ 344.87	12/10/2008	100% Complete
SANTA CLARA	EAST SIDE UNION HIGH	INDEPENDENCE HIGH	Transportation	\$ 1,500,000.00	\$ -	\$ 1,398,000.00	\$ 104,000.00	\$ -	9,945	\$ 328.2008		Closed
SANTA CLARA	EAST SIDE UNION HIGH	INDEPENDENCE HIGH	Building Trades and Construction	\$ 1,379,100.00	\$ -	\$ 1,341,600.00	\$ 37,500.00	\$ -	7,930	\$ 173.91	3/26/2008	Closed
SANTA CLARA	EAST SIDE UNION HIGH	LICK (JAMES) HIGH	Public Services	\$ 1,314,642.00	\$ -	\$ 1,087,841.00	\$ 93,460.00	\$ 176,878.00	3,081	\$ 426.69	12/14/2011	100% Complete
SANTA CLARA	EAST SIDE UNION HIGH	YERBA BUENA HIGH	Building Trades and Construction	\$ 767,620.87	\$ -	\$ 1,350,000.00	\$ 150,000.00	\$ -	4,986	\$ 153.96	6/26/2013	Closed
SANTA CLARA	EAST SIDE UNION HIGH	YERBA BUENA HIGH	Transportation	\$ 520,549.74	\$ -	\$ 937,400.00	\$ 80,000.00	\$ -	3,906	\$ 133.27	6/26/2013	Closed
SANTA CLARA	GILROY UNIFIED	CHRISTOPHER HIGH SCHOOL	Arts, Media, and Entertainment	\$ 3,000,000.00	\$ -	\$ 3,062,036.50	\$ 490,923.50	\$ -	15,145	\$ 198.09	3/26/2008	98% Complete
SANTA CLARA	GILROY UNIFIED	CHRISTOPHER HIGH SCHOOL	Arts, Media, and Entertainment	\$ 3,000,000.00	\$ -	\$ 3,418,692.00	\$ 134,268.00	\$ -	14,384	\$ 205.70	3/26/2008	100% Complete
SANTA CLARA	GILROY UNIFIED	GILROY HIGH	Health Science and Medical Tech	\$ 1,193,391.00	\$ -	\$ 1,151,893.00	\$ 37,198.00	\$ -	9,154	\$ 130.37	5/22/2013	Appropriated
SANTA CLARA	LOS GATOS-SARATOGA JOINT UNION HIGH	LOS GATOS HIGH	Manufacturing and Product Dev	\$ 1,033,709.00	\$ -	\$ 939,123.50	\$ 94,585.50	\$ -	6,808	\$ 151.88	3/26/2008	Closed
SANTA CLARA	LOS GATOS-SARATOGA JOINT UNION HIGH	SARATOGA HIGH	Arts, Media, and Entertainment	\$ 761,916.00	\$ 633,318.22	\$ 705,916.00	\$ 21,000.00	\$ 35,000.00	5,065	\$ 150.43	6/28/2012	100% Complete
SANTA CLARA	METRO ED. DISTRICT JPA ROC/P	CENTRAL COUNTY OCCUPATIONAL CENTER	Building Trades and Construction	\$ 1,478,151.00	\$ -	\$ 1,478,151.00	\$ -	\$ -	25,000	\$ 59.13	3/26/2008	83% Complete
SANTA CLARA	METRO ED. DISTRICT JPA ROC/P	CENTRAL COUNTY OCCUPATIONAL CENTER	Hospitality, Tourism, Recreation	\$ 952,534.00	\$ -	\$ 952,534.00	\$ -	\$ -	15,200	\$ 62.67	3/26/2008	100% Complete
SANTA CLARA	METRO ED. DISTRICT JPA ROC/P	CENTRAL COUNTY OCCUPATIONAL CENTER	Agriculture and Natural Resources	\$ 280,638.00	\$ -	\$ 280,638.00	\$ -	\$ -	4,000	\$ 70.16	3/26/2008	100% Complete
SANTA CLARA	METRO ED. DISTRICT JPA ROC/P	CENTRAL COUNTY OCCUPATIONAL CENTER	Arts, Media, and Entertainment	\$ 1,404,795.00	\$ -	\$ 1,404,795.00	\$ -	\$ -	17,000	\$ 82.64	3/26/2008	46% Complete
SANTA CLARA	METRO ED. DISTRICT JPA ROC/P	CENTRAL COUNTY OCCUPATIONAL CENTER	Health Science and Medical Tech	\$ 633,318.22	\$ -	\$ 263,311.00	\$ 135,291.00	\$ -	4,000	\$ 65.63	3/26/2008	48% Complete
SANTA CLARA	METRO ED. DISTRICT JPA ROC/P	CENTRAL COUNTY OCCUPATIONAL CENTER	Health Science and Medical Tech	\$ 1,033,709.00	\$ -	\$ 1,288,475.50	\$ -	\$ -	15,000	\$ 85.90	12/10/2008	100% Complete
SANTA CLARA	METRO ED. DISTRICT JPA ROC/P	CENTRAL COUNTY OCCUPATIONAL CENTER	Transportation	\$ 1,403,558.00	\$ -	\$ 1,403,558.00	\$ -	\$ -	22,500	\$ 62.38	12/15/2010	95% Complete
SANTA CLARA	METRO ED. DISTRICT JPA ROC/P	CENTRAL COUNTY OCCUPATIONAL CENTER	Health Science and Medical Tech	\$ 67,723.00	\$ -	\$ -	\$ 67,723.00	\$ -	10,846	\$ 6.24	12/10/2008	100% Complete
SANTA CLARA	METRO ED. DISTRICT JPA ROC/P	CENTRAL COUNTY OCCUPATIONAL CENTER	Building Trades and Construction	\$ 31,918.00	\$ -	\$ 31,918.00	\$ -	\$ -	14,301	\$ 2.23	12/10/2008	100% Complete
SANTA CLARA	METRO ED. DISTRICT JPA ROC/P	CENTRAL COUNTY OCCUPATIONAL CENTER	Hospitality, Tourism, Recreation	\$ 53,677.00	\$ -	\$ -	\$ 53,677.00	\$ -	8,073	\$ 6.65	12/10/2008	100% Complete
SANTA CLARA	METRO ED. DISTRICT JPA ROC/P	CENTRAL COUNTY OCCUPATIONAL CENTER	Arts, Media, and Entertainment	\$ 102,620.00	\$ -	\$ -	\$ 102,620.00	\$ -	9,988	\$ 10.27	12/10/2008	100% Complete
SANTA CLARA	METRO ED. DISTRICT JPA ROC/P	CENTRAL COUNTY OCCUPATIONAL CENTER	Public Services	\$ 784,515.00	\$ 135,291.00	\$ 784,515.00	\$ 135,291.00	\$ -	5,752	\$ 136.39	4/27/2011	89% Complete
SANTA CLARA	METRO ED. DISTRICT JPA ROC/P	CENTRAL COUNTY OCCUPATIONAL CENTER	Energy and Utilities	\$ 661,040.00	\$ -	\$ 661,040.00	\$ -	\$ -	3,269	\$ 202.21	6/23/2010	84% Complete
SANTA CLARA	METRO ED. DISTRICT JPA ROC/P	CENTRAL COUNTY OCCUPATIONAL CENTER	Fashion and Interior Design	\$ 479,605.00	\$ -	\$ 382,915.00	\$ -	\$ -	3,512	\$ 136.56	2/23/2011	47% Complete
SANTA CLARA	METRO ED. DISTRICT JPA ROC/P	CENTRAL COUNTY OCCUPATIONAL CENTER	Transportation	\$ 388,867.00	\$ -	\$ -	\$ 388,867.00	\$ -	39,140	\$ 9.94	12/10/2008	73% Complete
SANTA CLARA	METRO ED. DISTRICT JPA ROC/P	CENTRAL COUNTY OCCUPATIONAL CENTER	Manufacturing and Product Dev	\$ 222,258.00	\$ -	\$ -	\$ 222,258.00	\$ -	16,122	\$ 13.79	12/14/2011	71% Complete
SANTA CLARA	PALO ALTO UNIFIED	GUNN (HENRY M.) HIGH	Transportation	\$ 723,970.00	\$ -	\$ 709,720.00	\$ 14,250.00	\$ -	5,392	\$ 134.27	3/26/2008	100% Complete
SANTA CLARA	PALO ALTO UNIFIED	GUNN (HENRY M.) HIGH	Engineering and Design	\$ 692,080.00	\$ -	\$ 692,080.00	\$ -	\$ -	5,459	\$ 126.78	3/26/2008	100% Complete
SANTA CLARA	PALO ALTO UNIFIED	GUNN (HENRY M.) HIGH	Health Science and Medical Tech	\$ 918,983.00	\$ -	\$ 875,383.00	\$ 43,500.00	\$ -	4,366	\$ 210.46	3/26/2008	100% Complete
SANTA CLARA	PALO ALTO UNIFIED	PALO ALTO HIGH	Arts, Media, and Entertainment	\$ 2,720,829.00	\$ -	\$ 1,250,700.00	\$ 149,429.00	\$ 35,000.00	29,200	\$ 123.67	12/14/2011	Funds Released
SANTA CLARA	SAN JOSE UNIFIED	GUNDERSON HIGH	Information Technology	\$ 199,286.00	\$ -	\$ -	\$ 199,286.00	\$ -	7,032	\$ 28.34	12/10/2008	100% Complete
SANTA CLARA	SAN JOSE UNIFIED	LINCOLN (ABRAHAM) HIGH	Arts, Media, and Entertainment	\$ 109,972.00	\$ -	\$ 50,000.00	\$ 59,972.00	\$ -	4,566	\$ 24.08	12/10/2008	99% Complete
SANTA CLARA	SAN JOSE UNIFIED	SAN JOSE HIGH ACADEMY	Engineering and Design	\$ 3,000,000.00	\$ -	\$ 2,800,000.00	\$ 100,000.00	\$ 236,526.00	13,500	\$ 222.22	3/26/2008	99% Complete
SANTA CLARA County Totals						\$ 44,634,076.83	\$ 768,609.22	\$ 41,307,387.50	\$ 7,073,612.00	\$ 762,464.00		
SANTA CRUZ	SANTA CRUZ CITY HIGH	HARBOR HIGH	Building Trades and Construction	\$ 28,250.00	\$ -	\$ 21,150.00	\$ 7,100.00	\$ -	2,832	\$ 9.98	12/10/2008	100% Complete
SANTA CRUZ	SANTA CRUZ CITY HIGH	SANTA CRUZ HIGH	Building Trades and Construction	\$ 14,900.00	\$ -	\$ -	\$ 14,900.00	\$ -	3,120	\$ 4.78	12/10/2008	100% Complete
SANTA CRUZ	SANTA CRUZ CITY HIGH	SOQUEL HIGH	Building Trades and Construction	\$ 254,619.00	\$ -	\$ 170,850.00	\$ 33,769.00	\$ 50,000.00	5,535	\$ 46.00	12/10/2008	100% Complete
SANTA CRUZ	SANTA CRUZ CITY HIGH	SOQUEL HIGH	Manufacturing and Product Dev	\$ 276,287.00	\$ -	\$ 177,207.00	\$ 49,087.00	\$ -	4,485	\$ 61.60	12/10/2008	100% Complete
SANTA CRUZ County Totals						\$ 574,056.00	\$ -	\$ 369,200.00	\$ 104,856.00	\$ 50,000.00		
SISKIYOU	SISKIYOU UNION HIGH	WEED HIGH	Building Trades and Construction	\$ 504,648.00	\$ -	\$ 499,315.00	\$ -	\$ -	4,240	\$ 119.02	6/22/2011	100% Complete
SISKIYOU County Totals						\$ -	\$ -	\$ 499,315.00	\$ -	\$ -		
SOLANO	VACAVILLE UNIFIED	WOOD (WILL C.) HIGH	Building Trades and Construction	\$ 400,000.00	\$ -	\$ -	\$ 190,254.00	\$ -	6,518	\$ 61.37	12/10/2008	100% Complete
SOLANO County Totals						\$ 400,000.00	\$ -	\$ 190,254.00	\$ -	\$ -		
SONOMA	COTATI-ROHNERT PARK UNIFIED	RANCHO COTATE HIGH	Building Trades and Construction	\$ 34,343.00	\$ -	\$ 12,303.00	\$ 22,040.00	\$ -	2,240	\$ 15.33	12/10/2008	100% Complete
SONOMA	COTATI-ROHNERT PARK UNIFIED	RANCHO COTATE HIGH	Transportation	\$ 676,412.00	\$ -	\$ 543,041.00	\$ 133,371.00	\$ -	3,200	\$ 211.38	12/10/2008	100% Complete
SONOMA	COTATI-ROHNERT PARK UNIFIED	TECHNOLOGY HIGH	Engineering and Design	\$ 26,559.00	\$ -	\$ -	\$ 26,559.00	\$ -	2,240	\$ 11.86	12/10/2008	100% Complete
SONOMA	PETALUMA JOINT UNION HIGH	PETALUMA HIGH	Arts, Media, and Entertainment	\$ 2,169,094.00	\$ -	\$ 2,029,003.50	\$ 11,417.50	\$ 128,673.00	14,158	\$ 153.21	3/26/2008	100% Complete
SONOMA	PETALUMA JOINT UNION HIGH	PETALUMA HIGH	Agriculture and Natural Resources	\$ 59,296.00	\$ -	\$ 30,000.00	\$ 29,296.00	\$ -	1,709	\$ 34.70	3/26/2008	100% Complete
SONOMA	PETALUMA JOINT UNION HIGH	PETALUMA HIGH	Manufacturing and Product Dev	\$ 25,500.00	\$ -	\$ -	\$ 25,500.00	\$ -	-	\$ -	3/26/2008	Closed
SONOMA	SANTA ROSA HIGH	ALLEN (ELSIE) HIGH	Agriculture and Natural Resources	\$ 1,257,993.00	\$ -	\$ 1,131,283.00	\$ 126,730.00	\$ -	5,750	\$ 218.78	11/4/2009	100% Complete
SONOMA	SANTA ROSA HIGH	MONTGOMERY HIGH	Energy and Utilities	\$ 98,310.00	\$ -	\$ 92,709.00	\$ 5,601.00	\$ -	4,486	\$ 21.91	11/4/2009	100% Complete
SONOMA	SANTA ROSA HIGH	PINER HIGH	Engineering and Design	\$ 1,612,032.00	\$ -	\$ 1,524,042.00	\$ 34,468.00	\$ 53,522.00	3,850	\$ 418.71	11/4/2009	54% Complete
SONOMA	SANTA ROSA HIGH	SANTA ROSA HIGH	Agriculture and Natural Resources	\$ 159,820.00	\$ -	\$ 125,815.00	\$ 34,005.00	\$ -	2,000	\$ 79.91	3/26/2008	100% Complete
SONOMA	WINDSOR UNIFIED	WINDSOR HIGH	Arts, Media, and Entertainment	\$ 3,000,000.00	\$ -	\$ 2,687,570.00	\$ 52,767.00	\$ 259,663.00	12,480	\$ 240.38	12/10/2008	90% Complete
SONOMA County Totals						\$ 6,151,024.00	\$ -	\$ 8,175,746.50	\$ 501,754.50	\$ 441,858.00		
STANISLAUS	CERES UNIFIED	CERES HIGH	Manufacturing and Product Dev	\$ 986,152.00	\$ -	\$ 811,876.50	\$ 174,275.50	\$ -	5,040	\$ 195.67	3/26/2008	100% Complete
STANISLAUS	CERES UNIFIED	CERES HIGH	Manufacturing and Product Dev	\$ 1,195,663.00	\$ -	\$ 968,069.00	\$ 226,594.00	\$ -	6,120	\$ 195.37	12/10/2008	100% Complete
STANISLAUS	MODESTO CITY HIGH	JOSEPH A. GREGORI HIGH	Transportation	\$ 606,055.00	\$ -	\$ 487,986.00	\$ 118,069.00	\$ -	2,905	\$ 208.62	12/10/2008	100% Complete
STANISLAUS	MODESTO CITY HIGH	THOMAS DOWNEY HIGH	Hospitality, Tourism, Recreation	\$ 338,182.00	\$ -	\$ 127,010.00	\$ 210,750.00	\$ -	2,910	\$ 116.21	6/27/2012	Funds Released
STANISLAUS	NEWMAN-CROWS LANDING UNIFIED	ORESTIMBA HIGH	Agriculture and Natural Resources	\$ 250,000.00	\$ -	\$ 171,000.00	\$ -	\$ 79,000.00	87,120	\$ 2.87	3/26/2008	100% Complete
STANISLAUS	TURLOCK UNIFIED	TURLOCK HIGH	Agriculture and Natural Resources	\$ 491,200.00	\$ -	\$ 485,200.00	\$ 6,000.00	\$ -	3,200	\$ 153.50	12/10/2008	100% Complete
STANISLAUS County Totals						\$ 3,867,252.00	\$ -	\$ 3,052,141.50	\$ 735,688.50	\$ 79,000.00		
SUTTER	LIVE OAK UNIFIED	LIVE OAK HIGH	Agriculture and Natural Resources	\$ 79,971.00	\$ -	\$ -	\$ 77,128.00	\$ -	5,000	\$ 15.99	12/10/2008	100% Complete
SUTTER	SUTTER UNION HIGH	SUTTER HIGH	Agriculture and Natural Resources	\$ 317,833.00	\$ -	\$ 237,500.00	\$ -	\$ 75,000.00	3,024	\$ 105.10	12/10/2008	100% Complete
SUTTER County Totals						\$ 397,804.00	\$ -	\$ 237,500.00	\$ 77,128.00	\$ 75,000.00		

ATTACHMENT M - PROPOSITION 1D CAREER TECHNICAL EDUCATION FACILITIES PROJECTS

YEARLY REPORT ON THE STATE GENERAL OBLIGATION BOND MEASURE FOR THE SCHOOL FACILITY PROGRAM - 2014

*Does not include Loan Amount. May reflect adjustment pursuant to Regulations Section 1859.193(a)(1).

County	District	School Name	Industry Sector	State Construction Funds*	Loan Amount	50 Percent Construction Costs	50 Percent Equipment Costs	50 Percent Site Development	Square Feet	State Funds Per Square Foot	Last SAB Date	Status
TULARE	CUTLER-OROSI JOINT UNIFIED	OROSI HIGH	Health Science and Medical Tech	\$ 217,929.00	\$ -	\$ 192,369.00	\$ 25,560.00	\$ -	1,774	\$ 122.85	12/10/2008	100% Complete
TULARE	LINDSAY UNIFIED	New High School	Building Trades and Construction	\$ 837,333.00	\$ -	\$ 929,448.00	\$ 46,125.00	\$ -	6,250	\$ 133.97	12/14/2011	100% Complete
TULARE	PORTERVILLE UNIFIED	HARMONY MAGNET ACADEMY	Engineering and Design	\$ 964,893.00	\$ -	\$ 1,435,397.00	\$ 65,176.00	\$ -	7,796	\$ 123.77	3/26/2008	100% Complete
TULARE	PORTERVILLE UNIFIED	PORTERVILLE HIGH	Agriculture and Natural Resources	\$ 70,311.00	\$ -	\$ 16,524.00	\$ 53,787.00	\$ -	2,200	\$ 31.96	12/10/2008	100% Complete
TULARE	TULARE JOINT UNION HIGH	MISSION OAK HIGH	Health Science and Medical Tech	\$ 277,392.00	\$ -	\$ 533,831.00	\$ 11,401.00	\$ -	1,536	\$ 180.59	3/26/2008	100% Complete
TULARE	TULARE JOINT UNION HIGH	TULARE WESTERN HIGH	Agriculture and Natural Resources	\$ 127,425.00	\$ -	\$ -	\$ 127,425.00	\$ -	5,978	\$ 21.32	1/26/2011	Funds Released
TULARE	VISALIA UNIFIED	EL DIAMANTE HIGH	Agriculture and Natural Resources	\$ 11,996.00	\$ -	\$ 11,996.00	\$ -	\$ -	5,353	\$ 2.24	3/26/2008	100% Complete
TULARE	VISALIA UNIFIED	EL DIAMANTE HIGH	Agriculture and Natural Resources	\$ 55,370.00	\$ -	\$ 55,370.00	\$ -	\$ -	7,450	\$ 7.43	12/10/2008	100% Complete
TULARE	VISALIA UNIFIED	GOLDEN WEST HIGH	Agriculture and Natural Resources	\$ 24,063.00	\$ -	\$ 24,063.00	\$ -	\$ -	80,000	\$ 0.30	3/26/2008	51% Complete
TULARE	VISALIA UNIFIED	MT. WHITNEY HIGH	Agriculture and Natural Resources	\$ 23,120.00	\$ -	\$ 23,120.00	\$ -	\$ -	2,670	\$ 8.66	3/26/2008	90% Complete
TULARE	VISALIA UNIFIED	MT. WHITNEY HIGH	Agriculture and Natural Resources	\$ 18,500.00	\$ -	\$ 18,500.00	\$ -	\$ -	9,000	\$ 2.06	12/10/2008	100% Complete
TULARE	VISALIA UNIFIED	REDWOOD HIGH	Agriculture and Natural Resources	\$ 12,929.00	\$ -	\$ 12,929.00	\$ -	\$ -	15,140	\$ 0.85	3/26/2008	87% Complete
TULARE County Totals				\$ 2,641,261.00	\$ -	\$ 3,253,547.00	\$ 329,474.00	\$ -				
VENTURA	OXNARD UNION HIGH	CAMARILLO (ADOLFO) HIGH	Agriculture and Natural Resources	\$ 55,245.00	\$ -	\$ 55,245.00	\$ -	\$ -	5,940	\$ 9.30	12/10/2008	100% Complete
VENTURA	OXNARD UNION HIGH	CHANNEL ISLANDS HIGH	Transportation	\$ 1,458,350.00	\$ -	\$ 1,111,785.00	\$ 158,550.00	\$ 104,545.00	5,360	\$ 272.08	12/10/2008	99% Complete
VENTURA	OXNARD UNION HIGH	HUENEME HIGH	Education, Child Dev, Family Serv	\$ 27,223.00	\$ -	\$ 5,250.00	\$ 21,973.00	\$ -	2,048	\$ 13.29	12/10/2008	100% Complete
VENTURA	OXNARD UNION HIGH	OXNARD HIGH	Hospitality, Tourism, Recreation	\$ 468,500.00	\$ -	\$ 393,500.00	\$ 75,000.00	\$ -	2,641	\$ 177.39	12/10/2008	99% Complete
VENTURA	OXNARD UNION HIGH	OXNARD HIGH	Building Trades and Construction	\$ 392,380.00	\$ -	\$ 392,380.00	\$ -	\$ -	1,291	\$ 304.17	12/10/2008	99% Complete
VENTURA	OXNARD UNION HIGH	PACIFICA HIGH	Hospitality, Tourism, Recreation	\$ 112,500.00	\$ -	\$ 112,500.00	\$ -	\$ -	550	\$ 204.55	12/10/2008	100% Complete
VENTURA	OXNARD UNION HIGH	RIO MESA HIGH	Hospitality, Tourism, Recreation	\$ 327,053.00	\$ -	\$ 316,713.00	\$ 48,270.00	\$ -	2,304	\$ 141.95	12/10/2008	100% Complete
VENTURA County Totals				\$ 2,841,251.00	\$ -	\$ 2,387,373.00	\$ 303,793.00	\$ 104,545.00				
YOLO	WOODLAND JOINT UNIFIED	PIONEER HIGH	Agriculture and Natural Resources	\$ 1,000,000.00	\$ -	\$ 900,000.00	\$ -	\$ 100,000.00	6,000	\$ 166.67	3/26/2008	100% Complete
YOLO County Totals				\$ 1,000,000.00	\$ -	\$ 900,000.00	\$ -	\$ 100,000.00				
Career Tech Grand Totals				\$ 409,513,706.04	\$ -	\$ 344,688,844.00	\$ 55,517,283.50	\$ 25,164,104.00				

ATTACHMENT N - PROPOSITION 1D OVERCROWDING RELIEF GRANT PROJECTS

YEARLY REPORT ON THE STATE GENERAL OBLIGATION BOND MEASURE FOR THE SCHOOL FACILITY PROGRAM - 2014

*State construction funds represent the State match for the project minus site acquisition funds.

**Does not include site acquisition funds or financial hardship funds.

***Includes multi-purpose rooms, administrative facilities, gymnasiums, and libraries. Information not available for projects apportioned prior to January 2007.

County	District	School Name	Grade	State Construction Funds*	State Site Acquisition Funds	Financial Hardship Funds	Classrooms	State Construction Funds per Classroom**	Proposed Acres	Site Funds Per Acre	Non-Classroom Facility Square Feet***	Last SAB Date	Status
ALAMEDA	EMERY UNIFIED	ANNA YATES ELEMENTARY	EL	\$ 472,167.00	\$ -	\$ -	7	\$ 67,452.43	-	-	-	6/25/2008	99% Complete
ALAMEDA	OAKLAND UNIFIED	CHABOT ELEMENTARY	EL	\$ 1,299,376.00	\$ -	\$ -	11	\$ 118,125.09	-	-	-	12/15/2010	100% Complete
ALAMEDA	OAKLAND UNIFIED	COX ELEMENTARY	EL	\$ 8,274,862.00	\$ -	\$ -	11	\$ 752,260.18	-	-	-	6/27/2012	Funds Released
ALAMEDA	OAKLAND UNIFIED	HIGHLAND ELEMENTARY	EL	\$ 3,911,926.00	\$ -	\$ -	7	\$ 558,846.57	-	-	-	6/27/2012	Funds Released
ALAMEDA	OAKLAND UNIFIED	JEFFERSON ELEMENTARY	EL	\$ 7,388,895.00	\$ -	\$ -	12	\$ 615,733.75	-	-	-	6/27/2012	Funds Released
ALAMEDA	OAKLAND UNIFIED	LA ESCUELITA ELEMENTARY	EL	\$ 10,923,371.00	\$ -	\$ -	9	\$ 1,213,707.89	1	\$ -	-	12/12/2012	Funds Released
ALAMEDA	OAKLAND UNIFIED	LINCOLN ELEMENTARY	EL	\$ 9,307,852.00	\$ -	\$ -	12	\$ 442,321.00	-	-	-	12/15/2010	95% Complete
ALAMEDA	OAKLAND UNIFIED	OAKLAND SENIOR HIGH	HI	\$ 3,756,747.00	\$ -	\$ -	6	\$ 626,124.50	-	-	-	6/27/2012	Funds Released
ALAMEDA	SAN LEANDRO UNIFIED	SAN LEANDRO HIGH	HI	\$ 7,625,474.00	\$ 1,367,600.00	\$ -	15	\$ 508,364.93	3	\$ 523,984.67	-	12/10/2008	100% Complete
ALAMEDA County Totals				\$ 48,960,460.00	\$ 1,367,600.00	\$ -							
CONTRA COSTA	PITTSBURG UNIFIED	PITTSBURG SENIOR HIGH	HI	\$ 4,512,452.00	\$ -	\$ -	10	\$ 451,245.20	-	-	-	12/15/2010	99% Complete
CONTRA COSTA	WEST CONTRA COSTA UNIFIED	DOVER ELEMENTARY	EL	\$ 3,250,080.00	\$ -	\$ -	-	\$ -	-	-	-	12/15/2010	95% Complete
CONTRA COSTA	WEST CONTRA COSTA UNIFIED	FORD ELEMENTARY	EL	\$ 3,842,402.00	\$ -	\$ -	-	\$ -	-	-	-	12/15/2010	98% Complete
CONTRA COSTA County Totals				\$ 11,604,934.00	\$ -	\$ -							
EL DORADO	LAKE TAHOE UNIFIED	BIJOU ELEMENTARY	EL	\$ 3,639,703.00	\$ -	\$ -	9	\$ 404,411.44	-	-	-	6/27/2012	Funds Released
EL DORADO	LAKE TAHOE UNIFIED	SOUTH TAHOE HIGH	HI	\$ 8,124,549.00	\$ -	\$ -	14	\$ 580,324.93	-	-	-	8/4/2010	100% Complete
EL DORADO	LAKE TAHOE UNIFIED	SOUTH TAHOE MIDDLE	MI	\$ 4,642,020.00	\$ -	\$ -	10	\$ 464,202.00	-	-	-	2/23/2011	99% Complete
EL DORADO County Totals				\$ 16,406,272.00	\$ -	\$ -							
FRESNO	FRESNO UNIFIED	AYNESWORTH ELEMENTARY	EL	\$ 2,283,963.00	\$ -	\$ -	8	\$ 285,495.38	-	-	-	12/12/2012	Funds Released
FRESNO	FRESNO UNIFIED	CENTENNIAL ELEMENTARY	EL	\$ 1,764,322.00	\$ -	\$ -	8	\$ 220,540.25	-	-	-	12/12/2012	Funds Released
FRESNO	FRESNO UNIFIED	EASTERBY ELEMENTARY	EL	\$ 1,741,838.00	\$ -	\$ -	6	\$ 290,306.33	-	-	-	12/12/2012	Funds Released
FRESNO	FRESNO UNIFIED	FRESNO HIGH	HI	\$ 8,919,740.00	\$ -	\$ -	18	\$ 495,541.11	-	-	-	12/12/2012	Funds Released
FRESNO	FRESNO UNIFIED	MAYFAIR ELEMENTARY	EL	\$ 1,783,872.00	\$ -	\$ -	8	\$ 222,984.00	-	-	-	2/23/2011	100% Complete
FRESNO	FRESNO UNIFIED	ROOSEVELT HIGH	HI	\$ 4,418,654.00	\$ -	\$ -	12	\$ 368,221.17	-	-	-	6/27/2012	Funds Released
FRESNO	FRESNO UNIFIED	ROWELL ELEMENTARY	EL	\$ 1,533,397.00	\$ -	\$ -	8	\$ 191,674.63	-	-	-	6/27/2012	Funds Released
FRESNO	FRESNO UNIFIED	WILSON ELEMENTARY	EL	\$ 1,645,342.00	\$ -	\$ -	8	\$ 205,667.75	-	-	-	12/14/2011	98% Complete
FRESNO	FRESNO UNIFIED	WINCHELL ELEMENTARY	EL	\$ 846,935.00	\$ -	\$ -	4	\$ 211,733.75	-	-	-	6/27/2012	Funds Released
FRESNO	FRESNO UNIFIED	WINCHELL ELEMENTARY	EL	\$ 2,110,240.00	\$ -	\$ -	8	\$ 263,780.00	-	-	-	6/27/2012	Funds Released
FRESNO County Totals				\$ 27,048,303.00	\$ -	\$ -							
LOS ANGELES	ALHAMBRA UNIFIED	ALHAMBRA HIGH	HI	\$ 5,410,730.00	\$ -	\$ -	10	\$ 541,073.00	-	-	-	12/10/2008	100% Complete
LOS ANGELES	ALHAMBRA UNIFIED	BALDWIN (MARTHA) ELEMENTARY	EL	\$ 3,294,554.00	\$ -	\$ -	12	\$ 274,546.17	-	-	-	12/15/2010	67% Complete
LOS ANGELES	ALHAMBRA UNIFIED	BRIGHTWOOD ELEMENTARY	EL	\$ 1,602,863.00	\$ -	\$ -	6	\$ 267,143.83	-	-	-	12/15/2010	99% Complete
LOS ANGELES	ALHAMBRA UNIFIED	CENTURY HIGH (CONT)	HI	\$ 2,575,154.00	\$ 527,305.00	\$ -	5	\$ 515,030.80	0	\$ 1,700,983.87	-	2/24/2010	99% Complete
LOS ANGELES	ALHAMBRA UNIFIED	GARFIELD ELEMENTARY	EL	\$ 4,216,593.00	\$ -	\$ -	10	\$ 421,659.30	-	-	-	12/15/2010	99% Complete
LOS ANGELES	ALHAMBRA UNIFIED	MARGUERITA ELEMENTARY	EL	\$ 3,227,695.00	\$ -	\$ -	9	\$ 358,632.78	-	-	-	12/15/2010	60% Complete
LOS ANGELES	ALHAMBRA UNIFIED	MARK KEPPEL HIGH	HI	\$ 9,678,082.00	\$ -	\$ -	22	\$ 439,912.82	-	-	-	12/10/2008	99% Complete
LOS ANGELES	ALHAMBRA UNIFIED	NORTHROP (WILLIAM) ELEMENTARY	EL	\$ 2,866,550.00	\$ -	\$ -	8	\$ 358,318.75	-	-	-	12/15/2010	99% Complete
LOS ANGELES	ARCADIA UNIFIED	ARCADIA HIGH	HI	\$ 2,757,089.00	\$ -	\$ -	5	\$ 551,417.80	-	-	-	12/15/2010	100% Complete
LOS ANGELES	CENTINELA VALLEY UNION HIGH	LEUZINGER HIGH	HI	\$ 21,339,258.00	\$ -	\$ -	44	\$ 484,983.14	-	-	-	2/23/2011	100% Complete
LOS ANGELES	EL MONTE UNION HIGH	ROSEMEAD HIGH	EL	\$ 4,919,420.00	\$ -	\$ -	15	\$ 327,961.33	-	-	-	6/27/2012	Funds Released
LOS ANGELES	GLENDALE UNIFIED	COLUMBUS ELEMENTARY	EL	\$ 6,811,844.00	\$ -	\$ -	14	\$ 486,560.29	-	-	-	2/24/2010	100% Complete
LOS ANGELES	GLENDALE UNIFIED	KEPPEL (MARK) ELEMENTARY	EL	\$ 4,322,173.00	\$ -	\$ -	13	\$ 332,474.85	-	-	-	3/20/2013	Funds Released
LOS ANGELES	GLENDALE UNIFIED	ROOSEVELT JUNIOR HIGH	MI	\$ 7,599,602.00	\$ -	\$ -	16	\$ 474,975.13	-	-	-	12/10/2008	99% Complete
LOS ANGELES	INGLEWOOD UNIFIED	HUDNALL (CLAUDE) ELEMENTARY	EL	\$ 3,357,695.00	\$ -	\$ -	8	\$ 419,711.88	-	-	-	8/4/2010	99% Complete
LOS ANGELES	INGLEWOOD UNIFIED	PAYNE (BUELAH) ELEMENTARY	EL	\$ 5,542,025.00	\$ 1,069,525.00	\$ -	14	\$ 395,858.93	1	\$ 1,465,102.74	-	12/14/2011	Funds Released
LOS ANGELES	LENNOX ELEMENTARY	JEFFERSON ELEMENTARY	EL	\$ 10,472,391.00	\$ 23,834,428.00	\$ 34,200,146.00	34	\$ 308,011.50	6	\$ 3,718,319.50	-	8/4/2010	Funds Released
LOS ANGELES	LOS ANGELES UNIFIED	135TH STREET ELEMENTARY	EL	\$ 5,736,527.00	\$ -	\$ -	14	\$ 409,751.93	-	-	-	12/12/2012	Funds Released
LOS ANGELES	LOS ANGELES UNIFIED	BURBANK (LUTHER) JUNIOR HIGH	MI	\$ 9,491,253.00	\$ -	\$ -	17	\$ 558,309.00	-	-	-	12/15/2010	90% Complete
LOS ANGELES	LOS ANGELES UNIFIED	CENTRAL LOS ANGELES HIGH SCHOOL #12	HI	\$ 3,850,213.00	\$ -	\$ -	5	\$ 770,042.60	-	-	-	5/22/2013	Apportioned
LOS ANGELES	LOS ANGELES UNIFIED	CENTRAL REGION ELEMENTARY #19	EL	\$ 22,620,859.00	\$ 2,927,382.00	\$ -	44	\$ 514,105.89	3	\$ 929,327.62	-	6/25/2008	99% Complete
LOS ANGELES	LOS ANGELES UNIFIED	DORSEY (SUSAN MILLER) HIGH	HI	\$ 12,237,261.00	\$ 102,702.00	\$ -	21	\$ 582,726.71	-	-	-	12/12/2012	Funds Released
LOS ANGELES	LOS ANGELES UNIFIED	EAST LOS ANGELES STAR HIGH SCHOOL ACADEMY	HI	\$ 16,265,966.00	\$ 4,821,496.00	\$ -	26	\$ 625,614.08	5	\$ 968,187.89	19,282	12/15/2010	41% Complete
LOS ANGELES	LOS ANGELES UNIFIED	LIGGETT STREET ELEMENTARY	EL	\$ 2,809,349.00	\$ -	\$ -	8	\$ 351,168.63	-	-	-	6/27/2012	Funds Released
LOS ANGELES	LOS ANGELES UNIFIED	MIDDLE COLLEGE HIGH	HI	\$ 9,561,305.00	\$ 104,342.00	\$ -	13	\$ 735,485.00	-	-	-	6/27/2012	Funds Released
LOS ANGELES	LOS ANGELES UNIFIED	NINTH STREET ELEMENTARY	EL	\$ 10,622,116.00	\$ 2,022,366.00	\$ -	18	\$ 590,117.56	0	\$ 5,465,854.05	-	6/27/2012	Funds Released
LOS ANGELES	LOS ANGELES UNIFIED	NINTH STREET ELEMENTARY	MI	\$ 7,411,430.00	\$ -	\$ -	15	\$ 494,095.33	-	-	-	12/12/2012	Funds Released
LOS ANGELES	LOS ANGELES UNIFIED	VALLEY REGION UNIFIED	MI	\$ 13,501,039.00	\$ 2,447,904.00	\$ -	41	\$ 329,292.63	6	\$ 380,700.47	28,574	12/15/2010	98% Complete
LOS ANGELES	LOS ANGELES UNIFIED	VALLEY REGION MIDDLE SCHOOL #3	MI	\$ 7,228,974.00	\$ -	\$ -	23	\$ 313,042.35	-	-	-	12/15/2010	98% Complete
LOS ANGELES	MONTEBELLO UNIFIED	GREENWOOD ELEMENTARY	EL	\$ 1,029,973.00	\$ -	\$ -	8	\$ 128,746.63	-	-	-	6/25/2008	99% Complete
LOS ANGELES	MONTEBELLO UNIFIED	JOSEPH GASCON ES (FORMERLY EASTMONT ES)	EL	\$ 6,192,803.00	\$ -	\$ -	23	\$ 269,252.30	-	-	-	2/24/2010	100% Complete
LOS ANGELES	MONTEBELLO UNIFIED	MONTEBELLO HIGH	HI	\$ 11,695,948.00	\$ -	\$ -	26	\$ 449,844.15	-	-	-	6/25/2008	100% Complete
LOS ANGELES	MONTEBELLO UNIFIED	WASHINGTON ELEMENTARY	EL	\$ 4,871,953.00	\$ -	\$ -	11	\$ 442,904.82	-	-	-	12/12/2012	Funds Released
LOS ANGELES	MONTEBELLO UNIFIED	WINTER GARDENS ELEMENTARY	EL	\$ 1,099,931.00	\$ -	\$ -	8	\$ 137,491.38	-	-	-	6/27/2012	98% Complete
LOS ANGELES	PARAMOUNT UNIFIED	KEPPEL (MARK) ELEMENTARY	EL	\$ 4,554,189.00	\$ -	\$ -	13	\$ 350,322.23	-	-	-	8/4/2010	98% Complete
LOS ANGELES	PARAMOUNT UNIFIED	PARAMOUNT HIGH	HI	\$ 7,802,714.00	\$ -	\$ -	16	\$ 487,669.63	-	-	-	8/4/2010	98% Complete
LOS ANGELES	ROWLAND UNIFIED	OSWALT (STANLEY G.) ELEMENTARY	EL	\$ 1,559,542.00	\$ -	\$ -	5	\$ 311,908.40	-	-	-	12/14/2011	90% Complete
LOS ANGELES County Totals				\$ 261,236,863.00	\$ 37,857,450.00	\$ 34,200,146.00							
ORANGE	SADDLEBACK VALLEY UNIFIED	TRABUCO MESA ELEMENTARY	EL	\$ 1,550,593.00	\$ -	\$ -	6	\$ 258,432.17	-	-	-	6/27/2012	Funds Released
ORANGE	SANTA ANA UNIFIED	CENTURY HIGH	EL	\$ 18,895,737.00	\$ -	\$ -	40	\$ 472,393.43	-	-	-	8/4/2010	54% Complete
ORANGE	SANTA ANA UNIFIED	DAVIS (WALLACE) ELEMENTARY	EL	\$ 4,176,765.00	\$ -	\$ -	12	\$ 348,063.75	-	-	-	12/15/2010	61% Complete

ATTACHMENT N - PROPOSITION 1D OVERCROWDING RELIEF GRANT PROJECTS

YEARLY REPORT ON THE STATE GENERAL OBLIGATION BOND MEASURE FOR THE SCHOOL FACILITY PROGRAM - 2014

*State construction funds represent the State match for the project minus site acquisition funds.

**Does not include site acquisition funds or financial hardship funds.

***Includes multi-purpose rooms, administrative facilities, gymnasiums, and libraries. Information not available for projects apportioned prior to January 2007.

County	District	School Name	Grade	State Construction Funds*	State Site Acquisition Funds	Financial Hardship Funds	Classrooms	State Construction Funds per Classroom**	Proposed Acres	Site Funds Per Acre	Non-Classroom Facility Square Feet***	Last SAB Date	Status
ORANGE	SANTA ANA UNIFIED	EDISON ELEMENTARY	EL	\$ 8,830,629.00	\$ -	\$ -	23	\$ 383,940.39	-	-	-	12/15/2010	43% Complete
ORANGE	SANTA ANA UNIFIED	GARFIELD (ANNEX) ELEMENTARY	EL	\$ 4,931,195.00	\$ -	\$ -	12	\$ 410,932.92	-	-	-	6/27/2012	Funds Released
ORANGE	SANTA ANA UNIFIED	HENINGER (MARTIN R.) ELEMENTARY	EL	\$ 6,441,947.00	\$ -	\$ -	18	\$ 357,885.94	-	-	-	8/4/2010	77% Complete
ORANGE	SANTA ANA UNIFIED	SANTA ANA HIGH	HI	\$ 14,477,063.00	\$ -	\$ -	29	\$ 499,209.07	-	-	-	8/4/2010	62% Complete
ORANGE	SANTA ANA UNIFIED	SIERRA INTERMEDIATE	MI	\$ 10,990,020.00	\$ -	\$ -	29	\$ 378,966.21	-	-	-	8/4/2010	50% Complete
ORANGE	SANTA ANA UNIFIED	SPURGEON INTERMEDIATE	MI	\$ 6,143,417.00	\$ -	\$ -	16	\$ 383,963.56	-	-	-	8/4/2010	86% Complete
ORANGE County Totals				\$ 76,437,366.00	\$ -	\$ -							
RIVERSIDE	CORONA-NORCO UNIFIED	CENTENNIAL HIGH	HI	\$ 8,388,166.00	\$ -	\$ -	18	\$ 466,009.22	-	-	-	8/4/2010	95% Complete
RIVERSIDE	RIVERSIDE UNIFIED	PACHAPPA ELEMENTARY	EL	\$ 4,454,548.00	\$ -	\$ -	10	\$ 445,454.80	-	-	-	12/15/2010	99% Complete
RIVERSIDE County Totals				\$ 12,842,714.00	\$ -	\$ -							
SACRAMENTO	SACRAMENTO CITY UNIFIED	THE MET	HI	\$ 731,519.00	\$ -	\$ -	3	\$ 243,839.67	-	-	-	12/14/2011	Funds Released
SACRAMENTO County Totals				\$ 731,519.00	\$ -	\$ -							
SAN BERNARDI	CHAFFEY JOINT UNION HIGH	MONTCLAIR HIGH	HI	\$ 14,424,510.00	\$ -	\$ -	28	\$ 515,161.07	-	-	-	6/27/2012	Funds Released
SAN BERNARDI	COLTON JOINT UNIFIED	COLTON HIGH	HI	\$ 9,569,508.00	\$ -	\$ -	21	\$ 455,690.86	-	-	-	12/15/2010	100% Complete
SAN BERNARDI	FONTANA UNIFIED	CITRUS HIGH (CONT.)	HI	\$ 2,124,613.00	\$ 765,880.00	\$ -	5	\$ 424,922.60	18	\$ 42,643.65	-	12/14/2011	96% Complete
SAN BERNARDI	FONTANA UNIFIED	JURUPA HILLS HIGH	HI	\$ 16,759,481.00	\$ 187,751.00	\$ -	30	\$ 558,649.37	45	\$ 4,215.33	43,287	12/15/2010	98% Complete
SAN BERNARDI	RIALTO UNIFIED	RIALTO MIDDLE	MI	\$ 1,555,908.00	\$ -	\$ -	8	\$ 259,301.50	-	-	-	12/14/2011	89% Complete
SAN BERNARDI	SAN BERNARDINO CITY UNIFIED	LANKERSHIM ELEMENTARY	EL	\$ 2,724,796.00	\$ -	\$ -	10	\$ 272,479.60	-	-	-	5/22/2013	Apportioned
SAN BERNARDI	SAN BERNARDINO CITY UNIFIED	LINCOLN ELEMENTARY	EL	\$ 3,251,125.00	\$ -	\$ -	9	\$ 361,236.11	-	-	-	6/27/2012	Funds Released
SAN BERNARDI	SAN BERNARDINO CITY UNIFIED	LYTLE CREEK ELEMENTARY	EL	\$ 3,398,624.00	\$ -	\$ -	10	\$ 339,862.40	-	-	-	5/22/2013	Apportioned
SAN BERNARDI	SAN BERNARDINO CITY UNIFIED	MIDDLE COLLEGE HIGH	HI	\$ 10,264,358.00	\$ -	\$ 10,067,596.00	15	\$ 684,290.53	5	\$ -	17,982	2/24/2010	60% Complete
SAN BERNARDI	SAN BERNARDINO CITY UNIFIED	MUSCOY ELEMENTARY	EL	\$ 3,524,197.00	\$ -	\$ -	10	\$ 352,419.70	-	-	-	6/27/2012	Funds Released
SAN BERNARDI	SAN BERNARDINO CITY UNIFIED	VERMONT ELEMENTARY	EL	\$ 4,115,897.00	\$ -	\$ -	11	\$ 374,172.45	-	-	-	6/27/2012	Funds Released
SAN BERNARDI	SAN BERNARDINO CITY UNIFIED	WILSON ELEMENTARY	EL	\$ 3,212,832.00	\$ -	\$ -	9	\$ 356,981.33	-	-	-	5/22/2013	Apportioned
SAN BERNARDINO County Totals				\$ 74,925,750.00	\$ 953,631.00	\$ 10,067,596.00							
SAN DIEGO	RANCHO SANTA FE ELEMENTARY	R. ROGER ROWE ELEMENTARY	EL	\$ 1,716,774.00	\$ -	\$ -	5	\$ 343,354.80	-	-	-	12/15/2010	100% Complete
SAN DIEGO	RANCHO SANTA FE ELEMENTARY	R. ROGER ROWE MIDDLE	MI	\$ 982,714.00	\$ -	\$ -	2	\$ 491,357.00	-	-	-	12/15/2010	100% Complete
SAN DIEGO	SAN DIEGO UNIFIED	ENCANTO ELEMENTARY	EL	\$ 1,270,837.00	\$ -	\$ -	10	\$ 127,083.70	-	-	-	6/27/2012	Funds Released
SAN DIEGO	SAN DIEGO UNIFIED	EUCLID ELEMENTARY	EL	\$ 2,263,711.00	\$ -	\$ -	16	\$ 141,481.94	-	-	-	6/27/2012	Funds Released
SAN DIEGO	SAN DIEGO UNIFIED	HOOVER SENIOR HIGH	HI	\$ 9,574,453.00	\$ -	\$ -	20	\$ 478,722.65	-	-	-	8/4/2010	100% Complete
SAN DIEGO	SAN DIEGO UNIFIED	LANGUAGE ACADEMY	EL	\$ 4,734,581.00	\$ -	\$ -	16	\$ 295,911.31	-	-	-	6/27/2012	Funds Released
SAN DIEGO	SAN DIEGO UNIFIED	POINT LOMA SENIOR HIGH	HI	\$ 4,044,664.00	\$ -	\$ -	8	\$ 505,583.00	-	-	-	8/4/2010	99% Complete
SAN DIEGO	SAN DIEGO UNIFIED	SAN DIEGO HIGH SCHOOL ED COMPLEX	HI	\$ 8,324,629.00	\$ -	\$ -	15	\$ 554,975.27	-	-	-	8/4/2010	89% Complete
SAN DIEGO	SAN DIEGO UNIFIED	ZAMORANO (AGUSTIN VINCENTE)	EL	\$ 2,402,471.00	\$ -	\$ -	19	\$ 126,445.84	-	-	-	6/27/2012	Funds Released
SAN DIEGO	SWEETWATER UNION HIGH	HILLTOP SENIOR HIGH	HI	\$ 5,021,253.00	\$ -	\$ -	11	\$ 456,477.55	-	-	-	12/15/2010	99% Complete
SAN DIEGO	SWEETWATER UNION HIGH	NATIONAL CITY JUNIOR HIGH	MI	\$ 349,377.00	\$ -	\$ -	1	\$ 349,377.00	-	-	-	12/15/2010	99% Complete
SAN DIEGO	SWEETWATER UNION HIGH	SOUTHWEST JUNIOR HIGH	MI	\$ 312,027.00	\$ -	\$ -	1	\$ 312,027.00	-	-	-	2/23/2011	99% Complete
SAN DIEGO	SWEETWATER UNION HIGH	SOUTHWEST SENIOR HIGH	HI	\$ 6,397,263.00	\$ -	\$ -	18	\$ 355,403.50	-	-	-	12/15/2010	99% Complete
SAN DIEGO	SWEETWATER UNION HIGH	SWEETWATER UNION HIGH	HI	\$ 5,235,788.00	\$ -	\$ -	10	\$ 523,578.80	-	-	-	2/23/2011	99% Complete
SAN DIEGO County Totals				\$ 52,630,542.00	\$ -	\$ -							
SANTA CLARA	LUTHER BURBANK ELEMENTARY	LUTHER BURBANK ELEMENTARY	EL	\$ 2,062,355.00	\$ -	\$ -	5	\$ 412,471.00	-	-	-	12/10/2008	100% Complete
SANTA CLARA	SAN JOSE UNIFIED	TRACE (MERRITT) ELEMENTARY	EL	\$ 4,158,343.00	\$ -	\$ -	10	\$ 415,834.30	-	-	-	12/10/2008	100% Complete
SANTA CLARA County Totals				\$ 6,220,698.00	\$ -	\$ -							
STANISLAUS	MODESTO CITY HIGH	JOSEPH A. GREGORI HIGH	HI	\$ 980,100.00	\$ -	\$ -	3	\$ 326,700.00	-	-	-	6/25/2008	100% Complete
STANISLAUS County Totals				\$ 980,100.00	\$ -	\$ -							
VENTURA	OXNARD ELEMENTARY	JUAN LAGUNAS SORIA ELEMENTARY	EL	\$ 7,630,665.00	\$ 305,651.00	\$ -	21	\$ 363,365.00	8	\$ 38,592.30	-	12/15/2010	100% Complete
VENTURA County Totals				\$ 7,630,665.00	\$ 305,651.00	\$ -							
Overcrowding Relief Grant Grand Totals				\$ 597,656,186.00	\$ 40,484,332.00	\$ 44,267,742.00							

ATTACHMENT O - PROPOSITION 55 UNFUNDED SUMMARY

YEARLY REPORT ON THE STATE GENERAL OBLIGATION BOND MEASURE FOR THE SCHOOL FACILITY PROGRAM - 2014

*State construction funds represent the State match for the project minus site acquisition unfunded approvals.

**Some Charter Schools project values are based on the preliminary unfunded approvals.

***Includes projects that received a Design Only unfunded approval.

****Does not include site acquisition or financial hardship unfunded approvals.

TYPE	TOTAL STATE APPORTIONMENT	PROJECTS** *	STATE CONSTRUCTION FUNDS*	STATE SITE ACQUISITION FUNDS	FINANCIAL HARDSHIP	AVERAGE CONSTRUCTION FUNDS PER PROJECT***	CLASSROOM MS	STATE SHARE FUNDS PER CLASSROOM* ***	ACRES ACQUIRED	STATE SITE FUNDS PER ACRE
Totals	-	-	-	-	-	-	-	-	-	-
Calaveras										
New Construction	1,185,773	1	1,185,773	-	-	1,185,773	3	395,258	-	-
Modernization	-	-	-	-	-	-	-	-	-	-
Charter Schools **	-	-	-	-	-	-	-	-	-	-
Joint-Use	-	-	-	-	-	-	-	-	-	-
Critically Overcrowded Schools	-	-	-	-	-	-	-	-	-	-
Totals	1,185,773	1	1,185,773	-	-	1,185,773	3	395,258	-	-
Colusa										
New Construction	-	-	-	-	-	-	-	-	-	-
Modernization	-	-	-	-	-	-	-	-	-	-
Charter Schools **	-	-	-	-	-	-	-	-	-	-
Joint-Use	-	-	-	-	-	-	-	-	-	-
Critically Overcrowded Schools	-	-	-	-	-	-	-	-	-	-
Totals	-	-	-	-	-	-	-	-	-	-
Contra Costa										
New Construction	435,450	1	435,450	-	-	435,450	-	-	-	-
Modernization	-	-	-	-	-	-	-	-	-	-
Charter Schools **	-	-	-	-	-	-	-	-	-	-
Joint-Use	-	-	-	-	-	-	-	-	-	-
Critically Overcrowded Schools	-	-	-	-	-	-	-	-	-	-
Totals	435,450	1	435,450	-	-	435,450	-	-	-	-
Del Norte										
New Construction	-	-	-	-	-	-	-	-	-	-
Modernization	-	-	-	-	-	-	-	-	-	-
Charter Schools **	-	-	-	-	-	-	-	-	-	-
Joint-Use	-	-	-	-	-	-	-	-	-	-
Critically Overcrowded Schools	-	-	-	-	-	-	-	-	-	-
Totals	-	-	-	-	-	-	-	-	-	-
El Dorado										
New Construction	-	-	-	-	-	-	-	-	-	-
Modernization	-	-	-	-	-	-	-	-	-	-
Charter Schools **	8,488,908	1	8,718,885	(229,977)	-	8,718,885	14	622,778	8.00	(28,747)
Joint-Use	-	-	-	-	-	-	-	-	-	-
Critically Overcrowded Schools	-	-	-	-	-	-	-	-	-	-
Totals	8,488,908	1	8,718,885	(229,977)	-	8,718,885	14	622,778	8.00	(28,747)

ATTACHMENT O - PROPOSITION 55 UNFUNDED SUMMARY

YEARLY REPORT ON THE STATE GENERAL OBLIGATION BOND MEASURE FOR THE SCHOOL FACILITY PROGRAM - 2014

*State construction funds represent the State match for the project minus site acquisition unfunded approvals.

**Some Charter Schools project values are based on the preliminary unfunded approvals.

***Includes projects that received a Design Only unfunded approval.

****Does not include site acquisition or financial hardship unfunded approvals.

TYPE	TOTAL STATE APPORTIONMENT	PROJECTS** *	STATE CONSTRUCTION FUNDS*	STATE SITE ACQUISITION FUNDS	FINANCIAL HARDSHIP	AVERAGE CONSTRUCTION FUNDS PER PROJECT***	CLASSROOM MS	STATE SHARE FUNDS PER CLASSROOM* ***	ACRES ACQUIRED	STATE SITE FUNDS PER ACRE
Totals	7,023,344	4	4,341,600	-	2,681,744	1,085,400	18	241,200	-	-
Sierra										
New Construction	-	-	-	-	-	-	-	-	-	-
Modernization	-	-	-	-	-	-	-	-	-	-
Charter Schools **	-	-	-	-	-	-	-	-	-	-
Joint-Use	-	-	-	-	-	-	-	-	-	-
Critically Overcrowded Schools	-	-	-	-	-	-	-	-	-	-
Totals	-	-	-	-	-	-	-	-	-	-
Siskiyou										
New Construction	-	-	-	-	-	-	-	-	-	-
Modernization	-	-	-	-	-	-	-	-	-	-
Charter Schools **	-	-	-	-	-	-	-	-	-	-
Joint-Use	-	-	-	-	-	-	-	-	-	-
Critically Overcrowded Schools	-	-	-	-	-	-	-	-	-	-
Totals	-	-	-	-	-	-	-	-	-	-
Solano										
New Construction	-	-	-	-	-	-	-	-	-	-
Modernization	-	-	-	-	-	-	-	-	-	-
Charter Schools **	-	-	-	-	-	-	-	-	-	-
Joint-Use	-	-	-	-	-	-	-	-	-	-
Critically Overcrowded Schools	-	-	-	-	-	-	-	-	-	-
Totals	-	-	-	-	-	-	-	-	-	-
Sonoma										
New Construction	-	-	-	-	-	-	-	-	-	-
Modernization	-	-	-	-	-	-	-	-	-	-
Charter Schools **	-	-	-	-	-	-	-	-	-	-
Joint-Use	-	-	-	-	-	-	-	-	-	-
Critically Overcrowded Schools	-	-	-	-	-	-	-	-	-	-
Totals	-	-	-	-	-	-	-	-	-	-
Stanislaus										
New Construction	14,184,889	11	10,848,225	17,241	3,319,423	986,202	84	129,146	35.40	487
Modernization	-	-	-	-	-	-	-	-	-	-
Charter Schools **	-	-	-	-	-	-	-	-	-	-
Joint-Use	-	-	-	-	-	-	-	-	-	-
Critically Overcrowded Schools	-	-	-	-	-	-	-	-	-	-
Totals	14,184,889	11	10,848,225	17,241	3,319,423	986,202	84	129,146	35.40	487

ATTACHMENT O - PROPOSITION 55 UNFUNDED SUMMARY

YEARLY REPORT ON THE STATE GENERAL OBLIGATION BOND MEASURE FOR THE SCHOOL FACILITY PROGRAM - 2014

*State construction funds represent the State match for the project minus site acquisition unfunded approvals.

**Some Charter Schools project values are based on the preliminary unfunded approvals.

***Includes projects that received a Design Only unfunded approval.

****Does not include site acquisition or financial hardship unfunded approvals.

TYPE	TOTAL STATE APPORTIONMENT	PROJECTS** *	STATE CONSTRUCTION FUNDS*	STATE SITE ACQUISITION FUNDS	FINANCIAL HARDSHIP	AVERAGE CONSTRUCTION FUNDS PER PROJECT***	CLASSROOM MS	STATE SHARE FUNDS PER CLASSROOM* ***	ACRES ACQUIRED	STATE SITE FUNDS PER ACRE
Ventura										
New Construction	-	-	-	-	-	-	-	-	-	-
Modernization	-	-	-	-	-	-	-	-	-	-
Charter Schools **	-	-	-	-	-	-	-	-	-	-
Joint-Use	-	-	-	-	-	-	-	-	-	-
Critically Overcrowded Schools	-	-	-	-	-	-	-	-	-	-
Totals	-	-	-	-	-	-	-	-	-	-
Yolo										
New Construction	-	-	-	-	-	-	-	-	-	-
Modernization	-	-	-	-	-	-	-	-	-	-
Charter Schools **	-	-	-	-	-	-	-	-	-	-
Joint-Use	-	-	-	-	-	-	-	-	-	-
Critically Overcrowded Schools	-	-	-	-	-	-	-	-	-	-
Totals	-	-	-	-	-	-	-	-	-	-
Yuba										
New Construction	6,641,389	2	6,515,192	126,197	-	3,257,596	24	271,466	-	-
Modernization	-	-	-	-	-	-	-	-	-	-
Charter Schools **	-	-	-	-	-	-	-	-	-	-
Joint-Use	-	-	-	-	-	-	-	-	-	-
Critically Overcrowded Schools	-	-	-	-	-	-	-	-	-	-
Totals	6,641,389	2	6,515,192	126,197	-	3,257,596	24	271,466	-	-

**ATTACHMENT P - PROPOSITION 55 UNFUNDED NEW CONSTRUCTION PROJECTS
YEARLY REPORT ON THE STATE GENERAL OBLIGATION BOND MEASURE FOR THE SCHOOL FACILITY PROGRAM - 2014**

*State construction funds represent the State match for the project minus site acquisition unfunded approvals.

**Does not include site acquisition or financial hardship unfunded approvals.

***Include multi-purpose rooms, administrative facilities, gymnasiums, and libraries.

County	District	School Name	Grade	State Construction Funds*	State Site Acquisition Funds	Financial Hardship Funds	Classrooms	State Construction Funds per Classroom**	Proposed Acres	Site Funds Per Acre	Non-Classroom Facility Square Footage***	Last SAB Date	Status
ALAMEDA	LIVERMORE VALLEY JOIN	GRANADA HIGH	HI	\$ 10,018.00	\$ -	\$ -	14	\$ 715.57	-		-	7/25/2012	100% Complete
ALAMEDA County Totals				\$ 10,018.00	\$ -	\$ -							
CALAVERAS	CALAVERAS UNIFIED	CALAVERAS HIGH	HI	\$ 1,185,773.00	\$ -	\$ -	3	\$ 395,257.67	-		-	3/20/2013	Apportioned
CALAVERAS County Totals				\$ 1,185,773.00	\$ -	\$ -							
CONTRA COSTA	JOHN SWETT UNIFIED	JOHN SWETT HIGH	HI	\$ 435,450.00	\$ -	\$ -	-	\$ -	-		-	3/23/2011	Apportioned
CONTRA COSTA County Totals				\$ 435,450.00	\$ -	\$ -							
FRESNO	FRESNO UNIFIED	YOKOMI ELEMENTARY	EL	\$ -	\$ 46,953.00	\$ -	36	\$ -	6.63	\$ 7,081.90	-	3/28/2012	100% Complete
FRESNO	WASHINGTON UNIFIED	AMERICAN UNION ELEMENTARY	EL	\$ -	\$ -	\$ 1,232,004.00	3	\$ -	-	-	-	5/22/2013	Apportioned
FRESNO County Totals				\$ -	\$ 46,953.00	\$ 1,232,004.00							
LOS ANGELES	CENTINELA VALLEY UNIFIED	HAWTHORNE HIGH	HI	\$ 4,534,256.00	\$ -	\$ -	10	\$ 453,425.60	-		-	6/26/2013	Apportioned
LOS ANGELES	EASTSIDE UNION	ELEMENTARY #5	EL	\$ 11,911,638.00	\$ (815,024.00)	\$ 11,096,614.00	46	\$ 258,948.65	15.60	\$ (52,245.13)	21,276	8/25/2010	50% Complete
LOS ANGELES	LOS ANGELES UNIFIED	CENTRAL LOS ANGELES MIDDLE SCHOOL	MI	\$ -	\$ 239,977.00	\$ -	30	\$ -	2.49	\$ 96,376.31	36,008	10/24/2012	98% Complete
LOS ANGELES County Totals				\$ 16,445,894.00	\$ (575,047.00)	\$ 11,096,614.00							
MERCED	MERCED COUNTY OFFICE	NEW SPECIAL EDUCATION FACILITY	EL	\$ 2,119,608.00	\$ -	\$ 2,119,608.00	5	\$ 423,921.60	2.50	\$ -	501	1/27/2010	72% Complete
MERCED	MERCED COUNTY OFFICE	RANCHERO NEW	EL	\$ 972,644.00	\$ -	\$ 972,644.00	3	\$ 324,214.67	-		324	5/22/2013	48% Complete
MERCED County Totals				\$ 3,092,252.00	\$ -	\$ 3,092,252.00							
MONTEREY	ALISAL UNION	MONTE BELLA ELEMENTARY	EL	\$ 8,855,069.00	\$ 4,000.00	\$ 8,859,069.00	36	\$ 245,974.14	13.48	\$ 296.74	13,519	9/23/2009	20% Complete
MONTEREY	MONTEREY COUNTY OFFICE	BOLSA KNOLLS MIDDLE SCHOOL SPECIA	MI	\$ 105,279.00	\$ -	\$ 105,279.00	4	\$ 26,319.75	-		-	3/28/2012	98% Complete
MONTEREY County Totals				\$ 8,960,348.00	\$ 4,000.00	\$ 8,964,348.00							
ORANGE	IRVINE UNIFIED	STONEGATE ELEMENTARY	EL	\$ 715,650.00	\$ -	\$ -	3	\$ 238,550.00	-		-	3/20/2013	Apportioned
ORANGE County Totals				\$ 715,650.00	\$ -	\$ -							
PLACER	DRY CREEK JOINT ELEMENTARY	CREEKVIEW RANCH MIDDLE	MI	\$ 1,120,105.00	\$ -	\$ -	4	\$ 280,026.25	-		-	8/4/2010	Apportioned
PLACER County Totals				\$ 1,120,105.00	\$ -	\$ -							
RIVERSIDE	CORONA-NORCO UNIFIED	YORBA ELEMENTARY SCHOOL	EL	\$ 3,969,749.00	\$ 445,281.00	\$ -	36	\$ 110,270.81	10.00	\$ 44,528.10	20,983	3/20/2013	Apportioned
RIVERSIDE	LAKE ELSINORE UNIFIED	LUISENO ELEMENTARY	EL	\$ 4,219,068.00	\$ 2,575.00	\$ -	21	\$ 200,908.00	-		-	9/19/2012	Apportioned
RIVERSIDE	LAKE ELSINORE UNIFIED	TUSCANY HILLS ELEMENTARY	EL	\$ 2,884,346.00	\$ 750.00	\$ -	10	\$ 288,434.60	-		-	9/19/2012	Apportioned
RIVERSIDE	RIVERSIDE UNIFIED	FRANK AUGUSTUS MILLER MIDDLE	MI	\$ 2,302,438.00	\$ -	\$ -	10	\$ 230,243.80	-		-	6/26/2013	Apportioned
RIVERSIDE County Totals				\$ 13,375,601.00	\$ 448,606.00	\$ -							
SACRAMENTO	SACRAMENTO CITY UNIFIED	LUTHER BURBANK HIGH	HI	\$ 993,104.00	\$ 3,403.00	\$ -	2	\$ 496,562.00	-		-	9/19/2012	Apportioned
SACRAMENTO County Totals				\$ 993,104.00	\$ 3,403.00	\$ -							
SAN BERNARDINO	SAN BERNARDINO COUNTY	DOLLAHAN (HELEN L.) ELEMENTARY	EL	\$ 189,533.00	\$ -	\$ 189,533.00	4	\$ 47,383.25	-		-	8/26/2009	Apportioned
SAN BERNARDINO	SAN BERNARDINO COUNTY	HIGHLAND CS #2	HI	\$ 2,177,509.00	\$ -	\$ 2,177,509.00	4	\$ 544,377.25	4.80	\$ -	2,178	8/26/2009	40% Complete
SAN BERNARDINO	SAN BERNARDINO COUNTY	SNOWLINE YOUNG ADULT CENTER	HI	\$ 1,404,885.50	\$ -	\$ 1,404,885.50	4	\$ 351,221.38	2.83	\$ -	525	8/26/2009	40% Complete
SAN BERNARDINO	SAN BERNARDINO COUNTY	Yucca Valley CDS	HI	\$ 3,438,514.00	\$ 76.00	\$ 2,828,287.00	6	\$ 573,085.67	5.00	\$ 15.20	6,879	9/19/2012	45% Complete
SAN BERNARDINO	VICTOR VALLEY UNION HIGH	SILVERADO HIGH	HI	\$ 4,062,391.00	\$ -	\$ -	7	\$ 580,341.57	-		-	8/22/2012	Apportioned
SAN BERNARDINO County Totals				\$ 11,272,832.50	\$ 76.00	\$ 6,600,214.50							
SAN DIEGO	GROSSMONT UNION HIGH	HIGH SCHOOL #12	HI	\$ -	\$ 8,080,417.00	\$ -	32	\$ -	28.10	\$ 287,559.32	-	5/22/2013	Apportioned
SAN DIEGO	SAN DIEGO UNIFIED	JONAS SALK ELEMENTARY	HI	\$ 16,843,456.00	\$ 2,345,533.00	\$ -	32	\$ 526,358.00	6.64	\$ 353,242.92	-	12/12/2012	Apportioned
SAN DIEGO County Totals				\$ 16,843,456.00	\$ 10,425,950.00	\$ -							
SANTA CLARA	SANTA CLARA COUNTY	BOEGER (AUGUST) MIDDLE	EL	\$ 3,943,948.50	\$ -	\$ 3,843,789.50	8	\$ 492,993.56	-		-	9/19/2012	96% Complete
SANTA CLARA	SANTA CLARA COUNTY	DANIEL LAIRON ELEMENTARY	EL	\$ 3,164,156.50	\$ -	\$ 3,071,160.50	8	\$ 395,519.56	1.84	\$ -	-	11/3/2010	25% Complete
SANTA CLARA County Totals				\$ 7,108,105.00	\$ -	\$ 6,914,950.00							
SHASTA	GRANT ELEMENTARY	GRANT ELEMENTARY	EL	\$ 236,778.50	\$ -	\$ 236,778.50	5	\$ 47,355.70	-		-	12/15/2010	1% Complete

ATTACHMENT P - PROPOSITION 55 UNFUNDED NEW CONSTRUCTION PROJECTS
YEARLY REPORT ON THE STATE GENERAL OBLIGATION BOND MEASURE FOR THE SCHOOL FACILITY PROGRAM - 2014

*State construction funds represent the State match for the project minus site acquisition unfunded approvals.

**Does not include site acquisition or financial hardship unfunded approvals.

***Include multi-purpose rooms, administrative facilities, gymnasiums, and libraries.

County	District	School Name	Grade	State Construction Funds*	State Site Acquisition Funds	Financial Hardship Funds	Classrooms	State Construction Funds per Classroom**	Proposed Acres	Site Funds Per Acre	Non-Classroom Facility Square Footage***	Last SAB Date	Status
SHASTA	PACHECO UNION ELEME	PACHECO ELEMENTARY	EL	\$ 967,776.00	\$ -	\$ -	4	\$ 241,944.00	-	-	-	5/26/2010	Apportioned
SHASTA	PACHECO UNION ELEME	PRAIRIE ELEMENTARY	EL	\$ 482,488.00	\$ -	\$ -	3	\$ 160,829.33	-	-	-	5/26/2010	Apportioned
SHASTA	SHASTA COUNTY OFFICE	Oasis Community School	HI	\$ 2,654,557.50	\$ -	\$ 2,444,965.50	6	\$ 442,426.25	-	-	10,222	10/24/2012	7% Complete
SHASTA County Totals				\$ 4,341,600.00	\$ -	\$ 2,681,744.00							
STANISLAUS	CERES UNIFIED	CARROLL FOWLER ELEMENTARY	EL	\$ 2,202,847.00	\$ -	\$ -	10	\$ 220,284.70	-	-	-	4/28/2010	Apportioned
STANISLAUS	CERES UNIFIED	CASWELL ELEMENTARY	EL	\$ 848,458.00	\$ -	\$ -	3	\$ 282,819.33	-	-	-	5/26/2010	Apportioned
STANISLAUS	CERES UNIFIED	JOEL J. HIDAHL ELEMENTARY	EL	\$ 819,809.00	\$ -	\$ -	3	\$ 273,269.67	-	-	-	5/26/2010	Apportioned
STANISLAUS	CERES UNIFIED	VAUGHN (SAMUEL) ELEMENTARY	EL	\$ 1,791,211.00	\$ -	\$ -	7	\$ 255,887.29	-	-	-	5/26/2010	Apportioned
STANISLAUS	CERES UNIFIED	WESTPORT ELEMENTARY	EL	\$ 959,821.00	\$ -	\$ -	3	\$ 319,940.33	-	-	-	5/26/2010	Apportioned
STANISLAUS	CERES UNIFIED	WHITMORE CHARTER	EL	\$ 806,050.00	\$ -	\$ -	3	\$ 268,683.33	-	-	-	5/26/2010	Apportioned
STANISLAUS	DENAIR UNIFIED	DENAIR MIDDLE	MI	\$ -	\$ 750.00	\$ 750.00	17	\$ -	18.23	\$ 41.14	17,998	12/12/2012	Closed
STANISLAUS	NEWMAN-CROWS LANDI	HURD BARRINGTON ELEMENTARY SCHO	EL	\$ 39,980.00	\$ -	\$ -	24	\$ 1,665.83	10.00	\$ -	-	3/28/2012	100% Complete
STANISLAUS	ROBERTS FERRY UNION	ROBERTS FERRY UNION ELEMENTARY	MI	\$ 1,369,057.00	\$ -	\$ 1,295,344.00	1	\$ 1,369,057.00	-	-	-	2/24/2010	Apportioned
STANISLAUS	SHILOH ELEMENTARY	SHILOH ELEMENTARY	EL	\$ 299,460.00	\$ -	\$ 295,306.00	6	\$ 49,910.00	4.04	\$ -	-	3/20/2013	Apportioned
STANISLAUS	STANISLAUS COUNTY OF	PATTERSON SPECIAL EDUCATION & ALT	HI	\$ 1,711,532.00	\$ 16,491.00	\$ 1,728,023.00	7	\$ 244,504.57	3.13	\$ 5,268.69	4,748	1/26/2011	75% Complete
STANISLAUS County Totals				\$ 10,848,225.00	\$ 17,241.00	\$ 3,319,423.00							
TULARE	ALPAUGH UNIFIED	ALPAUGH ELEMENTARY	EL	\$ 3,049,944.00	\$ -	\$ 3,049,944.00	8	\$ 381,243.00	-	-	-	5/22/2013	15% Complete
TULARE	ALPAUGH UNIFIED	ALPAUGH JUNIOR-SENIOR HIGH	HI	\$ 4,332,726.50	\$ -	\$ 4,332,726.50	6	\$ 722,121.08	-	-	-	5/22/2013	15% Complete
TULARE County Totals				\$ 7,382,670.50	\$ -	\$ 7,382,670.50							
YUBA	MARYSVILLE JOINT UNIFI	ARBOGA ELEMENTARY	EL	\$ 4,269,839.00	\$ 41,486.00	\$ -	14	\$ 304,988.50	-	-	-	12/15/2010	Apportioned
YUBA	MARYSVILLE JOINT UNIFI	LINDA ELEMENTARY	EL	\$ 2,245,353.00	\$ 84,711.00	\$ -	10	\$ 224,535.30	-	-	-	12/14/2011	Apportioned
YUBA County Totals				\$ 6,515,192.00	\$ 126,197.00	\$ -							
New Construction Grand Totals				\$ 110,646,276.00	\$ 10,497,379.00	\$ 51,284,220.00							

ATTACHMENT Q - PROPOSITION 55 UNFUNDED MODERNIZATION PROJECTS									
YEARLY REPORT ON THE STATE GENERAL OBLIGATION BOND MEASURE FOR THE SCHOOL FACILITY PROGRAM - 2014									
County	District	School Name	Grade	State Modernization Funds	Site Acquisition Funds	Financial Hardship Funds	Classrooms	Last SAB Date	Status
LOS ANGELES	LOS ANGELES COUNTY OF	LINCOLN (PAU)	HI	\$ 21,404.00	\$ -	\$ 14,269.00	6	6/22/2011	90% Complete
LOS ANGELES County Totals				\$ 21,404.00	\$ -	\$ 14,269.00			
Modernization Grand Totals				\$ 21,404.00	\$ -	\$ 14,269.00			

ATTACHMENT R - PROPOSITION 55 UNFUNDED CHARTER SCHOOLS FACILITIES PROJECTS

YEARLY REPORT ON THE STATE GENERAL OBLIGATION BOND MEASURE FOR THE SCHOOL FACILITY PROGRAM - 2014

*State construction funds represent the State match for the project minus site acquisition unfunded approvals.

**Does not include site acquisition or financial hardship unfunded approvals.

County	District	School Name	Grade	Application Filed By	State Construction Funds*	Site Acquisition Funds	Classrooms	State Construction Funds Per Classroom**	Proposed Acres	Site Funds Per Acre	Last SAB Date	Status
EL DORADO	BUCKEYE UNION ELEMENTARY	CALIF. MONTESSORI PROJECT-SHINGLE SPRINGS	EL	Charter	\$ 8,718,885.00	\$ (229,977.00)	14	\$ 622,777.50	8	\$ (28,747.13)	5/22/2013	Apportioned
EL DORADO County Totals					\$ 8,718,885.00	\$ (229,977.00)						
LOS ANGELES	LOS ANGELES UNIFIED	ACCELERATED CHARTER ELEMENTARY	EL	District	\$ 13,805,086.00	\$ (560,611.00)	18	\$ 766,949.22	1	\$ (629,900.00)	5/22/2013	Apportioned
LOS ANGELES	LOS ANGELES UNIFIED	CAMINO NUEVO CHARTER ACADEMY	MI	District	\$ 18,231,118.00	\$ 4,135,686.00	28	\$ 651,111.36	2	\$ 1,879,857.27	5/22/2013	Apportioned
LOS ANGELES County Totals					\$ 32,036,204.00	\$ 3,575,075.00						
SACRAMENTO	ELK GROVE UNIFIED	CALIF. MONTESSORI PROJECT-ELK GROVE CAMPUS	MI	Charter	\$ 3,384,231.00	\$ (2,982,931.00)	14	\$ 241,730.79	9	\$ (343,655.65)	5/22/2013	Apportioned
SACRAMENTO County Totals					\$ 3,384,231.00	\$ (2,982,931.00)						
SAN BERNARDINO	HESPERIA UNIFIED	CROSSWALK CHARTER	EL	Charter	\$ 5,616,335.20	\$ (17,541.00)	11	\$ 510,575.93	7	\$ (2,602.52)	5/22/2013	Apportioned
SAN BERNARDINO County Totals					\$ 5,616,335.20	\$ (17,541.00)						
Charter Schools Grand Totals					\$ 49,755,655.20	\$ 344,626.00						

ATTACHMENT S - PROPOSITION 55 UNFUNDED CRITICALLY OVERCROWDED SCHOOLS PROJECTS

YEARLY REPORT ON THE STATE GENERAL OBLIGATION BOND MEASURE FOR THE SCHOOL FACILITY PROGRAM - 2014

*State construction funds represent the State match for the project minus site acquisition unfunded approvals.

**Does not include site acquisition or financial hardship unfunded approvals.

***Includes multi-purpose rooms, administrative facilities, and libraries.

County	District	School Name	Grade	State Construction Funds*	State Site Acquisition Funds	Financial Hardship Funds	Classrooms	State Construction Funds Per Classroom**	Proposed Acres	Site Funds Per Acre	Non-Classroom Facility Square Footage***	Last SAB Date	Status
SACRAMENTO	ELK GROVE UNIFIED	MARION MIX-GANDY	EL	\$ 9,961,567.00	\$ 2,634,550.00	\$ -	31	\$ 321,340.87	7	\$364,896.12	20,051	9/19/2012	Apportioned
SACRAMENTO County Totals				\$ 9,961,567.00	\$ 2,634,550.00	\$ -							
Critically Overcrowded Schools Grand Totals				\$ 9,961,567.00	\$ 2,634,550.00	\$ -							

ATTACHMENT T - PROPOSITION 1D UNFUNDED SUMMARY

YEARLY REPORT ON THE STATE GENERAL OBLIGATION BOND MEASURE FOR THE SCHOOL FACILITY PROGRAM - 2014

*State construction funds represent the State match for the project minus site acquisition unfunded approvals.

**Some Charter Schools project values are based on the preliminary unfunded approvals.

***Includes projects that received a Design Only unfunded approval.

****Does not include site acquisition or financial hardship unfunded approvals.

TYPE	TOTAL STATE UNFUNDED APPROVAL	PROJECTS** *	STATE CONSTRUCTION FUNDS*	STATE SITE ACQUISITION FUNDS	FINANCIAL HARDSHIP	AVERAGE CONSTRUCTION FUNDS PER PROJECT****	CLASSROOMS	STATE SHARE FUNDS PER CLASSROOM* ***	ACRES ACQUIRED	STATE SITE FUNDS PER ACRE
PROPOSITION 1D SUMMARY										
New Construction	15,126,193	14	10,961,233	2,619,535	1,545,425	782,945	143	76,652	38.79	67,531
Modernization	258,070,643	95	255,308,062	-	2,762,581	2,687,453	1,590	160,571	-	-
Charter Schools **	78,984,588	13	79,226,119	2,159,146	-	6,094,317	223	355,274	31.89	(7,574)
Joint-Use	-	-	-	-	-	-	-	-	-	-
Career Technical Educational Facility	64,127,673	56	64,127,673	-	-	1,145,137	-	-	-	-
Overcrowding Relief Grant	205,153,812	34	194,573,649	10,580,163	-	5,722,754	405	480,429	8.37	1,264,058
Totals	621,462,909	212	604,196,736	15,358,844	4,308,006	2,849,985	2,361	255,907	79.05	194,293
COUNTY BY COUNTY SUMMARY										
Alameda										
New Construction	20,761	1	20,761	-	-	20,761	9	2,307	1.39	-
Modernization	3,770,664	3	3,770,664	-	-	1,256,888	12	314,222	-	-
Charter Schools **	-	-	-	-	-	-	-	-	-	-
Joint-Use	-	-	-	-	-	-	-	-	-	-
Career Technical Educational Facility	394,342	1	394,342	-	-	394,342	-	-	-	-
Overcrowding Relief Grant	-	-	-	-	-	-	-	-	-	-
Totals	4,185,767	5	4,185,767	-	-	837,153	21	199,322	1.39	-
Alpine										
New Construction	-	-	-	-	-	-	-	-	-	-
Modernization	-	-	-	-	-	-	-	-	-	-
Charter Schools **	-	-	-	-	-	-	-	-	-	-
Joint-Use	-	-	-	-	-	-	-	-	-	-
Career Technical Educational Facility	-	-	-	-	-	-	-	-	-	-
Overcrowding Relief Grant	-	-	-	-	-	-	-	-	-	-
Totals	-	-	-	-	-	-	-	-	-	-
Amador										
New Construction	-	-	-	-	-	-	-	-	-	-
Modernization	-	-	-	-	-	-	-	-	-	-
Charter Schools **	-	-	-	-	-	-	-	-	-	-
Joint-Use	-	-	-	-	-	-	-	-	-	-
Career Technical Educational Facility	-	-	-	-	-	-	-	-	-	-
Overcrowding Relief Grant	-	-	-	-	-	-	-	-	-	-
Totals	-	-	-	-	-	-	-	-	-	-
Butte										
New Construction	-	-	-	-	-	-	-	-	-	-
Modernization	-	-	-	-	-	-	-	-	-	-
Charter Schools **	7,111,944	1	7,111,944	-	-	7,111,944	19	374,313	-	-

ATTACHMENT T - PROPOSITION 1D UNFUNDED SUMMARY

YEARLY REPORT ON THE STATE GENERAL OBLIGATION BOND MEASURE FOR THE SCHOOL FACILITY PROGRAM - 2014

*State construction funds represent the State match for the project minus site acquisition unfunded approvals.

**Some Charter Schools project values are based on the preliminary unfunded approvals.

***Includes projects that received a Design Only unfunded approval.

****Does not include site acquisition or financial hardship unfunded approvals.

TYPE	TOTAL STATE UNFUNDED APPROVAL	PROJECTS** *	STATE CONSTRUCTION FUNDS*	STATE SITE ACQUISITION FUNDS	FINANCIAL HARDSHIP	AVERAGE CONSTRUCTION FUNDS PER PROJECT****	CLASSROOMS	STATE SHARE FUNDS PER CLASSROOM* ***	ACRES ACQUIRED	STATE SITE FUNDS PER ACRE
Joint-Use	-	-	-	-	-	-	-	-	-	-
Career Technical Educational Facility	-	-	-	-	-	-	-	-	-	-
Overcrowding Relief Grant	-	-	-	-	-	-	-	-	-	-
Totals	7,111,944	1	7,111,944	-	-	7,111,944	19	374,313	-	-
Calaveras										
New Construction	-	-	-	-	-	-	-	-	-	-
Modernization	-	-	-	-	-	-	-	-	-	-
Charter Schools **	-	-	-	-	-	-	-	-	-	-
Joint-Use	-	-	-	-	-	-	-	-	-	-
Career Technical Educational Facility	-	-	-	-	-	-	-	-	-	-
Overcrowding Relief Grant	-	-	-	-	-	-	-	-	-	-
Totals	-	-	-	-	-	-	-	-	-	-
Colusa										
New Construction	-	-	-	-	-	-	-	-	-	-
Modernization	-	-	-	-	-	-	-	-	-	-
Charter Schools **	-	-	-	-	-	-	-	-	-	-
Joint-Use	-	-	-	-	-	-	-	-	-	-
Career Technical Educational Facility	-	-	-	-	-	-	-	-	-	-
Overcrowding Relief Grant	-	-	-	-	-	-	-	-	-	-
Totals	-	-	-	-	-	-	-	-	-	-
Contra Costa										
New Construction	-	-	-	-	-	-	-	-	-	-
Modernization	-	-	-	-	-	-	-	-	-	-
Charter Schools **	12,227,881	1	12,227,881	-	-	12,227,881	27	452,884	-	-
Joint-Use	-	-	-	-	-	-	-	-	-	-
Career Technical Educational Facility	2,642,168	3	2,642,168	-	-	880,723	-	-	-	-
Overcrowding Relief Grant	-	-	-	-	-	-	-	-	-	-
Totals	14,870,049	4	14,870,049	-	-	3,717,512	27	550,743	-	-
Del Norte										
New Construction	-	-	-	-	-	-	-	-	-	-
Modernization	-	-	-	-	-	-	-	-	-	-
Charter Schools **	-	-	-	-	-	-	-	-	-	-
Joint-Use	-	-	-	-	-	-	-	-	-	-
Career Technical Educational Facility	-	-	-	-	-	-	-	-	-	-
Overcrowding Relief Grant	-	-	-	-	-	-	-	-	-	-
Totals	-	-	-	-	-	-	-	-	-	-
El Dorado										
New Construction	210,775	1	-	210,775	-	-	13	-	-	-

ATTACHMENT T - PROPOSITION 1D UNFUNDED SUMMARY

YEARLY REPORT ON THE STATE GENERAL OBLIGATION BOND MEASURE FOR THE SCHOOL FACILITY PROGRAM - 2014

*State construction funds represent the State match for the project minus site acquisition unfunded approvals.

**Some Charter Schools project values are based on the preliminary unfunded approvals.

***Includes projects that received a Design Only unfunded approval.

****Does not include site acquisition or financial hardship unfunded approvals.

TYPE	TOTAL STATE UNFUNDED APPROVAL	PROJECTS** *	STATE CONSTRUCTION FUNDS*	STATE SITE ACQUISITION FUNDS	FINANCIAL HARDSHIP	AVERAGE CONSTRUCTION FUNDS PER PROJECT***	CLASSROOMS	STATE SHARE FUNDS PER CLASSROOM* ***	ACRES ACQUIRED	STATE SITE FUNDS PER ACRE
New Construction	7,923,176	1	7,066,466	856,710	-	7,066,466	36	196,291	10.00	85,671
Modernization	4,767,675	3	4,767,675	-	-	1,589,225	19	250,930	-	-
Charter Schools **	-	-	-	-	-	-	-	-	-	-
Joint-Use	-	-	-	-	-	-	-	-	-	-
Career Technical Educational Facility	4,292,389	3	4,292,389	-	-	1,430,796	-	-	-	-
Overcrowding Relief Grant	14,499,540	3	14,499,540	-	-	4,833,180	31	467,727	-	-
Totals	31,482,780	10	30,626,070	856,710	-	3,062,607	86	356,117	10.00	85,671
Sacramento										
New Construction	-	-	-	-	-	-	-	-	-	-
Modernization	594,802	1	594,802	-	-	594,802	-	-	-	-
Charter Schools **	454,000	1	227,000	227,000	-	227,000	12	18,917	0.93	244,086
Joint-Use	-	-	-	-	-	-	-	-	-	-
Career Technical Educational Facility	-	-	-	-	-	-	-	-	-	-
Overcrowding Relief Grant	-	-	-	-	-	-	-	-	-	-
Totals	1,048,802	2	821,802	227,000	-	410,901	12	68,484	0.93	244,086
San Benito										
New Construction	-	-	-	-	-	-	-	-	-	-
Modernization	-	-	-	-	-	-	-	-	-	-
Charter Schools **	-	-	-	-	-	-	-	-	-	-
Joint-Use	-	-	-	-	-	-	-	-	-	-
Career Technical Educational Facility	-	-	-	-	-	-	-	-	-	-
Overcrowding Relief Grant	-	-	-	-	-	-	-	-	-	-
Totals	-	-	-	-	-	-	-	-	-	-
San Bernardino										
New Construction	-	-	-	-	-	-	-	-	-	-
Modernization	1,846,295	1	1,846,295	-	-	1,846,295	-	-	-	-
Charter Schools **	4,287,118	2	4,528,649	(241,531)	-	2,264,325	19	238,350	18.10	(13,344)
Joint-Use	-	-	-	-	-	-	-	-	-	-
Career Technical Educational Facility	2,127,069	3	2,127,069	-	-	709,023	-	-	-	-
Overcrowding Relief Grant	5,635,012	3	5,635,012	-	-	1,878,337	14	402,501	-	-
Totals	13,895,494	9	14,137,025	(241,531)	-	1,570,781	33	428,395	18.10	(13,344)
San Diego										
New Construction	1,931,422	1	1,931,422	-	-	1,931,422	5	386,284	-	-
Modernization	821,995	2	821,995	-	-	410,998	21	39,143	-	-
Charter Schools **	2,732,510	1	2,732,510	-	-	2,732,510	7	390,359	-	-
Joint-Use	-	-	-	-	-	-	-	-	-	-
Career Technical Educational Facility	10,480,031	9	10,480,031	-	-	1,164,448	-	-	-	-
Overcrowding Relief Grant	-	-	-	-	-	-	-	-	-	-
Totals	15,965,958	13	15,965,958	-	-	1,228,151	33	483,817	-	-

ATTACHMENT T - PROPOSITION 1D UNFUNDED SUMMARY

YEARLY REPORT ON THE STATE GENERAL OBLIGATION BOND MEASURE FOR THE SCHOOL FACILITY PROGRAM - 2014

*State construction funds represent the State match for the project minus site acquisition unfunded approvals.

**Some Charter Schools project values are based on the preliminary unfunded approvals.

***Includes projects that received a Design Only unfunded approval.

****Does not include site acquisition or financial hardship unfunded approvals.

TYPE	TOTAL STATE UNFUNDED APPROVAL	PROJECTS** *	STATE CONSTRUCTION FUNDS*	STATE SITE ACQUISITION FUNDS	FINANCIAL HARDSHIP	AVERAGE CONSTRUCTION FUNDS PER PROJECT***	CLASSROOMS	STATE SHARE FUNDS PER CLASSROOM* ***	ACRES ACQUIRED	STATE SITE FUNDS PER ACRE
Modernization	222,933	1	140,049	-	82,884	140,049	8	17,506	-	-
Charter Schools **	-	-	-	-	-	-	-	-	-	-
Joint-Use	-	-	-	-	-	-	-	-	-	-
Career Technical Educational Facility	-	-	-	-	-	-	-	-	-	-
Overcrowding Relief Grant	-	-	-	-	-	-	-	-	-	-
Totals	222,933	1	140,049	-	82,884	140,049	8	17,506	-	-
Trinity										
New Construction	-	-	-	-	-	-	-	-	-	-
Modernization	337,469	1	202,481	-	134,988	202,481	-	-	-	-
Charter Schools **	-	-	-	-	-	-	-	-	-	-
Joint-Use	-	-	-	-	-	-	-	-	-	-
Career Technical Educational Facility	-	-	-	-	-	-	-	-	-	-
Overcrowding Relief Grant	-	-	-	-	-	-	-	-	-	-
Totals	337,469	1	202,481	-	134,988	202,481	-	-	-	-
Tulare										
New Construction	84,720	1	84,720	-	-	84,720	9	9,413	-	-
Modernization	4,872,034	2	3,015,504	-	1,856,530	1,507,752	36	83,764	-	-
Charter Schools **	-	-	-	-	-	-	-	-	-	-
Joint-Use	-	-	-	-	-	-	-	-	-	-
Career Technical Educational Facility	-	-	-	-	-	-	-	-	-	-
Overcrowding Relief Grant	-	-	-	-	-	-	-	-	-	-
Totals	4,956,754	3	3,100,224	-	1,856,530	1,033,408	45	68,894	-	-
Tuolumne										
New Construction	-	-	-	-	-	-	-	-	-	-
Modernization	-	-	-	-	-	-	-	-	-	-
Charter Schools **	-	-	-	-	-	-	-	-	-	-
Joint-Use	-	-	-	-	-	-	-	-	-	-
Career Technical Educational Facility	-	-	-	-	-	-	-	-	-	-
Overcrowding Relief Grant	-	-	-	-	-	-	-	-	-	-
Totals	-	-	-	-	-	-	-	-	-	-
Ventura										
New Construction	-	-	-	-	-	-	-	-	-	-
Modernization	1,953,259	1	1,953,259	-	-	1,953,259	27	72,343	-	-
Charter Schools **	-	-	-	-	-	-	-	-	-	-
Joint-Use	-	-	-	-	-	-	-	-	-	-
Career Technical Educational Facility	-	-	-	-	-	-	-	-	-	-
Overcrowding Relief Grant	4,996,625	1	4,996,625	-	-	4,996,625	12	416,385	-	-
Totals	6,949,884	2	6,949,884	-	-	3,474,942	39	178,202	-	-

ATTACHMENT T - PROPOSITION 1D UNFUNDED SUMMARY

YEARLY REPORT ON THE STATE GENERAL OBLIGATION BOND MEASURE FOR THE SCHOOL FACILITY PROGRAM - 2014

*State construction funds represent the State match for the project minus site acquisition unfunded approvals.

**Some Charter Schools project values are based on the preliminary unfunded approvals.

***Includes projects that received a Design Only unfunded approval.

****Does not include site acquisition or financial hardship unfunded approvals.

TYPE	TOTAL STATE UNFUNDED APPROVAL	PROJECTS** *	STATE CONSTRUCTION FUNDS*	STATE SITE ACQUISITION FUNDS	FINANCIAL HARDSHIP	AVERAGE CONSTRUCTION FUNDS PER PROJECT****	CLASSROOMS	STATE SHARE FUNDS PER CLASSROOM* ***	ACRES ACQUIRED	STATE SITE FUNDS PER ACRE
Yolo										
New Construction	-	-	-	-	-	-	-	-	-	-
Modernization	-	-	-	-	-	-	-	-	-	-
Charter Schools **	-	-	-	-	-	-	-	-	-	-
Joint-Use	-	-	-	-	-	-	-	-	-	-
Career Technical Educational Facility	-	-	-	-	-	-	-	-	-	-
Overcrowding Relief Grant	-	-	-	-	-	-	-	-	-	-
Totals	-	-	-	-	-	-	-	-	-	-
Yuba										
New Construction	439,393	2	439,393	-	-	219,697	24	18,308	-	-
Modernization	-	-	-	-	-	-	-	-	-	-
Charter Schools **	-	-	-	-	-	-	-	-	-	-
Joint-Use	-	-	-	-	-	-	-	-	-	-
Career Technical Educational Facility	-	-	-	-	-	-	-	-	-	-
Overcrowding Relief Grant	-	-	-	-	-	-	-	-	-	-
Totals	439,393	2	439,393	-	-	219,697	24	18,308	-	-

ATTACHMENT U - PROPOSITION 1D UNFUNDED NEW CONSTRUCTION PROJECTS

YEARLY REPORT ON THE STATE GENERAL OBLIGATION BOND MEASURE FOR THE SCHOOL FACILITY PROGRAM - 2014

*State construction funds represent the State match for the project minus site acquisition unfunded approvals.

**Does not include site acquisition or financial hardship unfunded approvals.

***Includes multi-purpose rooms, administrative facilities, gymnasiums, and libraries.

County	District	School Name	Grade	State Construction Funds*	State Site Acquisition Funds	Financial Hardship Funds	Classrooms	State Construction Funds per Classroom**	Proposed Acres	State Site Fund Per Acre	Non-Classroom Facility Square Feet***	Last SAB Date	Status
ALAMEDA	LIVERMORE VALLEY JOINT UNIFIED	LIVERMORE HIGH	HI	\$ 20,761.00	\$ -	\$ -	9	\$ 2,306.78	1.39	\$ -	-	7/25/2012	100% Complete
ALAMEDA County Totals				\$ 20,761.00	\$ -	\$ -							
EL DORADO	EL DORADO UNION HIGH	OAK RIDGE HIGH	HI	\$ -	\$ 210,775.00	\$ -	13	\$ -	-	-	-	12/12/2012	100% Complete
EL DORADO County Totals				\$ -	\$ 210,775.00	\$ -							
FRESNO	FRESNO UNIFIED	EDISON HIGH	HI	\$ 755,945.00	\$ -	\$ -	2	\$ 377,972.50	-	-	-	3/20/2013	Apportioned
FRESNO County Totals				\$ 755,945.00	\$ -	\$ -							
MARIN	ROSS VALLEY	MANOR ELEMENTARY	EL	\$ 290,887.00	\$ -	\$ -	1	\$ 290,887.00	-	-	-	12/12/2012	Apportioned
MARIN County Totals				\$ 290,887.00	\$ -	\$ -							
PLACER	DRY CREEK JOINT ELEMENTARY	CREEKVIEW RANCH MIDDLE	MI	\$ 56,619.00	\$ -	\$ -	4	\$ 14,154.75	-	-	-	8/4/2010	Apportioned
PLACER County Totals				\$ 56,619.00	\$ -	\$ -							
RIVERSIDE	CORONA-NORCO UNIFIED	YORBA ELEMENTARY	EL	\$ 7,066,466.00	\$ 856,710.00	\$ -	36	\$ 196,290.72	10.00	\$ 85,671.00	20,983	1/23/2013	Apportioned
RIVERSIDE County Totals				\$ 7,066,466.00	\$ 856,710.00	\$ -							
SAN DIEGO	JULIAN UNION HIGH	JULIAN HIGH SCHOOL	HI	\$ 1,931,422.00	\$ -	\$ -	5	\$ 386,284.40	-	-	-	5/22/2013	Apportioned
SAN DIEGO County Totals				\$ 1,931,422.00	\$ -	\$ -							
SAN MATEO	BELMONT-REDWOOD SHORES ELEMENTARY	RALSTON INTERMEDIATE	MI	\$ 68,381.00	\$ -	\$ -	8	\$ 8,547.63	-	-	-	3/20/2013	Apportioned
SAN MATEO County Totals				\$ 68,381.00	\$ -	\$ -							
SANTA BARBARA	GUADALUPE UNION ELEMENTARY	NEW ELEMENTARY	MI	\$ -	\$ 1,552,050.00	\$ 1,545,425.00	-	\$ -	17.40	\$ 89,198.28	-	1/23/2013	2% Complete
SANTA BARBARA County Totals				\$ -	\$ 1,552,050.00	\$ 1,545,425.00							
SANTA CLARA	SANTA CLARA COUNTY OFFICE OF EDUCATION	BOEGER (AUGUST) MIDDLE	EL	\$ 39,630.00	\$ -	\$ -	8	\$ 4,953.75	-	-	-	9/19/2012	96% Complete
SANTA CLARA County Totals				\$ 39,630.00	\$ -	\$ -							
STANISLAUS	NEWMAN-CROWS LANDING UNIFIED	HURD BARRINGTON ELEMENTARY	EL	\$ 207,009.00	\$ -	\$ -	24	\$ 8,625.38	10.00	\$ -	-	3/28/2012	100% Complete
STANISLAUS County Totals				\$ 207,009.00	\$ -	\$ -							
TULARE	OAK VALLEY UNION ELEMENTARY	OAK VALLEY ELEMENTARY	EL	\$ 84,720.00	\$ -	\$ -	9	\$ 9,413.33	-	-	-	5/22/2013	Apportioned
TULARE County Totals				\$ 84,720.00	\$ -	\$ -							
YUBA	MARYSVILLE JOINT UNIFIED	ARBOGA ELEMENTARY	EL	\$ 90,254.00	\$ -	\$ -	14	\$ 6,446.71	-	-	-	12/15/2010	Apportioned
YUBA	MARYSVILLE JOINT UNIFIED	LINDA ELEMENTARY	EL	\$ 349,139.00	\$ -	\$ -	10	\$ 34,913.90	-	-	-	12/14/2011	Apportioned
YUBA County Totals				\$ 439,393.00	\$ -	\$ -							
New Construction Grand Totals				\$ 10,961,233.00	\$ 2,619,535.00	\$ 1,545,425.00							

ATTACHMENT V - PROPOSITION 1D UNFUNDED MODERNIZATION PROJECTS									
YEARLY REPORT ON THE STATE GENERAL OBLIGATION BOND MEASURE FOR THE SCHOOL FACILITY PROGRAM - 2014									
County	District	School Name	Grade	State Modernization Funds	State Site Acquisition Funds	Financial Hardship Funds	Classrooms	Last SAB Date	Status
ALAMEDA	CASTRO VALLEY UNIFIED	REDWOOD CONTINUATION HIGH	HI	\$ 1,279,208.00	\$ -	\$ -	12	10/24/2012	Apportioned
ALAMEDA	OAKLAND UNIFIED	KING ESTATES JUNIOR HIGH	MI	\$ 1,636,441.00	\$ -	\$ -	-	3/20/2013	Apportioned
ALAMEDA	PIEDMONT CITY UNIFIED	HAVENS ELEMENTARY	EL	\$ 855,015.00	\$ -	\$ -	-	3/20/2013	Apportioned
ALAMEDA County Totals				\$ 3,770,664.00	\$ -	\$ -			
FRESNO	CLOVIS UNIFIED	FANCHER CREEK ELEMENTARY	EL	\$ 1,423,927.00	\$ -	\$ -	24	10/24/2012	Apportioned
FRESNO	CLOVIS UNIFIED	NELSON ELEMENTARY	EL	\$ 1,807,630.00	\$ -	\$ -	12	10/24/2012	Apportioned
FRESNO	FRESNO UNIFIED	BULLARD HIGH	HI	\$ 6,225,460.00	\$ -	\$ -	4	10/24/2012	Apportioned
FRESNO	RAISIN CITY ELEMENTARY	RAISIN CITY ELEMENTARY	EL	\$ 92,942.00	\$ -	\$ 61,962.00	7	2/23/2011	5% Complete
FRESNO County Totals				\$ 9,549,959.00	\$ -	\$ 61,962.00			
LOS ANGELES	ALHAMBRA UNIFIED	EMERY PARK ELEMENTARY	EL	\$ 449,968.00	\$ -	\$ -	-	10/24/2012	Apportioned
LOS ANGELES	CENTINELA VALLEY UNIFIED	LAWNDALE HIGH	HI	\$ 739,809.00	\$ -	\$ -	-	6/26/2013	Apportioned
LOS ANGELES	LOS ANGELES UNIFIED	MARLTON SCHOOL	EL	\$ 515,486.00	\$ -	\$ -	38	8/22/2012	Apportioned
LOS ANGELES	REDONDO BEACH UNIFIED	BIRNEY ELEMENTARY	EL	\$ 896,260.00	\$ -	\$ -	2	10/24/2012	Apportioned
LOS ANGELES	ROWLAND UNIFIED	FARJARDO ELEMENTARY	EL	\$ 352,299.00	\$ -	\$ -	14	8/22/2012	Apportioned
LOS ANGELES	ROWLAND UNIFIED	ROWLAND ELEMENTARY	EL	\$ 422,913.00	\$ -	\$ -	11	8/22/2012	Apportioned
LOS ANGELES County Totals				\$ 3,376,735.00	\$ -	\$ -			
MENDOCINO	FORT BRAGG UNIFIED	DANA (GRAY) ELEMENTARY	EL	\$ 184,494.00	\$ -	\$ -	-	10/24/2012	Apportioned
MENDOCINO	FORT BRAGG UNIFIED	FORT BRAGG MIDDLE SCHOOL	MI	\$ 267,382.00	\$ -	\$ -	-	10/24/2012	Apportioned
MENDOCINO	FORT BRAGG UNIFIED	FORT BRAGG SENIOR HIGH	HI	\$ 80,701.00	\$ -	\$ -	-	10/24/2012	Apportioned
MENDOCINO	FORT BRAGG UNIFIED	NOYO HIGH (CONT.)	HI	\$ 116,549.00	\$ -	\$ -	-	10/24/2012	Apportioned
MENDOCINO County Totals				\$ 649,126.00	\$ -	\$ -			
MONTEREY	ALISAL UNION	CHAVEZ (CESAR) ELEMENTARY	EL	\$ 2,225,007.00	\$ -	\$ -	-	5/22/2013	Apportioned
MONTEREY	ALISAL UNION	CREEKSIDE ELEMENTARY	EL	\$ 1,695,890.00	\$ -	\$ -	-	5/22/2013	Apportioned
MONTEREY	ALISAL UNION	LOYA (OSCAR F.) ELEMENTARY	EL	\$ 794,297.00	\$ -	\$ -	-	5/22/2013	Apportioned
MONTEREY County Totals				\$ 4,715,194.00	\$ -	\$ -			
ORANGE	ANAHEIM CITY	MELBOURNE GAUER ELEMENTARY	EL	\$ 3,867,214.20	\$ -	\$ -	27	10/24/2012	Apportioned
ORANGE	GARDEN GROVE UNIFIED	ALAMITOS INTERMEDIATE	MI	\$ 4,787,163.00	\$ -	\$ -	29	8/22/2012	Apportioned
ORANGE	GARDEN GROVE UNIFIED	ALLEN (ETHAN B.) ELEMENTARY	EL	\$ 1,779,315.00	\$ -	\$ -	19	8/22/2012	Apportioned
ORANGE	GARDEN GROVE UNIFIED	ANTHONY (SUSAN B.) ELEMENTARY	EL	\$ 2,282,624.00	\$ -	\$ -	22	8/22/2012	Apportioned
ORANGE	GARDEN GROVE UNIFIED	BARKER (LOYAL) ELEMENTARY	EL	\$ 1,777,914.00	\$ -	\$ -	18	8/22/2012	Apportioned
ORANGE	GARDEN GROVE UNIFIED	BOLSA GRANDE HIGH	HI	\$ 14,489,280.00	\$ -	\$ -	65	8/22/2012	Apportioned
ORANGE	GARDEN GROVE UNIFIED	CARRILLO (LEO) ELEMENTARY	EL	\$ 1,402,171.00	\$ -	\$ -	17	8/22/2012	Apportioned
ORANGE	GARDEN GROVE UNIFIED	CARVER (MABEL) ELEMENTARY	EL	\$ 1,991,453.00	\$ -	\$ -	16	8/22/2012	Apportioned
ORANGE	GARDEN GROVE UNIFIED	COOK (A. J.) ELEMENTARY	EL	\$ 1,636,719.00	\$ -	\$ -	16	8/22/2012	Apportioned
ORANGE	GARDEN GROVE UNIFIED	CROSBY (GENEVIEVE M.) ELEMENTARY	EL	\$ 2,923,473.00	\$ -	\$ -	20	8/22/2012	Apportioned
ORANGE	GARDEN GROVE UNIFIED	DOIG (LEROY L.) INTERMEDIATE	MI	\$ 2,589,940.00	\$ -	\$ -	23	8/22/2012	Apportioned
ORANGE	GARDEN GROVE UNIFIED	FAYLANE ELEMENTARY	EL	\$ 3,191,896.00	\$ -	\$ -	23	8/22/2012	Apportioned
ORANGE	GARDEN GROVE UNIFIED	FITZ (STEPHEN R.) INTERMEDIATE	MI	\$ 3,704,517.00	\$ -	\$ -	30	8/22/2012	Apportioned
ORANGE	GARDEN GROVE UNIFIED	GARDEN GROVE HIGH	HI	\$ 17,229,477.00	\$ -	\$ -	60	8/22/2012	Apportioned
ORANGE	GARDEN GROVE UNIFIED	GILBERT ELEMENTARY	EL	\$ 1,956,400.00	\$ -	\$ -	12	8/22/2012	Apportioned
ORANGE	GARDEN GROVE UNIFIED	HILL (MERTON E.) ELEMENTARY	EL	\$ 2,614,784.00	\$ -	\$ -	22	8/22/2012	Apportioned
ORANGE	GARDEN GROVE UNIFIED	IRVINE (JAMES) INTERMEDIATE	MI	\$ 5,224,680.00	\$ -	\$ -	29	8/22/2012	Apportioned
ORANGE	GARDEN GROVE UNIFIED	JORDAN (DONALD S.) INTERMEDIATE	MI	\$ 2,822,065.00	\$ -	\$ -	25	8/22/2012	Apportioned
ORANGE	GARDEN GROVE UNIFIED	JORDAN SECONDARY LEARNING CENT	MI	\$ 860,641.00	\$ -	\$ -	7	8/22/2012	Apportioned

ATTACHMENT V - PROPOSITION 1D UNFUNDED MODERNIZATION PROJECTS									
YEARLY REPORT ON THE STATE GENERAL OBLIGATION BOND MEASURE FOR THE SCHOOL FACILITY PROGRAM - 2014									
County	District	School Name	Grade	State Modernization Funds	State Site Acquisition Funds	Financial Hardship Funds	Classrooms	Last SAB Date	Status
ORANGE	GARDEN GROVE UNIFIED	LA QUINTA HIGH	HI	\$ 10,803,667.00	\$ -	\$ -	64	8/22/2012	Apportioned
ORANGE	GARDEN GROVE UNIFIED	LOS AMIGOS HIGH	HI	\$ 10,488,380.00	\$ -	\$ -	48	8/22/2012	Apportioned
ORANGE	GARDEN GROVE UNIFIED	LUIS LAKE INTERMEDIATE	MI	\$ 2,596,235.00	\$ -	\$ -	16	8/22/2012	Apportioned
ORANGE	GARDEN GROVE UNIFIED	MARK TWAIN SPECIAL CENTER	EL	\$ 1,725,778.00	\$ -	\$ -	12	8/22/2012	Apportioned
ORANGE	GARDEN GROVE UNIFIED	MCGARVIN (SARAH) INTERMEDIATE	MI	\$ 2,901,835.00	\$ -	\$ -	24	8/22/2012	Apportioned
ORANGE	GARDEN GROVE UNIFIED	MORNINGSIDE ELEMENTARY	EL	\$ 3,426,223.00	\$ -	\$ -	27	8/22/2012	Apportioned
ORANGE	GARDEN GROVE UNIFIED	MURDY (JOHN) ELEMENTARY	EL	\$ 2,034,449.00	\$ -	\$ -	19	8/22/2012	Apportioned
ORANGE	GARDEN GROVE UNIFIED	PACIFICA HIGH	HI	\$ 9,817,113.00	\$ -	\$ -	66	8/22/2012	Apportioned
ORANGE	GARDEN GROVE UNIFIED	PAINE (THOMAS) ELEMENTARY	EL	\$ 1,968,190.00	\$ -	\$ -	22	8/22/2012	Apportioned
ORANGE	GARDEN GROVE UNIFIED	PARKVIEW ELEMENTARY	EL	\$ 2,936,022.00	\$ -	\$ -	21	8/22/2012	Apportioned
ORANGE	GARDEN GROVE UNIFIED	PATTON ELEMENTARY	EL	\$ 4,136,263.00	\$ -	\$ -	44	8/22/2012	Apportioned
ORANGE	GARDEN GROVE UNIFIED	POST ELEMENTARY	EL	\$ 1,707,918.00	\$ -	\$ -	22	8/22/2012	Apportioned
ORANGE	GARDEN GROVE UNIFIED	RALSTON (DR. WALTER C.) INTERMEDIAT	MI	\$ 4,437,998.00	\$ -	\$ -	26	8/22/2012	Apportioned
ORANGE	GARDEN GROVE UNIFIED	RANCHO ALAMITOS HIGH	HI	\$ 14,506,117.00	\$ -	\$ -	71	8/22/2012	Apportioned
ORANGE	GARDEN GROVE UNIFIED	RIVERDALE ELEMENTARY	EL	\$ 3,307,182.00	\$ -	\$ -	29	8/22/2012	Apportioned
ORANGE	GARDEN GROVE UNIFIED	SANTIAGO HIGH	HI	\$ 14,961,667.00	\$ -	\$ -	81	8/22/2012	Apportioned
ORANGE	GARDEN GROVE UNIFIED	STANFORD ELEMENTARY	EL	\$ 3,334,282.00	\$ -	\$ -	28	8/22/2012	Apportioned
ORANGE	GARDEN GROVE UNIFIED	STANLEY (AGNES WARE) ELEMENTAR	EL	\$ 2,310,909.00	\$ -	\$ -	18	8/22/2012	Apportioned
ORANGE	GARDEN GROVE UNIFIED	SUNNYSIDE ELEMENTARY	EL	\$ 1,797,220.00	\$ -	\$ -	19	8/22/2012	Apportioned
ORANGE	GARDEN GROVE UNIFIED	VIOLETTE (C. C.) ELEMENTARY	EL	\$ 2,638,045.00	\$ -	\$ -	20	8/22/2012	Apportioned
ORANGE	GARDEN GROVE UNIFIED	WALTON (IZAAK) INTERMEDIATE	MI	\$ 4,077,805.00	\$ -	\$ -	26	8/22/2012	Apportioned
ORANGE	OCEAN VIEW ELEMENTAR	CIRCLE VIEW ELEMENTARY	EL	\$ 2,500,797.00	\$ -	\$ -	-	5/22/2013	Apportioned
ORANGE	OCEAN VIEW ELEMENTAR	COLLEGE VIEW ELEMENTARY	EL	\$ 2,288,189.00	\$ -	\$ -	-	5/22/2013	Apportioned
ORANGE	OCEAN VIEW ELEMENTAR	GOLDEN VIEW ELEMENTARY	EL	\$ 1,635,641.00	\$ -	\$ -	-	8/22/2012	Apportioned
ORANGE	OCEAN VIEW ELEMENTAR	HOPE VIEW ELEMENTARY	EL	\$ 2,121,981.00	\$ -	\$ -	-	8/22/2012	Apportioned
ORANGE	OCEAN VIEW ELEMENTAR	LAKE VIEW ELEMENTARY	EL	\$ 1,890,750.00	\$ -	\$ -	-	8/22/2012	Apportioned
ORANGE	OCEAN VIEW ELEMENTAR	MESA VIEW INTERMEDIATE	MI	\$ 2,274,001.00	\$ -	\$ -	-	8/22/2012	Apportioned
ORANGE	OCEAN VIEW ELEMENTAR	OAK VIEW ELEMENTARY	EL	\$ 2,163,368.00	\$ -	\$ -	-	8/22/2012	Apportioned
ORANGE	OCEAN VIEW ELEMENTAR	SPRING VIEW INTERMEDIATE	MI	\$ 2,943,499.00	\$ -	\$ -	-	8/22/2012	Apportioned
ORANGE	OCEAN VIEW ELEMENTAR	STAR VIEW ELEMENTARY	EL	\$ 1,413,938.00	\$ -	\$ -	-	8/22/2012	Apportioned
ORANGE	OCEAN VIEW ELEMENTAR	SUN VIEW ELEMENTARY	EL	\$ 1,932,953.00	\$ -	\$ -	-	8/22/2012	Apportioned
ORANGE	OCEAN VIEW ELEMENTAR	VISTA VIEW INTERMEDIATE	MI	\$ 2,058,715.00	\$ -	\$ -	-	8/22/2012	Apportioned
ORANGE	PLACENTIA-YORBA LINDA	EL CAMINO REAL CONTINUATION HIGH	HI	\$ 1,905,439.00	\$ -	\$ -	19	10/24/2012	Apportioned
ORANGE County Totals				\$ 208,174,295.20	\$ -	\$ -			
PLACER	LOOMIS UNION ELEMENTA	PLACER ELEMENTARY	EL	\$ 1,301,495.00	\$ -	\$ -	17	8/4/2010	Apportioned
PLACER County Totals				\$ 1,301,495.00	\$ -	\$ -			
RIVERSIDE	MURRIETA VALLEY UNIFIE	CURRAN (E HALE) ELEMENTARY	EL	\$ 363,600.00	\$ -	\$ -	-	10/24/2012	Apportioned
RIVERSIDE	MURRIETA VALLEY UNIFIE	MURRIETA ELEMENTARY	EL	\$ 363,600.00	\$ -	\$ -	-	10/24/2012	Apportioned
RIVERSIDE	PERRIS UNION HIGH	PINACATE MIDDLE	MI	\$ 4,040,475.00	\$ -	\$ -	19	10/24/2012	Apportioned
RIVERSIDE County Totals				\$ 4,767,675.00	\$ -	\$ -			
SACRAMENTO	NATOMAS UNIFIED	LEROY F. GREENE MIDDLE	MI	\$ 594,802.00	\$ -	\$ -	-	5/22/2013	Apportioned
SACRAMENTO County Totals				\$ 594,802.00	\$ -	\$ -			
SAN BERNARDINO	CENTRAL ELEMENTARY	CUCAMONGA INTERMEDIATE	MI	\$ 1,846,295.00	\$ -	\$ -	-	5/22/2013	Apportioned
SAN BERNARDINO County Totals				\$ 1,846,295.00	\$ -	\$ -			
SAN DIEGO	SANTEE ELEMENTARY	HILL CREEK ELEMENTARY	EL	\$ 66,870.00	\$ -	\$ -	4	10/24/2012	Apportioned

ATTACHMENT V - PROPOSITION 1D UNFUNDED MODERNIZATION PROJECTS									
YEARLY REPORT ON THE STATE GENERAL OBLIGATION BOND MEASURE FOR THE SCHOOL FACILITY PROGRAM - 2014									
County	District	School Name	Grade	State Modernization Funds	State Site Acquisition Funds	Financial Hardship Funds	Classrooms	Last SAB Date	Status
SAN DIEGO	SWEETWATER UNION HIGH	SOUTHWEST JUNIOR HIGH	MI	\$ 755,125.00	\$ -	\$ -	17	8/4/2010	99% Complete
SAN DIEGO County Totals				\$ 821,995.00	\$ -	\$ -			
SAN JOAQUIN	TRACY JOINT UNIFIED	MCKINLEY ELEMENTARY	EL	\$ 1,457,016.00	\$ -	\$ -	19	10/24/2012	Apportioned
SAN JOAQUIN	TRACY JOINT UNIFIED	MONTE VISTA MIDDLE	MI	\$ 3,884,151.00	\$ -	\$ -	41	10/24/2012	Apportioned
SAN JOAQUIN County Totals				\$ 5,341,167.00	\$ -	\$ -			
SAN MATEO	SEQUOIA UNION HIGH	SEQUOIA HIGH	HI	\$ 379,554.00	\$ -	\$ -	-	3/20/2013	Apportioned
SAN MATEO County Totals				\$ 379,554.00	\$ -	\$ -			
SANTA CLARA	OAK GROVE ELEMENTARY	DAVIS (CAROLINE) INTERMEDIATE	MI	\$ 227,123.00	\$ -	\$ -	42	9/19/2012	Apportioned
SANTA CLARA County Totals				\$ 227,123.00	\$ -	\$ -			
SANTA CRUZ	LIVE OAK ELEMENTARY	LIVE OAK ELEMENTARY	EL	\$ 392,799.00	\$ -	\$ -	-	9/19/2012	Apportioned
SANTA CRUZ County Totals				\$ 392,799.00	\$ -	\$ -			
SHASTA	GRANT ELEMENTARY	GRANT ELEMENTARY	EL	\$ 982,876.00	\$ -	\$ 626,217.00	9	12/15/2010	90% Complete
SHASTA County Totals				\$ 982,876.00	\$ -	\$ 626,217.00			
SISKIYOU	SCOTT VALLEY UNIFIED	ETNA UNION SENIOR HIGH	HI	\$ 536,277.00	\$ -	\$ -	5	7/25/2012	90% Complete
SISKIYOU County Totals				\$ 536,277.00	\$ -	\$ -			
STANISLAUS	CERES UNIFIED	CARROLL FOWLER ELEMENTARY	EL	\$ 933,466.00	\$ -	\$ -	9	8/22/2012	Apportioned
STANISLAUS	CERES UNIFIED	CASWELL ELEMENTARY	EL	\$ 1,133,680.00	\$ -	\$ -	6	8/22/2012	Apportioned
STANISLAUS	CERES UNIFIED	DON PEDRO ELEMENTARY	EL	\$ 501,592.00	\$ -	\$ -	5	8/22/2012	Apportioned
STANISLAUS County Totals				\$ 2,568,738.00	\$ -	\$ -			
TEHAMA	LOS MOLINOS UNIFIED	LOS MOLINOS HIGH	HI	\$ 140,049.00	\$ -	\$ 82,884.00	8	4/28/2010	Apportioned
TEHAMA County Totals				\$ 140,049.00	\$ -	\$ 82,884.00			
TRINITY	TRINITY CENTER ELEMEN	TRINITY CENTER ELEMENTARY	EL	\$ 202,481.00	\$ -	\$ 134,988.00	-	5/22/2013	Apportioned
TRINITY County Totals				\$ 202,481.00	\$ -	\$ 134,988.00			
TULARE	DINUBA UNIFIED	ROOSEVELT ELEMENTARY	EL	\$ 1,607,880.00	\$ -	\$ 918,114.00	12	10/24/2012	Apportioned
TULARE	FARMERSVILLE UNIFIED	HESTER (J.E.) ELEMENTARY	EL	\$ 1,407,624.00	\$ -	\$ 938,416.00	24	10/24/2012	Apportioned
TULARE County Totals				\$ 3,015,504.00	\$ -	\$ 1,856,530.00			
VENTURA	SIMI VALLEY UNIFIED	HOLLOW HILLS ELEMENTARY	EL	\$ 1,953,259.00	\$ -	\$ -	27	10/24/2012	Apportioned
VENTURA County Totals				\$ 1,953,259.00	\$ -	\$ -			
Modernization Grand Totals				\$ 255,308,062.20	\$ -	\$ 2,762,581.00			

ATTACHMENT W - PROPOSITION 1D UNFUNDED CHARTER SCHOOLS FACILITIES PROJECTS												
YEARLY REPORT ON THE STATE GENERAL OBLIGATION BOND MEASURE FOR THE SCHOOL FACILITY PROGRAM - 2014												
*State construction funds represent the State match for the project minus site acquisition unfunded approvals.												
**Does not include site acquisition or financial hardship unfunded approvals.												
County	District	School Name	Grade	Application Filed By	State Construction Funds*	State Site Acquisition Funds	Classrooms	State Construction Funds Per Classroom**	Proposed Acres	Site Funds Per Acre	Last SAB Date	Status
BUTTE	CHICO UNIFIED	CHICO COUNTRY DAY ELEM	MI	Charter	\$ 7,111,944.00	\$ -	19	\$ 374,312.84	-	\$ -	5/22/2013	Apportioned
BUTTE County Totals					\$ 7,111,944.00	\$ -						
CONTRA COSTA	WEST CONTRA COSTA U	LEADERSHIP PUBLIC SCHOOLS: RICHMOND	HI	District	\$ 12,227,880.80	\$ -	27	\$ 452,884.47	-	\$ -	6/26/2013	Apportioned
CONTRA COSTA County Totals					\$ 12,227,880.80	\$ -						
LOS ANGELES	LOS ANGELES UNIFIED	ACCELERATED CHARTER ELEMENTARY	EL	District	\$ 409,377.00	\$ -	18	\$ 22,743.17	1	\$ -	5/22/2013	Apportioned
LOS ANGELES	LOS ANGELES UNIFIED	ANIMO PAT BROWN	HI	Charter	\$ 2,824,556.40	\$ -	29	\$ 97,398.50	3	\$ -	4/25/2012	Apportioned
LOS ANGELES	LOS ANGELES UNIFIED	ASPIRE CLARENDON ELEMENTARY	MI	Charter	\$ 22,302,087.00	\$ 864,263.00	23	\$ 969,655.96	4	\$ 216,065.75	5/22/2013	Apportioned
LOS ANGELES	LOS ANGELES UNIFIED	OCEAN CHARTER SCHOOL	MI	Charter	\$ 5,669,223.20	\$ 210,000.00	17	\$ 333,483.72	3	\$ 70,000.00	4/25/2012	Apportioned
LOS ANGELES	LOS ANGELES UNIFIED	OUR COMMUNITY SCHOOL-DEVONSHIRE	EL	Charter	\$ 5,687,937.00	\$ -	14	\$ 406,281.21	-	\$ -	8/24/2011	Apportioned
LOS ANGELES County Totals					\$ 36,893,180.60	\$ 1,074,263.00						
SACRAMENTO	SACRAMENTO CITY UNIF	THE LANGUAGE ACADEMY OF SACRAMENTO	MI	Charter	\$ 227,000.00	\$ 227,000.00	12	\$ 18,916.67	1	\$ 244,086.02	8/24/2011	Apportioned
SACRAMENTO County Totals					\$ 227,000.00	\$ 227,000.00						
SAN BERNARDINO	HESPERIA UNIFIED	CROSSWALK CHARTER	EL	Charter	\$ 280,280.00	\$ -	11	\$ 25,480.00	7	\$ -	5/22/2013	Apportioned
SAN BERNARDINO	HESPERIA UNIFIED	PATHWAYS TO COLLEGE	EL	Charter	\$ 4,248,369.00	\$ (241,531.00)	8	\$ 531,046.13	11	\$ (21,261.53)	5/22/2013	Apportioned
SAN BERNARDINO County Totals					\$ 4,528,649.00	\$ (241,531.00)						
SAN DIEGO	SAN DIEGO UNIFIED	MAGNOLIA SCIENCE ACADEMY-SAN DIEGO	MI	Charter	\$ 2,732,509.80	\$ -	7	\$ 390,358.54	-	\$ -	4/25/2012	Apportioned
SAN DIEGO County Totals					\$ 2,732,509.80	\$ -						
SANTA CLARA	FRANKLIN-MCKINLEY ELE	VOICES COLLEGE-BOUND LANGUAGE ACADEMY	EL	Charter	\$ 5,740,083.00	\$ -	18	\$ 318,893.50	-	\$ -	8/24/2011	Apportioned
SANTA CLARA County Totals					\$ 5,740,083.00	\$ -						
SONOMA	SANTA ROSA HIGH	ROSELAND CHARTER SCHOOL	HI	Charter	\$ 9,764,871.80	\$ 1,099,414.00	20	\$ 488,243.59	2	\$ 578,638.95	4/25/2012	Apportioned
SONOMA County Totals					\$ 9,764,871.80	\$ 1,099,414.00						
Charter Schools Grand Totals					\$ 79,226,119.00	\$ 2,159,146.00						

ATTACHMENT X - PROPOSITION 1D UNFUNDED CAREER TECHNICAL EDUCATION FACILITIES PROJECTS
YEARLY REPORT ON THE STATE GENERAL OBLIGATION BOND MEASURE FOR THE SCHOOL FACILITY PROGRAM - 2014
*Does not include loan amount. May reflect adjustment pursuant to Regulations Section 1859.193(a)(1).

County	District	School Name	Industry Sector	State Construction Funds*	Loan Amount	50 Percent Construction Costs	50 Percent Equipment Costs	50 Percent Site Development Costs	Square Feet	State Funds per Square Foot	Last SAB Date	Status
ALAMEDA	NEW HAVEN UNIFIED	JAMES LOGAN HIGH	Arts, Media, and Entertainment	\$ 394,342.00	\$ -	\$ 259,931.00	\$ 134,411.00	\$ -	2,529	\$ 155.93	10/6/2010	Apportioned
ALAMEDA County Totals				\$ 394,342.00	\$ -	\$ 259,931.00	\$ 134,411.00	\$ -				
CONTRA COSTA	PITTSBURG UNIFIED	PITTSBURG SENIOR HIGH	Education, Child Dev. Family Serv	\$ 1,411,417.00	\$ -	\$ 1,352,005.00	\$ 57,650.00	\$ -	11,580	\$ 121.88	3/20/2013	Apportioned
CONTRA COSTA	SAN RAMON VALLEY UNIFIED	DOUGHERTY VALLEY HIGH	Energy and Utilities	\$ 818,151.00	\$ -	\$ 491,351.00	\$ 161,236.00	\$ 164,543.00	2,100	\$ 389.60	8/22/2012	Apportioned
CONTRA COSTA	SAN RAMON VALLEY UNIFIED	SAN RAMON VALLEY HIGH	Arts, Media, and Entertainment	\$ 412,600.00	\$ -	\$ 236,211.00	\$ 160,084.00	\$ 15,790.00	2,310	\$ 178.61	8/22/2012	Apportioned
CONTRA COSTA County Totals				\$ 2,642,168.00	\$ -	\$ 2,079,567.00	\$ 378,970.00	\$ 180,333.00				
EL DORADO	EL DORADO UNION HIGH	PONDEROSA HIGH	Transportation	\$ 822,644.00	\$ -	\$ 528,262.00	\$ 293,355.00	\$ -	8,651	\$ 95.09	8/22/2012	Apportioned
EL DORADO County Totals				\$ 822,644.00	\$ -	\$ 528,262.00	\$ 293,355.00	\$ -				
FRESNO	KINGS CANYON JOINT UNIFIED	ORANGE COVE HIGH	Transportation	\$ 3,000,000.00	\$ -	\$ 2,547,639.00	\$ 133,425.00	\$ 318,936.00	13,332	\$ 225.02	8/22/2012	Apportioned
FRESNO County Totals				\$ 3,000,000.00	\$ -	\$ 2,547,639.00	\$ 133,425.00	\$ 318,936.00				
KERN	KERN COUNTY OFFICE OF EDUCATION	PARAMOUNT BARD ACADEMY	Agriculture and Natural Resources	\$ 723,600.00	\$ -	\$ 502,250.00	\$ 141,350.00	\$ 80,000.00	3,680	\$ 196.63	10/6/2010	Apportioned
KERN	KERN HIGH	CENTENNIAL HIGH	Engineering and Design	\$ 426,190.00	\$ -	\$ 331,753.00	\$ 94,430.00	\$ -	2,096	\$ 203.33	12/12/2012	Apportioned
KERN	KERN HIGH	FOOTHILL HIGH	Building Trades and Construction	\$ 827,753.00	\$ -	\$ 530,088.00	\$ 296,632.00	\$ -	2,000	\$ 413.88	8/22/2012	Apportioned
KERN	KERN HIGH	FOOTHILL HIGH	Agriculture and Natural Resources	\$ 839,974.00	\$ -	\$ 828,216.00	\$ 10,709.00	\$ -	6,554	\$ 128.16	8/22/2012	Apportioned
KERN	KERN HIGH	GOLDEN VALLEY HIGH	Agriculture and Natural Resources	\$ 149,901.00	\$ -	\$ 53,679.00	\$ 96,222.00	\$ -	990	\$ 151.42	12/12/2012	Apportioned
KERN	KERN HIGH	GOLDEN VALLEY HIGH	Agriculture and Natural Resources	\$ 724,092.00	\$ -	\$ 409,976.00	\$ 313,212.00	\$ -	4,255	\$ 170.17	8/22/2012	Apportioned
KERN	KERN HIGH	HIGHLAND HIGH	Agriculture and Natural Resources	\$ 434,767.00	\$ -	\$ 280,957.00	\$ 153,287.00	\$ -	3,450	\$ 126.02	5/22/2013	Apportioned
KERN	KERN HIGH	INDEPENDENCE HIGH	Manufacturing and Product Dev	\$ 193,044.00	\$ -	\$ 82,054.00	\$ 110,749.00	\$ -	1,869	\$ 103.29	8/22/2012	Apportioned
KERN	KERN HIGH	KERN VALLEY HIGH	Agriculture and Natural Resources	\$ 597,470.00	\$ -	\$ 591,474.00	\$ 5,350.00	\$ -	1,776	\$ 336.47	8/22/2012	Apportioned
KERN	KERN HIGH	RIDGEVIEW HIGH	Manufacturing and Product Dev	\$ 152,393.00	\$ -	\$ 85,330.00	\$ 66,873.00	\$ -	2,750	\$ 55.42	8/22/2012	Apportioned
KERN County Totals				\$ 5,069,284.00	\$ -	\$ 3,695,777.00	\$ 1,288,801.00	\$ 80,000.00				
LOS ANGELES	ARCADIA UNIFIED	ARCADIA HIGH	Health Science and Medical Tech	\$ 2,319,095.00	\$ -	\$ 2,192,547.00	\$ 123,653.00	\$ -	10,680	\$ 217.14	8/22/2012	Apportioned
LOS ANGELES	ARCADIA UNIFIED	ARCADIA HIGH	Engineering and Design	\$ 471,551.00	\$ -	\$ 389,177.00	\$ 81,785.00	\$ -	3,973	\$ 118.69	8/22/2012	Apportioned
LOS ANGELES	BELLFLOWER UNIFIED	BELLFLOWER HIGH	Building Trades and Construction	\$ 76,990.00	\$ -	\$ -	\$ 76,990.00	\$ -	1,950	\$ 39.48	12/12/2012	Apportioned
LOS ANGELES	LONG BEACH UNIFIED	EARLY COLLEGE ACADEMIC & TECH SCHOOL	Public Services	\$ 3,000,000.00	\$ -	\$ 2,620,019.00	\$ 292,005.00	\$ 87,976.00	10,191	\$ 294.38	12/12/2012	Apportioned
LOS ANGELES	LOS ANGELES UNIFIED	BELL EDUCATION & CAREER CENTER	Building Trades and Construction	\$ 2,416,897.00	\$ -	\$ 2,347,332.00	\$ 69,543.00	\$ -	8,458	\$ 285.75	5/22/2013	Apportioned
LOS ANGELES	LOS ANGELES UNIFIED	BELL EDUCATION & CAREER CENTER	Marketing, Sales, Services	\$ 1,535,876.00	\$ -	\$ 1,509,564.00	\$ 24,395.00	\$ -	5,439	\$ 282.38	5/22/2013	Apportioned
LOS ANGELES	LOS ANGELES UNIFIED	CENTRAL LA AREA HS #9	Arts, Media, and Entertainment	\$ 1,966,033.00	\$ -	\$ 1,725,309.00	\$ 514,750.00	\$ -	3,432	\$ 572.85	8/22/2012	Apportioned
LOS ANGELES	LOS ANGELES UNIFIED	FRANCISCO BRAVO MEDICAL MAGNET HIGH	Health Science and Medical Tech	\$ 50,000.00	\$ -	\$ -	\$ 50,000.00	\$ -	2,080	\$ 24.04	10/6/2010	Apportioned
LOS ANGELES	LOS ANGELES UNIFIED	GARFIELD (JAMES A.) SENIOR HIGH	Arts, Media, and Entertainment	\$ 3,000,000.00	\$ -	\$ 1,374,734.00	\$ 400,000.00	\$ -	5,516	\$ 543.87	8/22/2012	Apportioned
LOS ANGELES	LOS ANGELES UNIFIED	UNIVERSITY SENIOR HIGH	Arts, Media, and Entertainment	\$ 1,403,535.00	\$ -	\$ 1,065,398.00	\$ 336,385.00	\$ -	6,227	\$ 225.40	8/22/2012	Apportioned
LOS ANGELES	POMONA UNIFIED	FREMONT SCHOOLS DESIGN & ENGINEERING ACADEMY	Engineering and Design	\$ 1,904,016.00	\$ -	\$ 1,278,943.00	\$ 328,342.00	\$ 296,731.00	4,900	\$ 388.57	5/22/2013	Apportioned
LOS ANGELES County Totals				\$ 18,143,993.00	\$ -	\$ 14,503,023.00	\$ 2,294,853.00	\$ 384,707.00				
RIVERSIDE	DESERT SANDS UNIFIED	INDIO HIGH	Building Trades and Construction	\$ 1,041,912.00	\$ -	\$ 878,992.00	\$ 105,972.00	\$ 55,647.00	6,606	\$ 157.72	8/22/2012	Apportioned
RIVERSIDE	DESERT SANDS UNIFIED	INDIO HIGH	Agriculture and Natural Resources	\$ 2,670,065.00	\$ -	\$ 2,131,565.00	\$ 101,673.00	\$ 433,494.00	17,788	\$ 150.10	8/22/2012	Apportioned
RIVERSIDE	RIVERSIDE UNIFIED	RAMONA HIGH	Arts, Media, and Entertainment	\$ 580,412.00	\$ -	\$ 270,668.00	\$ 309,019.00	\$ -	8,075	\$ 71.88	8/22/2012	Apportioned
RIVERSIDE County Totals				\$ 4,292,389.00	\$ -	\$ 3,281,225.00	\$ 516,664.00	\$ 489,141.00				
SAN BERNARDINO	COLTON-REDLANDS-YUCAIPA ROP	BLOOMINGTON HIGH	Transportation	\$ 2,050.00	\$ -	\$ -	\$ 2,050.00	\$ -	5,000	\$ 0.41	10/26/2011	Apportioned
SAN BERNARDINO	SNOWLINE JOINT UNIFIED	SERRANO HIGH	Health Science and Medical Tech	\$ 1,093,051.00	\$ -	\$ 1,027,462.00	\$ 65,589.00	\$ -	4,800	\$ 227.72	10/6/2010	Apportioned
SAN BERNARDINO	SNOWLINE JOINT UNIFIED	SERRANO HIGH	Arts, Media, and Entertainment	\$ 1,031,968.00	\$ -	\$ 1,003,579.00	\$ 28,389.00	\$ -	4,800	\$ 214.99	10/6/2010	Apportioned
SAN BERNARDINO County Totals				\$ 2,127,069.00	\$ -	\$ 2,031,041.00	\$ 96,028.00	\$ -				
SAN DIEGO	ESCONDIDO UNION HIGH	SAN PASQUAL HIGH	Engineering and Design	\$ 20,137.00	\$ -	\$ -	\$ 20,137.00	\$ -	1,681	\$ 11.98	12/12/2012	Apportioned
SAN DIEGO	GROSSMONT UNION HIGH	GROSSMONT HIGH	Transportation	\$ 1,611,236.00	\$ -	\$ 999,187.00	\$ 475,467.00	\$ 136,582.00	6,670	\$ 241.56	5/22/2013	Apportioned
SAN DIEGO	SAN DIEGO UNIFIED	CLAIREMONT SENIOR HIGH	Finance and Business	\$ 2,922,383.00	\$ -	\$ 2,206,368.00	\$ 431,002.00	\$ 281,368.00	10,140	\$ 288.20	8/22/2012	Apportioned
SAN DIEGO	SAN DIEGO UNIFIED	HENRY SENIOR HIGH	Arts, Media, and Entertainment	\$ 1,472,000.00	\$ -	\$ 1,362,377.00	\$ 107,785.00	\$ -	8,148	\$ 180.66	8/22/2012	Apportioned
SAN DIEGO	SAN DIEGO UNIFIED	HENRY SENIOR HIGH	Engineering and Design	\$ 539,214.00	\$ -	\$ 481,241.00	\$ 57,300.00	\$ -	5,950	\$ 90.62	5/22/2013	Apportioned
SAN DIEGO	SAN DIEGO UNIFIED	HOOVER SENIOR HIGH	Information Technology	\$ 1,023,762.00	\$ -	\$ 332,280.00	\$ 357,924.00	\$ -	5,388	\$ 190.01	8/22/2012	Apportioned
SAN DIEGO	SAN DIEGO UNIFIED	KEARNY SENIOR HIGH	Building Trades and Construction	\$ 988,046.00	\$ -	\$ 837,417.00	\$ 47,886.00	\$ 101,909.00	2,345	\$ 421.34	8/22/2012	Apportioned
SAN DIEGO	SAN DIEGO UNIFIED	MIRA MESA SENIOR HIGH	Hospitality, Tourism, Recreation	\$ 1,429,552.00	\$ -	\$ 1,194,790.00	\$ 232,977.00	\$ -	6,993	\$ 204.43	8/22/2012	Apportioned
SAN DIEGO	SAN DIEGO UNIFIED	SAN DIEGO SCIENCE AND TECHNOLOGY	Health Science and Medical Tech	\$ 473,701.00	\$ -	\$ 427,619.00	\$ 45,491.00	\$ -	4,582	\$ 103.38	8/22/2012	Apportioned
SAN DIEGO County Totals				\$ 10,480,031.00	\$ -	\$ 7,841,279.00	\$ 1,775,568.00	\$ 519,856.00				
SAN JOAQUIN	MANTECA UNIFIED	MANTECA HIGH	Health Science and Medical Tech	\$ 2,256,033.00	\$ -	\$ 1,998,870.00	\$ 147,586.00	\$ 106,750.00	17,394	\$ 129.70	8/22/2012	Apportioned
SAN JOAQUIN	STOCKTON UNIFIED	EDISON SENIOR HIGH	Arts, Media, and Entertainment	\$ 3,000,000.00	\$ -	\$ 2,912,000.00	\$ 88,000.00	\$ -	12,256	\$ 244.78	8/22/2012	Apportioned
SAN JOAQUIN	TRACY JOINT UNIFIED	TRACY HIGH	Agriculture and Natural Resources	\$ 514,730.00	\$ -	\$ 444,410.00	\$ 69,677.00	\$ -	2,877	\$ 178.91	8/22/2012	Apportioned
SAN JOAQUIN County Totals				\$ 5,770,763.00	\$ -	\$ 5,355,280.00	\$ 305,273.00	\$ 106,750.00				
SANTA CLARA	CAMPBELL UNION HIGH	DEL MAR HIGH	Health Science and Medical Tech	\$ 611,116.00	\$ -	\$ 581,506.00	\$ 28,847.00	\$ -	3,905	\$ 156.50	8/22/2012	Apportioned
SANTA CLARA	CAMPBELL UNION HIGH	PROSPECT HIGH	Information Technology	\$ 1,004,492.00	\$ -	\$ 861,942.00	\$ 141,296.00	\$ -	9,015	\$ 111.42	8/22/2012	Apportioned
SANTA CLARA	CAMPBELL UNION HIGH	WESTMONT HIGH	Agriculture and Natural Resources	\$ 626,746.00	\$ -	\$ 561,869.00	\$ 17,361.00	\$ 46,734.00	6,480	\$ 96.72	8/22/2012	Apportioned
SANTA CLARA	CAMPBELL UNION HIGH	WESTMONT HIGH	Engineering and Design	\$ 1,068,335.00	\$ -	\$ 653,792.00	\$ 413,209.00	\$ -	5,391	\$ 198.17	5/22/2013	Apportioned
SANTA CLARA	PALO ALTO UNIFIED	PALO ALTO HIGH	Arts, Media, and Entertainment	\$ 3,000,000.00	\$ -	\$ 2,197,366.00	\$ 702,634.00	\$ 100,000.00	198	\$ 15,151.52	8/22/2012	Apportioned
SANTA CLARA County Totals				\$ 6,310,689.00	\$ -	\$ 4,856,475.00	\$ 1,303,347.00	\$ 146,734.00				
SISKIYOU	SISKIYOU UNION HIGH	HAPPY CAMP HIGH	Manufacturing and Product Dev	\$ 296,772.00	\$ -	\$ 196,375.00	\$ 68,800.00	\$ 26,325.00	2,400	\$ 123.66	10/6/2010	Apportioned
SISKIYOU	SISKIYOU UNION HIGH	MC CLOUD HIGH	Hospitality, Tourism, Recreation	\$ 143,380.00	\$ -	\$ 98,000.00	\$ 42,570.00	\$ -	1,200	\$ 119.48	10/6/2010	Apportioned

ATTACHMENT X - PROPOSITION 1D UNFUNDED CAREER TECHNICAL EDUCATION FACILITIES PROJECTS												
YEARLY REPORT ON THE STATE GENERAL OBLIGATION BOND MEASURE FOR THE SCHOOL FACILITY PROGRAM - 2014												
*Does not include loan amount. May reflect adjustment pursuant to Regulations Section 1859.193(a)(1).												
County	District	School Name	Industry Sector	State Construction Funds*	Loan Amount	50 Percent Construction Costs	50 Percent Equipment Costs	50 Percent Site Development Costs	Square Feet	State Funds per Square Foot	Last SAB Date	Status
SISKIYOU County Totals				\$ 440,152.00	\$ -	\$ 294,375.00	\$ 111,370.00	\$ 26,325.00				
STANISLAUS	CERES UNIFIED	CERES HIGH	Manufacturing and Product Dev	\$ 1,202,802.00	\$ -	\$ 928,732.00	\$ 272,568.00	\$ -	4,960	\$ 242.50	8/22/2012	Apportioned
STANISLAUS	PATTERSON JOINT UNIFIED	PATTERSON HIGH	Agriculture and Natural Resources	\$ 2,467,386.00	\$ -	\$ 2,019,824.00	\$ 244,250.00	\$ 200,232.00	9,840	\$ 250.75	5/22/2013	Apportioned
STANISLAUS County Totals				\$ 3,670,188.00	\$ -	\$ 2,948,556.00	\$ 516,818.00	\$ 200,232.00				
SUTTER	SUTTER UNION HIGH	SUTTER HIGH	Agriculture and Natural Resources	\$ 123,289.00	\$ -	\$ 70,000.00	\$ 50,000.00	\$ -	9,808	\$ 12.57	5/22/2013	Apportioned
SUTTER	YUBA CITY UNIFIED	YUBA CITY HIGH	Transportation	\$ 840,672.00	\$ -	\$ 666,365.00	\$ 173,257.00	\$ -	4,100	\$ 205.04	8/22/2012	Apportioned
SUTTER County Totals				\$ 963,961.00	\$ -	\$ 736,365.00	\$ 223,257.00	\$ -				
Career Tech Grand Totals				\$ 64,127,673.00	\$ -	\$ 50,958,795.00	\$ 9,372,141.00	\$ 2,453,014.00				

ATTACHMENT Y - PROPOSITION 1D UNFUNDED OVERCROWDING RELIEF GRANT PROJECTS
YEARLY REPORT ON THE STATE GENERAL OBLIGATION BOND MEASURE FOR THE SCHOOL FACILITY PROGRAM - 2014

*State construction funds represent the State match for the project minus site acquisition unfunded approvals.

**Does not include site acquisition or financial hardship approvals.

***Includes multi-purpose rooms, administrative facilities, gymnasiums, and libraries.

County	District	School Name	Grade	State Construction Funds*	State Site Acquisition Funds	Financial Hardship Funds	Classrooms	State Construction Funds per Classroom**	Proposed Acres	Site Funds Per Acre	Non-Classroom Facility Square Feet***	Last SAB Date	Status
FRESNO	FRESNO UNIFIED	DESIGN SCIENCE EARLY COLLEGE HIGH	HI	\$ 5,867,233.00	\$ -	\$ -	9	\$ 533,384.82	-	-	-	3/20/2013	Apportioned
FRESNO County Totals				\$ 5,867,233.00	\$ -	\$ -							
LOS ANGELES	BALDWIN PARK UNIFIED	DEANZA ELEMENTARY	EL	\$ 2,399,802.00	\$ -	\$ -	8	\$ 299,975.25	-	-	-	3/20/2013	Apportioned
LOS ANGELES	EL MONTE CITY	COLUMBIA ELEMENTARY	MI	\$ 5,286,909.00	\$ -	\$ -	21	\$ 251,757.57	-	-	-	5/22/2013	Apportioned
LOS ANGELES	EL MONTE CITY	WRIGHT ELEMENTARY	MI	\$ 5,340,449.00	\$ -	\$ -	12	\$ 445,037.42	-	-	-	5/22/2013	Apportioned
LOS ANGELES	GLENDALE UNIFIED	BALBOA ELEMENTARY	EL	\$ 7,086,430.00	\$ -	\$ -	12	\$ 590,535.83	-	-	-	3/20/2013	Apportioned
LOS ANGELES	GLENDALE UNIFIED	FREMONT (JOHN C.) ELEMENTARY	EL	\$ 7,722,626.00	\$ -	\$ -	17	\$ 454,272.12	-	-	-	3/20/2013	Apportioned
LOS ANGELES	GLENDALE UNIFIED	GLENDALE SENIOR HIGH	HI	\$ 5,906,671.00	\$ -	\$ -	10	\$ 590,667.10	-	-	-	3/20/2013	Apportioned
LOS ANGELES	GLENDALE UNIFIED	HOOVER (HERBERT) SENIOR HIGH	HI	\$ 4,643,064.00	\$ -	\$ -	7	\$ 663,294.86	-	-	-	3/20/2013	Apportioned
LOS ANGELES	GLENDALE UNIFIED	JEFFERSON (THOMAS) ELEMENTARY	EL	\$ 6,801,903.00	\$ -	\$ -	12	\$ 566,825.25	-	-	-	3/20/2013	Apportioned
LOS ANGELES	GLENDALE UNIFIED	LA CRESCENTA ELEMENTARY	EL	\$ 4,687,357.00	\$ -	\$ -	14	\$ 334,811.21	-	-	-	3/20/2013	Apportioned
LOS ANGELES	GLENDALE UNIFIED	LINCOLN (ABRAHAM) ELEMENTARY	EL	\$ 2,152,464.00	\$ -	\$ -	5	\$ 430,492.80	-	-	-	3/20/2013	Apportioned
LOS ANGELES	GLENDALE UNIFIED	MUIR (JOHN) ELEMENTARY	EL	\$ 3,700,634.00	\$ -	\$ -	10	\$ 370,063.40	-	-	-	3/20/2013	Apportioned
LOS ANGELES	GLENDALE UNIFIED	VERDUGO WOODLANDS ELEMENTARY	EL	\$ 10,070,841.00	\$ -	\$ -	20	\$ 503,542.05	-	-	-	3/20/2013	Apportioned
LOS ANGELES	GLENDALE UNIFIED	WHITE (R. D.) ELEMENTARY	EL	\$ 5,568,599.00	\$ -	\$ -	14	\$ 397,757.07	-	-	-	3/20/2013	Apportioned
LOS ANGELES	LOS ANGELES UNIFIED	GARFIELD (JAMES A.) SENIOR HIGH	HI	\$ 11,759,089.00	\$ -	\$ -	16	\$ 734,943.06	-	-	-	5/22/2013	Apportioned
LOS ANGELES	LOS ANGELES UNIFIED	HARBOR CITY ELEMENTARY	EL	\$ 4,943,445.00	\$ 5,643.00	\$ -	12	\$ 411,953.75	-	-	-	3/20/2013	Apportioned
LOS ANGELES	LOS ANGELES UNIFIED	SOLANO AVENUE ELEMENTARY	EL	\$ 2,608,743.00	\$ -	\$ -	6	\$ 417,790.50	-	-	-	9/22/2012	Apportioned
LOS ANGELES	LOS ANGELES UNIFIED	SOUTH REGION HIGH #8	HI	\$ 29,049,470.00	\$ 10,574,520.00	\$ -	37	\$ 785,120.81	8	\$ 1,263,383.51	-	6/26/2013	Apportioned
LOS ANGELES	LYNWOOD UNIFIED	LINCOLN ELEMENTARY	EL	\$ 7,212,229.00	\$ -	\$ -	14	\$ 515,159.21	-	-	-	3/20/2013	Apportioned
LOS ANGELES	LYNWOOD UNIFIED	WASHINGTON ELEMENTARY	EL	\$ 8,758,173.00	\$ -	\$ -	16	\$ 547,385.81	-	-	-	3/20/2013	Apportioned
LOS ANGELES	MONTEBELLO UNIFIED	MONTEBELLO INTERMEDIATE	MI	\$ 4,432,928.00	\$ -	\$ -	11	\$ 402,993.45	-	-	-	5/22/2013	Apportioned
LOS ANGELES	PASADENA UNIFIED	MCKINLEY ELEMENTARY	HI	\$ 3,867,545.00	\$ -	\$ -	5	\$ 773,509.00	-	-	-	5/22/2013	Apportioned
LOS ANGELES	WALNUT VALLEY UNIFIED	CHAPARRAL MIDDLE	MI	\$ 3,474,941.00	\$ -	\$ -	14	\$ 248,210.07	-	-	-	5/22/2013	Apportioned
LOS ANGELES County Totals				\$ 147,372,312.00	\$ 10,580,163.00	\$ -							
ORANGE	SANTA ANA UNIFIED	FRANKLIN ELEMENTARY	EL	\$ 5,953,354.00	\$ -	\$ -	15	\$ 396,890.27	-	-	-	5/22/2013	Apportioned
ORANGE	SANTA ANA UNIFIED	KING	EL	\$ 5,809,951.00	\$ -	\$ -	16	\$ 363,121.94	-	-	-	3/20/2013	Apportioned
ORANGE	SANTA ANA UNIFIED	WILSON ELEMENTARY	EL	\$ 3,169,031.00	\$ -	\$ -	8	\$ 396,128.88	-	-	-	3/20/2013	Apportioned
ORANGE County Totals				\$ 14,932,336.00	\$ -	\$ -							
RIVERSIDE	PERRIS UNION HIGH	PERRIS HIGH	HI	\$ 7,470,014.00	\$ -	\$ -	16	\$ 466,875.88	-	-	-	5/22/2013	Apportioned
RIVERSIDE	PERRIS UNION HIGH	PERRIS HIGH	HI	\$ 2,870,286.00	\$ -	\$ -	4	\$ 667,571.50	-	-	-	5/22/2013	Apportioned
RIVERSIDE	RIVERSIDE UNIFIED	LIBERTY ELEMENTARY	EL	\$ 4,359,240.00	\$ -	\$ -	11	\$ 396,294.55	-	-	-	3/20/2013	Apportioned
RIVERSIDE County Totals				\$ 14,499,540.00	\$ -	\$ -							
SAN BERNARDINO	RIALTO UNIFIED	JEHUE MIDDLE	MI	\$ 1,663,899.00	\$ -	\$ -	4	\$ 415,974.75	-	-	-	5/22/2013	Apportioned
SAN BERNARDINO	RIALTO UNIFIED	KELLEY ELEMENTARY	EL	\$ 2,416,539.00	\$ -	\$ -	6	\$ 402,756.50	-	-	-	5/22/2013	Apportioned
SAN BERNARDINO	RIALTO UNIFIED	KUCERA (ETHEL) MIDDLE	MI	\$ 1,654,574.00	\$ -	\$ -	4	\$ 388,643.50	-	-	-	3/20/2013	Apportioned
SAN BERNARDINO County Totals				\$ 5,635,012.00	\$ -	\$ -							
SAN FRANCISCO	SAN FRANCISCO UNIFIED	ULLOA ELEMENTARY	EL	\$ 1,270,591.00	\$ -	\$ -	5	\$ 254,118.20	-	-	-	5/22/2013	Apportioned
SAN FRANCISCO County Totals				\$ 1,270,591.00	\$ -	\$ -							
VENTURA	SANTA PAULA UNIFIED	SANTA PAULA UNION HIGH	HI	\$ 4,996,625.00	\$ -	\$ -	12	\$ 416,385.42	-	-	-	5/22/2013	Apportioned
VENTURA County Totals				\$ 4,996,625.00	\$ -	\$ -							
Overcrowding Relief Grant Grand Totals				\$ 194,573,649.00	\$ 10,580,163.00	\$ -							

ATTACHMENT Z

Career Technical Education Service Regions

