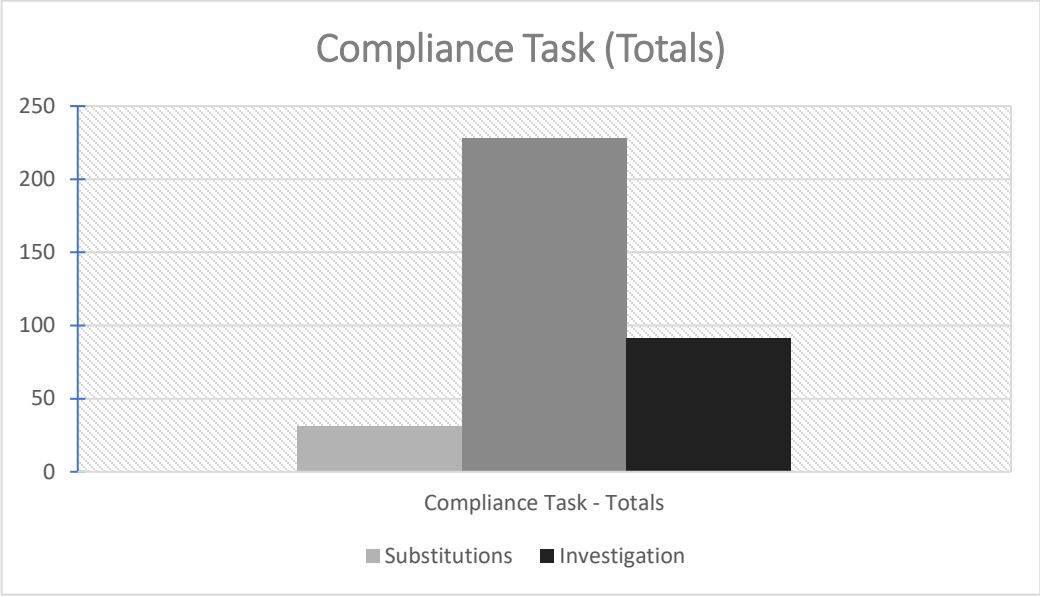


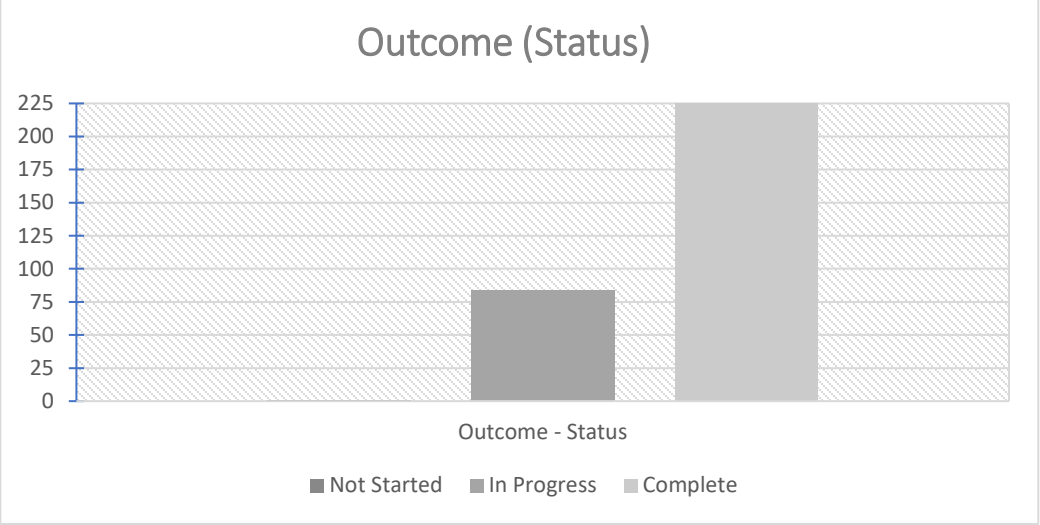
# Compliance Statistics - Yearly Report (2025)

Office of Small Business and Disabled Veteran Business Enterprise Services

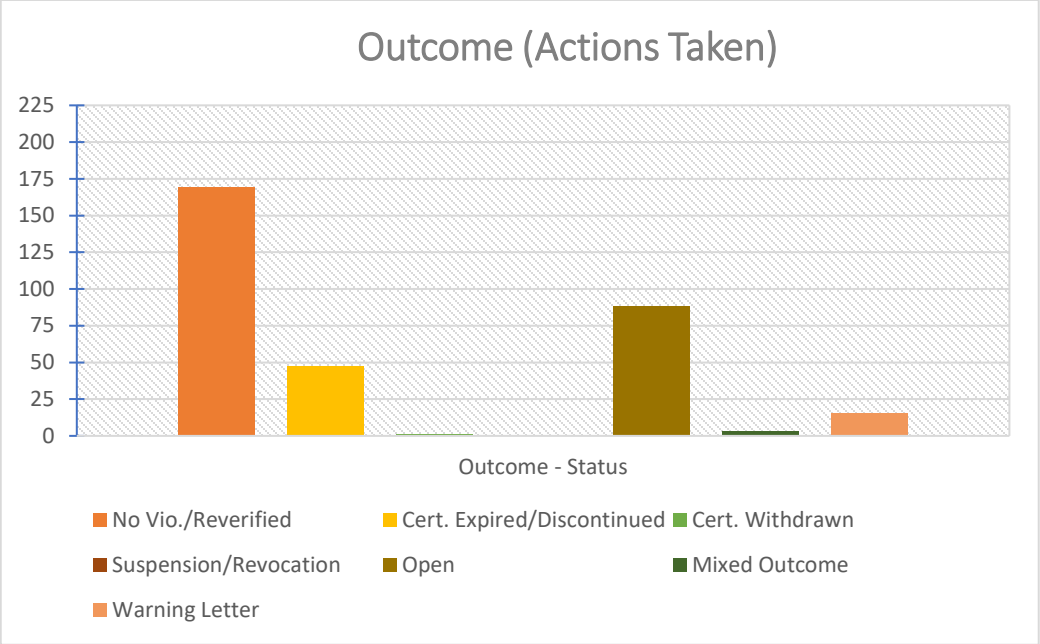
Compliance Task (Totals)	Totals
Substitutions	31
Reviews	228
Investigations	92



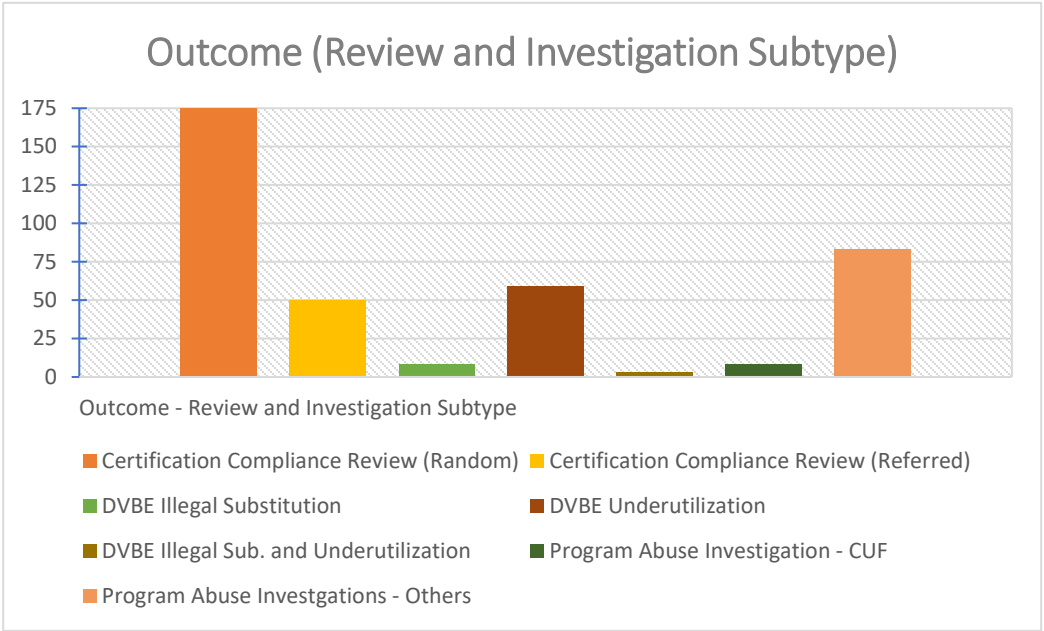
Outcome (Status)	Totals
Not Started	0
In Progress (All Assignments)	85
Complete	235



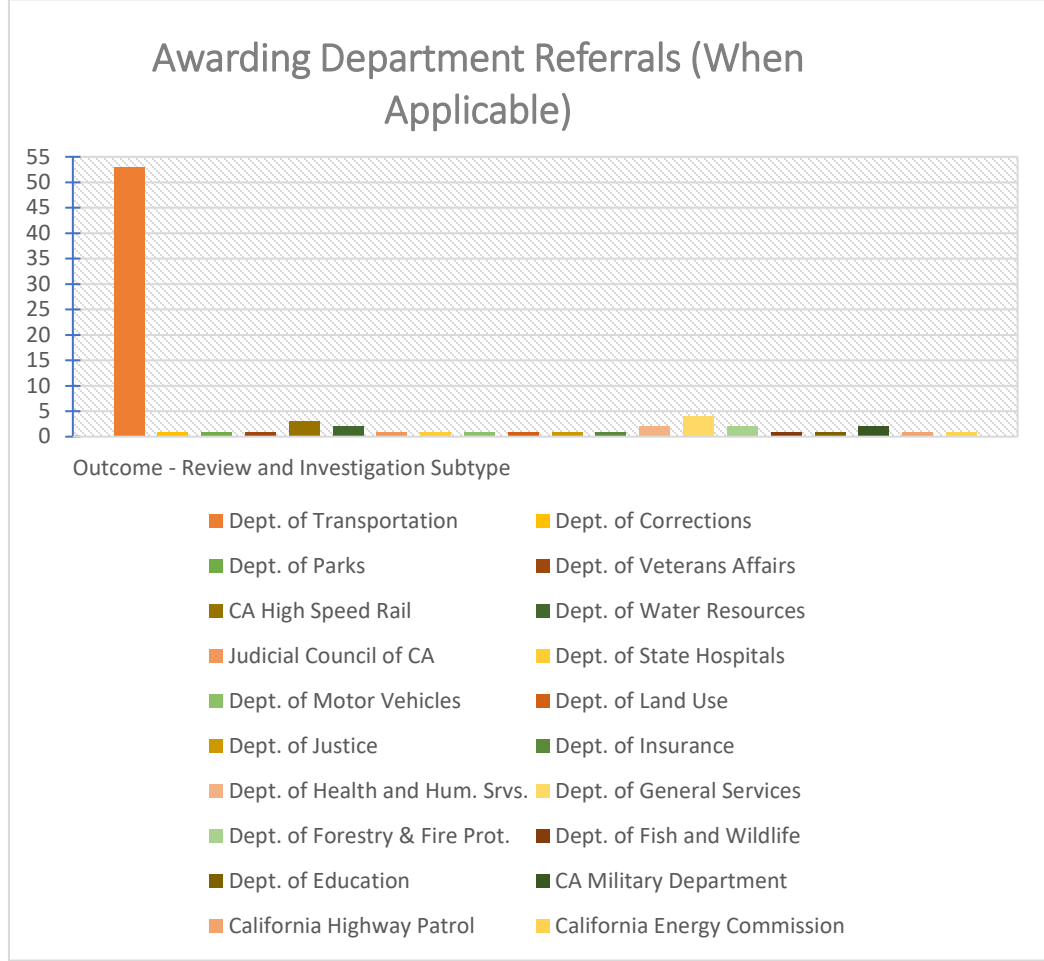
Outcome (Actions Taken)	Totals
No Violation/Reverified	169
Cert. Expired/Discontinued	47
Cert. Withdrawn	1
Suspension/Revocation	0
Open	88
Mixed Outcome	3
Warning Letter	15



Outcome (Review and Investigation Subtype)	Totals
Certification Compliance Review (Randomized)	179
Certification Compliance Review (Referred)	50
DVBE Illegal Substitution	8
DVBE Underutilization	59
DVBE Illegal Substitution and Underutilization	3
Program Abuse Investigation - CUF	8
Program Abuse Investigation - Others	83



Awarding Department Referrals (When Applicable)	Totals
Dept. of Transportation	53
Dept. of Corrections	1
Dept. of Parks	1
Dept. of Veterans Affairs	1
CA High Speed Rail	3
Dept. of Water Resources	2
Judicial Council of CA	1
Dept. of State Hospitals	1
Dept. of Motor Vehicles	1
Dept. of Land Use (GOLUCI)	1
Dept. of Justice	1
Dept. of Insurance	1
Dept. of Health and Hum. Srvs.	2
Dept. of General Services	4
Dept. of Forestry & Fire Prot.	2
Dept. of Fish and Wildlife	1
Dept. of Education	1
CA Military Department	2
California Highway Patrol	1
California Energy Commission	1



Firm Type (Where Applicable)	Totals
Construction (Only)	57
Manufacturer (Only)	1
Service (Only)	99
Non-Manufacturer (Only)	19
Service & Construction	65
Service, Construction, & Manufacturer	1
Service, Manufacturer, Non-Manufacturer	2
Service, Construction, Non-Manufacturer	13
Service & Non-Manufacturer	34
All Categories	1
N/A or No Data	27

