

OPSC Online - User Guide

Career Technical Education Facilities Program

Application for Career Technical Education Facilities Funding (Form SAB 50-10) Submittal Process

(as of December 10, 2018)

Background - Career Technical Education Facilities Program

The Career Technical Education Facilities Program (CTEFP) provides funding to qualifying school districts and joint powers authorities (JPA) for the construction of new facilities, modernization or reconfiguration of existing facilities, and equipment to integrate Career Technical Education programs into comprehensive high schools.

Career Technical Education provides a program of study that involves a multi-year sequence of courses that integrates core academic knowledge with technical and occupational knowledge to provide students with a pathway to postsecondary education and careers. The California Department of Education (CDE) currently recognizes 15 industry sectors; each sector contains several pathways. A complete guide may be found under the CDE's adopted [CTE Framework](#) (PDF), and additional information is available on the [CDE's website](#) (link).

OPSC Online

OPSC Online was created by the Office of Public School Construction (OPSC) to allow applicants to the CTEFP to instantly submit the *Application for Career Technical Education Facilities Funding* (Form SAB 50-010) to OPSC.

While it is not mandatory to use the online submittal, OPSC encourages school districts to use the online application and submit feedback to OPSC, as future phases of the online application will extend to all School Facility Program (SFP) programs.

Why should I use the online application?

Upon submittal of the online application by the authorized District Representative or District Superintendent, the application receives a tentative Application Received Date. Currently, OPSC requires a wet-signature copy of the application form and attached documents be submitted by mail. However, provided the wet-signature copies and required documents are received within seven calendar days, OPSC will consider the online submittal date as the official Application Received Date. OPSC is actively exploring online attachments and electronic signatures for future phases; however, use of the online submission and earlier Application Received dates is effective immediately.

What's New (December 2018 Release)?

- New User Interfaces that includes American with Disabilities Act compliance (W3C / WAI-AA / WCAG 2.1).
- An improved wizard navigation, from horizontal to vertical orientation to facilitate a better user experience and usability.
- Direct access to any of the pages within the wizard (the previous version was sequential from start to finish).
- Additional grants (Prevailing Wage Monitoring and Project Assistance) are calculated as part of the wizard and included in the total eligible amount.
- Improved self-service User Management and User Profile pages. This allows districts to manage certain aspects of their authorized users without contacting OPSC.

OPSC Online - User Guide

OPSC Online

OPSC Online can be found under “Quick Links” on OPSC’s [home page](#).

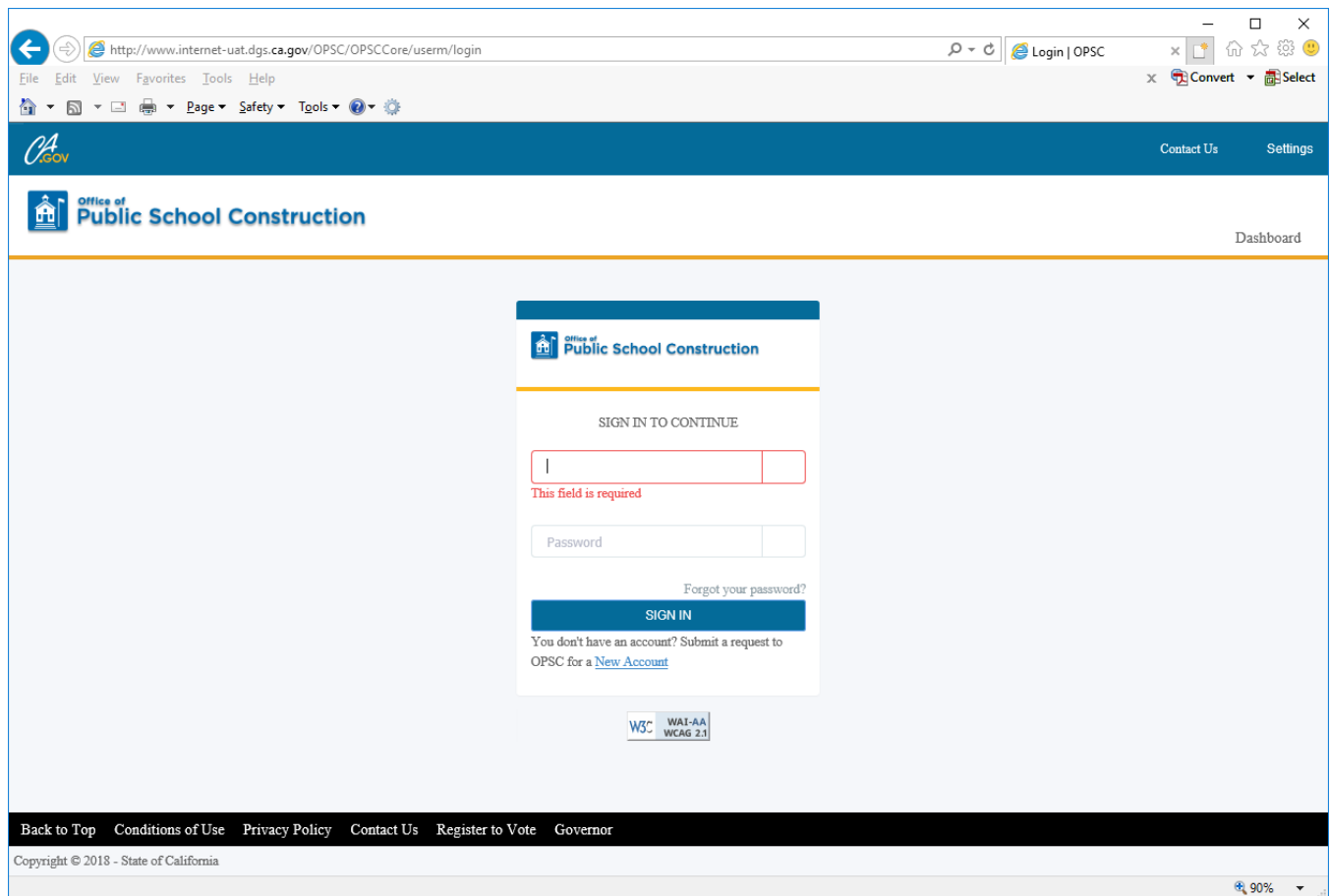
OPSC Online can also be connected to directly by clicking [here](#).

Login Information

All School District Representatives and District Superintendents on record with OPSC (as of December 10, 2018) have a user account in OPSC Online. If you do not have an account, please email OPSCOnlineSupport@dgs.ca.gov.

Delegates/Consultants?

Authorized District Representatives and Superintendents can manage users to complete applications on behalf of the District. These delegates may fill in and complete forms online; however, only the authorized District Representative and Superintendent are officially allowed to submit the online form. Each user account is linked to a unique valid email address.



Application Dashboard

Upon login, the user is directed to the Application Dashboard. The dashboard displays all applications (both drafts and submitted) created by the school district and their delegates. Applications can be sorted by the user by clicking on any column header.

District Representatives and District Superintendents are able to view all of their district's projects. School district delegates/consultants are able to view any school districts they have been authorized to act on behalf of.

Clicking anywhere on the application row directs the user to the Application Summary Page for the selected project so that the user can review application info.

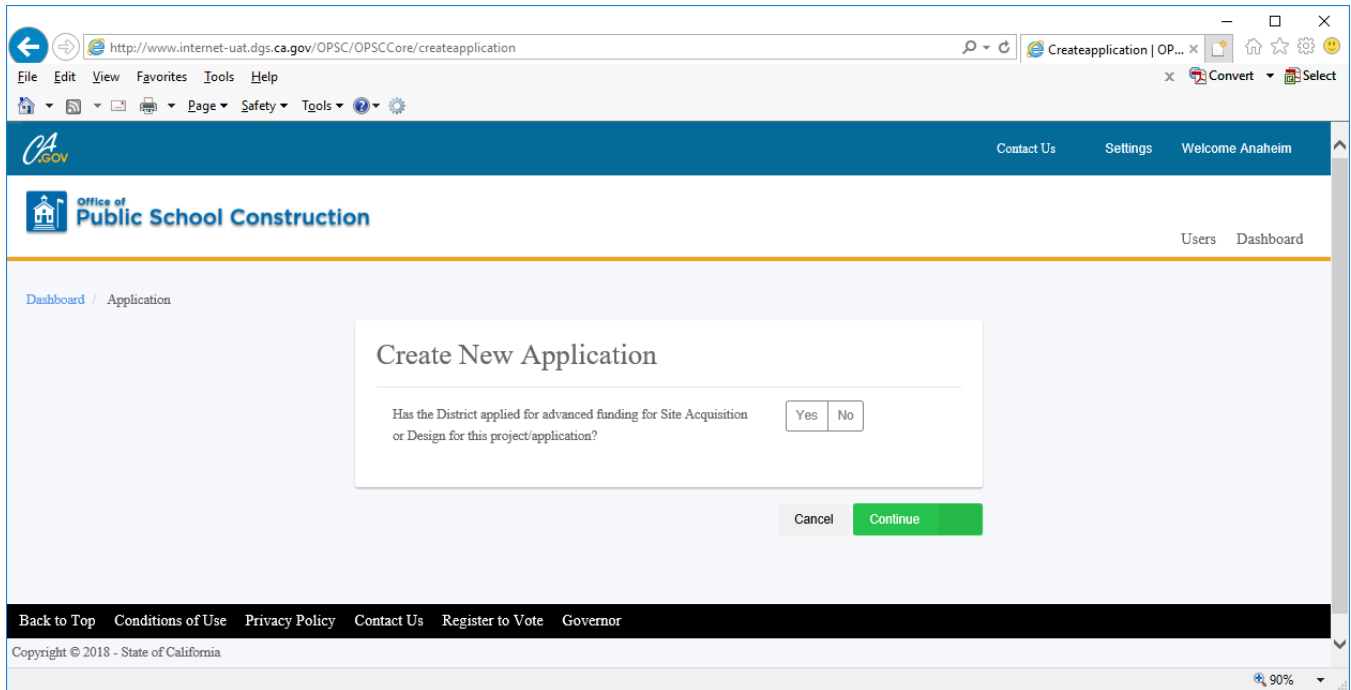
The screenshot shows a web browser window displaying the 'Application Dashboard' for the Office of Public School Construction. The page includes a navigation bar with 'Contact Us', 'Settings', and 'Welcome Anaheim'. Below the header, there is a 'Create New Application' button and a search bar. A table lists two submitted applications. The table has columns for App Name, Prog. Type, Status, OPSC App #, School/Site, District, PTN #, Submitted, OPSC Received, and Last Updated. The first application is 'Oxford High Moved To 05 Hsaa' and the second is 'Oxford Academy'. Both are marked as 'Submitted'. The page also shows pagination controls and a footer with copyright information.

App Name	Prog. Type	Status	OPSC App #	School/Site	District	PTN #	Submitted	OPSC Received	Last Updated f
Oxford High Moved To 05 Hsaa	CTE MOD	Submitted	59 / 66431 - 05 - 001	Oxford Academy	Anaheim Union High	66431-94	07/09/2018		07/09/2018
Oxford Academy	CTE MOD	Submitted	59 / 66431 - 00 - 002	Oxford Academy	Anaheim Union High	66431-94	03/06/2018		03/06/2018

To begin a new application, click on "Create New Application" and proceed to Page 4.

To manage school district delegates (school district staff, architects, and consultant) to enable them to complete applications on the school district's behalf, turn to page 47.

Create New Application

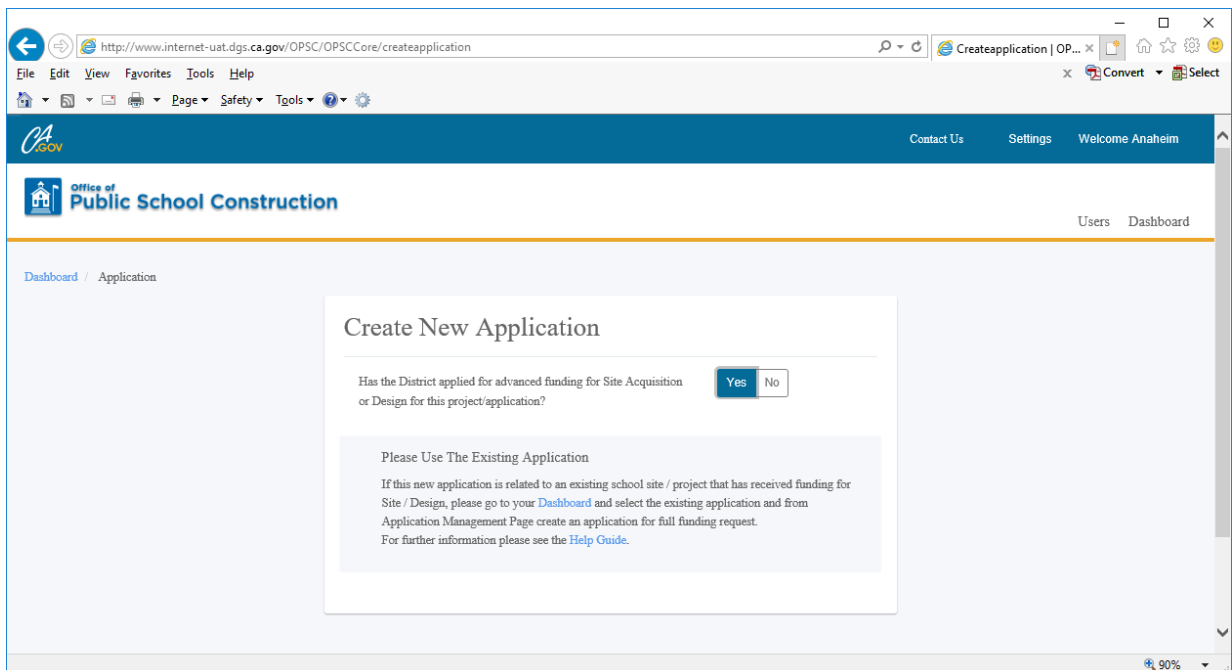


After clicking on “Create New Application” a new dialog box opens:

Has the District applied for advanced funding for Site Acquisition or Design for this project/application?

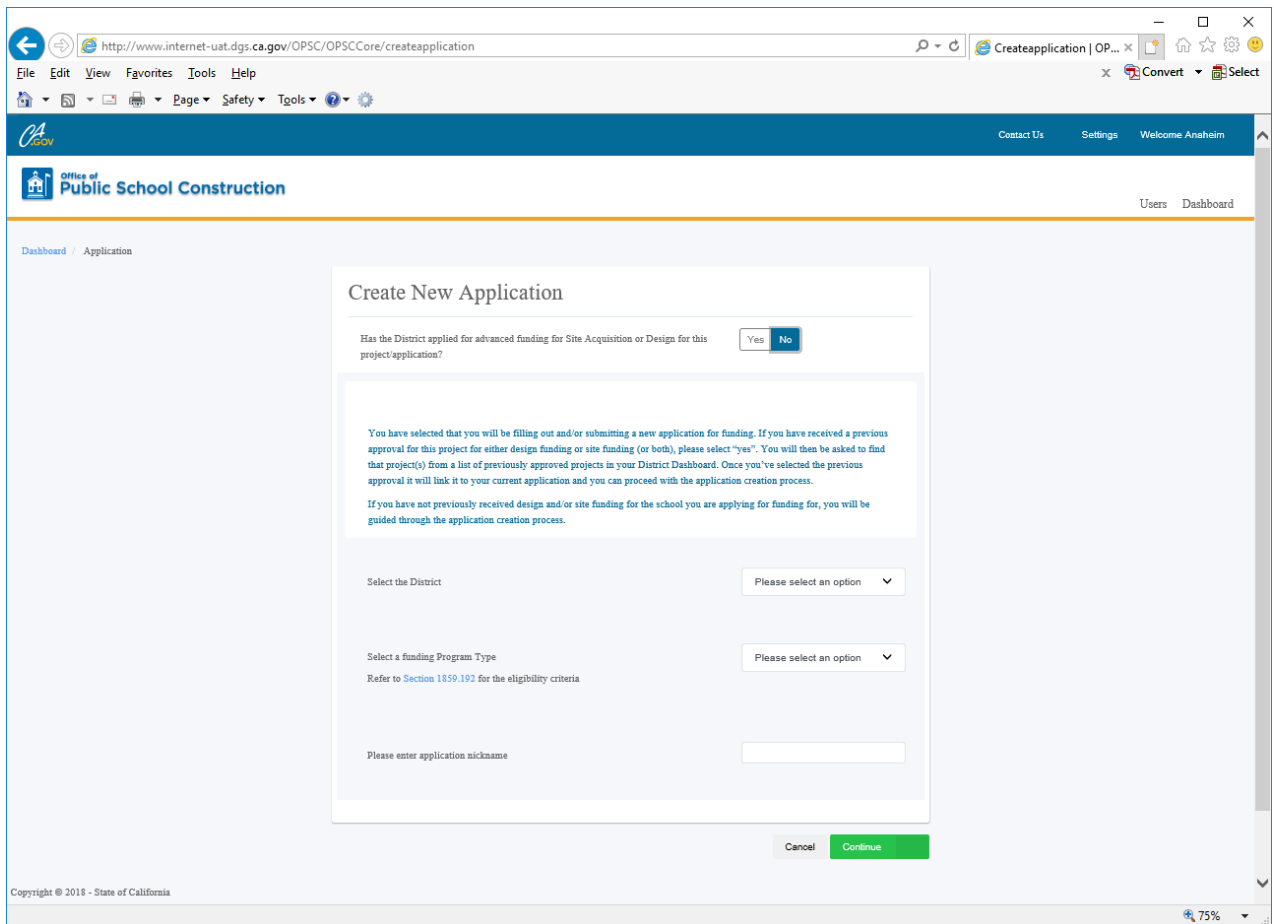
Choose “Yes” if this District is resubmitting the Form SAB 50-10 in response to a letter from OPSC requesting updated information; otherwise, click “No”.

“Yes” – The user is directed to return to the Dashboard. Search for the project that requires an updated Form SAB 50-01 and click anywhere on the row of the desired application.



Create New Application (continued)

“No” – The user will be prompted through a series of questions to complete each step in creating a new application.



The screenshot shows a web browser window with the URL <http://www.internet-uat.dgs.ca.gov/OPSC/OPSCCore/createapplication>. The page header includes the logo for the Office of Public School Construction and navigation links for 'Contact Us', 'Settings', and 'Welcome Anaheim'. The main content area is titled 'Create New Application' and contains a form with the following elements:

- A question: "Has the District applied for advanced funding for Site Acquisition or Design for this project application?" with radio buttons for "Yes" and "No".
- Instructional text: "You have selected that you will be filling out and/or submitting a new application for funding. If you have received a previous approval for this project for either design funding or site funding (or both), please select 'yes'. You will then be asked to find that project(s) from a list of previously approved projects in your District Dashboard. Once you've selected the previous approval it will link it to your current application and you can proceed with the application creation process. If you have not previously received design and/or site funding for the school you are applying for funding for, you will be guided through the application creation process."
- A dropdown menu for "Select the District" with the placeholder text "Please select an option".
- A dropdown menu for "Select a funding Program Type" with the placeholder text "Please select an option" and a reference to "Section 1859.197 for the eligibility criteria".
- A text input field for "Please enter application nickname".
- Buttons for "Cancel" and "Continue".

At the bottom left, there is a copyright notice: "Copyright © 2018 - State of California". The browser's zoom level is set to 75%.

Select the District:

District Representatives and District Superintendents default to their school district. School district delegates/consultants have the option of choosing from a list of school districts that they have been authorized to act on behalf of.

Select a funding Program Type:

Currently, OPSC Online only allows “Career Technical Education (NC)” or “Career Technical Education (Mod)” to be selected.

New Construction Projects

- The maximum grant is \$3 million per project, per school site.
- The project can be a part of a qualifying SFP New Construction application. If so, the facility must be located at the same school site as the SFP project.
- The project can be a stand-alone project.

Modernization Projects

- The maximum grant is \$1.5 million per project, per school site.
- Eligible modernization projects can include reconfiguration, or remodeling an existing building within current confines, or minimally expanding the square footage of an existing building.

Create New Application (continued)

If an application is for equipment only, the maximum grant amount determination is based on the occupancy date of the facility being equipped. If the CTE facility was occupied before May 20, 2006, the project would be considered Modernization. If the equipment is being purchased for a CTE facility that was occupied on or after May 20, 2006, the project would be considered New Construction.

Refer to [Section 1859.192](#) for the eligibility criteria.

Select High School Attendance Area:

Enter the High School Attendance Area if known. Otherwise, select “District-wide”

Please enter your Project Tracking Number (PTN #):

Enter the Project Tracking Number (PTN #) if known.

Application Name:

The user should enter a Nickname for this application to assist the user in locating it in the future. Note: editing the Nickname after creation is currently not possible.

The completed section will look like this:

The screenshot shows a web browser window with the URL <http://www.internet-uat.dgs.ca.gov/OPSC/OPSCCore/createapplication>. The page title is "Createapplication | OP...". The browser's address bar shows the URL. The page content includes a navigation bar with "Contact Us", "Settings", and "Welcome Anaheim". The main content area is titled "Create New Application" and contains the following form fields:

- Has the District applied for advanced funding for Site Acquisition or Design for this project/application? (Yes/No)
- Select the District: ANAHEIM ELEMENTARY
- Select a funding Program Type: Career Technical Educatio (Refer to [Section 1859.192](#) for the eligibility criteria)
- Select High School Attendance Area: District-wide
- Please enter your Project Tracking Number (PTN #): 68423 - 008
- Please enter application nickname: ABC High - Auto Shop

The form has "Cancel" and "Continue" buttons at the bottom.

Create New Application (continued)

Once all information has been entered, click “Continue”.

If you selected “Career Technical Education (NC)” continue to the next page.

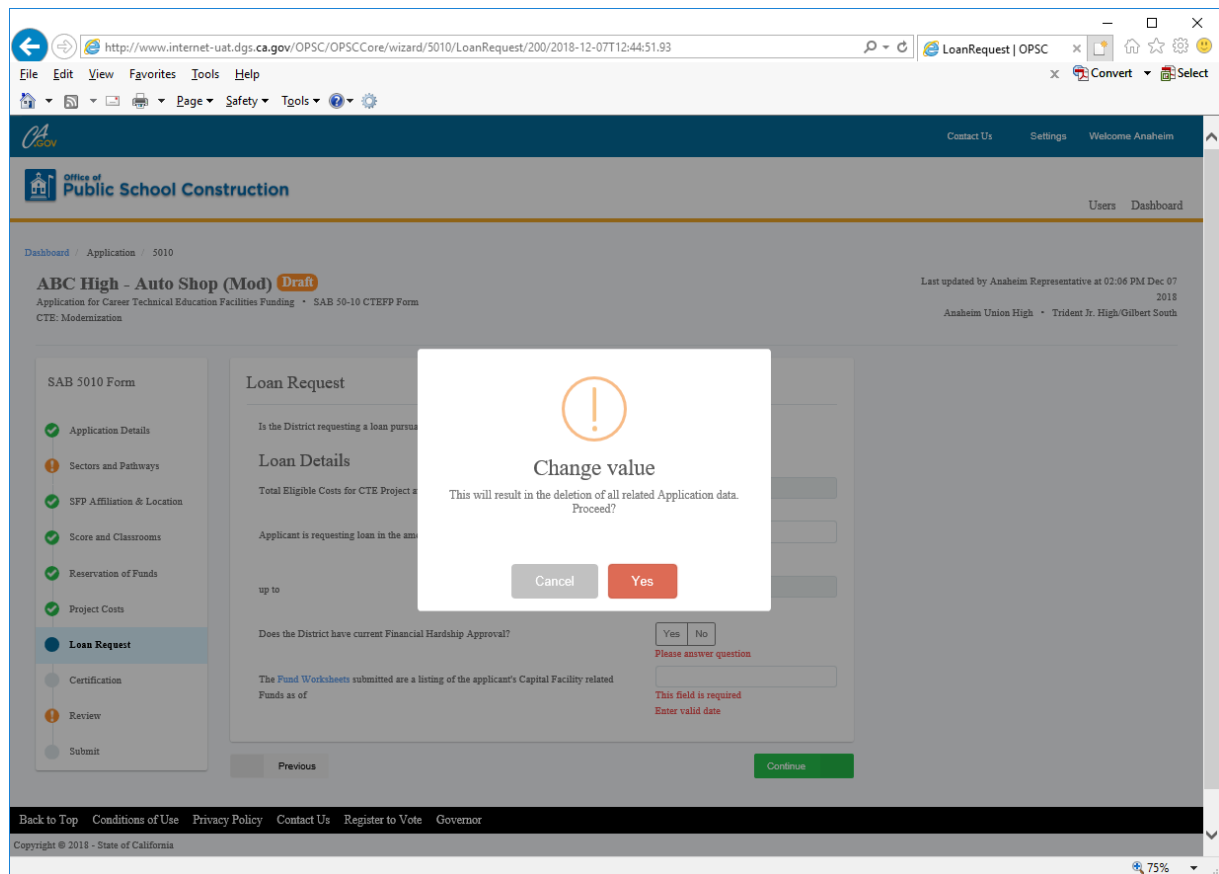
If you selected “Career Technical Education (Mod), the online wizard would use the same prompts as a New Construction application. Key differences is:

- Modernization projects are capped at \$1,500,000 for the State Share.
- Modernization projects are ineligible for Site Development funding.
- Modernization projects will not have an SFP Project Affiliation.

If you have any questions while completing the application for a Modernization project, that are not addressed in this guide, please contact OPSC.

IMPORTANT!

All calculations and project information for the submitted application are dependent on all submitted information. If you return to a previously completed page/section and change information you may receive a warning message similar to below. It is OK to change the information on the page, but you may need to return to other pages/sections to provide additional information based on the changes in circumstances for your project.



The screenshot shows a web browser window displaying the OPSC application wizard. The URL is <http://www.internet-uat.dgs.ca.gov/OPSC/OPSCCore/wizard/5010/LoanRequest/200/2018-12-07T12:44:51.93>. The page title is "LoanRequest | OPSC". The breadcrumb trail is "Dashboard / Application / 5010". The application is titled "ABC High - Auto Shop (Mod) Draft" and is for "Application for Career Technical Education Facilities Funding - SAB 50-10 CTEFP Form CTE: Modernization". The page is last updated by Anaheim Representative at 02:06 PM Dec 07 2018. The application is for Anaheim Union High - Trident Jr. High/Gilbert South. The "Loan Request" section is active, and a warning dialog box is displayed. The dialog box has a yellow warning icon and the text "Change value" and "This will result in the deletion of all related Application data. Proceed?". There are "Cancel" and "Yes" buttons. The background shows the "Loan Request" section with a question: "Is the District requesting a loan pursuant to the following?" and a "Loan Details" section with a question: "Does the District have current Financial Hardship Approval?". There are "Yes" and "No" radio buttons and a "Please answer question" message. There is also a "This field is required. Enter valid date" message. The "Continue" button is visible at the bottom right of the form.

Application for Career Technical Education Facilities Funding

Because the user selected “Career Tech Education” for the type of application to be created, the user is directed to the beginning of the CTEFP Application Page.

http://www.internet-uat.dgs.ca.gov/OPSC/OPSCCore/wizard/5010/Landing/199/2018-12-07T10:37:07.7

CA.gov Contact Us Settings Welcome Anaheim

Office of Public School Construction Users Dashboard

Dashboard / Application / 5010

Application for Career Technical Education Facilities Funding

SAB 50-10 CTEFP Form

Information and Instruction

A School District or Joint Powers Authority may enter the information required for the Application for Career Technical Education Facilities Funding (Form SAB 50-10) using this online system. Upon completion of the required information, the completed Form SAB 50-10 can be generated and printed.

The Authorized District Representative will have the option to submit the Form SAB 50-10 online. However, the printed Form SAB 50-10 must also be signed and mailed to OPSC along with the required supporting documentation. OPSC must receive the signed application and required documents within 7 calendar days of completing the online submission. If the 7th day falls on a weekend, the deadline will be the first business day following the online submission.

OPSC will record receipt of the physical application and supporting documents. If the signed application and required documents are not received by the deadline, the application will be rejected.

[START APPLICATION](#)

Back to Top Conditions of Use Privacy Policy Contact Us Register to Vote Governor

Copyright © 2018 - State of California

75%

Click on “Start Application”.

Application Details

The application wizard allows users to move sequentially through the application questions. The left-hand navigation bar also allows users to navigate directly to specific sections.

Note: OPSC will continually deploy “bug” fixes to the programming logic when identified. If you encounter a calculation error, you may need to navigate off that page and then return. Clicking “Continue” will also update calculations and validate data.

The screenshot shows a web browser window displaying the 'Application Details' page for 'ABC High - Auto Shop' (Draft). The page is part of the 'Office of Public School Construction' system. The left-hand navigation bar includes sections like 'SAB 5010 Form', 'Application Details', 'Sectors and Pathways', 'SFP Affiliation & Location', 'Score and Classrooms', 'Reservation of Funds', 'Project Costs', 'Loan Request', 'Certification', 'Review', and 'Submit'. The main content area is titled 'Application Details' and contains three sections: 'Locale' with a dropdown menu, 'Division of the State Architect Number (DSA #)' with a dropdown and a text input field, and 'DSA Approval Date' with a text input field. A green 'Continue' button is located at the bottom right of the form. The footer includes links for 'Back to Top', 'Conditions of Use', 'Privacy Policy', 'Contact Us', 'Register to Vote', and 'Governor', along with a copyright notice for 2018 - State of California.

Locale

Select the applicable Locale for this CTEFP Project.

The locale for each project shall be Urban, Suburban or Rural, as determined by the [National Center for Education Statistics](#) (NCES). To determine your locale using NCES, see "[How to Determine Your Locale](#)" (PDF).

Division of the State Architect Number (DSA #)

Enter the Division of State Architect number (if applicable) and DSA Plan Approval Date.

Application Details (continued)

The completed section will look like this:

The screenshot shows a web browser window displaying the 'Application Details' form for 'ABC High - Auto Shop'. The browser address bar shows the URL: <http://www.internet-uat.dgs.ca.gov/OPSC/OPSCCore/wizard/5010/ApplicationDetails/199/2018-12-07T10:37:07.7>. The page header includes the 'CA Gov' logo and navigation links for 'Contact Us', 'Settings', and 'Welcome Anaheim'. The main header identifies the user as 'Users' and the page as 'Dashboard'.

The breadcrumb trail is: Dashboard / Application / 5010. The application title is 'ABC High - Auto Shop' with a 'Draft' status. Below the title, it specifies 'Application for Career Technical Education Facilities Funding - SAB 50-10 CTEFP Form' and 'CTE: New Construction'. A timestamp indicates it was last updated by an Anaheim Representative at 10:37 AM Dec 07, 2018, for 'Anaheim Elementary - No Site'.

The 'Application Details' form contains the following fields:

- Locale:** A dropdown menu with 'Urban' selected. Instruction: 'Select the applicable Locale for this CTEFP Project:'.
- Division of the State Architect Number (DSA #):** Two input fields. The first is a dropdown menu with '04' selected. The second is a text box containing '123456'. Instruction: 'Please enter your Division of State Architect number (if applicable)'.
- DSA Approval Date:** A text box containing '07/01/2018'.

A green 'Continue' button is located at the bottom right of the form. A sidebar on the left lists the application steps: Application Details (selected), Sectors and Pathways, SFP Affiliation & Location, Score and Classrooms, Reservation of Funds, Project Costs, Loan Request, Certification, Review, and Submit.

The footer contains links for 'Back to Top', 'Conditions of Use', 'Privacy Policy', 'Contact Us', 'Register to Vote', and 'Governor'. Copyright information for 2018 - State of California is also present. The browser zoom level is set to 75%.

Click "Continue" to save your progress and advance to the next section.

CTE Industry Sector and Pathway(s)

The screenshot shows a web browser window displaying the SAB 5010 Form. The browser address bar shows the URL: <http://www.internet-uat.dgs.ca.gov/OPSC/OPSCCore/wizard/5010/SectorsAndPathways/199/2018-12-07T10:37:07.7>. The page header includes the CA.gov logo and navigation links: Contact Us, Settings, Welcome Anaheim. The main header is for the Office of Public School Construction, with links for Users and Dashboard. The breadcrumb trail is: Dashboard / Application / 5010. The application title is "ABC High - Auto Shop" with a "Draft" status. Below the title, it says "Application for Career Technical Education Facilities Funding · SAB 50-10 CTEFP Form" and "CTE: New Construction". On the right, it indicates "Last updated by Anaheim Representative at 10:58 AM Dec 07 2018" and "Anaheim Elementary · No Site". The main content area is titled "Sectors and Pathways" and contains a form with a label "Select the Industry Sector:" and a dropdown menu with the text "Please make a selection". Below the form are "Previous" and "Continue" buttons. A sidebar on the left shows the "SAB 5010 Form" progress: Application Details (checked), Sectors and Pathways (selected), SFP Affiliation & Location, Score and Classrooms, Reservation of Funds, Project Costs, Loan Request, Certification, Review, and Submit. The footer contains links: Back to Top, Conditions of Use, Privacy Policy, Contact Us, Register to Vote, Governor, and a copyright notice: Copyright © 2018 - State of California. The browser zoom is set to 75%.

Select the Industry Sector from the drop-down menu.

The California Department of Education (CDE) currently recognizes 15 industry sectors; each sector contains several pathways. A complete guide may be found under the CDE's adopted [CTE Framework](#) (PDF), and additional information is available on the [CDE's website](#) (link).

Select the Pathway(s)

Select at least one Pathway*.

*Note, changing the Industry Sector after selecting the Pathways would delete the previously selected Pathways.

CTE Industry Sector and Pathway(s) (continued)

The completed section will look like this:

The screenshot shows a web browser window displaying the 'Sectors and Pathways' section of the SAB 5010 Form. The browser address bar shows the URL: <http://www.internet-uat.dgs.ca.gov/OPSC/OPSCCore/wizard/5010/SectorsAndPathways/199/2018-12-07T10:37:07.7>. The page header includes the 'Office of Public School Construction' logo and navigation links for 'Contact Us', 'Settings', and 'Welcome Anaheim'. The main content area is titled 'ABC High - Auto Shop Draft' and includes the text 'Application for Career Technical Education Facilities Funding - SAB 50-10 CTEFP Form' and 'CTE: New Construction'. A sidebar on the left lists the form sections: 'Application Details', 'Sectors and Pathways' (highlighted), 'SFP Affiliation & Location', 'Score and Classrooms', 'Reservation of Funds', 'Project Costs', 'Loan Request', 'Certification', 'Review', and 'Submit'. The 'Sectors and Pathways' section contains two dropdown menus: 'Select the Industry Sector:' with 'Transportation' selected, and 'Select the Industry Pathway(s):' with 'Structural Repair and Refinishing' and 'System Diagnostics, Service, and Rep...' selected. There are 'Previous' and 'Continue' buttons at the bottom of the form. The footer includes links for 'Back to Top', 'Conditions of Use', 'Privacy Policy', 'Contact Us', 'Register to Vote', and 'Governor', along with the copyright notice 'Copyright © 2018 - State of California' and a zoom level of 75%.

Click "Continue" to save your progress and advance to the next section.

School Facility Program Project Affiliation

The screenshot shows a web browser window displaying the 'SAB 5010 Form' for 'ABC High - Auto Shop'. The page is titled 'SFP Affiliation & Location' and contains a question: 'Is the CTEFP project part of a qualifying SFP Project? Please refer the Help information or to SFP Regulation Section 1859.193.1.' Below the question are 'Yes' and 'No' radio buttons, with a red prompt 'Please answer question' below them. A green 'Continue' button is on the right, and a grey 'Previous' button is on the left. A sidebar on the left lists the form steps: Application Details, Sectors and Pathways, SFP Affiliation & Location (highlighted), Score and Classrooms, Reservation of Funds, Project Costs, Loan Request, Certification, Review, and Submit. The footer includes 'Back to Top', 'Conditions of Use', 'Privacy Policy', 'Contact Us', 'Register to Vote', 'Governor', and 'Copyright © 2018 - State of California'.

School Facility Program Project Affiliation

Is the CTEFP project part of a qualifying SFP Project? Select “Yes” or “No”.

If the CTEFP project is affiliated with an SFP application, the qualifying SFP application must be submitted prior to or concurrently with the CTEFP application. The CTEFP funding receives a deduction for classroom funding included in an SFP New Construction project.

Please refer to [Section 1859.193.1](#) for a definition of a qualifying SFP Project.

If Yes, turn to Page 14.

If No, turn to Page 16.

School Facility Program Project Affiliation – Yes

Dashboard / Application / 5010

ABC High - Auto Shop Draft

Application for Career Technical Education Facilities Funding - SAB 50-10 CTEFP Form
CTE: New Construction

Last updated by Anaheim Representative at 11:03 AM Dec 07 2018
Anaheim Elementary · No Site

SAB 5010 Form

- Application Details
- Sectors and Pathways
- SFP Affiliation & Location**
- Score and Classrooms
- Reservation of Funds
- Project Costs
- Loan Request
- Certification
- Review
- Submit

SFP Affiliation & Location

Is the CTEFP project part of a qualifying SFP Project? Please refer the Help information or to [SFP Regulation Section 1859.193.1](#).

Please select a project

Status	OPSC App # e	PTN	Type	Site	Select
PM Complete	50 / 66423 - 00 - 002		New Construction	WESTMONT/LOA	<input type="radio"/> Select
PM Complete	50 / 66423 - 00 - 003		New Construction	HARBOR/BALL	<input type="radio"/> Select
PM Complete	50 / 66423 - 00 - 004		New Construction	PONDEROSA	<input type="radio"/> Select
Application Complete	50 / 66423 - 00 - 007		New Construction	NORTH CENTRAL - I	<input type="radio"/> Select

4 total

Qualifying SFP Project

If the CTEFP project is affiliated with an SFP application, the qualifying SFP application must be submitted prior to or concurrently with the CTEFP application.

All SFP applications on the associated school site will be displayed. Select the correct associated SFP application from the table.

School Facility Program Project Affiliation – Yes (continued)

The completed section will look like this:

The screenshot displays the 'SFP Affiliation & Location' section of the SAB 5010 Form. The page title is 'ABC High - Auto Shop Draft' and it is an application for Career Technical Education Facilities Funding. The form is currently in a 'Draft' state. The 'SFP Affiliation & Location' section is active, showing a table of qualifying SFP projects. The table has columns for Status, OPSC App #, PTN, Type, Site, and Select. The 'Continue' button is highlighted in green.

SAB 5010 Form

- Application Details
- Sectors and Pathways
- SFP Affiliation & Location**
- Score and Classrooms
- Reservation of Funds
- Project Costs
- Loan Request
- Certification
- Review
- Submit

SFP Affiliation & Location

Is the CTEFP project part of a qualifying SFP Project? Please refer the Help information or to SFP Regulation Section 1859.193.1.

Qualifying SFP Project

OPSC App #: 50 / 66423 - 00 - 002 Site: WESTMONT/LOARA
Type: New Construction PTN:
Status: PM Complete

Status	OPSC App # e	PTN	Type	Site	Select
PM Complete	50 / 66423 - 00 - 002		New Construction	WESTMONT/LOA	<input checked="" type="radio"/> Select
PM Complete	50 / 66423 - 00 - 003		New Construction	HARBOR/BALL	<input type="radio"/> Select
PM Complete	50 / 66423 - 00 - 004		New Construction	PONDEROSA	<input type="radio"/> Select
Application Complete	50 / 66423 - 00 - 007		New Construction	NORTH CENTRAL - I	<input type="radio"/> Select

4 total

Click “Continue” to save your progress and advance to the next section on Page 18.

School Facility Program Project Affiliation – No

The screenshot shows a web browser window with the URL <http://www.internet-uat.dgs.ca.gov/OPSC/OPSCCore/wizard/5010/SFPAffiliation/199/2018-12-07T10:37:07.7>. The page is titled "Office of Public School Construction" and shows a "Draft" application for "ABC High - Auto Shop". The current section is "SFP Affiliation & Location".

SFP Affiliation & Location

Is the CTEFP project part of a qualifying SFP Project? Please refer the Help information or to [SFP Regulation Section 1859.193.1](#).

CTE Project Location

Select the high school/JPA site from the drop down menu where the CTE project will be located:

Indicate if the district is requesting project assistance pursuant to Section 1859.73.1. This grant is available only to a New Construction or Modernization CTE project that is not part of a qualifying SFP New Construction or Modernization project. Please answer question

School Facility Program Project Affiliation

If the CTEFP project is not affiliated with an SFP application, continue with the application.

CTE Project Location

Select the appropriate school or site for the CTE project from the drop-down menu.

Project Assistance

Select "Yes" or "No".

This grant is available only to a New Construction or Modernization CTE project that is not part of a qualifying SFP New Construction or Modernization project.

Project assistance is available to small school districts with enrollment of 2,500 pupils or fewer. The 2018 additional grant, \$7,074 for New Construction projects and \$3,772 for Modernization projects, may be used for costs associated with the preparation and submission of the SFP eligibility and funding applications, including costs related to supporting documentation such as site diagrams. This grant amount is adjusted each year using the Class B Construction Cost Index.

For more information on project assistance see [Section 1859.73.1](#).

School Facility Program Project Affiliation – No (continued)

The completed section will look like this:

The screenshot shows a web browser window with the URL <http://www.internet-uat.dgs.ca.gov/OPSC/OPSCCore/wizard/5010/SFPAffiliation/199/2018-12-07T10:37:07.7>. The page header includes the CA.gov logo and navigation links for 'Contact Us', 'Settings', and 'Welcome Anaheim'. The main header is for the 'Office of Public School Construction' with 'Users' and 'Dashboard' links.

The breadcrumb trail is 'Dashboard / Application / 5010'. The page title is 'ABC High - Auto Shop Draft' with a 'Draft' badge. Below the title, it says 'Application for Career Technical Education Facilities Funding • SAB 50-10 CTEFP Form' and 'CTE: New Construction'. On the right, it notes 'Last updated by Anaheim Representative at 11:03 AM Dec 07 2018' and 'Anaheim Elementary • No Site'.

The main content area is titled 'SAB 5010 Form' and contains a vertical navigation menu with the following items: Application Details (checked), Sectors and Pathways (checked), **SFP Affiliation & Location** (selected), Score and Classrooms, Reservation of Funds, Project Costs, Loan Request, Certification, Review (with a warning icon), and Submit.

The 'SFP Affiliation & Location' section contains the following questions and answers:

- Question: 'Is the CTEFP project part of a qualifying SFP Project? Please refer the Help information or to SFP Regulation Section 1859.193.1.' Answer: Yes No
- Question: 'Select the high school/JPA site from the drop down menu where the CTE project will be located:' Answer: ANAHEIM ELEMENTARY OF ▼
- Question: 'Indicate if the district is requesting project assistance pursuant to Section 1859.73.1. This grant is available only to a New Construction or Modernization CTE project that is not part of a qualifying SFP New Construction or Modernization project.' Answer: Yes No

At the bottom of the form, there are 'Previous' and 'Continue' buttons.

The footer contains links for 'Back to Top', 'Conditions of Use', 'Privacy Policy', 'Contact Us', 'Register to Vote', and 'Governor'. It also includes 'Copyright © 2018 - State of California' and a zoom level of 75%.

Click “Continue” to save your progress and advance to the next section on Page 18.

Score, Number of Classrooms and Square Footage

The screenshot shows a web browser window displaying the SAB 5010 Form for 'ABC High - Auto Shop' in a 'Draft' status. The page is titled 'Score and Classrooms' and contains three input fields: 'Enter the score from the California Department of Education CTE score letter for this project...', 'Number of CTE Classrooms in the Application:', and 'CTE Facility Square Footage'. The 'Number of CTE Classrooms' field has a red error message: 'This field is required'. A 'Continue' button is visible at the bottom right of the form area. The left sidebar shows a progress indicator with 'Score and Classrooms' highlighted. The footer includes navigation links like 'Back to Top', 'Conditions of Use', and 'Privacy Policy', along with a copyright notice for 2018 - State of California.

Enter the score from the California Department of Education CTE score letter for this project.

Enter the score for this project. Note: The score should be extended by two decimal places. The CDE Score must be equal to or between 105 and 141.

The CTE plans must have been reviewed by the CDE, contain all mandatory elements required by the CDE, and have received a score of at least 105 points to be eligible for funding. The applicant must have received a score of at least 105 points, as determined by the CDE pursuant to Section 1859.192(c).

Number of CTE Classrooms in the Application:

Enter the number of CTE Classrooms in the Application. Only whole numbers are allowed.

CTE Facility Square Footage

Enter the square footage of the CTE Facility. Only whole numbers are allowed.

Score, Number of Classrooms and Square Footage (continued)

The completed section will look like this:

The screenshot shows a web browser window displaying the SAB 5010 Form for 'ABC High - Auto Shop'. The browser address bar shows the URL: <http://www.internet-uat.dgs.ca.gov/OPSC/OPSCCore/wizard/5010/Score/199/2018-12-07T10:37:07.7>. The page header includes the 'Office of Public School Construction' logo and navigation links for 'Contact Us', 'Settings', and 'Welcome Anaheim'. The breadcrumb trail is 'Dashboard / Application / 5010'. The main heading is 'ABC High - Auto Shop' with a 'Draft' status. Below the heading, it says 'Application for Career Technical Education Facilities Funding · SAB 50-10 CTEFP Form' and 'CTE: New Construction'. A timestamp indicates 'Last updated by Anaheim Representative at 11:23 AM Dec 07 2018' and the location is 'Anaheim Elementary · Westmont/Lora'. The 'SAB 5010 Form' progress bar on the left shows 'Score and Classrooms' as the current step. The 'Score and Classrooms' section contains three input fields: 'Enter the score from the California Department of Education CTE score letter for this project. (The applicant must have received a score of at least 105 points, as determined by the CDE pursuant to Section 1859.192(c).):' with a value of 123.00; 'Number of CTE Classrooms in the Application:' with a value of 1; and 'CTE Facility Square Footage' with a value of 1,500. At the bottom of the section are 'Previous' and 'Continue' buttons. The footer contains links for 'Back to Top', 'Conditions of Use', 'Privacy Policy', 'Contact Us', 'Register to Vote', and 'Governor', along with 'Copyright © 2018 - State of California' and a zoom level of 75%.

Click “Continue” to save your progress and advance to the next section.

Reservation of Funds

The screenshot shows a web browser window with the URL <http://www.internet-uat.dgs.ca.gov/OPSC/OPSCCore/wizard/5010/ReservationOfFunds/199/2018-12-07T10:37:07.7>. The page is titled "Office of Public School Construction" and shows a "Draft" application for "ABC High - Auto Shop". The application is for "Career Technical Education Facilities Funding - SAB 50-10 CTEFP Form" and is for "Anaheim Elementary - Westmont/Loara". The "Reservation of Funds" step is currently active, with a question: "Is the District requesting a reservation of funds pursuant to [Section 1859.193\(d\)?](#)". There are "Yes" and "No" buttons to answer the question. A "Continue" button is visible at the bottom right of the question box. A "Previous" button is also visible. The left sidebar shows a progress indicator with steps: Application Details, Sectors and Pathways, SFP Affiliation & Location, Score and Classrooms, Reservation of Funds (current), Project Costs, Loan Request, Certification, Review, and Submit. The footer contains links for "Back to Top", "Conditions of Use", "Privacy Policy", "Contact Us", "Register to Vote", and "Governor".

Reservation of Funds

Select “Yes” or “No” to indicate if the school district is requesting a reservation of funds pursuant to [Section 1859.193\(d\)](#).

Applicants also have the option of requesting a reservation of funds for its project. SFP Regulation Section 1859.193 allows the State Allocation Board (Board) to reserve funding for a period of up to 12 months for applicants to obtain the necessary Division of the State Architect (DSA) and CDE approvals. The 12-month period begins on the date of Apportionment enabling applicant’s time to acquire the necessary approvals. OPSC’s receipt of the CDE and DSA approved plans and specification initiate the 90-day period for the application to meet the requirements of a priority funding apportionment fund release. If an applicant does not submit the required CDE and DSA approvals within a 12-month period, the apportionment will be rescinded without further Board action and the CTEFP bond authority will be returned to the program for reallocation.

If Yes, click “Yes”.

If No, click “No” and turn to Page 22.

Reservation of Funds - Yes

The completed section will look like this:

The screenshot shows a web browser window displaying the 'Reservation of Funds' section of the SAB 5010 Form. The browser address bar shows the URL: <http://www.internet-uat.dgs.ca.gov/OPSC/OPSCCore/wizard/5010/ReservationOfFunds/199/2018-12-07T10:37:07.7>. The page header includes the 'CA Gov' logo and the 'Office of Public School Construction' name. The main content area shows the application title 'ABC High - Auto Shop' with a 'Draft' status. A progress sidebar on the left lists steps: Application Details, Sectors and Pathways, SFP Affiliation & Location, Score and Classrooms, Reservation of Funds (current), Project Costs, Loan Request, Certification, Review, and Submit. The 'Reservation of Funds' section contains the question: 'Is the District requesting a reservation of funds pursuant to Section 1859.189(d)?' with 'Yes' and 'No' radio buttons. Below the question are 'Previous' and 'Continue' buttons. The footer contains navigation links: Back to Top, Conditions of Use, Privacy Policy, Contact Us, Register to Vote, and Governor. The copyright notice is 'Copyright © 2018 - State of California'.

Click "Continue" to save your progress and turn to Page 28.

Reservation of Funds – No

The screenshot shows a web browser window displaying the SAB 5010 Form. The browser address bar shows the URL: <http://www.internet-uat.dgs.ca.gov/OPSC/OPSCCore/wizard/5010/ReservationOfFunds/199/2018-12-07T10:37:07.7>. The page header includes the CA.gov logo and navigation links for Contact Us, Settings, and Welcome Anaheim. The main header identifies the user as 'Users' and the page as 'Dashboard'. The breadcrumb trail is 'Dashboard / Application / 5010'. The application title is 'ABC High - Auto Shop Draft' with a 'Draft' status indicator. Below the title, it specifies 'Application for Career Technical Education Facilities Funding - SAB 50-10 CTEFF Form' and 'CTE: New Construction'. A timestamp indicates the form was last updated by an Anaheim Representative at 11:25 AM Dec 07, 2018, for 'Anaheim Elementary - Westmont/Lora'. The left sidebar shows a progress indicator for various sections: Application Details, Sectors and Pathways, SFP Affiliation & Location, Score and Classrooms, Reservation of Funds (current), Project Costs, Loan Request, Certification, Review, and Submit. The main content area is titled 'Reservation of Funds' and contains two questions with 'Yes' and 'No' radio buttons. The first question is 'Is the District requesting a reservation of funds pursuant to Section 1859.193(4)?' with 'Yes' selected. The second question is 'Have construction contract(s) been awarded for this CTE project?' with 'No' selected. A red error message 'Please answer question' is displayed below the second question. Navigation buttons for 'Previous' and 'Continue' are visible at the bottom of the form area. The footer contains links for Back to Top, Conditions of Use, Privacy Policy, Contact Us, Register to Vote, and Governor, along with a copyright notice for 2018 - State of California and a zoom level of 75%.

Project Progress

Have construction contract(s) been awarded for this CTE project?

Select “Yes” or “No” to indicate if the school district has award contract(s) for the project.

If “Yes”, click “Yes” and continue to Page 23.

If “No”, click “No” and turn to Page 27.

Reservation of Funds – No, Construction Contracts Awarded – Yes

The screenshot shows a web browser window displaying the 'Reservation of Funds' section of the SAB 5010 Form. The browser address bar shows the URL: <http://www.internet-uat.dgs.ca.gov/OPSC/OPSCCore/wizard/5010/ReservationOfFunds/199/2018-12-07T10:37:07.7>. The page header includes the 'CA.gov' logo and navigation links for 'Contact Us', 'Settings', and 'Welcome Anaheim'. The main header identifies the user as 'Users' and the page as 'Dashboard'.

The breadcrumb trail is: Dashboard / Application / 5010. The application title is 'ABC High - Auto Shop' with a 'Draft' status. Below the title, it states: 'Application for Career Technical Education Facilities Funding - SAB 50-10 CTEFF Form' and 'CTE: New Construction'. A timestamp indicates the form was last updated by an Anaheim Representative at 11:25 AM Dec 07, 2018, for 'Anaheim Elementary - Westmont/Lora'.

The 'Reservation of Funds' section contains the following elements:

- A sidebar on the left lists the form sections: Application Details, Sectors and Pathways, SFP Affiliation & Location, Score and Classrooms, **Reservation of Funds** (selected), Project Costs, Loan Request, Certification, Review, and Submit.
- Two questions with 'Yes/No' buttons:
 - 'Is the District requesting a reservation of funds pursuant to Section 1859.193(4)?' with 'Yes' selected.
 - 'Have construction contract(s) been awarded for this CTE project?' with 'Yes' selected.
- A text input field for 'Enter the date(s) of the construction contract(s) awarded for this project' with an 'Add/Edit Contracts' button.
- A 'Show' dropdown set to '5' entries and a search filter 'Type to filter the name column...'. Below this is a table with columns: Cont. Name, Contract Type, Amount, Award, Prev. Wage, and NIP. The table shows '0 total' entries.
- A note: 'Note: Prevailing Wage only applies to contracts with an Award Date between 1/1/2012 and 6/19/2014'.
- 'Previous' and 'Continue' buttons at the bottom of the section.

The footer contains links for 'Back to Top', 'Conditions of Use', 'Privacy Policy', 'Contact Us', 'Register to Vote', and 'Governor'. Copyright information for 2018 - State of California is also present. The browser zoom is set to 75%.

Enter the date(s) of the construction contract(s) awarded for this project.

Click "Add/Edit Contracts".

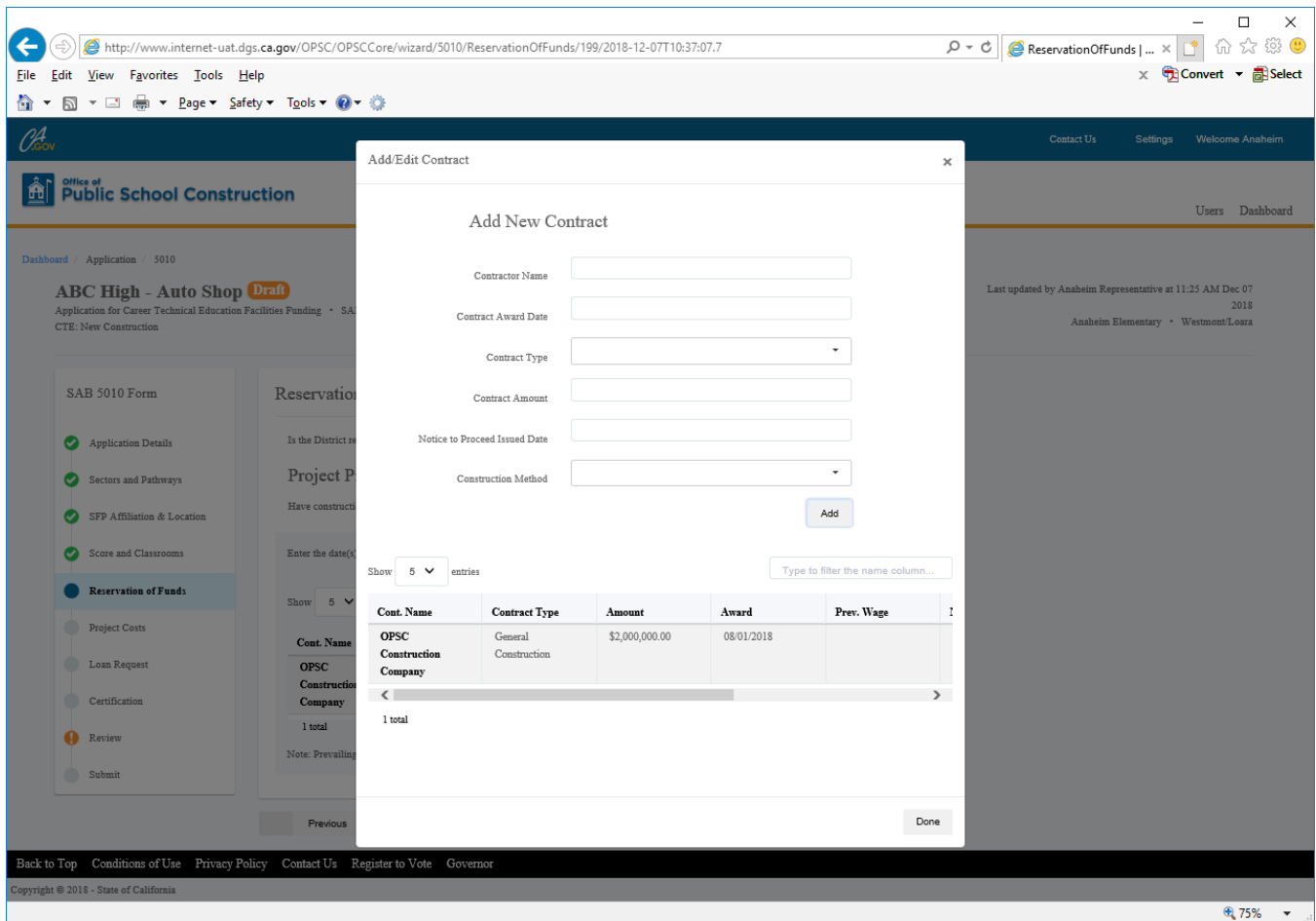
Reservation of Funds – No, Construction Contracts Awarded – Yes (continued)

The following screen will pop up. Enter all known information and Click “Add”.

The screenshot shows a web browser window with the URL <http://www.internet-uat.dgs.ca.gov/OPSC/OPSCCore/wizard/5010/ReservationOfFunds/199/2018-12-07T10:37:07.7>. The page title is "ReservationOfFunds | ...". The browser's address bar shows the URL. The page content includes a navigation menu with "Contact Us", "Settings", and "Welcome Anaheim". The main content area displays "ABC High - Auto Shop Draft" and "Application for Career Technical Education Facilities Funding - SAB 5010 Form". The "Reservation of Funds" section is active, showing a progress bar with steps: Application Details, Sectors and Pathways, SFP Affiliation & Location, Score and Classrooms, Reservation of Funds (selected), Project Costs, Loan Request, Certification, Review, and Submit. The "Add/Edit Contract" modal is open, titled "Add New Contract". It contains the following fields: Contractor Name, Contract Award Date, Contract Type (dropdown), Contract Amount, Notice to Proceed Issued Date, and Construction Method (dropdown). An "Add" button is located below the form. Below the form is a table with the following columns: Cont. Name, Contract Type, Amount, Award, and Prev. Wage. The table shows "0 total" entries. A "Done" button is located at the bottom right of the modal. The footer of the page includes "Back to Top", "Conditions of Use", "Privacy Policy", "Contact Us", "Register to Vote", and "Governor". The copyright notice is "Copyright © 2018 - State of California". The browser's zoom level is set to 75%.

Reservation of Funds – No, Construction Contracts Awarded – Yes (continued)

The completed section will look like this:



The screenshot shows a web browser window displaying the 'Add/Edit Contract' modal form. The form is titled 'Add New Contract' and contains the following fields:

- Contractor Name
- Contract Award Date
- Contract Type
- Contract Amount
- Notice to Proceed Issued Date
- Construction Method

Below the form is a table with the following data:

Cont. Name	Contract Type	Amount	Award	Prev. Wage
OPSC Construction Company	General Construction	\$2,000,000.00	08/01/2018	

The table also shows a '1 total' summary row. The modal includes an 'Add' button and a 'Done' button. The background shows the 'Office of Public School Construction' dashboard with a sidebar menu and a main content area.

Continue to add additional contracts if needed, then click “Done”.

Reservation of Funds – No, Construction Contracts Awarded – Yes (continued)

The completed section will look like this:

The screenshot shows a web browser window displaying the 'Reservation of Funds' section of the SAB 5010 Form. The page title is 'ABC High - Auto Shop Draft' and it is an application for Career Technical Education Facilities Funding. The 'Reservation of Funds' section is currently active, indicated by a blue dot in the left sidebar. The main content area contains the following information:

- Is the District requesting a reservation of funds pursuant to Section 1859.193(d)? Yes No
- Project Progress
- Have construction contract(s) been awarded for this CTE project? Yes No
- Enter the date(s) of the construction contract(s) awarded for this project. [Add/Edit Contracts](#)
- Show 5 entries. Type to filter the name column...
- Table with columns: Cont. Name, Contract Type, Amount, Award, Prev. Wage, NIP.

Cont. Name	Contract Type	Amount	Award	Prev. Wage	NIP
OPSC Construction Company	General Construction	\$2,000,000.00	08/01/2018		08/15

1 total

Note: Prevailing Wage only applies to contracts with an Award Date between 1/1/2012 and 6/19/2014

Buttons: Previous, Continue

Click "Continue" to save your progress and turn to Page 28.

Reservation of Funds – No, Construction Contracts Awarded – No

The screenshot shows a web browser window displaying the 'Reservation of Funds' page for the 'ABC High - Auto Shop' project. The browser's address bar shows the URL: <http://www.internet-uat.dgs.ca.gov/OPSC/OPSCCore/wizard/5010/ReservationOfFunds/199/2018-12-07T10:37:07.7>. The page header includes the 'CA.gov' logo and navigation links for 'Contact Us', 'Settings', and 'Welcome Anaheim'. The main header identifies the user as 'Users' and the page as 'Dashboard'. The breadcrumb trail is 'Dashboard / Application / 5010'. The project title is 'ABC High - Auto Shop' with a 'Draft' status. Below the title, it specifies 'Application for Career Technical Education Facilities Funding - SAB 50-10 CTEFF Form' and 'CTE: New Construction'. A timestamp indicates the form was last updated by an Anaheim Representative at 11:25 AM Dec 07, 2018, with the user 'Anaheim Elementary - Westmont/Laura'. A sidebar on the left lists the form sections: 'Application Details', 'Sectors and Pathways', 'SFP Affiliation & Location', 'Score and Classrooms', 'Reservation of Funds' (highlighted), 'Project Costs', 'Loan Request', 'Certification', 'Review', and 'Submit'. The main content area contains two questions with 'Yes' and 'No' radio buttons: 'Is the District requesting a reservation of funds pursuant to Section 1859.193(4)?' and 'Have construction contract(s) been awarded for this CTE project?'. At the bottom of the form are 'Previous' and 'Continue' buttons. The footer contains links for 'Back to Top', 'Conditions of Use', 'Privacy Policy', 'Contact Us', 'Register to Vote', and 'Governor', along with a copyright notice for 2018 - State of California and a 75% zoom level.

Click “Continue” to save your progress and turn to Page 28.

Project Costs: Standalone New Construction Project

The screenshot shows a web browser window displaying the 'Project Costs: Standalone New Construction Project' section of the SAB 5010 Form. The browser address bar shows the URL: <http://www.internet-uat.dgs.ca.gov/OPSC/OPSCCore/wizard/5010/ProjectCosts/199/2018-12-07T10:37:07.7>. The page header includes the CA.gov logo and navigation links for 'Contact Us', 'Settings', and 'Welcome Anaheim'. The main header identifies the user as 'Users' and the page as 'Dashboard'. The breadcrumb trail is 'Dashboard / Application / 5010'. The application title is 'ABC High - Auto Shop Draft', with a sub-header 'Application for Career Technical Education Facilities Funding - SAB 50-10 CTEFP Form' and 'CTE: New Construction'. A timestamp indicates the form was last updated by an Anaheim Representative at 11:39 AM Dec 07, 2018, for 'Anaheim Elementary - Westmont/Loara'. A sidebar on the left lists the form sections: Application Details, Sectors and Pathways, SFP Affiliation & Location, Score and Classrooms, Reservation of Funds, Project Costs (selected), Loan Request, Certification, Review, and Submit. The main content area is titled 'Project Costs: Standalone New Construction Project' and includes instructions: 'Enter the project costs at 100% below in the appropriate category. The program will calculate the resulting 50% State Share grant amount. The State Share grant amount cannot exceed \$3.0 million for new construction.' Below this is a table with columns for 'Eligible Costs (100%)' and 'State Share (50%)'. The table contains the following data:

	Eligible Costs (100%)	State Share (50%)
(A) Construction	<input type="text"/>	
(B) Equipment	<input type="text"/>	
(C) Site Development	<input type="text"/>	
(D) SFP Allowance (New Const. Only)	N/A	N/A
(E) Total = A + B + C - D	\$0.00	\$0.00
Cost Per Square Foot	\$0.00	
Project Assistance	\$14,148.00	\$7,074.00
Total with Project Assistance	\$14,148.00	\$7,074.00

At the bottom of the form, there are 'Previous' and 'Continue' buttons.

Eligible Costs

Enter the cost associated with the CTEFP project at 100% of the total costs. Note: Up to two decimal places are allowed.

New Construction projects are limited to \$3,000,000 (State Share), and Modernization projects are limited to \$1,500,000 (State Share), inclusive of equipment and Project Assistance.

The equipment must have a useful lifespan of at least ten years, as indicated by the manufacturer and supported by the Advisory Committee. For example, this precludes spending funds on computers (which ordinarily are outdated and not useful before ten years elapses), unless the computer is just part of a larger item, such as a computer-driven lathe. The District must keep the documentation for the lifespan of the equipment for potential audit purposes.

Grants are limited to the criteria prescribed in Education Code Section 17078.72.

For more information, please see our [Frequently Asked Questions](#).

Project Costs: Standalone New Construction Project (continued)

Dashboard / Application / 5010

ABC High - Auto Shop Draft

Application for Career Technical Education Facilities Funding • SAB 50-10 CTEFP Form
CTE: New Construction

Last updated by Anaheim Representative at 11:39 AM Dec 07 2018
Anaheim Elementary • Westmont/Loara

SAB 5010 Form

- Application Details
- Sectors and Pathways
- SFP Affiliation & Location
- Score and Classrooms
- Reservation of Funds
- Project Costs**
- Loan Request
- Certification
- ! Review
- Submit

Project Costs: Standalone New Construction Project

Enter the project costs at 100% below in the appropriate category. The program will calculate the resulting 50% State Share grant amount. The State Share grant amount cannot exceed \$3.0 million for new construction.

	Eligible Costs (100%)	State Share (50%)
(A) Construction	\$ 2,000,000.00	\$1,000,000.00
(B) Equipment	\$ 800,000.00	\$400,000.00
(C) Site Development	\$ 200,000.00	\$100,000.00
(D) SFP Allowance (New Const. Only)	N/A	N/A
(E) Total = A + B + C - D	\$3,000,000.00	\$1,500,000.00
Cost Per Square Foot	\$2,000.00	
Project Assistance	\$14,148.00	\$7,074.00
Total with Project Assistance	\$3,014,148.00	\$1,507,074.00

Continue

Note: Because of the cap on funding under the CTEFP, reported costs will need to be amended when funding is requested from OPSC to stay within program limits, after accounting for all grants. The \$3,014,148 above is higher than the \$3,000,000 cap for New Construction projects and would need to be amended.

Project Costs: Standalone New Construction Project (continued)

The updated and completed section will look like this:

The screenshot shows a web browser window displaying the 'Project Costs: Standalone New Construction Project' form. The browser address bar shows the URL: <http://www.internet-uat.dgs.ca.gov/OPSC/OPSCCore/wizard/5010/ProjectCosts/199/2018-12-07T10:37:07.7>. The page header includes the CA.gov logo and 'Office of Public School Construction'. The breadcrumb trail is 'Dashboard / Application / 5010'. The main heading is 'ABC High - Auto Shop Draft' with a 'Draft' status indicator. Below the heading, it says 'Application for Career Technical Education Facilities Funding - SAB 50-10 CTEFP Form' and 'CTE: New Construction'. A note on the right states 'Last updated by Anaheim Representative at 11:39 AM Dec 07 2018' and 'Anaheim Elementary - Westmont/Lora'. The form is divided into two main sections: 'SAB 5010 Form' on the left and 'Project Costs: Standalone New Construction Project' on the right. The 'SAB 5010 Form' section has a vertical list of steps: Application Details, Sectors and Pathways, SFP Affiliation & Location, Score and Classrooms, Reservation of Funds, Project Costs (highlighted), Loan Request, Certification, Review, and Submit. The 'Project Costs' section contains a table with the following data:

	Eligible Costs (100%)	State Share (50%)
(A) Construction	\$ 2,000,000.00	\$1,000,000.00
(B) Equipment	\$ 800,000.00	\$400,000.00
(C) Site Development	\$ 185,852.00	\$92,926.00
(D) SFP Allowance (New Const. Only)	N/A	N/A
(E) Total = A + B + C - D	\$2,985,852.00	\$1,492,926.00
Cost Per Square Foot	\$1,990.57	
Project Assistance	\$14,148.00	\$7,074.00
Total with Project Assistance	\$3,000,000.00	\$1,500,000.00

At the bottom of the form, there are two buttons: 'Previous' and 'Continue'.

Click "Continue" to save your progress and advance to the next section.

Loan Request

The screenshot shows a web browser window displaying the 'Loan Request' section of the SAB 5010 Form. The browser address bar shows the URL: <http://www.internet-uat.dgs.ca.gov/OPSC/OPSCCore/wizard/5010/LoanRequest/199/2018-12-07T10:37:07.7>. The page header includes the CA.gov logo and navigation links for 'Contact Us', 'Settings', and 'Welcome Anaheim'. The main header identifies the user as 'Users' and the page as 'Dashboard'. The breadcrumb trail is 'Dashboard / Application / 5010'. The application title is 'ABC High - Auto Shop' with a 'Draft' status. The application details include 'Application for Career Technical Education Facilities Funding', 'SAB 50-10 CTEFP Form', and 'CTE: New Construction'. The last update information is 'Last updated by Anaheim Representative at 11:39 AM Dec 07 2018' for 'Anaheim Elementary' and 'Westmont/Loara'. The 'Loan Request' section is highlighted in the left sidebar. The main content area contains the question: 'Is the District requesting a loan pursuant to [Section 1859.194?](#)' with 'Yes' and 'No' radio buttons. Below the question are 'Previous' and 'Continue' buttons.

Loan Request

Select “Yes” or “No” to indicate if the District is requesting a loan pursuant to Section 1859.194.

If matching funds are not immediately available to the applicant, the applicant may enter into a loan agreement with OPSC on behalf of Board for all or part of the required match. The loan repayment term is ten years with interest. All repaid funds will be re-deposited into the CTEFP fund. The Pooled Money Investment Board determines the interest rate, and interest starts accruing on the fund release date. If the applicant is not able to pay within the ten years, a one-time request for a five-year extension is possible, provided the Board approves it. To request a loan, a [CTEFP Funding Availability Worksheet](#) (PDF) must be completed and submitted with the Form SAB 50-10. Non-Financial Hardship districts will need to submit a complete [Financial Hardship Fund Worksheet](#) (Excel) for each fund of the district that contains any capital facility related funding.

If “Yes”, continue to Page 32.

If “No”, click “Continue” to save your progress and advance to the next section, turn to Page 34.

Loan Request - Yes

Dashboard / Application / 5010

ABC High - Auto Shop Draft

Application for Career Technical Education Facilities Funding • SAB 50-10 CTEFP Form
CTE: New Construction

Last updated by Anaheim Representative at 12:35 PM Dec 07 2018
Anaheim Elementary • Westmont/Laura

SAB 5010 Form

- Application Details
- Sectors and Pathways
- SFP Affiliation & Location
- Score and Classrooms
- Reservation of Funds
- Project Costs
- Loan Request**
- Certification
- Review
- Submit

Loan Request

Is the District requesting a loan pursuant to [Section 1859.194](#)? Yes No

Loan Details

Total Eligible Costs for CTE Project at 100%:

Applicant is requesting loan in the amount of
This field is required

up to

Does the District have current Financial Hardship Approval? Yes No
Please answer question

The [Fund Worksheets](#) submitted are a listing of the applicant's Capital Facility related Funds as of
This field is required
Enter valid date

Back to Top Conditions of Use Privacy Policy Contact Us Register to Vote Governor

Copyright © 2018 - State of California

Loan Details

Applicant is requesting a loan in the amount of:

Enter the amount of the applicant loan request. The applicant may enter into a loan agreement with OPSC for all or part of the required match.

Does the District have current Financial Hardship Approval?

Select "Yes" or "No". If "Yes", enter the expiration date of the approval.

The [Fund Worksheets](#) submitted are a listing of the applicant's Capital Facility related Funds as of:

Enter the applicable date.

Click "Continue" to save your progress and advance to the next section, Page 20.

Loan Request – Yes (continued)

The completed section will look like this:

The screenshot shows a web browser window displaying the 'Loan Request' section of the SAB 5010 Form. The browser address bar shows the URL: <http://www.internet-uat.dgs.ca.gov/OPSC/OPSCCore/wizard/5010/LoanRequest/199/2018-12-07T10:37:07.7>. The page header includes the 'Office of Public School Construction' logo and navigation links for 'Contact Us', 'Settings', and 'Welcome Anaheim'. The breadcrumb trail is 'Dashboard / Application / 5010'. The main title is 'ABC High - Auto Shop Draft' with a 'Draft' status indicator. Below the title, it says 'Application for Career Technical Education Facilities Funding • SAB 50-10 CTEFP Form' and 'CTE: New Construction'. A timestamp indicates 'Last updated by Anaheim Representative at 12:35 PM Dec 07 2018' and 'Anaheim Elementary • Westmont/Lora'. The left sidebar shows the 'SAB 5010 Form' progress: Application Details, Sectors and Pathways, SFP Affiliation & Location, Score and Classrooms, Reservation of Funds, Project Costs, **Loan Request** (current), Certification, Review, and Submit. The 'Loan Request' section contains the following questions and inputs:

- Is the District requesting a loan pursuant to [Section 1859.1947](#)? Yes No
- Loan Details**
- Total Eligible Costs for CTE Project at 100%:
- Applicant is requesting loan in the amount of
- up to
- Does the District have current Financial Hardship Approval? Yes No
- The [Fund Worksheets](#) submitted are a listing of the applicant's Capital Facility related Funds as of

Navigation buttons 'Previous' and 'Continue' are located at the bottom of the form section.

Click "Continue" to save your progress and turn to page 34

Certification

Dashboard / Application / 5010

ABC High - Auto Shop Draft

Application for Career Technical Education Facilities Funding - SAB 50-10 CTEFP Form
CTE: New Construction

Last updated by Anaheim Representative at 12:21 PM Dec 07 2018
Anaheim Elementary - Westmont/Loara

Users Dashboard

SAB 5010 Form

- Application Details
- Sectors and Pathways
- SFP Affiliation & Location
- Score and Classrooms
- Reservation of Funds
- Project Costs
- Loan Request
- Certification**
- Review
- Submit

Certification

Review the terms and conditions, mark the checkbox at the bottom of the section, and then enter the Governing Board date.

I certify, as the Representative for the School District or JPA, that the information reported on this form is true and correct and that I am the authorized representative of the District or JPA as authorized by the governing board of the district or JPA; and,

- The district has established a "Restricted Maintenance Account" for the exclusive purpose of providing ongoing and major maintenance of school buildings and has developed an ongoing and major maintenance plan that complies with and is implemented under the provisions of Education Code Sections 17070.75 and 17070.77 (refer to Sections 1859.100 through 1859.102); if the applicant is a joint powers authority that is not required to establish a "Restricted Maintenance Account" under the provisions of Education Code Section 17070.75, the applicant certifies that it can maintain its facilities with a lesser annual deposit (refer to Section 1859.101); and,
- The matching funds required pursuant to Section 1859.194 has either been received and expended by the district, deposited in the County School Facility Fund or will be received and expended by the district prior to the notice of completion for the project; and,
- The district has established a "Restricted Maintenance Account" for the exclusive purpose of providing ongoing and major maintenance of school buildings and has developed an ongoing and major maintenance plan that complies with and is implemented under the provisions of Education Code Sections 17070.75 and 17070.77 (refer to Sections 1859.100 through 1859.102); if the applicant is a joint powers authority that is not required to establish a "Restricted Maintenance Account" under the provisions of Education Code Section 17070.75, the applicant certifies that it can maintain its facilities with a lesser annual deposit (refer to Section 1859.101); and,
- The matching funds required pursuant to Section 1859.194 has either been received and expended by the district, deposited in the County School Facility Fund or will be received and expended by the district prior to the notice of completion for the project; and,

I verify, I have read and agree to the above terms and certification information

Enter the date on which a resolution or other appropriate documentation supporting this application under Article 13, Chapter 12.5, Part 10, Division 1 commencing with Section 17078.70, et seq., of the Education Code was adopted by the applicant's Governing board:

LEA Representative or LEA Superintendent Phone Number

LEA Representative or LEA Superintendent Name

Previous Continue

Copyright © 2018 - State of California

Certification

Check the certification box after you have read and agreed to the terms and certification information.

The inner box contains all of the certifications contained in the *Application for Career Technical Education Facilities Funding* (Form SAB 50-10). The user must scroll to the bottom of the certifications and click the check box to indicate that they have read and agree to the above terms and certification information.

Enter the date on which a resolution or other appropriate documentation supporting this application under Article 13, Chapter 12.5, Part 10, Division 1 commencing with Section 17078.70, et seq., of the Education Code was adopted by the applicant's Governing board:

Enter the date of the school board resolution supporting the application.

Certification (continued)

The completed section will look like this:

The screenshot shows a web browser window displaying the OPSC Certification form. The browser address bar shows the URL: <http://www.internet-uat.dgs.ca.gov/OPSC/OPSCCore/wizard/5010/Certification/199/2018-12-07T10:37:07.7>. The page header includes the CA.gov logo and navigation links for Contact Us, Settings, and Welcome Anaheim. The main header identifies the user as 'Users' and the page as 'Dashboard'.

The page content is titled 'ABC High - Auto Shop' with a 'Draft' status. Below the title, it indicates the application is for Career Technical Education Facilities Funding, specifically the SAB 50-10 CTEFP Form, and is categorized as 'CTE: New Construction'. A timestamp indicates the form was last updated by an Anaheim Representative at 12:21 PM Dec 07, 2018, and is associated with Anaheim Elementary and Westmont/Losra.

The 'SAB 5010 Form' navigation menu on the left includes: Application Details, Sectors and Pathways, SFP Affiliation & Location, Score and Classrooms, Reservation of Funds, Project Costs, Loan Request, Certification (highlighted), Review, and Submit.

The 'Certification' section contains the following text and form fields:

Review the terms and conditions, mark the checkbox at the bottom of the section, and then enter the Governing Board date.

- fails to meet this requirement, it will be required to repay all state bond funds received including interest; and,
- The applicant has or will comply with Education Code Section 17076.11 regarding at least a 3 percent expenditure goal for disabled veteran business enterprises; and,
- Funds reserved pursuant to Subdivision (7) of Education Code Section 17078.72 shall be rescinded if, when the necessary Plans and Specifications are submitted, the district has not attained the necessary points pursuant to Section 1859.71.6 or 1859.77.4, as applicable; and,
- The district has considered the feasibility of using designs and materials for the new construction or modernization project that promote the efficient use of energy and water, maximum use of natural light and indoor air quality, the use of recycled materials and materials that emit a minimum of toxic substances, the use of acoustics conducive to teaching and learning, and the other characteristics of high performance schools, and,
- If the district is requesting an additional grant for high performance incentive funding, the school district governing board must have a resolution on file that demonstrates support for the high performance incentive grant request and the intent to incorporate high performance features in future facilities projects; and,
- This form is an exact duplicate (verbatim) of the form provided by the OPSC. In the event a conflict should exist, the language in the OPSC form will prevail; and,
- The statements set forth in this application and supporting documents are true and correct to the best of my knowledge and belief.

I verify, I have read and agree to the above terms and certification information

Enter the date on which a resolution or other appropriate documentation supporting this application under Article 13, Chapter 12.5, Part 10, Division 1 commencing with Section 17078.70, et seq., of the Education Code was adopted by the applicant's Governing board:

LEA Representative or LEA Superintendent Phone Number:

LEA Representative or LEA Superintendent Name:

Navigation buttons: Previous, Continue

Copyright © 2018 - State of California

Click "Continue" to save your progress and advance to the next section.

Review Pages

The Review page summarizes all information entered by the school district. The school district and delegates may return to correct information, click on “Preview SAB 50-10 Forms” to view a draft pdf of the completed form or click Continue to the final instructions and application submittal page.

A red “X” will display if the application is missing required application components. The user will need to return to those sections and complete the missing information.

The screenshot shows a web browser window displaying the 'Review' page for an application. The browser address bar shows the URL: <http://www.internet-uat.dgs.ca.gov/OPSC/OPSCCore/wizard/5010/Review/199/2018-12-07T10:37:07.7>. The page header includes the 'Office of Public School Construction' logo and navigation links for 'Contact Us', 'Settings', and 'Welcome Anaheim'. The main content area is titled 'Review' and contains two sections: 'Application Details' and 'Sectors and Pathways'. The 'Application Details' section includes fields for 'Locale' (Urban), 'Division of State Architect number' (04), 'DSA App ID' (123456), and 'DSA Approval Date' (07/01/2018). The 'Sectors and Pathways' section includes fields for 'Industry Sector' (Transportation) and 'Industry Pathway(s)' (Structural Repair and Refinishing, System Diagnostics, Service, and Repair). A sidebar on the left lists the application components, with 'Review' highlighted. The page footer shows a zoom level of 75%.

Dashboard / Application / 5010

ABC High - Auto Shop Draft
Application for Career Technical Education Facilities Funding - SAB 50-10 CTEFP Form
CTE: New Construction

Last updated by Anaheim Representative at 12:38 PM Dec 07 2018
Anaheim Elementary - Westmont/Loara

SAB 5010 Form

- Application Details
- Sectors and Pathways
- SFP Affiliation & Location
- Score and Classrooms
- Reservation of Funds
- Project Costs
- Loan Request
- Certification
- Review**
- Submit

Review

Application Details

Locale: Urban

Select the applicable Locale for this CTEFP Project:

Please enter your Division of State Architect number (if applicable): 04

DSA App ID: 123456

DSA Approval Date: 07/01/2018

Edit

Sectors and Pathways

Select the Industry Sector: Transportation

Select the Industry Pathway(s): Structural Repair and Refinishing, System Diagnostics, Service, and Repair

Edit

75%

Review Pages (continued)

http://www.internet-uat.dgs.ca.gov/OPSC/OPSCCore/wizard/5010/Review/199/2018-12-07T10:37:07.7

Review | OPSC

CA Gov
State of California
Public School Construction

Contact Us Settings Welcome Anaheim
Users Dashboard

✔ SFP Affiliation & Location

Is the CTEFP project part of a qualifying SFP Project? Please refer the Help information or to [SFP Regulation Section 1859.193.1](#).

Select the high school/JPA site from the drop down menu where the CTE project will be located:

Qualifying SFP Project Application Number

Qualifying SFP PTIN

Indicate if the district is requesting project assistance pursuant to Section 1859.73.1. This grant is available only to a New Construction or Modernization CTE project that is not part of a qualifying SFP New Construction or Modernization project.

✔ Score and Classrooms

Enter the score from the California Department of Education CTE score letter for this project. (The applicant must have received a score of at least 105 points, as determined by the CDE pursuant to Section 1859.192(c).):

Number of CTE Classrooms in the Application:

CTE Facility Square Footage

✔ Reservation of Funds

75%

Review Pages (continued)

The screenshot shows a web browser window with the URL <http://www.internet-uat.dgs.ca.gov/OPSC/OPSCCore/wizard/5010/Review/199/2018-12-07T10:37:07.7>. The browser's address bar shows the page title "Review | OPSC". The browser's menu bar includes "File", "Edit", "View", "Favorites", "Tools", and "Help". The browser's toolbar includes "Page", "Safety", "Tools", "Convert", and "Select".

The page header features the "CA Gov" logo on the left and navigation links "Contact Us", "Settings", "Welcome Anaheim", "Users", and "Dashboard" on the right. Below the header is a blue navigation bar with the text "State of California Public School Construction".

The main content area is divided into three sections, each with a green checkmark icon:

- Reservation of Funds**
 - Is the District requesting a reservation of funds pursuant to [Section 1859.193\(d\)?](#)
 - Project Progress
 - Have construction contract(s) been awarded for this CTE project?
 - Enter the date(s) of the construction contract(s) awarded for this project
 -
- Project Costs**

Construction	<input type="text" value="\$1,000,000.00"/>
Equipment	<input type="text" value="\$400,000.00"/>
Site Development	<input type="text" value="\$92,926.00"/>
- Loan Request**
 - Is the District requesting a loan pursuant to [Section 1859.194?](#)
 - Loan Details
 - Total Eligible Costs for CTE Project at 100%:
 - Applicant is requesting loan in the amount of

The bottom right corner of the page shows a zoom level of 75%.

Review Pages (continued)

Browser address bar: <http://www.internet-uat.dgs.ca.gov/OPSC/OPSCCore/wizard/5010/Review/199/2018-12-07T10:37:07.7>

Page Title: Review | OPSC

Navigation: Contact Us, Settings, Welcome Anaheim, Users, Dashboard

Loan Request

Is the District requesting a loan pursuant to Section 1859.194?	Yes
---	-----

Loan Details

Total Eligible Costs for CTE Project at 100%:	\$3,000,000.00
Applicant is requesting loan in the amount of	\$1,500,000.00
up to	\$1,500,000.00
Does the District have current Financial Hardship Approval?	No
If yes, enter the expiration date	N/A
The Fund Worksheets submitted are a listing of the applicant's Capital Facility related Funds as of	12/07/2018

[Edit](#)

Certification

Review the terms and conditions, mark the checkbox at the bottom of the section, and then enter the Governing Board date.

I certify, as the Representative for the School District or JPA, that the information reported on this form is true and correct and that I am the authorized representative of the District or JPA as authorized by the governing board of the district or JPA, and,

- The district has established a "Restricted Maintenance Account" for the exclusive purpose of providing ongoing and major maintenance of school buildings and has developed an ongoing and major maintenance plan that complies with and is implemented under the provisions of Education Code Sections 17070.75 and 17070.77 (refer to Sections 1859.100 through 1859.102); if the applicant is a

75%

Review Pages (continued)

The screenshot shows a web browser window with the URL <http://www.internet-uat.dgs.ca.gov/OPSC/OPSCCore/wizard/5010/Review/199/2018-12-07T10:37:07.7>. The browser's address bar shows the page title "Review | OPSC". The page header includes the "CA Gov" logo and the text "Public School Construction". The main content area is titled "Certification" and contains the following text:

Review the terms and conditions, mark the checkbox at the bottom of the section, and then enter the Governing Board date.

I certify, as the Representative for the School District or JPA, that the information reported on this form is true and correct and that: I am the authorized representative of the District or JPA as authorized by the governing board of the district or JPA; and,

- The district has established a "Restricted Maintenance Account" for the exclusive purpose of providing ongoing and major maintenance of school buildings and has developed an ongoing and major maintenance plan that complies with and is implemented under the provisions of Education Code Sections 17070.75 and 17070.77 (refer to Sections 1859.100 through 1859.102); if the applicant is a joint powers authority that is not required to establish a "Restricted Maintenance Account" under the provisions of Education Code Section 17070.75, the applicant certifies that it can maintain its facilities with a lesser annual deposit

I verify, I have read and agree to the above terms and certification information Yes

Enter the date on which a resolution or other appropriate documentation supporting this application under Article 13, Chapter 12.5, Part 10, Division 1 commencing with Section 17078.70, et seq., of the Education Code was adopted by the applicant's Governing board:

LEA Representative or LEA Superintendent Phone Number

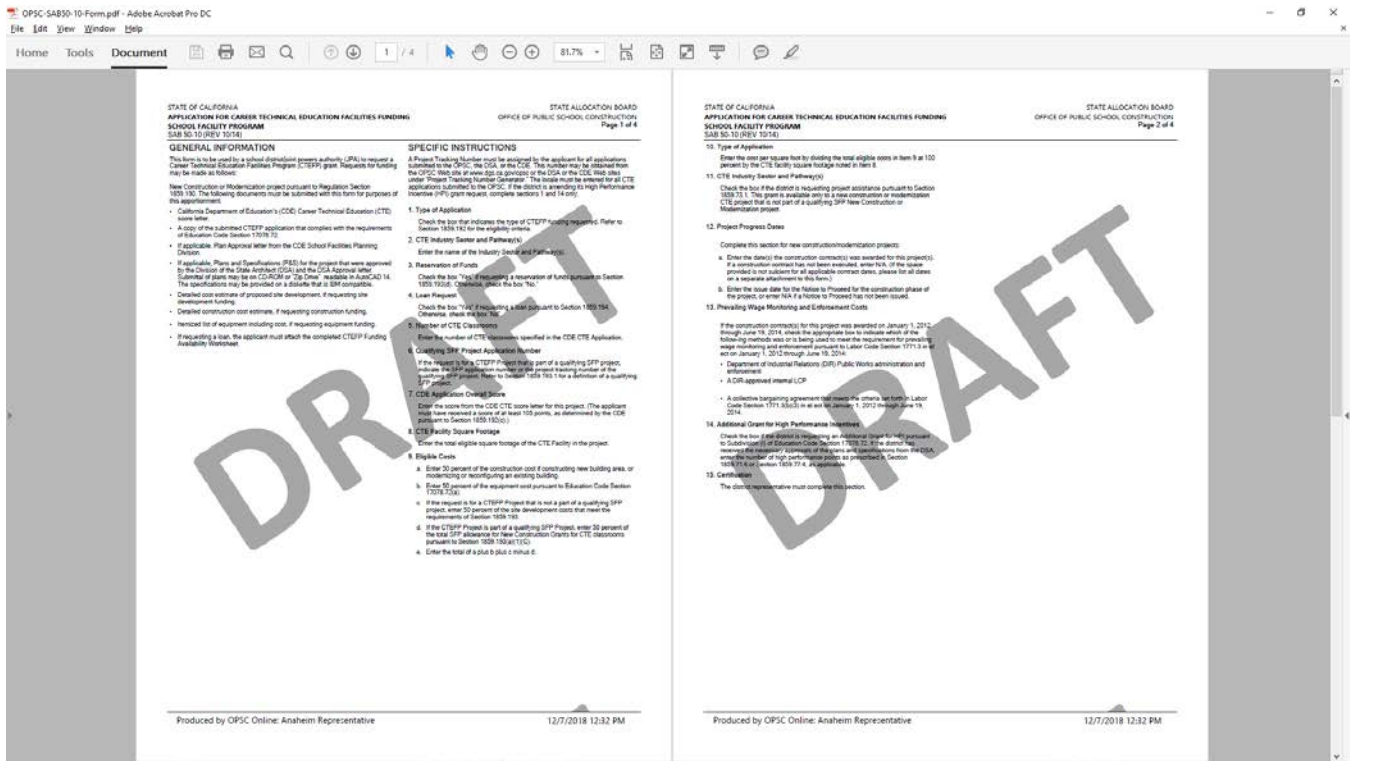
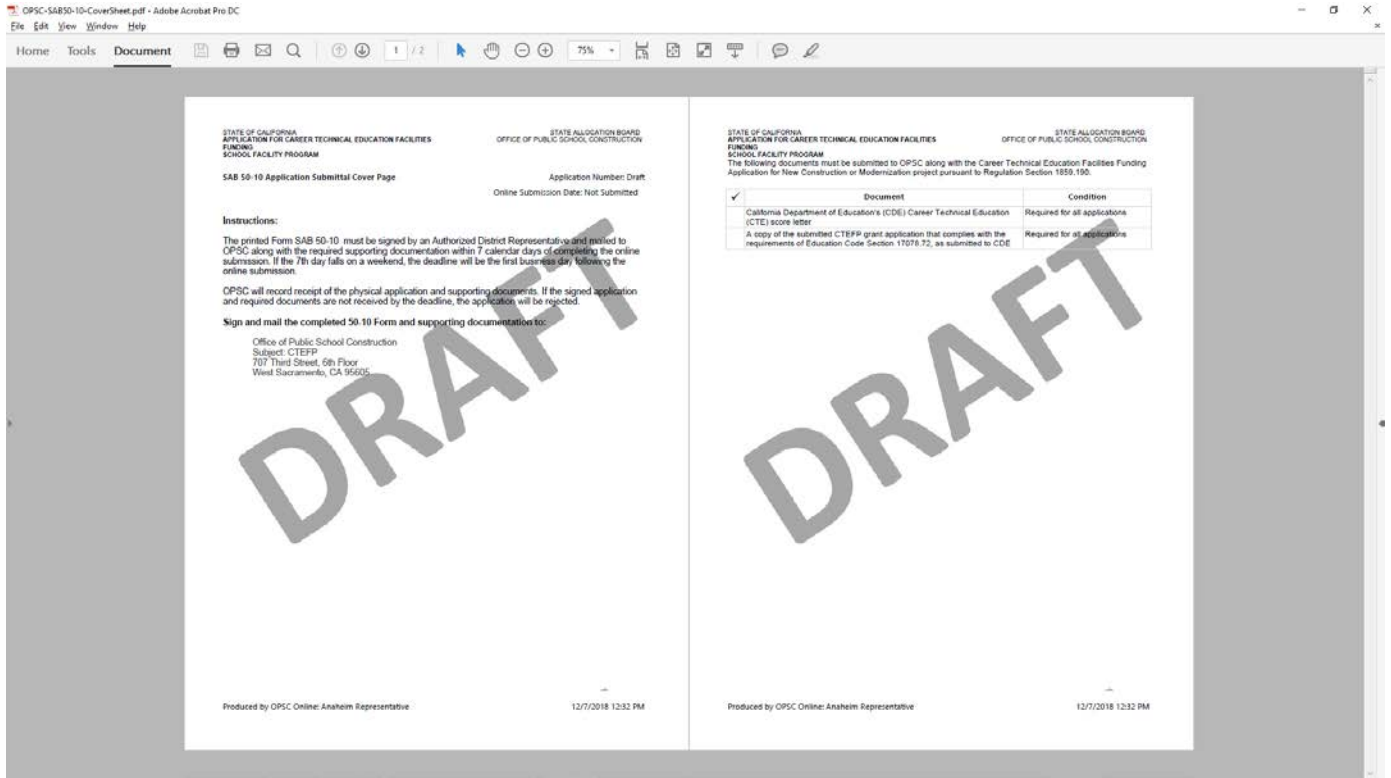
LEA Representative or LEA Superintendent Name

Navigation buttons:

Footer: [Back to Top](#) [Conditions of Use](#) [Privacy Policy](#) [Contact Us](#) [Register to Vote](#) [Governor](#)
Copyright © 2018 - State of California

Review Pages (continued)

If you choose to "Preview SAB 50-10 Forms", the following documents are generated.



Review Pages (continued)

STATE OF CALIFORNIA
APPLICATION FOR CAREER TECHNICAL EDUCATION FACILITIES FUNDING
SCHOOL FACILITY PROGRAM
 SAB 50-10 (REV 10/14)

STATE ALLOCATION BOARD
OFFICE OF PUBLIC SCHOOL CONSTRUCTION
 Page 3 of 4

The school district/JPA named below applies to the State Allocation Board via the Office of Public School Construction for a grant under the provisions of Article 18, Chapter 10.3, Part 10, Division 1, commencing with Section 17076.76, et seq., of the Education Code and Regulations thereon.

SCHOOL DISTRICT/JPA NAME AUTHORITY	APPLICATION NUMBER
Anaheim Elementary	
SCHOOL NAME	PROJECT TRACKING NUMBER
WESTMONT, OAKRA	06423 - 0
CITY/COUNTY	REPRESENTATIVE ATTORNEY/LEGAL COUNSEL (APPLICANT)
Orange	

1. Type of Applicant - Check only One
 New Construction Project - construct new school buildings and/or equipment
 Modernization Project - reconstruct existing school buildings and/or equipment
 Separate VPP grant request (Section 1028.102)
 Add-on VPP Grant Not Applicable
 Renewal of VPP Grant Not Applicable

2. CTE Industry Sector: Transportation
 Pathways: Standard Paper and Refurbishing, System Diagnostic, Service, and Repair

3. Resonation of Funds: Yes No

4. Loan Request: Yes No

5. Number of CTE Classrooms in the CTEFP application: 1

6. Qualifying SFP Project Application Number
 Application Number: # 16-01423-00-000
 Project Tracking Number: #

7. CTE Acquisition Overall Score:
 Minimum Score: 129.00
 Score: 155.00

8. CTE Facility Overall Funding: 1450.00

9. Eligible Costs:
 a. 50 Percent Construction: \$
 b. 50 Percent Equipment: \$
 c. 50 Percent Site Development: \$
 d. 50 Percent SFP Assistance (New Construction Only): \$
 e. Total (a)-(d): \$
 f. Cost Per Square Foot: \$ 60.00

10. Project Assistance
 CTE Project only - not part of a qualifying SFP project
 Total with Project Assistance: \$

11. Project Progress Dates:
 a. Construction Contract signed on: _____
 b. Notice to Proceed released on: _____
 (If the notice is not yet released for all applicable construction items, please list all items on a separate attachment to this form.)
 If Construction Contract was awarded on January 1, 2012 through June 30, 2014, please indicate which method was used to meet the minimum performance requirements: pursuant to Labor Code Section 17753.05 (a) or January 1, 2012 through June 30, 2014.
 OR Public Works administration and enforcement
 OR Approved Financial Plan
 Qualitative budgeting agreement pursuant to Labor Code Section 17753.06 (3) in effect on January 1, 2012 through June 30, 2014

12. High Performance Incentive Additional Grant Request
 Yes, if the district has received the necessary approval of the plans and specifications from the OCSA, indicate VPP points: 85.00/500.00/0.00
 No

13. Certification
 I certify, as the Representative for the School District or JPA, that the information reported on this form is true and correct and that I am the authorized representative of the District or JPA as authorized by the governing board of the district or JPA, and:
 • A resolution or other appropriate documentation supporting this application under Article 18, Chapter 10.3, Part 10, Division 1, commencing with Section 17076.76, et seq., of the Education Code was adopted by the applicant's governing board on 11/21/2018, and;
 • The district has established a "Responsible Maintenance Account" for the routine and/or periodic ongoing and major maintenance of school buildings and has developed an ongoing and major maintenance plan that complies with the requirements of the Education Code Section 17076.76 and 17076.77 (see the sections 1028.102 through 1028.1022). If the applicant is a joint powers authority that is not required to establish a "Responsible Maintenance Account" under the provisions of Education Code Section 17076.76, the applicant certifies that it can maintain its facilities with a regular annual deposit under Section 1028.101; and;
 • The matching funds required pursuant to Section 1028.104 has either been received and expended by the district, awarded in the County School Facility Fund or will be received and expended by the district prior to the notice of completion for the project; and;
 • The participant has or will receive the necessary approval of the plans and specifications from the Division of the State Architect; and;

STATE OF CALIFORNIA
APPLICATION FOR CAREER TECHNICAL EDUCATION FACILITIES FUNDING
SCHOOL FACILITY PROGRAM
 SAB 50-10 (REV 10/14)

STATE ALLOCATION BOARD
OFFICE OF PUBLIC SCHOOL CONSTRUCTION
 Page 4 of 4

All equipment was purchased on or after May 20, 2006, unless the project is tied with a qualifying SFP new construction project pursuant to Section 1028.103.1, and:
 • If this request is for new construction projects, the CTE classrooms constructed were not occupied prior to May 20, 2006; and;
 • If the applicant is requesting a loan for the matching share, a CTEFP Loan Agreement will be executed pursuant to the requirements in Section 1028.104; and;
 • The district has entered into the CTEFP Planning, Design, Monitoring and Enforcement Agreement with Labor Code Section 17753.05 (a) by or on January 1, 2012 through June 30, 2014, and the district has either awarded a waiver for the requirement, pursuant to Labor Code Section 17753.05 (a) and on January 1, 2012 through June 30, 2014, or the district certifies that it fails to meet this requirement, as well as required to report all state bond funds received including interest; and;
 • The applicant has not entered into Education Code Section 17753.11 regarding the receipt of Section 1028.104 project for disabled veteran benefits; and;
 • Funds received pursuant to Subsection (f) of Education Code Section 17076.76 shall be restricted to fund the necessary Plans and Specifications. The applicant shall provide the necessary Plans and Specifications to the OCSA, the project shall be subject to the minimum points pursuant to Section 1028.71 or 1028.77, as applicable; and;
 • The district has considered the feasibility of using designs and materials for the new construction/renovation/repair projects that promote the efficient use of energy, high-quality materials, use of local materials and labor, and quality, the use of recycled materials and materials that mitigate emissions of toxic substances, the use of sustainable construction materials and building, and the other characteristics of high performance schools; and;
 • The district is requesting an additional grant for high performance incentive funding. The school district governing board must have a resolution on file that demonstrates support for the high performance program grant request and the minimum points high performance incentive funding requirements. JPA and the applicant shall submit a separate declaration of the form provided by the OPSC, in addition to a separate declaration, in the language in the OPSC form provided; and;
 • The statements set forth in this application and supporting documents are true and correct to the best of my knowledge and belief.

The participant has or will receive the necessary approval of the plans and specifications from the OCSA; and;
 • If the SFP grant will be used for a CTEFP project or school facilities, as defined, the participant has entered into a loan agreement for the loaned property that meets the requirements of Section 1028.102; and;
 • The participant has complied with the CTEFP eligibility criteria as outlined in Section 1028.102; and;
 • The participant will comply with all laws pertaining to the construction of its CTE school building; and;
 • The participant understands that funds not released within 18 months of appropriation shall be rescinded and the application shall be denied (refer to Section 1028.101); and;
 • The participant understands that by reserving funds, the applicant must submit the necessary approvals and/or Plans and Specifications within one year of appropriation, otherwise the funds will be rescinded without further Board action (refer to Section 1028.101); and;
 • The participant understands that the lack of substantial progress within 18 months of receipt of any funding shall be cause for the rescission of the unexpended funds (refer to Section 1028.101); and;
 • The participant understands that some or all of the State funding for the project must be returned to the State as a result of an audit pursuant to Sections 1028.105 and 1028.106, and that the portion of the project funded by the State does not continue work specifically prohibited; and;
 • All contracts for the service of any architect, structural engineer or other design professional for any work under the project have been obtained pursuant to a competitive process that is consistent with the requirements of Chapter 15, Division 2, Sections 8520 and 8520.5 of Division 2, Part 1, of the Education Code; and;
 • The participant has not changed from the Public Personnel Code regarding all term governing the case of term reappointment; and;
 • If the expense for the modernization of CTE facilities, contains the construction were executed on or after May 20, 2006; and;

SIGNATURE OF DISTRICT OR JPA REPRESENTATIVE	DATE
NAME OF DISTRICT OR JPA REPRESENTATIVE (PRINT)	TITLE
PHONE NO.	TELEPHONE
EMAIL ADDRESS	EMAIL ADDRESS

Submission

The screenshot shows a web browser window with the URL <http://www.internet-uat.dgs.ca.gov/OPSC/OPSCCore/wizard/5010/Submit/199/2018-12-07T10:37:07.7>. The page is titled "ABC High - Auto Shop" and is marked as a "Draft". It is an application for Career Technical Education Facilities Funding, specifically for SAB 50-10 CTEFF Form, CTE: New Construction. The page is updated by Anaheim Representative at 12:38 PM Dec 07 2018, for Anaheim Elementary - Westmont/Loara.

The sidebar on the left shows the progress of the SAB 5010 Form, with steps: Application Details, Sectors and Pathways, SFP Affiliation & Location, Score and Classrooms, Reservation of Funds, Project Costs, Loan Request, Certification, Review, and Submit (indicated with a red exclamation mark).

The main content area is titled "Additional Documentation" and lists requirements for all applications and for new construction applications. It includes links to various forms and spreadsheets. At the bottom, there is a certification section with a checkbox and a "SUBMIT APPLICATION" button.

I certify, as the Representative for the School District or JPA, have reviewed the application and that the information reported on this form is true and correct and that I am the authorized representative of the District or JPA as authorized by the governing board of the district or JPA.

Previous

The submission page is application specific and summarizes the next steps for the school district based on the grants requested. This will be summarized on a cover page of the completed applications after submission.

Upon submittal of the online application by the authorized District Representative or District Superintendent, the application receives a tentative Application Received Date. Currently, OPSC requires a wet-signature copy of the application form and attached documents to be submitted by mail. However, provided the wet-signature copies and required documents are received within seven calendar days, OPSC will consider the online submittal date the official Application Received Date. OPSC is actively exploring online attachments and electronic signatures for future phases; however, use of the online submission and earlier Application Received dates will be effective immediately.

The Authorized District Representative or District Superintendent must scroll to the bottom of the certifications and click the checkbox to indicate the following:

I certify, as the Representative for the School District or JPA, have reviewed the application and that the information reported on this form is true and correct and that I am the authorized representative of the District or JPA as authorized by the governing board of the district or JPA.

Submission (continued)

The completed section will look like this:

The screenshot shows a web browser window displaying the OPSC submission interface. The browser address bar shows the URL: <http://www.internet-uat.dgs.ca.gov/OPSC/OPSCCore/wizard/5010/Submit/199/2018-12-07T10:37:07.7>. The page header includes the CA.gov logo and navigation links for Contact Us, Settings, and Welcome Anaheim. The main header identifies the user as 'Users' and the page as 'Dashboard'.

The page content is titled 'ABC High - Auto Shop' with a 'Draft' status. Below the title, it indicates the application is for 'Application for Career Technical Education Facilities Funding - SAB 50-10 CTEFP Form' and 'CTE: New Construction'. A timestamp on the right states 'Last updated by Anaheim Representative at 12:38 PM Dec 07 2018' and 'Anaheim Elementary - Westmont/Lora'.

The interface is divided into two main sections:

- SAB 5010 Form:** A vertical sidebar on the left contains a list of steps, each with a green checkmark indicating completion: Application Details, Sectors and Pathways, SFP Affiliation & Location, Score and Classrooms, Reservation of Funds, Project Costs, Loan Request, Certification, and Review. The 'Submit' step is highlighted with a red exclamation mark icon.
- Additional Documentation:** The main content area contains a section titled 'Additional Documentation' with the following text:

The following documents must be submitted to OPSC along with the Career Technical Education Facilities Funding Application for New Construction or Modernization project pursuant to Regulation Section 1859.190.

Required for all applications:

 - California Department of Education's (CDE) Career Technical Education (CTE) score letter
 - A copy of the submitted CTEFP grant application that complies with the requirements of Education Code Section 17078.72, as submitted to CDE.

Required for New Construction applications:

 - Detailed cost estimate of proposed site development, if requesting site development funding.
 - Detailed Construction Cost Estimate, if requesting construction funding. https://www.documents.dgs.ca.gov/opsForms/Worksheets/CTE_CE_GL.xls
 - Please email the completed spreadsheet to OPSCCTEFP@dgs.ca.gov.
 - Itemized list of equipment, including cost, if requesting equipment funding.
 - If requesting a loan, the applicant must attach the completed CTEFP Funding Availability Worksheet. https://www.documents.dgs.ca.gov/opsForms/Worksheets/CTE_Fund_Avail_Wksht.pdf

All other districts must submit a completed "Fund Worksheet" for each fund contains any Capital Facility related funding (Fund Worksheet is attached). This includes but is not limited to:

 - Funds that contain proceeds from developer fees, Certificates of Participation (COP), General Obligation Bonds, Redevelopment Funds, Sale of Surplus Sites, Contribution from private industry groups or JPA, and other sources.
 - The district must also submit the most recent audited financial statement and a trial balance for each fund.
 - The trial balance(s) should be dated to the same date as the Financial Hardship fund worksheets. If there are monies available as a result of the review this will result in a reduction of the loan approval.

At the bottom of the 'Additional Documentation' section, there is a yellow box containing a certification statement: 'I certify, as the Representative for the School District or JPA, have reviewed the application and that the information reported on this form is true and correct and that I am the authorized representative of the District or JPA as authorized by the governing board of the district or JPA.' A checkbox next to this statement is checked. To the right of the certification box is a blue button labeled 'SUBMIT APPLICATION'. Below the certification box is a 'Previous' button.

Click on "Submit Application".

Additional Documentation

Congratulations! You have now officially submitted your application to OPSC and assigned an application number.

Click on “Download Completed CTEFP Form”.

To complete the application process, the Authorized District Representative or Superintendent must sign and date the completed application and mail it, including all required documentation, to OPSC as indicate on the cover page.

The screenshot shows a web browser window displaying the OPSC application submission interface. The browser address bar shows the URL: <http://www.internet-uat.dgs.ca.gov/OPSC/OPSCCore/wizard/5010/Submit/199/2018-12-07T10:37:07.7>. The page header includes the CA.gov logo and navigation links for Contact Us, Settings, and Welcome Anaheim. The main content area is titled "Office of Public School Construction" and shows the application status as "Submitted".

ABC High - Auto Shop Submitted

Application for Career Technical Education Facilities Funding · SAB 50-10 CTEFP Form
CTE: New Construction

55 / 66423 - 00 - 001
Last updated by Anaheim Representative at 12:41 PM Dec 07 2018
Anaheim Elementary · Westmont/Laura

SAB 5010 Form

- Application Details
- Sectors and Pathways
- SFP Affiliation & Location
- Score and Classrooms
- Reservation of Funds
- Project Costs
- Loan Request
- Certification
- Review
- Submit**

Additional Documentation

The following documents must be submitted to OPSC along with the Career Technical Education Facilities Funding Application for New Construction or Modernization project pursuant to Regulation Section 1859.190.

Required for all applications:

- California Department of Education's (CDE) Career Technical Education (CTE) score letter
- A copy of the submitted CTEFP grant application that complies with the requirements of Education Code Section 17078.72, as submitted to CDE.

Required for **New Construction** applications:

- Detailed cost estimate of proposed site development, if requesting site development funding.
- Detailed Construction Cost Estimate, if requesting construction funding.
https://www.documents.dgs.ca.gov/ops/Forms/Worksheets/CTE_CE_GL.xls
- Please email the completed spreadsheet to OPSCCTEFP@dgs.ca.gov.
- Itemized list of equipment, including cost, if requesting equipment funding.
- If requesting a loan, the applicant must attach the completed CTEFP Funding Availability Worksheet.
https://www.documents.dgs.ca.gov/ops/Forms/Worksheets/CTE_Fund_Avail_Wksht.pdf

All other districts must submit a completed "Fund Worksheet" for each fund contains any Capital Facility related funding (Fund Worksheet is attached). This includes but is not limited to:

- Funds that contain proceeds from developer fees, Certificates of Participation (COP), General Obligation Bonds, Redevelopment Funds, Sale of Surplus Sites, Contribution from private industry groups or JPA, and other sources.
- The district must also submit the most recent audited financial statement and a trial balance for each fund.
- The trial balance(s) should be dated to the same date as the Financial Hardship fund worksheets. If there are monies available as a result of the review this will result in a reduction of the loan approval.

Your Application #: 55 / 66423 - 00 - 001
Submittal Date: 2018-12-07 12:41 PM

To complete the submission of this application, please generate and print the completed Form SAB 50-10. The application must be signed by an authorized Local Educational Agency representative and mailed to OPSC along with the required supporting documentation within 14 calendar days of online submission.

[DOWNLOAD COMPLETED FORM](#)

OPSC's Application Review team will record receipt of the physical application and supporting documents within the system. Please download and sign the application and all required documentation. If the signed application and required documents are not received within 14 working days after submittal date: 2018-12-07 12:41 PM the application will be rejected.

School districts may retrieve their completed application at any time by returning to the Application Dashboard. Once submitted, no changes are permitted. If you must make changes or have any questions, please contact your [Project Manager](#).

The screenshot shows a web browser window with the URL <http://www.internet-uat.dgs.ca.gov/OPSC/OPSCCore/dashboard>. The page title is "Dashboard | OPSC". The main header includes the "CA.gov" logo and "Office of Public School Construction". A navigation bar contains "Contact Us", "Settings", and "Welcome Anaheim". Below this, there are "Users" and "Dashboard" links.

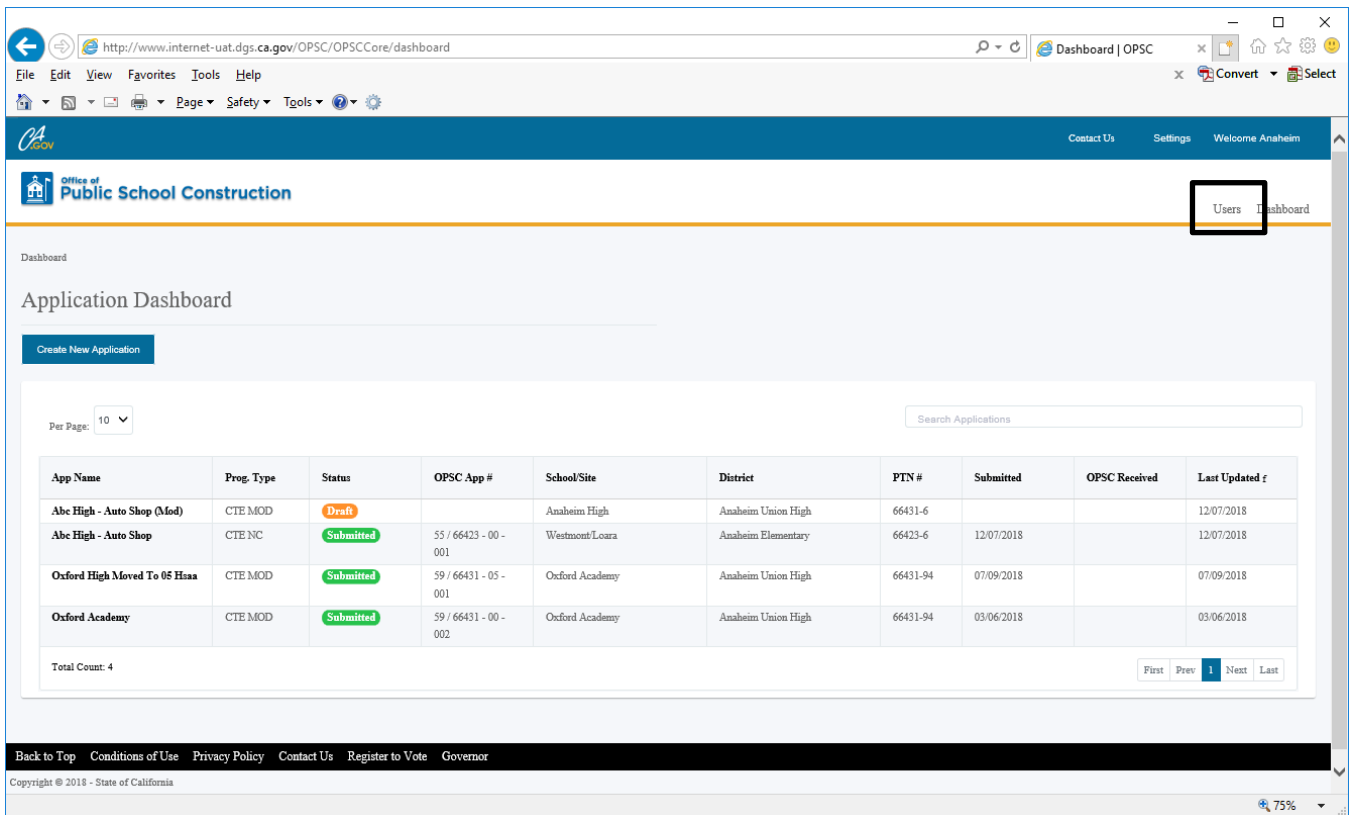
The main content area is titled "Application Dashboard" and features a "Create New Application" button. Below the button is a search bar labeled "Search Applications" and a "Per Page: 10" dropdown menu. The central element is a table with the following columns: App Name, Prop. Type, Status, OPSC App #, School Site, District, PTN#, Submitted, OPSC Received, and Last Updated. Three rows of data are visible, all with a "Submitted" status. The first row is highlighted with a black border.

App Name	Prop. Type	Status	OPSC App #	School Site	District	PTN#	Submitted	OPSC Received	Last Updated
Abc High - Auto Shop	CTE NC	Submitted	55 / 66423 - 00 - 001	Westmont/Loara	Anaheim Elementary	66423-6	12/07/2018		12/07/2018
Oxford High Moved To 05 Haas	CTE MOD	Submitted	59 / 66431 - 05 - 001	Oxford Academy	Anaheim Union High	66431-94	07/09/2018		07/09/2018
Oxford Academy	CTE MOD	Submitted	59 / 66431 - 00 - 002	Oxford Academy	Anaheim Union High	66431-94	03/06/2018		03/06/2018

At the bottom of the table, it says "Total Count: 3" and includes pagination controls: "First", "Prev", "1", "Next", "Last". The footer contains links for "Back to Top", "Conditions of Use", "Privacy Policy", "Contact Us", "Register to Vote", and "Governor". The copyright notice is "Copyright © 2018 - State of California". The browser zoom level is set to 75%.

Manage Users

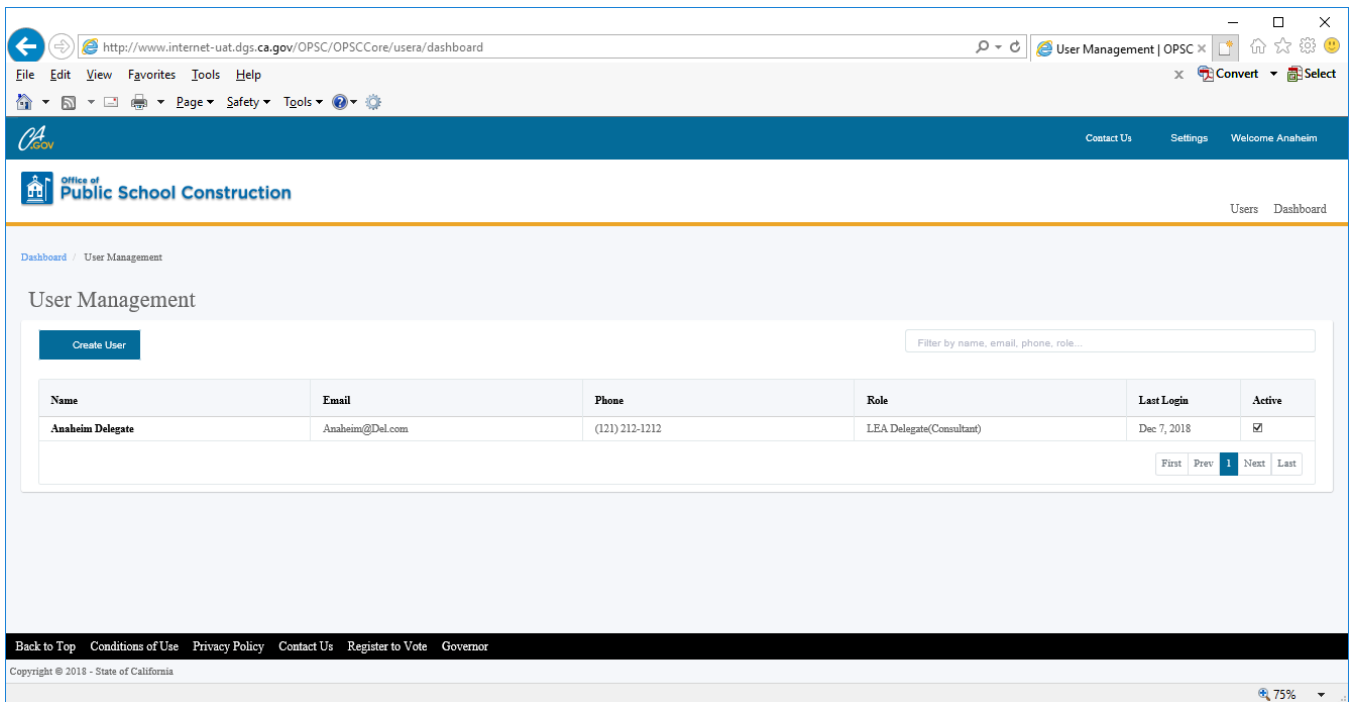
From any screen, click on “Users”.



The screenshot shows the OPSC Core Dashboard. The top navigation bar includes 'Contact Us', 'Settings', and 'Welcome Anaheim'. The 'Users' link is highlighted with a red box. Below the navigation bar, the page title is 'Office of Public School Construction'. The main content area is titled 'Application Dashboard' and features a 'Create New Application' button. A table lists applications with columns for App Name, Prog. Type, Status, OPSC App #, School/Site, District, PTN #, Submitted, OPSC Received, and Last Updated. The table contains four rows of data. At the bottom of the page, there is a footer with links for 'Back to Top', 'Conditions of Use', 'Privacy Policy', 'Contact Us', 'Register to Vote', and 'Governor', along with a copyright notice for 2018 - State of California.

App Name	Prog. Type	Status	OPSC App #	School/Site	District	PTN #	Submitted	OPSC Received	Last Updated
Abe High - Auto Shop (Mod)	CTE MOD	Draft		Anaheim High	Anaheim Union High	66431-6			12/07/2018
Abe High - Auto Shop	CTE NC	Submitted	55 / 66423 - 00 - 001	Westmont/Loara	Anaheim Elementary	66423-6	12/07/2018		12/07/2018
Oxford High Moved To OS Hsaa	CTE MOD	Submitted	59 / 66431 - 05 - 001	Oxford Academy	Anaheim Union High	66431-94	07/09/2018		07/09/2018
Oxford Academy	CTE MOD	Submitted	59 / 66431 - 00 - 002	Oxford Academy	Anaheim Union High	66431-94	03/06/2018		03/06/2018

The system will display a list of user current authorized to access the district applications.



The screenshot shows the OPSC Core User Management page. The top navigation bar includes 'Contact Us', 'Settings', and 'Welcome Anaheim'. The 'Users' link is highlighted in the top navigation bar. Below the navigation bar, the page title is 'Office of Public School Construction'. The main content area is titled 'User Management' and features a 'Create User' button. A table lists users with columns for Name, Email, Phone, Role, Last Login, and Active. The table contains one row of data. At the bottom of the page, there is a footer with links for 'Back to Top', 'Conditions of Use', 'Privacy Policy', 'Contact Us', 'Register to Vote', and 'Governor', along with a copyright notice for 2018 - State of California.

Name	Email	Phone	Role	Last Login	Active
Anaheim Delegate	Anaheim@Dal.com	(121) 212-1212	LEA Delegate(Consultant)	Dec 7, 2018	<input checked="" type="checkbox"/>

Manage Users (continued)

To edit an existing user, click on the row of the desired user.

To add a user, click on “Create User”.

From the Manage Profile screen, Superintendents and Authorized District Representatives have the ability to:

- Edit User Profiles
- Change Access Privileges (Roles)
 - LEA Delegate (Consultant)
These users can fill out applications online but will be unable to certify the architect's certification or to submit an application to OPSC.
 - LEA Architect
These users can fill out applications online and are the only user authorized to complete the architect's certification. These users cannot submit an application to OPSC.

Dashboard / User Management / Profile

Manage Profile

Profile

Ms Anaheim Delegate

(121) 212-1212
(212) 121-2121
anaheim@del.com

ANAHEIM UNION HIGH
501 Crescent Way
Anaheim, CA, 92803

[Edit Profile](#)

[Change User Name](#) [Change Password](#)

Access

Ms Anaheim Delegate has access as listed below.

District	Role	Company	Expires	
66423 ANAHEIM ELEMENTARY	LEA Delegate(Consultant)			Edit Delete
66431 ANAHEIM UNION HIGH	LEA Delegate(Consultant)			Edit Delete
2 total				

[Add Access](#)

Back to Top Conditions of Use Privacy Policy Contact Us Register to Vote Governor

Copyright © 2018 - State of California

All Users

All Users have the ability to update their personal information by selecting “Profile” under their name.

The user will need to click on their name to access the drop-down menu.

The screenshot shows a web browser window with the URL <http://www.internet-uat.dgs.ca.gov/OPSC/OPSCore/users/dashboard>. The page title is "User Management | OPSC". The header includes the "CA.gov" logo, "Office of Public School Construction", and a user menu for "Welcome Anaheim" with options for "Profile", "Log Out", and "users@lastnoara.com".

The main content area is titled "User Management" and contains a "Create User" button and a search filter: "Filter by name, email, phone, role...". Below this is a table with the following data:

Name	Email	Phone	Role	Last Login	Active
Anaheim Delegate	Anaheim@Del.com	(121) 212-1212	LEA Delegate(Consultant)	Dec 7, 2018	<input checked="" type="checkbox"/>

At the bottom of the table, there are pagination controls: "First", "Prev", "1", "Next", "Last". The footer contains links for "Back to Top", "Conditions of Use", "Privacy Policy", "Contact Us", "Register to Vote", and "Governor", along with the copyright notice "Copyright © 2018 - State of California". The browser zoom level is set to 75%.