

Fiscal Year-End Report for the Full-Day Kindergarten Facilities Grant Program

2019/2020 Report to the Department of Finance

Office of Public School Construction/State Allocation Board
Lisa Silverman, Executive Officer

Prepared by the

Office of Public School Construction
707 3rd Street
West Sacramento, CA 95605
(916) 376-1771 Tel
(916) 375-6721 Fax
www.dgs.ca.gov/opsc

Table of Contents

Executive Summary	1
Program Description.....	2
List of Projects Awarded through September 30, 2020.....	4
Funding Summary and Statistics.....	8
First and Second Rounds Applications	8
First and Second Rounds Award Recipients	10
Overview of the State Allocation Board & the Office of Public School Construction	14

Executive Summary

Fiscal Year 2019/2020 Report

Education Code Section 17375(i) states that “The Office of Public School Construction shall report to the Director of Finance, and shall post on its Internet Web site, information regarding the use of grant funds that have been made available to school districts during the fiscal year pursuant to this section.” As required, this report is provided and includes the following:

- Program Description
- List of Projects Awarded as of September 30, 2020
- Funding Summary and Statistics
- Introduction of Additional Funds Due to Senate Bill 75
- Rescission of Additional Funds Due to Senate Bill 98

Introduction

Assembly Bill (AB) 1808, the Education Finance: Education Omnibus Trailer Bill, was approved by the Governor and Chaptered on June 27, 2018. This bill appropriated \$100,000,000 out of the General Fund from the 2018/2019 fiscal year budget to the State Allocation Board (SAB) to provide one-time grants to school districts to construct new school facilities or retrofit existing school facilities for the purpose of providing full-day kindergarten classrooms to house existing kindergarten students. Education Code (EC) Section 17375(j) allows the Department of General Services (DGS) to charge its administrative costs against the Full-Day Kindergarten Facilities Account for an amount not to exceed 2.5 percent of the funding provided.

The following amount of funding was made available from AB 1808 to applicants for the Full-Day Kindergarten Facilities Grant Program (FDKFGP):

Funds Deposited into the Full-Day Kindergarten Facilities Account	\$100.0 million
Less: DGS Administrative Costs	\$ 2.5 million
Funding Available for FDKFGP Applications	\$ 97.5 million

The \$97.5 million available for FDKFGP was split between two rounds in the following manner:

Rounds	Available Funds
First Round: January 2, 2019 – January 31, 2019	\$37.5 million
Second Round: May 1, 2019 – May 30, 2019	\$60.0 million

Senate Bill (SB) 75, which became effective July 1, 2019, amended EC Section 17375 to appropriate an additional \$300,000,000 from the General Fund for the 2019-20 fiscal year to the FDKFGP. The amended statute limited a portion of the program’s funding to school districts that will use the funding to convert part-day kindergarten programs to full-day kindergarten programs and modified program eligibility and funding criteria for the FDKFGP.

SB 98 was approved by the Governor and Chaptered on June 29, 2020 and clarified that, commencing with the 2019/2020 fiscal year, future funding rounds and future availability of funding for the FDKFGP would be contingent upon appropriation of funding by the Legislature. Therefore, SB 98 rescinded the previously appropriated \$300,000,000 in additional program funding previously appropriated by SB 75 for the 2019/2020 fiscal year.

Program Description

Background

The Full-Day Kindergarten Facilities Grant Program provides facility funding to school districts currently serving kindergarten pupils for the purposes of offering full-day kindergarten. Projects submitted by school districts are eligible for funding if they meet the following requirements:

- The school district has or will have school board approval to provide full-day kindergarten
- The school district must lack the facilities to appropriately provide full-day kindergarten

Per Education Code Section 17375(b)(1), grants will only be awarded to school districts that lack the facilities to provide full-day kindergarten or lack the facilities that satisfy the design requirements required for new kindergarten classrooms as specified by California Code of Regulations Section 14030(h)(2) to provide full-day kindergarten.

New construction – New construction funding is available to construct new school buildings in order to provide adequate housing for full-day kindergarten students. School districts that already provide full-day kindergarten instruction at the project site are required to match state funding on a 50/50, state and local matching share basis, unless they qualify for Financial Hardship funding, whereby the state can contribute up to 100 percent of the local matching share. School districts that did not provide a full-day kindergarten program at the project site as of July 1, 2019 and will use FDKFGP funding to convert a site from a part-day kindergarten program to a full-day kindergarten program are required to match state funding on a 75/25, state/local share basis, unless they qualify for Financial Hardship funding.

Retrofit – Retrofit funding is available to increase the number of kindergarten classrooms through retrofit of existing classrooms and/or facilities. Funds are provided to school districts that do not have classrooms that meet kindergarten design requirements when they were built and were not previously retrofitted to meet kindergarten design standards. School districts that already provide full-day kindergarten instruction at the project site are required to match state funding on a 60/40, state and local matching share basis, unless they qualify for Financial Hardship funding, whereby the State can contribute up to 100 percent of the local matching share. School districts that did not provide a full-day kindergarten program at the project site as of July 1, 2019 and will use FDKFGP funding to convert a site from a part-day kindergarten program to a full-day kindergarten program are required to match state funding on a 75/25, state/local share basis, unless they qualify for Financial Hardship funding.

Approved projects from the first and second rounds that were converting to a full-day kindergarten program had their matching share adjusted to match 75/25 split.

Types of Projects

Districts apply for full funding and may request a partial release of funds in advance.

- New construction or retrofit grant requests may request the release of all funds if all of the required supporting documentation is provided at the time the application is submitted to the Office of Public School Construction (OPSC), including Division of State Architecture (DSA) plan approval and California Department of Education (CDE) final plan approval.
- New construction or retrofit grant requests may request an advance partial fund release if none, or only a portion of required supporting documentation, is provided at the time the application is submitted.

Additional Grants

In addition to the funding provided based on the number of kindergarten pupils housed in the project, school districts may be eligible for the following additional grants, if supported by the project plans.

New Construction	Retrofit
Site Acquisition	Automatic Fire Detection/Alarm System
Hazardous Waste Removal	Site Development
Automatic Fire Detection/Alarm System	50-Year Old Utilities
Automatic Sprinkler System	Project Assistance
Site Development	
Multilevel Classroom Construction	
Project Assistance	

Funding Priority

Education Code Section 17375(b)(2) provides funding priority for school districts that meet one or more of the following criteria:

1. A school district is unable to make a portion or all of its matching share requirement for the project and qualifies for Financial Hardship assistance (using the same criteria as the School Facility Program).
2. A school district located in an underserved community with a high population of pupils who are eligible for free and reduced-price meals.

To implement the priorities outlined in statute, the program regulations for FDKFGP provide preference points to school districts that meet one or both criteria. For school districts that are unable to contribute their matching share and qualify for Financial Hardship, the school district receives 40 preference points. School districts can receive up to an additional 40 preference points, on a sliding scale, based on the school district’s percentage of students eligible for free and reduced-price meals. The scale starts at four preference points for school districts who have 60 to 65 percent of students eligible and increases, up to 40 points, for those who have 100 percent of students eligible.

No other priorities are set forth in statute.

List of Projects Awarded through September 30, 2020

FDKFGP APPORTIONMENTS (First Round)
 Apportioned at the May 22, 2019 State Allocation Board Meeting

County	District	School Site	Application Number	Received Date	Preference Points	Grant Amount
TULARE	PIXLEY UNION	PIXLEY ELEMENTARY	70/72041-00-001	1/22/2019	76	\$2,487,062 **
TULARE	CUTLER-OROSI JOINT UNIFIED	GOLDEN VALLEY ELEMENTARY	70/71860-00-001	1/25/2019	75	\$5,840,082
MONTEREY	GREENFIELD UNION ELEMENTARY	MARY CHAPA ACADEMY	71/66035-00-001	1/28/2019	75	\$2,078,433
TULARE	LINDSAY UNIFIED	WASHINGTON ELEMENTARY	70/71993-00-001	1/11/2019	74	\$3,295,894 **
TULARE	TRAVER JOINT ELEMENTARY	TRAVER ELEMENTARY	70/72223-00-001	1/25/2019	74	\$1,604,656 **
KERN	EDISON ELEMENTARY	ORANGEWOOD ELEMENTARY	70/63438-00-001	1/24/2019	73	\$3,310,692 **
TULARE	WOODVILLE UNION ELEMENTARY	WOODVILLE ELEMENTARY	70/72298-00-001	1/25/2019	72	\$2,470,965 **
KERN	LAMONT ELEMENTARY	LAMONT ELEMENTARY	70/63560-00-001	1/11/2019	71	\$6,231,525 **
KERN	BAKERSFIELD CITY	BESSIE OWENS PRIMARY	70/63321-00-001	1/28/2019	70	\$4,944,286 **
TULARE	RICHGROVE ELEMENTARY	RICHGROVE ELEMENTARY	70/72082-00-001	1/29/2019	70	\$821,047 **
FRESNO	WASHINGTON COLONY ELEMENTARY	WASHINGTON COLONY ELEMENTARY	70/62513-00-001	1/29/2019	65	\$1,256,620
SANTA BARBARA	GUADALUPE UNION ELEMENTARY	MARY BUREN ELEMENTARY	70/69203-00-001	1/31/2019	64	\$2,840,988 ***
					Total:	\$37,182,250

* The District accepted partial funding.

** These projects received an amended approval to recind the automatic sprinkler grant

*** The Disrict is affected by both above items

FDKFGP APPORTIONMENTS (Second Round)
 Apportioned at the October 23, 2019 State Allocation Board Meeting

County	District	School	Application Number	Received Date	Preference Points	Grant Amount
TULARE	CUTLER-OROSI JOINT UNIFIED	CUTLER ELEMENTARY	70/71860-00-004	5/1/2019	74	\$3,337,190
MERCED	PLANADA ELEMENTARY	PLANADA ELEMENTARY	70/65821-00-001	5/20/2019	71	\$2,342,960 **
KERN	LAMONT ELEMENTARY	ALICANTE AVENUE	70/63560-00-003	5/9/2019	71	\$5,768,332 **
LAKE	LUCERNE ELEMENTARY	LUCERNE ELEMENTARY	70/64048-00-001	5/9/2019	69	\$1,683,516 *
TULARE	LINDSAY UNIFIED	LINCOLN ELEMENTARY	70/71993-00-006	5/6/2019	68	\$2,472,142 **
TULARE	ALTA VISTA ELEMENTARY	ALTA VISTA ELEMENTARY	70/71811-00-002	5/9/2019	58	\$2,487,062 **
SAN BERNARDINO	NEEDLES UNIFIED	VISTA COLORADO ELEMENTARY	70/67801-00-002	5/20/2019	56	\$2,471,202 **
TULARE	DUCOR UNION ELEMENTARY	DUCOR ELEMENTARY	70/71894-00-001	5/1/2019	56	\$756,327 **
KERN	SOUTH FORK UNION	SOUTH FORK ELEMENTARY	70/63784-00-001	5/29/2019	55	\$849,218 **
TULARE	BURTON	SUMMIT CHARTER ACADEMY MATHEW	70/71837-00-002	5/9/2019	55	\$1,652,770
KERN	DELANO UNION ELEMENTARY	FREMONT ELEMENTARY	70/63404-00-005	5/13/2019	55	\$824,048 **
TULARE	HOPE ELEMENTARY	HOPE ELEMENTARY	70/71944-00-001	5/9/2019	55	\$1,670,680
KERN	SOUTHERN KERN UNIFIED	ROSAMOND ELEMENTARY	70/63776-00-003	5/9/2019	48	\$4,963,212

County	District	School	Application Number	Received Date	Preference Points	Grant Amount
SACRAMENTO	CENTER JOINT UNIFIED	OAK HILL ELEMENTARY	70/73973-00-005	5/1/2019	48	\$2,358,564 ***
TULARE	LIBERTY ELEMENTARY	LIBERTY ELEMENTARY	70/71985-00-002	5/9/2019	40	\$776,309 **
IMPERIAL	MCCABE UNION ELEMENTARY	MCCABE ELEMENTARY	70/63180-00-001	5/17/2019	40	\$2,320,787 **
BUTTE	MANZANITA ELEMENTARY	MANZANITA ELEMENTARY	70/61499-00-001	5/29/2019	40	\$1,663,016 **
KINGS	CENTRAL UNION ELEMENTARY	R.J. NEUTRA ELEMENTARY	70/63883-00-001	5/6/2019	40	\$3,352,110
KINGS	ISLAND UNION ELEMENTARY	ISLAND ELEMENTARY	70/63933-00-002	5/9/2019	40	\$849,218 **
LOS ANGELES	WILSONA	VISTA SAN GABRIEL ELEMENTARY	70/65151-00-001	5/28/2019	35	\$1,243,531 **
FRESNO	GOLDEN PLAINS UNIFIED	HELM ELEMENTARY	70/75234-00-001	5/29/2019	34	\$424,609
RIVERSIDE	COACHELLA VALLEY UNIFIED	PALM VIEW ELEMENTARY	70/73676-00-001	5/20/2019	33	\$834,298
KINGS	REEF-SUNSET UNIFIED	AVENAL ELEMENTARY	70/73932-00-001	5/23/2019	32	\$1,236,071 **
LOS ANGELES	LENNOX ELEMENTARY	BUFORD ELEMENTARY	70/64709-00-001	5/15/2019	32	\$2,085,744
KERN	GREENFIELD UNION	PLANZ ELEMENTARY	70/63503-00-001	5/15/2019	32	\$2,085,744
LOS ANGELES	POMONA UNIFIED	PANTERA ELEMENTARY	70/64907-00-001	5/29/2019	29	\$417,149
KERN	FAIRFAX ELEMENTARY	VIRGINIA AVENUE ELEMENTARY	71/63461-00-001	5/29/2019	29	\$642,040
SAN BERNARDINO	RIALTO UNIFIED	CASEY ELEMENTARY	70/67850-00-004	5/9/2019	29	\$1,854,107 **
SACRAMENTO	ROBLA ELEMENTARY	ROBLA ELEMENTARY	70/67421-00-003	5/14/2019	28	\$831,508 **

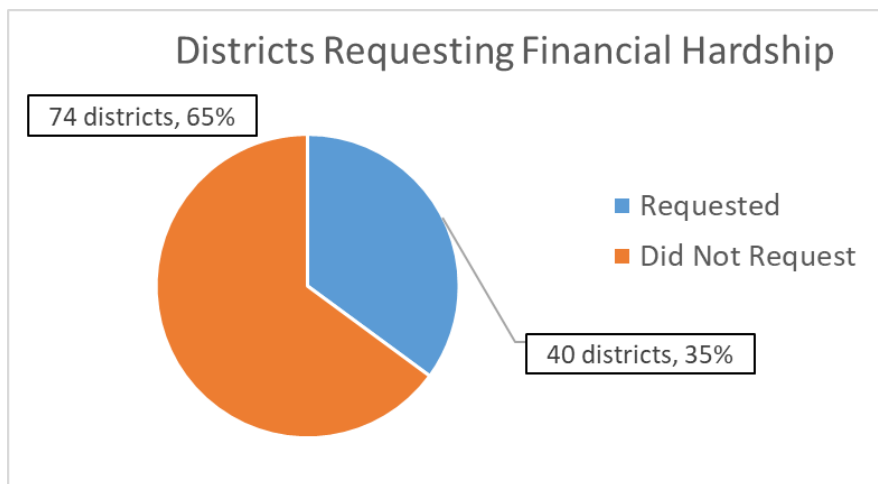
County	District	School	Application Number	Received Date	Preference Points	Grant Amount
KERN	STANDARD ELEMENTARY	STANDARD ELEMENTARY	70/63792-00-004	5/30/2019	28	\$618,036 ***
SAN BERNARDINO	SAN BERNARDINO CITY UNIFIED	DEL ROSA ELEMENTARY	70/67876-00-001	5/9/2019	28	\$417,149
FRESNO	FRESNO UNIFIED	ERICSON ELEMENTARY	70/62166-00-005	5/9/2019	27	\$1,251,446
SAN BERNARDINO	FONTANA USD	KATHY BINKS ELEMENTARY	70/67710-00-020	5/30/2019	25	\$1,251,447 *
ORANGE	ANAHEIM ELEMENTARY	ROOSEVELT ELEMENTARY	70/66423-00-001	5/17/2019	25	\$425,821
MONTEREY	ALISAL UNION	LOYA (OSCAR F.) ELEMENTARY	70/65961-00-009	5/9/2019	25	\$1,916,196 ***
					Total:	\$60,133,559
					Cumulative Total:	\$97,315,809

- * The District received an adjustment in funding due to converting to a Full-day Program
- ** These projects received an amended approval to recind the automatic sprinkler grant
- *** The Disrict is affected by both above item

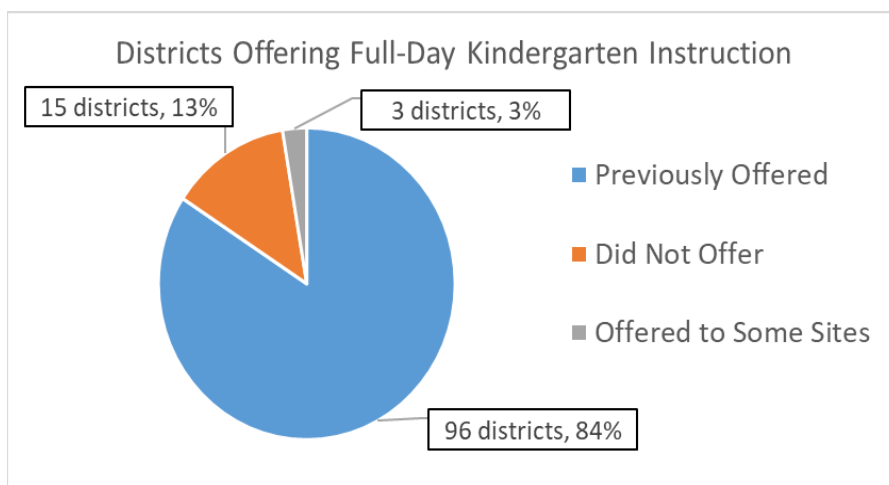
Funding Summary and Statistics

First Round and Second Round Applications

The estimated amount of funding requested in the first filing round was \$261 million in state share of the projects, with an additional \$55 million in Financial Hardship assistance, for an estimated total of \$316 million. The estimated amount of funding requested in the second filing round was \$336 million in state share of the projects, with an additional \$69 million in Financial Hardship assistance, for an estimated total of \$405 million. A total of 114 school districts submitted funding applications. Of those, 40 (or 35 percent) requested Financial Hardship assistance, while 74 (or 65 percent) did not.



Of the 114 school districts that submitted funding applications, 15 (or 13 percent) did not offer full-day kindergarten instruction at the application schoolsites prior to applying while three (or three percent) offered full-day kindergarten at some application sites. The remaining 96 school districts (or 84 percent) previously offered full-day kindergarten instruction at the application sites but applied for funding as they lacked facilities that met the design requirements required for new kindergarten classrooms as specified by California Code of Regulations Section 14030(h)(2).¹

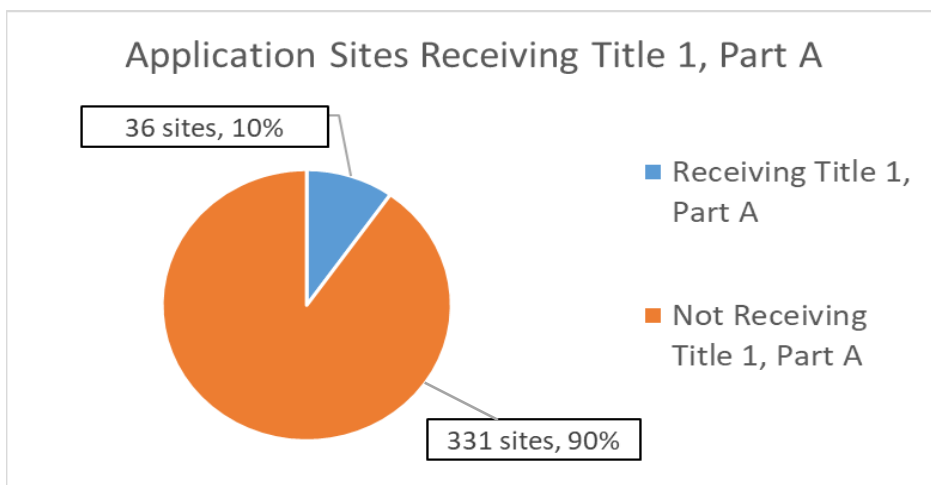


¹ This data is based upon initial application documents submitted by school districts in the first and second round. This data for applications that did not receive funding has not been verified because these applications did not go through the detailed review and approval process.

There are a number of school sites in California that qualify for federal funds to assist students in improving academic achievement. School sites can qualify for funding if they serve the following types of students:

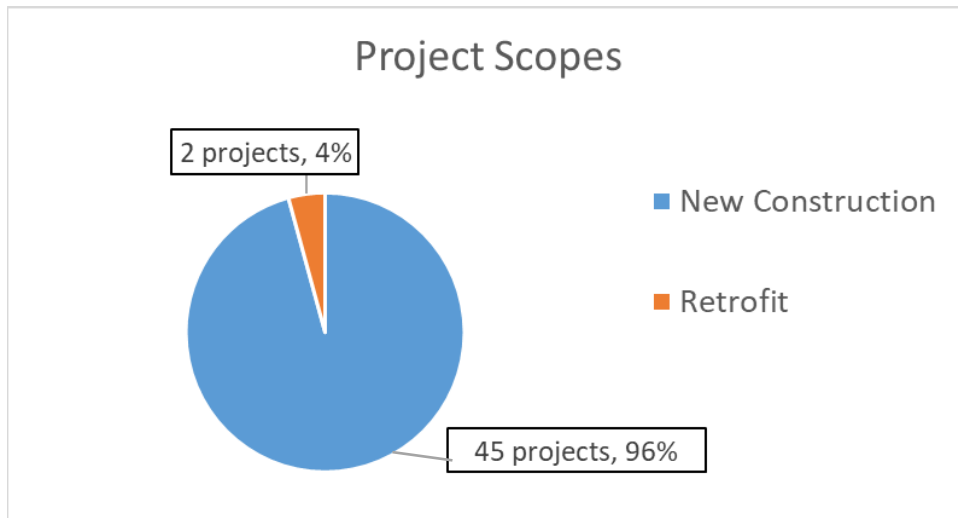
- Those from low-income families or students that are economically disadvantaged
- Students that are failing or at risk of failing
- Students with disabilities
- Migrant students or English learners
- Homeless students
- Students in institutions for neglected or delinquent students
- Students that previously participated in a Head Start program, the literacy program under Title II, or in preschool services under Title I, Part A.

Of the 367 school sites that applications were submitted for in the first and second round, 331 (or 90 percent) were receiving federal funds for Title I, Part A at the time of applying while 36 (or 10 percent) were not.

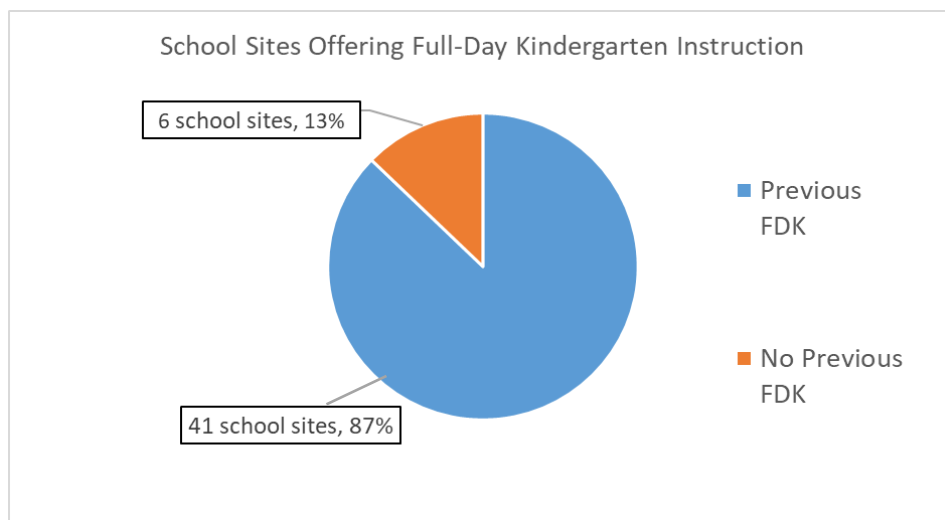


First and Second Round Award Recipients

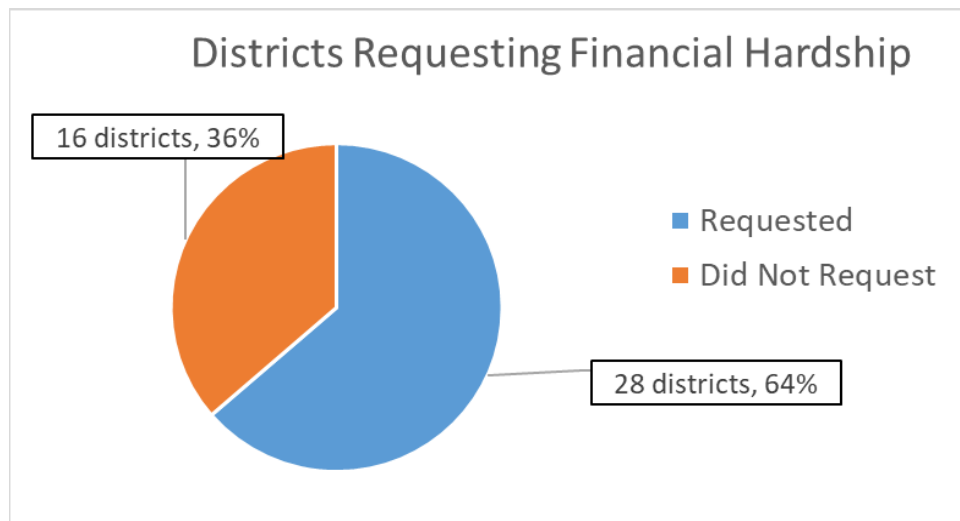
In the first and second funding rounds, \$97.5 million was made available for apportionment. This allowed for 47 projects to receive state funding. Of this, 45 (or 96 percent) were new construction projects while two (or four percent) were retrofit projects.



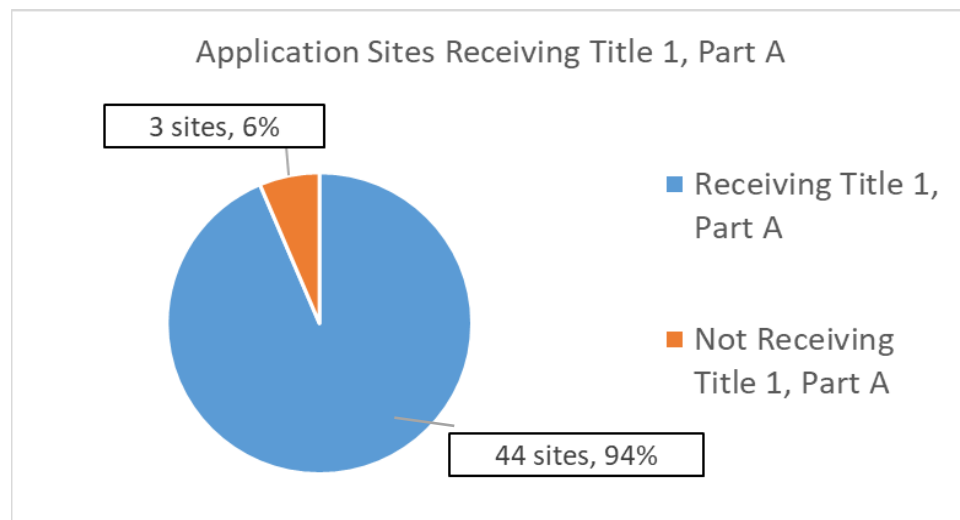
Of the 47 school sites to receive funding, six school sites (or 13 percent) did not offer full-day kindergarten instruction prior to applying while the remaining 41 (or 87 percent) already offered full-day kindergarten instruction, but lacked the facilities to house their students in appropriately designed kindergarten classrooms.



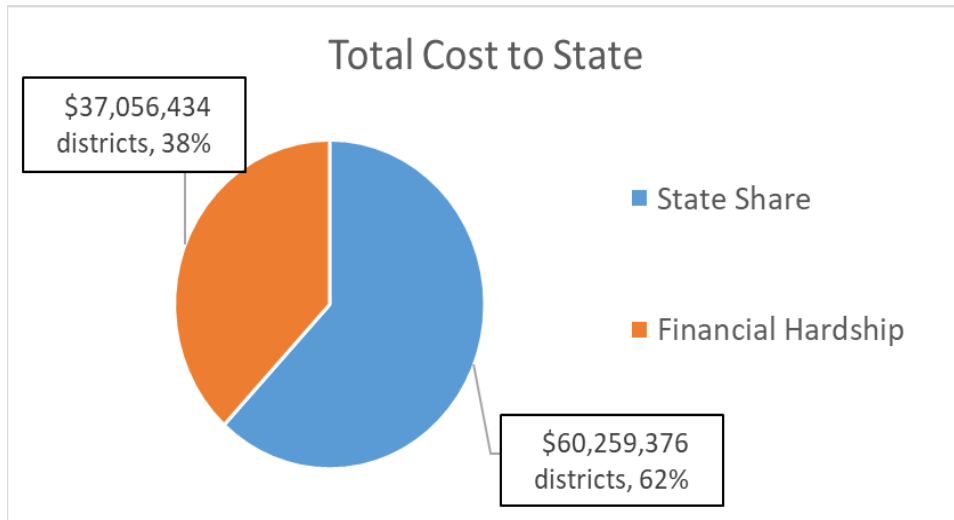
Of the 44 school districts to receive funding, 16 school districts (or 36 percent) requested and qualified for Financial Hardship while the remaining 28 school districts (or 64 percent) did not qualify for Financial Hardship.



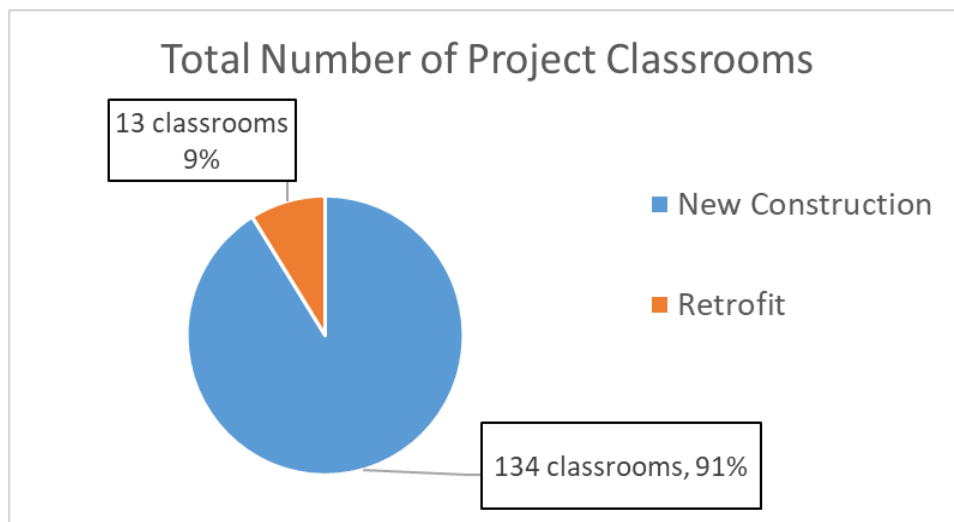
Of the 47 school sites to receive funding, 44 (or 94 percent) were also receiving Title I, Part A funding at the time of applying, while the remaining three (or six percent) were not receiving Title 1, Part A funding at the time of application.



Of the \$97.3 million of funding allocated to school districts, \$60,259,376 (or 62 percent) was the state's share toward the projects while \$37,056,434 (or 38 percent) was the state's contribution for Financial Hardship assistance.

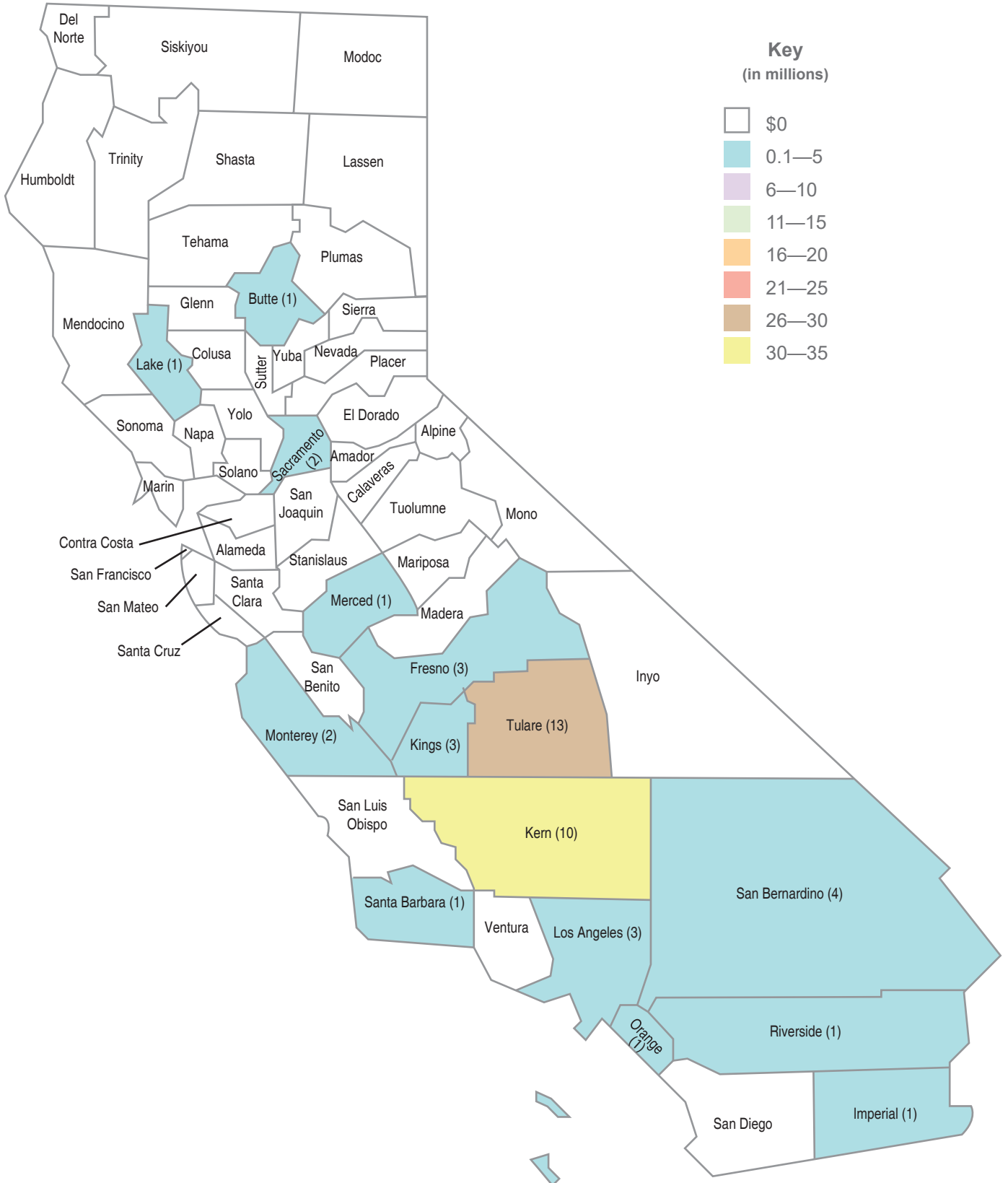


The 47 projects to receive funding included a total scope of 147 classrooms. Of these 147 classrooms, 134 (or 91 percent) are to be newly constructed while the remaining 13 (or 9 percent) are to be retrofitted in order to meet kindergarten Title V standards.



Full-Day Kindergarten Facilities Grant Program Funding Round 1 and 2 by County

The graphic below displays the amount of Apportionments (\$97.3 million) for 47 Full-Day Kindergarten Facility Grant Program projects from 44 school districts as of September 30, 2020. The data includes only the funding appropriated out of the General Fund from the 2018/2019 fiscal year budget to the State Allocation Board.



Overview of the State Allocation Board and the Office of Public School Construction

State Allocation Board

Created in 1947, the State Allocation Board (SAB) is responsible for determining the allocation of state resources including proceeds from general obligation bond issues and other designated state funds used for the New Construction and Modernization of public school facilities. The SAB is also charged with the responsibility of allocating funds for the Full-Day Kindergarten Facilities Grant Program and other facilities-related programs. Handbooks on these programs are located on the Office of Public School Construction website at www.dgs.ca.gov/opsc. The SAB meets regularly at the State Capitol, where it reviews and approves funding applications, acts on appeals, and adopts policies and regulations.

Office of Public School Construction

The primary mission of the Office of Public School Construction is to enrich the lives of California's schoolchildren as stewards of the taxpayers' commitment to education by administering the school facility funding programs and monetary resources available to the SAB. As staff to the SAB, the Office of Public School Construction is responsible for providing the assistance necessary to carry out the laws, regulations, policies, and programs of the SAB, and administering all programs that are under the purview of the SAB with equity, transparency and integrity.