

# State Allocation Board Meeting Notice and Agenda



Rebecca Kirk, Executive Officer  
Office of Public School Construction  
707 3rd Street, 3<sup>rd</sup> Floor  
West Sacramento, CA 95605

Hybrid Public Meeting  
Wednesday, June 24, 2026  
State Treasurer's Office  
915 Capitol Mall, 1<sup>st</sup> Floor Board Room  
Sacramento, CA 95814  
4:00 p.m.\*

The upcoming meeting of the State Allocation Board will be in person and also conducted by way of Zoom meeting. The physical, publicly accessible in person locations from which members of the public may observe and offer public comment are reflected above and on page 2 of this cover.

Interested persons may observe the meeting by going to Zoom Meeting at:

Join from a PC, Mac, iPad, iPhone or Android device:

<https://us06web.zoom.us/j/85606281862?pwd=bSWaOkxrDR8rMW5KaGXbVZjsMMRzoM.1>

Passcode: 733372

Or Telephone:

Dial:

USA 213 787 0529 US Toll

USA 888 808 6929 US Toll-free

Conference code: 991990

In accordance with Government Code Section 11123(b), five State Allocation Board members will participate virtually and from publicly accessible locations identified below:

**TELECONFERENCE LOCATIONS:**

Senator Sasha Renée Pérez  
1021 O Street, Room 6720  
Sacramento, CA 95814

Assemblymember Sharon Quirk-Silva  
1021 O Street, Room 4210  
Sacramento, CA 95814

Senator Roger Niello  
1021 O Street, Room 7110  
Sacramento, CA 95814

Assemblymember Dr. Darshana Patel  
1021 O Street, Room 5140  
Sacramento, CA 95814

Senator Christopher Cabaldon  
1021 O Street, Room 7320  
Sacramento, CA 95814

The Board will meet in Closed Session pursuant to Government Code Section 11126(e)(2)(A).

General Information  
(916) 376-1771

For further information, please contact your Project Manager.

\*Meeting location and time subject to change.

Individuals who need auxiliary aids for effective participation are invited to make their requests and preferences known to Ms. Lisa Jones at (916) 376-1771 or [OPSCCommunications@dgs.ca.gov](mailto:OPSCCommunications@dgs.ca.gov) five days prior to the meeting.

A copy of the 10-Day Meeting Notice can be found on [OPSC's website](#).

# June 24, 2026 Agenda

---

<u>SUBJECT</u>	<u>PRESENTER</u>	<u>PAGE</u>
Call Meeting to Order	Chair	
Roll Call	Secretary	
Table of Contents		i – ii
Alphabetical Listing		iii
Minutes of May 20, 2026		1 – 9
Executive Officer Statement		10 – 11
 <b><u>CONSENT AGENDA</u></b>		
 <b><u>SCHOOL FACILITY PROGRAM</u></b>		
Resolution		12
Eligibility Approvals		13 – 22
Unfunded Approvals		23 – 49
Closeouts		50 – 53
 <b><u>CALIFORNIA PRESCHOOL, TRANSITIONAL KINDERGARTEN AND FULL-DAY KINDERGARTEN FACILITIES GRANT PROGRAM</u></b>		
Resolution		54
Amended Advance Design Approvals		55 – 56
 <b><u>OTHER PROGRAMS</u></b>		
Exemption for Independent Study Facilities		57 – 59
<b><u>FINANCIAL REPORTS</u></b>		60 – 77

NEXT MONTHLY STATE ALLOCATION BOARD MEETING – AUGUST 5, 2026

# June 24, 2026 Agenda

---

## SUBJECT

## PAGE

### ACTION ITEM

ANNUAL ADJUSTMENT TO MAXIMUM LEVEL OF TOTAL BONDING  
CAPACITY FOR FINANCIAL HARDSHIP ASSISTANCE

78 – 84

To adopt the annual inflation adjustment for the maximum level of total bonding capacity allowable for a school district to be automatically deemed eligible for financial hardship assistance, which must be adjusted each fiscal year pursuant to Education Code Section 17075.15(d)(3)(B).

### REPORTS, DISCUSSION ITEMS, AND INFORMATION ITEMS

State Allocation Board Three-Month Projected Workload	85 – 86
Dates for 2026 Calendar Year State Allocation Board Meetings	87
School Facility Program Unfunded List (Regulation Section 1859.95)	88 – 92
School Facility Program Workload List	93 – 115
Charter School Facilities Program Preliminary Apportionment Applications Submitted List	116 – 118
California Preschool, Transitional Kindergarten and Full-Day Kindergarten Facilities Grant Program Applications Submitted List	119 – 121
Emergency Time Extension Request Log	122 – 123
School Facility Program Applications Received Beyond Bond Authority List (Regulation Section 1859.95.1)	124 – 137
Facility Hardship/Rehabilitation Approvals Without Funding	138 – 139

# June 24, 2026

## Alphabetical Listing

### CLOSED SESSION

Pursuant to Government Code section 11126(e)(2)(A), the State Allocation Board will meet in Closed Session regarding pending litigation in the case entitled *Miliani Rodriguez, et al. v. State of California, et al.*, Alameda County Superior Court, Case No. 25CV150626.

<b>School District</b>	<b>County</b>	<b>Category</b>	<b>Page No.</b>
ANAHEIM UNION HIGH	ORANGE	SFP - Mod.	Consent* 23
BUELLTON UNION ELEMENTARY	SANTA BARBARA	SFP - New Constr.	Consent* 23
CASCADE UNION ELEMENTARY	SHASTA	SFP - Mod.	Consent 15
CASCADE UNION ELEMENTARY	SHASTA	SFP - Mod.	Consent* 23
CASTRO VALLEY UNIFIED	ALAMEDA	SFP - Mod.	Consent 15
ELK GROVE UNIFIED	SACRAMENTO	SFP - New Constr.	Consent 50
KONOCTI UNIFIED	LAKE	SFP - Mod.	Consent 15
LINDSAY UNIFIED	TULARE	SFP - Mod.	Consent 51
LINDSAY UNIFIED	TULARE	SFP - Mod.	Consent 52
LOS ANGELES UNIFIED	LOS ANGELES	SFP - Mod.	Consent 15
LOS ANGELES UNIFIED	LOS ANGELES	SFP - Mod.	Consent* 23
MOUNTAIN EMPIRE UNIFIED	SAN DIEGO	SFP - Mod.	Consent 13
NOVATO UNIFIED	MARIN	SFP - Mod.	Consent 15
NOVATO UNIFIED	MARIN	SFP - Mod.	Consent* 23
SAN JUAN UNIFIED	SACRAMENTO	SFP - Mod.	Consent 15
SAN JUAN UNIFIED	SACRAMENTO	SFP - Mod.	Consent* 23
SANTA CRUZ CITY ELEMENTARY	SANTA CRUZ	SFP - Mod.	Consent* 23
SNOWLINE JOINT UNIFIED	SAN BERNARDINO	SFP - Mod.	Consent* 23
SWEETWATER UNION HIGH	SAN DIEGO	SFP - Mod.	Consent 13
SWEETWATER UNION HIGH	SAN DIEGO	SFP - Mod.	Consent 15
SWEETWATER UNION HIGH	SAN DIEGO	SFP - Mod.	Consent* 23
UKIAH UNIFIED	MENDOCINO	FDK - New Constr.	Consent 55
UPLAND UNIFIED	RIVERSIDE	Continued Use	Consent 57
VAL VERDE UNIFIED	RIVERSIDE	SFP - New Constr.	Consent 53

# OPSC PROGRAM CODES

## SCHOOL FACILITY PROGRAM (SFP)

- 50 – NEW CONSTRUCTION
- 51 – FACILITY HARDSHIP NEW CONSTRUCTION
- 52 – SFP JOINT-USE
- 53 – CRITICALLY OVERCROWDED SCHOOLS
- 54 – CHARTER SCHOOL FACILITIES PROGRAM
- 55 – CAREER TECH NEW CONSTRUCTION
- 56 – OVERCROWDING RELIEF GRANT PROGRAM
- 57 – MODERNIZATION
- 58 – FACILITY HARDSHIP MODERNIZATION
- 59 – CAREER TECH MODERNIZATION

## OTHER PROGRAMS

- 25 – STATE RELOCATABLE CLASSROOM PROGRAM
- 34 – AIR CONDITIONING AND/OR INSULATION PROGRAM
- 40 – DEFERRED MAINTENANCE PROGRAM
- 61 – EMERGENCY REPAIR PROGRAM
- 62 – INTERIM HOUSING NATURAL DISASTER ASSISTANCE
- 63 – NATURAL DISASTER ASSISTANCE (OTHER ASSISTANCE)
- 64 – MISCELLANEOUS LEGISLATION
- 70 – CALIFORNIA PRESCHOOL, TRANSITIONAL KINDERGARTEN AND  
FULL-DAY KINDERGARTEN FACILITIES GRANT PROGRAM  
NEW CONSTRUCTION
- 71 – CALIFORNIA PRESCHOOL, TRANSITIONAL KINDERGARTEN AND  
FULL-DAY KINDERGARTEN FACILITIES GRANT PROGRAM  
RETROFIT
- 92 – UNUSED SITE PROGRAM

# Minutes

# MINUTES

## State Allocation Board

### May 20, 2026

Upon notice duly given, the meeting of the State Allocation Board (SAB) was held at the State Treasurer's Office, located at 915 Capitol Mall, 1<sup>st</sup> Floor Board Room, in Sacramento, on May 20, 2026 at 4:00 p.m.

Ms. Michele Perrault, the SAB Chair, announced that this meeting was being held in person for anyone who would like to provide public comment in person. This meeting was also conducted by way of Zoom meeting for members of the public participating remotely. The meeting was physically webcast from the State Treasurer's Office, located at 915 Capitol Mall, 1<sup>st</sup> Floor Board Room, in Sacramento.

Members of the SAB were present in order to establish a quorum for the meeting as follows:

- Michele Perrault, Chief Deputy Director, Policy, Department of Finance (DOF), designated representative for Joe Stephenshaw, Director, DOF
- Ana Lasso, Director, Department of General Services (DGS)
- Juan Mireles, Director, School Facilities and Transportation Services Division, California Department of Education (CDE), designated representative for Tony Thurmond, Superintendent of Public Instruction
- Jeremy Smith, Governor's appointee
- Senator Roger Niello (teleconference/remote participation)
- Assembly Member Laurie Davies
- Assembly Member Darshana Patel (teleconference/remote participation)

Members of the SAB absent were as follows:

- Senator Sasha Renee Perez
- Senator Christopher Cabaldon
- Assembly Member Sharon Quirk-Silva

Representative of the SAB/Office of Public School Construction (OPSC), was as follows:

- Rebecca Kirk, Executive Officer

Representatives of the DGS, OPSC, were as follows:

- Rebecca Kirk, Executive Officer
- Michael Watanabe, Deputy Executive Officer

Representative of the DGS, Office of Legal Services, was as follows:

- Ephraim Egan, Staff Counsel

With a quorum present, Ms. Perrault, Chair, called the meeting to order at 4:02 p.m.

The Chair recognized Mr. Ephraim Egan as this was his last meeting as Legal Counsel to the SAB. The Chair congratulated Mr. Egan on his new position with the California Government Operations Agency and thanked him for his dedication and service to the SAB.

**PRIOR MINUTES**

A motion was made, and seconded, to approve the April 29, 2026 meeting Minutes. The Chair called for a roll-call vote and the motion carried per the following votes:

MEMBER	AYE	NAY	ABSTAIN	ABSENT
Senator Perez				X
Senator Niello	X			
Senator Cabaldon				X
Assembly Member Davies	X			
Assembly Member Quirk-Silva				X
Assembly Member Patel	X			
Juan Mireles	X			
Jeremy Smith	X			
Ana Lasso	X			
Michele Perrault	X			
<b>Total</b>	<b>7</b>			<b>3</b>

**Motion:**

Carried  X   
 Failed      

**EXECUTIVE OFFICER’S STATEMENT**

The Executive Officer informed the SAB of the following:

Priority Funding Filing Round is Now Open

The current Priority Funding Filing Round opened on May 13, 2026, and closes at the end of the day on June 11, 2026. Applicants are encouraged to submit Priority Funding requests electronically through OPSC’s Online system. All requests must be received by OPSC no later than 11:59 p.m. on June 11, 2026. These requests will be valid from July 1, 2026 through December 31, 2026. Applicants submitting a request in this Priority Funding Filing Round may have their unfunded approval converted to an apportionment following an anticipated Fall 2026 statewide general obligation bond sale. Applications that receive an unfunded approval at today’s meeting are eligible to participate in this Priority Funding Filing Round. OPSC recently sent an email blast to remind all stakeholders of this process. Information on the Priority Funding Process can be found on OPSC’s website [here](#).

California Preschool, Transitional Kindergarten and Full-Day Kindergarten Facilities Grant Program Funding Round Closed

The California Preschool, Transitional Kindergarten and Full-Day Kindergarten Facilities Grant Program funding round authorized by the SAB in January 2026 recently concluded, with applications accepted from April 1, 2026 through April 30, 2026. OPSC received 56 applications from 50 school districts requesting a total of approximately \$210.4 million in state funding, which includes approximately \$28.4 million in requested Financial Hardship assistance. A list of the applications received during the filing round is included as part of the Information Items in today’s Agenda. Staff are currently processing received applications and will present successful applications to the SAB later this year.

**EXECUTIVE OFFICER’S STATEMENT** (cont.)

**Regulatory Amendments to the School Facility Program/Proposition 2 Implementation**

The SAB approved emergency regulatory amendments at the January 28, 2026 Board meeting to implement provisions of Proposition 2, related to the Five-Year School Facilities Master Plan (Master Plan). The emergency regulatory amendments were approved by the Office of Administrative Law and became effective on May 4, 2026. Timelines for submittal of the Master Plan are based on the specific School Facility Program (SFP) application type. In particular, districts are advised that beginning **May 5, 2027**, a complete and valid Master Plan will be required at the time of application submittal for New Construction and/or Modernization funding requests. More information can be found on OPSC’s website [here](#).

**Next Meeting**

The next meeting is scheduled for Wednesday, June 24, 2026. The time and location of the meeting will be determined and announced at a later date.

**CONSENT ITEMS**

A motion was made, and seconded, to approve the Consent calendar as presented. The Chair called for a roll-call vote and the motion carried per the following votes:

<b>MEMBER</b>	<b>AYE</b>	<b>NAY</b>	<b>ABSTAIN</b>	<b>ABSENT</b>
<b>Senator Perez</b>				X
<b>Senator Niello</b>	X			
<b>Senator Cabaldon</b>				X
<b>Assembly Member Davies</b>	X			
<b>Assembly Member Quirk-Silva</b>				X
<b>Assembly Member Patel</b>	X			
<b>Juan Mireles</b>	X			
<b>Jeremy Smith</b>	X			
<b>Ana Lasso</b>	X			
<b>Michele Perrault</b>	X			
<b>Total</b>	<b>7</b>			<b>3</b>

**Motion:**

Carried  X   
 Failed      

**FINANCIAL REPORTS**

The SAB accepted the Financial Reports as presented.

**APPEAL ITEMS**

***Greenfield Union School District/Kern 50/63503-00-014***

A motion was made, and seconded, to approve the District’s appeal request for a retroactive Reduction to Costs Incurred (RCI) of the SFP New Construction funding application number 50/63503-00-014 at Crescent Elementary School, and to submit a new standalone application (50/63503-00-021) with the original submittal date of July 29, 2022, to fund the project with one Non-Severe Special Day Class pupil grant and all eligible augmentations. In addition and as part of the motion, the SAB approved staff’s recommendations.

**APPEAL ITEMS** (cont.)

***Greenfield Union School District/Kern 50/63503-00-014*** (cont.)

The Chair called for a roll-call vote and the motion carried per the following votes:

<b>MEMBER</b>	<b>AYE</b>	<b>NAY</b>	<b>ABSTAIN</b>	<b>ABSENT</b>
<b>Senator Perez</b>				X
<b>Senator Niello</b>	X			
<b>Senator Cabaldon</b>				X
<b>Assembly Member Davies</b>	X			
<b>Assembly Member Quirk-Silva</b>				X
<b>Assembly Member Patel</b>	X			
<b>Juan Mireles</b>	X			
<b>Jeremy Smith</b>	X			
<b>Ana Lasso</b>	X			
<b>Michele Perrault</b>	X			
<b>Total</b>	<b>7</b>			<b>3</b>

**Motion:**

Carried   X  

Failed       

**REPORTS, DISCUSSION ITEMS, AND INFORMATION ITEMS**

The SAB acknowledged the following reports:

- ***State Allocation Board Three-Month Projected Workload***
- ***State Allocation Board Meeting Dates for the 2026 Calendar Year***
- ***School Facility Program New Construction and Modernization Unfunded List as of April 29, 2026***
- ***School Facility Program Workload List of Applications Received Through April 30, 2026***
- ***School Facility Program Charter School Facilities Program Submitted Applications for Preliminary Apportionment (Form SAB 50-09) as of October 31, 2025***
- ***California Preschool, Transitional Kindergarten and Full-Day Kindergarten Facilities Grant Program as of April 30, 2026***
- ***School District Extension Requests***
- ***School Facility Program Applications Received Beyond Bond Authority List as of April 30, 2026***
- ***Facility Hardship/Rehabilitation Approvals Without Funding as of April 29, 2026***

**ADJOURNMENT**

There being no further business to come before the SAB, the Chair adjourned the meeting at 4:20 p.m.

A handwritten signature in blue ink that reads "Rebecca Kim". The signature is written in a cursive style with a large initial 'R' and 'K'.

# ATTACHMENT A

Approved Consent Items on 05/20/2026

<b>Program</b>	<b>Application No.</b>	<b>School District</b>	<b>County Name</b>
Unused Sites	92/65961-00-000	ALISAL UNION	MONTEREY
SFP - Mod.	57/64261-00-010	ARCADIA UNIFIED	LOS ANGELES
SFP - Mod.	57/64261-00-000	ARCADIA UNIFIED	LOS ANGELES
SFP - Mod.	57/70524-00-020	BENICIA UNIFIED	SOLANO
SFP - Mod.	57/63073-00-000	BRAWLEY ELEMENTARY	IMPERIAL
SFP - New Constr.	50/66464-00-026	CAPISTRANO UNIFIED	ORANGE
SFP - New Constr.	50/66464-00-000	CAPISTRANO UNIFIED	ORANGE
SFP - Mod.	57/61150-00-038	CASTRO VALLEY UNIFIED	ALAMEDA
SFP - Mod.	57/68080-00-005	ENCINITAS UNION ELEMENTARY	SAN DIEGO
SFP - New Constr.	50/68080-00-002	ENCINITAS UNION ELEMENTARY	SAN DIEGO
SFP - Mod.	57/68080-00-000	ENCINITAS UNION ELEMENTARY	SAN DIEGO
SFP - New Constr.	50/68080-00-000	ENCINITAS UNION ELEMENTARY	SAN DIEGO
SFP - Mod.	57/68098-00-016	ESCONDIDO UNION ELEMENTARY	SAN DIEGO
SFP - Mod.	57/68098-00-000	ESCONDIDO UNION ELEMENTARY	SAN DIEGO
FDK - New Constr.	70/64634-00-004	INGLEWOOD UNIFIED	LOS ANGELES
SFP - New Constr.	50/67090-00-000	JURUPA UNIFIED	RIVERSIDE
FDK - New Constr.	70/63560-00-005	LAMONT ELEMENTARY	KERN
SFP - Mod.	57/64725-00-055	LONG BEACH UNIFIED	LOS ANGELES

# ATTACHMENT A

Approved Consent Items on 05/20/2026

<b>Program</b>	<b>Application No.</b>	<b>School District</b>	<b>County Name</b>
SFP - Mod.	57/64725-00-000	LONG BEACH UNIFIED	LOS ANGELES
Unused Sites	92/69518-00-000	LOS ALTOS ELEMENTARY	SANTA CLARA
SFP - Charter	54/64733-00-104	LOS ANGELES UNIFIED	LOS ANGELES
SFP - Mod.	57/64733-00-770	LOS ANGELES UNIFIED	LOS ANGELES
SFP - Mod.	57/64733-12-012	LOS ANGELES UNIFIED	LOS ANGELES
SFP - Mod.	57/64733-00-771	LOS ANGELES UNIFIED	LOS ANGELES
SFP - Mod.	57/64733-00-000	LOS ANGELES UNIFIED	LOS ANGELES
SFP - Mod.	57/64733-12-000	LOS ANGELES UNIFIED	LOS ANGELES
SFP - Mod.	57/64733-20-000	LOS ANGELES UNIFIED	LOS ANGELES
SFP - Mod.	57/64733-38-000	LOS ANGELES UNIFIED	LOS ANGELES
SFP - Mod.	57/64733-54-000	LOS ANGELES UNIFIED	LOS ANGELES
SFP - Mod.	58/75333-00-001	MANHATTAN BEACH UNIFIED	LOS ANGELES
SFP - New Constr.	50/71167-00-001	MODESTO CITY ELEMENTARY	STANISLAUS
SFP - New Constr.	50/71167-00-000	MODESTO CITY ELEMENTARY	STANISLAUS
SFP - Mod.	57/66092-00-044	MONTEREY PENINSULA UNIFIED	MONTEREY
SFP - Mod.	57/66092-00-000	MONTEREY PENINSULA UNIFIED	MONTEREY
Unused Sites	92/69575-00-000	MORELAND ELEMENTARY	SANTA CLARA
SFP - New Constr.	50/61259-00-000	OAKLAND UNIFIED	ALAMEDA

# ATTACHMENT A

Approved Consent Items on 05/20/2026

<b>Program</b>	<b>Application No.</b>	<b>School District</b>	<b>County Name</b>
SFP - New Constr.	50/61762-00-011	OAKLEY UNION ELEMENTARY	CONTRA COSTA
SFP - Mod.	57/69799-00-026	PAJARO VALLEY UNIFIED	SANTA CRUZ
SFP - Mod.	57/69799-00-027	PAJARO VALLEY UNIFIED	SANTA CRUZ
SFP - Mod.	57/69799-00-000	PAJARO VALLEY UNIFIED	SANTA CRUZ
SFP - Mod.	57/75523-00-017	PORTERVILLE UNIFIED	TULARE
SFP - New Constr.	50/69005-00-000	REDWOOD CITY ELEMENTARY	SAN MATEO
SFP - Mod.	58/67215-00-002	RIVERSIDE UNIFIED	RIVERSIDE
SFP - New Constr.	50/75085-00-000	ROCKLIN UNIFIED	PLACER
SFP - Mod.	57/68338-00-000	SAN DIEGO UNIFIED	SAN DIEGO
SFP - Mod.	57/67447-00-087	SAN JUAN UNIFIED	SACRAMENTO
SFP - Mod.	57/67447-00-000	SAN JUAN UNIFIED	SACRAMENTO
SFP - New Constr.	50/69310-00-009	SANTA MARIA JOINT UNION HIGH	SANTA BARBARA
SFP - New Constr.	50/69310-00-000	SANTA MARIA JOINT UNION HIGH	SANTA BARBARA
FDK - Retrofit	71/63784-00-001	SOUTH FORK UNION	KERN
SFP - Mod.	57/75192-00-021	TEMECULA VALLEY UNIFIED	RIVERSIDE
SFP - Charter	54/76505-00-009	TWIN RIVERS UNIFIED	SACRAMENTO
SFP - Charter	54/70581-00-004	VALLEJO CITY UNIFIED	SOLANO
SFP - Charter	54/70581-00-005	VALLEJO CITY UNIFIED	SOLANO

# ATTACHMENT A

Approved Consent Items on 05/20/2026

<b>Program</b>	<b>Application No.</b>	<b>School District</b>	<b>County Name</b>
SFP - Charter	54/70581-00-006	VALLEJO CITY UNIFIED	SOLANO
SFP - Charter	54/70581-00-007	VALLEJO CITY UNIFIED	SOLANO
SFP - New Constr.	50/10587-00-002	YUBA COUNTY OFFICE OF EDUCATION	YUBA

# Executive Officer Statement

EXECUTIVE OFFICER STATEMENT  
State Allocation Board Meeting, June 24, 2026

**CAREER TECHNICAL EDUCATION FACILITIES PROGRAM (CTEFP) CYCLE 7**

The seventh CTEFP funding cycle is currently underway. In March 2026, the California Department of Education (CDE) sent Grant Application scores to applicants who submitted Grant Applications by the December 1, 2025, deadline. As previously announced, those applicants with a passing score from CDE for the seventh funding cycle must submit the *Application for Career Technical Education Facilities Funding* (Form SAB 50-10) to the Office of Public School Construction (OPSC) by **11:59 p.m. on June 30, 2026**. OPSC will present seventh funding cycle applications to the Board for funding consideration by December 2026.

**PRIORITY FUNDING FILING ROUND 31 CLOSED**

The most recent Priority Funding filing period began on May 13, 2026, and closed on June 11, 2026. This filing period marked the third opportunity for applicants who received an unfunded approval under Proposition 2 bond authority to request apportionments from an anticipated Fall 2026 statewide general obligation bond sale.

During this filing period, OPSC received valid requests for 159 unique projects, totaling \$651.5 million in State funding. These requests are valid from July 1, 2026 through December 31, 2026. Requests were not submitted for three School Facility Program (SFP) projects and three Charter School Facilities Program (CSFP) projects. The SFP projects that chose not to participate will receive occurrences for non-participation. However, the CSFP projects are not subject to rescission after two occurrences of non-participation in the priority funding process.

**STAKEHOLDER MEETINGS**

At the January 22, 2025 meeting, the Board approved the set aside of \$115 million from Modernization bond authority for a new Lead in Water Testing and Remediation Program established by Proposition 2. On June 11, 2026, OPSC held the first stakeholder meeting on this topic to discuss considerations and receive stakeholder feedback on implementation of this new program.

At this meeting, 41 unique stakeholders joined on Zoom and in person. Stakeholders may submit feedback on this topic to [OPSCCommunications@dgs.ca.gov](mailto:OPSCCommunications@dgs.ca.gov) until close of business on Friday, June 26, 2026. Staff will address those suggestions at the next public meeting on this topic.

Additionally, OPSC will hold another stakeholder meeting on June 25, 2026 to discuss the following subjects unrelated to Proposition 2:

- General Updates to SFP Regulations
- Potential Revisions to the Facility Inspection Tool

Details of upcoming stakeholder meetings will continue to be announced in email blasts to school districts and stakeholders.

### **OPSC ONLINE WORKSHOPS**

At its December 2025 meeting, the Board approved regulations to require use of OPSC Online for all application submittals beginning on January 1, 2027. As previously announced, OPSC staff is conducting a series of open forum events to walk through various workflows and functionality in OPSC Online to assist school districts in preparing for this change. School district personnel and interested parties are encouraged to attend. Meeting details are on OPSC's Meetings webpage: <https://www.dgs.ca.gov/OPSC/Meetings>. Additional workshops will be announced in email blasts.

### **REGULATORY AMENDMENTS TO THE SCHOOL FACILITY PROGRAM/PROPOSITION 2 IMPLEMENTATION**

The Board approved emergency regulatory amendments at the February 25, 2026 Board meeting to implement provisions of Proposition 2, related to the implementation of the new Small School District Program.

The emergency regulatory amendments were approved by the Office of Administrative Law and became effective on June 15, 2026. As a reminder, the approved regulations specify that OPSC will begin accepting applications for Preliminary Small School District Program Apportionments for Modernization on November 2, 2026, and OPSC will begin accepting applications for Preliminary Small School District Program Apportionments for New Construction on January 15, 2027.

### **NEXT MEETING**

The next meeting is scheduled for Wednesday, August 5, 2026. The time and location of the meeting will be determined and announced at a later date.

# Consent

State of California  
State Allocation Board

## SCHOOL FACILITY PROGRAM

This Resolution of the State Allocation Board (hereafter referred to as the “Board”) is applicable to the appropriate sections of the Education Code and is described and filed in the office of the Executive Officer and will be made available to all interested parties as the Resolution pertains to the documents attached hereto. Said documents were acted upon by the Board at its meeting on June 24, 2026.

WHEREAS, the Board has previously approved or determined to be approvable a number of projects for construction or modernization eligibility of facilities for school districts and is making apportionments and/or unfunded approvals for the grant amounts for projects that meet the Board’s criteria for the apportionment of grants pursuant to Education Code Sections 17072.10, 17078.52, 17078.70, 17079 or 17074.10 or Board Regulations 1859.81.1 or 1859.83;

WHEREAS, Treasury Regulations Section 1.150-2 require the State (on whose behalf the Board is acting) to declare its reasonable intent to provide grant funding to school districts, in accordance with Board policy and law, for costs of the projects with proceeds of State bonds.

NOW THEREFORE, BE IT RESOLVED:

1. This Resolution is adopted by the Board for the purposes of establishing compliance with Treasury Regulations Section 1.150-2 and this Resolution does not bind the Board to make any additional apportionment or bind the State to incur any indebtedness.
2. The Board anticipates that some or all of the school districts listed on the list of “Projects” referred to in this Resolution will pay certain capital expenditures in connection with some or all of the project’s cost prior to the issuance of bonds by the State to pay for the grants for the projects. The reimbursement of such costs is consistent with the State’s budgetary and financial circumstances, and in accordance with Board policy, as no other funds or accounts of the State have been budgeted or are available to pay the costs of the projects on either a short-term or a long-term basis.
3. The Board, acting on behalf of the State, hereby declares that it is the State’s official intent to use proceeds of general obligation bonds and/or General Fund proceeds that may become available for such purpose, consistent with the requirements of law that are in effect at the time the funds are available, to provide grants, in accordance with applicable, laws and regulations.
4. This Resolution shall be continuously available for inspection by the general public during normal business hours at the offices of the Board at 707 3<sup>rd</sup> Street, 3<sup>rd</sup> Floor, West Sacramento, California, commencing within one week after the date of enactment of this Resolution.
5. Any eligibility determination does not constitute a commitment of future funding by the Board.

## SCHOOL FACILITY PROGRAM ELIGIBILITY ESTABLISHMENTS

### PURPOSE OF REPORT

To present the Districts' requests for School Facility Program (SFP) eligibility approval.

### DESCRIPTION

The school districts shown in the following sections have complied with State Allocation Board (Board) regulations regarding modernization eligibility determinations for the projects listed.

### RECOMMENDATIONS

1. Approve the eligibility determinations for the districts/projects shown on the Attachment.
2. Provide that this approval of eligibility determination for the districts/projects listed does not constitute a commitment for future funding by the Board.
3. For purposes of any application for funding, provide that the district must comply with all requirements of law and regulations pertaining to the SFP.

## ELIGIBILITY APPROVALS MODERNIZATION

<u>District</u>	<u>School Name</u>	<u>County</u>	<u>Application Number</u> <u>57/</u>	<u>Justification Document</u> <u>Date</u>	<u>Site Baseline Eligibility</u> <u>K-6</u>	<u>Site Baseline Eligibility</u> <u>7-8</u>	<u>Site Baseline Eligibility</u> <u>9-12</u>	<u>Site Baseline Eligibility</u> <u>Non Severe</u>	<u>Site Baseline Eligibility</u> <u>Severe</u>
Mountain Empire Unified	Hillside Jr-Sr and Sunrise Cont. (at Pine Valley)	San Diego	57/68213-00-000	04/21/2026	0	4	54	7	0
Sweetwater Union High	Eastlake High	San Diego	57/68411-00-000	04/23/2026	0	0	2,748	43	53

# SCHOOL FACILITY PROGRAM ELIGIBILITY ADJUSTMENTS

## PURPOSE OF REPORT

To adjust the baseline eligibility for modernization projects under the Leroy F. Greene School Facilities Act of 1998.

## DESCRIPTION

The districts listed on Attachment A have received eligibility approval for modernization. There has been a change in their baseline in accordance with the California Code of Regulations relating to the Leroy F. Greene School Facilities Act of 1998, Section 1859.61.

## RECOMMENDATIONS

1. Approve an adjustment to the modernization eligibility baseline determination as shown on Attachment A.
2. Provide that this approval of adjusted eligibility determination does not constitute a commitment for future funding by the State Allocation Board.

## **KEY TO ADJUSTMENTS**

### **MODERNIZATION ONLY**

- (a) Reduced by the number of pupils provided grants in a modernization SFP project or CSFP Rehabilitation project at the specific site.
- (b) Reduced by the number of pupils housed, based on the loading standard pursuant to EC Section 17071.25(a)(2), in a modernization LPP project funded under the LPP pursuant to Regulation Section 1859.14 and 1859.15.
- (c) Increased by changes in projected enrollment in subsequent enrollment reporting years.
- (d) (1) Increased for additional facilities not previously modernized with State funds, that become 25 years old, if permanent, or 20 years old, if portable or, (2) as a result of audit findings made pursuant to Regulation Sections 1859.90 and 1859.105.
- (e) Adjusted as a result of errors or omissions by the district or by the OPSC.
- (f) Adjusted as result of amendments to the Subgroup 5.5 Regulations that affect the eligibility.
- (g) For classroom loading standards adopted by the Board for non-severely and severely disabled individuals with exceptional needs.
- (h) As directed by the SAB due to finding a Material Inaccuracy pursuant to Regulation Section 1859.104.1.
- (i) Increased for facilities previously modernized with State funds, which qualify for an additional modernization apportionment pursuant to Regulation Section 1859.78.8.
- (j) Adjusted as a result of the Reconfiguration of an existing high school under the Small High School Program.
- (k) Decreased for facilities that were deemed eligible for modernization pursuant to Regulation Sections 1859.60 and 1859.61(d) and subsequently replaced, or will be replaced under a signed contract for construction or acquisition of facilities, in a project funded by the district without participation from the State.
- (l) Adjusted as a result of replaced eligible portables funded with the Overcrowding Relief Grant, per Ed. Code Section 17079 et seq.
- (m) Adjusted upon Board approval of the local school board resolution acknowledging that the buildings have been removed from K-12 use.
- (n) (1) Adjusted for a Facility Hardship or Seismic Mitigation replacement project pursuant to Regulation Section 1859.61(l)(1) or, (2) Adjusted for a Facility Hardship or Seismic Mitigation replacement project pursuant to Regulation Section 1859.61(l)(2).

State Allocation Board Meeting, June 24, 2026  
**ATTACHMENT A**

District: Cascade Union Elementary  
 School Name: Meadow Lane Elementary  
 County: Shasta  
 Application Number: 57/69914-00-000

	Type of Adj.	K-6	7-8	9-12	Non-Severe	Severe
Current Baseline Eligibility		0	0	0	0	0
Adjustment Per This Item	d1	45	0	0	0	0
<b>Net Baseline Eligibility</b>		45	0	0	0	0

District: Castro Valley Unified  
 School Name: Marshall Elementary  
 County: Alameda  
 Application Number: 57/61150-00-000

	Type of Adj.	K-6	7-8	9-12	Non-Severe	Severe
Current Baseline Eligibility		0	0	0	0	0
Adjustment Per This Item	c	-1	0	0	-20	14
Adjustment Per This Item	c	29	0	0	5	-14
<b>Net Baseline Eligibility</b>		28	0	0	-15	0

District: Konocti Unified  
 School Name: Lower Lake High  
 County: Lake  
 Application Number: 57/64022-00-000

	Type of Adj.	K-6	7-8	9-12	Non-Severe	Severe
Current Baseline Eligibility		0	204	132	21	15
Adjustment Per This Item	n1	0	-5	-26	0	0
Adjustment Per This Item	c	0	6	246	10	1
<b>Net Baseline Eligibility</b>		0	205	352	31	16

State Allocation Board Meeting, June 24, 2026

**ATTACHMENT A**

District: Los Angeles Unified  
 School Name: Angeles Mesa Elementary  
 County: Los Angeles  
 Application Number: 57/64733-00-000

	Type of Adj.	K-6	7-8	9-12	Non-Severe	Severe
Current Baseline Eligibility		500	0	0	0	0
Adjustment Per This Item	e	-50	0	0	0	0
Adjustment Per This Item	d1	124	0	0	0	0
<b>Net Baseline Eligibility</b>		574	0	0	0	0

District: Los Angeles Unified  
 School Name: Chapman Elementary  
 County: Los Angeles  
 Application Number: 57/64733-00-000

	Type of Adj.	K-6	7-8	9-12	Non-Severe	Severe
Current Baseline Eligibility		0	0	0	0	0
Adjustment Per This Item	c	-51	0	0	-7	32
Adjustment Per This Item	d1	46	0	0	0	0
<b>Net Baseline Eligibility</b>		-5	0	0	-7	32

District: Los Angeles Unified  
 School Name: Fifty-Fourth Street Elementary  
 County: Los Angeles  
 Application Number: 57/64733-00-000

	Type of Adj.	K-6	7-8	9-12	Non-Severe	Severe
Current Baseline Eligibility		323	0	0	0	1
Adjustment Per This Item	d1	42	0	0	1	0
<b>Net Baseline Eligibility</b>		365	0	0	1	1

District: Los Angeles Unified  
 School Name: Nestle Avenue Elementary  
 County: Los Angeles  
 Application Number: 57/64733-00-000

	Type of Adj.	K-6	7-8	9-12	Non-Severe	Severe
Current Baseline Eligibility		209	0	0	0	0
Adjustment Per This Item	d1	124	0	0	5	0
<b>Net Baseline Eligibility</b>		333	0	0	5	0

State Allocation Board Meeting, June 24, 2026

**ATTACHMENT A**

District: Los Angeles Unified  
 School Name: Seventy-Fourth Street Elementary  
 County: Los Angeles  
 Application Number: 57/64733-00-000

	Type of Adj.	K-6	7-8	9-12	Non-Severe	Severe
Current Baseline Eligibility		572	0	0	0	0
Adjustment Per This Item	e	-1	0	0	0	0
Adjustment Per This Item	d1	101	0	0	3	1
<b>Net Baseline Eligibility</b>		672	0	0	3	1

District: Los Angeles Unified  
 School Name: Sierra Vista Elementary  
 County: Los Angeles  
 Application Number: 57/64733-00-000

	Type of Adj.	K-6	7-8	9-12	Non-Severe	Severe
Current Baseline Eligibility		286	0	0	0	6
Adjustment Per This Item	e	-20	0	0	0	0
Adjustment Per This Item	d1	20	0	0	0	0
<b>Net Baseline Eligibility</b>		286	0	0	0	6

District: Los Angeles Unified  
 School Name: Franklin Avenue Elementary  
 County: Los Angeles  
 Application Number: 57/64733-12-000

	Type of Adj.	K-6	7-8	9-12	Non-Severe	Severe
Current Baseline Eligibility		64	0	0	4	0
Adjustment Per This Item	i	60	0	0	5	0
<b>Net Baseline Eligibility</b>		124	0	0	9	0

District: Los Angeles Unified  
 School Name: Fifty-Second Street Elementary  
 County: Los Angeles  
 Application Number: 57/64733-14-000

	Type of Adj.	K-6	7-8	9-12	Non-Severe	Severe
Current Baseline Eligibility		514	0	0	9	1
Adjustment Per This Item	i	17	0	0	2	1
<b>Net Baseline Eligibility</b>		531	0	0	11	2

State Allocation Board Meeting, June 24, 2026

**ATTACHMENT A**

District: Los Angeles Unified  
 School Name: Point Fermin Elementary  
 County: Los Angeles  
 Application Number: 57/64733-20-000

	Type of Adj.	K-6	7-8	9-12	Non-Severe	Severe
Current Baseline Eligibility		57	0	0	0	0
Adjustment Per This Item	d1	130	0	0	0	0
Adjustment Per This Item	g	0	0	0	0	0
<b>Net Baseline Eligibility</b>		187	0	0	0	0

District: Los Angeles Unified  
 School Name: Haddon Avenue Elementary  
 County: Los Angeles  
 Application Number: 57/64733-28-000

	Type of Adj.	K-6	7-8	9-12	Non-Severe	Severe
Current Baseline Eligibility		505	0	0	1	1
Adjustment Per This Item	d1	85	0	0	0	0
<b>Net Baseline Eligibility</b>		590	0	0	1	1

District: Los Angeles Unified  
 School Name: Shenandoah Street Elementary  
 County: Los Angeles  
 Application Number: 57/64733-30-000

	Type of Adj.	K-6	7-8	9-12	Non-Severe	Severe
Current Baseline Eligibility		28	0	0	0	0
Adjustment Per This Item	d1	299	0	0	0	0
<b>Net Baseline Eligibility</b>		327	0	0	0	0

District: Los Angeles Unified  
 School Name: Banning (Phineas) Senior High  
 County: Los Angeles  
 Application Number: 57/64733-32-000

	Type of Adj.	K-6	7-8	9-12	Non-Severe	Severe
Current Baseline Eligibility		0	0	154	-114	0
Adjustment Per This Item	e	0	0	0	0	0
Adjustment Per This Item	l	0	0	0	0	0
Adjustment Per This Item	i	0	0	22	5	2
<b>Net Baseline Eligibility</b>		0	0	176	-109	2

State Allocation Board Meeting, June 24, 2026

**ATTACHMENT A**

District: Los Angeles Unified  
 School Name: Dixie Canyon Avenue Elementary  
 County: Los Angeles  
 Application Number: 57/64733-40-000

	Type of Adj.	K-6	7-8	9-12	Non-Severe	Severe
Current Baseline Eligibility		330	0	0	0	0
Adjustment Per This Item	d1	55	0	0	1	1
<b>Net Baseline Eligibility</b>		385	0	0	1	1

District: Los Angeles Unified  
 School Name: South Shores (CSUDH Visual and Performing Arts)  
 County: Los Angeles  
 Application Number: 57/64733-42-000

	Type of Adj.	K-6	7-8	9-12	Non-Severe	Severe
Current Baseline Eligibility		2	0	0	-2	0
Adjustment Per This Item	g	0	0	0	0	0
Adjustment Per This Item	f	-2	0	0	2	0
Adjustment Per This Item	e	-7	0	0	3	0
Adjustment Per This Item	d1	123	0	0	0	0
<b>Net Baseline Eligibility</b>		116	0	0	3	0

District: Los Angeles Unified  
 School Name: Wright (Orville) Middle  
 County: Los Angeles  
 Application Number: 57/64733-61-000

	Type of Adj.	K-6	7-8	9-12	Non-Severe	Severe
Current Baseline Eligibility		0	441	0	0	0
Adjustment Per This Item	e	0	-10	0	-1	0
Adjustment Per This Item	d1	0	29	0	1	0
<b>Net Baseline Eligibility</b>		0	460	0	0	0

District: Novato Unified  
 School Name: Pleasant Valley Elementary  
 County: Marin  
 Application Number: 57/65417-00-000

	Type of Adj.	K-6	7-8	9-12	Non-Severe	Severe
Current Baseline Eligibility		0	0	0	0	0
Adjustment Per This Item	d1	34	0	0	0	0
<b>Net Baseline Eligibility</b>		34	0	0	0	0

State Allocation Board Meeting, June 24, 2026  
**ATTACHMENT A**

District: San Juan Unified  
 School Name: San Juan High  
 County: Sacramento  
 Application Number: 57/67447-00-000

	Type of Adj.	K-6	7-8	9-12	Non-Severe	Severe
Current Baseline Eligibility		0	0	0	0	0
Adjustment Per This Item	i	0	0	189	0	0
<b>Net Baseline Eligibility</b>		0	0	189	0	0

District: Sweetwater Union High  
 School Name: Bonita Vista High  
 County: San Diego  
 Application Number: 57/68411-00-000

	Type of Adj.	K-6	7-8	9-12	Non-Severe	Severe
Current Baseline Eligibility		0	0	779	11	18
Adjustment Per This Item	e	0	0	-219	-3	-5
Adjustment Per This Item	d1	0	0	36	0	0
<b>Net Baseline Eligibility</b>		0	0	596	8	13

District: Sweetwater Union High  
 School Name: Mar Vista Senior High  
 County: San Diego  
 Application Number: 57/68411-00-000

	Type of Adj.	K-6	7-8	9-12	Non-Severe	Severe
Current Baseline Eligibility		0	0	609	1	0
Adjustment Per This Item	d1	0	0	67	2	1
Adjustment Per This Item	f	0	0	39	-8	-31
<b>Net Baseline Eligibility</b>		0	0	715	-5	-30

## SCHOOL FACILITY PROGRAM UNFUNDED APPROVALS

(Lack of AB 55 Loans)

### PURPOSE OF REPORT

To present to the State Allocation Board (Board) a list of School Facility Program (SFP) applications for unfunded approval.

### DESCRIPTION

The projects listed on the Attachment represent SFP New Construction, Modernization, Charter School and/or Overcrowding Relief Grant projects in date order of a complete application being received by the Office of Public School Construction (OPSC).

### AUTHORITY

SFP Regulation Section 1859.2 defines an Unfunded List (Lack of AB 55 Loans) as an information list of unfunded projects that was created due to the State's inability to provide interim financing from the Pooled Money Investment Account (AB 55 loans) to fund school construction projects as declared in the Department of Finance Budget Letter #33 issued on December 18, 2008.

SFP Regulation Section 1859.95 states:

“When the Board has no funds to apportion ..., the Board will also accept and process applications for apportionment for purposes of developing an Unfunded List based on the date the application is Ready for Apportionment, with the exception of New Construction funding applications that utilize eligibility generated by the Alternative Enrollment Projection.

...

An application for funding included on an Unfunded List is eligible for reimbursement subject to adjustments in the New Construction Grants amount pursuant to Section 1859.77.”

**BACKGROUND**

At the March 11, 2009 SAB meeting, the Board requested that Staff continue to process applications to the Board for unfunded approval, up to the bonding authority. The Attachment reflects applications being presented for unfunded approval, including SFP modernization and new construction projects in date order of a complete application being received by the OPSC. The list also includes health and safety facility hardship applications for funding that have been processed and are ready for approval regardless of received date. The unfunded approval of the applications as reflected on the Attachment does not constitute a guarantee of future funding.

**RECOMMENDATIONS**

1. Approve the SFP applications as presented on the Attachment.
2. Provide that these unfunded approvals do not constitute a guarantee of future funding.

ATTACHMENT  
 Unfunded Approvals  
 (Lack of AB 55 Loans)  
 State Allocation Board Meeting, June 24, 2026

County	District	School Site	Application Number	Received Date	Grant Amount
SACRAMENTO	SAN JUAN UNIFIED	SAN JUAN HIGH	57/67447-00-086	4/10/2023	\$ 1,499,911.00
LOS ANGELES	LOS ANGELES UNIFIED	FIFTY-SECOND STREET ELEMENTARY	57/64733-14-006	5/4/2023	\$ 1,758,650.00
ORANGE	ANAHEIM UNION HIGH	MAGNOLIA HIGH	57/66431-00-035	5/8/2023	\$ 3,359,261.00
SHASTA	CASCADE UNION ELEMENTARY	MEADOW LANE ELEMENTARY	57/69914-00-006	5/8/2023	\$ 424,576.00
MARIN	NOVATO UNIFIED	PLEASANT VALLEY ELEMENTARY	57/65417-00-030	5/9/2023	\$ 346,329.00
SAN DIEGO	SWEETWATER UNION HIGH	BONITA VISTA HIGH	57/68411-00-050	5/9/2023	\$ 7,560,437.00
SAN DIEGO	SWEETWATER UNION HIGH	MAR VISTA SENIOR HIGH	57/68411-00-051	5/9/2023	\$ 8,203,836.00
ORANGE	ANAHEIM UNION HIGH	WESTERN HIGH	57/66431-00-034	5/11/2023	\$ 7,435,988.00
SANTA CRUZ	SANTA CRUZ CITY ELEMENTARY	GAULT ELEMENTARY	57/69815-00-011	5/15/2023	\$ 1,852,419.00
LOS ANGELES	LOS ANGELES UNIFIED	NESTLE AVENUE ELEMENTARY	57/64733-00-772	5/16/2023	\$ 677,638.00
LOS ANGELES	LOS ANGELES UNIFIED	POINT FERMIN ELEMENTARY	57/64733-20-025	5/16/2023	\$ 1,625,474.00
SANTA BARBARA	BUELLTON UNION ELEMENTARY	OAK VALLEY ELEMENTARY	50/69138-00-003	5/17/2023	\$ 1,017,399.00
LOS ANGELES	LOS ANGELES UNIFIED	ANGELES MESA ELEMENTARY	57/64733-00-773	5/17/2023	\$ 1,291,125.00
LOS ANGELES	LOS ANGELES UNIFIED	CHATSWORTH CHARTER HIGH (AKA CHATSWORTH SENIOR HIGH)	57/64733-00-774	5/17/2023	\$ 1,853,943.00
LOS ANGELES	LOS ANGELES UNIFIED	SOUTH SHORES/CSUDH VISUAL AND PERFORMING ARTS	57/64733-42-019	5/17/2023	\$ 1,136,877.00
LOS ANGELES	LOS ANGELES UNIFIED	GRANT (ULYSSES S.) SENIOR HIGH	57/64733-00-775	5/18/2023	\$ 28,748,218.00
SAN DIEGO	SWEETWATER UNION HIGH	EASTLAKE HIGH	57/68411-00-052	5/22/2023	\$ 5,231,690.00
LOS ANGELES	LOS ANGELES UNIFIED	SHENANDOAH STREET ELEMENTARY	57/64733-30-004	5/23/2023	\$ 2,171,107.00
SAN BERNARDINO	SNOWLINE JOINT UNIFIED	WRIGHTWOOD ELEMENTARY	57/73957-00-007	5/25/2023	\$ 2,971,432.00
LOS ANGELES	LOS ANGELES UNIFIED	CHAPMAN ELEMENTARY	57/64733-00-776	5/31/2023	\$ 980,528.00
LOS ANGELES	LOS ANGELES UNIFIED	BANNING (PHINEAS) SENIOR HIGH	57/64733-32-027	5/31/2023	\$ 2,011,753.00
LOS ANGELES	LOS ANGELES UNIFIED	SIERRA VISTA ELEMENTARY	57/64733-00-777	6/1/2023	\$ 2,241,700.00
LOS ANGELES	LOS ANGELES UNIFIED	DIXIE CANYON AVENUE ELEMENTARY	57/64733-40-006	6/1/2023	\$ 4,126,717.00
LOS ANGELES	LOS ANGELES UNIFIED	WRIGHT (ORVILLE) MIDDLE	57/64733-61-011	6/1/2023	\$ 3,014,991.00

Program	Amount (in Dollars)
New Construction	\$ 1,017,399.00
Modernization	\$ 90,524,600.00
<b>Total</b>	<b>\$ 91,541,999.00</b>

**APPLICANT DATA**

<b>Applicant:</b>	San Juan Unified	<b>PTN:</b>	67447 - 601, 62
<b>Application No:</b>	57/67447-00-086	<b>County:</b>	Sacramento
<b>School Name:</b>	San Juan High		

**HISTORY OF PROJECT FUNDING**

	<b>Fund Code</b>	<b>Proposition</b>	<b>Previously Authorized</b>	<b>Authorized This Action</b>	<b>Unfunded Approval This Action</b>
<b>State Share</b>					
<b>Mod/Add. Grant</b>	<b>902-570</b>	<b>2</b>	\$	\$ 1,499,911.00	\$ 1,499,911.00
<b>Applicant Share</b>					
<b>District Contribution</b>				999,940.67	
<b>Total</b>			\$ <u>0.00</u>	\$ <u>2,499,851.67</u>	\$ <u>1,499,911.00</u>
<b>Funding Source:</b>	<b>Proposition 2 Bonds/2024-Nov.</b>				

**APPLICATION DATA**

<b>Type of Project:</b>	High School
<b>Pupils Assigned Under 50 Yrs:</b>	
	<b>9-12      162</b>
<b>Recommended Acres:</b>	25.7
<b>Existing Acres:</b>	34.14
<b>Local Funding Adjustment Points</b>	N/A

**PROGRAM GRANT DATA**

<b>Accessibility Fire Grant</b>	\$ 42,054.00
<b>Base Grant - Under 50Yr</b>	\$ 1,401,786.00
<b>Small Size Project</b>	\$ 56,071.00
<b>Subtotal/State Share (60%)</b>	1,499,911.00
<b>Subtotal/Applicant Share (40%)</b>	999,940.67
<b>Subtotal - Total Project Cost</b>	\$ <u>2,499,851.67</u>
<b>Local Funding Adjustment</b>	\$ <u>0.00</u>
<b>Total State Share (60%)</b>	1,499,911.00
<b>Total Applicant Share (40%)</b>	999,940.67
<b>Total Project Cost</b>	\$ <u>2,499,851.67</u>

**STIPULATED TERMS & NEXT STEPS**

The Applicant shall ensure that it is in compliance with all applicable laws, regulations and certifications it made on the program forms.

The Applicant is required to submit a signed Grant Agreement for the project prior to or concurrent with a valid Fund Release Authorization (Form SAB 50-05). Failure to submit an executed Grant Agreement and valid Form SAB 50-05 prior to the deadline shall result in the Apportionment being rescinded without further board action.

The Applicant is responsible for ensuring that the project is compliant with Prevailing Wage Monitoring and/or Labor Compliance Program requirements at the time construction contracts are executed and/or construction commenced.

This application is placed on the Unfunded List (Lack of AB 55 Loans) pursuant to the Board's action on March 11, 2009. This approval does not constitute a guarantee or commitment of future state funding.

**APPLICANT DATA**

<b>Applicant:</b>	Los Angeles Unified	<b>PTN:</b>	64733 - 5720
<b>Application No:</b>	57/64733-14-006	<b>County:</b>	Los Angeles
<b>School Name:</b>	Fifty-Second Street Elementary		

**HISTORY OF PROJECT FUNDING**

	<b>Fund Code</b>	<b>Proposition</b>	<b>Previously Authorized</b>	<b>Authorized This Action</b>	<b>Unfunded Approval This Action</b>
<b>State Share</b>					
<b>Mod/Add. Grant</b>	<b>902-570</b>	<b>2</b>	\$	\$ 1,758,650.00	\$ 1,758,650.00
<b>Applicant Share</b>					
<b>District Contribution</b>				1,172,433.33	
<b>Total</b>			\$ <u>0.00</u>	\$ <u>2,931,083.33</u>	\$ <u>1,758,650.00</u>
<b>Funding Source:</b>	<b>Proposition 2 Bonds/2024-Nov.</b>				

**APPLICATION DATA**

<b>Type of Project:</b>	Elementary School	
<b>Pupils Assigned Under 50 Yrs:</b>	<b>K-6:</b>	1
	<b>Non-Severe:</b>	0
<b>Pupils Assigned Over 50 Yrs:</b>	<b>K-6:</b>	151
	<b>Non-Severe:</b>	3
<b>Recommended Acres:</b>	10.4	
<b>Existing Acres:</b>	5.28	
<b>Local Funding Adjustment Points</b>	N/A	

**PROGRAM GRANT DATA**

<b>Accessibility Fire Grant</b>	\$	41,178.00
<b>Base Grant - Over 50Yr</b>	\$	1,366,337.00
<b>Base Grant - Under 50Yr</b>	\$	6,249.00
<b>Fire Detection</b>	\$	31,981.00
<b>Small Size Project</b>	\$	54,903.00
<b>Urban / Security / Impacted Site</b>	\$	258,002.00
<b>Subtotal/State Share (60%)</b>		<u>1,758,650.00</u>
<b>Subtotal/Applicant Share (40%)</b>		<u>1,172,433.33</u>
<b>Subtotal - Total Project Cost</b>	\$	<u><u>2,931,083.33</u></u>
<b>Local Funding Adjustment</b>	\$	<b>0.00</b>
<b>Total State Share (60%)</b>		<u>1,758,650.00</u>
<b>Total Applicant Share (40%)</b>		<u>1,172,433.33</u>
<b>Total Project Cost</b>	\$	<u><u>2,931,083.33</u></u>

**STIPULATED TERMS & NEXT STEPS**

This application is placed on the Unfunded List (Lack of AB 55 Loans) pursuant to the Board's action on March 11, 2009. This approval does not constitute a guarantee or commitment of future state funding.

The Applicant shall ensure that it is in compliance with all applicable laws, regulations and certifications it made on the program forms.

The Applicant is required to submit a signed Grant Agreement for the project prior to or concurrent with a valid Fund Release Authorization (Form SAB 50-05). Failure to submit an executed Grant Agreement and valid Form SAB 50-05 prior to the deadline shall result in the Apportionment being rescinded without further board action.

The Applicant is responsible for ensuring that the project is compliant with Prevailing Wage Monitoring and/or Labor Compliance Program requirements at the time construction contracts are executed and/or construction commenced.

**APPLICANT DATA**

<b>Applicant:</b>	Anaheim Union High	<b>PTN:</b>	66431 - 107
<b>Application No:</b>	57/66431-00-035	<b>County:</b>	Orange
<b>School Name:</b>	Magnolia High		

**HISTORY OF PROJECT FUNDING**

	<b>Fund Code</b>	<b>Proposition</b>	<b>Previously Authorized</b>	<b>Authorized This Action</b>	<b>Unfunded Approval This Action</b>
<b>State Share</b>					
<b>Mod/Add. Grant</b>	<b>902-570</b>	<b>2</b>	\$	\$ 3,359,261.00	\$ 3,359,261.00
<b>Applicant Share</b>					
<b>District Contribution</b>				2,239,507.33	
<b>Total</b>			\$ <u>0.00</u>	\$ <u>5,598,768.33</u>	\$ <u>3,359,261.00</u>
<b>Funding Source:</b>	<b>Proposition 2 Bonds/2024-Nov.</b>				

**APPLICATION DATA**

<b>Type of Project:</b>	High School
<b>Pupils Assigned Under 50 Yrs:</b>	
	9-12      0
<b>Pupils Assigned Over 50 Yrs:</b>	
	9-12      253
<b>Recommended Acres:</b>	45.3
<b>Existing Acres:</b>	44.01
<b>Local Funding Adjustment Points</b>	N/A

**PROGRAM GRANT DATA**

<b>2 Stop Elevator</b>	\$	166,954.00
<b>Accessibility Fire Grant</b>	\$	91,224.00
<b>Base Grant - Over 50Yr</b>	\$	3,040,807.00
<b>Fire Detection</b>	\$	51,359.00
<b>Utilities</b>	\$	8,917.00
<b>Subtotal/State Share (60%)</b>		<u>3,359,261.00</u>
<b>Subtotal/Applicant Share (40%)</b>		<u>2,239,507.33</u>
<b>Subtotal - Total Project Cost</b>	\$	<u><b>5,598,768.33</b></u>
<b>Local Funding Adjustment</b>	\$	<u><b>0.00</b></u>
<b>Total State Share (60%)</b>		3,359,261.00
<b>Total Applicant Share (40%)</b>		<u>2,239,507.33</u>
<b>Total Project Cost</b>	\$	<u><b>5,598,768.33</b></u>

**STIPULATED TERMS & NEXT STEPS**

The Applicant shall ensure that it is in compliance with all applicable laws, regulations and certifications it made on the program forms.

The Applicant is required to submit a signed Grant Agreement for the project prior to or concurrent with a valid Fund Release Authorization (Form SAB 50-05). Failure to submit an executed Grant Agreement and valid Form SAB 50-05 prior to the deadline shall result in the Apportionment being rescinded without further board action.

The Applicant is responsible for ensuring that the project is compliant with Prevailing Wage Monitoring and/or Labor Compliance Program requirements at the time construction contracts are executed and/or construction commenced.

This application is placed on the Unfunded List (Lack of AB 55 Loans) pursuant to the Board's action on March 11, 2009. This approval does not constitute a guarantee or commitment of future state funding.

**APPLICANT DATA**

<b>Applicant:</b>	Cascade Union Elementary	<b>PTN:</b>	69914 - 25
<b>Application No:</b>	57/69914-00-006	<b>County:</b>	Shasta
<b>School Name:</b>	Meadow Lane Elementary		

**HISTORY OF PROJECT FUNDING**

	Fund Code	Proposition	Previously Authorized	Authorized This Action	Unfunded Approval This Action
<b>State Share</b>					
<b>Mod/Add. Grant</b>	902-570	2	\$	\$ 424,576.00	\$ 424,576.00
<b>Applicant Share</b>					
<b>District Contribution</b>				283,050.67	
<b>Total</b>			\$ <u>0.00</u>	\$ <u>707,626.67</u>	\$ <u>424,576.00</u>
<b>Funding Source:</b>	Proposition 2 Bonds/2024-Nov.				

**APPLICATION DATA**

<b>Type of Project:</b>	Elementary School	
<b>Pupils Assigned Under 50 Yrs:</b>	<b>K-6:</b>	14
<b>Pupils Assigned Over 50 Yrs:</b>	<b>K-6:</b>	31
<b>Recommended Acres:</b>		7.9
<b>Existing Acres:</b>		10.82
<b>Local Funding Adjustment Points</b>		N/A

**PROGRAM GRANT DATA**

<b>Accessibility Fire Grant</b>	\$	10,698.00
<b>Base Grant - Over 50Yr</b>	\$	269,111.00
<b>Base Grant - Under 50Yr</b>	\$	87,486.00
<b>Fire Detection</b>	\$	9,135.00
<b>Project Assistance</b>	\$	5,354.00
<b>Small Size Project</b>	\$	42,792.00
<b>Subtotal/State Share (60%)</b>		424,576.00
<b>Subtotal/Applicant Share (40%)</b>		283,050.67
<b>Subtotal - Total Project Cost</b>	\$	<u>707,626.67</u>
<b>Local Funding Adjustment</b>	\$	<u>0.00</u>
<b>Total State Share (60%)</b>		424,576.00
<b>Total Applicant Share (40%)</b>		283,050.67
<b>Total Project Cost</b>	\$	<u>707,626.67</u>

**STIPULATED TERMS & NEXT STEPS**

The Applicant shall ensure that it is in compliance with all applicable laws, regulations and certifications it made on the program forms.

The Applicant is required to submit a signed Grant Agreement for the project prior to or concurrent with a valid Fund Release Authorization (Form SAB 50-05). Failure to submit an executed Grant Agreement and valid Form SAB 50-05 prior to the deadline shall result in the Apportionment being rescinded without further board action.

The Applicant is responsible for ensuring that the project is compliant with Prevailing Wage Monitoring and/or Labor Compliance Program requirements at the time construction contracts are executed and/or construction commenced.

This application is placed on the Unfunded List (Lack of AB 55 Loans) pursuant to the Board's action on March 11, 2009. This approval does not constitute a guarantee or commitment of future state funding.

**APPLICANT DATA**

<b>Applicant:</b>	Novato Unified	<b>PTN:</b>	65417 - 150
<b>Application No:</b>	57/65417-00-030	<b>County:</b>	Marin
<b>School Name:</b>	Pleasant Valley Elementary		

**HISTORY OF PROJECT FUNDING**

	<b>Fund Code</b>	<b>Proposition</b>	<b>Previously Authorized</b>	<b>Authorized This Action</b>	<b>Unfunded Approval This Action</b>
<b>State Share</b>					
<b>Mod/Add. Grant</b>	<b>902-570</b>	<b>2</b>	\$	\$ 346,329.00	\$ 346,329.00
<b>Applicant Share</b>					
<b>District Contribution</b>				230,886.00	
<b>Total</b>			\$ <u>0.00</u>	\$ <u>577,215.00</u>	\$ <u>346,329.00</u>
<b>Funding Source:</b>	<b>Proposition 2 Bonds/2024-Nov.</b>				

**APPLICATION DATA**

<b>Type of Project:</b>	Elementary School	
<b>Pupils Assigned Under 50 Yrs:</b>	<b>K-6:</b>	0
<b>Pupils Assigned Over 50 Yrs:</b>	<b>K-6:</b>	34
<b>Recommended Acres:</b>	7.5	
<b>Existing Acres:</b>	12.0	
<b>Local Funding Adjustment Points</b>	N/A	

**PROGRAM GRANT DATA**

<b>Accessibility Fire Grant</b>	\$	8,855.00
<b>Base Grant - Over 50Yr</b>	\$	295,154.00
<b>Fire Detection</b>	\$	6,902.00
<b>Small Size Project</b>	\$	35,418.00
<b>Subtotal/State Share (60%)</b>		346,329.00
<b>Subtotal/Applicant Share (40%)</b>		230,886.00
<b>Subtotal - Total Project Cost</b>	\$	<u>577,215.00</u>
<b>Local Funding Adjustment</b>	\$	<u>0.00</u>
<b>Total State Share (60%)</b>		346,329.00
<b>Total Applicant Share (40%)</b>		230,886.00
<b>Total Project Cost</b>	\$	<u>577,215.00</u>

**STIPULATED TERMS & NEXT STEPS**

This application is placed on the Unfunded List (Lack of AB 55 Loans) pursuant to the Board's action on March 11, 2009. This approval does not constitute a guarantee or commitment of future state funding.

The Applicant is required to submit a signed Grant Agreement for the project prior to or concurrent with a valid Fund Release Authorization (Form SAB 50-05). Failure to submit an executed Grant Agreement and valid Form SAB 50-05 prior to the deadline shall result in the Apportionment being rescinded without further board action.

The Applicant shall ensure that it is in compliance with all applicable laws, regulations and certifications it made on the program forms.

The Applicant is responsible for ensuring that the project is compliant with Prevailing Wage Monitoring and/or Labor Compliance Program requirements at the time construction contracts are executed and/or construction commenced.

**APPLICANT DATA**

<b>Applicant:</b>	Sweetwater Union High	<b>PTN:</b>	68411 - 340
<b>Application No:</b>	57/68411-00-050	<b>County:</b>	San Diego
<b>School Name:</b>	Bonita Vista High		

**HISTORY OF PROJECT FUNDING**

	Fund Code	Proposition	Previously Authorized	Authorized This Action	Unfunded Approval This Action
<b>State Share</b>					
<b>Mod/Add. Grant</b>	902-570	2	\$	\$ 7,560,437.00	\$ 7,560,437.00
<b>Applicant Share</b>					
<b>District Contribution</b>				5,040,291.33	
<b>Total</b>			\$ <u>0.00</u>	\$ <u>12,600,728.33</u>	\$ <u>7,560,437.00</u>
<b>Funding Source:</b>	Proposition 2 Bonds/2024-Nov.				

**APPLICATION DATA**

**Type of Project:** High School

**Pupils Assigned Under 50 Yrs:**

9-12	130
<b>Non-Severe:</b>	1
<b>Severe:</b>	2

**Pupils Assigned Over 50 Yrs:**

9-12	466
<b>Non-Severe:</b>	7
<b>Severe:</b>	11

**Recommended Acres:** 54.7

**Existing Acres:** 46.8

**Local Funding Adjustment Points** N/A

**PROGRAM GRANT DATA**

<b>Accessibility Fire Grant</b>	\$	216,384.00
<b>Base Grant - Over 50Yr</b>	\$	6,034,749.00
<b>Base Grant - Under 50Yr</b>	\$	1,178,049.00
<b>Fire Detection</b>	\$	131,255.00
<b>Subtotal/State Share (60%)</b>		7,560,437.00
<b>Subtotal/Applicant Share (40%)</b>		5,040,291.33
<b>Subtotal - Total Project Cost</b>	\$	<u>12,600,728.33</u>
<b>Local Funding Adjustment</b>	\$	<u>0.00</u>
<b>Total State Share (60%)</b>		7,560,437.00
<b>Total Applicant Share (40%)</b>		5,040,291.33
<b>Total Project Cost</b>	\$	<u>12,600,728.33</u>

**STIPULATED TERMS & NEXT STEPS**

This application is placed on the Unfunded List (Lack of AB 55 Loans) pursuant to the Board's action on March 11, 2009. This approval does not constitute a guarantee or commitment of future state funding.

The Applicant shall ensure that it is in compliance with all applicable laws, regulations and certifications it made on the program forms.

The Applicant is required to submit a signed Grant Agreement for the project prior to or concurrent with a valid Fund Release Authorization (Form SAB 50-05). Failure to submit an executed Grant Agreement and valid Form SAB 50-05 prior to the deadline shall result in the Apportionment being rescinded without further board action.

The Applicant is responsible for ensuring that the project is compliant with Prevailing Wage Monitoring and/or Labor Compliance Program requirements at the time construction contracts are executed and/or construction commenced.

**APPLICANT DATA**

<b>Applicant:</b>	Sweetwater Union High	<b>PTN:</b>	68411 - 345
<b>Application No:</b>	57/68411-00-051	<b>County:</b>	San Diego
<b>School Name:</b>	Mar Vista Senior High		

**HISTORY OF PROJECT FUNDING**

	<b>Fund Code</b>	<b>Proposition</b>	<b>Previously Authorized</b>	<b>Authorized This Action</b>	<b>Unfunded Approval This Action</b>
<b>State Share</b>					
<b>Mod/Add. Grant</b>	<b>902-570</b>	<b>2</b>	\$	\$ 8,203,836.00	\$ 8,203,836.00
<b>Applicant Share</b>					
<b>District Contribution</b>				5,469,224.00	
<b>Total</b>			\$ <u>0.00</u>	\$ <u>13,673,060.00</u>	\$ <u>8,203,836.00</u>
<b>Funding Source:</b>	<b>Proposition 2 Bonds/2024-Nov.</b>				

**APPLICATION DATA**

<b>Type of Project:</b>	High School
<b>Pupils Assigned Under 50 Yrs:</b>	
	<b>9-12      0</b>
<b>Pupils Assigned Over 50 Yrs:</b>	
	<b>9-12      652</b>
<b>Recommended Acres:</b>	41.2
<b>Existing Acres:</b>	34.0
<b>Local Funding Adjustment Points</b>	N/A

**PROGRAM GRANT DATA**

<b>Accessibility Fire Grant</b>	\$	235,092.00
<b>Base Grant - Over 50Yr</b>	\$	7,836,388.00
<b>Fire Detection</b>	\$	132,356.00
<b>Subtotal/State Share (60%)</b>		8,203,836.00
<b>Subtotal/Applicant Share (40%)</b>		5,469,224.00
<b>Subtotal - Total Project Cost</b>	\$	<u>13,673,060.00</u>
<b>Local Funding Adjustment</b>	\$	<u>0.00</u>
<b>Total State Share (60%)</b>		8,203,836.00
<b>Total Applicant Share (40%)</b>		5,469,224.00
<b>Total Project Cost</b>	\$	<u>13,673,060.00</u>

**STIPULATED TERMS & NEXT STEPS**

This application is placed on the Unfunded List (Lack of AB 55 Loans) pursuant to the Board's action on March 11, 2009. This approval does not constitute a guarantee or commitment of future state funding.

The Applicant shall ensure that it is in compliance with all applicable laws, regulations and certifications it made on the program forms.

The Applicant is required to submit a signed Grant Agreement for the project prior to or concurrent with a valid Fund Release Authorization (Form SAB 50-05). Failure to submit an executed Grant Agreement and valid Form SAB 50-05 prior to the deadline shall result in the Apportionment being rescinded without further board action.

The Applicant is responsible for ensuring that the project is compliant with Prevailing Wage Monitoring and/or Labor Compliance Program requirements at the time construction contracts are executed and/or construction commenced.

**APPLICANT DATA**

<b>Applicant:</b>	Anaheim Union High	<b>PTN:</b>	66431 - 164
<b>Application No:</b>	57/66431-00-034	<b>County:</b>	Orange
<b>School Name:</b>	Western High		

**HISTORY OF PROJECT FUNDING**

	Fund Code	Proposition	Previously Authorized	Authorized This Action	Unfunded Approval This Action
<b>State Share</b>					
<b>Mod/Add. Grant</b>	902-570	2	\$	\$ 7,435,988.00	\$ 7,435,988.00
<b>Applicant Share</b>					
<b>District Contribution</b>				4,957,325.33	
<b>Total</b>			\$ <u>0.00</u>	\$ <u>12,393,313.33</u>	\$ <u>7,435,988.00</u>
<b>Funding Source:</b>	Proposition 2 Bonds/2024-Nov.				

**APPLICATION DATA**

<b>Type of Project:</b>	High School	
<b>Pupils Assigned Under 50 Yrs:</b>		
	9-12	0
<b>Non-Severe:</b>		29
<b>Severe:</b>		11
<b>Pupils Assigned Over 50 Yrs:</b>		
	9-12	500
<b>Non-Severe:</b>		5
<b>Severe:</b>		14
<b>Recommended Acres:</b>	45.3	
<b>Existing Acres:</b>	39.0	
<b>Local Funding Adjustment Points</b>	N/A	

**PROGRAM GRANT DATA**

<b>Accessibility Fire Grant</b>	\$	212,847.00
<b>Base Grant - Over 50Yr</b>	\$	6,489,404.00
<b>Base Grant - Under 50Yr</b>	\$	605,512.00
<b>Fire Detection</b>	\$	128,225.00
<b>Subtotal/State Share (60%)</b>		<u>7,435,988.00</u>
<b>Subtotal/Applicant Share (40%)</b>		<u>4,957,325.33</u>
<b>Subtotal - Total Project Cost</b>	\$	<u>12,393,313.33</u>
<b>Local Funding Adjustment</b>	\$	<u>0.00</u>
<b>Total State Share (60%)</b>		<u>7,435,988.00</u>
<b>Total Applicant Share (40%)</b>		<u>4,957,325.33</u>
<b>Total Project Cost</b>	\$	<u>12,393,313.33</u>

**STIPULATED TERMS & NEXT STEPS**

This application is placed on the Unfunded List (Lack of AB 55 Loans) pursuant to the Board's action on March 11, 2009. This approval does not constitute a guarantee or commitment of future state funding.

The Applicant is required to submit a signed Grant Agreement for the project prior to or concurrent with a valid Fund Release Authorization (Form SAB 50-05). Failure to submit an executed Grant Agreement and valid Form SAB 50-05 prior to the deadline shall result in the Apportionment being rescinded without further board action.

The Applicant shall ensure that it is in compliance with all applicable laws, regulations and certifications it made on the program forms.

The Applicant is responsible for ensuring that the project is compliant with Prevailing Wage Monitoring and/or Labor Compliance Program requirements at the time construction contracts are executed and/or construction commenced.

**APPLICANT DATA**

<b>Applicant:</b>	Santa Cruz City Elementary	<b>PTN:</b>	69815 - 54
<b>Application No:</b>	57/69815-00-011	<b>County:</b>	Santa Cruz
<b>School Name:</b>	Gault Elementary		

**HISTORY OF PROJECT FUNDING**

	<b>Fund Code</b>	<b>Proposition</b>	<b>Previously Authorized</b>	<b>Authorized This Action</b>	<b>Unfunded Approval This Action</b>
<b>State Share</b>					
<b>Mod/Add. Grant</b>	<b>902-570</b>	<b>2</b>	\$	\$ 1,852,419.00	\$ 1,852,419.00
<b>Applicant Share</b>					
<b>District Contribution</b>				1,234,946.00	
<b>Total</b>			\$ <u>0.00</u>	\$ <u>3,087,365.00</u>	\$ <u>1,852,419.00</u>
<b>Funding Source:</b>	<b>Proposition 2 Bonds/2024-Nov.</b>				

**APPLICATION DATA**

<b>Type of Project:</b>	Elementary School
<b>Pupils Assigned Under 50 Yrs:</b>	<b>K-6:</b> 219
<b>Recommended Acres:</b>	5.7
<b>Existing Acres:</b>	3.16
<b>Local Funding Adjustment Points</b>	N/A

**PROGRAM GRANT DATA**

<b>2 Stop Elevator</b>	\$	166,954.00
<b>Accessibility Fire Grant</b>	\$	41,056.00
<b>Base Grant - Under 50Yr</b>	\$	1,368,531.00
<b>Fire Detection</b>	\$	44,457.00
<b>Project Assistance</b>	\$	5,354.00
<b>Urban / Security / Impacted Site</b>	\$	226,067.00
<b>Subtotal/State Share (60%)</b>		<u>1,852,419.00</u>
<b>Subtotal/Applicant Share (40%)</b>		<u>1,234,946.00</u>
<b>Subtotal - Total Project Cost</b>	\$	<u><b>3,087,365.00</b></u>
<b>Local Funding Adjustment</b>	\$	<u><b>0.00</b></u>
<b>Total State Share (60%)</b>		1,852,419.00
<b>Total Applicant Share (40%)</b>		1,234,946.00
<b>Total Project Cost</b>	\$	<u><b>3,087,365.00</b></u>

**STIPULATED TERMS & NEXT STEPS**

This application is placed on the Unfunded List (Lack of AB 55 Loans) pursuant to the Board's action on March 11, 2009. This approval does not constitute a guarantee or commitment of future state funding.

The Applicant is required to submit a signed Grant Agreement for the project prior to or concurrent with a valid Fund Release Authorization (Form SAB 50-05). Failure to submit an executed Grant Agreement and valid Form SAB 50-05 prior to the deadline shall result in the Apportionment being rescinded without further board action.

The Applicant shall ensure that it is in compliance with all applicable laws, regulations and certifications it made on the program forms.

The Applicant is responsible for ensuring that the project is compliant with Prevailing Wage Monitoring and/or Labor Compliance Program requirements at the time construction contracts are executed and/or construction commenced.

**APPLICANT DATA**

<b>Applicant:</b>	Los Angeles Unified	<b>PTN:</b>	64733 - 3199, 5463
<b>Application No:</b>	57/64733-00-772	<b>County:</b>	Los Angeles
<b>School Name:</b>	Nestle Avenue Elementary		

**HISTORY OF PROJECT FUNDING**

	<b>Fund Code</b>	<b>Proposition</b>	<b>Previously Authorized</b>	<b>Authorized This Action</b>	<b>Unfunded Approval This Action</b>
<b>State Share</b>					
<b>Mod/Add. Grant</b>	<b>902-570</b>	<b>2</b>	\$	\$ 677,638.00	\$ 677,638.00
<b>Applicant Share</b>					
<b>District Contribution</b>				451,758.67	
<b>Total</b>			\$ <u>0.00</u>	\$ <u>1,129,396.67</u>	\$ <u>677,638.00</u>
<b>Funding Source:</b>	<b>Proposition 2 Bonds/2024-Nov.</b>				

**APPLICATION DATA**

<b>Type of Project:</b>	Elementary School	
<b>Pupils Assigned Under 50 Yrs:</b>	<b>K-6:</b>	90
<b>Pupils Assigned Over 50 Yrs:</b>	<b>K-6:</b>	11
<b>Recommended Acres:</b>		6.9
<b>Existing Acres:</b>		7.19
<b>Local Funding Adjustment Points</b>		N/A

**PROGRAM GRANT DATA**

<b>Accessibility Fire Grant</b>	\$	19,737.00
<b>Base Grant - Over 50Yr</b>	\$	95,491.00
<b>Base Grant - Under 50Yr</b>	\$	562,410.00
<b>Subtotal/State Share (60%)</b>		677,638.00
<b>Subtotal/Applicant Share (40%)</b>		451,758.67
<b>Subtotal - Total Project Cost</b>	\$	<u>1,129,396.67</u>
<b>Local Funding Adjustment</b>	\$	<u>0.00</u>
<b>Total State Share (60%)</b>		677,638.00
<b>Total Applicant Share (40%)</b>		451,758.67
<b>Total Project Cost</b>	\$	<u>1,129,396.67</u>

**STIPULATED TERMS & NEXT STEPS**

This application is placed on the Unfunded List (Lack of AB 55 Loans) pursuant to the Board's action on March 11, 2009. This approval does not constitute a guarantee or commitment of future state funding.

The Applicant shall ensure that it is in compliance with all applicable laws, regulations and certifications it made on the program forms.

The Applicant is required to submit a signed Grant Agreement for the project prior to or concurrent with a valid Fund Release Authorization (Form SAB 50-05). Failure to submit an executed Grant Agreement and valid Form SAB 50-05 prior to the deadline shall result in the Apportionment being rescinded without further board action.

The Applicant is responsible for ensuring that the project is compliant with Prevailing Wage Monitoring and/or Labor Compliance Program requirements at the time construction contracts are executed and/or construction commenced.

**APPLICANT DATA**

<b>Applicant:</b>	Los Angeles Unified	<b>PTN:</b>	64733 - 5554, 5630
<b>Application No:</b>	57/64733-20-025	<b>County:</b>	Los Angeles
<b>School Name:</b>	Point Fermin Elementary		

**HISTORY OF PROJECT FUNDING**

	<b>Fund Code</b>	<b>Proposition</b>	<b>Previously Authorized</b>	<b>Authorized This Action</b>	<b>Unfunded Approval This Action</b>
<b>State Share</b>					
<b>Mod/Add. Grant</b>	<b>902-570</b>	<b>2</b>	\$	\$ 1,625,474.00	\$ 1,625,474.00
<b>Applicant Share</b>					
<b>District Contribution</b>				1,083,649.33	
<b>Total</b>			\$ <u>0.00</u>	\$ <u>2,709,123.33</u>	\$ <u>1,625,474.00</u>
<b>Funding Source:</b>	<b>Proposition 2 Bonds/2024-Nov.</b>				

**APPLICATION DATA**

<b>Type of Project:</b>	Elementary School	
<b>Pupils Assigned Under 50 Yrs:</b>	<b>K-6:</b>	151
<b>Pupils Assigned Over 50 Yrs:</b>	<b>K-6:</b>	36
<b>Recommended Acres:</b>		5.7
<b>Existing Acres:</b>		2.3
<b>Local Funding Adjustment Points</b>		N/A

**PROGRAM GRANT DATA**

<b>Accessibility Fire Grant</b>	\$	37,683.00
<b>Base Grant - Over 50Yr</b>	\$	312,516.00
<b>Base Grant - Under 50Yr</b>	\$	943,599.00
<b>Small Size Project</b>	\$	50,245.00
<b>Urban / Security / Impacted Site</b>	\$	281,431.00
<b>Subtotal/State Share (60%)</b>		1,625,474.00
<b>Subtotal/Applicant Share (40%)</b>		1,083,649.33
<b>Subtotal - Total Project Cost</b>	\$	<u>2,709,123.33</u>
<b>Local Funding Adjustment</b>	\$	<u>0.00</u>
<b>Total State Share (60%)</b>		1,625,474.00
<b>Total Applicant Share (40%)</b>		1,083,649.33
<b>Total Project Cost</b>	\$	<u>2,709,123.33</u>

**STIPULATED TERMS & NEXT STEPS**

This application is placed on the Unfunded List (Lack of AB 55 Loans) pursuant to the Board's action on March 11, 2009. This approval does not constitute a guarantee or commitment of future state funding.

The Applicant shall ensure that it is in compliance with all applicable laws, regulations and certifications it made on the program forms.

The Applicant is required to submit a signed Grant Agreement for the project prior to or concurrent with a valid Fund Release Authorization (Form SAB 50-05). Failure to submit an executed Grant Agreement and valid Form SAB 50-05 prior to the deadline shall result in the Apportionment being rescinded without further board action.

The Applicant is responsible for ensuring that the project is compliant with Prevailing Wage Monitoring and/or Labor Compliance Program requirements at the time construction contracts are executed and/or construction commenced.

**APPLICANT DATA**

<b>Applicant:</b>	Buellton Union Elementary	<b>PTN:</b>	69138 - 9
<b>Application No:</b>	50/69138-00-003	<b>County:</b>	Santa Barbara
<b>School Name:</b>	Oak Valley Elementary	<b>Filing Basis:</b>	District-wide

**HISTORY OF PROJECT FUNDING**

	Fund Code	Proposition	Previously Authorized	Authorized This Action	Unfunded Approval This Action
<u>State Share</u>					
<b>NC/Add. Grant</b>	<b>902-500</b>	<b>2</b>	\$	\$ 1,017,399.00	\$ 1,017,399.00
<u>Applicant Share</u>					
<b>District Contribution</b>				1,017,399.00	
<b>Total</b>			\$ <u>0.00</u>	\$ <u>2,034,798.00</u>	\$ <u>1,017,399.00</u>
<b>Funding Source:</b>	<b>Proposition 2 Bonds/2024-Nov.</b>				

**APPLICATION DATA**

<b>Type of Project:</b>	Elementary School
<b>Pupils Assigned:</b>	<b>K-6: 50</b>
<b>Number of Classrooms:</b>	2
<b>Addition to Existing Site:</b>	No
<b>Master Plan Acres:</b>	11.8
<b>Recommended Acres:</b>	7.8
<b>Existing Acres:</b>	10.6
<b>Local Funding Adjustment Points</b>	N/A

**PROGRAM GRANT DATA**

<b>Automatic Sprinkler System</b>	\$	13,700.00
<b>Base Grant</b>	\$	820,550.00
<b>Fire Detection</b>	\$	1,000.00
<b>Project Assistance</b>	\$	10,037.00
<b>Service Site Development</b>	\$	65,292.00
<b>Small Size Project</b>	\$	98,466.00
<b>Utilities</b>	\$	8,354.00
<b>Subtotal/State Share (50%)</b>		1,017,399.00
<b>Subtotal/Applicant Share (50%)</b>		1,017,399.00
<b>Subtotal - Total Project Cost</b>	\$	<u>2,034,798.00</u>
<b>Local Funding Adjustment</b>	\$	0.00
<b>Total State Share (50%)</b>		1,017,399.00
<b>Total Applicant Share (50%)</b>		1,017,399.00
<b>Total Project Cost</b>	\$	<u>2,034,798.00</u>

**STIPULATED TERMS & NEXT STEPS**

The Applicant shall ensure that it is in compliance with all applicable laws, regulations and certifications it made on the program forms.

The Applicant is required to submit a signed Grant Agreement for the project prior to or concurrent with a valid Fund Release Authorization (Form SAB 50-05). Failure to submit an executed Grant Agreement and valid Form SAB 50-05 prior to the deadline shall result in the Apportionment being rescinded without further board action.

The Applicant is responsible for ensuring that the project is compliant with Prevailing Wage Monitoring and/or Labor Compliance Program requirements at the time construction contracts are executed and/or construction commenced.

This application is placed on the Unfunded List (Lack of AB 55 Loans) pursuant to the Board's action on March 11, 2009. This approval does not constitute a guarantee or commitment of future state funding.

**APPLICANT DATA**

<b>Applicant:</b>	Los Angeles Unified	<b>PTN:</b>	64733 - 3461, 4995, 6323
<b>Application No:</b>	57/64733-00-773	<b>County:</b>	Los Angeles
<b>School Name:</b>	Angeles Mesa Elementary		

**HISTORY OF PROJECT FUNDING**

	<b>Fund Code</b>	<b>Proposition</b>	<b>Previously Authorized</b>	<b>Authorized This Action</b>	<b>Unfunded Approval This Action</b>
<b>State Share</b>					
<b>Mod/Add. Grant</b>	<b>902-570</b>	<b>2</b>	\$	\$ 1,291,125.00	\$ 1,291,125.00
<b>Applicant Share</b>					
<b>District Contribution</b>				860,750.00	
<b>Total</b>			\$ <u>0.00</u>	\$ <u>2,151,875.00</u>	\$ <u>1,291,125.00</u>
<b>Funding Source:</b>	<b>Proposition 2 Bonds/2024-Nov.</b>				

**APPLICATION DATA**

<b>Type of Project:</b>	Elementary School	
<b>Pupils Assigned Under 50 Yrs:</b>	<b>K-6:</b>	0
<b>Pupils Assigned Over 50 Yrs:</b>	<b>K-6:</b>	139
<b>Recommended Acres:</b>		5.4
<b>Existing Acres:</b>		4.21
<b>Local Funding Adjustment Points</b>		N/A

**PROGRAM GRANT DATA**

<b>Accessibility Fire Grant</b>	\$	36,200.00
<b>Base Grant - Over 50Yr</b>	\$	1,206,659.00
<b>Small Size Project</b>	\$	48,266.00
<b>Subtotal/State Share (60%)</b>		1,291,125.00
<b>Subtotal/Applicant Share (40%)</b>		860,750.00
<b>Subtotal - Total Project Cost</b>	\$	<u>2,151,875.00</u>
<b>Local Funding Adjustment</b>	\$	<u>0.00</u>
<b>Total State Share (60%)</b>		1,291,125.00
<b>Total Applicant Share (40%)</b>		860,750.00
<b>Total Project Cost</b>	\$	<u>2,151,875.00</u>

**STIPULATED TERMS & NEXT STEPS**

The Applicant shall ensure that it is in compliance with all applicable laws, regulations and certifications it made on the program forms.

The Applicant is required to submit a signed Grant Agreement for the project prior to or concurrent with a valid Fund Release Authorization (Form SAB 50-05). Failure to submit an executed Grant Agreement and valid Form SAB 50-05 prior to the deadline shall result in the Apportionment being rescinded without further board action.

The Applicant is responsible for ensuring that the project is compliant with Prevailing Wage Monitoring and/or Labor Compliance Program requirements at the time construction contracts are executed and/or construction commenced.

This application is placed on the Unfunded List (Lack of AB 55 Loans) pursuant to the Board's action on March 11, 2009. This approval does not constitute a guarantee or commitment of future state funding.

**APPLICANT DATA**

<b>Applicant:</b>	Los Angeles Unified	<b>PTN:</b>	64733 - 5398
<b>Application No:</b>	57/64733-00-774	<b>County:</b>	Los Angeles
<b>School Name:</b>	Chatsworth Charter High (Aka Chatsworth Senior High)		

**HISTORY OF PROJECT FUNDING**

	Fund Code	Proposition	Previously Authorized	Authorized This Action	Unfunded Approval This Action
<b>State Share</b>					
<b>Mod/Add. Grant</b>	902-570	2	\$	\$ 1,853,943.00	\$ 1,853,943.00
<b>Applicant Share</b>					
<b>District Contribution</b>				1,235,962.00	
<b>Total</b>			\$ <u>0.00</u>	\$ <u>3,089,905.00</u>	\$ <u>1,853,943.00</u>
<b>Funding Source:</b>	Proposition 2 Bonds/2024-Nov.				

**APPLICATION DATA**

<b>Type of Project:</b>	High School
<b>Pupils Assigned Under 50 Yrs:</b>	
	9-12      3
<b>Pupils Assigned Over 50 Yrs:</b>	
	9-12      142
<b>Recommended Acres:</b>	46.5
<b>Existing Acres:</b>	35.37
<b>Local Funding Adjustment Points</b>	N/A

**PROGRAM GRANT DATA**

<b>Accessibility Fire Grant</b>	\$	51,980.00
<b>Base Grant - Over 50Yr</b>	\$	1,706,698.00
<b>Base Grant - Under 50Yr</b>	\$	25,959.00
<b>Small Size Project</b>	\$	69,306.00
<b>Subtotal/State Share (60%)</b>		1,853,943.00
<b>Subtotal/Applicant Share (40%)</b>		1,235,962.00
<b>Subtotal - Total Project Cost</b>	\$	<u>3,089,905.00</u>
<b>Local Funding Adjustment</b>	\$	<u>0.00</u>
<b>Total State Share (60%)</b>		1,853,943.00
<b>Total Applicant Share (40%)</b>		1,235,962.00
<b>Total Project Cost</b>	\$	<u>3,089,905.00</u>

**STIPULATED TERMS & NEXT STEPS**

The Applicant shall ensure that it is in compliance with all applicable laws, regulations and certifications it made on the program forms.

The Applicant is required to submit a signed Grant Agreement for the project prior to or concurrent with a valid Fund Release Authorization (Form SAB 50-05). Failure to submit an executed Grant Agreement and valid Form SAB 50-05 prior to the deadline shall result in the Apportionment being rescinded without further board action.

The Applicant is responsible for ensuring that the project is compliant with Prevailing Wage Monitoring and/or Labor Compliance Program requirements at the time construction contracts are executed and/or construction commenced.

This application is placed on the Unfunded List (Lack of AB 55 Loans) pursuant to the Board's action on March 11, 2009. This approval does not constitute a guarantee or commitment o

**APPLICANT DATA**

<b>Applicant:</b>	Los Angeles Unified	<b>PTN:</b>	64733 - 5672
<b>Application No:</b>	57/64733-42-019	<b>County:</b>	Los Angeles
<b>School Name:</b>	South Shores/CSUDH Visual And Performing Arts		

**HISTORY OF PROJECT FUNDING**

	<b>Fund Code</b>	<b>Proposition</b>	<b>Previously Authorized</b>	<b>Authorized This Action</b>	<b>Unfunded Approval This Action</b>
<b>State Share</b>					
<b>Mod/Add. Grant</b>	<b>902-570</b>	<b>2</b>	\$	\$ 1,136,877.00	\$ 1,136,877.00
<b>Applicant Share</b>					
<b>District Contribution</b>				757,918.00	
<b>Total</b>			\$ <u>0.00</u>	\$ <u>1,894,795.00</u>	\$ <u>1,136,877.00</u>
<b>Funding Source:</b>	<b>Proposition 2 Bonds/2024-Nov.</b>				

**APPLICATION DATA**

<b>Type of Project:</b>	Elementary School	
<b>Pupils Assigned Under 50 Yrs:</b>	<b>K-6:</b>	0
	<b>Non-Severe:</b>	0
<b>Pupils Assigned Over 50 Yrs:</b>	<b>K-6:</b>	116
	<b>Non-Severe:</b>	3
<b>Recommended Acres:</b>	9.5	
<b>Existing Acres:</b>	8.87	
<b>Local Funding Adjustment Points</b>	N/A	

**PROGRAM GRANT DATA**

<b>Accessibility Fire Grant</b>	\$	31,875.00
<b>Base Grant - Over 50Yr</b>	\$	1,062,502.00
<b>Small Size Project</b>	\$	42,500.00
<b>Subtotal/State Share (60%)</b>		1,136,877.00
<b>Subtotal/Applicant Share (40%)</b>		757,918.00
<b>Subtotal - Total Project Cost</b>	\$	<u>1,894,795.00</u>
<b>Local Funding Adjustment</b>	\$	<u>0.00</u>
<b>Total State Share (60%)</b>		1,136,877.00
<b>Total Applicant Share (40%)</b>		757,918.00
<b>Total Project Cost</b>	\$	<u>1,894,795.00</u>

**STIPULATED TERMS & NEXT STEPS**

The Applicant shall ensure that it is in compliance with all applicable laws, regulations and certifications it made on the program forms.

The Applicant is required to submit a signed Grant Agreement for the project prior to or concurrent with a valid Fund Release Authorization (Form SAB 50-05). Failure to submit an executed Grant Agreement and valid Form SAB 50-05 prior to the deadline shall result in the Apportionment being rescinded without further board action.

The Applicant is responsible for ensuring that the project is compliant with Prevailing Wage Monitoring and/or Labor Compliance Program requirements at the time construction contracts are executed and/or construction commenced.

This application is placed on the Unfunded List (Lack of AB 55 Loans) pursuant to the Board's action on March 11, 2009. This approval does not constitute a guarantee or commitment o

**APPLICANT DATA**

<b>Applicant:</b>	Los Angeles Unified	<b>PTN:</b>	64733 - 5834, 5835
<b>Application No:</b>	57/64733-00-775	<b>County:</b>	Los Angeles
<b>School Name:</b>	Grant (Ulysses S.) Senior High		

**HISTORY OF PROJECT FUNDING**

	<b>Fund Code</b>	<b>Proposition</b>	<b>Previously Authorized</b>	<b>Authorized This Action</b>	<b>Unfunded Approval This Action</b>
<b>State Share</b>					
<b>Mod/Add. Grant</b>	<b>902-570</b>	<b>2</b>	\$	\$ 28,748,218.00	\$ 28,748,218.00
<b>Applicant Share</b>					
<b>District Contribution</b>				19,165,478.67	
<b>Total</b>			\$ <u>0.00</u>	\$ <u>47,913,696.67</u>	\$ <u>28,748,218.00</u>
<b>Funding Source:</b>	<b>Proposition 2 Bonds/2024-Nov.</b>				

**APPLICATION DATA**

<b>Type of Project:</b>	High School	
<b>Pupils Assigned Under 50 Yrs:</b>		
	<b>9-12</b>	346
	<b>Non-Severe:</b>	19
	<b>Severe:</b>	3
<b>Pupils Assigned Over 50 Yrs:</b>		
	<b>9-12</b>	1987
	<b>Severe:</b>	9
<b>Recommended Acres:</b>	49.6	
<b>Existing Acres:</b>	31.61	
<b>Local Funding Adjustment Points</b>	N/A	

**PROGRAM GRANT DATA**

<b>Accessibility Fire Grant</b>	\$	823,130.00
<b>Base Grant - Over 50Yr</b>	\$	24,130,792.00
<b>Base Grant - Under 50Yr</b>	\$	3,306,864.00
<b>Fire Detection</b>	\$	487,432.00
<b>Subtotal/State Share (60%)</b>		<u>28,748,218.00</u>
<b>Subtotal/Applicant Share (40%)</b>		<u>19,165,478.67</u>
<b>Subtotal - Total Project Cost</b>	\$	<u>47,913,696.67</u>
<b>Local Funding Adjustment</b>	\$	<b>0.00</b>
<b>Total State Share (60%)</b>		<u>28,748,218.00</u>
<b>Total Applicant Share (40%)</b>		<u>19,165,478.67</u>
<b>Total Project Cost</b>	\$	<u>47,913,696.67</u>

**STIPULATED TERMS & NEXT STEPS**

The Applicant shall ensure that it is in compliance with all applicable laws, regulations and certifications it made on the program forms.

The Applicant is required to submit a signed Grant Agreement for the project prior to or concurrent with a valid Fund Release Authorization (Form SAB 50-05). Failure to submit an executed Grant Agreement and valid Form SAB 50-05 prior to the deadline shall result in the Apportionment being rescinded without further board action.

The Applicant is responsible for ensuring that the project is compliant with Prevailing Wage Monitoring and/or Labor Compliance Program requirements at the time construction contracts are executed and/or construction commenced.

This application is placed on the Unfunded List (Lack of AB 55 Loans) pursuant to the Board's action on March 11, 2009. This approval does not constitute a guarantee or commitment of future state funding.

**APPLICANT DATA**

<b>Applicant:</b>	Sweetwater Union High	<b>PTN:</b>	68411 - 338
<b>Application No:</b>	57/68411-00-052	<b>County:</b>	San Diego
<b>School Name:</b>	Eastlake High		

**HISTORY OF PROJECT FUNDING**

	<b>Fund Code</b>	<b>Proposition</b>	<b>Previously Authorized</b>	<b>Authorized This Action</b>	<b>Unfunded Approval This Action</b>
<b>State Share</b>					
<b>Mod/Add. Grant</b>	902-570	2	\$	\$ 5,231,690.00	\$ 5,231,690.00
<b>Applicant Share</b>					
<b>District Contribution</b>				3,487,793.33	
<b>Total</b>			\$ <u>0.00</u>	\$ <u>8,719,483.33</u>	\$ <u>5,231,690.00</u>
<b>Funding Source:</b>	Proposition 2 Bonds/2024-Nov.				

**APPLICATION DATA**

<b>Type of Project:</b>	High School
<b>Pupils Assigned Under 50 Yrs:</b>	
	9-12      587
<b>Recommended Acres:</b>	65.5
<b>Existing Acres:</b>	46.56
<b>Local Funding Adjustment Points</b>	N/A

**PROGRAM GRANT DATA**

<b>Accessibility Fire Grant</b>	\$	152,379.00
<b>Base Grant - Under 50Yr</b>	\$	5,079,311.00
<b>Subtotal/State Share (60%)</b>		5,231,690.00
<b>Subtotal/Applicant Share (40%)</b>		3,487,793.33
<b>Subtotal - Total Project Cost</b>	\$	<u>8,719,483.33</u>
<b>Local Funding Adjustment</b>	\$	<u>0.00</u>
<b>Total State Share (60%)</b>		5,231,690.00
<b>Total Applicant Share (40%)</b>		3,487,793.33
<b>Total Project Cost</b>	\$	<u>8,719,483.33</u>

**STIPULATED TERMS & NEXT STEPS**

This application is placed on the Unfunded List (Lack of AB 55 Loans) pursuant to the Board's action on March 11, 2009. This approval does not constitute a guarantee or commitment of future state funding.

The Applicant shall ensure that it is in compliance with all applicable laws, regulations and certifications it made on the program forms.

The Applicant is required to submit a signed Grant Agreement for the project prior to or concurrent with a valid Fund Release Authorization (Form SAB 50-05). Failure to submit an executed Grant Agreement and valid Form SAB 50-05 prior to the deadline shall result in the Apportionment being rescinded without further board action.

The Applicant is responsible for ensuring that the project is compliant with Prevailing Wage Monitoring and/or Labor Compliance Program requirements at the time construction contracts are executed and/or construction commenced.

**APPLICANT DATA**

<b>Applicant:</b>	Los Angeles Unified	<b>PTN:</b>	64733 - 6090
<b>Application No:</b>	57/64733-30-004	<b>County:</b>	Los Angeles
<b>School Name:</b>	Shenandoah Street Elementary		

**HISTORY OF PROJECT FUNDING**

	<b>Fund Code</b>	<b>Proposition</b>	<b>Previously Authorized</b>	<b>Authorized This Action</b>	<b>Unfunded Approval This Action</b>
<b>State Share</b>					
<b>Mod/Add. Grant</b>	<b>902-570</b>	<b>2</b>	\$	\$ 2,171,107.00	\$ 2,171,107.00
<b>Applicant Share</b>					
<b>District Contribution</b>				1,447,404.67	
<b>Total</b>			\$ <u>0.00</u>	\$ <u>3,618,511.67</u>	\$ <u>2,171,107.00</u>
<b>Funding Source:</b>	<b>Proposition 2 Bonds/2024-Nov.</b>				

**APPLICATION DATA**

<b>Type of Project:</b>	Elementary School
<b>Pupils Assigned Under 50 Yrs:</b>	<b>K-6:</b> 327
<b>Recommended Acres:</b>	6.0
<b>Existing Acres:</b>	6.69
<b>Local Funding Adjustment Points</b>	N/A

**PROGRAM GRANT DATA**

<b>Accessibility Fire Grant</b>	\$	61,303.00
<b>Base Grant - Under 50Yr</b>	\$	2,043,423.00
<b>Fire Detection</b>	\$	66,381.00
<b>Subtotal/State Share (60%)</b>		2,171,107.00
<b>Subtotal/Applicant Share (40%)</b>		1,447,404.67
<b>Subtotal - Total Project Cost</b>	\$	<u>3,618,511.67</u>
<b>Local Funding Adjustment</b>	\$	<b>0.00</b>
<b>Total State Share (60%)</b>		2,171,107.00
<b>Total Applicant Share (40%)</b>		1,447,404.67
<b>Total Project Cost</b>	\$	<u>3,618,511.67</u>

**STIPULATED TERMS & NEXT STEPS**

The Applicant shall ensure that it is in compliance with all applicable laws, regulations and certifications it made on the program forms.

The Applicant is required to submit a signed Grant Agreement for the project prior to or concurrent with a valid Fund Release Authorization (Form SAB 50-05). Failure to submit an executed Grant Agreement and valid Form SAB 50-05 prior to the deadline shall result in the Apportionment being rescinded without further board action.

The Applicant is responsible for ensuring that the project is compliant with Prevailing Wage Monitoring and/or Labor Compliance Program requirements at the time construction contracts are executed and/or construction commenced.

This application is placed on the Unfunded List (Lack of AB 55 Loans) pursuant to the Board's action on March 11, 2009. This approval does not constitute a guarantee or commitment of future state funding.

**APPLICANT DATA**

<b>Applicant:</b>	Snowline Joint Unified	<b>PTN:</b>	73957 - 78
<b>Application No:</b>	57/73957-00-007	<b>County:</b>	San Bernardino
<b>School Name:</b>	Wrightwood Elementary		

**HISTORY OF PROJECT FUNDING**

	Fund Code	Proposition	Previously Authorized	Authorized This Action	Unfunded Approval This Action
<b>State Share</b>					
Mod Design Grant	051-570	51	\$ 289,438.00		
Mod/Add. Grant	902-570	2		\$ 2,971,432.00	\$ 2,971,432.00
<b>Applicant Share</b>					
District Contribution				1,980,954.33	
Financial Hardship	051-570	51	192,959.00		
<b>Total</b>			<u>\$ 482,397.00</u>	<u>\$ 4,952,386.33</u>	<u>\$ 2,971,432.00</u>
<b>Funding Sources:</b>	Proposition 51 Bonds/2016-Nov.; Proposition 2 Bonds/2024-Nov.				

**APPLICATION DATA**

<b>Type of Project:</b>	Elementary School	
<b>Pupils Assigned Under 50 Yrs:</b>	<b>K-6:</b>	184
<b>Pupils Assigned Over 50 Yrs:</b>	<b>K-6:</b>	223
<b>Recommended Acres:</b>		5.7
<b>Existing Acres:</b>		4.7
<b>Local Funding Adjustment Points</b>		N/A

**PROGRAM GRANT DATA**

<b>Accessibility Fire Grant</b>	\$	92,570.00
<b>Base Grant - Over 50Yr</b>	\$	1,935,863.00
<b>Base Grant - Under 50Yr</b>	\$	1,149,816.00
<b>Fire Detection</b>	\$	82,621.00
<b>Subtotal/State Share (60%)</b>		<u>3,260,870.00</u>
<b>Subtotal/Applicant Share (40%)</b>		<u>2,173,913.33</u>
<b>Subtotal - Total Project Cost</b>	\$	<u><b>5,434,783.33</b></u>
<b>Local Funding Adjustment</b>	\$	<u><b>0.00</b></u>
<b>Total State Share (60%)</b>		3,260,870.00
<b>Total Applicant Share (40%)</b>		2,173,913.33
<b>Total Project Cost</b>	\$	<u><b>5,434,783.33</b></u>

**STIPULATED TERMS & NEXT STEPS**

The Applicant shall ensure that it is in compliance with all applicable laws, regulations and certifications it made on the program forms.

The Applicant is required to submit a signed Grant Agreement for the project prior to or concurrent with a valid Fund Release Authorization (Form SAB 50-05). Failure to submit an executed Grant Agreement and valid Form SAB 50-05 prior to the deadline shall result in the Apportionment being rescinded without further board action.

The Applicant is responsible for ensuring that the project is compliant with Prevailing Wage Monitoring and/or Labor Compliance Program requirements at the time construction contracts are executed and/or construction commenced.

This application is placed on the Unfunded List (Lack of AB 55 Loans) pursuant to the Board's action on March 11, 2009. This approval does not constitute a guarantee or commitment of future state funding.

**APPLICANT DATA**

<b>Applicant:</b>	Los Angeles Unified	<b>PTN:</b>	64733 - 5710
<b>Application No:</b>	57/64733-00-776	<b>County:</b>	Los Angeles
<b>School Name:</b>	Chapman Elementary		

**HISTORY OF PROJECT FUNDING**

	<b>Fund Code</b>	<b>Proposition</b>	<b>Previously Authorized</b>	<b>Authorized This Action</b>	<b>Unfunded Approval This Action</b>
<b>State Share</b>					
<b>Mod/Add. Grant</b>	<b>902-570</b>	<b>2</b>	\$	\$ 980,528.00	\$ 980,528.00
<b>Applicant Share</b>					
<b>District Contribution</b>				653,685.33	
<b>Total</b>			\$ <u>0.00</u>	\$ <u>1,634,213.33</u>	\$ <u>980,528.00</u>
<b>Funding Source:</b>	<b>Proposition 2 Bonds/2024-Nov.</b>				

**APPLICATION DATA**

<b>Type of Project:</b>	Elementary School
<b>Pupils Assigned Under 50 Yrs:</b>	
<b>Severe:</b>	21
<b>Pupils Assigned Over 50 Yrs:</b>	
<b>Severe:</b>	11
<b>Recommended Acres:</b>	7.1
<b>Existing Acres:</b>	3.52
<b>Local Funding Adjustment Points</b>	N/A

**PROGRAM GRANT DATA**

<b>Accessibility Fire Grant</b>	\$	21,679.00
<b>Base Grant - Over 50Yr</b>	\$	304,381.00
<b>Base Grant - Under 50Yr</b>	\$	418,257.00
<b>Small Size Project</b>	\$	86,717.00
<b>Urban / Security / Impacted Site</b>	\$	149,494.00
<b>Subtotal/State Share (60%)</b>		<u>980,528.00</u>
<b>Subtotal/Applicant Share (40%)</b>		<u>653,685.33</u>
<b>Subtotal - Total Project Cost</b>	\$	<u><b>1,634,213.33</b></u>
<b>Local Funding Adjustment</b>	\$	<u><b>0.00</b></u>
<b>Total State Share (60%)</b>		980,528.00
<b>Total Applicant Share (40%)</b>		653,685.33
<b>Total Project Cost</b>	\$	<u><b>1,634,213.33</b></u>

**STIPULATED TERMS & NEXT STEPS**

The Applicant shall ensure that it is in compliance with all applicable laws, regulations and certifications it made on the program forms.

The Applicant is required to submit a signed Grant Agreement for the project prior to or concurrent with a valid Fund Release Authorization (Form SAB 50-05). Failure to submit an executed Grant Agreement and valid Form SAB 50-05 prior to the deadline shall result in the Apportionment being rescinded without further board action.

The Applicant is responsible for ensuring that the project is compliant with Prevailing Wage Monitoring and/or Labor Compliance Program requirements at the time construction contracts are executed and/or construction commenced.

This application is placed on the Unfunded List (Lack of AB 55 Loans) pursuant to the Board's action on March 11, 2009. This approval does not constitute a guarantee or commitment of future state funding.

**APPLICANT DATA**

<b>Applicant:</b>	Los Angeles Unified	<b>PTN:</b>	64733 - 5405
<b>Application No:</b>	57/64733-32-027	<b>County:</b>	Los Angeles
<b>School Name:</b>	Banning (Phineas) Senior High		

**HISTORY OF PROJECT FUNDING**

	<b>Fund Code</b>	<b>Proposition</b>	<b>Previously Authorized</b>	<b>Authorized This Action</b>	<b>Unfunded Approval This Action</b>
<b>State Share</b>					
<b>Mod/Add. Grant</b>	<b>902-570</b>	<b>2</b>	\$	\$ 2,011,753.00	\$ 2,011,753.00
<b>Applicant Share</b>					
<b>District Contribution</b>				1,341,168.67	
<b>Total</b>			\$ <u>0.00</u>	\$ <u>3,352,921.67</u>	\$ <u>2,011,753.00</u>
<b>Funding Source:</b>	<b>Proposition 2 Bonds/2024-Nov.</b>				

**APPLICATION DATA**

<b>Type of Project:</b>	High School
<b>Pupils Assigned Under 50 Yrs:</b>	
	9-12      0
<b>Pupils Assigned Over 50 Yrs:</b>	
	9-12      154
<b>Recommended Acres:</b>	35.5
<b>Existing Acres:</b>	23.25
<b>Local Funding Adjustment Points</b>	N/A

**PROGRAM GRANT DATA**

<b>Accessibility Fire Grant</b>	\$	55,528.00
<b>Base Grant - Over 50Yr</b>	\$	1,850,926.00
<b>Fire Detection</b>	\$	31,262.00
<b>Small Size Project</b>	\$	74,037.00
<b>Subtotal/State Share (60%)</b>		<u>2,011,753.00</u>
<b>Subtotal/Applicant Share (40%)</b>		<u>1,341,168.67</u>
<b>Subtotal - Total Project Cost</b>	\$	<u><u>3,352,921.67</u></u>
<b>Local Funding Adjustment</b>	\$	<u>0.00</u>
<b>Total State Share (60%)</b>		2,011,753.00
<b>Total Applicant Share (40%)</b>		1,341,168.67
<b>Total Project Cost</b>	\$	<u><u>3,352,921.67</u></u>

**STIPULATED TERMS & NEXT STEPS**

This application is placed on the Unfunded List (Lack of AB 55 Loans) pursuant to the Board's action on March 11, 2009. This approval does not constitute a guarantee or commitment of future state funding.

The Applicant shall ensure that it is in compliance with all applicable laws, regulations and certifications it made on the program forms.

The Applicant is required to submit a signed Grant Agreement for the project prior to or concurrent with a valid Fund Release Authorization (Form SAB 50-05). Failure to submit an executed Grant Agreement and valid Form SAB 50-05 prior to the deadline shall result in the Apportionment being rescinded without further board action.

The Applicant is responsible for ensuring that the project is compliant with Prevailing Wage Monitoring and/or Labor Compliance Program requirements at the time construction contracts are executed and/or construction commenced.

**APPLICANT DATA**

<b>Applicant:</b>	Los Angeles Unified	<b>PTN:</b>	64733 - 3412
<b>Application No:</b>	57/64733-00-777	<b>County:</b>	Los Angeles
<b>School Name:</b>	Sierra Vista Elementary		

**HISTORY OF PROJECT FUNDING**

	<b>Fund Code</b>	<b>Proposition</b>	<b>Previously Authorized</b>	<b>Authorized This Action</b>	<b>Unfunded Approval This Action</b>
<b>State Share</b>					
<b>Mod/Add. Grant</b>	<b>902-570</b>	<b>2</b>	\$	\$ 2,241,700.00	\$ 2,241,700.00
<b>Applicant Share</b>					
<b>District Contribution</b>				1,494,466.67	
<b>Total</b>			\$ <u>0.00</u>	\$ <u>3,736,166.67</u>	\$ <u>2,241,700.00</u>
<b>Funding Source:</b>	<b>Proposition 2 Bonds/2024-Nov.</b>				

**APPLICATION DATA**

<b>Type of Project:</b>	Elementary School	
<b>Pupils Assigned Under 50 Yrs:</b>	<b>K-6:</b>	206
	<b>Severe:</b>	4
<b>Pupils Assigned Over 50 Yrs:</b>	<b>K-6:</b>	80
	<b>Severe:</b>	2
<b>Recommended Acres:</b>	3.4	
<b>Existing Acres:</b>	2.08	
<b>Local Funding Adjustment Points</b>	N/A	

**PROGRAM GRANT DATA**

<b>Accessibility Fire Grant</b>	\$	63,504.00
<b>Base Grant - Over 50Yr</b>	\$	749,822.00
<b>Base Grant - Under 50Yr</b>	\$	1,366,962.00
<b>Fire Detection</b>	\$	61,412.00
<b>Subtotal/State Share (60%)</b>		2,241,700.00
<b>Subtotal/Applicant Share (40%)</b>		1,494,466.67
<b>Subtotal - Total Project Cost</b>	\$	<u>3,736,166.67</u>
<b>Local Funding Adjustment</b>	\$	<u>0.00</u>
<b>Total State Share (60%)</b>		2,241,700.00
<b>Total Applicant Share (40%)</b>		1,494,466.67
<b>Total Project Cost</b>	\$	<u>3,736,166.67</u>

**STIPULATED TERMS & NEXT STEPS**

This application is placed on the Unfunded List (Lack of AB 55 Loans) pursuant to the Board's action on March 11, 2009. This approval does not constitute a guarantee or commitment of future state funding.

The Applicant is required to submit a signed Grant Agreement for the project prior to or concurrent with a valid Fund Release Authorization (Form SAB 50-05). Failure to submit an executed Grant Agreement and valid Form SAB 50-05 prior to the deadline shall result in the Apportionment being rescinded without further board action.

The Applicant is responsible for ensuring that the project is compliant with Prevailing Wage Monitoring and/or Labor Compliance Program requirements at the time construction contracts are executed and/or construction commenced.

The Applicant shall ensure that it is in compliance with all applicable laws, regulations and certifications it made on the program forms.

**APPLICANT DATA**

<b>Applicant:</b>	Los Angeles Unified	<b>PTN:</b>	64733 - 5900
<b>Application No:</b>	57/64733-40-006	<b>County:</b>	Los Angeles
<b>School Name:</b>	Dixie Canyon Avenue Elementary		

**HISTORY OF PROJECT FUNDING**

	<b>Fund Code</b>	<b>Proposition</b>	<b>Previously Authorized</b>	<b>Authorized This Action</b>	<b>Unfunded Approval This Action</b>
<b>State Share</b>					
<b>Mod/Add. Grant</b>	<b>902-570</b>	<b>2</b>	\$	\$ 4,126,717.00	\$ 4,126,717.00
<b>Applicant Share</b>					
<b>District Contribution</b>				2,751,144.67	
<b>Total</b>			\$ <u>0.00</u>	\$ <u>6,877,861.67</u>	\$ <u>4,126,717.00</u>
<b>Funding Source:</b>	<b>Proposition 2 Bonds/2024-Nov.</b>				

**APPLICATION DATA**

<b>Type of Project:</b>	Elementary School	
<b>Pupils Assigned Under 50 Yrs:</b>	<b>K-6:</b>	57
	<b>Non-Severe:</b>	0
	<b>Severe:</b>	0
<b>Pupils Assigned Over 50 Yrs:</b>	<b>K-6:</b>	328
	<b>Non-Severe:</b>	1
	<b>Severe:</b>	1
<b>Recommended Acres:</b>	12.4	
<b>Existing Acres:</b>	5.0	
<b>Local Funding Adjustment Points</b>	N/A	

**PROGRAM GRANT DATA**

<b>Accessibility Fire Grant</b>	\$	97,492.00
<b>Base Grant - Over 50Yr</b>	\$	2,893,541.00
<b>Base Grant - Under 50Yr</b>	\$	356,193.00
<b>Fire Detection</b>	\$	79,089.00
<b>Urban / Security / Impacted Site</b>	\$	700,402.00
<b>Subtotal/State Share (60%)</b>		4,126,717.00
<b>Subtotal/Applicant Share (40%)</b>		2,751,144.67
<b>Subtotal - Total Project Cost</b>	\$	<u>6,877,861.67</u>
<b>Local Funding Adjustment</b>	\$	<u>0.00</u>
<b>Total State Share (60%)</b>		4,126,717.00
<b>Total Applicant Share (40%)</b>		2,751,144.67
<b>Total Project Cost</b>	\$	<u>6,877,861.67</u>

**STIPULATED TERMS & NEXT STEPS**

This application is placed on the Unfunded List (Lack of AB 55 Loans) pursuant to the Board's action on March 11, 2009. This approval does not constitute a guarantee or commitment of future state funding.

The Applicant is required to submit a signed Grant Agreement for the project prior to or concurrent with a valid Fund Release Authorization (Form SAB 50-05). Failure to submit an executed Grant Agreement and valid Form SAB 50-05 prior to the deadline shall result in the Apportionment being rescinded without further board action.

The Applicant shall ensure that it is in compliance with all applicable laws, regulations and certifications it made on the program forms.

The Applicant is responsible for ensuring that the project is compliant with Prevailing Wage Monitoring and/or Labor Compliance Program requirements at the time construction contracts are executed and/or construction commenced.

**APPLICANT DATA**

<b>Applicant:</b>	Los Angeles Unified	<b>PTN:</b>	64733 - 2462, 4988, 5794
<b>Application No:</b>	57/64733-61-011	<b>County:</b>	Los Angeles
<b>School Name:</b>	Wright (Orville) Middle		

**HISTORY OF PROJECT FUNDING**

	<b>Fund Code</b>	<b>Proposition</b>	<b>Previously Authorized</b>	<b>Authorized This Action</b>	<b>Unfunded Approval This Action</b>
<b>State Share</b>					
<b>Mod/Add. Grant</b>	<b>902-570</b>	<b>2</b>	<b>\$</b>	<b>\$ 3,014,991.00</b>	<b>\$ 3,014,991.00</b>
<b>Applicant Share</b>					
<b>District Contribution</b>				<u>2,009,994.00</u>	
<b>Total</b>			<b>\$ <u>0.00</u></b>	<b>\$ <u>5,024,985.00</u></b>	<b>\$ <u>3,014,991.00</u></b>
<b>Funding Source:</b>	<b>Proposition 2 Bonds/2024-Nov.</b>				

**APPLICATION DATA**

<b>Type of Project:</b>	Middle School
<b>Pupils Assigned Under 50 Yrs:</b>	
	7-8: 15
<b>Pupils Assigned Over 50 Yrs:</b>	
	7-8: 308
<b>Recommended Acres:</b>	8.1
<b>Existing Acres:</b>	18.31
<b>Local Funding Adjustment Points</b>	N/A

**PROGRAM GRANT DATA**

<b>Accessibility Fire Grant</b>	<b>\$ 87,815.00</b>
<b>Base Grant - Over 50Yr</b>	<b>\$ 2,828,056.00</b>
<b>Base Grant - Under 50Yr</b>	<b>\$ 99,120.00</b>
<b>Subtotal/State Share (60%)</b>	<b>3,014,991.00</b>
<b>Subtotal/Applicant Share (40%)</b>	<b>2,009,994.00</b>
<b>Subtotal - Total Project Cost</b>	<b>\$ <u>5,024,985.00</u></b>
<b>Local Funding Adjustment</b>	<b>\$ <u>0.00</u></b>
<b>Total State Share (60%)</b>	<b>3,014,991.00</b>
<b>Total Applicant Share (40%)</b>	<b>2,009,994.00</b>
<b>Total Project Cost</b>	<b>\$ <u>5,024,985.00</u></b>

**STIPULATED TERMS & NEXT STEPS**

This application is placed on the Unfunded List (Lack of AB 55 Loans) pursuant to the Board's action on March 11, 2009. This approval does not constitute a guarantee or commitment of future state funding.

The Applicant is required to submit a signed Grant Agreement for the project prior to or concurrent with a valid Fund Release Authorization (Form SAB 50-05). Failure to submit an executed Grant Agreement and valid Form SAB 50-05 prior to the deadline shall result in the Apportionment being rescinded without further board action.

The Applicant shall ensure that it is in compliance with all applicable laws, regulations and certifications it made on the program forms.

The Applicant is responsible for ensuring that the project is compliant with Prevailing Wage Monitoring and/or Labor Compliance Program requirements at the time construction contracts are executed and/or construction commenced.

**SCHOOL DISTRICT DATA**

Application Number: 50/67314-00-047  
 County: Sacramento  
 Financial Hardship: No

School District: Elk Grove Unified  
 School Name: East Franklin Elementary  
 Date of Financial Hardship Status: N/A

**PURPOSE OF REPORT**

To recommend accounting revisions to close out a completed project.

**DESCRIPTION**

An audit of expenditures reported by the District has been performed in accordance with Education Code Section 41024. The audit report has been certified by the State Controller’s Office and the revisions indicated are necessary to close out this completed project.

The audit report indicates that per SFP Regulation Sections 1859.74 and 1859.106, the District was over-funded for Department of Toxic Substances Control (DTSC) costs in the amount of \$1,500. The District has concurred with the findings and agrees to return the State funds in the amount of \$750.

**Detail of Final Cost & Financing**

<b>Budget Item</b>	<b>Currently Approved</b>	<b>Required Change</b>	<b>Revised Approval</b>
Base Grant	\$10,901,841.00	\$0.00	\$10,901,841.00
2% of Appraised or Actual Value	39,666.00	0.00	39,666.00
Automatic Sprinkler System	184,287.00	0.00	184,287.00
DTSC Fees	750.00	(750.00)	0.00
Fire Detection	13,491.00	0.00	13,491.00
General Site	828,014.00	0.00	828,014.00
NC Site Acquisition Appraised/Actual	991,650.00	0.00	991,650.00
Off Site	383,764.00	0.00	383,764.00
Service Site Development	1,469,312.00	0.00	1,469,312.00
Utilities	101,200.00	0.00	101,200.00
<b>Total State Apportionment</b>	<b>\$14,913,975.00</b>	<b>(\$750.00)</b>	<b>\$14,913,225.00</b>

<b>Financing</b>	<b>Currently Approved</b>	<b>Required Change</b>	<b>Revised Approval</b>
State (SFP)	\$14,913,975.00	(\$750.00)	\$14,913,225.00
District Contribution	14,913,975.00	(750.00)	14,913,225.00
<b>Total Project Costs</b>	<b>\$29,827,950.00</b>	<b>(\$1,500.00)</b>	<b>\$29,826,450.00</b>

**RECOMMENDATIONS**

1. Approve a decrease of \$1,500.00 in the total project cost from \$29,827,950.00 to \$29,826,450.00.
2. Approve a decrease of \$750.00 in the State Apportionment [Bonds/2016-Nov.;051-500] from \$14,913,975.00 to \$14,913,225.00.
3. Approve a decrease of \$750.00 in the District Contribution from \$14,913,975.00 to \$14,913,225.00.
4. Require the District to return State funds in the amount of \$750.00.

**SCHOOL DISTRICT DATA**

Application Number: 57/71993-00-006  
 County: Tulare  
 Financial Hardship: Yes

School District: Lindsay Unified  
 School Name: Lincoln Elementary  
 Date of Financial Hardship Status: April 4, 2019

Qualifying Financial Hardship Criteria: SFP Regulation 1859.81(c)(1)

**PURPOSE OF REPORT**

To recommend accounting revisions to close out a completed project.

**DESCRIPTION**

An audit of the expenditures reported by the District has been performed in accordance with Education Code Section 41024. The audit report has been certified by the State Controller’s Office and the revisions indicated are necessary to close out this completed project.

The audit report indicates this is a Financial Hardship project and per School Facility Program (SFP) regulation Section 1859.81(a) any expenditures made prior to apportionment that exceed the district contribution on the project will reduce the Financial Hardship apportionment. The amount of expenditures that occurred prior to fund release exceeded the District’s contribution by \$55. As a result, the new District’s required contribution increased \$55, and the Financial Hardship apportionment will be reduced by \$55. The District has concurred with the findings and agrees to return the State funds in the amount of \$55.

**Detail of Final Cost & Financing**

<b>Budget Item</b>	<b>Currently Approved</b>	<b>Required Change</b>	<b>Revised Approval</b>
SFP Accessibility Fire Grant	\$47,503.00	\$0.00	\$47,503.00
SFP Base Grant-Under 50Yr	1,583,432.00	0.00	1,583,432.00
SFP Financial Hardship	1,086,994.00	(55.00)	1,086,939.00
<b>Total State Apportionment</b>	<b>\$2,717,929.00</b>	<b>\$(55.00)</b>	<b>\$2,717,874.00</b>

<b>Financing</b>	<b>Currently Approved</b>	<b>Required Change</b>	<b>Revised Approval</b>
State (SFP)	\$1,630,935.00	\$0.00	\$1,630,935.00
Financial Hardship (SFP)	1,086,994.00	(55.00)	1,086,939.00
District Contribution	296.00	55.00	351.00
<b>Total Project Costs</b>	<b>\$2,718,225.00</b>	<b>\$0.00</b>	<b>\$2,718,225.00</b>

**RECOMMENDATIONS**

1. Approve an increase of \$55.00 in the District Contribution from \$296.00 to \$351.00
2. Approve a decrease of \$55.00 in the Financial Hardship Apportionment [Bonds/2016-Nov.; 051-570] from \$1,086,994.00 to \$1,086,939.00.
3. Require the District to return State funds in the amount of \$55.00.

**SCHOOL DISTRICT DATA**

Application Number: 57/71993-00-008  
 County: Tulare  
 Financial Hardship: Yes

School District: Lindsay Unified  
 School Name: Washington Elementary  
 Date of Financial Hardship Status: April 4, 2019

Qualifying Financial Hardship Criteria: SFP Regulation 1859.81(c)(1)

**PURPOSE OF REPORT**

To recommend accounting revisions to close out a completed project.

**DESCRIPTION**

An audit of the expenditures reported by the District has been performed in accordance with Education Code Section 41024. The audit report has been certified by the State Controller’s Office and the revisions indicated are necessary to close out this completed project.

The audit report indicates this is a Financial Hardship project and per School Facility Program (SFP) regulation Section 1859.81(a) any expenditures made prior to apportionment that exceed the district contribution on the project will reduce the Financial Hardship apportionment. The amount of expenditures that occurred prior to fund release exceeded the District’s contribution by \$351. As a result, the District’s required contribution increased \$351, and the Financial Hardship apportionment will be reduced by \$351. The District has concurred with the findings and agrees to return the State funds in the amount of \$351.

**Detail of Final Cost & Financing**

<b>Budget Item</b>	<b>Currently Approved</b>	<b>Required Change</b>	<b>Revised Approval</b>
SFP Accessibility Fire Grant	\$44,888.00	\$0.00	\$44,888.00
SFP Base Grant-Over 50Yr	367,764.00	0.00	367,764.00
SFP Base Grant-Under 50Yr	1,128,492.00	0.00	1,128,492.00
SFP Financial Hardship	1,027,429.00	(351.00)	1,027,078.00
<b>Total State Apportionment</b>	<b>\$2,568,573.00</b>	<b>\$(351.00)</b>	<b>\$2,568,222.00</b>

<b>Financing</b>	<b>Currently Approved</b>	<b>Required Change</b>	<b>Revised Approval</b>
State (SFP)	\$1,541,144.00	\$0.00	\$1,541,144.00
Financial Hardship (SFP)	1,027,429.00	(351.00)	1,027,078.00
District Contribution	0.00	351.00	351.00
<b>Total Project Costs</b>	<b>\$2,568,573.00</b>	<b>\$0.00</b>	<b>\$2,568,573.00</b>

**RECOMMENDATIONS**

1. Approve an increase of \$351.00 in the District Contribution from \$0.00 to \$351.00
2. Approve a decrease of \$351.00 in the Financial Hardship Apportionment [Bonds/2016-Nov.; 051-570] from \$1,027,429.00 to \$1,027,078.00.
3. Require the District to return State funds in the amount of \$351.00.

**SCHOOL DISTRICT DATA**

Application Number: 50/75242-00-026  
 County: Riverside  
 Financial Hardship: No

School District: Val Verde Unified  
 School Name: Orange Vista High

**PURPOSE OF REPORT**

To recommend accounting revisions to close out a completed project.

**DESCRIPTION**

An audit of expenditures reported by the District has been performed in accordance with Education Code Section 41024. The audit report has been certified by the State Controller’s Office and the revisions indicated are necessary to close out this completed project.

The audit report indicates that per School Facility Program (SFP) Regulation Sections 1859.74 and 1859.106, the District was over-funded for Department of Toxic Substances Control (DTSC) in the amount of \$5,687.00. The District has concurred with the findings and agrees to return the State funds in the amount of \$2,843.50

**Detail of Final Cost & Financing**

<b>Budget Item</b>	<b>Currently Approved</b>	<b>Required Change</b>	<b>Revised Approval</b>
Base Grant	\$15,029,652.00	\$0.00	\$1,559,290.00
2% of Appraised or Actual Value	961,340.00	0.00	961,340.00
DTSC Fees	54,978.00	(2,843.50)	52,134.50
Service Site Development	2,980,262.00	0.00	2,980,262.00
Off Site	2,186,122.00	0.00	2,186,122.00
Utilities	1,966,103.00	0.00	1,966,103.00
General Site	1,489,340.00	0.00	1,489,340.00
Fire Detection	28,413.00	0.00	28,413.00
Automatic Sprinkler System	233,706.00	0.00	233,706.00
Prevailing Wage Monitoring	61,204.00	0.00	61,204.00
Financial Hardship	24,647,351.00	0.00	24,647,351.00
NC Site Acquisition Appraised/Actual	24,033,500.00	0.00	24,033,500.00
<b>Total State Apportionment</b>	<b>\$73,671,971.00</b>	<b>(\$2,843.50)</b>	<b>\$73,669,127.50</b>

<b>Financing</b>	<b>Currently Approved</b>	<b>Required Change</b>	<b>Revised Approval</b>
State (SFP)	\$49,024,620.00	(\$2,843.50)	\$49,021,776.50
Financial Hardship	24,647,351.00	0.00	24,647,351.00
District Contribution	24,377,269.00	(\$2,843.50)	24,374,425.50
<b>Total Project Costs</b>	<b>\$98,049,240.00</b>	<b>(\$5,687.00)</b>	<b>\$98,043,553.00</b>

**RECOMMENDATIONS**

1. Approve a decrease of \$5,687.00 in the total project cost from \$98,049,240.00 to \$98,043,553.00.
2. Approve a decrease of \$2,843.50 in the State Apportionment [Bonds/2016-Nov.; 051-500] from \$49,024,620.00 to \$49,021,776.50.
3. Approve decrease of \$2,843.50 in the District Contribution from \$24,377,269.00 to \$24,374,425.50.
4. Require the District to return State funds in the amount of \$2,843.50.

State of California  
State Allocation Board

**CALIFORNIA PRESCHOOL, TRANSITIONAL KINDERGARTEN  
AND FULL-DAY KINDERGARTEN FACILITIES GRANT PROGRAM**

This Resolution of the State Allocation Board (hereafter referred to as the “Board”) is applicable to the appropriate sections of the Education Code and is described and filed in the office of the Executive Officer and will be made available to all interested parties as the Resolution pertains to the documents attached hereto. Said documents were acted upon by the Board at its meeting on June 24, 2026.

WHEREAS, the Board has determined to be approvable a number of projects for new construction or retrofit eligibility of California preschool, transitional kindergarten and/or kindergarten facilities for school districts, it is making apportionments and/or adjustments for the grant amounts for projects that meet the Board’s criteria for the apportionment of grants pursuant to Education Code Section 17375.

NOW THEREFORE, BE IT RESOLVED:

1. The Board anticipates that the school district(s) will pay certain capital expenditures in connection with some or all of the project(s) cost.
2. The Board, acting on behalf of the State, hereby declares that it is the State’s official intent to use General Fund proceeds that are available for such purpose, consistent with the requirements of law that are in effect at the time the funds are available, to provide grants, in accordance with applicable laws and regulations.
3. This Resolution shall be continuously available for inspection by the general public during normal business hours at the office of the Board at 707 3<sup>rd</sup> Street, 3<sup>rd</sup> Floor, West Sacramento, California, commencing within one week after the date of enactment of this Resolution.

**SCHOOL DISTRICT DATA**

**Application No:** 70/65615-00-003  
**School District:** Ukiah Unified

**County:** Mendocino  
**School Name:** Yokayo Elementary

**PROJECT DATA**

<b>Type of Project:</b>	New Construction	<b>Application Filing Basis:</b>	Site Specific
<b>Total Pupils Assigned:</b>	100	<b>Total Classrooms:</b>	4
Preschool:	0	Preschool:	0
Transitional K:	75	Transitional K:	3
Kindergarten:	25	Kindergarten:	1
<b>Financial Hardship Requested:</b>	No	<b>Recommended Acres:</b>	
<b>Preference Points:</b>	16	<b>Existing Acres:</b>	

**ADJUSTED GRANT DATA**

**PROJECT FINANCING**

<b>TK New Construction</b>	\$1,182,750.00	<b>State Share</b>	
<b>FDK New Construction</b>	394,250.00	<b>This Project</b>	\$ 2,966,220.00
<b>Fire Detection/Alarm</b>	1,900.00		
<b>Automatic Sprinkler</b>	26,400.00	<b>District Share</b>	
<b>Site Development</b>	551,951.00	<b>Cash Contribution</b>	1,348,282.00
<b>Conversion Grant</b>	808,969.00	<b>Financial Hardship</b>	
<b>State Grant Total</b>	<u>2,966,220.00</u>	<b>Total Project Cost</b>	<u><u>\$ 4,314,502.00</u></u>
<b>District Share</b>	1,348,282.00		
<b>Total Project Cost</b>	<u><u>\$ 4,314,502.00</u></u>		

**HISTORY OF PROJECT COST AND APPORTIONMENT**

	<b>Fund Code</b>	<b>Previously Authorized</b>	<b>Authorized This Action</b>	<b>Apportionment This Action</b>
<b><u>State Share</u></b>				
<b>New Construction/Additional Grant</b>	1027-2122	\$ 4,044,844.00	\$ (1,078,624.00)	\$ (1,078,624.00)
<b><u>District Share</u></b>				
<b>Cash Contribution</b>		2,426,907.00	(1,078,625.00)	
<b>Financial Hardship</b>				
<b>Total</b>		<u><u>\$ 6,471,751.00</u></u>	<u><u>\$ (2,157,249.00)</u></u>	<u><u>\$ (1,078,624.00)</u></u>

**Funding Source: General Fund California Preschool, Transitional Kindergarten and Full-Day Kindergarten Facilities Grant Program**

This project is being amended as a result of the removal of the previously authorized grants for two full-day kindergarten classrooms, which will no longer be included in the approved plans and specifications.

The District shall ensure that it is in compliance with all applicable laws, regulations and certifications it made on the program forms.

This project is subject to the Grant Agreement submittal pursuant to Regulation Section 1860.17.

The District is responsible for ensuring that the project is compliant with Prevailing Wage Monitoring and/or Labor Compliance Program requirements at the time construction contracts are executed and/or construction commenced.

Advance funds in the amount of \$946,200.00 were previously released to the District. The remaining funds in the amount of \$2,020,020.00 (\$4,314,502.00 less advance funds released and available district contribution) will be released by OPSC upon the receipt of a valid, signed Grant Agreement as specified in Regulation Section 1860.17 and a complete Fund Release Request (Form SAB 70-02).

With the exception of School Districts receiving Financial Hardship funding, a portion of the School District's required matching share will be equal to a 25 percent District share and a 50 percent District share for New Construction OR a 25 percent District share and a 40 percent District share for Retrofit, pursuant to Regulation Sections 1860.11 and 1860.13.

Pursuant to Regulation Section 1860.19(b)(4), any savings, including interest, unexpended or unencumbered after one year from the completion of the project, as specified in Section 1860.18, must be returned to the State.

# EXEMPTION FOR INDEPENDENT STUDY FACILITIES

## PURPOSE OF REPORT

To present the Upland Unified School District's (District) request, as shown on the Attachment, for an exemption from the definition of "school buildings" for certain facilities used for independent study.

## DESCRIPTION

The District operates an independent study program at facilities that are not located at a regular school site and is requesting an exemption from the definition of "school building," as described in Education Code (EC) Section 17283, for the facility.

EC Section 17289 authorizes any school district or county office of education to request an exemption from the State Allocation Board (Board) for a building or structure or portion of a building or structure used for independent study from the definition of "school buildings." These buildings do not have to meet the Field Act requirements but must comply with local health and safety standards.

The District has certified that it has satisfied the legal requirements under EC Section 17289 for the exemption.

## AUTHORITY

EC Section 17283 states: "School building" as used in this article means and includes any building used, or designed to be used, for elementary or secondary school purposes and constructed, reconstructed, altered, or added to, by the state or any city or city and county, or by any political subdivision or by any school district of any kind within the state, or by any regional occupational center or program created by or authorized to act by an agreement under joint exercise of power, or by the United States government, or any agency thereof."

EC Section 17289 states: "In order to provide alternative, community-based educational opportunities through independent study, any school district or county office of education may request an exemption from the State Allocation Board for a building or structure, or portion of a building or structure, from the definition of "school buildings" within the meaning of Section 17283. The exemptions may be granted for no longer than two years and exemptions are renewable. An exemption may only be granted if the school district or county office of education demonstrates to the satisfaction of the State Allocation Board all of the following:

- a) The building or structure, or portion of building or structure, satisfies all of the following:
  - i) It is not located on a regular school site.
  - ii) It complies with all applicable local building standards and all relevant local health and safety standards in the community in which it is located.
  - iii) It is used for independent study.

**AUTHORITY (cont.)**

- iv) It serves fewer than 25 pupils enrolled in kindergarten or any of the grades 1 to 12, inclusive, at any one time in the building or structure, or in a portion of a building or structure where the remainder of the building or structure is not used for instructional purposes.
- b) The use of the building or structure is critical to providing an effective alternative, community-based program.
- c) The use of other buildings or structures that would meet seismic safety standards for school facilities are not practical.”

**STAFF ANALYSIS/STATEMENTS**

The District has provided certification that it has met the criteria as stated in EC Section 17289. An exemption has been requested for one year.

**RECOMMENDATION**

Approve the District’s request for an exemption from the definition of "school buildings" for the site listed on the Attachment from July 1, 2026, to June 30, 2027.

**ATTACHMENT**

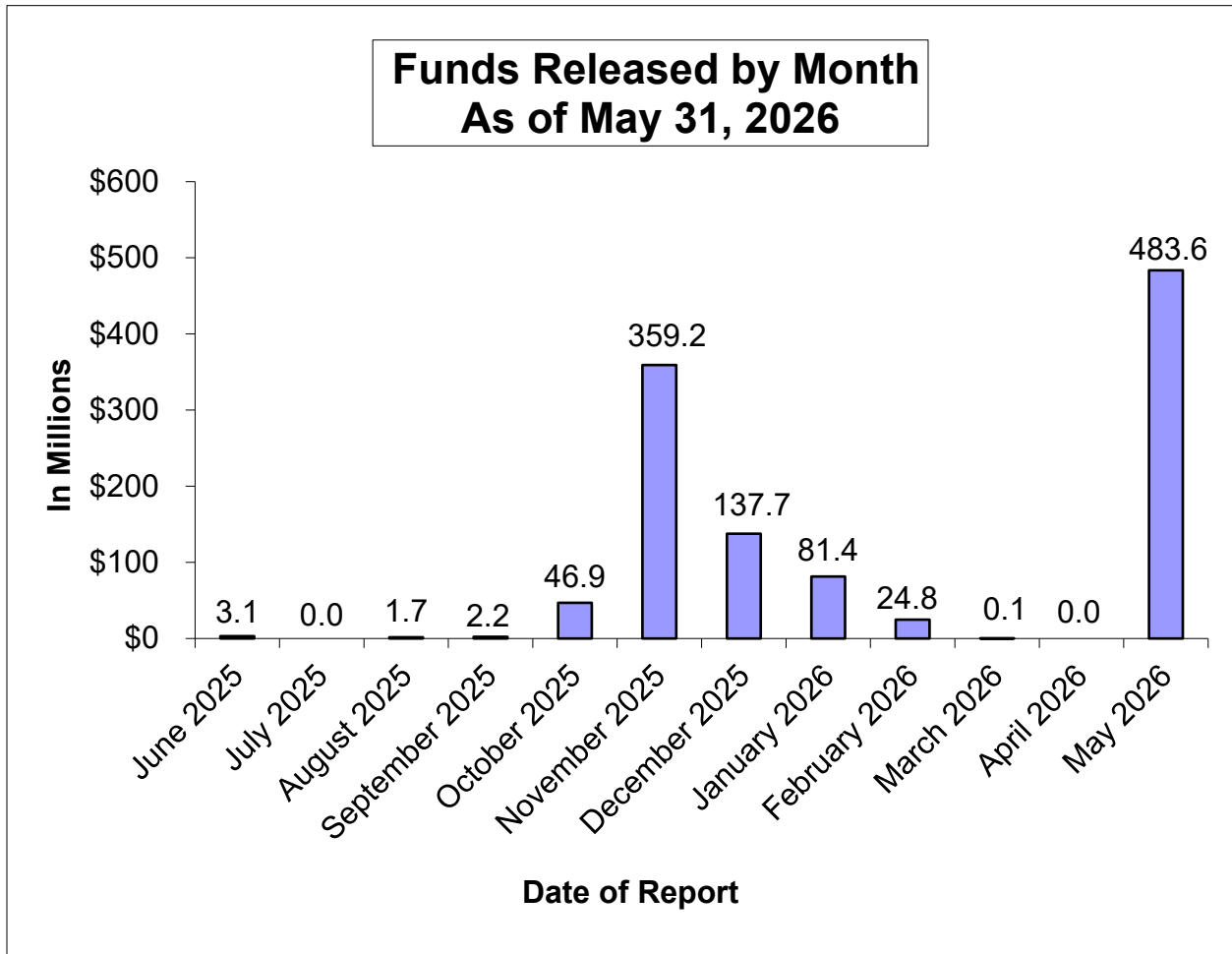
**EXEMPTION FOR INDEPENDENT STUDY FACILITIES**

Upland Unified School District/San Bernardino County  
91/75069-00-000

<b>Site</b>	<b>ID Number</b>
296 5 <sup>th</sup> Ave. Upland, CA 91786	36-75069-0000000

# Financial Reports

## SCHOOL FACILITY PROGRAM STATUS OF FUND RELEASES



**SCHOOL FACILITY PROGRAM**  
Available Funds (in Millions) As of June 24, 2026

Prop. 2 - \$8.5 Billion - November 2024									
Program	Original Bond Allocation	Remaining Bond Authority as of May 20, 2026	Estimated Approvals for June 24, 2026	Special Items/PIF	Remaining Bond Authority as of June 24, 2026 (excludes Unfunded Approvals)	Accumulated Unfunded Approvals as of May 20, 2026	Estimated Unfunded Approvals for June 24, 2026	Special Items/PIF	Remaining Bond Authority as of June 24, 2026 (includes Unfunded Approvals)
<b>New Construction</b>	\$2,970.0	\$2,447.8			\$2,447.8	-\$230.9	-\$1.0		\$2,215.9
<i>Small School District</i>	330.0	330.0			330.0				330.0
<b>Modernization</b>	3,485.0	2,605.2			2,605.2	-381.5	-90.5		2,133.2
<i>Small School District</i>	400.0	400.0			400.0				400.0
<i>Lead in Water Remediation</i>	115.0	115.0			115.0				115.0
<b>Career Technical Education</b>	600.0	594.3			594.3				594.3
<b>Charter School</b>	600.0	594.3			594.3				594.3
<b>SUBTOTAL</b>	<b>\$8,500.0</b>	<b>\$7,086.6</b>	<b>\$0.0</b>	<b>\$0.0</b>	<b>\$7,086.6<sup>A</sup></b>	<b>-\$612.4</b>	<b>-\$91.5</b>	<b>\$0.0</b>	<b>\$6,382.7</b>
AB 181 - Leroy F. Greene School Facilities Act of 1998									
Program	Original Bond Allocation	Remaining Bond Authority as of May 20, 2026	Estimated Approvals for June 24, 2026	Special Items/PIF	Remaining Bond Authority as of June 24, 2026 (excludes Unfunded Approvals)	Accumulated Unfunded Approvals as of May 20, 2026	Estimated Unfunded Approvals for June 24, 2026	Special Items/PIF	Remaining Bond Authority as of June 24, 2026 (includes Unfunded Approvals)
General Fund FY 22/23	\$1,300.0	\$0.8			\$0.8				\$0.8
General Fund FY 23/24	1,960.5	0.0			0.0				0.0
<b>SUBTOTAL</b>	<b>\$3,260.5</b>	<b>\$0.8</b>	<b>\$0.0</b>	<b>\$0.0</b>	<b>\$0.8<sup>A</sup></b>	<b>\$0.0</b>	<b>\$0.0</b>	<b>\$0.0</b>	<b>\$0.8</b>
Prop. 51 - \$7 Billion - November 2016; General Fund - \$250 million - 2021/2022									
Program	Original Bond Allocation <sup>A</sup>	Remaining Bond Authority as of May 20, 2026	Estimated Approvals for June 24, 2026	Special Items/PIF	Remaining Bond Authority as of June 24, 2026 (excludes Unfunded Approvals)	Accumulated Unfunded Approvals as of May 20, 2026	Estimated Unfunded Approvals for June 24, 2026	Special Items/PIF	Remaining Bond Authority as of June 24, 2026 (includes Unfunded Approvals)
<b>New Construction</b>	\$3,000.0	\$2.9			\$2.9	-\$2.6			\$0.3 <sup>B</sup>
<b>Modernization</b>	3,000.0	5.5			5.5	-5.1			0.4 <sup>B</sup>
<b>Career Technical Education</b>	500.0	12.0			12.0				12.0
<b>Charter School</b>	500.0	75.8			75.8	-60.2			15.6
General Fund FY 21/22	250.0	1.0			1.0				1.0 <sup>B</sup>
<b>SUBTOTAL</b>	<b>\$7,250.0</b>	<b>\$97.2</b>	<b>\$0.0</b>	<b>\$0.0</b>	<b>\$97.2<sup>A</sup></b>	<b>-\$67.9</b>	<b>\$0.0</b>	<b>\$0.0</b>	<b>\$29.3</b>
<b>TOTAL PAGE 1</b>	<b>19,010.5</b>	<b>7,184.6</b>	<b>0.0</b>	<b>0.0</b>	<b>7,184.6<sup>A</sup></b>	<b>-\$680.3</b>	<b>-91.5</b>	<b>0.0</b>	<b>6,412.8</b>

A. Balance of bonding authority excludes unfunded approvals.

B. Total authority is not available at this time due to outstanding accounts receivable. Proposition 51 \$3,594 for New Construction, \$296,516 for Modernization, and \$1,022,824 for General Fund FY 21/22.

**SCHOOL FACILITY PROGRAM**  
Available Funds (in Millions) As of June 24, 2026

Prop. 1D - \$7.3 Billion - November 2006									
Program	Original Bond Allocation A	Remaining Bond Authority as of May 20, 2026	Estimated Approvals for June 24, 2026	Special Items/PIF	Remaining Bond Authority as of June 24, 2026 (excludes Unfunded Approvals)	Accumulated Unfunded Approvals as of May 20, 2026	Estimated Unfunded Approvals for June 24, 2026	Special Items/PIF	Remaining Bond Authority as of June 24, 2026 (includes Unfunded Approvals)
New Construction	\$1,900.0	\$0.0			\$0.0				\$0.0
Seismic Repair		0.1			0.1				0.1
Modernization	3,300.0	0.0			0.0				0.0
Career Technical Education	500.0	0.1			0.1				0.1
High Performance Schools	100.0	0.0			0.0				0.0
Overcrowding Relief	1,000.0	6.4			6.4				6.4
Charter School	500.0	60.4			60.4	-\$43.0			17.4
Joint Use	57.5 <sup>B</sup>	0.0			0.0				0.0
<b>SUBTOTAL</b>	<b>\$7,357.5</b>	<b>\$67.0</b>	<b>\$0.0</b>	<b>\$0.0</b>	<b>\$67.0</b> <sup>A</sup>	<b>-\$43.0</b>	<b>\$0.0</b>	<b>\$0.0</b>	<b>\$24.0</b>
Prop. 55 - \$10 Billion - March 2004									
Program	Original Bond Allocation A	Remaining Bond Authority as of May 20, 2026	Estimated Approvals for June 24, 2026	Special Items/PIF	Remaining Bond Authority as of June 24, 2026 (excludes Unfunded Approvals)	Accumulated Unfunded Approvals as of May 20, 2026	Estimated Unfunded Approvals for June 24, 2026	Special Items/PIF	Remaining Bond Authority as of June 24, 2026 (includes Unfunded Approvals)
New Construction	\$4,965.8 <sup>C,D</sup>	\$0.2			\$0.2	-\$0.2			\$0.0
Modernization	2,250.0	0.0			0.0				0.0
Critically Overcrowded Schools	2,440.0	0.0			0.0				0.0
Charter School	300.0	21.3			21.3	-15.2			6.1
Joint Use	66.7 <sup>E</sup>	0.0			0.0				0.0
<b>SUBTOTAL</b>	<b>\$10,022.5</b>	<b>\$21.5</b>	<b>\$0.0</b>	<b>\$0.0</b>	<b>\$21.5</b> <sup>A</sup>	<b>-\$15.4</b>	<b>\$0.0</b>	<b>\$0.0</b>	<b>\$6.1</b>
Prop. 47 - \$11.4 Billion - November 2002									
Program	Original Bond Allocation	Remaining Bond Authority as of May 20, 2026	Estimated Approvals for June 24, 2026	Special Items/PIF	Remaining Bond Authority as of June 24, 2026 (excludes Unfunded Approvals)	Accumulated Unfunded Approvals as of May 20, 2026	Estimated Unfunded Approvals for June 24, 2026	Special Items/PIF	Remaining Bond Authority as of June 24, 2026 (includes Unfunded Approvals)
New Construction	\$6,250.0	\$0.0			\$0.0				\$0.0
Modernization	3,300.0	0.0			0.0				0.0
Critically Overcrowded Schools	1,700.0	0.0			0.0				0.0
Charter School	100.0	4.3			4.3	-\$1.0			3.3
Joint Use	50.0	0.0			0.0				0.0
<b>SUBTOTAL</b>	<b>\$11,400.0</b>	<b>\$4.3</b>	<b>\$0.0</b>	<b>\$0.0</b>	<b>\$4.3</b> <sup>A</sup>	<b>-\$1.0</b>	<b>\$0.0</b>	<b>\$0.0</b>	<b>\$3.3</b>
<b>TOTAL PAGE 2</b>	<b>28,780.0</b>	<b>92.8</b>	<b>0.0</b>	<b>0.0</b>	<b>92.8</b> <sup>A</sup>	<b>-59.4</b>	<b>0.0</b>	<b>0.0</b>	<b>33.4</b>

A. Balance of Bonding Authority Excludes Unfunded Approvals.

B. The original bond allocation of \$29 million augmented by \$21 million from Prior Bond Funds to Joint Use at the 06/27/07 SAB meeting and \$7.5 million at the 7/23/08 SAB meeting pursuant to Assembly Bill 127, Chapter 35, Statutes of 2006 (Perata/Nunez).

C. The original bond allocation of \$4,960,000,000 augmented by \$5,831,911 from Prior Bonds at the 10/6/2010 SAB meeting.

D. It includes the transfer of Critically Overcrowded School Facilities Program Funds to New Construction (transfers in Prop. 55 includes: \$268.8 million approved at the 1/25/2006 SAB meeting, \$318.3 million approved at the 9/23/2009 SAB meeting, \$225 million approved at the 8/4/2010 SAB meeting, \$211.7 million approved at the 12/15/2010 SAB meeting, \$145 million at the 4/25/2012 SAB meeting, \$30.4 million after the 3/20/2013 SAB meeting, and \$32.297 after the 3/26/2014 SAB meeting per SFP Regulation Sections 1859.154 (c)).

E. Original bond allocation of \$50,000,000 augmented by \$15,547,233 from the State School Building Aid Fund at the 2/28/2007 SAB meeting and by \$1,232,224 from Prior Bonds at the 10/6/2010 SAB meeting.

F. Total authority is not available at this time due to outstanding accounts receivable. Proposition 1D \$90,943 for Charter School, Proposition 55 \$750 for New Construction

**SCHOOL FACILITY PROGRAM**  
Available Funds (in Millions) As of June 24, 2026

Prop. 1A - \$6.7 Billion - November 1998									
Program	Original Bond Allocation	Remaining Bond Authority as of May 20, 2026	Estimated Approvals for June 24, 2026	Special Items/PIF	Remaining Bond Authority as of June 24, 2026 (excludes Unfunded Approvals)	Accumulated Unfunded Approvals as of May 20, 2026	Estimated Unfunded Approvals for June 24, 2026	Special Items/PIF	Remaining Bond Authority as of June 24, 2026 (includes Unfunded Approvals)
New Construction	\$2,900.0	\$0.0			\$0.0				\$0.0
Modernization	2,100.0	0.0			0.0				0.0
Hardship	1,000.0	0.0			0.0				0.0
Class Size Reduction	700.0	0.0			0.0				0.0
<b>SUBTOTAL</b>	<b>\$6,700.0</b>	<b>\$0.0</b>	<b>\$0.0</b>	<b>\$0.0</b>	<b>\$0.0</b> <sup>A</sup>	<b>\$0.0</b>	<b>\$0.0</b>	<b>\$0.0</b>	<b>\$0.0</b>
<b>TOTAL PAGE 3</b>	<b>\$6,700.0</b>	<b>\$0.0</b>	<b>\$0.0</b>	<b>\$0.0</b>	<b>\$0.0</b>	<b>\$0.0</b>	<b>\$0.0</b>	<b>\$0.0</b>	<b>\$0.0</b>
<b>TOTAL PAGE 2</b>	<b>\$28,780.0</b>	<b>\$92.8</b>	<b>\$0.0</b>	<b>\$0.0</b>	<b>\$92.8</b>	<b>-\$59.4</b>	<b>\$0.0</b>	<b>\$0.0</b>	<b>\$33.4</b>
<b>TOTAL PAGE 1</b>	<b>\$19,010.5</b>	<b>\$7,184.6</b>	<b>\$0.0</b>	<b>\$0.0</b>	<b>\$7,184.6</b>	<b>-\$680.3</b>	<b>-\$91.5</b>	<b>\$0.0</b>	<b>\$6,412.8</b>
<b>GRAND TOTAL</b>	<b>\$54,490.5</b>	<b>\$7,277.4</b>	<b>\$0.0</b>	<b>\$0.0</b>	<b>\$7,277.4</b>	<b>-\$739.7</b>	<b>-\$91.5</b>	<b>\$0.0</b>	<b>\$6,446.2</b>

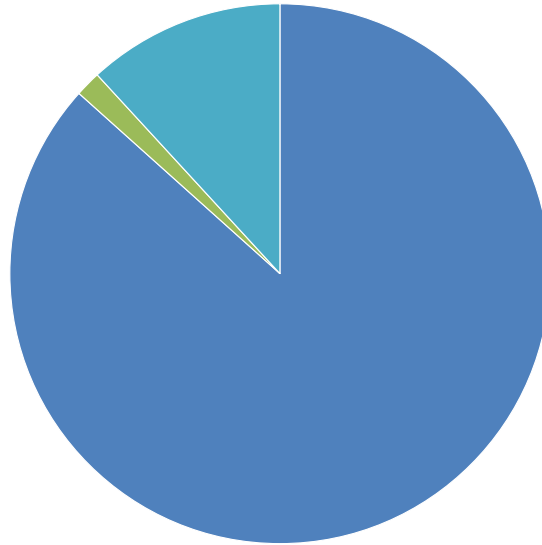
**California Preschool, Transitional and Full-Day Kindergarten Facilities Grant Program**

Program	Appropriation	Remaining Authority as of May 20, 2026	Estimated Approvals for June 24, 2026	Miscellaneous Adjustments for June 24, 2026	Remaining Authority as of June 24, 2026
Chapter 32, Statutes of 2018 (AB 1808) - Full-Day Kindergarten FY 18/19	\$97.2 <sup>B</sup>	\$0.0			\$0.0
Chapter 44, Statutes of 2021 (AB 130) California Preschool, Transitional and Full-Day Kindergarten FY 21-22	490.0	30.7	\$1.1		31.8
Chapter 52, Statutes of 2022 (AB 181) California Preschool, Transitional and Full-Day Kindergarten FY 22-23	100.0	3.4			3.4
<b>TOTAL</b>	<b>\$687.2</b>	<b>\$34.1</b>	<b>\$1.1</b>	<b>\$0.0</b>	<b>\$35.2</b>

A. Balance of Bonding Authority Excludes Unfunded Approvals.

B. Full-Day Kindergarten FY 18/19 Appropriation reduced by \$2.8 million for unallocated funds that were reverted back to the General Fund.

**AB 181, Proposition 2, 51, 1D, 55, 47, and 1A  
Bond Authority - \$54.491 billion  
(in millions of dollars)**



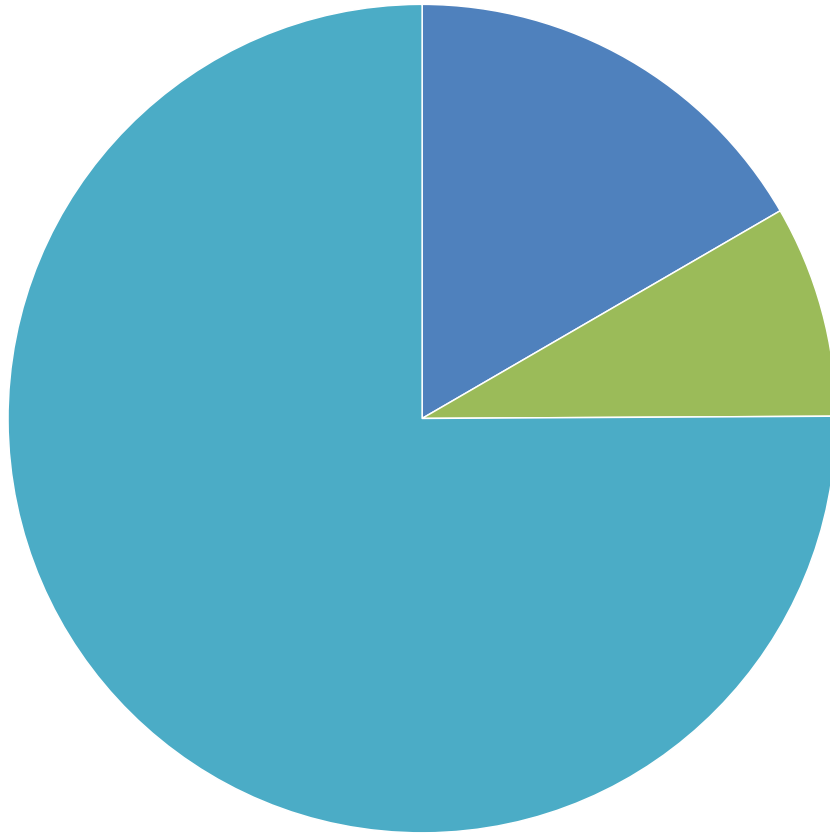
- AppORTioned\*\* \$47,213.1
- Unfunded Approvals \$831.2
- Remaining Bond Authority \$6,446.2

<b>AB 181, Proposition 2, 51, 1D, 55, 47, and 1A Totals</b>		
New Construction*	\$ 21,272.3	
<i>Seismic Repair</i>	\$ 199.4	
<i>NC Small School District</i>	\$ -	
Modernization	\$ 14,824.3	
<i>Mod Small School District</i>	\$ -	
<i>Lead in Water Remediation</i>	\$ -	
Hardship	\$ 1,000.0	
Class Size Reduction	\$ 700.0	
COS	\$ 2,203.1	
CTE	\$ 993.6	
HPI	\$ 100.0	
ORG	\$ 993.6	
Charter	\$ 1,243.9	
Joint Use	\$ 174.2	
General Fund FY 21/22	\$ 249.0	
General Fund FY 22/23	\$ 1,299.2	
General Fund FY 23/24	\$ 1,960.5	
<b>Apportioned**</b>	<b>\$ 47,213.1</b>	<b>86.6%</b>
New Construction	\$ 234.7	
<i>Seismic Repair</i>	\$ -	
<i>NC Small School District</i>	\$ -	
Modernization	\$ 477.1	
<i>Mod Small School District</i>	\$ -	
<i>Lead in Water Remediation</i>	\$ -	
Hardship	\$ -	
Class Size Reduction	\$ -	
COS	\$ -	
CTE	\$ -	
HPI	\$ -	
ORG	\$ -	
Charter	\$ 119.4	
Joint Use	\$ -	
General Fund FY 21/22	\$ -	
General Fund FY 22/23	\$ -	
General Fund FY 23/24	\$ -	
<b>Unfunded Approvals</b>	<b>\$ 831.2</b>	<b>1.5%</b>
New Construction	\$ 2,216.2	
<i>Seismic Repair</i>	\$ 0.1	
<i>NC Small School District</i>	\$ 330.0	
Modernization	\$ 2,133.6	
<i>Mod Small School District</i>	\$ 400.0	
<i>Lead in Water Remediation</i>	\$ 115.0	
Hardship	\$ -	
Class Size Reduction	\$ -	
COS	\$ -	
CTE	\$ 606.4	
HPI	\$ -	
ORG	\$ 6.4	
Charter	\$ 636.7	
Joint Use	\$ -	
General Fund FY 21/22	\$ 1.0	
General Fund FY 22/23	\$ 0.8	
General Fund FY 23/24	\$ -	
<b>Remaining Bond Authority</b>	<b>\$ 6,446.2</b>	<b>11.8%</b>
<b>Grand Total</b>	<b>\$ 54,491</b>	<b>100.0%</b>

\*Includes Energy Efficiency, Small High Schools, Seismic Repair, and the transfer of Critically Overcrowded School Facilities Program Funds to New Construction (\$700 million and \$68.1 million from Prop. 47; \$268.8 million, \$318.3 million, \$225 million, \$211.7 million, \$145 million, and \$30.4 million from Prop. 55). Also, Prop 55 includes \$5.8 million from the Lease Purchase Program on October 6, 2010.

\*\* Apportioned amount includes funding allocated for administrative costs of the program.

**Proposition 2  
Bond Authority - \$8.500 billion  
(in millions of dollars)**

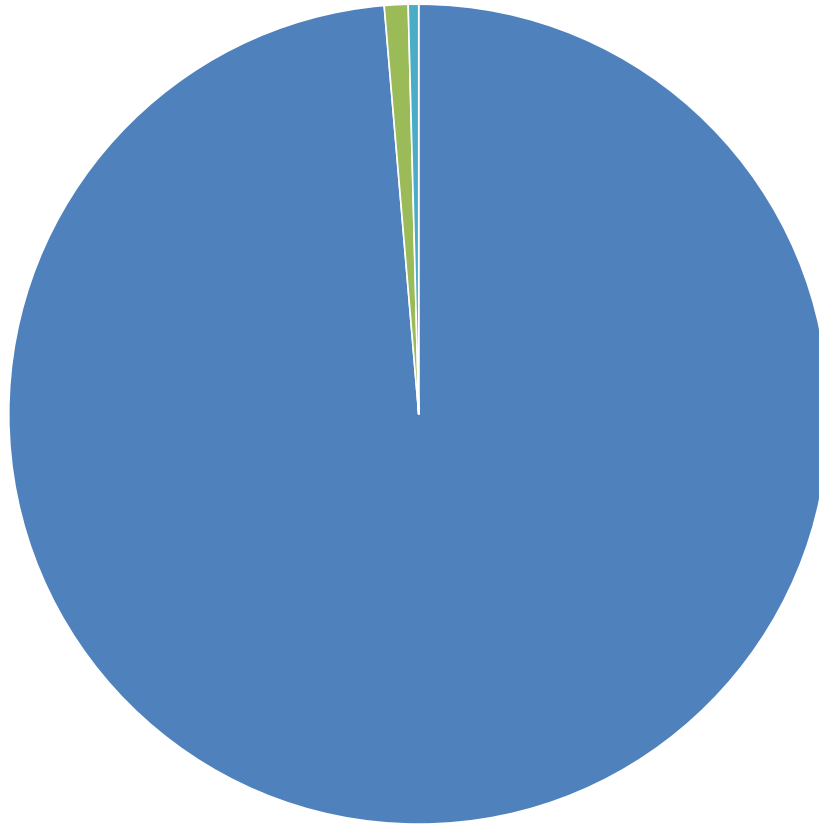


- Apportioned\* \$1,413.4
- Unfunded Approvals \$703.9
- Remaining Bond Authority \$6,382.7

\* Apportioned amount includes funding allocated for administrative costs of the program.

Proposition 2 Totals		
New Construction	\$ 522.2	
<i>Small School District</i>	\$ -	
Modernization	\$ 879.8	
<i>Small School District</i>	\$ -	
<i>Lead in Water Remediation</i>	\$ -	
CTE	\$ 5.7	
Charter	\$ 5.7	
<b>Apportioned*</b>	<b>\$ 1,413.4</b>	<b>16.6%</b>
New Construction	\$ 231.9	
<i>Small School District</i>	\$ -	
Modernization	\$ 472.0	
<i>Small School District</i>	\$ -	
<i>Lead in Water Remediation</i>	\$ -	
CTE	\$ -	
Charter	\$ -	
<b>Unfunded Approvals</b>	<b>\$ 703.9</b>	<b>8.3%</b>
New Construction	\$ 2,215.9	
<i>Small School District</i>	\$ 330.0	
Modernization	\$ 2,133.2	
<i>Small School District</i>	\$ 400.0	
<i>Lead in Water Remediation</i>	\$ 115.0	
CTE	\$ 594.3	
Charter	\$ 594.3	
<b>Remaining Bond Authority</b>	<b>\$ 6,382.7</b>	<b>75.1%</b>
<b>Grand Total</b>	<b>\$ 8,500</b>	<b>100.0%</b>

**Proposition 51  
Bond Authority - \$7.250 billion  
(in millions of dollars)**

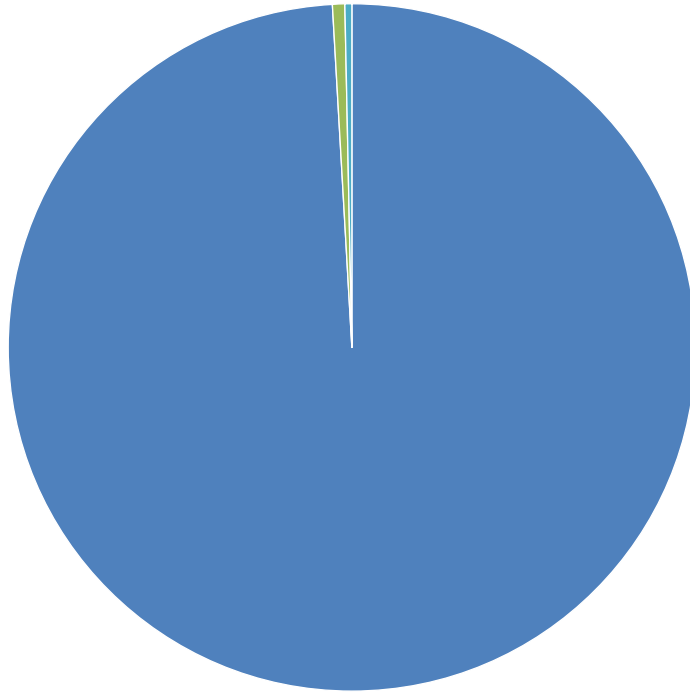


Proposition 51 Totals		
New Construction	\$ 2,997.1	
Modernization	\$ 2,994.5	
CTE	\$ 488.0	
Charter	\$ 424.2	
General Fund FY 21/22	\$ 249.0	
<b>AppORTIONED*</b>	<b>\$ 7,152.8</b>	<b>98.7%</b>
New Construction	\$ 2.6	
Modernization	\$ 5.1	
CTE	\$ -	
Charter	\$ 60.2	
General Fund FY 21/22	\$ -	
<b>Unfunded Approvals</b>	<b>\$ 67.9</b>	<b>0.9%</b>
New Construction	\$ 0.3	
Modernization	\$ 0.4	
CTE	\$ 12.0	
Charter	\$ 15.6	
General Fund FY 21/22	\$ 1.0	
<b>Remaining Bond Authority</b>	<b>\$ 29.3</b>	<b>0.4%</b>
<b>Grand Total</b>	<b>\$ 7,250</b>	<b>100.0%</b>

- AppORTIONED\* \$7,152.8
- Unfunded Approvals \$67.9
- Remaining Bond Authority \$29.3

\* AppORTIONED amount includes funding allocated for administrative costs of the program.

**Proposition 1D  
Bond Authority - \$7.358 billion  
(in millions of dollars)**

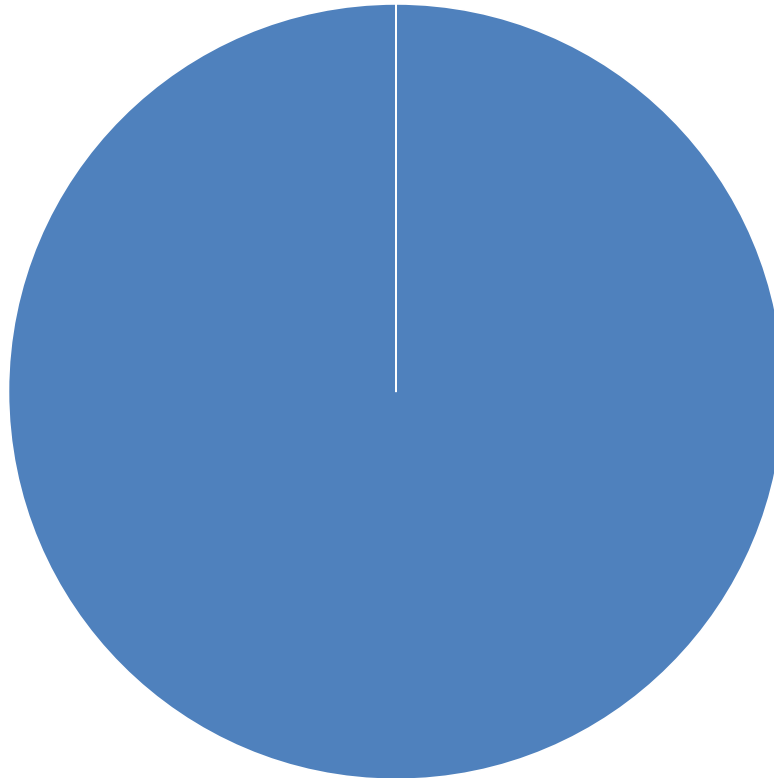


- AppORTIONED\* \$7,290.5
- Unfunded Approvals \$43.0
- Remaining Bond Authority \$24.0

\* AppORTIONED amount includes funding allocated for administrative costs of the program.

Proposition 1D Totals		
New Construction	\$ 1,700.5	
<i>Seismic Repair</i>	\$ 199.4	
Modernization	\$ 3,300.0	
CTE	\$ 499.9	
HPI	\$ 100.0	
ORG	\$ 993.6	
Charter	\$ 439.6	
Joint Use	\$ 57.5	
<b>Apportioned*</b>	<b>\$ 7,290.5</b>	<b>99.1%</b>
New Construction	\$ -	
<i>Seismic Repair</i>	\$ -	
Modernization	\$ -	
CTE	\$ -	
HPI	\$ -	
ORG	\$ -	
Charter	\$ 43.0	
Joint Use	\$ -	
<b>Unfunded Approvals</b>	<b>\$ 43.0</b>	<b>0.6%</b>
New Construction	\$ -	
<i>Seismic Repair</i>	\$ 0.1	
Modernization	\$ -	
CTE	\$ 0.1	
HPI	\$ -	
ORG	\$ 6.4	
Charter	\$ 17.4	
Joint Use	\$ -	
<b>Remaining Bond Authority</b>	<b>\$ 24.0</b>	<b>0.3%</b>
<b>Grand Total</b>	<b>\$ 7,358</b>	<b>100.0%</b>

**Proposition 55  
Bond Authority - \$10.023 billion  
(in millions of dollars)**

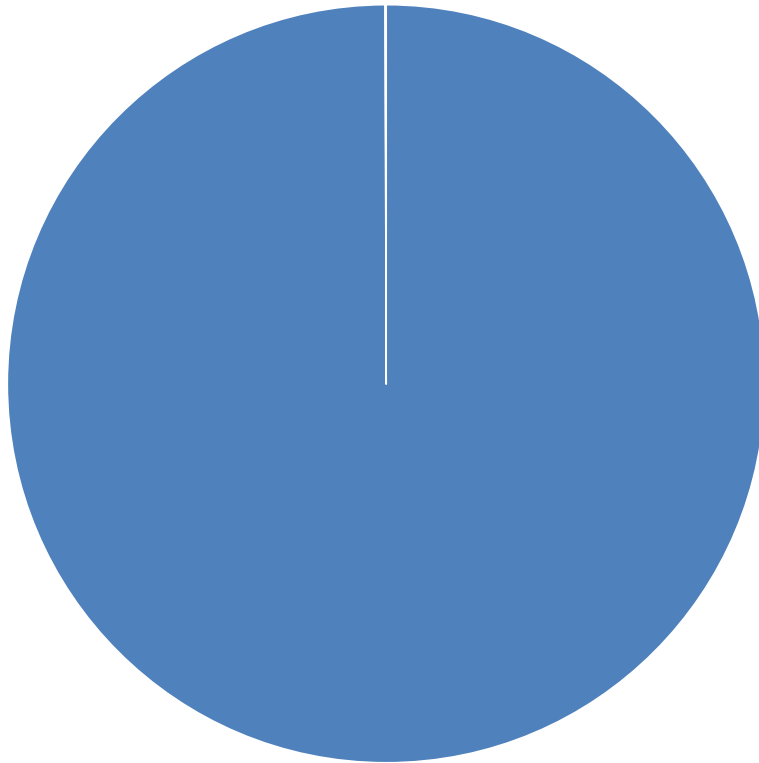


- AppORTIONED\* \$10,001.0
- Unfunded Approvals \$15.4
- Remaining Bond Authority \$6.1

\* AppORTIONED amount includes funding allocated for administrative costs of the program.

Proposition 55 Totals		
New Construction	\$ 6,134.4	
Modernization	\$ 2,250.0	
COS	\$ 1,271.2	
Charter	\$ 278.7	
Joint Use	\$ 66.7	
<b>AppORTIONED*</b>	<b>\$ 10,001.0</b>	<b>99.8%</b>
New Construction	\$ 0.2	
Modernization	\$ -	
COS	\$ -	
Charter	\$ 15.2	
Joint Use	\$ -	
<b>Unfunded Approvals</b>	<b>\$ 15.4</b>	<b>0.2%</b>
New Construction	\$ -	
Modernization	\$ -	
COS	\$ -	
Charter	\$ 6.1	
Joint Use	\$ -	
<b>Remaining Bond Authority</b>	<b>\$ 6.1</b>	<b>0.1%</b>
<b>Grand Total</b>	<b>\$ 10,023</b>	<b>100.0%</b>

**Proposition 47  
Bond Authority - \$11.400 billion  
(in millions of dollars )**



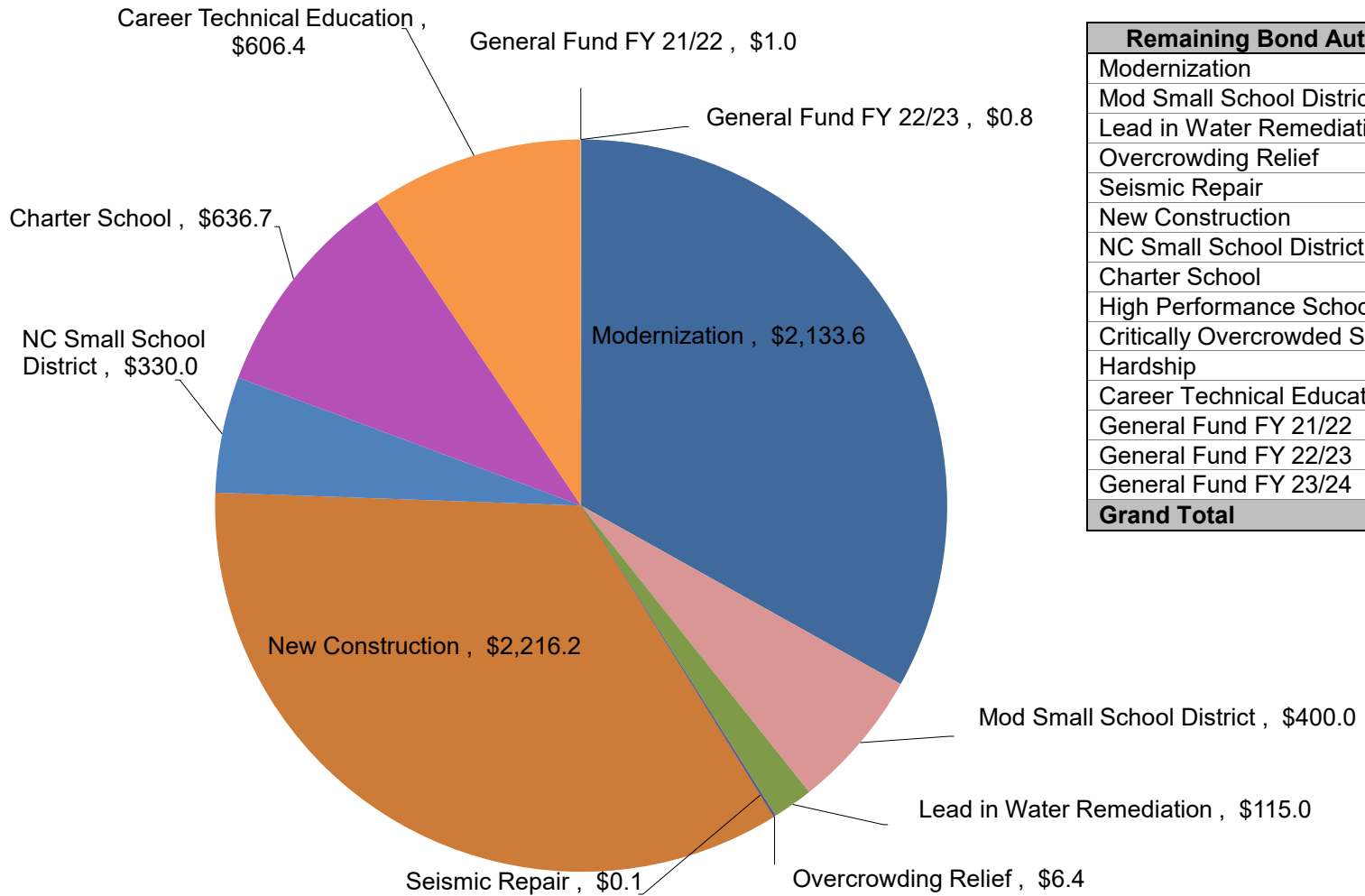
- Apportioned\* \$11,395.7
- Unfunded Approvals \$1.0
- Remaining Bond Authority \$3.3

\* Apportioned amount includes funding allocated for administrative costs of the program.

Proposition 47 Totals		
New Construction	\$ 7,018.1	
Modernization	\$ 3,300.0	
COS	\$ 931.9	
Charter	\$ 95.7	
Joint Use	\$ 50.0	
<b>Apportioned*</b>	<b>\$ 11,395.7</b>	<b>100.0%</b>
New Construction	\$ -	
Modernization	\$ -	
COS	\$ -	
Charter	\$ 1.0	
Joint Use	\$ -	
<b>Unfunded Approvals</b>	<b>\$ 1.0</b>	<b>0.0%</b>
New Construction	\$ -	
Modernization	\$ -	
COS	\$ -	
Charter	\$ 3.3	
Joint Use	\$ -	
<b>Remaining Bond Authority</b>	<b>\$ 3.3</b>	<b>0.0%</b>
<b>Grand Total</b>	<b>\$ 11,400</b>	<b>100.0%</b>

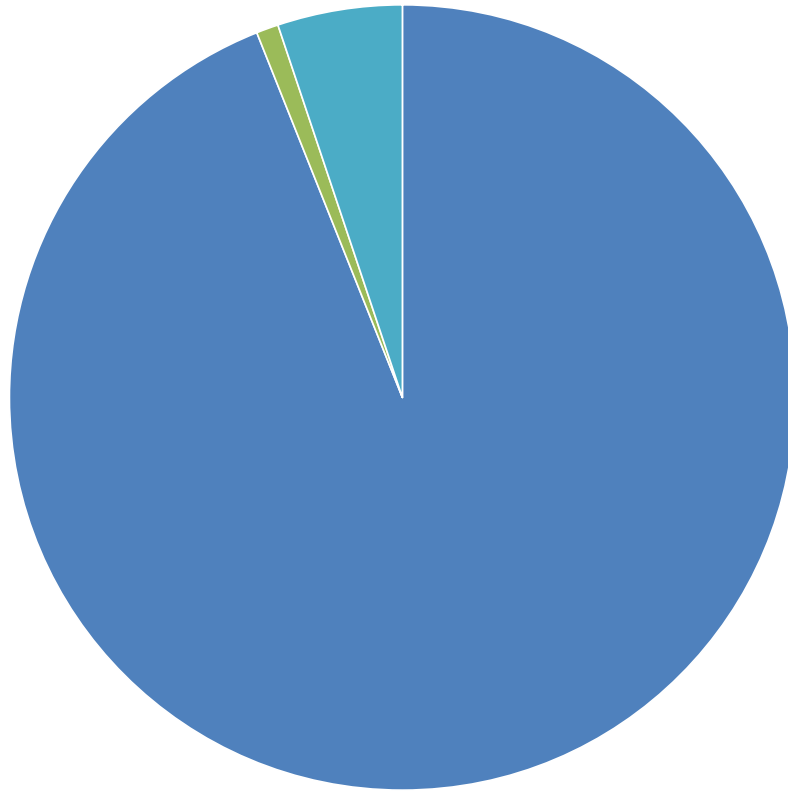
# Remaining Bond Authority - \$6,446.2 million

(by program, in millions)  
As of June 24, 2026 SAB



Remaining Bond Authority (in millions)	
Modernization	\$ 2,133.6
Mod Small School District	\$ 400.0
Lead in Water Remediation	\$ 115.0
Overcrowding Relief	\$ 6.4
Seismic Repair	\$ 0.1
New Construction	\$ 2,216.2
NC Small School District	\$ 330.0
Charter School	\$ 636.7
High Performance Schools	\$ -
Critically Overcrowded Schools	\$ -
Hardship	\$ -
Career Technical Education	\$ 606.4
General Fund FY 21/22	\$ 1.0
General Fund FY 22/23	\$ 0.8
General Fund FY 23/24	\$ -
<b>Grand Total</b>	<b>\$ 6,446.2</b>

**California Preschool, Transitional and Full-Day Kindergarten Facilities  
Grant Program - \$687.2 million  
(in millions of dollars )**

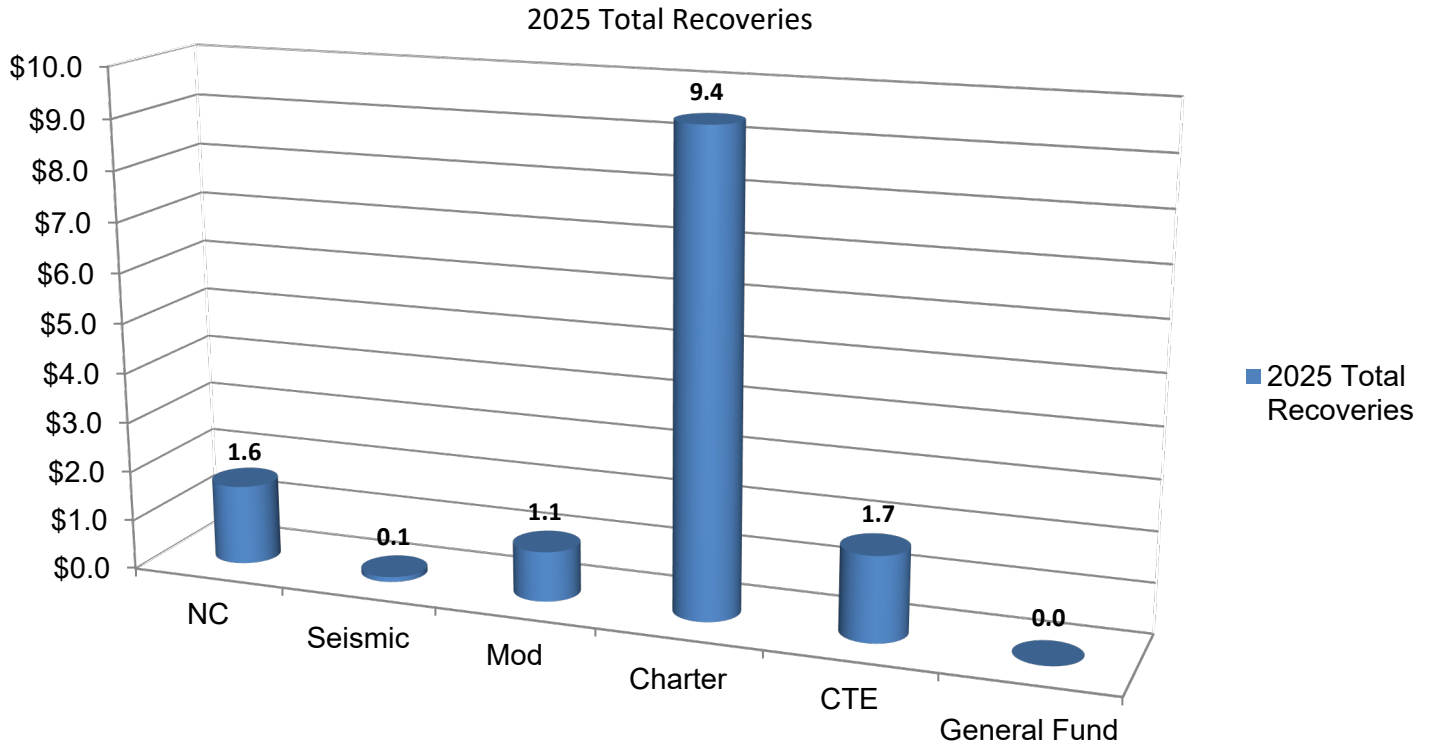


- AppORTioned \$645.7
- Administrative Costs \$6.3
- Remaining Authority \$35.2

California Preschool, Transitional and Full-Day Kindergarten Facilities Grant Program Totals		
FY 2018/2019	\$	96.7
FY 2021/2022	\$	454.9
FY 2022/2023	\$	94.1
<b>AppORTioned</b>	<b>\$</b>	<b>645.7</b>
		<b>94.0%</b>
FY 2018/2019	\$	0.5
FY 2021/2022	\$	3.3
FY 2022/2023	\$	2.5
<b>Administrative Costs</b>	<b>\$</b>	<b>6.3</b>
		<b>0.9%</b>
FY 2018/2019	\$	-
FY 2021/2022	\$	31.8
FY 2022/2023	\$	3.4
<b>Remaining Authority</b>	<b>\$</b>	<b>35.2</b>
		<b>5.1%</b>
<b>Grand Total</b>	<b>\$</b>	<b>687.2</b>
		<b>100.0%</b>

# School Facility Program Fund Recoveries\* – 2025

(Totals represented in millions of dollars)



	2025 Totals**
<b>NC</b>	<b>\$1,562,379</b>
<b>Seismic</b>	<b>\$91,607</b>
<b>Modernization</b>	<b>\$1,082,110</b>
<b>Charter</b>	<b>\$9,390,107</b>
<b>CTE</b>	<b>\$1,712,589</b>
<b>General Fund</b>	<b>\$4,177</b>
<b>Total</b>	<b>\$13,842,969</b>

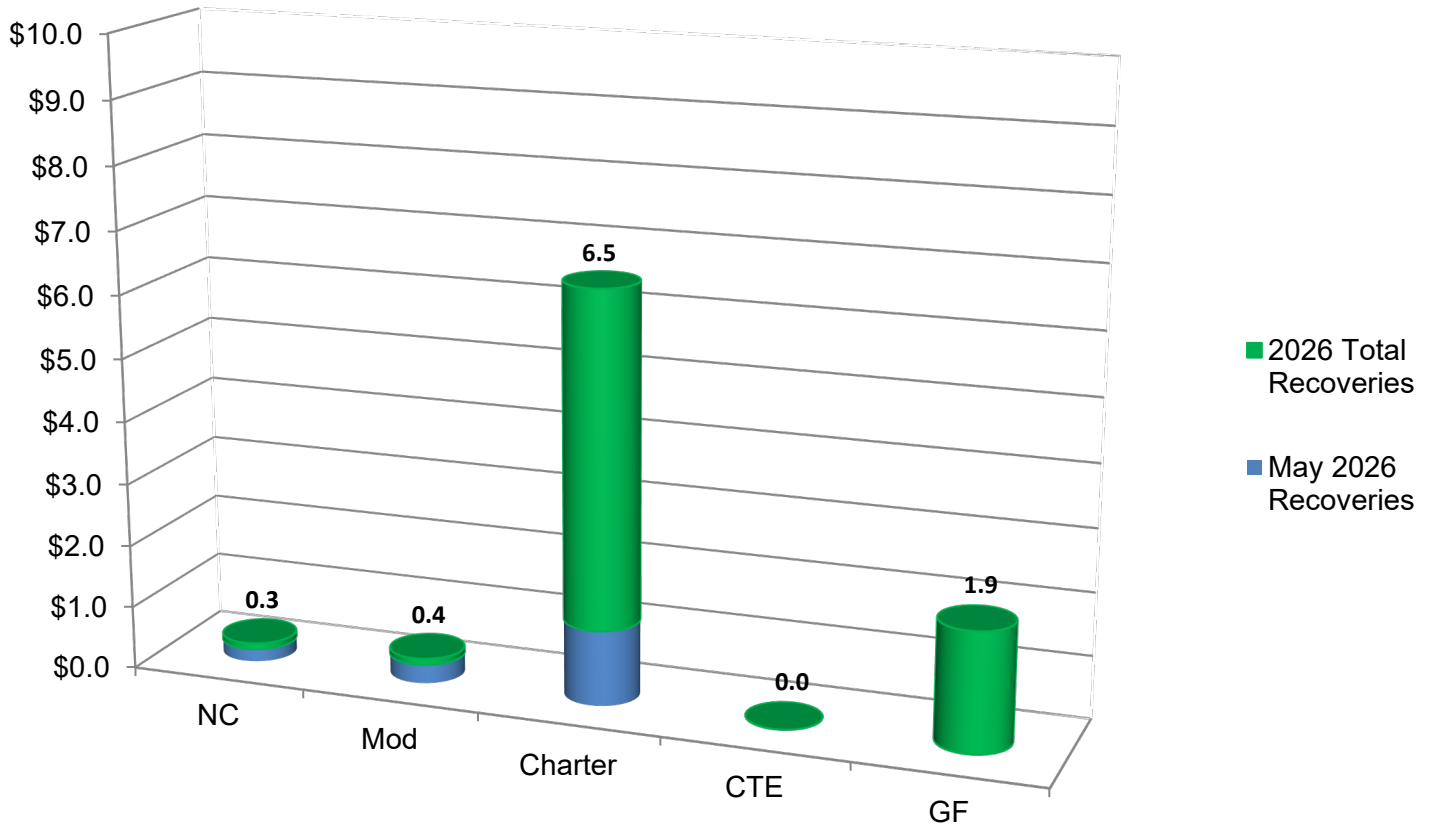
\*Includes bond proceeds returned (authority may not be available) to the program through reductions to cost incurred, close-outs, loan repayments, rescissions, and special education local plan area transfers.

\*\* 2025 Totals do not reflect any reallocation of authority. For current availability of bond authority, see Status of Funds.

# School Facility Program Fund Recoveries\*

## As of May 20, 2026

(Chart totals represented in millions of dollars)



(Amounts below are whole dollars)

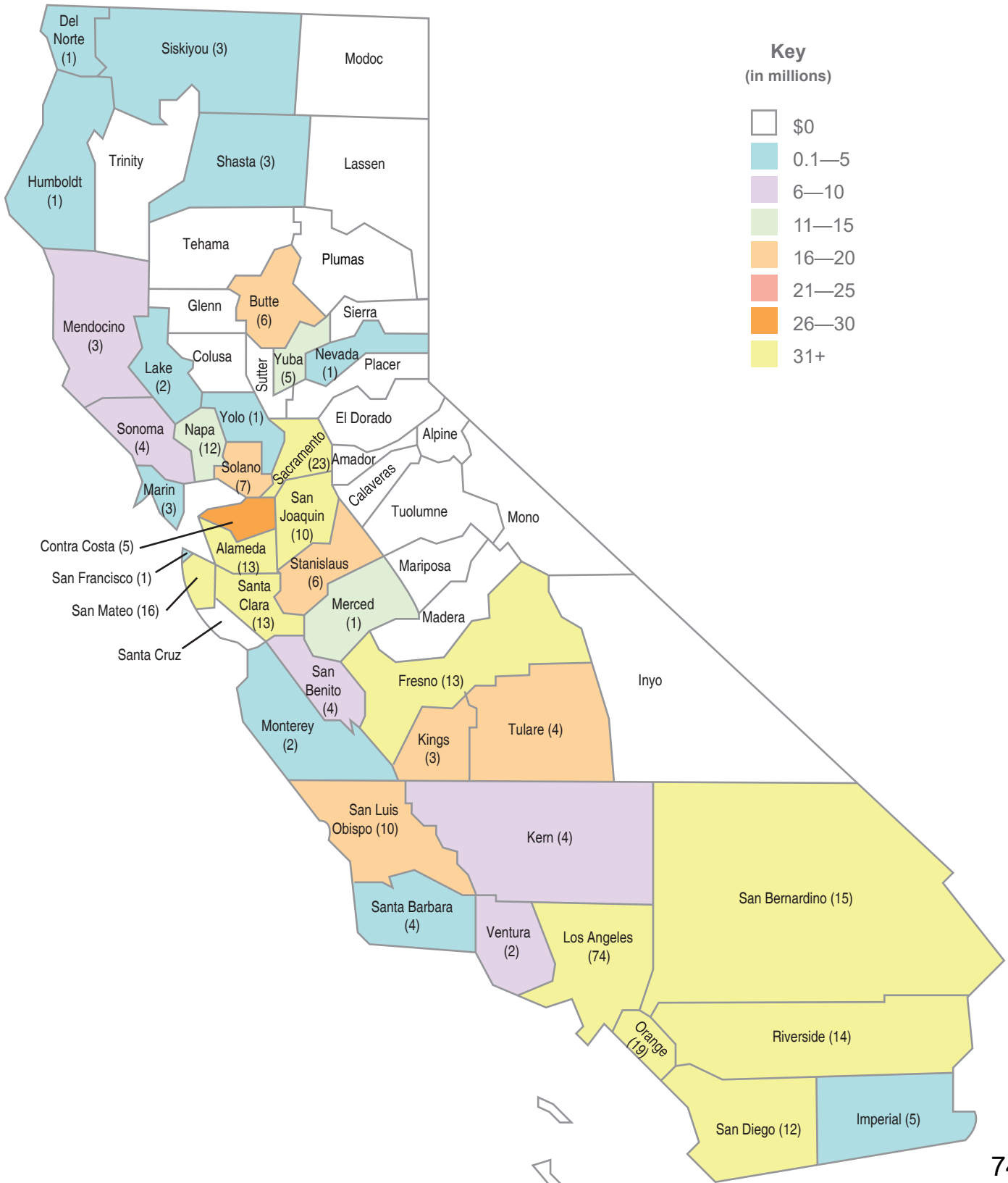
May 2026	1A	47	55	1D	51	General Fund	May Totals	2026 Totals**
NC	\$0	\$0	\$750	\$0	\$229,143	\$0	\$229,893	\$282,531
Modernization	\$0	\$0	\$0	\$0	\$280,622	\$0	\$280,622	\$383,694
Charter	\$0	\$240,628	\$217,515	\$340,798	\$356,496	\$0	\$1,155,437	\$6,470,848
CTE	\$0	\$0	\$0	\$0	\$0	\$0	\$0	\$0
General Fund	\$0	\$0	\$0	\$0	\$0	\$0	\$0	\$1,873,159
<b>Total</b>							<b>\$1,665,952</b>	<b>\$9,010,232</b>

\*Includes bond proceeds returned (authority may not be available) to the program through reductions to cost incurred, close-outs, loan repayments, rescissions, and special education local plan area transfers.

\*\* 2026 Totals do not reflect any reallocation of authority. For current availability of bond authority, see Status of Funds.

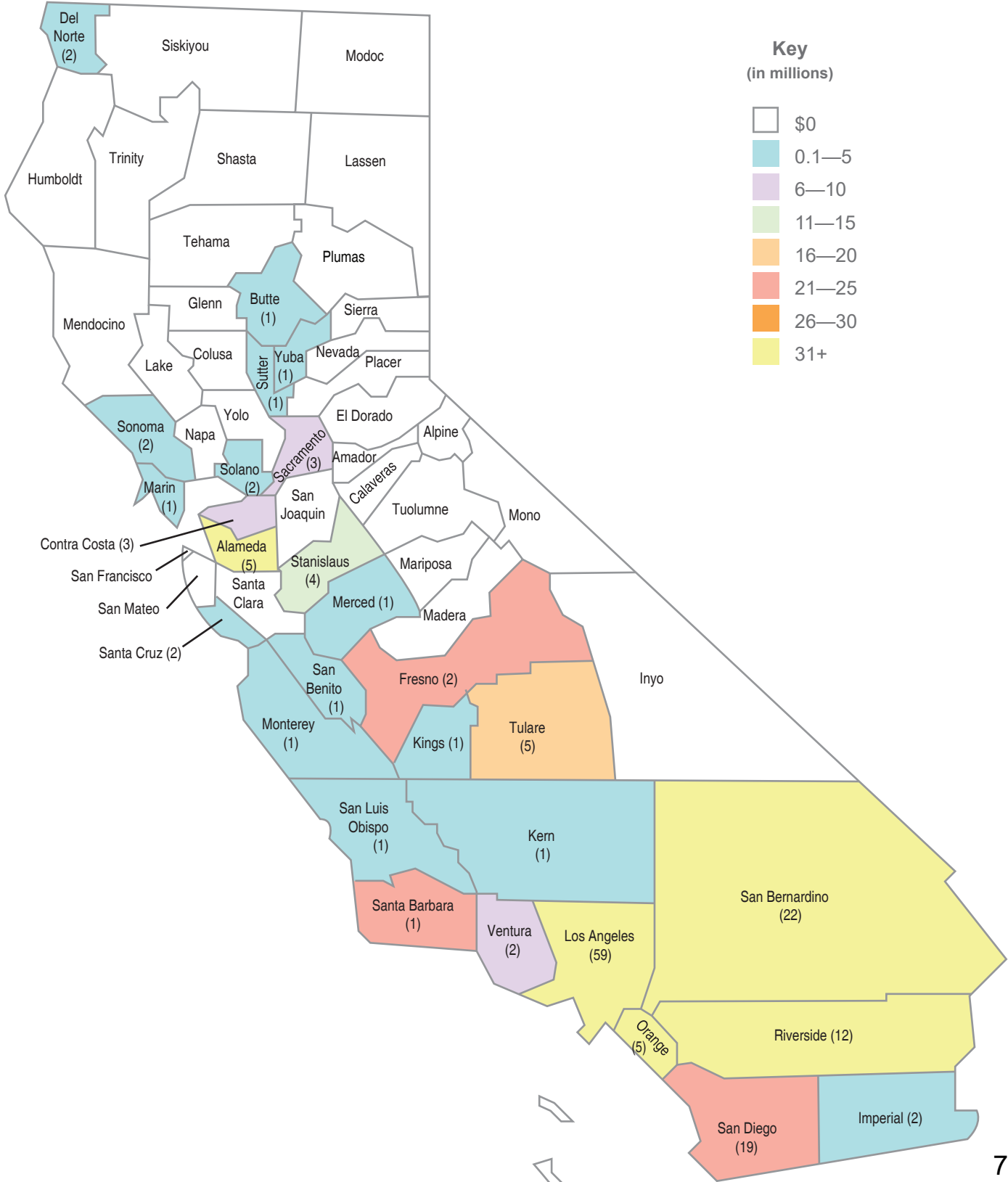
## School Facility Program Proposition 2 Apportionment by County

The graphic below displays the amount Apportioned (\$1.33 billion) for 325 School Facility Program projects from 135 school districts as of May 31, 2026. The data includes bond authority provided by Proposition 2.



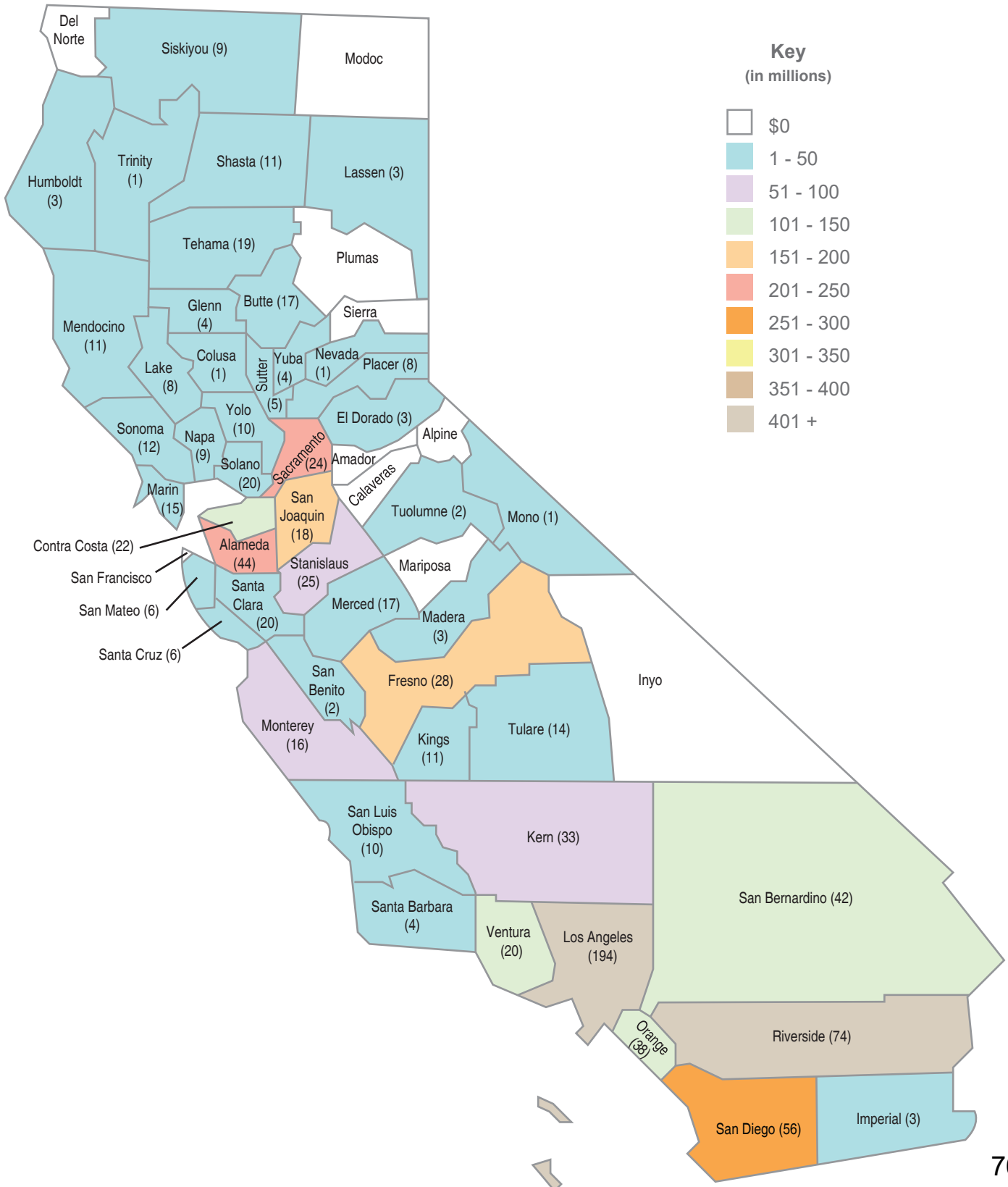
# School Facility Program Proposition 2 Unfunded Approvals by County

The graphic below displays the amount of Unfunded Approvals (\$612.4 million) for 162 School Facility Program projects from 62 school districts as of May 31, 2026. The data includes bond authority provided by Proposition 2.



## School Facility Program Proposition 2 Current Workload by County

The graphic below displays the Office of Public School Construction’s Workload List for New Construction and Modernization (\$3.51 billion) for 907 School Facility Program projects from 272 school districts as of May 31, 2026. Point-in-time, these projects were estimated to be awarded bond authority provided by Proposition 2.



**Proposition 2 Distribution  
As of 5/31/2026**

County	Apportioned		Unfunded		Workload List	
	Project Count	Dollar Amount	Project Count	Dollar Amount	Project Count	Dollar Amount
Alameda	13	\$ 31,432,489.00	5	\$ 74,029,548.44	44	\$ 248,954,010.00
Alpine	0	\$ -	0	\$ -	0	\$ -
Amador	0	\$ -	0	\$ -	0	\$ -
Butte	6	\$ 17,824,587.89	1	\$ 1,105,052.00	17	\$ 50,272,974.30
Calaveras	0	\$ -	0	\$ -	0	\$ -
Colusa	0	\$ -	0	\$ -	1	\$ 1,844,997.00
Contra Costa	5	\$ 28,896,516.00	3	\$ 9,598,426.00	22	\$ 120,423,021.08
Del Norte	1	\$ 5,185,218.00	2	\$ 1,543,769.00	0	\$ -
El Dorado	0	\$ -	0	\$ -	3	\$ 1,127,151.00
Fresno	13	\$ 56,702,885.00	2	\$ 21,630,696.56	28	\$ 172,921,988.28
Glenn	0	\$ -	0	\$ -	4	\$ 6,843,865.00
Humboldt	1	\$ 677,060.00	0	\$ -	3	\$ 4,759,414.00
Imperial	5	\$ 2,522,479.24	2	\$ 5,393,694.00	3	\$ 26,593,517.00
Inyo	0	\$ -	0	\$ -	0	\$ -
Kern	4	\$ 8,769,625.00	1	\$ 4,486,793.00	33	\$ 92,075,382.66
Kings	3	\$ 19,043,348.00	1	\$ 2,948,739.00	11	\$ 4,654,705.00
Lake	2	\$ 3,312,988.61	0	\$ -	8	\$ 13,987,147.00
Lassen	0	\$ -	0	\$ -	3	\$ 1,586,084.00
Los Angeles	74	\$ 363,386,032.67	59	\$ 214,578,964.00	194	\$ 675,571,250.00
Madera	0	\$ -	0	\$ -	3	\$ 29,083,371.00
Marin	3	\$ 1,881,785.00	1	\$ 1,141,698.00	15	\$ 21,399,894.00
Mariposa	0	\$ -	0	\$ -	0	\$ -
Mendocino	3	\$ 6,466,916.00	0	\$ -	11	\$ 15,545,991.00
Merced	1	\$ 13,467,600.66	1	\$ 3,655,493.00	17	\$ 31,388,896.78
Modoc	0	\$ -	0	\$ -	0	\$ -
Mono	0	\$ -	0	\$ -	1	\$ 321,989.00
Monterey	2	\$ 1,603,577.00	1	\$ 512,543.00	16	\$ 54,292,961.34
Napa	12	\$ 13,962,512.00	0	\$ -	9	\$ 24,405,429.00
Nevada	1	\$ 4,584,435.00	0	\$ -	1	\$ 1,380,148.00
Orange	19	\$ 48,957,568.00	5	\$ 69,055,888.48	38	\$ 140,614,274.00
Placer	0	\$ -	0	\$ -	8	\$ 38,428,985.00
Plumas	0	\$ -	0	\$ -	0	\$ -
Riverside	14	\$ 70,632,809.00	12	\$ 39,642,803.45	74	\$ 413,746,820.23
Sacramento	23	\$ 115,711,542.05	3	\$ 8,864,350.00	24	\$ 209,486,493.62
San Benito	4	\$ 7,650,083.00	1	\$ 2,742,629.00	2	\$ 20,611,937.00
San Bernardino	15	\$ 64,043,249.30	22	\$ 45,513,824.79	42	\$ 132,148,133.99
San Diego	12	\$ 75,545,532.73	19	\$ 24,771,915.72	56	\$ 285,154,009.99
San Francisco	1	\$ 5,668,600.00	0	\$ -	0	\$ -
San Joaquin	10	\$ 134,397,488.00	0	\$ -	18	\$ 176,903,351.00
San Luis Obispo	10	\$ 19,685,966.00	1	\$ 242,207.00	10	\$ 27,425,806.00
San Mateo	16	\$ 37,251,107.00	0	\$ -	6	\$ 23,135,998.00
Santa Barbara	4	\$ 3,213,850.88	1	\$ 24,724,354.00	4	\$ 5,942,317.00
Santa Clara	13	\$ 74,686,720.88	0	\$ -	20	\$ 47,980,892.00
Santa Cruz	0	\$ -	2	\$ 4,102,831.00	6	\$ 10,023,149.87
Shasta	3	\$ 4,897,675.00	0	\$ -	11	\$ 7,782,345.73
Sierra	0	\$ -	0	\$ -	0	\$ -
Siskiyou	3	\$ 5,853,619.63	0	\$ -	9	\$ 9,562,720.33
Solano	7	\$ 17,345,193.00	2	\$ 4,201,487.00	20	\$ 41,071,205.00
Sonoma	4	\$ 8,896,595.00	2	\$ 2,044,088.00	12	\$ 25,991,956.08
Stanislaus	6	\$ 17,237,413.00	4	\$ 15,447,966.92	25	\$ 58,046,151.99
Sutter	0	\$ -	1	\$ 115,897.17	5	\$ 7,978,548.00
Tehama	0	\$ -	0	\$ -	19	\$ 26,337,384.00
Trinity	0	\$ -	0	\$ -	1	\$ 2,527,093.33
Tulare	4	\$ 16,529,007.25	5	\$ 18,884,138.00	14	\$ 47,193,961.00
Tuolumne	0	\$ -	0	\$ -	2	\$ 497,958.00
Ventura	2	\$ 7,009,482.00	2	\$ 10,462,658.00	20	\$ 126,330,957.00
Yolo	1	\$ 1,532,969.00	0	\$ -	10	\$ 15,220,334.00
Yuba	5	\$ 11,023,491.00	1	\$ 931,347.83	4	\$ 11,489,048.67
<b>Total</b>	<b>325</b>	<b>\$ 1,327,490,016.79</b>	<b>162</b>	<b>\$ 612,373,802.36</b>	<b>907*</b>	<b>\$ 3,511,066,017.27*</b>

\* Project count and dollar amount include duplicate submittals

# Action Items

## ANNUAL ADJUSTMENT TO MAXIMUM LEVEL OF TOTAL BONDING CAPACITY FOR FINANCIAL HARDSHIP ASSISTANCE

### PURPOSE OF REPORT

To adopt the annual inflation adjustment for the maximum level of total bonding capacity allowable for a school district to be automatically deemed eligible for financial hardship assistance, which must be adjusted each fiscal year pursuant to Education Code (EC) Section 17075.15(d)(3)(B).

### DESCRIPTION

With the passage of the Kindergarten through Grade 12 Schools and Local Community College Public Education Facilities Modernization, Repair, and Safety Bond Act of 2024 (Proposition 2) by a majority of California's voters on November 5, 2024, statute was amended to increase the maximum level of total bonding capacity that a school district can have to be automatically deemed eligible for financial hardship assistance from \$5 million to \$15 million and to require that amount to be adjusted each fiscal year, starting with the 2026-27 fiscal year. The total bonding capacity must be adjusted by the inflation adjustment computed pursuant to EC Section 42238.02(d)(2), which is the cost-of-living adjustment (COLA) applied to the grade span adjusted base grants of the Local Control Funding Formula (LCFF). This item requests that the State Allocation Board (Board) make the first annual adjustment based on the 2026-27 LCFF COLA percentage as reported by the California Department of Finance.

### AUTHORITY

See Attachment A

### BACKGROUND

#### *Financial Hardship Program*

The Financial Hardship Program assists school districts and County Offices of Education (COE) that cannot provide their required local matching share for a School Facility Program (SFP) new construction or modernization project or their matching share for a California Preschool, Transitional Kindergarten and Full-Day Kindergarten Facilities Grant Program (CPTKFDKFGP) new construction or retrofit project. The SFP statutory authority for financial hardship assistance is EC Section 17075.15, and CPTKFDKFGP statute EC Section 17375(b)(2) refers to financial hardship requirements in EC Section 17075.15. The SFP and CPTKFDKFGP regulatory authorities for this program are found within SFP Regulation Section 1859.81 and CPTKFDKFGP Regulation Section 1859.14, respectively. Both sections outline the criteria for qualifying for financial hardship assistance.

Upon determination of financial hardship eligibility, the Office of Public School Construction (OPSC) then reviews school districts' financial records to determine the

BACKGROUND (cont.)

amount of available local funds that are available to contribute towards the required local matching share of a project, if any.

If a district meets the basic eligibility requirements outlined in the regulations, and available local funds are less than the district's required local matching share of a project, then the state will provide a financial hardship grant for the difference between the district's available local funds and the district's required local matching share. Financial hardship assistance can provide up to 100 percent of the required local matching share, in the event a district meets eligibility requirements and has no local funds available to contribute to the project.

*Proposition 2 – Financial Hardship Provisions*

Voter approval of Proposition 2 made statutory amendments to EC Section 17075.15 operative to increase the maximum level of total bonding capacity that a school district could have to be automatically deemed eligible for financial hardship assistance from \$5,000,000 to \$15,000,000. Following voter approval of Proposition 2, OPSC confirmed as part of an action item presented on December 3, 2024 that OPSC would apply the new threshold for financial hardship eligibility immediately to all applications requesting financial hardship assistance that were received on or after October 31, 2024, in accordance with the statutory changes. Regulatory amendments to conform to the statutory changes were subsequently approved by the Board on an emergency basis on March 26, 2025, and were approved by the Office of Administrative Law and became effective on June 20, 2025.

Additionally, Proposition 2 amended EC Section 17075.15 to require that, commencing with the 2026-27 fiscal year, the maximum level of total bonding capacity that a school district can have to be automatically deemed eligible for financial hardship assistance shall be adjusted each fiscal year by the inflation adjustment computed pursuant to EC Section 42238.02(d)(2), which relates to the statutory COLA adjustment applied to the grade span adjusted base grants of the LCFF.

The LCFF COLA percentage is based on a national price index published by the Bureau of Economic Analysis within the United States Department of Commerce that reflects the changes in the cost of goods and services purchased by state and local governments throughout the country. The LCFF COLA is set through the state's annual budget process. The percentage change of this adjustment is determined using the latest data available as of May 10 of the previous fiscal year, as reported by the California Department of Finance (DOF). DOF first reports a preliminary percentage in the Governor's Budget proposal each January and then reports an updated percentage in the May Revision to the Governor's Budget proposal.

**STAFF ANALYSIS/STATEMENTS**

The LCFF COLA for the 2026-27 fiscal year is 2.87 percent. Using this percentage, the updated maximum total bonding capacity allowable for a school district to be automatically deemed eligible for financial hardship assistance for the 2026-27 fiscal year, effective July 1, 2026, is \$15,430,500.

The following chart shows the total bonding capacity threshold for applications received on or after October 31, 2024 that was made effective upon passage of Proposition 2, compared to the resulting threshold amount for the 2026-27 fiscal year, upon approval of the proposed 2026-27 adjustment.

**LCFF Cost-of-Living Adjustment 2.87%**

	<b>Current Threshold Amount Effective Upon Passage of Proposition 2 for Applications Received on or after 10-31-2024</b>	<b>Potential Threshold Amount Effective 7-1-2026</b>
Total Maximum Bonding Capacity Threshold	\$15,000,000	\$15,430,500

Upon Board approval, OPSC will immediately apply the new threshold to all projects presented to the Board on or after July 1, 2026. Applicants newly qualifying under the updated threshold amount will need to provide updated financial statements that include information through June 30, 2026, to ensure financial information is reviewed from the same point in time. Any projects approved by the Board for an unfunded approval or a direct apportionment prior to July 1, 2026 are not eligible for financial hardship assistance based on the new threshold. Any application that has not yet been presented to the Board and is withdrawn by a school district and resubmitted, is subject to the threshold in effect at the time the application is presented to the Board for approval.

**RECOMMENDATION**

Adopt the increase of 2.87 percent to the maximum level of total bonding capacity allowable for a school district to be deemed eligible for financial hardship assistance for the 2026-27 fiscal year using the 2026-27 LCFF COLA to be effective July 1, 2026.

## ATTACHMENT A

### AUTHORITY

Education Code (EC) Section 17075.15 states:

- (a) From funds available from any bond act for the purpose of funding facilities for school districts with a financial hardship, the board may provide other construction, modernization, or relocation assistance as set forth in this chapter or Chapter 14 (commencing with Section 17085) to the extent that severe circumstances may require, and may adjust or defer the local financial participation, as pupil health and safety considerations require to the extent that bond act funds are provided for this purpose.
- (b) The board shall adopt regulations for determining the amount of funding that may be provided to a district, and the eligibility and prioritization of funding, under this article.
- (c) The regulations shall define the amount, and sources, of financing that the school district could reasonably provide for school facilities as follows:
  - (1) Unencumbered funds available in all facility accounts in the school district, including, but not limited to, fees on development, redevelopment funds, sale proceeds from surplus property, funds generated by certificates of participation for facility purposes, bond funds, federal grants, and other funds available for school facilities, as the board may determine.
  - (2) The board may exclude from consideration all funds encumbered for a specific capital outlay purpose, a reasonable amount for interim housing, and other funds that the board may find are not reasonably available for the project.
- (d) The regulations shall also specify a method for determining required levels of local effort to obtain matching funds. The regulations shall include consideration of at least all of the following factors:
  - (1) Whether the school district has passed a bond measure within the two-year period immediately preceding the application for funding under this article, the proceeds of which are substantially available for use in the project to be funded under this chapter, but remains unable to provide the necessary matching share requirement.
  - (2) Whether the principal amount of the current outstanding bonded indebtedness issued for the purpose of constructing school facilities for the school district and secured by property within the school district or by revenues of, or available to, the school district, which shall include general obligation bonds, Mello-Roos bonds, school facility improvement district bonds, certificates of participation, and other debt instruments issued for the purpose of constructing school facilities for the school district and for which owners of property within the school district or the school district are paying debt service is at least 60 percent of the school district's total bonding capacity, as determined by the board.
  - (3) (A) Whether the total bonding capacity, as defined in Section 15102 or 15106, as applicable, is fifteen million dollars (\$15,000,000) or less, in which case, the school district shall be deemed eligible for financial hardship.  
(B) Commencing with the 2026–27 fiscal year, the amount described in subparagraph (A) shall be adjusted each fiscal year by the inflation adjustment computed pursuant to paragraph (2) of subdivision (d) of Section 42238.02.
  - (4) Whether the application for funding under this article is from a county superintendent of schools.
  - (5) Whether the school district submits other evidence of substantial local effort acceptable to the board.

## ATTACHMENT A

(6) The value of any unused local general obligation debt capacity, and developer fees added to the needs analysis to reflect the district's financial hardship, available for the purposes of school facilities financing.

EC Section 42238.02(d) states in part:

(d) The Superintendent shall compute a grade span adjusted base grant equal to the total of the following amounts:

(1) For the 2013–14 fiscal year, a base grant of:

(A) Six thousand eight hundred forty-five dollars (\$6,845) for average daily attendance in kindergarten and grades 1 to 3, inclusive.

(B) Six thousand nine hundred forty-seven dollars (\$6,947) for average daily attendance in grades 4 to 6, inclusive.

(C) Seven thousand one hundred fifty-four dollars (\$7,154) for average daily attendance in grades 7 and 8.

(D) Eight thousand two hundred eighty-nine dollars (\$8,289) for average daily attendance in grades 9 to 12, inclusive.

(2) In each year the grade span adjusted base grants in paragraph (1) shall be adjusted by the percentage change in the annual average value of the Implicit Price Deflator for State and Local Government Purchases of Goods and Services for the United States, as published by the United States Department of Commerce for the 12-month period ending in the third quarter of the prior fiscal year. This percentage change shall be determined using the latest data available as of May 10 of the preceding fiscal year compared with the annual average value of the same deflator for the 12-month period ending in the third quarter of the second preceding fiscal year, using the latest data available as of May 10 of the preceding fiscal year, as reported by the Department of Finance.

...

EC Section 17375(b) states in part:

(b) (1) The State Allocation Board shall award grants to school districts that lack the facilities to provide transitional kindergarten or full-day kindergarten as required for eligibility pursuant to Sections 17071.25 and 17072.10, that lack facilities that satisfy the design requirements required for new kindergarten classrooms as specified in paragraph (2) of subdivision (h) of Section 14030 of Title 5 of the California Code of Regulations, or that lack the facility capacity to increase California state preschool program services.

(2) Priority for grants shall be given to school districts that meet either of the following criteria:

(A) The school district is financially unable to contribute a portion of, or all of, the local matching share required pursuant to paragraph (3) for a project, and meets the requirements for financial hardship pursuant to Sections 17075.10 and 17075.15. For purposes of this section, paragraph (5) of subdivision (d) of Section 17075.15 shall not apply.

(B) (i) For school districts seeking a transitional kindergarten or full-day kindergarten facilities grant, the school district is located in an underserved community with a high population of pupils who are eligible for free or reduced-price meals pursuant to subdivision (a) of Section 42238.01.

(ii) For school districts seeking a preschool facilities grant, the school district is located in an underserved area, as defined in Section 8205, that is prioritized to receive funds for the California state preschool program according to the

## ATTACHMENT A

prioritization process described in Section 8210.

(3) Except for school districts that meet the requirements for financial hardship pursuant to Section 17075.10 and as specified in paragraph (4), a school district that applies for a grant pursuant to this section for new construction shall provide 50 percent of the cost of the project, and a school district that applies for a grant pursuant to this section for a retrofit project shall provide 40 percent of the cost of the project.

(4) Except for school districts that meet the requirements for financial hardship pursuant to Section 17075.10, a school district shall provide 25 percent of the cost of the project, whether the project is for new construction or retrofit, if the school district does either of the following:

(A) Converts a part-day kindergarten program to a full-day kindergarten program. A school district that was awarded a grant from funds appropriated pursuant to paragraph (3) of subdivision (a) and met the requirements of this paragraph shall have its grant amount adjusted from funds appropriated pursuant to paragraph (4) of subdivision (a) to reflect the requirements of this paragraph.

(B) Commencing with the 2021–22 fiscal year, offers, or expands enrollment in, a California state preschool program or transitional kindergarten program.

...

SFP Regulation Section 1859.81, Financial Hardship, states in part:

Except for Joint-Use Projects and Career Technical Education Facilities Projects, a district is eligible for Financial Hardship to fund all or a portion of its matching share requirement after demonstrating the requirements of (a), (c), and (d) below:

...

(c) The district has made all reasonable efforts to fund its matching share of the project by demonstrating it is levying the developer fee justified under law or an alternative revenue source equal to or greater than the developer fee otherwise justified under law at the time of request for hardship and the district meets at least one of the following:

(1) The current outstanding bonded indebtedness of the district issued for the purpose of constructing school facilities in accordance with Education Code Section 17072.35 or 17074.25 as appropriate, at the time of request for Financial Hardship status, is at least 60 percent of the district's total bonding capacity. Outstanding bonded indebtedness includes that part of general obligation bonds, Mello-Roos Bonds, School Facility Improvement District Bonds and certificates of participation which the district is paying a debt service that was issued for capital outlay school facility purposes.

(2) The district had a successful registered voter bond election for at least the maximum amount allowed under Proposition 39 within the previous two years from the date of request for Financial Hardship status. The proceeds from the bond election that represent the maximum amount allowed under the provisions of Proposition 39 must be used to fund the district's matching share requirement for SFP project(s).

(3) It is a County Superintendent of Schools.

(4)(A) For applications received on or before October 30, 2024, the district's total bonding capacity at the time of the request for Financial Hardship status is \$5 million or less.

(B) For applications received on or after October 31, 2024, the district's total

## ATTACHMENT A

bonding capacity at the time of the request for Financial Hardship status is \$15 million or less. Beginning July 1, 2026, the total bonding capacity amount shall be adjusted each fiscal year thereafter by the inflation adjustment computed pursuant to paragraph (2) of subdivision (d) of Education Code Section 42238.02.

(5) Other evidence of reasonable effort as approved by the Board.

...

### California Code of Regulations Subgroup 5.8 Relating to the California Preschool, Transitional Kindergarten and Full-Day Kindergarten Facilities Grant Program

Section 1860.14, Hardship Assistance and Financial Hardship, states in part:

A School District shall qualify for hardship assistance by demonstrating a Financial Hardship, as provided in this Section, which prevents the School District from funding all or a portion of the matching share requirement for a Program grant.

A School District is eligible for a financial hardship grant to fund all or a portion of its matching share requirement after demonstrating the requirements of subsections (a), (b), and (c) below:

(a) The School District has made all reasonable efforts to fund its matching share of the project by demonstrating it is levying the developer fee justified under law or an alternative revenue source equal to or greater than the developer fee otherwise justified under law at the time of request for hardship and the School District meets at least one of the following:

(1) The current outstanding bonded indebtedness of the School District, issued for the purpose of constructing school facilities at the time of request for financial hardship status, is at least 60 percent of the District's total bonding capacity. Outstanding bonded indebtedness includes that part of general obligation bonds, Mello-Roos Bonds, School Facility Improvement District Bonds and certificates of participation which the district is paying a debt service that was issued for capital outlay school facility purposes.

(2) The School District had a successful registered voter bond election for at least the maximum amount allowed under Proposition 39 within the previous two years from the date of request for financial hardship status. The proceeds from the bond election that represent the maximum amount allowed under the provisions of Proposition 39 must be used to fund the School District's matching share requirement for the Program project(s).

(3) The School District's total bonding capacity at the time of the request for financial hardship status is \$5 million or less

(4) It is a County Superintendent of Schools.

...

# Information Items

# TENTATIVE WORKLOAD

## August 2026

### ACTION ITEMS

#### REPORTS, DISCUSSION ITEMS and INFORMATION ITEMS

Standard Information Items

#### FINANCIAL REPORTS

Status of Fund Releases

Status of Funds

---

## September 2026

### ACTION ITEMS

#### REPORTS, DISCUSSION ITEMS and INFORMATION ITEMS

Standard Information Items

#### FINANCIAL REPORTS

Status of Fund Releases

Status of Funds

---

## October 2026

### ACTION ITEMS

#### REPORTS, DISCUSSION ITEMS and INFORMATION ITEMS

Standard Information Items

#### FINANCIAL REPORTS

Status of Fund Releases

Status of Funds

# APPEALS

Received as of May 31, 2026

<u>Appeal Received Date</u>	<u>District/County</u>	<u>Tentative SAB Date*</u>	<u>Description</u>
<b>4/7/2026</b>	San Benito High SD/ San Benito	8/5/2026	District requests to use new construction eligibility based on an alternate enrollment year for their School Facility Program New Construction funding application.
<b>5/12/2026**</b>	Fresno Unified SD/ Fresno	9/23/2026	District requests the reinstatement of their School Facility Program New Construction funding application and receipt of funding based on a different Super High School Attendance Area than the one the application was based on at the time of application submittal.

\*Please note: Tentative SAB Date is not a guaranteed meeting date and may be subject to change.

\*\*Re-dated due to submittal of revised appeal documentation.

## STATE ALLOCATION BOARD MEETING DATES

The State Allocation Board (SAB) meeting dates for the 2026 calendar year are as follows:

<b>Board Date*</b>	<b>Type of Meeting</b>
August 5, 2026	Monthly (Consent/Appeals/Action)
September 23, 2026	Monthly (Consent/Appeals/Action)
October 28, 2026	Monthly (Consent/Appeals/Action)
December 2, 2026	Monthly (Consent/Appeals/Action)

\*The projected board dates and time will be determined upon discussion with the Chair based on workload.

The SAB meets at 4:00 p.m. when the State Legislature is in session and at 3:00 p.m. when the State Legislature is out on recess.

Due to scheduling changes within the Legislature, some of the SAB meetings may be canceled or changed with short notice.

## **INFORMATION ITEM**

### **SCHOOL FACILITY PROGRAM NEW CONSTRUCTION AND MODERNIZATION UNFUNDED LIST (as of May 20, 2026)**

The New Construction and Modernization projects on this list have received an “unfunded” approval by the State Allocation Board (SAB). Note that an “unfunded” approval does not guarantee a future apportionment by the SAB.

Published monthly in the SAB Agenda.

This report is also located on the [OPSC Website](#).

Unfunded Approvals  
as of May 20, 2026 SAB

County	School Distict	Application Number	Program	Approval	Received Date	SAB Unfunded Approval	Financial Hardship Apportionment	Loan	State Share	Total Apportionment	Cumulative Amount	Submitted Valid Certification Letter November 2025	Grant Agreement Received as of 5/26/2026
STANISLAUS	SHILOH ELEMENTARY	58/71274-00-002	Facility Hardship - Rehabilitation	G	3/6/2025	6/25/2025	0.00	0.00	532,780.92	532,780.92	532,780.92	No	No
ORANGE	CAPISTRANO UNIFIED	51/66464-00-001	Seismic Mitigation - Replacement	G	8/25/2025	2/25/2026	0.00	0.00	5,394,678.00	5,394,678.00	5,927,458.92	No	Yes
SAN DIEGO	MOUNTAIN EMPIRE UNIFIED	51/68213-00-002	Facility Hardship - Replacement	D	9/10/2025	2/25/2026	148,641.51	0.00	380,449.60	529,091.11	6,456,550.03	No	Yes
SAN DIEGO	MOUNTAIN EMPIRE UNIFIED	51/68213-00-003	Facility Hardship - Replacement	D	9/10/2025	2/25/2026	22,556.91	0.00	45,144.00	67,700.91	6,524,250.94	No	Yes
SAN DIEGO	MOUNTAIN EMPIRE UNIFIED	51/68213-00-004	Facility Hardship - Replacement	D	9/10/2025	2/25/2026	300,572.50	0.00	323,159.60	623,732.10	7,147,983.04	No	Yes
SAN DIEGO	MOUNTAIN EMPIRE UNIFIED	51/68213-00-005	Facility Hardship - Replacement	D	9/10/2025	2/25/2026	103,800.10	0.00	126,387.20	230,187.30	7,378,170.34	No	No
SAN DIEGO	MOUNTAIN EMPIRE UNIFIED	51/68213-00-006	Facility Hardship - Replacement	D	9/10/2025	2/25/2026	365,152.10	0.00	387,739.20	752,891.30	8,131,061.64	No	Yes
LOS ANGELES	MANHATTAN BEACH UNIFIED	58/75333-00-001	Seismic Mitigation - Rehabilitation	G	9/17/2025	5/20/2026	0.00	0.00	1,614,316.00	1,614,316.00	9,745,377.64	No	No
RIVERSIDE	RIVERSIDE UNIFIED	58/67215-00-002	Seismic Mitigation - Rehabilitation	G	10/8/2025	5/20/2026	0.00	0.00	512,745.45	512,745.45	10,258,123.09	No	No
SAN DIEGO	SAN DIEGO UNIFIED	54/68338-02-004	Charter	D	6/3/2022	7/25/2023	0.00	0.00	715,159.50	715,159.50	10,973,282.59	No	Yes
SAN DIEGO	SAN DIEGO UNIFIED	54/68338-06-001	Charter	D	6/3/2022	12/4/2023	0.00	0.00	1,258,718.70	1,258,718.70	12,232,001.29	No	No
SAN DIEGO	SAN DIEGO UNIFIED	54/68338-06-002	Charter	D	6/3/2022	12/4/2023	0.00	0.00	376,548.00	376,548.00	12,608,549.29	No	No
LOS ANGELES	CASTAIC UNION	57/64345-00-001	Modernization	G	5/2/2022	6/25/2025	0.00	0.00	3,691,507.00	3,691,507.00	16,300,056.29	No	No
KINGS	CORCORAN JOINT UNIFIED	50/63891-00-003	New Construction	G	5/25/2022	6/25/2025	0.00	0.00	2,948,739.00	2,948,739.00	19,248,795.29	No	No
FRESNO	FIREBAUGH-LAS DELTAS UNIFIED	57/73809-00-007	Modernization	G	6/22/2022	8/19/2025	0.00	0.00	2,888,223.00	2,888,223.00	22,137,018.29	No	No
IMPERIAL	IMPERIAL COUNTY OFFICE OF EDUCATION	50/10132-03-009	New Construction	G	8/11/2022	10/22/2025	489,683.00	0.00	489,683.00	979,366.00	23,116,384.29	No	Yes
IMPERIAL	IMPERIAL COUNTY OFFICE OF EDUCATION	57/10132-00-002	Modernization	G	8/11/2022	10/22/2025	1,765,730.00	0.00	2,648,598.00	4,414,328.00	27,530,712.29	No	Yes
YUBA	YUBA COUNTY OFFICE OF EDUCATION	57/10587-00-001	Modernization	G	8/16/2022	10/22/2025	297,938.83	0.00	633,409.00	931,347.83	28,462,060.12	No	Yes
TULARE	VISALIA UNIFIED	57/72256-00-035	Modernization	G	8/25/2022	10/22/2025	0.00	0.00	4,832,659.00	4,832,659.00	33,294,719.12	No	No
TULARE	VISALIA UNIFIED	57/72256-00-036	Modernization	G	9/7/2022	10/22/2025	0.00	0.00	8,420,075.00	8,420,075.00	41,714,794.12	No	No
TULARE	VISALIA UNIFIED	57/72256-00-037	Modernization	G	9/13/2022	10/22/2025	0.00	0.00	3,136,518.00	3,136,518.00	44,851,312.12	No	No
DEL NORTE	DEL NORTE COUNTY UNIFIED	57/61820-00-019	Modernization	G	8/31/2022	12/3/2025	0.00	0.00	851,393.00	851,393.00	45,702,705.12	No	Yes
DEL NORTE	DEL NORTE COUNTY UNIFIED	57/61820-00-020	Modernization	G	8/31/2022	12/3/2025	0.00	0.00	692,376.00	692,376.00	46,395,081.12	No	Yes
LOS ANGELES	LONG BEACH UNIFIED	57/64725-00-049	Modernization	G	2/4/2022	1/20/2026	0.00	0.00	2,788,593.00	2,788,593.00	49,183,674.12	No	No
SAN BERNARDINO	SAN BERNARDINO CITY UNIFIED	50/67876-02-001	New Construction	G	6/14/2022	2/25/2026	0.00	0.00	3,200,326.00	3,200,326.00	52,384,000.12	No	No
ALAMEDA	FREMONT UNIFIED	50/61176-11-001	New Construction	G	8/16/2022	2/25/2026	0.00	0.00	6,862,600.00	6,862,600.00	59,246,600.12	No	No
SOLANO	VACAVILLE UNIFIED	57/70573-00-019	Modernization	G	8/16/2022	2/25/2026	0.00	0.00	3,416,654.00	3,416,654.00	62,663,254.12	No	No
LOS ANGELES	ALHAMBRA UNIFIED	57/75713-00-030	Modernization	G	8/16/2022	2/25/2026	0.00	0.00	5,420,037.00	5,420,037.00	68,083,291.12	No	Yes
LOS ANGELES	LOS ANGELES UNIFIED	57/64733-00-742	Modernization	G	8/31/2022	2/25/2026	0.00	0.00	2,041,551.00	2,041,551.00	70,124,842.12	No	No
LOS ANGELES	LOS ANGELES UNIFIED	57/64733-00-743	Modernization	G	10/5/2022	2/25/2026	0.00	0.00	648,905.00	648,905.00	70,773,747.12	No	No
ORANGE	OCEAN VIEW ELEMENTARY	57/66613-00-025	Modernization	G	10/7/2022	2/25/2026	0.00	0.00	937,126.00	937,126.00	71,710,873.12	No	No
LOS ANGELES	LOS ANGELES UNIFIED	57/64733-00-744	Modernization	G	10/18/2022	2/25/2026	0.00	0.00	2,266,806.00	2,266,806.00	73,977,679.12	No	No
LOS ANGELES	LOS ANGELES UNIFIED	57/64733-00-745	Modernization	G	10/20/2022	2/25/2026	0.00	0.00	3,892,544.00	3,892,544.00	77,870,223.12	No	No
LOS ANGELES	LOS ANGELES UNIFIED	57/64733-00-746	Modernization	G	11/3/2022	2/25/2026	0.00	0.00	3,516,055.00	3,516,055.00	81,386,278.12	No	No
LOS ANGELES	LOS ANGELES UNIFIED	57/64733-09-013	Modernization	G	11/7/2022	2/25/2026	0.00	0.00	9,335,339.00	9,335,339.00	90,721,617.12	No	No
LOS ANGELES	LOS ANGELES UNIFIED	57/64733-00-747	Modernization	G	11/9/2022	2/25/2026	0.00	0.00	1,216,619.00	1,216,619.00	91,938,236.12	No	No
SAN BERNARDINO	SAN BERNARDINO CITY UNIFIED	50/67876-03-001	New Construction	G	12/1/2022	2/25/2026	0.00	0.00	504,207.00	504,207.00	92,442,443.12	No	No
CONTRA COSTA	SAN RAMON VALLEY UNIFIED	57/61804-00-047	Modernization	G	12/12/2022	2/25/2026	0.00	0.00	831,464.00	831,464.00	93,273,907.12	No	No
TULARE	VISALIA UNIFIED	57/72256-00-038	Modernization	G	1/9/2023	2/25/2026	0.00	0.00	1,383,841.00	1,383,841.00	94,657,748.12	No	No
SAN BERNARDINO	SAN BERNARDINO CITY UNIFIED	57/67876-00-122	Modernization	G	1/10/2023	2/25/2026	0.00	0.00	2,141,626.00	2,141,626.00	96,799,374.12	No	Yes
LOS ANGELES	LOS ANGELES UNIFIED	57/64733-54-030	Modernization	G	1/25/2023	2/25/2026	0.00	0.00	2,192,924.00	2,192,924.00	98,992,298.12	No	Yes
CONTRA COSTA	BRENTWOOD UNION	50/61655-00-014	New Construction	G	1/26/2023	2/25/2026	0.00	0.00	2,103,831.00	2,103,831.00	101,096,129.12	No	No
LOS ANGELES	LOS ANGELES UNIFIED	57/64733-61-010	Modernization	G	1/26/2023	2/25/2026	0.00	0.00	3,264,740.00	3,264,740.00	104,360,869.12	No	Yes
SONOMA	GRAVENSTEIN UNION ELEMENTARY	57/70714-00-004	Modernization	G	1/26/2023	2/25/2026	0.00	0.00	881,982.00	881,982.00	105,242,851.12	No	Yes
SUTTER	MERIDIAN ELEMENTARY	57/71415-00-002	Modernization	D	1/27/2023	2/25/2026	41,814.17	0.00	74,083.00	115,897.17	105,358,748.29	No	Yes
LOS ANGELES	ARCADIA UNIFIED	57/64261-00-006	Modernization	G	1/31/2023	2/25/2026	0.00	0.00	1,259,186.00	1,259,186.00	106,617,934.29	No	Yes
LOS ANGELES	ARCADIA UNIFIED	57/64261-00-006	Modernization	G	1/31/2023	4/29/2026	0.00	0.00	44,869.00	44,869.00	106,662,803.29	No	Yes
LOS ANGELES	ARCADIA UNIFIED	57/64261-00-007	Modernization	G	1/31/2023	2/25/2026	0.00	0.00	4,577,034.00	4,577,034.00	111,239,837.29	No	Yes
LOS ANGELES	ARCADIA UNIFIED	57/64261-00-008	Modernization	G	1/31/2023	2/25/2026	0.00	0.00	4,084,016.00	4,084,016.00	115,323,853.29	No	Yes
SAN DIEGO	SAN DIEGO UNIFIED	57/68338-00-274	Modernization	G	1/31/2023	2/25/2026	0.00	0.00	1,168,158.00	1,168,158.00	116,492,011.29	No	Yes
LOS ANGELES	ARCADIA UNIFIED	57/64261-00-009	Modernization	G	2/1/2023	2/25/2026	0.00	0.00	4,886,105.00	4,886,105.00	121,378,116.29	No	Yes
LOS ANGELES	EL MONTE UNION HIGH	57/64519-00-005	Modernization	G	2/2/2023	2/25/2026	0.00	0.00	10,146,841.00	10,146,841.00	131,524,957.29	No	No
RIVERSIDE	RIVERSIDE UNIFIED	57/67215-00-050	Modernization	G	2/6/2023	2/25/2026	0.00	0.00	5,656,457.00	5,656,457.00	137,181,414.29	No	Yes
RIVERSIDE	RIVERSIDE UNIFIED	57/67215-00-051	Modernization	G	2/6/2023	2/25/2026	0.00	0.00	6,333,835.00	6,333,835.00	143,515,249.29	No	Yes
SACRAMENTO	SAN JUAN UNIFIED	57/67447-00-084	Modernization	G	2/8/2023	2/25/2026	0.00	0.00	3,333,392.00	3,333,392.00	146,848,641.29	No	Yes
SAN DIEGO	LAKESIDE UNION ELEMENTARY	57/68189-00-011	Modernization	G	2/8/2023	2/25/2026	0.00	0.00	1,792,657.00	1,792,657.00	148,641,298.29	No	Yes
LOS ANGELES	LOS ANGELES UNIFIED	57/64733-38-025	Modernization	G	2/9/2023	2/25/2026	0.00	0.00	838,584.00	838,584.00	149,479,882.29	No	No
SAN LUIS OBISPO	TEMPLETON UNIFIED	50/68841-00-003	New Construction	G	2/10/2023	2/25/2026	0.00	0.00	242,207.00	242,207.00	149,722,089.29	No	Yes
BUTTE	DURHAM UNIFIED	57/61432-00-002	Modernization	G	2/10/2023	2/25/2026	0.00	0.00	1,105,052.00	1,105,052.00	150,827,141.29	No	No
SONOMA	WAUGH ELEMENTARY	57/70995-00-002	Modernization	G	2/13/2023	2/25/2026	0.00	0.00	1,162,106.00	1,162,106.00	151,989,247.29	No	No
ORANGE	SANTA ANA UNIFIED	57/66670-00-069	Modernization	G	2/14/2023	2/25/2026	0.00	0.00	1,847,956.00	1,847,956.00	153,837,203.29	No	No
RIVERSIDE	MENIFEE UNION ELEMENTARY	50/67116-00-019	New Construction	G	2/15/2023	2/25/2026	0.00	0.00	2,042,716.00	2,042,716.00	155,879,919.29	No	Yes
RIVERSIDE	MENIFEE UNION ELEMENTARY	50/67116-00-020	New Construction	G	2/15/2023	2/25/2026	0.00	0.00	3,338,541.00	3,338,541.00	159,218,460.29	No	Yes
RIVERSIDE	MENIFEE UNION ELEMENTARY	50/67116-00-021	New Construction	G	2/15/2023	2/25/2026	0.00	0.00	2,865,402.00	2,865,402.00	162,083,862.29	No	Yes
ALAMEDA	SAN LEANDRO UNIFIED	57/61291-00-027	Modernization	G	2/15/2023	2/25/2026	0.00	0.00	1,080,296.00	1,080,296.00	163,164,158.29	No	Yes

Unfunded Approvals  
as of May 20, 2026 SAB

County	School Distict	Application Number	Program	Approval	Received Date	SAB Unfunded Approval	Financial Hardship Apportionment	Loan	State Share	Total Apportionment	Cumulative Amount	Submitted Valid Certification Letter November 2025	Grant Agreement Received as of 5/26/2026
RIVERSIDE	MENIFEE UNION ELEMENTARY	50/67116-00-022	New Construction	G	2/16/2023	2/25/2026	0.00	0.00	3,025,741.00	3,025,741.00	166,189,899.29	No	Yes
RIVERSIDE	MENIFEE UNION ELEMENTARY	50/67116-00-023	New Construction	G	2/16/2023	2/25/2026	0.00	0.00	2,073,548.00	2,073,548.00	168,263,447.29	No	Yes
ALAMEDA	ALAMEDA CITY UNIFIED	57/61119-00-025	Modernization	G	2/16/2023	2/25/2026	0.00	0.00	4,924,822.00	4,924,822.00	173,188,269.29	No	Yes
VENTURA	VENTURA COUNTY OFFICE OF EDUCATION	50/10561-00-004	New Construction	G	2/21/2023	2/25/2026	4,350,616.50	0.00	4,350,616.50	8,701,233.00	181,889,502.29	No	No
VENTURA	VENTURA COUNTY OFFICE OF EDUCATION	57/10561-00-005	Modernization	G	2/21/2023	2/25/2026	704,570.00	0.00	1,056,855.00	1,761,425.00	183,650,927.29	No	No
LOS ANGELES	LOS ANGELES UNIFIED	57/64733-54-028	Modernization	G	2/21/2023	2/25/2026	0.00	0.00	6,372,012.00	6,372,012.00	190,022,939.29	No	No
RIVERSIDE	RIVERSIDE UNIFIED	57/67215-00-052	Modernization	G	2/21/2023	2/25/2026	0.00	0.00	4,036,840.00	4,036,840.00	194,059,779.29	No	No
LOS ANGELES	LAWNDALE ELEMENTARY	57/64691-00-011	Modernization	G	2/22/2023	2/25/2026	0.00	0.00	1,359,572.00	1,359,572.00	195,419,351.29	No	Yes
SACRAMENTO	ARCOHE UNION ELEMENTARY	57/67280-00-002	Modernization	G	2/22/2023	2/25/2026	0.00	0.00	1,366,297.00	1,366,297.00	196,785,648.29	No	Yes
LOS ANGELES	LOS ANGELES UNIFIED	57/64733-00-758	Modernization	G	2/23/2023	2/25/2026	0.00	0.00	247,533.00	247,533.00	197,033,181.29	No	Yes
LOS ANGELES	LOS ANGELES UNIFIED	57/64733-00-759	Modernization	G	2/23/2023	2/25/2026	0.00	0.00	2,971,592.00	2,971,592.00	200,004,773.29	No	Yes
CONTRA COSTA	MARTINEZ UNIFIED	50/61139-00-006	New Construction	G	2/27/2023	2/25/2026	0.00	0.00	6,663,131.00	6,663,131.00	206,667,904.29	No	Yes
SAN DIEGO	SAN MARCOS UNIFIED	50/73791-00-022	New Construction	G	2/27/2023	2/25/2026	0.00	0.00	2,279,924.00	2,279,924.00	208,947,828.29	No	Yes
LOS ANGELES	LOS ANGELES UNIFIED	57/64733-20-024	Modernization	G	2/27/2023	2/25/2026	0.00	0.00	2,409,349.00	2,409,349.00	211,357,177.29	No	No
MARIN	NOVATO UNIFIED	57/65417-00-029	Modernization	G	2/27/2023	2/25/2026	0.00	0.00	1,141,698.00	1,141,698.00	212,498,875.29	No	Yes
LOS ANGELES	LOS ANGELES UNIFIED	57/64733-13-011	Modernization	G	10/20/2022	3/25/2026	0.00	0.00	28,701,787.00	28,701,787.00	241,200,662.29	No	No
LOS ANGELES	LOS ANGELES UNIFIED	57/64733-00-757	Modernization	G	1/26/2023	3/25/2026	0.00	0.00	9,352,873.00	9,352,873.00	250,553,535.29	No	No
ALAMEDA	DUBLIN UNIFIED	50/75093-00-015	New Construction	G	2/9/2023	3/25/2026	0.00	0.00	60,482,772.44	60,482,772.44	311,036,307.73	No	No
SAN BENITO	SAN BENITO HIGH	50/67538-00-005	New Construction	G	2/24/2023	3/25/2026	0.00	0.00	2,742,629.00	2,742,629.00	313,778,936.73	No	No
LOS ANGELES	EL SEGUNDO UNIFIED	57/64535-00-008	Modernization	G	2/28/2023	3/25/2026	0.00	0.00	839,568.00	839,568.00	314,618,504.73	No	No
LOS ANGELES	EL SEGUNDO UNIFIED	57/64535-00-009	Modernization	G	3/1/2023	3/25/2026	0.00	0.00	1,761,050.00	1,761,050.00	316,379,554.73	No	No
LOS ANGELES	LOS ANGELES UNIFIED	57/64733-00-760	Modernization	G	3/2/2023	3/25/2026	0.00	0.00	1,522,460.00	1,522,460.00	317,902,014.73	No	No
LOS ANGELES	LOS ANGELES UNIFIED	57/64733-00-762	Modernization	G	3/3/2023	3/25/2026	0.00	0.00	745,692.00	745,692.00	318,647,706.73	No	No
FRESNO	KERMAN UNIFIED	50/73999-00-010	New Construction	G	3/6/2023	3/25/2026	0.00	0.00	18,742,473.56	18,742,473.56	337,390,180.29	No	Yes
SAN DIEGO	LAKESIDE UNION ELEMENTARY	57/68189-00-012	Modernization	G	3/8/2023	3/25/2026	0.00	0.00	1,758,685.00	1,758,685.00	339,148,865.29	No	Yes
SAN BERNARDINO	SNOWLINE JOINT UNIFIED	57/73957-00-001	Modernization	G	3/8/2023	3/25/2026	0.00	0.00	2,877,620.00	2,877,620.00	342,026,485.29	No	No
SAN BERNARDINO	SNOWLINE JOINT UNIFIED	57/73957-00-006	Modernization	G	3/8/2023	3/25/2026	0.00	0.00	6,520,846.00	6,520,846.00	348,547,331.29	No	No
LOS ANGELES	EL SEGUNDO UNIFIED	57/64535-00-010	Modernization	G	3/10/2023	3/25/2026	0.00	0.00	2,233,829.00	2,233,829.00	350,781,160.29	No	No
MERCED	MERCED UNION HIGH	57/65789-00-011	Modernization	G	3/10/2023	3/25/2026	0.00	0.00	3,655,493.00	3,655,493.00	354,436,653.29	No	Yes
LOS ANGELES	LAWNDALE ELEMENTARY	57/64691-00-012	Modernization	G	3/13/2023	3/25/2026	0.00	0.00	1,325,098.00	1,325,098.00	355,761,751.29	No	No
LOS ANGELES	LAWNDALE ELEMENTARY	57/64691-00-013	Modernization	G	3/13/2023	3/25/2026	0.00	0.00	1,539,439.00	1,539,439.00	357,301,190.29	No	Yes
LOS ANGELES	LAWNDALE ELEMENTARY	57/64691-00-014	Modernization	G	3/13/2023	3/25/2026	0.00	0.00	1,055,147.00	1,055,147.00	358,356,337.29	No	Yes
LOS ANGELES	LAWNDALE ELEMENTARY	57/64691-00-015	Modernization	G	3/13/2023	3/25/2026	0.00	0.00	1,433,370.00	1,433,370.00	359,789,707.29	No	No
LOS ANGELES	LAWNDALE ELEMENTARY	57/64691-00-016	Modernization	G	3/13/2023	3/25/2026	0.00	0.00	1,271,922.00	1,271,922.00	361,061,629.29	No	No
LOS ANGELES	LAWNDALE ELEMENTARY	57/64691-00-017	Modernization	G	3/13/2023	3/25/2026	0.00	0.00	656,395.00	656,395.00	361,718,024.29	No	No
SAN BERNARDINO	HESPERIA UNIFIED	57/75044-00-008	Modernization	G	3/16/2023	3/25/2026	0.00	0.00	1,061,665.00	1,061,665.00	362,779,689.29	No	No
SAN BERNARDINO	HESPERIA UNIFIED	57/75044-00-009	Modernization	G	3/16/2023	3/25/2026	0.00	0.00	1,345,971.00	1,345,971.00	364,125,660.29	No	No
SAN BERNARDINO	HESPERIA UNIFIED	57/75044-00-010	Modernization	G	3/16/2023	3/25/2026	0.00	0.00	1,063,143.00	1,063,143.00	365,188,803.29	No	No
SAN BERNARDINO	HESPERIA UNIFIED	57/75044-00-011	Modernization	G	3/16/2023	3/25/2026	0.00	0.00	1,796,943.00	1,796,943.00	366,985,746.29	No	No
SAN BERNARDINO	HESPERIA UNIFIED	57/75044-00-013	Modernization	G	3/16/2023	3/25/2026	0.00	0.00	940,917.00	940,917.00	367,926,663.29	No	Yes
SAN BERNARDINO	HESPERIA UNIFIED	57/75044-00-014	Modernization	G	3/16/2023	3/25/2026	0.00	0.00	1,450,363.00	1,450,363.00	369,377,026.29	No	Yes
SAN BERNARDINO	HESPERIA UNIFIED	57/75044-00-015	Modernization	G	3/16/2023	3/25/2026	0.00	0.00	955,150.00	955,150.00	370,332,176.29	No	Yes
SAN BERNARDINO	HESPERIA UNIFIED	57/75044-00-016	Modernization	G	3/16/2023	3/25/2026	0.00	0.00	5,445,592.00	5,445,592.00	375,777,768.29	No	Yes
SAN BERNARDINO	HESPERIA UNIFIED	57/75044-00-017	Modernization	G	3/16/2023	3/25/2026	0.00	0.00	2,776,265.00	2,776,265.00	378,554,033.29	No	Yes
SAN BERNARDINO	HESPERIA UNIFIED	57/75044-00-018	Modernization	G	3/16/2023	3/25/2026	0.00	0.00	1,311,898.00	1,311,898.00	379,865,931.29	No	Yes
SAN BERNARDINO	HESPERIA UNIFIED	57/75044-00-019	Modernization	G	3/16/2023	3/25/2026	0.00	0.00	1,265,393.00	1,265,393.00	381,131,324.29	No	Yes
SAN BERNARDINO	HESPERIA UNIFIED	57/75044-00-020	Modernization	G	3/16/2023	3/25/2026	0.00	0.00	1,501,695.00	1,501,695.00	382,633,019.29	No	Yes
SAN BERNARDINO	HESPERIA UNIFIED	57/75044-00-021	Modernization	G	3/16/2023	3/25/2026	0.00	0.00	1,290,907.00	1,290,907.00	383,923,926.29	No	Yes
SAN BERNARDINO	HESPERIA UNIFIED	57/75044-00-023	Modernization	G	3/16/2023	3/25/2026	0.00	0.00	922,024.00	922,024.00	384,845,950.29	No	No
SAN BERNARDINO	HESPERIA UNIFIED	57/75044-00-024	Modernization	G	3/16/2023	3/25/2026	0.00	0.00	4,848,789.00	4,848,789.00	389,694,739.29	No	No
SAN BERNARDINO	HESPERIA UNIFIED	57/75044-00-028	Modernization	G	3/16/2023	3/25/2026	0.00	0.00	3,327,215.00	3,327,215.00	393,021,954.29	No	No
SAN BERNARDINO	HESPERIA UNIFIED	57/75044-00-029	Modernization	G	3/16/2023	3/25/2026	0.00	0.00	1,753,102.00	1,753,102.00	394,775,056.29	No	No
STANISLAUS	TURLOCK UNIFIED	57/75739-00-018	Modernization	G	3/16/2023	3/25/2026	0.00	0.00	2,842,590.00	2,842,590.00	397,617,646.29	No	Yes
SAN DIEGO	SAN DIEGO UNIFIED	57/68338-00-277	Modernization	G	3/17/2023	3/25/2026	0.00	0.00	1,736,145.00	1,736,145.00	399,353,791.29	No	Yes
LOS ANGELES	LOS ANGELES UNIFIED	57/64733-00-740	Modernization	G	7/8/2022	4/29/2026	0.00	0.00	18,787,788.00	18,787,788.00	418,141,579.29	No	No
LOS ANGELES	LOS ANGELES UNIFIED	57/64733-00-761	Modernization	G	3/2/2023	4/29/2026	0.00	0.00	1,990,211.00	1,990,211.00	420,131,790.29	No	Yes
RIVERSIDE	RIVERSIDE UNIFIED	50/67215-00-044	New Construction	G	3/13/2023	4/29/2026	0.00	0.00	7,241,080.50	7,241,080.50	427,372,870.79	No	Yes
RIVERSIDE	RIVERSIDE UNIFIED	57/67215-00-053	Modernization	G	3/13/2023	4/29/2026	0.00	0.00	5,613,270.00	5,613,270.00	432,986,140.79	No	Yes
LOS ANGELES	LOS ANGELES UNIFIED	57/64733-38-026	Modernization	G	3/20/2023	4/29/2026	0.00	0.00	2,384,203.00	2,384,203.00	435,370,343.79	No	Yes
LOS ANGELES	LOS ANGELES UNIFIED	57/64733-00-763	Modernization	G	3/21/2023	4/29/2026	0.00	0.00	2,323,950.00	2,323,950.00	437,694,293.79	No	Yes
SAN DIEGO	SAN DIEGO UNIFIED	57/68338-00-278	Modernization	G	3/21/2023	4/29/2026	0.00	0.00	714,126.00	714,126.00	438,408,419.79	No	Yes
STANISLAUS	TURLOCK UNIFIED	57/75739-00-019	Modernization	G	3/21/2023	4/29/2026	0.00	0.00	10,440,073.00	10,440,073.00	448,848,492.79	No	Yes
LOS ANGELES	LOS ANGELES UNIFIED	57/64733-15-013	Modernization	G	3/23/2023	4/29/2026	0.00	0.00	1,795,469.00	1,795,469.00	450,643,961.79	No	Yes
SAN DIEGO	SAN DIEGO UNIFIED	57/68338-00-281	Modernization	G	3/24/2023	4/29/2026	0.00	0.00	295,819.00	295,819.00	450,939,780.79	No	Yes
LOS ANGELES	LOS ANGELES UNIFIED	57/64733-11-015	Modernization	G	3/29/2023	4/29/2026	0.00	0.00	2,722,255.00	2,722,255.00	453,662,035.79	No	Yes

Unfunded Approvals  
as of May 20, 2026 SAB

County	School District	Application Number	Program	Approval	Received Date	SAB Unfunded Approval	Financial Hardship Apportionment	Loan	State Share	Total Apportionment	Cumulative Amount	Submitted Valid Certification Letter November 2025	Grant Agreement Received as of 5/26/2026
SAN DIEGO	SAN DIEGO UNIFIED	57/68338-00-283	Modernization	G	4/3/2023	4/29/2026	0.00	0.00	809,058.00	809,058.00	454,471,093.79	No	Yes
LOS ANGELES	LOS ANGELES UNIFIED	57/64733-33-023	Modernization	G	4/4/2023	4/29/2026	0.00	0.00	3,186,151.00	3,186,151.00	457,657,244.79	No	Yes
SAN DIEGO	SAN DIEGO UNIFIED	57/68338-00-284	Modernization	G	4/4/2023	4/29/2026	0.00	0.00	675,329.00	675,329.00	458,332,573.79	No	Yes
LOS ANGELES	WALNUT VALLEY UNIFIED	50/73460-00-014	New Construction	G	4/5/2023	4/29/2026	0.00	0.00	916,146.00	916,146.00	459,248,719.79	No	No
LOS ANGELES	LOS ANGELES UNIFIED	57/64733-00-764	Modernization	G	4/5/2023	4/29/2026	0.00	0.00	6,195,382.00	6,195,382.00	465,444,101.79	No	Yes
SAN DIEGO	SAN DIEGO UNIFIED	57/68338-00-286	Modernization	G	4/5/2023	4/29/2026	0.00	0.00	4,795,499.00	4,795,499.00	470,239,600.79	No	No
SAN DIEGO	SAN DIEGO UNIFIED	57/68338-00-287	Modernization	G	4/5/2023	4/29/2026	0.00	0.00	306,475.00	306,475.00	470,546,075.79	No	Yes
LOS ANGELES	LOS ANGELES UNIFIED	57/64733-00-765	Modernization	G	4/6/2023	4/29/2026	0.00	0.00	2,831,078.00	2,831,078.00	473,377,153.79	No	Yes
LOS ANGELES	LOS ANGELES UNIFIED	57/64733-12-011	Modernization	G	4/6/2023	4/29/2026	0.00	0.00	3,776,476.00	3,776,476.00	477,153,629.79	No	Yes
ORANGE	ANAHEIM UNION HIGH	57/66431-00-033	Modernization	G	4/11/2023	4/29/2026	0.00	0.00	4,724,084.00	4,724,084.00	481,877,713.79	No	Yes
LOS ANGELES	LOS ANGELES UNIFIED	57/64733-00-766	Modernization	G	4/12/2023	4/29/2026	0.00	0.00	589,357.00	589,357.00	482,467,070.79	No	Yes
LOS ANGELES	LOS ANGELES UNIFIED	57/64733-00-767	Modernization	G	4/12/2023	4/29/2026	0.00	0.00	3,187,539.00	3,187,539.00	485,654,609.79	No	Yes
LOS ANGELES	LOS ANGELES UNIFIED	57/64733-00-768	Modernization	G	4/12/2023	4/29/2026	0.00	0.00	1,729,537.00	1,729,537.00	487,384,146.79	No	Yes
LOS ANGELES	LOS ANGELES UNIFIED	57/64733-34-017	Modernization	G	4/12/2023	4/29/2026	0.00	0.00	3,860,293.00	3,860,293.00	491,244,439.79	No	Yes
LOS ANGELES	LOS ANGELES UNIFIED	57/64733-08-008	Modernization	G	4/13/2023	4/29/2026	0.00	0.00	4,383,320.00	4,383,320.00	495,627,759.79	No	Yes
KERN	GREENFIELD UNION	50/63503-00-021	New Construction	G	7/29/2022	5/20/2026	0.00	0.00	4,486,793.00	4,486,793.00	500,114,552.79	No	No
TULARE	PORTERVILLE UNIFIED	57/75523-00-017	Modernization	G	3/22/2023	5/20/2026	0.00	0.00	1,111,045.00	1,111,045.00	501,225,597.79	No	No
ORANGE	CAPISTRANO UNIFIED	50/66464-00-026	New Construction	G	4/18/2023	5/20/2026	0.00	0.00	56,152,044.48	56,152,044.48	557,377,642.27	No	No
STANISLAUS	MODESTO CITY ELEMENTARY	50/71167-00-001	New Construction	G	4/18/2023	5/20/2026	0.00	0.00	1,632,523.00	1,632,523.00	559,010,165.27	No	No
LOS ANGELES	LOS ANGELES UNIFIED	57/64733-00-770	Modernization	G	4/18/2023	5/20/2026	0.00	0.00	1,605,749.00	1,605,749.00	560,615,914.27	No	No
SANTA BARBARA	SANTA MARIA JOINT UNION HIGH	50/69310-00-009	New Construction	G	4/24/2023	5/20/2026	0.00	0.00	24,724,354.00	24,724,354.00	585,340,268.27	No	No
LOS ANGELES	LOS ANGELES UNIFIED	57/64733-00-771	Modernization	G	4/24/2023	5/20/2026	0.00	0.00	4,983,472.00	4,983,472.00	590,323,740.27	No	No
LOS ANGELES	LOS ANGELES UNIFIED	57/64733-12-012	Modernization	G	4/24/2023	5/20/2026	0.00	0.00	1,477,376.00	1,477,376.00	591,801,116.27	No	No
MONTEREY	MONTEREY PENINSULA UNIFIED	57/66092-00-044	Modernization	G	4/24/2023	5/20/2026	0.00	0.00	512,543.00	512,543.00	592,313,659.27	No	No
SOLANO	BENICIA UNIFIED	57/70524-00-020	Modernization	G	4/24/2023	5/20/2026	0.00	0.00	784,833.00	784,833.00	593,098,492.27	No	No
ALAMEDA	CASTRO VALLEY UNIFIED	57/61150-00-038	Modernization	G	4/27/2023	5/20/2026	0.00	0.00	679,058.00	679,058.00	593,777,550.27	No	No
SACRAMENTO	SAN JUAN UNIFIED	57/67447-00-087	Modernization	G	4/27/2023	5/20/2026	0.00	0.00	4,164,661.00	4,164,661.00	597,942,211.27	No	No
SAN DIEGO	ENCINITAS UNION ELEMENTARY	50/68080-00-002	New Construction	G	4/28/2023	5/20/2026	0.00	0.00	1,122,628.00	1,122,628.00	599,064,839.27	No	No
LOS ANGELES	ARCADIA UNIFIED	57/64261-00-010	Modernization	G	4/28/2023	5/20/2026	0.00	0.00	6,130,047.00	6,130,047.00	605,194,886.27	No	No
SAN DIEGO	ENCINITAS UNION ELEMENTARY	57/68080-00-005	Modernization	G	4/28/2023	5/20/2026	0.00	0.00	1,447,404.00	1,447,404.00	606,642,290.27	No	No
SAN DIEGO	ESCONDIDO UNION ELEMENTARY	57/68098-00-016	Modernization	G	5/2/2023	5/20/2026	0.00	0.00	3,666,406.00	3,666,406.00	610,308,696.27	No	No
SANTA CRUZ	PAJARO VALLEY UNIFIED	57/69799-00-026	Modernization	G	5/2/2023	5/20/2026	0.00	0.00	3,149,995.00	3,149,995.00	613,458,691.27	No	Yes
RIVERSIDE	TEMECULA VALLEY UNIFIED	57/75192-00-021	Modernization	G	5/2/2023	5/20/2026	0.00	0.00	1,960,770.00	1,960,770.00	615,419,461.27	No	No
LOS ANGELES	LONG BEACH UNIFIED	57/64725-00-055	Modernization	G	5/3/2023	5/20/2026	0.00	0.00	6,197,906.00	6,197,906.00	621,617,367.27	No	No
SANTA CRUZ	PAJARO VALLEY UNIFIED	57/69799-00-027	Modernization	G	5/3/2023	5/20/2026	0.00	0.00	952,836.00	952,836.00	622,570,203.27	No	Yes
LOS ANGELES	LOS ANGELES UNIFIED	54/64733-00-104	Charter	G	2/4/2026	5/20/2026	0.00	16,754,626.90	16,754,626.90	33,509,253.80	656,079,457.07	No	No
<b>Total</b>							<b>\$8,591,075.62</b>	<b>\$16,754,626.90</b>	<b>\$630,733,754.55</b>	<b>\$656,079,457.07</b>			

\*This Unfunded List (Lack of AB 55 Loans) includes \$2.4 million for 3 projects for Charter School Facilities Program Preliminary Apportionments for Design Funding.

County	School District	Application Number	Program	Approval	Received Date	SAB Date	Financial Hardship Apportionment	Loan	State Share	Total Apportionment	Prop. 47	Prop. 55	Prop. 1D	Prop. 51
SHASTA	CASCADE UNION ELEMENTARY	54/69914-00-002	Charter	P	5/11/2022	10/26/2022	0.00	1,139,625.00	1,139,625.00	2,279,250.00	0.00	0.00	0.00	2,279,250.00
SACRAMENTO	NATOMAS UNIFIED	54/75283-00-009	Charter	P	6/1/2022	10/26/2022	0.00	1,780,934.50	9,780,934.50	11,561,869.00	984,158.50	8,796,776.00	0.00	1,780,934.50
SACRAMENTO	NATOMAS UNIFIED	54/75283-00-010	Charter	P	6/1/2022	10/26/2022	0.00	2,033,351.80	4,033,351.80	6,066,703.60	0.00	4,033,351.80	0.00	2,033,351.80
SACRAMENTO	SACRAMENTO CITY UNIFIED	54/67439-00-009	Charter	P	6/3/2022	10/26/2022	0.00	2,152,028.40	4,842,063.90	6,994,092.30	0.00	0.00	0.00	6,994,092.30
SAN DIEGO	SAN DIEGO UNIFIED	54/68338-02-004	Charter	P	6/3/2022	10/26/2022	0.00	0.00	6,436,435.50	6,436,435.50	0.00	0.00	5,134,935.50	1,301,500.00
SHASTA	SHASTA UNION HIGH	54/70136-02-001	Charter	P	5/2/2022	5/31/2023	0.00	9,482,805.20	9,482,805.20	18,965,610.40	0.00	2,400,721.20	6,532,780.00	10,032,109.20
SAN DIEGO	SAN DIEGO UNIFIED	54/68338-06-001	Charter	P	6/3/2022	12/4/2023	0.00	0.00	11,328,468.30	11,328,468.30	0.00	0.00	11,328,468.30	0.00
SAN DIEGO	SAN DIEGO UNIFIED	54/68338-06-002	Charter	P	6/3/2022	12/4/2023	0.00	0.00	3,388,932.00	3,388,932.00	0.00	0.00	876,071.00	2,512,861.00
SACRAMENTO	TWIN RIVERS UNIFIED	54/76505-00-009	Charter	P	6/3/2022	2/28/2024	0.00	8,260,128.00	8,260,128.00	16,520,256.00	0.00	0.00	0.00	16,520,256.00
<b>Total</b>							<b>0.00</b>	<b>24,848,872.90</b>	<b>58,692,744.20</b>	<b>83,541,617.10</b>	<b>984,158.50</b>	<b>15,230,849.00</b>	<b>23,872,254.80</b>	<b>43,454,354.80</b>

\*This Charter Unfunded Preliminary list does not include \$2.4 million for 3 projects for Charter School Facilities Program Preliminary Apportionments for Design Funding

## **INFORMATION ITEM**

### **SCHOOL FACILITY PROGRAM OFFICE OF PUBLIC SCHOOL CONSTRUCTION FUNDING WORKLOAD LISTING (Applications Received Through May 31, 2026)**

The New Construction and Modernization projects on this list represent complete applications awaiting the Office of Public School Construction (OPSC) processing and scheduling to the State Allocation Board.

This list includes projects that are being presented for approval in this month's State Allocation Board Agenda.

Inclusion on this list does not constitute a guarantee of future funding.

This list is also available on the [OPSC Website](#).

**SFP APPLICATIONS**  
**New Construction School Facility Program**  
**- Workload as of May 31, 2026 -**

District	County	Site Name	Application Number	OPSC Date Received	Estimated State Grant (a)**	Financial Hardship (b)	Notification Occurred**
Jurupa Unified	Riverside	Troth Street Elementary	50/67090-00-020	05/03/23	\$ 7,241,504	\$ -	10/01/25
Twin Rivers Unified	Sacramento	Northlake Elementary	50/76505-04-001	05/10/23	\$ 32,389,035	\$ -	11/03/25
Buellton Union Elementary	Santa Barbara	Oak Valley Elementary	50/69138-00-003	05/17/23	\$ 1,018,185	\$ -	11/03/25
Patterson Joint Unified	Stanislaus	Patterson High	50/71217-00-015	06/12/23	\$ 4,181,436	\$ -	12/01/25
Hemet Unified	Riverside	Ramona Elementary	50/67082-00-019	06/23/23	\$ 5,758,822	\$ -	12/01/25
Sanger Unified	Fresno	Centerville Elementary	50/62414-00-036	07/18/23	\$ 842,358	\$ -	12/01/25
Oxnard Union High	Ventura	Del Sol High	50/72546-00-002	07/20/23	\$ 73,674,294	\$ -	12/31/25
Sanger Unified	Fresno	Lone Star Elementary	50/62414-00-037	08/04/23	\$ 1,282,290	\$ -	01/30/26
Sanger Unified	Fresno	Lincoln Elementary	50/62414-00-038	08/04/23	\$ 2,047,844	\$ -	01/30/26
Sanger Unified	Fresno	John S. Wash Elementary	50/62414-00-039	08/04/23	\$ 2,406,642	\$ -	01/30/26
Coachella Valley Unified	Riverside	Northshore Elementary	50/73676-00-001	08/04/23	\$ 19,738,249	\$ -	01/30/26
Willows Unified	Glenn	Willows Intermediate	50/62661-00-002	08/08/23	\$ 2,052,131	\$ -	01/30/26
Moreno Valley Unified	Riverside	Moreno Elementary	50/67124-00-037	08/08/23	\$ 19,589,457	\$ -	01/30/26
Palo Alto Unified	Santa Clara	Ellen Fletcher Middle	50/69641-00-004	08/08/23	\$ 1,286,786	\$ -	01/30/26
Palo Alto Unified	Santa Clara	Palo Verde Elementary	50/69641-00-005	08/08/23	\$ 1,364,097	\$ -	01/30/26
Lake Elsinore Unified	Riverside	Railroad Canyon Elementary	50/75176-00-023	08/08/23	\$ 3,068,859	\$ -	01/30/26
Menifee Union Elementary	Riverside	Kathryn Newport Middle	50/67116-00-024	08/09/23	\$ 28,620,323	\$ -	01/30/26
Romoland Elementary	Riverside	Harvest Valley Elementary	50/67231-00-004	08/09/23	\$ 1,343,997	\$ -	01/30/26
Atwater Elementary	Merced	Juniper Elementary	50/65631-00-006	08/10/23	\$ 13,768,328	\$ -	01/30/26
Hemet Unified	Riverside	Harmony Elementary	50/67082-00-020	08/11/23	\$ 1,615,252	\$ -	03/02/26
Hemet Unified	Riverside	McSweeny Elementary	50/67082-00-021	08/11/23	\$ 1,795,969	\$ -	03/02/26
Temecula Valley Unified	Riverside	Summit Academy	50/75192-01-003	08/11/23	\$ 9,178,694	\$ -	03/02/26
Rio Bravo-Greeley Union Elementary	Kern	Rio Bravo Elementary	50/73544-00-004	08/22/23	\$ 925,224	\$ -	03/02/26
Rio Bravo-Greeley Union Elementary	Kern	Rio Bravo-Greeley Elementary	50/73544-00-005	08/22/23	\$ 467,500	\$ -	03/02/26
Fowler Unified	Fresno	Fowler High	50/62158-00-003	08/31/23	\$ 2,500,103	\$ -	03/02/26
Greenfield Union Elementary	Monterey	Mary Chapa Academy	50/66035-00-004	09/20/23	\$ 2,086,451	\$ 2,086,451	04/01/26
Central Unified	Fresno	Shields and Brawley Elementary	50/73965-00-020	11/15/23	\$ 14,198,608	\$ -	04/01/26
Fallbrook Union High	San Diego	Fallbrook High	50/68122-00-001	11/27/23	\$ 3,319,592	\$ -	04/01/26
Sulphur Springs Union	Los Angeles	Pinetree Community Elementary	50/65045-00-012	12/07/23	\$ 5,716,003	\$ -	04/01/26
Millville Elementary	Shasta	Millville Elementary	50/70052-00-003	12/08/23	\$ 728,813	\$ 728,813	05/01/26
Alhambra Unified	Los Angeles	Garfield Elementary	50/75713-00-015	12/12/23	\$ 7,232,733	\$ -	05/01/26
Tehama County Department of Education	Tehama	Gerber Elementary	50/10520-00-004	12/15/23	\$ 404,199	\$ 404,199	05/01/26
Roseville City Elementary	Placer	Creekview Elementary	50/66910-00-017	12/22/23	\$ 16,921,411	\$ -	05/01/26
Irvine Unified	Orange	Loma Ridge Elementary	50/73650-00-053	12/27/23	\$ 3,511,349	\$ -	05/01/26
Chowchilla Union High	Madera	Gateway High	50/65201-00-005	01/11/24	\$ 1,331,086	\$ -	05/01/26
Delphic Elementary	Siskiyou	Delphic Elementary	50/70227-00-001	01/16/24	\$ 41,556	\$ 41,556	05/01/26
Flournoy Union Elementary	Tehama	Flournoy Elementary	50/71530-00-002	01/22/24	\$ 28,769	\$ 28,769	05/01/26
San Jacinto Unified	Riverside	Rose Salgado Elementary	50/67249-00-018	01/24/24	\$ 17,206,174	\$ -	05/01/26
Riverside Unified	Riverside	John W. North High	50/67215-00-045	01/25/24	\$ 5,420,683	\$ -	05/01/26
Corona-Norco Unified	Riverside	Victress Bower School for Exceptional Students	50/67033-00-050	01/29/24	\$ 1,110,239	\$ -	05/01/26
Waterford Unified	Stanislaus	Waterford High	50/75572-00-002	02/05/24	\$ 1,340,990	\$ -	06/02/26
Desert Sands Unified	Riverside	James Earl Carter Elementary	50/67058-00-028	02/07/24	\$ 5,200,767	\$ -	06/02/26
Riverside Unified	Riverside	Riverside Adult	50/67215-00-046	02/08/24	\$ 3,595,042	\$ -	06/02/26
Manteca Unified	San Joaquin	New Haven Elementary	50/68593-00-029	02/13/24	\$ 5,077,397	\$ -	
Banta Unified	San Joaquin	River Islands High	50/77388-00-002	02/13/24	\$ 36,509,959	\$ -	
Temecula Valley Unified	Riverside	Chaparral High	50/75192-01-002	03/12/24	\$ 1,962,378	\$ -	
Manteca Unified	San Joaquin	East Union High	50/68593-00-030	03/13/24	\$ 21,312,177	\$ -	
Ukiah Unified	Mendocino	Nokomis Elementary	50/65615-00-002	03/15/24	\$ 917,052	\$ -	

**SFP APPLICATIONS**  
**New Construction School Facility Program**  
**- Workload as of May 31, 2026 -**

District	County	Site Name	Application Number	OPSC Date Received	Estimated State Grant (a)***	Financial Hardship (b)	Notification Occurred**
Ukiah Unified	Mendocino	Yokayo Elementary	50/65615-00-003	03/15/24	\$ 1,814,322	\$ -	
Folsom-Cordova Unified	Sacramento	Alder Creek Elementary	50/67330-21-013	04/01/24	\$ 13,148,399	\$ -	
Ducor Union Elementary	Tulare	Ducor Union Elementary	50/71894-00-003	04/02/24	\$ 247,767	\$ 247,767	
Riverside Unified	Riverside	Casa Blanca Elementary	50/67215-00-047	04/11/24	\$ 18,019,501	\$ -	
Central Unified	Fresno	Justin Garza High	50/73965-00-021	04/12/24	\$ 3,555,465	\$ -	
Semitropic Elementary	Kern	Semitropic Elementary	50/63768-00-002	04/15/24	\$ 90,067	\$ -	
Gridley Unified	Butte	Gridley High	50/75507-00-001	04/16/24	\$ 1,258,308	\$ -	
Durham Unified	Butte	Durham Intermediate	50/61432-00-001	04/17/24	\$ 1,917,569	\$ -	
Tulare City	Tulare	Pleasant Elementary	50/72231-00-010	04/17/24	\$ 2,878,091	\$ -	
Greenfield Union	Kern	Greenfield Middle	50/63503-00-019	04/26/24	\$ 10,595,394	\$ -	
Lammersville Joint Unified	San Joaquin	Mountain House High	50/76760-00-011	05/06/24	\$ 10,333,993	\$ -	
Pacific Elementary	Santa Cruz	Pacific Elementary	50/69781-00-001	05/10/24	\$ 991,010	\$ 991,010	
Cutler-Orosi Joint Unified	Tulare	Orosi High	50/71860-00-007	05/13/24	\$ 2,780,938	\$ 2,780,938	
Ukiah Unified	Mendocino	Oak Manor Elementary	50/65615-00-004	05/14/24	\$ 1,365,687	\$ -	
Taft City	Kern	Jefferson Elementary	50/63800-00-001	05/17/24	\$ 2,872,170	\$ -	
Pond Union Elementary	Kern	Pond Elementary	50/63719-00-002	05/23/24	\$ 752,723	\$ 752,723	
Capistrano Unified	Orange	Esencia K-8	50/66464-00-027	05/30/24	\$ 2,830,802	\$ -	
Brentwood Union Elementary	Contra Costa	Isaac Montanez Elementary (New Middle #4)	50/61655-00-012	06/07/24	\$ 24,314,465	\$ -	
Fairfield-Suisun Unified	Solano	Mary Bird Early Childhood Education Center	50/70540-00-034	06/10/24	\$ 2,331,923	\$ -	
Weaver Union	Merced	Pioneer Elementary	50/65862-00-003	07/22/24	\$ 106,152	\$ -	
Weaver Union	Merced	Pioneer Elementary	50/65862-00-004	07/22/24	\$ 70,726	\$ -	
Weaver Union	Merced	Pioneer Elementary	50/65862-00-005	07/22/24	\$ 70,726	\$ -	
Weaver Union	Merced	Farmdale Elementary	50/65862-00-006	07/22/24	\$ 88,407	\$ -	
Weaver Union	Merced	Farmdale Elementary	50/65862-00-007	07/22/24	\$ 88,407	\$ -	
Weaver Union	Merced	Farmdale Elementary	50/65862-00-008	07/22/24	\$ 88,407	\$ -	
Monterey Peninsula Unified	Monterey	George C. Marshall Elementary	50/66092-00-001	07/24/24	\$ 499,185	\$ -	
Dublin Unified	Alameda	Emerald High	50/75093-00-016	07/30/24	\$ 28,700,534	\$ -	
Corona-Norco Unified	Riverside	Highland Elementary	50/67033-00-051	07/31/24	\$ 3,200,202	\$ -	
Hemet Unified	Riverside	Hemet Dual Language Academy	50/67082-00-022	08/01/24	\$ 1,923,761	\$ -	
Jefferson Union High	San Mateo	Adult Education Division	50/68924-00-001	08/02/24	\$ 3,248,909	\$ -	
Martinez Unified	Contra Costa	Morello Park Elementary	50/61739-00-007	08/03/24	\$ 1,954,676	\$ -	
Hemet Unified	Riverside	Winchester Elementary	50/67082-00-023	08/05/24	\$ 3,846,204	\$ -	
Paradise Unified	Butte	Cedarwood Elementary	50/61531-00-004	08/06/24	\$ 3,450,913	\$ -	
Monterey Peninsula Unified	Monterey	Marina Vista Elementary	50/66092-00-002	08/06/24	\$ 925,406	\$ -	
San Juan Unified	Sacramento	Arcade Fundamental Middle	50/67447-00-005	08/06/24	\$ 6,614,256	\$ -	
Rocklin Unified	Placer	Quarry Trail Elementary	50/75085-00-017	08/06/24	\$ 2,273,020	\$ -	
Hemet Unified	Riverside	Cawston Elementary	50/67082-00-024	08/07/24	\$ 2,039,396	\$ -	
Hemet Unified	Riverside	Harmony Elementary	50/67082-00-025	08/07/24	\$ 2,039,396	\$ -	
Hemet Unified	Riverside	McSweeney Elementary	50/67082-00-026	08/07/24	\$ 818,206	\$ -	
Menifee Union Elementary	Riverside	Sally Buselt Elementary	50/67116-00-025	08/07/24	\$ 13,892,798	\$ -	
Menifee Union Elementary	Riverside	Ridgemoor Elementary	50/67116-00-026	08/07/24	\$ 3,172,731	\$ -	
Palermo Union Elementary	Butte	Helen M. Wilcox Elementary	50/61523-00-003	08/08/24	\$ 905,770	\$ -	
Live Oak Unified	Sutter	Live Oak Alternative	50/71399-00-003	08/08/24	\$ 2,791,449	\$ -	
Live Oak Unified	Sutter	Luther Elementary	50/71399-00-004	08/08/24	\$ 3,140,368	\$ -	
Franklin-McKinley Elementary	Santa Clara	Windmill Springs Elementary	50/69450-00-003	08/11/24	\$ 902,016	\$ -	
Newport-Mesa Unified	Orange	Victoria Elementary	50/66597-00-020	08/14/24	\$ 1,781,472	\$ -	
Newport-Mesa Unified	Orange	Eastbluff Elementary	50/66597-00-021	08/14/24	\$ 2,070,216	\$ -	
Newport-Mesa Unified	Orange	Newport Heights Elementary	50/66597-00-022	08/14/24	\$ 1,328,765	\$ -	

**SFP APPLICATIONS**  
**New Construction School Facility Program**  
**- Workload as of May 31, 2026 -**

District	County	Site Name	Application Number	OPSC Date Received	Estimated State Grant (a)***	Financial Hardship (b)	Notification Occurred**
Newport-Mesa Unified	Orange	Killybrooke Elementary	50/66597-00-023	08/14/24	\$ 1,849,628	\$ -	
Newport-Mesa Unified	Orange	California Elementary	50/66597-00-024	08/14/24	\$ 897,786	\$ -	
Irvine Unified	Orange	Greentree Elementary	50/73650-00-054	08/15/24	\$ 794,381	\$ -	
Irvine Unified	Orange	Santiago Hills Elementary	50/73650-00-055	08/15/24	\$ 876,324	\$ -	
Clovis Unified	Fresno	Hirayama Elementary	50/62117-00-031	08/16/24	\$ 18,077,911	\$ -	
Hemet Unified	Riverside	Whittier Elementary	50/67082-00-027	08/16/24	\$ 8,528,919	\$ -	
Vallecitos Elementary	San Diego	Vallecitos Elementary	50/68437-00-001	08/23/24	\$ 166,790	\$ 166,790	
Sanger Unified	Fresno	Sanger Educational Complex	50/62414-00-040	08/26/24	\$ 7,218,329	\$ -	
Palermo Union Elementary	Butte	Golden Hills Elementary	50/61523-00-004	09/05/24	\$ 1,354,405	\$ -	
Palermo Union Elementary	Butte	Palermo Middle	50/61523-00-005	09/05/24	\$ 1,435,036	\$ -	
Mountain View-Los Altos Union High	Santa Clara	Los Altos High	50/69609-01-002	09/06/24	\$ 1,335,549	\$ -	
Corona-Norco Unified	Riverside	Auburndale Intermediate	50/67033-00-052	09/12/24	\$ 905,437	\$ -	
Banning Unified	Riverside	Florida Street Discovery Center	50/66985-00-007	09/13/24	\$ 2,802,039	\$ -	
Anaheim Elementary	Orange	Edison (Thomas) Elementary	50/66423-00-012	09/19/24	\$ 2,049,399	\$ -	
Willows Unified	Glenn	Murdock Elementary	50/62661-00-003	09/22/24	\$ 1,654,930	\$ -	
Taft City	Kern	Parkview Elementary	50/63800-00-002	09/23/24	\$ 1,438,083	\$ -	
Valley Home Joint Elementary	Stanislaus	Valley Home Elementary	50/71324-00-002	09/24/24	\$ 78,850	\$ 78,850	
Valley Home Joint Elementary	Stanislaus	Valley Home Elementary	50/71324-00-003	09/24/24	\$ 247,867	\$ 247,867	
Sequoia Union Elementary	Tulare	Sequoia Union Elementary	50/72116-00-002	10/08/24	\$ 7,813,994	\$ -	
Hesperia Unified	San Bernardino	Lime Street Elementary	50/75044-00-039	10/09/24	\$ 1,064,808	\$ -	
Hesperia Unified	San Bernardino	Mission Crest Elementary	50/75044-00-040	10/09/24	\$ 898,461	\$ -	
Hesperia Unified	San Bernardino	Maple Elementary	50/75044-00-041	10/09/24	\$ 863,763	\$ -	
Irvine Unified	Orange	Irvine High	50/73650-00-056	10/14/24	\$ 2,154,995	\$ -	
Weaver Union	Merced	Weaver Middle	50/65862-00-009	10/22/24	\$ 312,777	\$ -	
Weaver Union	Merced	Weaver Middle	50/65862-00-010	10/22/24	\$ 348,804	\$ -	
Weaver Union	Merced	Weaver Middle	50/65862-00-011	10/22/24	\$ 348,804	\$ -	
Weaver Union	Merced	Weaver Middle	50/65862-00-012	10/22/24	\$ 348,804	\$ -	
Weaver Union	Merced	Weaver Middle	50/65862-00-013	10/22/24	\$ 348,804	\$ -	
Beaumont Unified	Riverside	Glen View High	50/66993-00-024	10/23/24	\$ 2,605,808	\$ -	
North Cow Creek Elementary	Shasta	North Cow Creek Elementary	50/70078-00-002	10/23/24	\$ 387,942	\$ 387,942	
Palm Springs Unified	Riverside	Landau Elementary	50/67173-00-017	10/28/24	\$ 6,644,225	\$ -	
Lemon Grove	San Diego	Lemon Grove Early Childhood Education Center	50/68205-00-001	10/28/24	\$ 1,345,905	\$ -	
Irvine Unified	Orange	Portola High	50/73650-00-057	10/28/24	\$ 9,709,270	\$ -	
Calistoga Joint Unified	Napa	Calistoga Junior/Senior High	50/66241-00-001	10/29/24	\$ 2,556,089	\$ -	
Palm Springs Unified	Riverside	Sunny Sands Elementary	50/67173-00-018	10/29/24	\$ 8,122,687	\$ -	
Big Springs Union Elementary	Siskiyou	Big Springs Elementary	50/70185-00-001	10/29/24	\$ 170,316	\$ 170,316	
El Centro Elementary	Imperial	Victoria Ranch Elementary	50/63123-00-004	10/30/24	\$ 25,579,425	\$ -	
King City Union	Monterey	King City Arts Magnet	50/66050-00-004	10/30/24	\$ 1,846,471	\$ -	
Sacramento City Unified	Sacramento	Nicholas Elementary	50/67439-00-005	10/30/24	\$ 11,140,107	\$ -	
Mountain View-Los Altos Union High	Santa Clara	Mountain View High	50/69609-02-002	10/30/24	\$ 7,919,815	\$ -	
Irvine Unified	Orange	Eastwood Elementary	50/73650-04-003	10/30/24	\$ 3,662,924	\$ -	
Konociti Unified	Lake	Lower Lake High	50/64022-00-003	10/31/24	\$ 1,588,243	\$ -	
San Luis Coastal Unified	San Luis Obispo	Del Mar Elementary	50/68809-00-001	10/31/24	\$ 448,635	\$ -	
Wheatland Union High	Yuba	Wheatland Union High	50/72769-00-001	10/31/24	\$ 3,402,278	\$ -	
Pond Union Elementary	Kern	Pond Elementary	50/63719-00-003****	11/15/24	\$ 752,723	\$ 752,723	
Valley Home Joint Elementary	Stanislaus	Valley Home Elementary	50/71324-00-004****	11/15/24	\$ 78,850	\$ 78,850	
Valley Home Joint Elementary	Stanislaus	Valley Home Elementary	50/71324-00-005****	11/15/24	\$ 247,767	\$ 247,767	
Ukiah Unified	Mendocino	Grace Hudson Elementary	50/65615-00-005	11/22/24	\$ 911,577	\$ -	

**SFP APPLICATIONS**  
**New Construction School Facility Program**  
**- Workload as of May 31, 2026 -**

<b>District</b>	<b>County</b>	<b>Site Name</b>	<b>Application Number</b>	<b>OPSC Date Received</b>	<b>Estimated State Grant (a)***</b>	<b>Financial Hardship (b)</b>	<b>Notification Occurred**</b>
Ukiah Unified	Mendocino	Calpella Elementary	50/65615-00-006	11/22/24	\$ 1,365,687	\$ -	
Ukiah Unified	Mendocino	Frank Zeek Elementary	50/65615-00-007	11/22/24	\$ 1,625,082	\$ -	
Western Placer Unified	Placer	Phoenix High (Continuation)	50/66951-00-014	11/22/24	\$ 7,170,495	\$ -	
Grant Elementary	Shasta	Grant Elementary	50/70003-00-004	11/22/24	\$ 825,185	\$ 825,185	
Dublin Unified	Alameda	Emerald High	50/75093-00-017****	11/22/24	\$ 32,234,098	\$ -	
Sanger Unified	Fresno	Sanger Educational Complex	50/62414-00-041****	12/03/24	\$ 7,218,329	\$ -	
Greenfield Union	Kern	Greenfield Middle	50/63503-00-020****	12/03/24	\$ 5,297,697	\$ -	
Maple Elementary	Kern	New Elementary	50/63610-00-005	12/03/24	\$ 644,869	\$ 644,869	
Grenada Elementary	Siskiyou	Grenada Elementary	50/70326-00-003	12/11/24	\$ 239,704	\$ 239,704	
Alisal Union	Monterey	Buckhorn Early Learning Center	50/65961-00-013	12/13/24	\$ 2,678,544	\$ -	
Greenfield Union Elementary	Monterey	Arroyo Seco Academy	50/66035-00-005	12/20/24	\$ 1,816,189	\$ 1,816,189	
Greenfield Union Elementary	Monterey	Cesar Chavez Elementary	50/66035-00-006	12/26/24	\$ 1,909,398	\$ 1,909,398	
San Juan Unified	Sacramento	Katherine Johnson Middle	50/67447-05-001	01/06/25	\$ 8,253,033	\$ -	
Hermosa Beach City Elementary	Los Angeles	Hermosa Valley Elementary	50/64600-00-002	01/10/25	\$ 157,700	\$ 157,700	
San Benito High	San Benito	New High	50/67538-00-006	01/13/25	\$ 10,187,040	\$ 10,187,040	
Vallecitos Elementary	San Diego	Vallecitos Elementary	50/68437-00-002	01/16/25	\$ 166,790	\$ 166,790	
Stanislaus Union Elementary	Stanislaus	Agnes M. Baptist Elementary	50/71282-00-003	01/17/25	\$ 897,270	\$ -	
Stanislaus Union Elementary	Stanislaus	Mary Lou Dieterich Elementary	50/71282-00-004	01/17/25	\$ 897,270	\$ -	
Tehama County Department of Education	Tehama	Gerber Elementary	50/10520-00-004	01/27/25	\$ -	\$ -	
Santa Rosa High	Sonoma	Montgomery High	50/70920-00-002	02/03/25	\$ 6,066,281	\$ -	
Hesperia Unified	San Bernardino	Cottonwood Elementary	50/75044-00-042	02/06/25	\$ 907,132	\$ -	
Hesperia Unified	San Bernardino	Eucalyptus Elementary	50/75044-00-043	02/06/25	\$ 907,132	\$ -	
Hesperia Unified	San Bernardino	Kingston Elementary	50/75044-00-044	02/06/25	\$ 904,046	\$ -	
Hesperia Unified	San Bernardino	Mesquite Trails Elementary	50/75044-00-045	02/06/25	\$ 911,900	\$ -	
Tulare City	Tulare	Roosevelt Elementary	50/72231-00-011	02/11/25	\$ 3,140,050	\$ -	
River Delta Joint Unified	Sacramento	Riverview Middle	50/67413-00-001	02/20/25	\$ 516,087	\$ -	
Konocti Unified	Lake	Obsidian Middle	50/64022-00-004	03/03/25	\$ 2,916,371	\$ -	
Oak Park Unified	Ventura	Oak Hills Elementary	50/73874-00-002	03/03/25	\$ 2,407,132	\$ -	
Red Bluff Union Elementary	Tehama	Red Bluff Community Day	50/71621-00-004	03/14/25	\$ 1,389,182	\$ -	
Washington Unified	Fresno	Washington High	50/76778-00-002	03/18/25	\$ 1,964,836	\$ -	
Kirkwood Elementary	Tehama	Kirkwood Elementary	50/71555-00-002	03/24/25	\$ 158,470	\$ 158,470	
North Cow Creek Elementary	Shasta	North Cow Creek Elementary	50/70078-00-003****	03/25/25	\$ 389,836	\$ 389,836	
General Shafter Elementary	Kern	New Elementary	50/63487-00-002	04/01/25	\$ 1,247,619	\$ 1,247,619	
Pleasanton Unified	Alameda	Donlon Elementary	50/75101-00-014	04/04/25	\$ 2,793,715	\$ -	
Pleasanton Unified	Alameda	Fairlands Elementary	50/75101-00-015	04/04/25	\$ 3,164,548	\$ -	
Desert Sands Unified	Riverside	Elementary #7	50/67058-00-029	04/15/25	\$ 8,648,941	\$ -	
Antelope Elementary	Tehama	Antelope Elementary	50/71472-00-005	04/16/25	\$ 113,172	\$ 113,172	
Antelope Elementary	Tehama	Berrendos Middle	50/71472-00-006	04/16/25	\$ 258,452	\$ 258,452	
Chico Unified	Butte	Little Chico Creek Elementary	50/61424-00-014	04/28/25	\$ 1,731,564	\$ -	
Capistrano Unified	Orange	Capistrano Valley High	50/66464-00-028	04/28/25	\$ 1,973,932	\$ -	
San Luis Coastal Unified	San Luis Obispo	Bishop's Peak Elementary	50/68809-00-002	04/29/25	\$ 2,763,405	\$ -	
Rio Bravo-Greeley Union Elementary	Kern	Rio Bravo Elementary	50/73544-00-006	04/30/25	\$ 1,593,327	\$ 1,593,327	
Rio Bravo-Greeley Union Elementary	Kern	Rio Bravo Elementary	50/73544-00-007****	04/30/25	\$ 906,943	\$ -	
Rio Bravo-Greeley Union Elementary	Kern	Rio Bravo-Greeley Elementary	50/73544-00-008****	04/30/25	\$ 461,467	\$ -	
Lakeside Union	Kern	New Elementary	50/63552-00-007	05/06/25	\$ 2,552,120	\$ 2,552,120	
Lakeside Union	Kern	New Middle	50/63552-00-008	05/06/25	\$ 1,768,910	\$ 1,768,910	
Ferndale Unified	Humboldt	Ferndale Elementary	50/75374-00-002	05/13/25	\$ 339,489	\$ 339,489	
San Luis Coastal Unified	San Luis Obispo	C L Smith Elementary	50/68809-00-003	05/20/25	\$ 1,640,102	\$ -	

**SFP APPLICATIONS**  
**New Construction School Facility Program**  
**- Workload as of May 31, 2026 -**

District	County	Site Name	Application Number	OPSC Date Received	Estimated State Grant (a)***	Financial Hardship (b)	Notification Occurred**
Banta Unified	San Joaquin	NextGeneration STEAM Academy	50/77388-00-004	05/21/25	\$ 584,964	\$ -	
San Luis Coastal Unified	San Luis Obispo	Hawthorne Elementary	50/68809-00-004	05/23/25	\$ 6,042,286	\$ -	
Salinas Union High	Monterey	North Salinas High	50/66159-00-008	05/28/25	\$ 9,196,731	\$ -	
Salinas Union High	Monterey	Alisal High	50/66159-00-009	05/28/25	\$ 5,858,460	\$ -	
Colton Joint Unified	San Bernardino	Woodrow Wilson Elementary	50/67686-00-032	06/02/25	\$ 2,187,888	\$ -	
San Luis Coastal Unified	San Luis Obispo	Los Ranchos Elementary	50/68809-00-005	06/04/25	\$ 1,794,898	\$ -	
Palermo Union Elementary	Butte	Golden Hills Elementary	50/61523-00-006	06/05/25	\$ 1,764,802	\$ 1,764,802	
Allensworth Elementary	Tulare	Allensworth Elementary	50/71795-00-003	06/10/25	\$ 735,664	\$ 735,664	
Taft City	Kern	Taft Primary	50/63800-00-003	06/20/25	\$ 724,263	\$ -	
Liberty Elementary	Sonoma	Liberty Elementary	50/71985-00-003	06/20/25	\$ 9,295,144	\$ -	
Summerville Elementary	Tuolumne	Summerville Elementary	50/72405-00-001	06/23/25	\$ 169,744	\$ 169,744	
Summerville Elementary	Tuolumne	Summerville Elementary	50/72405-00-002	06/23/25	\$ 79,235	\$ 79,235	
Golden Valley Unified	Madera	Stone Creek Elementary	50/75580-00-005	06/23/25	\$ 2,419,650	\$ -	
Corona-Norco Unified	Riverside	Clara Barton Elementary	50/67033-00-053	06/24/25	\$ 1,774,864	\$ -	
Corona-Norco Unified	Riverside	Jefferson Elementary	50/67033-00-054	06/24/25	\$ 1,584,700	\$ -	
Corona-Norco Unified	Riverside	Louis VanderMolen Fundamental Elementary	50/67033-00-055	06/26/25	\$ 1,774,864	\$ -	
Madera Unified	Madera	King Husein K-8	50/65243-00-013	07/02/25	\$ 25,332,635	\$ -	
Hesperia Unified	San Bernardino	Cottonwood Elementary	50/75044-00-046	07/02/25	\$ 1,358,847	\$ -	
Hesperia Unified	San Bernardino	Cypress School of the Arts	50/75044-00-047	07/02/25	\$ 1,385,562	\$ -	
Hesperia Unified	San Bernardino	Kingston Elementary	50/75044-00-048	07/02/25	\$ 1,369,488	\$ -	
Hesperia Unified	San Bernardino	Krystal School of Science, Math & Technology	50/75044-00-049	07/02/25	\$ 1,379,691	\$ -	
Hesperia Unified	San Bernardino	Mission Crest Elementary	50/75044-00-050	07/02/25	\$ 1,369,488	\$ -	
Hesperia Unified	San Bernardino	Eucalyptus Elementary	50/75044-00-051	07/02/25	\$ 1,366,242	\$ -	
Hesperia Unified	San Bernardino	Topaz Preparatory Academy	50/75044-00-052	07/02/25	\$ 1,419,916	\$ -	
Corona-Norco Unified	Riverside	Harada Elementary	50/67033-00-056	07/03/25	\$ 1,331,148	\$ -	
Los Banos Unified	Merced	Los Banos Early Education Complex	50/65755-00-016	07/09/25	\$ 7,715,614	\$ -	
Arcadia Unified	Los Angeles	Baldwin Stocker Elementary	50/64261-00-003	07/11/25	\$ 959,820	\$ -	
Arcadia Unified	Los Angeles	Camino Grove Elementary	50/64261-00-004	07/11/25	\$ 992,192	\$ -	
El Nido Elementary	Merced	El Nido Elementary	50/65680-00-001	07/14/25	\$ 407,084	\$ 407,084	
Romoland Elementary	Riverside	Granite High (Monument Ranch)	50/67231-00-005	07/16/25	\$ 25,486,663	\$ -	
Hesperia Unified	San Bernardino	Maple Elementary	50/75044-00-053	07/16/25	\$ 3,214,170	\$ -	
Kern High	Kern	East Bakersfield High	50/63529-00-017	07/23/25	\$ 654,945	\$ -	
Paradise Unified	Butte	Paradise Elementary	50/61531-00-005	07/24/25	\$ 13,095,389	\$ -	
Irvine Unified	Orange	Canyon View Elementary	50/73650-04-004	07/24/25	\$ 559,335	\$ -	
Irvine Unified	Orange	Stonegate Elementary	50/73650-04-005	07/24/25	\$ 4,474,627	\$ -	
Kern High	Kern	Vista West Continuation High	50/63529-00-018	07/25/25	\$ 2,148,102	\$ -	
Kern High	Kern	Highland High	50/63529-00-019	07/28/25	\$ 654,945	\$ -	
Marysville Joint Unified	Yuba	East Linda Middle	50/72736-00-035	07/29/25	\$ 2,353,244	\$ 2,353,244	
Imperial Unified	Imperial	Imperial Cross Elementary	50/63164-00-008	07/30/25	\$ 910,112	\$ -	
Kern High	Kern	Arvin High	50/63529-00-020	07/31/25	\$ 1,746,521	\$ -	
Hesperia Unified	San Bernardino	Lime Street Elementary	50/75044-00-054	08/01/25	\$ 1,243,122	\$ -	
Manteca Unified	San Joaquin	Manteca High	50/68593-00-031	08/02/25	\$ 13,244,067	\$ -	
Ackerman Charter	Placer	Bowman Charter	50/66761-00-004	08/04/25	\$ 873,079	\$ 873,079	
Hemet Unified	Riverside	Hamilton High	50/67082-00-028	08/04/25	\$ 2,299,028	\$ -	
Hesperia Unified	San Bernardino	Carmel Elementary	50/75044-00-055	08/05/25	\$ 1,216,928	\$ -	
Hesperia Unified	San Bernardino	Mesquite Trails Elementary	50/75044-00-056	08/05/25	\$ 1,207,743	\$ -	
Corona-Norco Unified	Riverside	Temescal Valley Elementary	50/67033-00-057	08/06/25	\$ 1,331,148	\$ -	
Patterson Joint Unified	Stanislaus	Grayson Elementary	50/71217-00-016	08/07/25	\$ 729,052	\$ -	

**SFP APPLICATIONS**  
**New Construction School Facility Program**  
**- Workload as of May 31, 2026 -**

<b>District</b>	<b>County</b>	<b>Site Name</b>	<b>Application Number</b>	<b>OPSC Date Received</b>	<b>Estimated State Grant (a)***</b>	<b>Financial Hardship (b)</b>	<b>Notification Occurred**</b>
Clear Creek Elementary	Nevada	Clear Creek Elementary	50/66324-00-002	08/08/25	\$ 690,074	\$ 690,074	
Stanislaus Union Elementary	Stanislaus	Stanislaus Elementary	50/71282-00-005	08/08/25	\$ 5,725,840	\$ -	
Vacaville Unified	Solano	Orchard Elementary	50/70573-00-004	08/11/25	\$ 824,538	\$ -	
Vacaville Unified	Solano	Sierra Vista Elementary	50/70573-00-005	08/11/25	\$ 1,788,603	\$ -	
Beaumont Unified	Riverside	Summerwind Trails	50/66993-00-025	08/13/25	\$ 1,522,583	\$ -	
Red Bluff Joint Union High	Tehama	Red Bluff High	50/71639-00-005	08/13/25	\$ 756,108	\$ -	
Clovis Unified	Fresno	Terry Bradley Educational Center	50/62117-00-032	08/14/25	\$ 71,089,066	\$ -	
Davis Joint Unified	Yolo	Marguerite Montgomery Elementary	50/72678-00-007	08/14/25	\$ 1,112,808	\$ -	
Davis Joint Unified	Yolo	Fred T. Korematsu Elementary at Mace Ranch	50/72678-00-008	08/14/25	\$ 1,261,600	\$ -	
Davis Joint Unified	Yolo	Pioneer Elementary	50/72678-00-009	08/14/25	\$ 1,315,730	\$ -	
Lake Elementary	Glenn	Lake Elementary	50/62596-00-002	08/15/25	\$ 395,686	\$ 395,686	
Temple City Unified	Los Angeles	Temple City High	50/65052-00-004	08/15/25	\$ 1,289,857	\$ -	
Sacramento City Unified	Sacramento	Oak Ridge Elementary	50/67439-00-006	08/15/25	\$ 12,961,082	\$ -	
Sacramento City Unified	Sacramento	Cesar Chavez Intermediate	50/67439-00-007	08/15/25	\$ 21,145,972	\$ -	
Stanislaus Union Elementary	Stanislaus	Josephine Chrysler Elementary	50/71282-00-006	08/15/25	\$ 901,632	\$ -	
Stanislaus Union Elementary	Stanislaus	George Eisenhut Elementary	50/71282-00-007	08/15/25	\$ 901	\$ -	
Richmond Elementary	Lassen	Richmond Elementary	50/64170-00-001	08/18/25	\$ 162,857	\$ 162,857	
Mark West Union Elementary	Sonoma	San Miguel Elementary	50/70805-00-002	08/18/25	\$ 405,867	\$ -	
Mark West Union Elementary	Sonoma	San Miguel Elementary	50/70805-00-003	08/18/25	\$ 405,867	\$ -	
Los Molinos Unified	Tehama	Los Molinos Elementary	50/71571-00-002	08/18/25	\$ 771,382	\$ 771,382	
Los Molinos Unified	Tehama	Los Molinos High	50/71571-00-003	08/18/25	\$ 771,382	\$ 771,382	
Junction City Elementary	Trinity	Junction Elementary	50/70045-00-001	08/20/25	\$ 44,531	\$ 44,531	
Taft City	Kern	Conley Elementary	50/63800-00-004	08/21/25	\$ 1,967,792	\$ -	
Davis Joint Unified	Yolo	North Davis Elementary	50/72678-00-010	08/21/25	\$ 1,102,115	\$ -	
Gratton Elementary	Stanislaus	Gratton Elementary	50/71084-00-002	08/22/25	\$ 181,019	\$ 181,019	
Lammersville Joint Unified	San Joaquin	Neighborhood J (Pombo) Elementary	50/76760-00-012	08/25/25	\$ 32,677,633	\$ -	
Roberts Ferry Union Elementary	Stanislaus	Roberts Ferry Union Elementary	50/71233-00-002	08/28/25	\$ 6,418,770	\$ 6,418,770	
Beaumont Unified	Riverside	Mountain View Middle	50/66993-00-026	09/03/25	\$ 1,885,296	\$ -	
Beaumont Unified	Riverside	San Gorgonio Middle	50/66993-00-027	09/03/25	\$ 1,885,296	\$ -	
Chico Unified	Butte	Emma Wilson Elementary	50/61424-00-015	09/09/25	\$ 998,693	\$ -	
Vacaville Unified	Solano	Jean Callison Elementary	50/70573-00-006	09/09/25	\$ 1,207,924	\$ -	
Lucia Mar Unified	San Luis Obispo	Shell Beach Elementary	50/68759-00-011	09/26/25	\$ 2,901,101	\$ -	
Corning Union High	Tehama	Corning High	50/71506-00-003	09/26/25	\$ 1,309,891	\$ -	
Willow Creek Elementary	Siskiyou	Willow Creek Elementary	50/70490-00-001	09/29/25	\$ 1,372,283	\$ 1,372,283	
Sutter Union High	Sutter	Sutter High	50/71449-00-004	09/30/25	\$ 21,327	\$ 21,327	
Chico Unified	Butte	Marigold Elementary	50/61424-00-016	10/02/25	\$ 1,242,869	\$ -	
Bella Vista Elementary	Shasta	Bella Vista Elementary	50/69872-00-003	10/02/25	\$ 971,951	\$ 971,951	
Walnut Valley Unified	Los Angeles	Cyrus J. Morris Elementary	50/73460-00-016	10/02/25	\$ 901,632	\$ -	
Walnut Valley Unified	Los Angeles	Collegewood Elementary	50/73460-00-017	10/02/25	\$ 888,382	\$ -	
Walnut Valley Unified	Los Angeles	Maple Hill Elementary	50/73460-00-018	10/02/25	\$ 2,067,509	\$ -	
Coalinga-Huron Unified	Fresno	Sunset Elementary	50/62125-00-009	10/03/25	\$ 6,662,116	\$ -	
Irvine Unified	Orange	Oak Creek Elementary	50/73650-01-003	10/08/25	\$ 3,638,531	\$ -	
Brittan Elementary	Sutter	Brittan Elementary	50/71357-00-003	10/15/25	\$ 933,387	\$ 933,387	
Lucia Mar Unified	San Luis Obispo	Paulding Middle	50/68759-00-012	10/27/25	\$ 2,496,307	\$ -	
Perris Elementary	Riverside	Sky View Elementary	50/67199-00-013	11/17/25	\$ 9,046,346	\$ -	
Susanville Elementary	Lassen	Meadow View Elementary	50/64196-00-001	11/18/25	\$ 104,590	\$ 104,590	
Lucerne Elementary	Lake	Lucerne Elementary	50/64048-00-002	11/20/25	\$ 2,173,851	\$ 2,173,851	
Magnolia Union Elementary	Imperial	Magnolia Union Elementary	50/63172-00-002	11/21/25	\$ 51,990	\$ 51,990	

**SFP APPLICATIONS**  
**New Construction School Facility Program**  
**- Workload as of May 31, 2026 -**

District	County	Site Name	Application Number	OPSC Date Received	Estimated State Grant (a)***	Financial Hardship (b)	Notification Occurred**
Le Grand Union Elementary	Merced	Le Grand Elementary	50/65722-00-003	11/21/25	\$ 31,694	\$ 31,694	
Indian Diggings Elementary	El Dorado	Indian Diggings Elementary	50/61895-00-001	12/02/25	\$ 169,744	\$ 169,744	
Hemet Unified	Riverside	Pleasant Valley Elementary	50/67082-00-029	12/09/25	\$ 24,146,978	\$ -	
Marin County Office of Education	Marin	Marin's Community	50/10215-00-002	12/16/25	\$ 611,104	\$ -	
Pleasanton Unified	Alameda	Valley View Elementary	50/75101-00-016	12/17/25	\$ 2,378,653	\$ -	
Turlock Unified	Stanislaus	Osborn Two-Way Immersion Academy	50/75739-00-008	12/17/25	\$ 7,672,644	\$ -	
Hesperia Unified	San Bernardino	Juniper Elementary	50/75044-00-057	12/31/25	\$ 2,656,453	\$ -	
Windsor Unified	Sonoma	Mattie Washburn Elementary	50/75358-00-017	01/02/26	\$ 1,401,249	\$ -	
Napa Valley Unified	Napa	Donaldson Way Elementary	50/66266-00-003	01/05/26	\$ 2,199,507	\$ -	
Manteca Unified	San Joaquin	Joshua Cowell Elementary	50/68593-00-032	01/05/26	\$ 951,719	\$ -	
Manteca Unified	San Joaquin	Brock Elliott Elementary	50/68593-00-033	01/05/26	\$ 951,719	\$ -	
Garfield Elementary	Humboldt	Garfield Elementary	50/62836-00-004	01/08/26	\$ 1,352,910	\$ -	
Millville Elementary	Shasta	Millville Elementary	50/70052-00-004	01/14/26	\$ 145,792	\$ 145,792	
Winters Joint Unified	Yolo	Waggoner Elementary	50/72702-00-003	02/05/26	\$ 4,195,165	\$ -	
Irvine Unified	Orange	Cadence Park	50/73650-04-006	02/09/26	\$ 1,509,404	\$ -	
Hesperia Unified	San Bernardino	Joshua Circle Elementary	50/75044-00-058	02/12/26	\$ 1,484,608	\$ -	
Hesperia Unified	San Bernardino	Mesa Grande Elementary	50/75044-00-059	02/12/26	\$ 1,484,608	\$ -	
Manteca Unified	San Joaquin	Nile Garden Elementary	50/68593-00-034	02/13/26	\$ 8,223,894	\$ -	
Hesperia Unified	San Bernardino	Hesperia High	50/75044-00-060	02/18/26	\$ 6,140,163	\$ -	
Carlsbad Unified	San Diego	Aviara Oaks Middle	50/73551-00-017	02/19/26	\$ 2,981,824	\$ -	
Shaffer Union Elementary	Lassen	Shaffer Elementary	50/64188-00-002	02/20/26	\$ 525,595	\$ 525,595	
Tamalpais Union High	Marin	Redwood High	50/65482-00-002	03/03/26	\$ 1,100,278	\$ -	
Kings County Office of Education	Kings	Hanford High	50/10165-00-022	03/16/26	\$ 477,058	\$ 477,058	
Kings County Office of Education	Kings	Lincoln Elementary	50/10165-00-023	03/16/26	\$ 164,110	\$ 164,110	
Kings County Office of Education	Kings	Shelly Baird	50/10165-00-024	03/16/26	\$ 498,053	\$ 498,053	
Kings County Office of Education	Kings	Early Learning Center	50/10165-00-025	03/16/26	\$ 498,053	\$ 498,053	
Kings County Office of Education	Kings	Armona Elementary	50/10165-00-026	03/16/26	\$ 164,110	\$ 164,110	
Kings County Office of Education	Kings	Lemoore High	50/10165-00-027	03/16/26	\$ 119,264	\$ 119,264	
Kings County Office of Education	Kings	Lemoore Elementary	50/10165-00-028	03/16/26	\$ 82,055	\$ 82,055	
Kings County Office of Education	Kings	Avenal High	50/10165-00-029	03/16/26	\$ 119,264	\$ 119,264	
Kings County Office of Education	Kings	Avenal Elementary	50/10165-00-030	03/16/26	\$ 119,264	\$ 119,264	
Mountain View Elementary	San Bernardino	New Haven Elementary	50/67785-00-004	03/20/26	\$ 30,168,957	\$ -	
Middletown Unified	Lake	Middletown Middle	50/64055-00-001	03/23/26	\$ 1,534,799	\$ -	
Downey Unified	Los Angeles	Rio San Gabriel Elementary	50/64451-00-024	03/23/26	\$ 3,472,288	\$ -	
Downey Unified	Los Angeles	Rio San Gabriel Elementary	50/64451-00-025	03/23/26	\$ 6,682,000	\$ -	
Hughson Unified	Stanislaus	Hughson High	50/75549-00-006	03/24/26	\$ 1,263,745	\$ -	
Alhambra Unified	Los Angeles	Alhambra High	50/75713-00-016	03/24/26	\$ 6,863,980	\$ -	
Hesperia Unified	San Bernardino	Hollyvale Elementary	50/75044-00-061	03/25/26	\$ 2,213,584	\$ -	
San Luis Coastal Unified	San Luis Obispo	Pacific Beach High	50/68809-00-006	03/26/26	\$ 5,689,664	\$ -	
Thermalito Union Elementary	Butte	Sierra Avenue Elementary	50/61549-00-007	04/02/26	\$ 6,337,904	\$ -	
Clovis Unified	Fresno	Terry Bradley Educational Center	50/62117-00-033	04/06/26	\$ 1,084,914	\$ -	
San Jacinto Unified	Riverside	San Jacinto High	50/67249-00-019	04/09/26	\$ 7,280,280	\$ -	
Chico Unified	Butte	Citrus Avenue Elementary	50/61424-00-017	04/10/26	\$ 2,625,743	\$ -	
Panama-Buena Vista Union	Kern	Mountain View TK-8	50/63362-00-044	04/23/26	\$ 26,147,600	\$ -	
Clovis Unified	Fresno	Terry Bradley Educational Center	50/62117-00-034	05/14/26	\$ 1,084,914	\$ -	
Berkeley Unified	Alameda	Longfellow Intermediate	51/61143-00-002	05/19/26	\$ 29,765,966	\$ -	
Freshwater Elementary	Humboldt	Freshwater Elementary	50/62828-00-002	05/20/26	\$ 2,727,526	\$ -	
					<b>\$ 1,423,102,974</b>	<b>\$ 57,654,413</b>	

SFP APPLICATIONS  
 New Construction School Facility Program  
 - Workload as of May 31, 2026 -

District	County	Site Name	Application Number	OPSC Date Received	Estimated State Grant (a)***	Financial Hardship (b)	Notification Occurred**
<b>Total number of applications: 335</b>				<b>Total amount (does not include duplicate submittals)</b>		<b>\$ 1,480,757,387</b>	

<b>NEW CONSTRUCTION FUNDING SUB-TOTALS</b>	<b>\$ 1,393,337,008</b>	<b>\$ 57,654,413</b>
<b>NEW CONSTRUCTION FACILITY HARDSHIP - NON SEISMIC</b>	<b>\$ 29,765,966</b>	<b>\$ -</b>
<b>NEW CONSTRUCTION FUNDING TOTAL</b>	<b>\$</b>	<b>1,480,757,387</b>
<b>NEW CONSTRUCTION FACILITY HARDSHIP - SEISMIC</b>		<b>\$ -</b>

(a) Represents estimated state share of project including excessive cost grants. Amounts shown have not been reviewed by OPSC for compliance with all School Facility Program requirements.

(b) Represents estimated financial hardship. Amounts shown have not been reviewed by OPSC for compliance with all School Facility Program requirements.

\*Facility Hardship project requesting Seismic Mitigation Program funding.

\*\* School districts have been notified that the Office of Public School Construction will begin processing the district's application in the near future.

\*\*\* Estimated State Grant is equal to the estimated State Share at the time the application was submitted.

\*\*\*\* This application has been identified as a duplicate submittal to a previously received application that has not yet been processed.

**SFP APPLICATIONS**  
**Modernization School Facility Program**  
**- Workload as of May 31, 2026 -**

<b>District</b>	<b>County</b>	<b>Site Name</b>	<b>Application Number</b>	<b>OPSC Date Received</b>	<b>Estimated State Grant (a)***</b>	<b>Financial Hardship (b)</b>	<b>Notification Occurred**</b>
Greenfield Union Elementary	Monterey	Mary Chapa Academy	57/66035-00-005	03/20/23	\$ 6,429,682	\$ -	09/02/25
San Juan Unified	Sacramento	San Juan High	57/67447-00-086	04/10/23	\$ 1,741,614	\$ -	09/02/25
Los Angeles Unified	Los Angeles	Verdugo Hills Senior High	57/64733-00-769	04/13/23	\$ 11,877,649	\$ -	09/02/25
Jurupa Unified	Riverside	Troth Street Elementary	57/67090-00-018	05/03/23	\$ 4,862,874	\$ -	10/01/25
Los Angeles Unified	Los Angeles	Fifty-Second Street Elementary	57/64733-14-006	05/04/23	\$ 1,759,023	\$ -	11/03/25
Anaheim Union High	Orange	Magnolia High	57/66431-00-035	05/08/23	\$ 3,855,164	\$ -	11/03/25
Cascade Union Elementary	Shasta	Meadow Lane Elementary	57/69914-00-006	05/08/23	\$ 413,493	\$ -	11/03/25
Novato Unified	Marin	Pleasant Valley Elementary	57/65417-00-030	05/09/23	\$ 337,283	\$ -	11/03/25
Sweetwater Union High	San Diego	Bonita Vista Senior High	57/68411-00-050	05/09/23	\$ 7,363,101	\$ -	11/03/25
Sweetwater Union High	San Diego	Mar Vista Senior High	57/68411-00-051	05/09/23	\$ 7,796,172	\$ -	11/03/25
Anaheim Union High	Orange	Western High	57/66431-00-034	05/11/23	\$ 8,253,521	\$ -	11/03/25
Santa Cruz City Elementary	Santa Cruz	Gault Elementary	57/69815-00-011	05/15/23	\$ 1,798,942	\$ -	11/03/25
Los Angeles Unified	Los Angeles	Nestle Avenue Charter	57/64733-00-772	05/16/23	\$ 688,832	\$ -	11/03/25
Los Angeles Unified	Los Angeles	Point Fermin Elementary	57/64733-20-025	05/16/23	\$ 1,308,963	\$ -	11/03/25
Los Angeles Unified	Los Angeles	Angeles Mesa Elementary	57/64733-00-773	05/17/23	\$ 1,268,963	\$ -	11/03/25
Los Angeles Unified	Los Angeles	Chatsworth Charter High	57/64733-00-774	05/17/23	\$ 1,805,509	\$ -	11/03/25
Los Angeles Unified	Los Angeles	South Shores/CSUDH Visual and Performing Ar	57/64733-42-019	05/17/23	\$ 1,110,412	\$ -	11/03/25
Los Angeles Unified	Los Angeles	Ulysses S. Grant Senior High	57/64733-00-775	05/18/23	\$ 27,997,883	\$ -	11/03/25
Los Gatos-Saratoga Union High	Santa Clara	Saratoga High	57/69534-00-003	05/18/23	\$ 1,377,679	\$ -	11/03/25
Sweetwater Union High	San Diego	Eastlake High	57/68411-00-052	05/22/23	\$ 5,859,355	\$ -	11/03/25
Los Angeles Unified	Los Angeles	Shenandoah Street Elementary	57/64733-30-004	05/23/23	\$ 2,114,572	\$ -	11/03/25
Snowline Joint Unified	San Bernardino	Wrightwood Elementary	57/73957-00-007	05/25/23	\$ 5,492,195	\$ -	11/03/25
Los Angeles Unified	Los Angeles	Chapman Elementary	57/64733-00-776	05/31/23	\$ 472,885	\$ -	11/03/25
Los Angeles Unified	Los Angeles	Phineas Banning Senior High	57/64733-32-027	05/31/23	\$ 1,959,242	\$ -	11/03/25
Los Angeles Unified	Los Angeles	Sierra Vista Elementary	57/64733-00-777	06/01/23	\$ 2,203,043	\$ -	11/03/25
Los Angeles Unified	Los Angeles	Dixie Canyon Community Charter	57/64733-40-006	06/01/23	\$ 4,018,955	\$ -	11/03/25
Los Angeles Unified	Los Angeles	Orville Wright Engineering and Design Magnet	57/64733-61-011	06/01/23	\$ 3,037,889	\$ -	11/03/25
Los Angeles Unified	Los Angeles	Benjamin Franklin Senior High	57/64733-00-778	06/06/23	\$ 10,010,518	\$ -	12/01/25
Los Angeles Unified	Los Angeles	Bonita Street Elementary	57/64733-54-029	06/06/23	\$ 2,002,753	\$ -	12/01/25
Pomona Unified	Los Angeles	Pomona High	57/64907-00-052	06/07/23	\$ 10,068,962	\$ -	12/01/25
Los Angeles Unified	Los Angeles	Dahlia Heights Elementary	57/64733-26-002	06/08/23	\$ 4,255,015	\$ -	12/01/25
San Benito High	San Benito	Hollister High	57/67538-00-010	06/08/23	\$ 237,857	\$ -	12/01/25
Pajaro Valley Unified	Santa Cruz	Rio del Mar Elementary	57/69799-00-028	06/08/23	\$ 1,418,559	\$ -	12/01/25
Pajaro Valley Unified	Santa Cruz	Aptos High	57/69799-00-029	06/08/23	\$ 1,765,933	\$ -	12/01/25
Los Angeles Unified	Los Angeles	Castle Heights Elementary	57/64733-00-779	06/09/23	\$ 766,494	\$ -	12/01/25
Los Angeles Unified	Los Angeles	Seventy-Fourth Street Elementary	57/64733-00-780	06/14/23	\$ 789,462	\$ -	12/01/25
Hemet Unified	Riverside	Ramona Elementary	57/67082-00-013	06/23/23	\$ 2,361,103	\$ -	12/01/25
Pomona Unified	Los Angeles	Ganesha High	57/64907-00-053	06/27/23	\$ 7,000,534	\$ -	12/01/25
Los Angeles Unified	Los Angeles	South Gate Middle	57/64733-16-013	06/28/23	\$ 1,611,380	\$ -	12/01/25
Chino Valley Unified	San Bernardino	Oak Ridge Elementary	57/67678-00-037	07/03/23	\$ 244,695	\$ -	12/01/25
Lucia Mar Unified	San Luis Obispo	Judkins Middle	57/68759-00-026	07/03/23	\$ 2,898,458	\$ -	12/01/25
Moreno Valley Unified	Riverside	Sunnymead Middle	57/67124-00-029	07/05/23	\$ 2,282,722	\$ -	12/01/25
Los Angeles Unified	Los Angeles	Haddon Avenue Elementary	57/64733-28-018	07/06/23	\$ 3,502,291	\$ -	12/01/25
Saugus Union	Los Angeles	Charles Helmers Elementary	57/64998-00-012	07/07/23	\$ 1,420,485	\$ -	12/01/25
Los Angeles Unified	Los Angeles	Wonderland Avenue Elementary	57/64733-00-781	07/10/23	\$ 5,030,116	\$ -	12/01/25
Franklin-McKinley Elementary	Santa Clara	Sylvandale Middle	57/69450-00-015	07/13/23	\$ 1,281,822	\$ -	12/01/25
Encinitas Union Elementary	San Diego	Capri Elementary	57/68080-00-006	07/14/23	\$ 952,330	\$ -	12/01/25
Benicia Unified	Solano	Mary Farmar Elementary	57/70524-00-021	07/14/23	\$ 559,912	\$ -	12/01/25

**SFP APPLICATIONS**  
**Modernization School Facility Program**  
- Workload as of May 31, 2026 -

District	County	Site Name	Application Number	OPSC Date Received	Estimated State Grant (a)**	Financial Hardship (b)	Notification Occurred**
Benicia Unified	Solano	Robert Semple Elementary	57/70524-00-022	07/14/23	\$ 580,909	\$ -	12/01/25
Los Angeles Unified	Los Angeles	Charles Leroy Lowman Special Education and C	57/64733-00-782	07/17/23	\$ 1,191,248	\$ -	12/01/25
Los Gatos-Saratoga Union High	Santa Clara	Los Gatos High	57/69534-00-004	07/17/23	\$ 1,547,225	\$ -	12/01/25
Sanger Unified	Fresno	Lone Star Elementary	57/62414-00-020	07/18/23	\$ 1,317,455	\$ -	12/01/25
Sanger Unified	Fresno	Washington Academic Middle	57/62414-00-021	07/18/23	\$ 2,029,081	\$ -	12/01/25
Sanger Unified	Fresno	Jackson Elementary	57/62414-00-022	07/18/23	\$ 1,598,146	\$ -	12/01/25
Los Angeles Unified	Los Angeles	Alain Leroy Locke 3 College Preparatory Acade	57/64733-00-783	07/18/23	\$ 6,517,957	\$ -	12/01/25
Los Angeles Unified	Los Angeles	Fifty-Fourth Street Elementary	57/64733-00-784	07/18/23	\$ 2,544,023	\$ -	12/01/25
Arcadia Unified	Los Angeles	Arcadia High	57/64261-00-011	07/20/23	\$ 25,554,341	\$ -	12/31/25
Walnut Creek Elementary	Contra Costa	Tice Creek	57/61812-00-007	07/24/23	\$ 2,434,208	\$ -	12/31/25
Walnut Creek Elementary	Contra Costa	Parkmead Elementary	57/61812-00-008	07/24/23	\$ 814,031	\$ -	12/31/25
Los Angeles Unified	Los Angeles	Independence Elementary	57/64733-00-785	07/24/23	\$ 1,382,777	\$ -	12/31/25
Perris Elementary	Riverside	Palms Elementary	57/67199-00-003	07/24/23	\$ 968,667	\$ -	12/31/25
Perris Elementary	Riverside	Good Hope Elementary	57/67199-00-004	07/25/23	\$ 857,917	\$ -	12/31/25
Perris Elementary	Riverside	Enchanted Hills Elementary	57/67199-00-005	07/25/23	\$ 1,635,165	\$ -	12/31/25
Los Angeles Unified	Los Angeles	Farmdale Elementary	57/64733-34-018	07/26/23	\$ 437,576	\$ -	12/31/25
Los Angeles Unified	Los Angeles	James J. McBride Special Education Center	57/64733-42-020	07/27/23	\$ 812,007	\$ -	12/31/25
Encinitas Union Elementary	San Diego	Paul Ecke-Central Elementary	57/68080-00-007	07/31/23	\$ 1,914,708	\$ -	12/31/25
Hueneme Elementary	Ventura	Fred L. Williams Elementary	57/72462-00-009	07/31/23	\$ 2,630,498	\$ -	12/31/25
Hueneme Elementary	Ventura	Charles Blackstock Junior High	57/72462-00-010	07/31/23	\$ 2,996,966	\$ -	12/31/25
Los Angeles Unified	Los Angeles	Reseda Charter High	57/64733-39-010	08/01/23	\$ 14,055,510	\$ -	12/31/25
Los Angeles Unified	Los Angeles	Colfax Charter Elementary	57/64733-00-786	08/02/23	\$ 4,683,474	\$ -	12/31/25
Hemet Unified	Riverside	West Valley High	57/67082-00-014	08/02/23	\$ 3,471,924	\$ -	12/31/25
Encinitas Union Elementary	San Diego	Olivenhain Pioneer Elementary	57/68080-00-008	08/02/23	\$ 3,454,587	\$ -	12/31/25
Encinitas Union Elementary	San Diego	Park Dale Lane Elementary	57/68080-00-009	08/02/23	\$ 532,571	\$ -	12/31/25
Fresno Unified	Fresno	Columbia Elementary	57/62166-00-149	08/03/23	\$ 793,404	\$ -	12/31/25
Saugus Union	Los Angeles	James Foster Elementary	57/64998-00-013	08/03/23	\$ 3,266,549	\$ -	12/31/25
Sanger Unified	Fresno	Lincoln Elementary	57/62414-00-023	08/04/23	\$ 1,998,341	\$ -	01/30/26
Sanger Unified	Fresno	Wilson Elementary	57/62414-00-024	08/04/23	\$ 1,587,589	\$ -	01/30/26
Los Angeles Unified	Los Angeles	Chatsworth Charter High	57/64733-00-787	08/04/23	\$ 3,084,925	\$ -	01/30/26
Saddleback Valley Unified	Orange	Foothill Ranch Elementary	57/73635-00-043	08/07/23	\$ 12,547,828	\$ -	01/30/26
Saugus Union	Los Angeles	Rosedell Elementary	57/64998-00-014	08/08/23	\$ 2,832,373	\$ -	01/30/26
Fowler Unified	Fresno	John Sutter Middle	57/62158-00-008	08/09/23	\$ 4,008,267	\$ -	01/30/26
Romoland Elementary	Riverside	Harvest Valley Elementary	57/67231-00-004	08/09/23	\$ 2,502,566	\$ -	01/30/26
Elk Grove Unified	Sacramento	Elk Grove High	57/67314-00-040	08/09/23	\$ 6,947,875	\$ -	01/30/26
Snowline Joint Unified	San Bernardino	Pinon Mesa Middle	57/73957-00-008	08/14/23	\$ 5,696,765	\$ 3,797,843	03/02/26
Los Angeles Unified	Los Angeles	One Hundred Fifty-Sixth Street Elementary	57/64733-33-024	08/16/23	\$ 153,984	\$ -	03/02/26
Roseville Joint Union High	Placer	Granite Bay High	57/66928-00-008	08/16/23	\$ 3,124,732	\$ -	03/02/26
Sutter Union High	Sutter	Butte View High	57/71449-00-002	08/17/23	\$ 82,382	\$ 54,921	03/02/26
Los Angeles Unified	Los Angeles	Paul Revere Charter Middle	57/64733-21-037	08/18/23	\$ 1,320,665	\$ -	03/02/26
Monterey Peninsula Unified	Monterey	J. C. Crumpton Elementary	57/66092-00-045	08/18/23	\$ 737,296	\$ -	03/02/26
Los Angeles Unified	Los Angeles	Venice Senior High	57/64733-00-788	08/23/23	\$ 8,494,608	\$ -	03/02/26
Lowell Joint	Orange	Rancho-Starbuck Intermediate	57/64766-00-006	08/24/23	\$ 6,981,766	\$ -	03/02/26
Long Beach Unified	Los Angeles	Birney Elementary	57/64725-00-056	08/25/23	\$ 6,173,097	\$ -	03/02/26
Liberty Union High	Contra Costa	Liberty High	57/61721-00-006	08/28/23	\$ 10,352,277	\$ -	03/02/26
Los Angeles Unified	Los Angeles	Millikan Midsite	57/64733-00-789	08/28/23	\$ 5,549,744	\$ -	03/02/26
Los Angeles Unified	Los Angeles	Belmont Senior High	57/64733-11-016	08/28/23	\$ 5,853,097	\$ -	03/02/26
Fallbrook Union High	San Diego	Ivy High (Continuation)	57/68122-00-003	08/29/23	\$ 1,120,216	\$ -	03/02/26

**SFP APPLICATIONS**  
**Modernization School Facility Program**  
**- Workload as of May 31, 2026 -**

<b>District</b>	<b>County</b>	<b>Site Name</b>	<b>Application Number</b>	<b>OPSC Date Received</b>	<b>Estimated State Grant (a)***</b>	<b>Financial Hardship (b)</b>	<b>Notification Occurred**</b>
Encinitas Union Elementary	San Diego	Ocean Knoll Elementary	57/68080-00-010	08/30/23	\$ 922,570	\$ -	03/02/26
Los Angeles Unified	Los Angeles	First Street Elementary	57/64733-00-790	08/31/23	\$ 339,185	\$ -	03/02/26
Santa Ynez Valley Union High	Santa Barbara	Santa Ynez Valley Union High	57/69328-00-004	08/31/23	\$ 2,224,667	\$ -	03/02/26
Hueneme Elementary	Ventura	Art Haycox Elementary	57/72462-00-011	09/05/23	\$ 3,217,155	\$ -	03/02/26
Hueneme Elementary	Ventura	Julien Hathaway Elementary	57/72462-00-012	09/05/23	\$ 2,712,663	\$ -	03/02/26
Hueneme Elementary	Ventura	E. O. Green Junior High	57/72462-00-013	09/05/23	\$ 1,485,671	\$ -	03/02/26
Hueneme Elementary	Ventura	Ansgar Larsen Elementary	57/72462-00-014	09/05/23	\$ 2,204,141	\$ -	03/02/26
Hueneme Elementary	Ventura	Parkview Elementary	57/72462-00-015	09/05/23	\$ 1,931,062	\$ -	03/02/26
Long Beach Unified	Los Angeles	Emerson Parkside Academy	57/64725-00-057	09/06/23	\$ 1,299,606	\$ -	03/02/26
Kern County Office of Education	Kern	Claude W. Richardson Center	57/10157-00-001	09/08/23	\$ 2,203,188	\$ -	03/02/26
Castro Valley Unified	Alameda	Stanton Elementary	57/61150-00-039	09/08/23	\$ 464,430	\$ -	03/02/26
Wheatland Union High	Yuba	Wheatland Union High	57/72769-00-004	09/08/23	\$ 3,249,771	\$ -	03/02/26
Encinitas Union Elementary	San Diego	La Costa Heights Elementary	57/68080-00-011	09/11/23	\$ 4,269,864	\$ -	03/02/26
Encinitas Union Elementary	San Diego	Flora Vista Elementary	57/68080-00-012	09/11/23	\$ 1,274,904	\$ -	03/02/26
Encinitas Union Elementary	San Diego	Mission Estancia Elementary	57/68080-00-013	09/11/23	\$ 2,868,523	\$ -	03/02/26
Los Angeles Unified	Los Angeles	Hooper Avenue Elementary	57/64733-00-791	09/14/23	\$ 3,146,167	\$ -	03/02/26
Los Angeles Unified	Los Angeles	John F. Kennedy High	57/64733-00-792	09/14/23	\$ 21,141,957	\$ -	03/02/26
Compton Unified	Los Angeles	Compton High	57/73437-01-045	09/14/23	\$ 819,525	\$ -	03/02/26
Pleasanton Unified	Alameda	Henry P. Mohr Elementary	57/75101-00-020	09/15/23	\$ 1,049,800	\$ -	04/01/26
Pleasanton Unified	Alameda	Walnut Grove Elementary	57/75101-00-021	09/15/23	\$ 585,286	\$ -	04/01/26
Los Angeles Unified	Los Angeles	Rudecinda Sepulveda Dodson Middle	57/64733-20-026	09/19/23	\$ 7,637,674	\$ -	04/01/26
Pleasanton Unified	Alameda	Harvest Park Middle	57/75101-00-022	09/19/23	\$ 1,262,968	\$ -	04/01/26
El Rancho Unified	Los Angeles	El Rancho High	57/64527-00-017	09/20/23	\$ 2,417,247	\$ -	04/01/26
San Leandro Unified	Alameda	John Muir Middle	57/61291-00-028	09/21/23	\$ 431,416	\$ -	04/01/26
Templeton Unified	San Luis Obispo	Templeton High	57/68841-00-007	09/25/23	\$ 750,950	\$ -	04/01/26
Vallejo City Unified	Solano	Annie Pennycook Elementary	57/70581-00-026	09/25/23	\$ 476,165	\$ -	04/01/26
Vallejo City Unified	Solano	Johnston Cooper Elementary	57/70581-00-028	09/25/23	\$ 1,693,927	\$ -	04/01/26
Vallejo City Unified	Solano	Dan Mini Elementary	57/70581-00-029	09/25/23	\$ 2,840,893	\$ -	04/01/26
Los Angeles Unified	Los Angeles	University High School Charter	57/64733-21-038	09/27/23	\$ 3,568,880	\$ -	04/01/26
Los Angeles Unified	Los Angeles	Grand View Boulevard Elementary	57/64733-00-793	09/29/23	\$ 3,083,406	\$ -	04/01/26
Palm Springs Unified	Riverside	Della S. Lindley Elementary	57/67173-00-014	10/03/23	\$ 4,931,233	\$ -	04/01/26
Los Angeles Unified	Los Angeles	Robert F. Kennedy Elementary	57/64733-00-794	10/04/23	\$ 4,301,306	\$ -	04/01/26
Ukiah Unified	Mendocino	Pomolita Middle	57/65615-00-011	10/04/23	\$ 3,192,858	\$ -	04/01/26
Ukiah Unified	Mendocino	South Valley High	57/65615-00-012	10/04/23	\$ 1,521,639	\$ -	04/01/26
Pierce Joint Unified	Colusa	Pierce High	57/61614-00-010	10/05/23	\$ 1,844,997	\$ -	04/01/26
Ukiah Unified	Mendocino	Eagle Peak Middle	57/65615-00-013	10/06/23	\$ 2,231,715	\$ -	04/01/26
Los Angeles Unified	Los Angeles	Downtown Business High	57/64733-00-795	10/11/23	\$ 1,872,302	\$ -	04/01/26
Red Bluff Union Elementary	Tehama	Jackson Heights Elementary	57/71621-00-003	10/11/23	\$ 2,333,183	\$ -	04/01/26
Red Bluff Union Elementary	Tehama	William M. Metteer Elementary	57/71621-00-004	10/11/23	\$ 1,298,530	\$ -	04/01/26
Red Bluff Union Elementary	Tehama	Vista Preparatory Academy	57/71621-00-005	10/11/23	\$ 3,055,438	\$ -	04/01/26
Temecula Valley Unified	Riverside	Chaparral High	57/75192-00-022	10/13/23	\$ 9,321,701	\$ -	04/01/26
Val Verde Unified	Riverside	Vista Verde Middle	57/75242-00-014	10/13/23	\$ 1,437,270	\$ -	04/01/26
Novato Unified	Marin	Novato High	57/65417-00-031	10/16/23	\$ 600,562	\$ -	04/01/26
Novato Unified	Marin	Lu Sutton Elementary	57/65417-00-032	10/16/23	\$ 396,046	\$ -	04/01/26
Los Angeles Unified	Los Angeles	Sunland Elementary	57/64733-00-796	10/18/23	\$ 1,149,668	\$ -	04/01/26
Greenfield Union Elementary	Monterey	Oak Avenue Elementary	57/66035-00-006	10/18/23	\$ 1,359,206	\$ -	04/01/26
Martinez Unified	Contra Costa	John Swett Elementary	57/61739-00-013	10/19/23	\$ 1,570,807	\$ -	04/01/26
Fontana Unified	San Bernardino	Sequoia Middle	57/67710-00-029	10/19/23	\$ 1,761,468	\$ -	04/01/26

**SFP APPLICATIONS**  
**Modernization School Facility Program**  
 - Workload as of May 31, 2026 -

District	County	Site Name	Application Number	OPSC Date Received	Estimated State Grant (a)**	Financial Hardship (b)	Notification Occurred**
Beverly Hills Unified	Los Angeles	Beverly Hills High	57/64311-00-008	10/20/23	\$ 590,432	\$ -	04/01/26
Chico Unified	Butte	McManus (John A.) Elementary	57/61424-00-012	10/23/23	\$ 3,544,232	\$ -	04/01/26
Beverly Hills Unified	Los Angeles	Beverly Vista Middle	57/64311-00-009	10/26/23	\$ 1,236,723	\$ -	04/01/26
Los Angeles Unified	Los Angeles	Paseo del Rey Fundamental	57/64733-42-021	10/26/23	\$ 1,896,897	\$ -	04/01/26
Santa Rosa High	Sonoma	Santa Rosa High	57/70920-00-015	10/27/23	\$ 3,909,074	\$ -	04/01/26
Saucelito Elementary	Tulare	Saucelito Elementary	57/72108-00-001	10/27/23	\$ 61,164	\$ 40,776	04/01/26
Alameda Unified	Alameda	Amelia Earhart Elementary	57/61119-00-026	10/30/23	\$ 844,135	\$ -	04/01/26
Azusa Unified	Los Angeles	Center Middle	57/64279-00-031	10/30/23	\$ 2,378,515	\$ -	04/01/26
Fountain Valley Elementary	Orange	Plavan (Urbain H.) Elementary	57/66498-00-022	10/30/23	\$ 1,981,595	\$ -	04/01/26
Santa Rosa Elementary	Sonoma	Brook Hill Elementary	57/70912-00-012	10/30/23	\$ 1,166,636	\$ -	04/01/26
Los Angeles Unified	Los Angeles	Griffith Junior High School Magnet	57/64733-00-797	10/31/23	\$ 802,408	\$ -	04/01/26
Fresno Unified	Fresno	Yosemite Middle	57/62166-00-150	11/06/23	\$ 2,442,457	\$ -	04/01/26
Lynwood Unified	Los Angeles	Rosa Parks Elementary	57/64774-00-018	11/08/23	\$ 695,448	\$ -	04/01/26
Lynwood Unified	Los Angeles	Mark Twain Elementary	57/64774-00-019	11/08/23	\$ 1,066,904	\$ -	04/01/26
El Rancho Unified	Los Angeles	North Park Academy of the Arts	57/64527-00-019	11/09/23	\$ 1,757,869	\$ -	04/01/26
Los Angeles Unified	Los Angeles	Taft Charter High	57/64733-00-798	11/09/23	\$ 15,964,764	\$ -	04/01/26
Los Angeles Unified	Los Angeles	Woodlake Avenue Elementary	57/64733-00-799	11/09/23	\$ 2,695,889	\$ -	04/01/26
Santa Ana Unified	Orange	Jefferson Elementary	57/66670-00-070	11/09/23	\$ 1,805,345	\$ -	04/01/26
Los Angeles Unified	Los Angeles	Balboa Gifted/High Ability Magnet Elementary	57/64733-00-800	11/13/23	\$ 894,338	\$ -	04/01/26
Benicia Unified	Solano	Benicia High	57/70524-00-023	11/14/23	\$ 3,516,129	\$ -	04/01/26
El Rancho Unified	Los Angeles	Rivera Middle	57/64527-00-020	11/15/23	\$ 1,994,551	\$ -	04/01/26
Mill Valley Elementary	Marin	Strawberry Point Elementary	57/65391-00-010	11/16/23	\$ 734,372	\$ -	04/01/26
Moreno Valley Unified	Riverside	Valley View High	57/67124-00-030	11/16/23	\$ 25,711,427	\$ -	04/01/26
Moreno Valley Unified	Riverside	Box Springs Elementary	57/67124-00-031	11/16/23	\$ 184,697	\$ -	04/01/26
Moreno Valley Unified	Riverside	Sugar Hill Elementary	57/67124-00-032	11/16/23	\$ 4,445,489	\$ -	04/01/26
Santa Rosa High	Sonoma	Maria Carrillo High	57/70920-00-016	11/16/23	\$ 4,961,408	\$ -	04/01/26
Pleasanton Unified	Alameda	Donlon Elementary	57/75101-00-023	11/16/23	\$ 832,752	\$ -	04/01/26
Pleasanton Unified	Alameda	Harvest Park Middle	57/75101-00-024	11/16/23	\$ 462,792	\$ -	04/01/26
Los Angeles Unified	Los Angeles	Andasol Avenue Elementary	57/64733-00-801	11/17/23	\$ 962,271	\$ -	04/01/26
Siskiyou Union High	Siskiyou	Mount Shasta High	57/70466-00-004	11/20/23	\$ 1,141,342	\$ -	04/01/26
Siskiyou Union High	Siskiyou	Weed High	57/70466-00-005	11/20/23	\$ 1,154,394	\$ -	04/01/26
Los Angeles Unified	Los Angeles	Fair Avenue Elementary	57/64733-22-016	11/21/23	\$ 1,803,265	\$ -	04/01/26
Lynwood Unified	Los Angeles	Janie P. Abbott Elementary	57/64774-00-020	11/21/23	\$ 1,174,953	\$ -	04/01/26
Lynwood Unified	Los Angeles	Will Rogers Elementary	57/64774-00-021	11/21/23	\$ 2,875,684	\$ -	04/01/26
Los Angeles Unified	Los Angeles	Thomas Starr King Middle School Film and Med	57/64733-00-802	11/22/23	\$ 2,382,521	\$ -	04/01/26
Los Angeles Unified	Los Angeles	Second Street Elementary	57/64733-00-803	11/28/23	\$ 636,900	\$ -	04/01/26
Anaheim Union High	Orange	Orangeview Junior High	57/66431-07-002	11/29/23	\$ 7,413,986	\$ -	04/01/26
Mt. Diablo Unified	Contra Costa	Ayers Elementary	57/61754-00-097	11/30/23	\$ 547,893	\$ -	04/01/26
Mt. Diablo Unified	Contra Costa	Sequoia Elementary	57/61754-00-098	11/30/23	\$ 133,683	\$ -	04/01/26
Mt. Diablo Unified	Contra Costa	Sun Terrace Elementary	57/61754-00-099	11/30/23	\$ 549,138	\$ -	04/01/26
Mt. Diablo Unified	Contra Costa	Valley View Middle	57/61754-00-100	11/30/23	\$ 270,227	\$ -	04/01/26
Anaheim Union High	Orange	Cypress High	57/66431-08-001	12/06/23	\$ 6,930,180	\$ -	04/01/26
Los Angeles Unified	Los Angeles	Albion Street Elementary	57/64733-00-804	12/07/23	\$ 1,288,082	\$ -	04/01/26
San Lorenzo Valley Unified	Santa Cruz	SLVUSD Charter	57/69807-00-005	12/08/23	\$ 800,489	\$ -	05/01/26
Millville Elementary	Shasta	Millville Elementary	57/70052-00-004	12/08/23	\$ 8,875	\$ 5,916	05/01/26
Fontana Unified	San Bernardino	Oleander Elementary	57/67710-00-030	12/11/23	\$ 1,241,353	\$ -	05/01/26
Alhambra Unified	Los Angeles	Garfield Elementary	57/75713-00-037	12/12/23	\$ 5,425,980	\$ -	05/01/26
Hueneme Elementary	Ventura	Sunkist Elementary	57/72462-00-016	12/13/23	\$ 1,965,916	\$ -	05/01/26

**SFP APPLICATIONS**  
**Modernization School Facility Program**  
- Workload as of May 31, 2026 -

District	County	Site Name	Application Number	OPSC Date Received	Estimated State Grant (a)**	Financial Hardship (b)	Notification Occurred**
Hueneme Elementary	Ventura	Hollywood Beach Elementary	57/72462-00-017	12/13/23	\$ 714,248	\$ -	05/01/26
West Contra Costa Unified	Contra Costa	Lake Elementary	57/61796-00-056	12/14/23	\$ 3,027,337	\$ -	05/01/26
West Contra Costa Unified	Contra Costa	Hercules High	57/61796-00-057	12/14/23	\$ 2,397,009	\$ -	05/01/26
West Contra Costa Unified	Contra Costa	Hercules Middle	57/61796-00-058	12/14/23	\$ 2,512,365	\$ -	05/01/26
Tehama County Department of Education	Tehama	Gerber Elementary	57/10520-00-001	12/15/23	\$ 130,923	\$ 87,282	05/01/26
Palo Alto Unified	Santa Clara	Palo Verde Elementary	57/69641-00-034	12/20/23	\$ 732,592	\$ -	05/01/26
Palo Alto Unified	Santa Clara	Ellen Fletcher Middle	57/69641-00-035	12/20/23	\$ 1,113,846	\$ -	05/01/26
Colton Joint Unified	San Bernardino	Terrace Hills Middle	57/67686-00-028	12/26/23	\$ 2,877,321	\$ -	05/01/26
Capistrano Unified	Orange	Dana Hills High	57/66464-00-029	01/02/24	\$ 13,307,712	\$ -	05/01/26
Hueneme Elementary	Ventura	Richard Bard Elementary	57/72462-00-018	01/03/24	\$ 992,010	\$ -	05/01/26
Fremont Union High	Santa Clara	Homestead High	57/69468-00-020	01/09/24	\$ 3,071,357	\$ -	05/01/26
Temecula Valley Unified	Riverside	Chaparral High	57/75192-00-023	01/09/24	\$ 5,415,464	\$ -	05/01/26
Murrieta Valley Unified	Riverside	Avaxat Elementary	57/75200-00-013	01/12/24	\$ 633,127	\$ -	05/01/26
Murrieta Valley Unified	Riverside	Alta Murrieta Elementary	57/75200-00-014	01/12/24	\$ 1,139,604	\$ -	05/01/26
Vacaville Unified	Solano	Alamo Elementary	57/70573-00-020	01/15/24	\$ 3,297,274	\$ -	05/01/26
Los Angeles Unified	Los Angeles	Thomas Starr King Middle School Film and Med	57/64733-00-805	01/16/24	\$ 2,366,078	\$ -	05/01/26
Los Angeles Unified	Los Angeles	Alexandria Avenue Elementary	57/64733-00-806	01/16/24	\$ 953,663	\$ -	05/01/26
Delphic Elementary	Siskiyou	Delphic Elementary	57/70227-00-001	01/16/24	\$ 45,645	\$ 30,430	05/01/26
Los Angeles Unified	Los Angeles	Norwood Street Elementary	57/64733-00-807	01/17/24	\$ 4,762,209	\$ -	05/01/26
Middletown Unified	Lake	Coyote Valley Elementary	57/64055-00-004	01/18/24	\$ 1,390,315	\$ -	05/01/26
Waterford Unified	Stanislaus	Richard M. Moon Primary	57/75572-00-007	01/19/24	\$ 4,013,253	\$ -	05/01/26
Flournoy Union Elementary	Tehama	Flournoy Elementary	57/71530-00-001	01/22/24	\$ 41,763	\$ 27,842	05/01/26
Fresno Unified	Fresno	Addams Elementary	57/62166-00-151	01/25/24	\$ 1,505,136	\$ -	05/01/26
Newman-Crows Landing Unified	Stanislaus	Orestimba High	57/73601-00-005	01/25/24	\$ 1,432,425	\$ -	05/01/26
Los Angeles Unified	Los Angeles	Annandale Elementary	57/64733-00-808	01/26/24	\$ 1,473,555	\$ -	05/01/26
Fremont Unified	Alameda	William Hopkins Junior High	57/61176-00-057	01/29/24	\$ 1,017,944	\$ -	05/01/26
Chula Vista Elementary	San Diego	Allen (Ella B.) Elementary	57/68023-00-021	01/30/24	\$ 3,190,075	\$ -	05/01/26
Chula Vista Elementary	San Diego	Vista Square Elementary	57/68023-00-022	01/30/24	\$ 2,233,053	\$ -	05/01/26
Mammoth Unified	Mono	Mammoth High	57/73692-00-003	01/31/24	\$ 321,989	\$ -	06/02/26
Red Bluff Union Elementary	Tehama	Vista Preparatory Academy	57/71621-00-006	02/01/24	\$ 4,316,865	\$ -	06/02/26
Red Bluff Union Elementary	Tehama	William M. Metteer Elementary	57/71621-00-007	02/01/24	\$ 3,220,508	\$ -	06/02/26
Red Bluff Union Elementary	Tehama	Jackson Heights Elementary	57/71621-00-008	02/01/24	\$ 3,358,217	\$ -	06/02/26
Washington Unified	Fresno	West Fresno Elementary	57/76778-00-005	02/01/24	\$ 1,068,504	\$ -	06/02/26
Los Angeles Unified	Los Angeles	Emerson (Ralph Waldo) Junior M	57/64733-21-039	02/05/24	\$ 641,170	\$ -	06/02/26
Snowline Joint Unified	San Bernardino	Phelan Elementary	57/73957-00-005	02/05/24	\$ 6,658,638	\$ -	06/02/26
Alhambra Unified	Los Angeles	Mark Keppel High	57/75713-00-038	02/05/24	\$ 3,759,536	\$ -	06/02/26
Alhambra Unified	Los Angeles	Alhambra High	57/75713-00-039	02/05/24	\$ 13,898,152	\$ -	06/02/26
Hayward Unified	Alameda	Fairview Elementary	57/61192-00-010	02/07/24	\$ 3,374,810	\$ -	06/02/26
Hayward Unified	Alameda	Glassbrook Elementary	57/61192-00-011	02/07/24	\$ 3,024,191	\$ -	06/02/26
Hayward Unified	Alameda	Martin Luther King, Jr. Middle	57/61192-00-012	02/07/24	\$ 4,514,850	\$ -	06/02/26
Hayward Unified	Alameda	Tyrrell Elementary	57/61192-00-013	02/07/24	\$ 3,639,030	\$ -	06/02/26
Hayward Unified	Alameda	Park Elementary	57/61192-00-014	02/07/24	\$ 3,151,794	\$ -	06/02/26
Hayward Unified	Alameda	Hayward High	57/61192-00-015	02/07/24	\$ 15,819,567	\$ -	06/02/26
Hayward Unified	Alameda	Tennyson High	57/61192-00-016	02/07/24	\$ 12,937,708	\$ -	06/02/26
Hayward Unified	Alameda	Eldridge Elementary	57/61192-00-017	02/07/24	\$ 1,807,505	\$ -	06/02/26
Hayward Unified	Alameda	Cesar Chavez Middle	57/61192-00-018	02/07/24	\$ 3,246,511	\$ -	06/02/26
Hayward Unified	Alameda	Southgate Elementary	57/61192-00-019	02/07/24	\$ 3,898,272	\$ -	06/02/26
Hayward Unified	Alameda	Eden Gardens Elementary	57/61192-00-020	02/07/24	\$ 3,068,852	\$ -	06/02/26

**SFP APPLICATIONS**  
**Modernization School Facility Program**  
**- Workload as of May 31, 2026 -**

<b>District</b>	<b>County</b>	<b>Site Name</b>	<b>Application Number</b>	<b>OPSC Date Received</b>	<b>Estimated State Grant (a)***</b>	<b>Financial Hardship (b)</b>	<b>Notification Occurred**</b>
Hayward Unified	Alameda	Ruus Elementary	57/61192-00-021	02/07/24	\$ 2,418,077	\$ -	06/02/26
Hayward Unified	Alameda	Schafer Park Elementary	57/61192-00-022	02/07/24	\$ 4,096,056	\$ -	06/02/26
Los Angeles Unified	Los Angeles	San Gabriel Avenue Elementary	57/64733-00-809	02/07/24	\$ 1,587,781	\$ -	06/02/26
Anderson Valley Unified	Mendocino	Anderson Valley Junior-Senior High	57/65540-00-005	02/07/24	\$ 600,372	\$ -	06/02/26
Hayward Unified	Alameda	Brenkwitz High	57/61192-00-007	02/08/24	\$ 1,547,920	\$ -	06/02/26
Hayward Unified	Alameda	Burbank Elementary	57/61192-00-008	02/08/24	\$ 3,416,845	\$ -	06/02/26
Hayward Unified	Alameda	East Avenue Elementary	57/61192-00-009	02/08/24	\$ 1,807,505	\$ -	06/02/26
Los Angeles Unified	Los Angeles	Erwin Elementary	57/64733-00-810	02/08/24	\$ 2,990,311	\$ -	06/02/26
Los Angeles Unified	Los Angeles	Charles Leroy Lowman Special Education	57/64733-00-811	02/08/24	\$ 1,917,876	\$ -	06/02/26
Castle Rock Union Elementary	Shasta	Castle Rock Elementary	57/69922-00-002	02/08/24	\$ 75,539	\$ 50,359	06/02/26
Visalia Unified	Tulare	Redwood High	57/72256-00-039	02/08/24	\$ 5,255,670	\$ -	06/02/26
Campbell Union High	Santa Clara	Westmont High	57/69401-00-027	02/09/24	\$ 965,178	\$ -	
Lynwood Unified	Los Angeles	Washington Elementary	57/64774-00-022	02/14/24	\$ 1,721,061	\$ -	
Wilsona Elementary	Los Angeles	Vista San Gabriel Elementary	57/65151-00-003	02/15/24	\$ 4,656,489	\$ -	
Tulare City	Tulare	Maple Elementary	57/72231-00-008	02/15/24	\$ 987,711	\$ -	
Fontana Unified	San Bernardino	Palmetto Elementary	57/67710-00-031	02/21/24	\$ 1,548,431	\$ -	
El Rancho Unified	Los Angeles	Birney Tech Academy	57/64527-00-022	02/23/24	\$ 225,131	\$ -	
Saddleback Valley Unified	Orange	Robinson Elementary	57/73635-00-044	02/23/24	\$ 6,088,356	\$ -	
Vacaville Unified	Solano	Sierra Vista Elementary	57/70573-00-021	02/27/24	\$ 1,212,050	\$ -	
Pittsburg Unified	Contra Costa	Parkside Elementary	57/61788-00-015	03/04/24	\$ 3,885,927	\$ -	
Pittsburg Unified	Contra Costa	Pittsburg Senior High	57/61788-00-016	03/04/24	\$ 39,357,439	\$ -	
Yreka Union High	Siskiyou	Yreka High	57/70516-00-005	03/05/24	\$ 3,496,268	\$ -	
Tulare City	Tulare	Garden Elementary	57/72231-00-009	03/06/24	\$ 1,020,315	\$ -	
Saint Helena Unified	Napa	Saint Helena Primary	57/66290-00-005	03/07/24	\$ 537,701	\$ -	
Val Verde Unified	Riverside	Mead Valley Elementary	57/75242-00-016	03/12/24	\$ 557,508	\$ -	
Val Verde Unified	Riverside	Tomas Rivera Middle	57/75242-00-017	03/12/24	\$ 1,373,397	\$ -	
San Bernardino City Unified	San Bernardino	Sierra High	57/67876-00-123	03/13/24	\$ 4,096,904	\$ -	
Sausalito Marin City	Marin	Martin Luther King, Jr., Academy	57/65474-00-002	03/14/24	\$ 988,217	\$ -	
Albany City Unified	Alameda	Cornell Elementary	57/61127-00-008	03/15/24	\$ 1,734,546	\$ -	
Wilsona Elementary	Los Angeles	Challenger Middle	57/65151-00-004	03/20/24	\$ 6,682,198	\$ -	
Moreno Valley Unified	Riverside	Canyon Springs High	57/67124-00-033	03/21/24	\$ 7,131,205	\$ -	
New Haven Unified	Alameda	Hillview Crest Elementary	57/61242-00-010	03/22/24	\$ 2,934,869	\$ -	
Palm Springs Unified	Riverside	Nellie N. Coffman Middle	57/67173-00-015	03/22/24	\$ 1,767,322	\$ -	
Manteca Unified	San Joaquin	Neil Hafley Elementary	57/68593-00-017	03/25/24	\$ 921,677	\$ -	
El Monte Union High	Los Angeles	El Monte High	57/64519-00-006	03/26/24	\$ 3,503,780	\$ -	
Lawndale Elementary	Los Angeles	Will Rogers Middle	57/64691-00-018	03/26/24	\$ 3,504,719	\$ -	
Hemet Unified	Riverside	West Valley High	57/67082-00-015	03/27/24	\$ 1,077,493	\$ -	
Hemet Unified	Riverside	Hemet High	57/67082-00-016	03/27/24	\$ 3,553,024	\$ -	
Greenfield Union	Kern	Greenfield Middle	57/63503-00-012	03/28/24	\$ 2,673,425	\$ 1,782,283	
Jefferson Union High	San Mateo	Oceana High	57/68924-00-010	03/28/24	\$ 374,506	\$ -	
Napa Valley Unified	Napa	American Canyon Middle	57/66266-00-044	03/29/24	\$ 4,071,676	\$ -	
Folsom-Cordova Unified	Sacramento	Folsom Middle	57/67330-21-010	04/01/24	\$ 9,915,860	\$ -	
Kings County Office of Education	Kings	Lincoln Elementary	57/10165-00-004	04/02/24	\$ 80,380	\$ 53,587	
Saugus Union	Los Angeles	Cedar creek Elementary	57/64998-00-015	04/02/24	\$ 1,633,732	\$ -	
Ducor Union Elementary	Tulare	Ducor Union Elementary	57/71894-00-002	04/02/24	\$ 223,634	\$ 149,089	
Konocti Unified	Lake	Obsidian Middle	57/64022-00-018	04/05/24	\$ 873,339	\$ -	
Acalanes Union High	Contra Costa	Las Lomas High	57/61630-00-008	04/08/24	\$ 2,661,903	\$ -	
Acalanes Union High	Contra Costa	Miramonte High	57/61630-00-009	04/08/24	\$ 1,459,851	\$ -	

**SFP APPLICATIONS**  
**Modernization School Facility Program**  
**- Workload as of May 31, 2026 -**

District	County	Site Name	Application Number	OPSC Date Received	Estimated State Grant (a)***	Financial Hardship (b)	Notification Occurred**
Kings County Office of Education	Kings	Armona Elementary	57/10165-00-005	04/09/24	\$ 22,966	\$ 15,310	
Lynwood Unified	Los Angeles	Lindbergh Elementary	57/64774-00-023	04/11/24	\$ 1,409,398	\$ -	
Long Beach Unified	Los Angeles	Avalon K-12	57/64725-00-058	04/12/24	\$ 3,601,143	\$ -	
Saint Helena Unified	Napa	Robert Louis Stevenson Intermediate	57/66290-00-006	04/12/24	\$ 3,329,611	\$ -	
Semitropic Elementary	Kern	Semitropic Elementary	57/63768-00-002	04/15/24	\$ 30,058	\$ 20,039	
Beverly Hills Unified	Los Angeles	Beverly Vista Middle	57/64311-00-010	04/15/24	\$ 3,508,908	\$ -	
Anaheim Union High	Orange	Western High	57/66431-07-003	04/15/24	\$ 5,170,035	\$ -	
Manteca Unified	San Joaquin	Sierra High	57/68593-00-018	04/15/24	\$ 875,945	\$ -	
Manteca Unified	San Joaquin	McParland (George) Elementary	57/68593-00-019	04/16/24	\$ 6,438,816	\$ -	
Hayward Unified	Alameda	Bret Harte Middle	57/61192-00-023	04/17/24	\$ 3,670,848	\$ -	
Hayward Unified	Alameda	Longwood Elementary	57/61192-00-024	04/17/24	\$ 3,394,240	\$ -	
Hayward Unified	Alameda	Palma Ceia Elementary	57/61192-00-025	04/17/24	\$ 3,056,092	\$ -	
Durham Unified	Butte	Durham Intermediate	57/61432-00-003	04/17/24	\$ 2,079,663	\$ -	
El Monte Union High	Los Angeles	Mountain View High	57/64519-00-007	04/17/24	\$ 1,667,215	\$ -	
Novato Unified	Marin	Hamilton Meadow Park Elementary	57/65417-00-033	04/17/24	\$ 1,633,447	\$ -	
Novato Unified	Marin	San Marin High	57/65417-00-034	04/17/24	\$ 835,534	\$ -	
Parlier Unified	Fresno	Parlier High	57/62364-00-013	04/18/24	\$ 6,572,710	\$ 2,735,990	
Gridley Unified	Butte	Gridley High	57/75507-00-006	04/18/24	\$ 4,476,843	\$ -	
Saugus Union	Los Angeles	Plum Canyon Elementary	57/64998-00-016	04/23/24	\$ 5,416,747	\$ -	
French Gulch-Whiskeytown Elementary	Shasta	French Gulch-Whiskeytown Elementary	57/69997-00-001	04/25/24	\$ 240,064	\$ -	
Folsom-Cordova Unified	Sacramento	Gold Ridge Elementary	57/67330-00-012	04/29/24	\$ 3,877,955	\$ -	
Forestville Union Elementary	Sonoma	Forestville Elementary	57/70680-00-002	04/30/24	\$ 1,510,556	\$ -	
Duarte Unified	Los Angeles	Duarte High	57/64469-00-016	05/01/24	\$ 3,157,570	\$ -	
Simi Valley Unified	Ventura	Santa Susana High	57/72603-00-037	05/02/24	\$ 6,045,235	\$ -	
El Monte Union High	Los Angeles	El Monte High	57/64519-00-008	05/06/24	\$ 3,093,022	\$ -	
Jefferson Union High	San Mateo	Jefferson High	57/68924-00-011	05/06/24	\$ 8,040,163	\$ -	
Jefferson Union High	San Mateo	Terra Nova High	57/68924-00-012	05/06/24	\$ 3,046,798	\$ -	
Hueneme Elementary	Ventura	Hueneme Elementary	57/72462-00-019	05/06/24	\$ 3,277,648	\$ -	
Hueneme Elementary	Ventura	Sunkist Elementary	57/72462-00-020	05/06/24	\$ 745,494	\$ -	
Roseville Joint Union High	Placer	Oakmont High	57/66928-00-009	05/08/24	\$ 1,267,795	\$ -	
Roseville Joint Union High	Placer	Woodcreek High	57/66928-00-010	05/08/24	\$ 1,545,649	\$ -	
Chino Valley Unified	San Bernardino	Hidden Trails Elementary	57/67678-00-038	05/08/24	\$ 784,814	\$ -	
Pomona Unified	Los Angeles	La Verne Science and Technology Charter	57/64907-00-054	05/10/24	\$ 1,497,730	\$ -	
Pacific Elementary	Santa Cruz	Pacific Elementary	57/69781-00-001	05/10/24	\$ 1,354,324	\$ 902,883	
William S. Hart Union High	Los Angeles	William S. Hart High	57/65136-00-014	05/13/24	\$ 3,834,269	\$ -	
William S. Hart Union High	Los Angeles	Saugus High	57/65136-00-015	05/13/24	\$ 1,482,891	\$ -	
San Juan Unified	Sacramento	Mariemont Elementary	57/67447-00-088	05/13/24	\$ 3,770,648	\$ -	
San Juan Unified	Sacramento	Sierra Oaks K-8	57/67447-00-089	05/13/24	\$ 1,726,825	\$ -	
Cutler-Orosi Joint Unified	Tulare	Orosi High	57/71860-00-014	05/13/24	\$ 5,045,443	\$ 3,363,629	
Middletown Unified	Lake	Middletown High	57/64055-00-005	05/14/24	\$ 743,650	\$ -	
Pomona Unified	Los Angeles	Emerson Middle	57/64907-00-055	05/16/24	\$ 1,763,835	\$ -	
Greenfield Union	Kern	Leon H. Ollivier Middle	57/63503-00-013	05/17/24	\$ 3,769,899	\$ -	
Manteca Unified	San Joaquin	New Haven Elementary	57/68593-00-020	05/20/24	\$ 786,049	\$ -	
Manteca Unified	San Joaquin	East Union High	57/68593-00-021	05/20/24	\$ 8,104,373	\$ -	
William S. Hart Union High	Los Angeles	Valencia High	57/65136-00-016	05/21/24	\$ 3,109,605	\$ -	
Lemon Grove	San Diego	San Miguel Elementary	57/68205-00-011	05/21/24	\$ 1,187,773	\$ -	
Manteca Unified	San Joaquin	Nile Garden Elementary	57/68593-00-022	05/21/24	\$ 5,076,021	\$ -	
Fontana Unified	San Bernardino	West Randall Elementary	57/67710-00-032	05/22/24	\$ 1,484,436	\$ -	

**SFP APPLICATIONS**  
**Modernization School Facility Program**  
**- Workload as of May 31, 2026 -**

<b>District</b>	<b>County</b>	<b>Site Name</b>	<b>Application Number</b>	<b>OPSC Date Received</b>	<b>Estimated State Grant (a)***</b>	<b>Financial Hardship (b)</b>	<b>Notification Occurred**</b>
Fallbrook Union High	San Diego	Fallbrook High	57/68122-00-004	05/22/24	\$ 16,521,287	\$ -	
Pond Union Elementary	Kern	Pond Elementary	57/63719-00-001	05/23/24	\$ 262,227	\$ 174,818	
Los Angeles Unified	Los Angeles	Abraham Lincoln Senior High	57/64733-08-009	05/24/24	\$ 5,034,667	\$ -	
Mill Valley Elementary	Marin	Edna Maguire Elementary	57/65391-00-011	05/28/24	\$ 926,360	\$ -	
Palm Springs Unified	Riverside	Desert Learning Academy	57/67173-00-016	05/28/24	\$ 3,414,378	\$ -	
Simi Valley Unified	Ventura	Simi Valley High	57/72603-00-038	05/28/24	\$ 3,748,046	\$ -	
Vineland Elementary	Kern	Vineland Elementary	57/63834-00-003	05/29/24	\$ 311,060	\$ 207,373	
Vineland Elementary	Kern	Sunset	57/63834-00-004	05/29/24	\$ 296,228	\$ 197,485	
Downey Unified	Los Angeles	Doty (Wendy Lopour) Middle	57/64451-00-041	05/29/24	\$ 1,095,892	\$ -	
Lynwood Unified	Los Angeles	Lynwood High	57/64774-00-024	05/29/24	\$ 3,260,471	\$ -	
Forestville Union Elementary	Sonoma	Forestville Elementary	57/70680-00-003	05/29/24	\$ 2,518,003	\$ -	
Piner-Olivet Union Elementary	Sonoma	Olivet Elementary	57/70870-00-005	05/29/24	\$ 802,069	\$ -	
Sundale Union Elementary	Tulare	Sundale Elementary	57/72173-00-003	05/29/24	\$ 234,308	\$ 156,205	
Elk Grove Unified	Sacramento	James Rutter Middle	57/67314-00-041	05/30/24	\$ 1,255,601	\$ -	
Los Nietos	Los Angeles	Aeolian Elementary	57/64758-00-011	05/31/24	\$ 6,393,454	\$ -	
Elk Grove Unified	Sacramento	Pleasant Grove Elementary	57/67314-00-042	06/03/24	\$ 978,830	\$ -	
Perris Elementary	Riverside	Perris Elementary	57/67199-00-006	06/04/24	\$ 5,272,533	\$ -	
Elk Grove Unified	Sacramento	Isabelle Jackson Elementary	57/67314-00-043	06/05/24	\$ 2,480,163	\$ -	
Long Beach Unified	Los Angeles	Gompers Elementary	57/64725-00-059	06/07/24	\$ 5,768,462	\$ -	
Long Beach Unified	Los Angeles	Stanford Middle	57/64725-00-060	06/11/24	\$ 1,870,286	\$ -	
Pomona Unified	Los Angeles	Ganesha High	57/64907-00-056	06/12/24	\$ 3,424,380	\$ -	
San Bruno Park Elementary	San Mateo	Allen (Decima M.) Elementary	57/69013-00-009	06/12/24	\$ 4,211,221	\$ -	
Vacaville Unified	Solano	Jean Callison Elementary	57/70573-00-022	06/13/24	\$ 1,537,616	\$ -	
Vacaville Unified	Solano	Browns Valley Elementary	57/70573-00-023	06/13/24	\$ 1,515,009	\$ -	
Vacaville Unified	Solano	Cooper Elementary	57/70573-00-024	06/13/24	\$ 1,268,706	\$ -	
Santa Rosa Elementary	Sonoma	Luther Burbank Elementary	57/70912-00-013	06/13/24	\$ 2,079,903	\$ -	
Calistoga Joint Unified	Napa	Calistoga Elementary	57/66241-00-004	06/20/24	\$ 1,561,034	\$ -	
Anaheim Union High	Orange	Western High	57/66431-07-004	06/20/24	\$ 5,742,973	\$ -	
Los Angeles Unified	Los Angeles	Thirty-Second Street USC Performing Arts	57/64733-00-812	06/24/24	\$ 689,422	\$ -	
Los Angeles Unified	Los Angeles	Cienega Elementary	57/64733-00-813	06/24/24	\$ 2,801,053	\$ -	
Los Angeles Unified	Los Angeles	John Marshall Senior High	57/64733-12-013	06/24/24	\$ 8,447,399	\$ -	
Pomona Unified	Los Angeles	Kingsley Elementary	57/64907-00-057	06/24/24	\$ 713,214	\$ -	
Pomona Unified	Los Angeles	Alcott Elementary	57/64907-00-058	06/24/24	\$ 1,240,321	\$ -	
Pomona Unified	Los Angeles	Kellogg Polytechnic Elementary	57/64907-00-059	06/24/24	\$ 1,518,633	\$ -	
Pomona Unified	Los Angeles	Harrison Elementary	57/64907-00-060	06/24/24	\$ 2,140,524	\$ -	
Pomona Unified	Los Angeles	Philadelphia Elementary	57/64907-00-061	06/24/24	\$ 813,922	\$ -	
Pomona Unified	Los Angeles	Simons Middle	57/64907-00-062	06/24/24	\$ 1,848,017	\$ -	
Pomona Unified	Los Angeles	Golden Springs Elementary	57/64907-00-063	06/24/24	\$ 888,951	\$ -	
Pomona Unified	Los Angeles	Arroyo Elementary	57/64907-00-065	06/24/24	\$ 780,697	\$ -	
Elk Grove Unified	Sacramento	Isabelle Jackson Elementary	57/67314-00-044	06/24/24	\$ 1,868,364	\$ -	
Modesto City High	Stanislaus	Thomas Downey High	57/71175-00-004	06/27/24	\$ 2,175,074	\$ -	
Hacienda la Puente Unified	Los Angeles	William Workman High	57/73445-00-034	06/27/24	\$ 1,632,759	\$ -	
Hacienda la Puente Unified	Los Angeles	Glenn A. Wilson High	57/73445-00-035	07/01/24	\$ 2,681,714	\$ -	
Saugus Union	Los Angeles	Highlands Elementary	57/64998-00-017	07/02/24	\$ 3,745,954	\$ -	
Los Angeles Unified	Los Angeles	Academy for Enriched Sciences	57/64733-00-814	07/03/24	\$ 1,874,241	\$ -	
Los Angeles Unified	Los Angeles	Langdon Avenue Elementary	57/64733-00-815	07/08/24	\$ 6,860,282	\$ -	
Los Angeles Unified	Los Angeles	Ivanhoe Elementary	57/64733-00-816	07/08/24	\$ 1,944,064	\$ -	
Los Angeles Unified	Los Angeles	Harbor City Elementary	57/64733-00-817	07/08/24	\$ 1,915,874	\$ -	

**SFP APPLICATIONS**  
**Modernization School Facility Program**  
**- Workload as of May 31, 2026 -**

<b>District</b>	<b>County</b>	<b>Site Name</b>	<b>Application Number</b>	<b>OPSC Date Received</b>	<b>Estimated State Grant (a)***</b>	<b>Financial Hardship (b)</b>	<b>Notification Occurred**</b>
San Mateo-Foster City	San Mateo	Foster City Elementary	57/69039-00-014	07/08/24	\$ 4,214,401	\$ -	
Vista Unified	San Diego	Bobier Elementary	57/68452-00-017	07/09/24	\$ 3,937,478	\$ -	
Roseville Joint Union High	Placer	Granite Bay High	57/66928-00-011	07/10/24	\$ 4,379,725	\$ -	
Los Angeles Unified	Los Angeles	Johnnie Cochran Jr. Middle	57/64733-00-818	07/15/24	\$ 2,193,744	\$ -	
Los Angeles Unified	Los Angeles	Robert Hill Lane Elementary	57/64733-00-819	07/17/24	\$ 1,679,909	\$ -	
Rio Bravo-Greeley Union Elementary	Kern	Rio Bravo-Greeley Elementary	57/73544-00-003	07/18/24	\$ 2,041,912	\$ -	
East Whittier City Elementary	Los Angeles	East Whittier Middle	57/64485-00-014	07/22/24	\$ 1,872,627	\$ -	
Fremont Unified	Alameda	Centerville Junior High	57/61176-00-058	07/25/24	\$ 8,982,793	\$ -	
Fremont Unified	Alameda	Thornton Junior High	57/61176-00-059	07/25/24	\$ 11,164,649	\$ -	
San Jacinto Unified	Riverside	San Jacinto Leadership Academy - Magnet	57/67249-00-009	07/25/24	\$ 1,199,898	\$ -	
Fontana Unified	San Bernardino	Fontana High	57/67710-00-033	07/26/24	\$ 9,893,532	\$ -	
Tamalpais Union High	Marin	Archie Williams High	57/65482-00-006	07/29/24	\$ 2,783,339	\$ -	
Tamalpais Union High	Marin	Tamalpais High	57/65482-00-007	07/29/24	\$ 2,057,916	\$ -	
Los Angeles Unified	Los Angeles	Bandini Street Elementary	57/64733-00-820	07/31/24	\$ 1,643,219	\$ -	
Vallejo City Unified	Solano	Glen Cove Elementary	57/70581-00-030	07/31/24	\$ 3,224,387	\$ -	
Vallejo City Unified	Solano	Grace Patterson Elementary	57/70581-00-031	07/31/24	\$ 2,048,028	\$ -	
Vallejo City Unified	Solano	Joseph H. Wardlaw Elementary	57/70581-00-032	07/31/24	\$ 5,244,483	\$ -	
Vallejo City Unified	Solano	Steffan Manor Elementary	57/70581-00-033	07/31/24	\$ 1,194,843	\$ -	
Konocti Unified	Lake	East Lake Elementary	57/64022-00-019	08/01/24	\$ 592,728	\$ -	
Standard Elementary	Kern	Highland Elementary	57/63792-00-004	08/05/24	\$ 967,094	\$ -	
Paradise Unified	Butte	Cedarwood Elementary	57/61531-00-011	08/06/24	\$ 288,465	\$ -	
Los Angeles Unified	Los Angeles	Hillside Elementary	57/64733-00-821	08/06/24	\$ 3,084,957	\$ -	
San Juan Unified	Sacramento	Arcade Fundamental Middle	57/67447-00-090	08/06/24	\$ 6,434,207	\$ -	
Standard Elementary	Kern	Wingland Elementary	57/63792-00-005	08/07/24	\$ 1,414,998	\$ -	
Long Beach Unified	Los Angeles	Gant Elementary	57/64725-00-061	08/07/24	\$ 6,868,245	\$ -	
Santa Paula Unified	Ventura	Santa Paula High	57/76828-00-007	08/07/24	\$ 9,397,683	\$ -	
Los Angeles Unified	Los Angeles	Montara Avenue Elementary	57/64733-00-822	08/08/24	\$ 1,605,657	\$ -	
Placerville Union Elementary	El Dorado	Edwin Markham Middle	57/61952-00-004	08/09/24	\$ 243,181	\$ -	
Long Beach Unified	Los Angeles	Helen Keller Middle	57/64725-00-062	08/12/24	\$ 487,338	\$ -	
Keyes Union	Stanislaus	Barbara Spratling Middle	57/71134-00-003	08/14/24	\$ 922,403	\$ -	
Keyes Union	Stanislaus	Keyes Elementary	57/71134-00-004	08/14/24	\$ 1,701,513	\$ -	
Pomona Unified	Los Angeles	Ganesha High	57/64907-00-066	08/16/24	\$ 2,810,590	\$ -	
Hemet Unified	Riverside	Whittier Elementary	57/67082-00-017	08/16/24	\$ 4,553,992	\$ -	
Pleasanton Unified	Alameda	Amador Valley High	57/75101-00-025	08/16/24	\$ 1,815,491	\$ -	
Pleasanton Unified	Alameda	Thomas S. Hart Middle	57/75101-00-026	08/16/24	\$ 754,866	\$ -	
Grossmont Union High	San Diego	Chaparral High	57/68130-00-040	08/20/24	\$ 280,075	\$ -	
Grossmont Union High	San Diego	Helix High	57/68130-00-041	08/20/24	\$ 2,098,020	\$ -	
Willows Unified	Glenn	Willows Intermediate	57/62661-00-008	08/21/24	\$ 2,345,432	\$ -	
Manteca Unified	San Joaquin	Manteca High	57/68593-00-023	08/22/24	\$ 22,038,683	\$ -	
Pleasanton Unified	Alameda	Foothill High	57/75101-00-027	08/22/24	\$ 2,033,494	\$ -	
Fresno Unified	Fresno	Del Mar Elementary	57/62166-00-152	08/23/24	\$ 1,384,886	\$ -	
Vallecitos Elementary	San Diego	Vallecitos Elementary	57/68437-00-001	08/23/24	\$ 173,627	\$ 115,751	
Los Angeles Unified	Los Angeles	Heliotrope Avenue Elementary	57/64733-00-823	08/26/24	\$ 806,160	\$ -	
Los Angeles Unified	Los Angeles	Chase Street Elementary	57/64733-00-824	08/26/24	\$ 842,267	\$ -	
Greenfield Union Elementary	Monterey	Mary Chapa Academy	57/66035-00-007	08/28/24	\$ 1,860,000	\$ 1,240,000	
Los Angeles Unified	Los Angeles	Eagle Rock High	57/64733-00-825	08/29/24	\$ 13,016,714	\$ -	
Sweetwater Union High	San Diego	Eastlake High	57/68411-00-053	08/29/24	\$ 9,197,423	\$ -	
Simi Valley Unified	Ventura	Royal High	57/72603-00-039	08/29/24	\$ 1,172,443	\$ -	

**SFP APPLICATIONS**  
**Modernization School Facility Program**  
- Workload as of May 31, 2026 -

District	County	Site Name	Application Number	OPSC Date Received	Estimated State Grant (a)***	Financial Hardship (b)	Notification Occurred**
Woodland Joint Unified	Yolo	Beamer Elementary	57/72710-00-017	08/29/24	\$ 873,886	\$ -	
Woodland Joint Unified	Yolo	Cache Creek High	57/72710-00-018	08/29/24	\$ 1,491,096	\$ -	
Woodland Joint Unified	Yolo	Dingle Elementary	57/72710-00-019	08/29/24	\$ 1,118,839	\$ -	
Woodland Joint Unified	Yolo	Woodland Prairie Elementary	57/72710-00-020	08/29/24	\$ 2,379,796	\$ -	
Grossmont Union High	San Diego	Granite Hills High	57/68130-00-042	08/30/24	\$ 310,348	\$ -	
Placerville Union Elementary	El Dorado	Louisiana Schnell Elementary	57/61952-00-005	09/04/24	\$ 544,482	\$ -	
Woodland Joint Unified	Yolo	Plainfield Elementary	57/72710-00-021	09/04/24	\$ 369,239	\$ -	
Dixon Unified	Solano	Anderson (Linford L.) Elementary	57/70532-00-006	09/05/24	\$ 4,707,886	\$ -	
Hacienda la Puente Unified	Los Angeles	Los Altos High	57/73445-00-036	09/05/24	\$ 5,295,626	\$ -	
Los Angeles Unified	Los Angeles	Joseph Le Conte Middle	57/64733-00-826	09/09/24	\$ 940,271	\$ -	
Merced Union High	Merced	Golden Valley High	57/65789-00-012	09/11/24	\$ 3,459,983	\$ -	
Elk Grove Unified	Sacramento	Samuel Jackman Middle	57/67314-00-045	09/13/24	\$ 2,517,320	\$ -	
Elk Grove Unified	Sacramento	Prairie Elementary	57/67314-00-046	09/13/24	\$ 2,371,975	\$ -	
Los Angeles Unified	Los Angeles	Betty Plasencia Elementary	57/64733-11-017	09/17/24	\$ 6,516,759	\$ -	
Los Angeles Unified	Los Angeles	Barton Hill Elementary	57/64733-00-827	09/18/24	\$ 768,590	\$ -	
Monterey Peninsula Unified	Monterey	Marina Vista Elementary	57/66092-00-046	09/18/24	\$ 636,606	\$ -	
Los Angeles Unified	Los Angeles	Patrick Henry Middle	57/64733-00-828	09/20/24	\$ 4,340,766	\$ -	
Mount Pleasant Elementary	Santa Clara	Mt. Pleasant Elementary	57/69617-00-001	09/23/24	\$ 3,829,286	\$ -	
Valley Home Joint Elementary	Stanislaus	Valley Home Elementary	57/71324-00-001	09/24/24	\$ 307,978	\$ 205,319	
Anaheim Union High	Orange	South Junior High	57/66431-02-001	09/25/24	\$ 1,898,130	\$ -	
Modesto City Elementary	Stanislaus	La Loma Junior High	57/71167-00-008	09/25/24	\$ 1,554,310	\$ -	
Dublin Unified	Alameda	Frederiksen Elementary	57/75093-00-017	09/25/24	\$ 939,170	\$ -	
Fountain Valley Elementary	Orange	Fulton (Harry C.) Middle	57/66498-00-023	09/26/24	\$ 821,918	\$ -	
Fountain Valley Elementary	Orange	Gisler (Robert) Elementary	57/66498-00-024	09/26/24	\$ 612,487	\$ -	
Fountain Valley Elementary	Orange	Masuda (Kazuo) Middle	57/66498-00-025	09/26/24	\$ 352,667	\$ -	
Fountain Valley Elementary	Orange	Tamura (Hisamatsu) Elementary	57/66498-00-026	09/26/24	\$ 656,570	\$ -	
Washington Colony Elementary	Fresno	Washington Colony Elementary	57/62513-00-002	09/27/24	\$ 1,587,778	\$ 1,058,519	
Pomona Unified	Los Angeles	Lexington Elementary	57/64907-00-067	10/01/24	\$ 1,125,581	\$ -	
Pomona Unified	Los Angeles	Lincoln Elementary	57/64907-00-068	10/02/24	\$ 732,490	\$ -	
Pomona Unified	Los Angeles	La Verne Science and Technology Charter	57/64907-00-069	10/02/24	\$ 340,732	\$ -	
Los Angeles Unified	Los Angeles	One Hundred Ninth Street Elementary	57/64733-00-829	10/03/24	\$ 746,632	\$ -	
Manteca Unified	San Joaquin	East Union High	57/68593-00-024	10/03/24	\$ 2,794,265	\$ -	
Buellton Union Elementary	Santa Barbara	Oak Valley Elementary	57/69138-00-004	10/03/24	\$ 1,119,133	\$ -	
Los Angeles Unified	Los Angeles	John Burroughs Middle	57/64733-00-830	10/04/24	\$ 15,434,448	\$ -	
Los Angeles Unified	Los Angeles	San Miguel Elementary	57/64733-00-831	10/04/24	\$ 5,817,883	\$ -	
Anaheim Union High	Orange	Anaheim High	57/66431-01-005	10/04/24	\$ 2,368,338	\$ -	
Lewiston Elementary	Trinity	Lewiston Elementary	57/71746-00-001	10/04/24	\$ 1,516,256	\$ 1,010,837	
Los Angeles Unified	Los Angeles	Susan Miller Dorsey Senior High	57/64733-00-832	10/07/24	\$ 2,397,619	\$ -	
Anaheim Union High	Orange	Brookhurst Junior High	57/66431-06-001	10/07/24	\$ 1,223,163	\$ -	
Anaheim Union High	Orange	Western High	57/66431-07-005	10/07/24	\$ 6,929,400	\$ -	
Los Angeles Unified	Los Angeles	Noble Avenue Elementary	57/64733-00-833	10/08/24	\$ 1,109,450	\$ -	
Los Angeles Unified	Los Angeles	Victory Boulevard Elementary	57/64733-22-017	10/08/24	\$ 4,357,811	\$ -	
Etiwanda Elementary	San Bernardino	Carleton P. Lightfoot Elementary	57/67702-00-004	10/08/24	\$ 3,828,090	\$ -	
Etiwanda Elementary	San Bernardino	East Heritage Elementary	57/67702-00-005	10/08/24	\$ 3,349,579	\$ -	
Colton Joint Unified	San Bernardino	Grand Terrace High	58/67686-00-004	10/08/24	\$ 1,034,001	\$ -	
Los Angeles Unified	Los Angeles	San Fernando Senior High	57/64733-73-007	10/09/24	\$ 904,088	\$ -	
Los Angeles Unified	Los Angeles	Russell Elementary	57/64733-15-014	10/10/24	\$ 2,345,384	\$ -	
Elk Grove Unified	Sacramento	Elk Grove High	57/67314-00-047	10/11/24	\$ 23,428,076	\$ -	

**SFP APPLICATIONS**  
**Modernization School Facility Program**  
- Workload as of May 31, 2026 -

District	County	Site Name	Application Number	OPSC Date Received	Estimated State Grant (a)**	Financial Hardship (b)	Notification Occurred**
Los Angeles Unified	Los Angeles	Normandie Avenue Elementary	57/64733-00-834	10/14/24	\$ 7,547,946	\$ -	
Los Angeles Unified	Los Angeles	Angeles Mesa Elementary	57/64733-00-835	10/14/24	\$ 1,327,465	\$ -	
Los Angeles Unified	Los Angeles	Washington Irving Middle School Math, Music a	57/64733-12-014	10/14/24	\$ 3,617,871	\$ -	
Los Angeles Unified	Los Angeles	Clover Avenue Elementary	57/64733-21-040	10/14/24	\$ 159,829	\$ -	
Pomona Unified	Los Angeles	Marshall Middle	57/64907-00-070	10/14/24	\$ 1,439,170	\$ -	
Los Angeles Unified	Los Angeles	Baldwin Hills Elementary	57/64733-23-007	10/15/24	\$ 1,532,115	\$ -	
Los Angeles Unified	Los Angeles	Amestoy Elementary	57/64733-33-025	10/16/24	\$ 1,091,161	\$ -	
Los Angeles Unified	Los Angeles	Alexander Hamilton Senior High	57/64733-00-837	10/18/24	\$ 25,497,690	\$ -	
Los Angeles Unified	Los Angeles	Sixty-Eight Street Elementary	57/64733-00-838	10/18/24	\$ 1,462,508	\$ -	
Etiwanda Elementary	San Bernardino	Summit Intermediate	57/67702-00-006	10/18/24	\$ 7,455,396	\$ -	
Santa Barbara Unified	Santa Barbara	Washington Elementary	57/76786-00-022	10/18/24	\$ 1,580,332	\$ -	
Pittsburg Unified	Contra Costa	Parkside Elementary	57/61788-00-014	10/21/24	\$ 139,907	\$ -	
Los Angeles Unified	Los Angeles	Fishburn Avenue Elementary	57/64733-00-839	10/21/24	\$ 866,424	\$ -	
Modesto City Elementary	Stanislaus	Sonoma Elementary	57/71167-00-009	10/21/24	\$ 3,758,432	\$ -	
Modesto City Elementary	Stanislaus	Mark Twain Junior High	57/71167-00-010	10/21/24	\$ 3,858,419	\$ -	
Pomona Unified	Los Angeles	Pantera Elementary	57/64907-00-071	10/22/24	\$ 1,274,141	\$ -	
Mountain View Whisman	Santa Clara	Benjamin Bubb Elementary	57/69591-00-010	10/22/24	\$ 1,792,384	\$ -	
Mountain View Whisman	Santa Clara	Amy Imai Elementary	57/69591-00-011	10/22/24	\$ 1,301,239	\$ -	
Mountain View Whisman	Santa Clara	Edith Landels Elementary	57/69591-00-012	10/22/24	\$ 1,498,791	\$ -	
Mountain View Whisman	Santa Clara	Isaac Newton Graham Middle	57/69591-00-013	10/22/24	\$ 3,010,805	\$ -	
Long Beach Unified	Los Angeles	Lakewood High	57/64725-00-063	10/23/24	\$ 8,982,170	\$ -	
Los Angeles Unified	Los Angeles	Logan Academy of Global Ecology	57/64733-00-840	10/23/24	\$ 1,707,000	\$ -	
Monterey Peninsula Unified	Monterey	Los Arboles Middle	57/66092-00-047	10/23/24	\$ 1,310,443	\$ -	
Walnut Creek Elementary	Contra Costa	Walnut Creek Intermediate	57/61812-00-009	10/24/24	\$ 9,933,644	\$ -	
Las Virgenes Unified	Los Angeles	Round Meadow Elementary	57/64683-00-012	10/24/24	\$ 5,302,901	\$ -	
Los Angeles Unified	Los Angeles	Manchester Avenue Elementary	57/64733-15-015	10/24/24	\$ 743,184	\$ -	
Wiseburn Unified	Los Angeles	Wiseburn Middle	57/76869-00-001	10/24/24	\$ 2,209,280	\$ -	
Merced Union High	Merced	Livingston High	57/65789-00-013	10/25/24	\$ 3,346,598	\$ -	
Saint Helena Unified	Napa	Saint Helena Elementary	57/66290-00-007	10/25/24	\$ 1,355,044	\$ -	
Conejo Valley Unified	Ventura	Colina Middle	57/73759-00-061	10/25/24	\$ 1,754,428	\$ -	
Conejo Valley Unified	Ventura	Sequoia Middle	57/73759-00-062	10/25/24	\$ 3,258,224	\$ -	
Wiseburn Unified	Los Angeles	Del Aire Elementary	57/76869-00-002	10/25/24	\$ 1,375,538	\$ -	
Wiseburn Unified	Los Angeles	Aviation Elementary	57/76869-00-003	10/25/24	\$ 694,969	\$ -	
Wiseburn Unified	Los Angeles	Hollyglen Elementary	57/76869-00-004	10/25/24	\$ 748,202	\$ -	
San Diego Unified	San Diego	Taft Middle	57/68338-00-294	10/26/24	\$ 8,803,299	\$ -	
Los Angeles Unified	Los Angeles	Seventh Street Elementary	57/64733-20-027	10/28/24	\$ 1,308,105	\$ -	
San Rafael City Elementary	Marin	Coleman Elementary	57/65458-00-018	10/28/24	\$ 3,105,103	\$ -	
San Rafael City Elementary	Marin	Glenwood Elementary	57/65458-00-019	10/28/24	\$ 2,839,167	\$ -	
Santa Rita Union Elementary	Monterey	Gavilan View Middle	57/66191-00-006	10/28/24	\$ 8,090,855	\$ -	
Palm Springs Unified	Riverside	Landau Elementary	57/67173-00-017	10/28/24	\$ 4,500,330	\$ -	
San Diego Unified	San Diego	Miramar Ranch Elementary	57/68338-00-295	10/28/24	\$ 7,011,785	\$ -	
San Diego Unified	San Diego	Zamorano Elementary	57/68338-00-296	10/28/24	\$ 10,495,347	\$ -	
San Diego Unified	San Diego	Ericson Elementary	57/68338-00-297	10/28/24	\$ 9,251,218	\$ -	
Camptonville Elementary	Yuba	Camptonville Elementary	57/72728-00-001	10/28/24	\$ 78,307	\$ 52,205	
Fremont Unified	Alameda	American High	57/61176-00-060	10/29/24	\$ 29,874,303	\$ -	
Martinez Unified	Contra Costa	Morello Park Elementary	57/61739-00-014	10/29/24	\$ 3,334,095	\$ -	
West Contra Costa Unified	Contra Costa	Collins Elementary	57/61796-00-059	10/29/24	\$ 5,194,881	\$ -	
West Contra Costa Unified	Contra Costa	Shannon Elementary	57/61796-00-060	10/29/24	\$ 3,577,258	\$ -	

SFP APPLICATIONS  
 Modernization School Facility Program  
 - Workload as of May 31, 2026 -

District	County	Site Name	Application Number	OPSC Date Received	Estimated State Grant (a)***	Financial Hardship (b)	Notification Occurred**
Las Virgenes Unified	Los Angeles	Calabasas High	57/64683-00-013	10/29/24	\$ 4,549,428	\$ -	
Long Beach Unified	Los Angeles	Tincher Preparatory	57/64725-00-064	10/29/24	\$ 11,325,166	\$ -	
Los Angeles Unified	Los Angeles	Audubon Middle	57/64733-00-841	10/29/24	\$ 1,085,027	\$ -	
Los Angeles Unified	Los Angeles	Marianna Avenue Elementary	57/64733-00-842	10/29/24	\$ 799,186	\$ -	
Pomona Unified	Los Angeles	Madison Elementary	57/64907-00-072	10/29/24	\$ 961,892	\$ -	
San Rafael City Elementary	Marin	Venetia Valley K-8	57/65458-00-020	10/29/24	\$ 2,451,166	\$ -	
Calistoga Joint Unified	Napa	Calistoga Junior/Senior High	57/66241-00-005	10/29/24	\$ 2,333,311	\$ -	
Saint Helena Unified	Napa	Saint Helena High	57/66290-00-008	10/29/24	\$ 6,461,456	\$ -	
Palm Springs Unified	Riverside	Sunny Sands Elementary	57/67173-00-018	10/29/24	\$ 6,176,936	\$ -	
Elk Grove Unified	Sacramento	Sheldon High	57/67314-00-048	10/29/24	\$ 19,343,051	\$ -	
Elk Grove Unified	Sacramento	Laguna Creek High	57/67314-00-049	10/29/24	\$ 14,660,158	\$ -	
Fontana Unified	San Bernardino	South Tamarind Elementary	57/67710-00-034	10/29/24	\$ 1,577,972	\$ -	
San Diego Unified	San Diego	Boone Elementary	57/68338-00-298	10/29/24	\$ 6,775,719	\$ -	
San Diego Unified	San Diego	Hickman Elementary	57/68338-00-299	10/29/24	\$ 5,786,796	\$ -	
San Diego Unified	San Diego	San Diego High	57/68338-00-300	10/29/24	\$ 30,636,323	\$ -	
San Diego Unified	San Diego	Clark Middle	57/68338-00-301	10/29/24	\$ 4,881,476	\$ -	
San Diego Unified	San Diego	Chesterton Elementary	57/68338-00-302	10/29/24	\$ 4,931,856	\$ -	
San Diego Unified	San Diego	Cubberley Elementary	57/68338-00-303	10/29/24	\$ 2,488,259	\$ -	
San Diego Unified	San Diego	Hamilton Elementary	57/68338-00-304	10/29/24	\$ 12,517,854	\$ -	
San Diego Unified	San Diego	Correia Middle	57/68338-00-305	10/29/24	\$ 7,287,811	\$ -	
San Diego Unified	San Diego	Mason Elementary	57/68338-00-306	10/29/24	\$ 2,552,060	\$ -	
San Diego Unified	San Diego	Clairemont Canyons Academy	57/68338-00-307	10/29/24	\$ 5,997,341	\$ -	
San Diego Unified	San Diego	Lewis Middle	57/68338-00-308	10/29/24	\$ 2,552,060	\$ -	
San Diego Unified	San Diego	Linda Vista Elementary	57/68338-00-309	10/29/24	\$ 5,250,863	\$ -	
San Diego Unified	San Diego	Dailard Elementary	57/68338-00-310	10/29/24	\$ 4,619,229	\$ -	
San Diego Unified	San Diego	Hoover High	57/68338-00-311	10/29/24	\$ 26,662,994	\$ -	
San Diego Unified	San Diego	Bay Park Elementary	57/68338-00-312	10/29/24	\$ 3,885,511	\$ -	
San Diego Unified	San Diego	Alcott Elementary	57/68338-00-313	10/29/24	\$ 3,885,511	\$ -	
San Diego Unified	San Diego	Holmes Elementary	57/68338-00-314	10/29/24	\$ 3,885,511	\$ -	
San Diego Unified	San Diego	Spreckels Elementary	57/68338-00-315	10/29/24	\$ 5,455,028	\$ -	
San Diego Unified	San Diego	Canyon Hills High	57/68338-00-316	10/29/24	\$ 20,628,505	\$ -	
Fremont Union High	Santa Clara	Lynbrook High	57/69468-00-021	10/29/24	\$ 2,359,856	\$ -	
Big Springs Union Elementary	Siskiyou	Big Springs Elementary	57/70185-00-003	10/29/24	\$ 28,154	\$ 18,769	
Milpitas Unified	Santa Clara	Pearl Zanker Elementary	57/73387-00-015	10/29/24	\$ 5,649,938	\$ -	
Milpitas Unified	Santa Clara	Anthony Spangler Elementary	57/73387-00-016	10/29/24	\$ 5,640,631	\$ -	
Dublin Unified	Alameda	Dublin Elementary	57/75093-00-018	10/29/24	\$ 840,119	\$ -	
Mountain Empire Unified	San Diego	Potrero Elementary	58/68213-00-001	11/25/25	\$ 333,306	\$ 222,204	
Mountain Empire Unified	San Diego	Campo Elementary	58/68213-00-002	11/25/25	\$ 216,821	\$ 144,547	
Mountain Empire Unified	San Diego	Clover Flat Elementary	58/68213-00-003	11/25/25	\$ 343,104	\$ 228,736	
Mountain Empire Unified	San Diego	Pine Valley	58/68213-00-004	11/25/25	\$ 8,333	\$ 5,555	
Mountain Empire Unified	San Diego	Descanso Elementary	58/68213-00-005	11/25/25	\$ 651,456	\$ 434,304	
Mountain Empire Unified	San Diego	Mountain Empire High	58/68213-00-006	02/26/26	\$ 260,997	\$ 173,998	
Anderson Valley Unified	Mendocino	Anderson Valley Junior-Senior	58/65540-00-004*	04/14/26	\$ -	\$ -	
Piner-Olivet Union Elementary	Sonoma	Olivet Elementary	58/70870-00-001	05/28/26	\$ 765,043	\$ -	

	<b>\$ 1,962,486,938</b>	<b>\$ 18,764,807</b>
<b>Total number of applications: 572</b>	<b>Total amount</b>	<b>\$ 1,981,251,745</b>

<b>MODERNIZATION FUNDING SUBTOTALS</b>	<b>\$ 1,958,873,877</b>	<b>\$ 17,555,462</b>
--	-------------------------	----------------------

SFP APPLICATIONS  
 Modernization School Facility Program  
 - Workload as of May 31, 2026 -

District	County	Site Name	Application Number	OPSC Date Received	Estimated State Grant (a)***	Financial Hardship (b)	Notification Occurred**
					<b>MODERNIZATION FACILITY HARDSHIP - NON SEISMIC</b>	<b>\$ 3,613,061</b>	<b>\$ 1,209,345</b>
					<b>TOTAL MODERNIZATION FUNDING</b>	<b>\$ 1,981,251,745</b>	
					<b>MODERNIZATION FACILITY HARDSHIP - SEISMIC</b>	<b>\$ -</b>	<b>\$ -</b>

(a) Represents estimated 60% state share of project including excessive cost grants. Seismic Mitigation Program projects represents the estimated 50% state share of project. Amounts shown have not been reviewed by OPSC for compliance with all School Facility Program requirements.

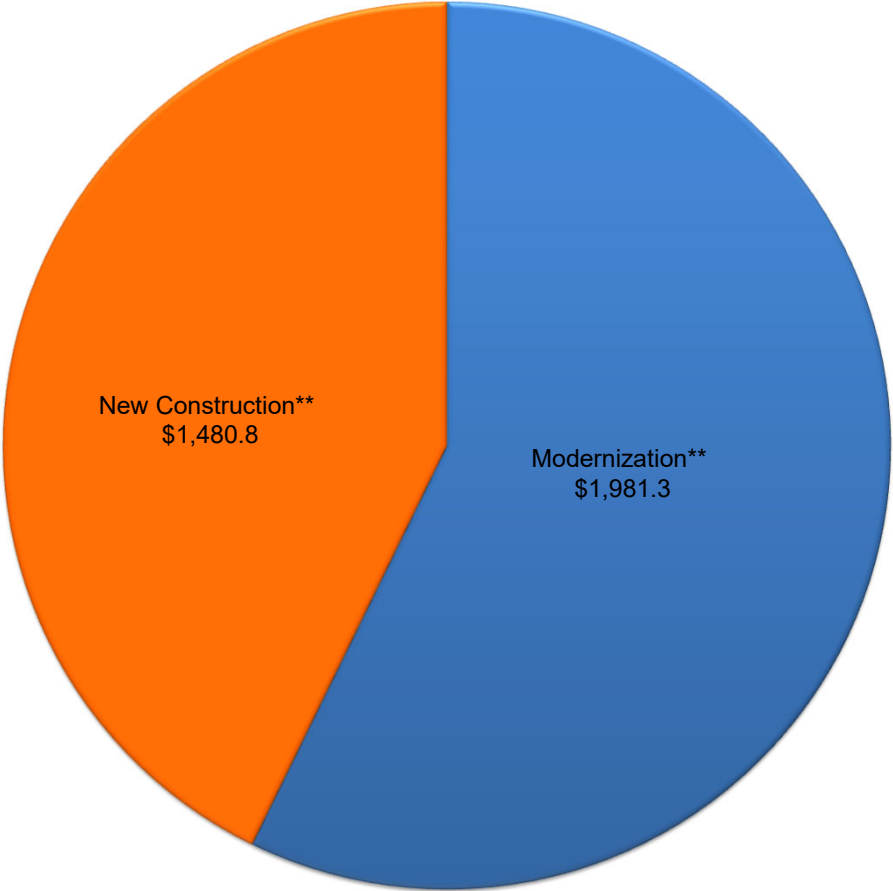
(b) Represents estimated financial hardship. Amounts shown have not been reviewed by OPSC for compliance with all School Facility Program requirements.

\*Facility Hardship project requesting Seismic Mitigation Program funding.

\*\*School districts have been notified that the Office of Public School Construction will begin processing the district's application in the near future.

\*\*\* Estimated State Grant is equal to the estimated State Share at the time the application was submitted.

**School Facility Program Applications within Bond Authority\***  
**- in millions of dollars, as of May 31, 2026 -**



\*The projects on this report only represent completed applications that are awaiting Office of Public School Construction (OPSC) processing and scheduling to the State Allocation Board. It does not reflect the OPSC's complete workload or guarantee the project is within available bond authority.

\*\* Includes Facility Hardship Non-Seismic applications (as applicable)

**CHARTER SCHOOL FACILITIES PROGRAM**  
Submitted Applications for Preliminary Apportionment (Forms SAB 50-09) - as of October 31, 2025

County	District	Charter School	Application Number	Type	Date App Received	Estimated Total Reserved Preliminary Apportionment
Santa Clara	Alum Rock Union Elementary	Alpha: Blanca Alvarado Rehabilitation	54/69369-00-005	Rehabilitation	7/3/2025	\$16,953,862.00
Santa Clara	Alum Rock Union Elementary	Alpha: Blanca Alvarado	54/69369-00-006	New Construction	7/3/2025	\$6,279,646.00
Sacramento	Natomas Unified	Westlake High School	54/75283-00-014	New Construction	7/3/2025	\$43,903,238.00
Los Angeles	Los Angeles Unified	Animo Jackie Robinson Charter High	54/64733-00-105	New Construction	7/3/2025	\$76,130,092.89
Solano	Vallejo City Unified	ELITE Public Schools New School Site and School	54/70581-00-008	New Construction	8/20/2025	\$44,161,250.00
San Diego	Cajon Valley Union Elementary	EJE Elementary addition	54/67991-00-004	New Construction	8/28/2025	\$4,902,576.00
Los Angeles	Pasadena Unified	Pasadena Rosebud Academy	54/64881-00-001	New Construction	9/18/2025	\$45,280,265.97
Sacramento	Natomas Unified	NCS- Star Academy	54/75283-00-015	New Construction	9/24/2025	\$6,098,658.00
Sacramento	Natomas Unified	NCS- Blackrock	54/75283-00-016	Rehabilitation	9/24/2025	\$1,646,326.00
San Diego	South Bay Union Elementary	Nestor Language Academy Charter	54/68395-00-001	New Construction	9/25/2025	\$31,203,164.00
San Diego	South Bay Union Elementary	Nestor Language Academy Charter	54/68395-00-002	Rehabilitation	9/25/2025	\$14,596,618.00
Solano	Dixon Unified	Dixon Montessori Charter School New Construction	54/70532-00-001	New Construction	9/29/2025	\$6,253,496.00
Solano	Dixon Unified	Dixon Montessori Charter School Rehabilitation	54/70532-00-002	Rehabilitation	9/29/2025	\$25,168,829.00
Butte	Chico Unified	Sherwood Montessori School	54/61424-00-008	New Construction	9/30/2025	\$5,444,052.00
Butte	Chico Unified	Sherwood Montessori School	54/61424-00-009	Rehabilitation	9/30/2025	\$3,313,232.00
Butte	Chico Unified	Chico Country Day School	54/61424-00-010	Rehabilitation	9/30/2025	\$2,058,126.00
Marin	Novato Unified	Novato Charter School	54/65417-00-001	Rehabilitation	10/1/2025	\$7,883,520.00
Los Angeles	Pasadena Unified	Aveson Global Leadership Academy	54/64881-00-002	New Construction	10/6/2025	\$61,200,953.94
Los Angeles	Pasadena Unified	Aveson School of Leaders	54/64881-00-003	New Construction	10/6/2025	\$46,515,439.94
Placer	Ackerman Charter (Formerly Ackerman E.S.)	Bowman Charter	54/66761-00-002	Rehabilitation	10/9/2025	\$17,561,314.00
Placer	Ackerman Charter (Formerly Ackerman E.S.)	Bowman Charter	54/66761-00-003	New Construction	10/9/2025	\$17,305,242.00
Los Angeles	Pasadena Unified	Alma Fuerte Public School	54/64881-00-004	New Construction	10/9/2025	\$48,035,405.94
Los Angeles	Los Angeles Unified	Invictus Home	54/64733-00-106	New Construction	10/9/2025	\$87,953,160.00
Sonoma	Piner-Olivet Union Elementary	Morrice Schaefer Charter	54/70870-00-001	Rehabilitation	10/15/2025	\$7,168,050.00
Sonoma	Piner-Olivet Union Elementary	Piner-Olivet Charter	54/70870-00-002	Rehabilitation	10/15/2025	\$4,291,840.00
Sonoma	Piner-Olivet Union Elementary	Olivet Charter	54/70870-00-003	Rehabilitation	10/15/2025	\$3,982,250.00
Sonoma	Piner-Olivet Union Elementary	Olivet Charter	54/70870-00-004	New Construction	10/15/2025	\$10,694,200.00
Sonoma	Piner-Olivet Union Elementary	Morrice Schaefer Charter	54/70870-00-005	New Construction	10/15/2025	\$13,205,350.00
Riverside	Nuview Union	Nuview Bridge New Campus	54/67157-00-001	New Construction	10/16/2025	\$43,267,679.00
Placer	Rocklin Unified	MMCA Expansion	54/75085-00-004	New Construction	10/21/2025	\$11,667,450.00
Sonoma	Piner-Olivet Union Elementary	Village Charter School	54/70870-00-006	Rehabilitation	10/22/2025	\$4,492,800.00
Sonoma	Piner-Olivet Union Elementary	Northwest Prep Charter	54/70870-00-007	Rehabilitation	10/22/2025	\$4,439,074.00
Shasta	Shasta Union High	Redding School of the Arts HS	54/70136-02-002	New Construction	10/23/2025	\$15,152,588.00
Butte	Chico Unified	Blue Oak Charter School	54/61424-00-011	New Construction	10/23/2025	\$13,331,985.80
Sacramento	Natomas Unified	Natomas Pacific Pathways Prep	54/75283-00-017	New Construction	10/24/2025	\$7,483,468.00
Sacramento	Natomas Unified	Natomas Pacific Pathways Prep	54/75283-00-018	Rehabilitation	10/24/2025	\$10,224,758.00
Los Angeles	West Covina Unified	San Jose Charter Academy HVAC & Ventilation Rehabilitation	54/65094-00-002	Rehabilitation	10/27/2025	\$17,688,411.00
Sonoma	Petaluma City Elementary	Valley Vista Public Waldorf	54/70854-00-001	New Construction	10/27/2025	\$16,029,590.00
Sonoma	Petaluma City Elementary	Valley Vista Public Waldorf	54/70854-00-002	Rehabilitation	10/27/2025	\$16,106,702.00
Sonoma	Petaluma City Elementary	Pengrove Elementary	54/70854-00-003	Rehabilitation	10/27/2025	\$16,725,450.00
Sonoma	Petaluma Joint Union High	Mary Collins at Cherry Valley	54/70862-00-001	New Construction	10/27/2025	\$4,283,164.00

**CHARTER SCHOOL FACILITIES PROGRAM**  
Submitted Applications for Preliminary Apportionment (Forms SAB 50-09) - as of October 31, 2025

County	District	Charter School	Application Number	Type	Date App Received	Estimated Total Reserved Preliminary Apportionment
Sonoma	Petaluma Joint Union High	Mary Collins at Cherry Valley	54/70862-00-002	Rehabilitation	10/27/2025	\$1,697,280.00
Los Angeles	Los Angeles Unified	MSA2	54/64733-37-001	New Construction	10/27/2025	\$140,582,832.60
Los Angeles	Los Angeles Unified	MSA3	54/64733-54-001	New Construction	10/27/2025	\$85,366,954.43
Los Angeles	Los Angeles Unified	MSA4	54/64733-24-001	New Construction	10/27/2025	\$167,787,001.08
Los Angeles	Los Angeles Unified	MSA6	54/64733-31-001	New Construction	10/27/2025	\$133,974,670.14
Los Angeles	Los Angeles Unified	MSA7	54/64733-41-003	New Construction	10/27/2025	\$65,289,123.45
Sonoma	Santa Rosa Elementary	Cesar Chavez Language Academy	54/70912-00-005	Rehabilitation	10/27/2025	\$31,024,646.00
Sonoma	Santa Rosa Elementary	Cesar Chavez Language Academy	54/70912-00-006	New Construction	10/27/2025	\$7,168,050.00
Sonoma	Santa Rosa Elementary	Santa Rosa Charter School for the Arts	54/70912-00-007	Rehabilitation	10/27/2025	\$3,982,250.00
Sonoma	Santa Rosa Elementary	SRFAC at SRMS	54/70912-00-008	Rehabilitation	10/27/2025	\$22,300,600.00
Sonoma	Santa Rosa Elementary	SRFAC at SRMS	54/70912-00-009	New Construction	10/27/2025	\$4,969,848.00
Sacramento	Natomas Unified	Leroy Greene Academy	54/75283-00-019	New Construction	10/28/2025	\$5,825,313.00
Sacramento	Natomas Unified	Leroy Greene Academy	54/75283-00-020	Rehabilitation	10/28/2025	\$1,951,434.00
Los Angeles	Los Angeles Unified	CWC-East Valley	54/64733-00-108	New Construction	10/28/2025	\$32,645,043.48
Los Angeles	Los Angeles Unified	CWC Hollywood	54/64733-00-109	New Construction	10/28/2025	\$18,709,462.98
Alameda	Oakland Unified	East Bay Innovation Academy	54/61259-09-013	New Construction	10/28/2025	\$26,802,810.00
Los Angeles	Los Angeles Unified	Port of Los Angeles High School - New Facility	54/64733-00-110	New Construction	10/28/2025	\$79,654,648.00
San Mateo	Redwood City Elementary	KIPP Excelencia New Construction	54/69005-00-001	New Construction	10/29/2025	\$1,739,454.00
San Mateo	Redwood City Elementary	KIPP Excelencia Rehabilitation	54/69005-00-002	Rehabilitation	10/29/2025	\$23,087,384.00
Alameda	San Lorenzo Unified	KIPP Summit New Construction	54/61309-00-004	New Construction	10/29/2025	\$2,656,053.00
Alameda	San Lorenzo Unified	KIPP Summit Rehabilitation	54/61309-00-005	Rehabilitation	10/29/2025	\$22,671,304.00
Santa Clara	Alum Rock Union Elementary	KIPP Heartwood Rehabilitation	54/69369-00-007	Rehabilitation	10/29/2025	\$15,018,216.00
Santa Clara	Alum Rock Union Elementary	KIPP Prize New Construction	54/69369-00-008	New Construction	10/29/2025	\$22,060,940.00
Santa Clara	Alum Rock Union Elementary	KIPP Prize Rehabilitation	54/69369-00-009	Rehabilitation	10/29/2025	\$5,070,654.00
San Mateo	Ravenswood City Elementary	KIPP Valiant Rehabilitation	54/68999-00-001	Rehabilitation	10/29/2025	\$23,895,924.00
Orange	Placentia-Yorba Linda Unified	MSA PLY	54/66647-00-001	New Construction	10/29/2025	\$63,341,923.68
Sonoma	Old Adobe Union Elementary	Old Adobe Elementary Charter	54/70847-00-006	Rehabilitation	10/29/2025	\$7,964,500.00
Sonoma	Old Adobe Union Elementary	Miwok Valley Elementary Charter	54/70847-00-007	Rehabilitation	10/29/2025	\$21,530,976.00
Sonoma	Old Adobe Union Elementary	Loma Vista Immersion Academy	54/70847-00-008	Rehabilitation	10/29/2025	\$14,336,100.00
Sonoma	Old Adobe Union Elementary	Sonoma Mountain Elementary Charter	54/70847-00-009	New Construction	10/29/2025	\$5,597,448.00
Sonoma	Old Adobe Union Elementary	Sonoma Mountain Elementary Charter	54/70847-00-010	Rehabilitation	10/29/2025	\$16,294,714.00
San Diego	Vista Unified	Guajome Park Academy	54/68452-00-001	Rehabilitation	10/29/2025	\$24,781,800.00
Placer	Loomis Union Elementary	Loomis Basin Charter	54/66845-00-001	New Construction	10/29/2025	\$28,324,847.85
Los Angeles	Los Angeles Unified	Stella High Charter Academy New Construction	54/64733-10-001	New Construction	10/29/2025	\$62,599,380.04
Los Angeles	Los Angeles Unified	Stella Elementary Charter Academy New Construction	54/64733-10-002	New Construction	10/29/2025	\$33,605,320.04
Alameda	Oakland Unified	Yu Ming Charter School	54/61259-21-004	New Construction	10/29/2025	\$49,793,523.61
San Diego	San Marcos Unified	HTeNC TK	54/73791-00-002	New Construction	10/29/2025	\$2,909,394.00
Placer	Western Placer Unified	John Adams Academy-Lincoln Expansion	54/66951-00-001	New Construction	10/29/2025	\$39,702,084.00
Orange	Anaheim Union High	MSA OC Anaheim High	54/66431-01-001	New Construction	10/29/2025	\$30,267,534.21
Orange	Anaheim Elementary	MSA OC Anaheim Elementary	54/66423-00-001	New Construction	10/29/2025	\$30,393,836.21
Los Angeles	Los Angeles Unified	Gabriella Charter	54/64733-00-111	New Construction	10/29/2025	\$64,996,368.88

**CHARTER SCHOOL FACILITIES PROGRAM**  
Submitted Applications for Preliminary Apportionment (Forms SAB 50-09) - as of October 31, 2025

County	District	Charter School	Application Number	Type	Date App Received	Estimated Total Reserved Preliminary Apportionment
Los Angeles	Los Angeles Unified	Gabriella Charter 2	54/64733-00-112	New Construction	10/29/2025	\$71,432,970.88
Sacramento	San Juan Unified	Gateway Upgrade	54/67447-05-001	New Construction	10/29/2025	\$1,189,384.00
Sacramento	Sacramento City Unified	Capitol Collegiate Academy	54/67439-00-010	New Construction	10/30/2025	\$9,876,348.00
Sacramento	Sacramento City Unified	Capitol Collegiate Academy	54/67439-00-011	Rehabilitation	10/30/2025	\$18,889,380.00
San Diego	San Diego Unified	Darnall modernization	54/68338-03-001	Rehabilitation	10/30/2025	\$14,442,273.00
San Diego	San Diego Unified	Keiller Mod/New	54/68338-02-005	Rehabilitation	10/30/2025	\$18,442,779.00
San Diego	San Diego Unified	Holly Drive New and Mod	54/68338-02-006	New Construction	10/30/2025	\$1,064,795.00
San Diego	San Diego Unified	Holly Drive Modernization	54/68338-02-007	Rehabilitation	10/30/2025	\$3,849,120.00
San Diego	San Diego Unified	Tubman New Construction	54/68338-03-002	New Construction	10/30/2025	\$1,681,158.00
San Diego	San Diego Unified	Tubman Modernization	54/68338-03-003	Rehabilitation	10/30/2025	\$10,592,079.00
San Diego	San Diego Unified	King Chavez Community High	54/68338-02-008	New Construction	10/30/2025	\$1,798,078.00
San Diego	San Diego Unified	King Chavez Rehab	54/68338-02-009	Rehabilitation	10/30/2025	\$21,304,628.00
San Diego	San Diego Unified	Iftin Mod	54/68338-03-004	Rehabilitation	10/30/2025	\$11,080,939.00
San Diego	San Diego Unified	Iftin New	54/68338-03-005	New Construction	10/30/2025	\$4,332,509.00
Sacramento	Twin Rivers Unified	Futures High School	54/76505-04-002	New Construction	10/30/2025	\$2,957,520.00
Yolo	Davis Joint Unified	Da Vinci Charter	54/72678-00-002	Rehabilitation	10/30/2025	\$1,047,103.00
Riverside	Perris Union High	CMI-Rehabilitation	54/67207-00-002	Rehabilitation	10/30/2025	\$28,990,153.00
Riverside	Perris Union High	CMI Addition	54/67207-00-003	New Construction	10/30/2025	\$30,447,619.00
Sacramento	Twin Rivers Unified	HLA-Project	54/76505-04-003	New Construction	10/30/2025	\$1,333,648.00
Yuba	Marysville Joint Unified	Marysville Charter Academy for the Arts	54/72736-00-002	Rehabilitation	10/30/2025	\$14,577,240.00
Sacramento	Sacramento City Unified	Bowling Green Charter School	54/67439-00-012	Rehabilitation	10/30/2025	\$17,109,410.00
Glenn	Willows Unified	Walden Academy Charter	54/62661-00-001	New Construction	10/30/2025	\$4,446,456.00
Yolo	Washington Unified	EPIC Upgrade	54/72694-00-004	Rehabilitation	10/30/2025	\$429,453.00
Orange	Orange Unified	MSA OC Orange	54/66621-00-001	New Construction	10/30/2025	\$49,755,401.21
Orange	Irvine Unified	MSA OC Irvine	54/73650-00-001	New Construction	10/30/2025	\$38,847,293.73
Sacramento	Twin Rivers Unified	Community Outreach	54/76505-03-004	New Construction	10/30/2025	\$1,408,036.00
Madera	Madera Unified	Liberty Charter School Expansion	54/65243-00-001	New Construction	10/30/2025	\$25,043,766.00
Humboldt	Arcata Elementary	Coastal Grove Charter	54/62679-00-001	Rehabilitation	10/30/2025	\$4,288,238.00
Humboldt	Arcata Elementary	Coastal Grove Charter	54/62679-00-002	New Construction	10/30/2025	\$1,021,225.00
Orange	Saddleback Valley Unified	MSA OC Saddleback	54/73635-00-001	New Construction	10/30/2025	\$49,446,700.21
San Diego	Chula Vista Elementary	Mueller Charter School New Construction	54/68023-03-004	New Construction	10/30/2025	\$2,957,712.00
San Diego	Chula Vista Elementary	Mueller Charter School Rehabilitation	54/68023-03-005	Rehabilitation	10/30/2025	\$13,879,796.00
Sonoma	Petaluma Joint Union High	Dual Language Immersion Academy Charter	54/70862-00-003	New Construction	10/30/2025	\$11,266,148.00
Nevada	Grass Valley Elementary	YRCS K-12 Expansion, Current Campus	54/66332-00-005	New Construction	10/30/2025	\$12,264,413.60
<b>Total</b>						<b>\$2,783,948,696.79</b>

## **INFORMATION ITEM**

### **CALIFORNIA PRESCHOOL, TRANSITIONAL KINDERGARTEN AND FULL-DAY KINDERGARTEN FACILITIES GRANT PROGRAM** (as of April 30, 2026)

The applications on this list represent California Preschool, Transitional Kindergarten and Full-Day Kindergarten Facilities Grant Program projects in alphabetical order received through April 30, 2026. These applications have been received and are currently being reviewed by the Office of Public School Construction.

Published monthly in the SAB Agenda.

This report is also located on the [OPSC Website](#).

California Preschool, Transitional Kindergarten and Full-Day Kindergarten Facilities Grant Program  
 - Submitted Applications as of April 30, 2026 -

District	County	Site Name	Application Number	OPSC Date Received	Estimated State Grant	Estimated Financial Hardship**
Aromas-San Juan USD	San Benito	San Juan Elementary	70/75259-00-001	4/1/2026	\$ 2,525,496.00	
Buckeye Union Elementary	El Dorado	Oak Meadow Elementary	70/61838-00-001	4/30/2026	\$ 2,509,726.00	
Burnt Ranch Elementary	Trinity	Burnt Ranch Elementary	70/71662-00-001	4/30/2026	\$ 846,612.00	\$ 282,204.00
Butteville Union Elementary	Siskiyou	Butteville Elementary	70/70201-00-001	4/30/2026	\$ 1,683,664.00	\$ 561,221.00
Central Unified	Fresno	William Saroyan Elementary	71/73965-00-001	4/30/2026	\$ 1,661,496.00	
Central Unified	Fresno	Harvest Elementary	71/73965-00-002	4/30/2026	\$ 1,943,809.00	
Central Unified	Fresno	Norman Liddell Elementary	71/73965-00-003	4/30/2026	\$ 1,457,856.00	
Ceres Unified	Stanislaus	Walter White Elementary	70/71043-00-006	4/27/2026	\$ 1,403,503.00	
Colton Joint Unified	San Bernardino	Wilson Elementary	70/67686-00-018	4/30/2026	\$ 3,367,327.00	
Compton Unified	Los Angeles	Dickison Elementary	70/73437-00-002	4/30/2026	\$ 1,683,664.00	
Corning Union Elementary	Tehama	Olive View Elementary	71/71498-00-001	4/30/2026	\$ 546,640.00	
Corning Union Elementary	Tehama	Olive View Elementary	70/71498-00-002	4/30/2026	\$ 5,004,398.00	
Dos Palos-Oro Loma Joint Unified	Merced	Dos Palos Elementary	70/75317-00-001	4/24/2026	\$ 5,612,213.00	
Earlimart Elementary	Tulare	Earlimart Elementary	70/71902-00-003	4/29/2026	\$ 7,872,153.00	\$ 3,372,346.00
Fairfax Elementary	Kern	Virginia Avenue Elementary	70/63461-00-001	4/30/2026	\$ 1,407,833.00	
Ferndale Unified	Humboldt	Ferndale Elementary	70/75374-00-001	4/30/2026	\$ 1,698,719.00	\$ 566,240.00
Fontana Unified	San Bernardino	Randall Pepper Elementary	71/67710-00-033	4/30/2026	\$ 546,640.00	
General Shafter	Kern	General Shafter	70/63487-00-002	4/29/2026	\$ 846,612.00	
Greenfield Union	Kern	Kendrick (W. A.) Elementary	70/63503-00-024	4/27/2026	\$ 6,173,434.00	
Greenfield Union	Kern	Valle Verde Elementary	70/63503-00-023	4/27/2026	\$ 8,137,708.00	
Hanford Elementary	Kings	New Simas Elementary	70/63917-00-006	4/30/2026	\$ 2,239,391.00	
Hilmar Unified	Merced	Merquin Elementary	70/65698-00-003	4/21/2026	\$ 856,888.00	
Imperial Unified	Imperial	Hulse (Ben) Elementary	70/63164-00-003	4/27/2026	\$ 3,647,939.00	\$ 1,964,275.00
Inglewood Unified	Los Angeles	Bennet-Kew School	70/64634-00-005	4/30/2026	\$ 4,989,342.00	
King City Union	Monterey	Santa Lucia Elementary	70/66050-00-002	4/30/2026	\$ 4,172,840.00	
Lake Elementary	Glenn	Lake Elementary	70/62596-00-002	4/27/2026	\$ 1,698,719.00	\$ 566,240.00
Lindsay Unified	Tulare	Kennedy Elementary	70/71993-00-014	4/28/2026	\$ 4,489,770.00	\$ 2,244,886.00
Los Angeles Unified	Los Angeles	Franklin Elementary	70/64733-00-005	4/28/2026	\$ 32,045,550.00	
Los Banos Unified	Merced	Los Banos Early Education Complex	70/65755-00-004	4/28/2026	\$ 6,734,655.00	\$ 2,244,885.00
Los Molinos Unified	Tehama	Los Molinos Elementary	70/71571-00-001	4/30/2026	\$ 1,979,331.00	\$ 1,408,072.00
Monterey Peninsula Unified	Monterey	J.C. Crumpton Elementary	70/66092-00-003	4/30/2026	\$ 1,683,663.00	
New Hope Elementary	San Joaquin	New Hope Elementary	70/68619-00-001	4/22/2026	\$ 856,888.00	\$ 285,629.00
North County Joint Union Elementary	San Benito	Spring Grove Elementary	70/67504-00-002	4/7/2026	\$ 2,540,551.00	
Oroville City Elementary	Butte	Ophir Elementary	70/61507-00-001	4/24/2026	\$ 4,209,160.00	
Palo Verde Union Elementary	Tulare	Palo Verde Elementary	70/72033-00-001	4/30/2026	\$ 1,678,170.00	\$ 559,390.00
Peninsula Union	Humboldt	Peninsula Union	70/62984-00-001	4/30/2026	\$ 841,832.00	\$ 280,611.00
Pittsburg Unified	Contra Costa	Willow Cove Elementary	70/61788-00-004	4/30/2026	\$ 5,274,372.00	
Reef Sunset Unified	Kings	Avenal Elementary	70/73932-00-007	4/22/2026	\$ 8,433,375.00	\$ 2,811,124.00
Richland Union Elementary	Kern	Golden Oak Elementary	70/63575-00-003	4/29/2026	\$ 5,627,268.00	
Rio Dell Elementary	Humboldt	Eagle Prairie Elementary	70/63008-00-001	4/30/2026	\$ 1,122,443.00	\$ 1,122,443.00
Robla Elementary	Sacramento	Glenwood Elementary	70/67421-00-011	4/28/2026	\$ 5,907,878.00	\$ 1,969,293.00
Rockford Elementary	Tulare	Rockford Elementary	70/72090-00-001	4/29/2026	\$ 1,411,020.00	\$ 846,612.00
San Lucas Union Elementary	Monterey	San Lucas Elementary	70/66183-00-001	4/24/2026	\$ 1,418,109.00	\$ 1,418,109.00
Scotia Union Elementary	Humboldt	Murphy (Stanwood A.) Elementary	70/63024-00-001	4/30/2026	\$ 856,888.00	\$ 285,629.00
Summerville Elementary	Tuolumne	Summerville Elementary	70/72405-00-003	4/30/2026	\$ 1,698,719.00	\$ 566,240.00
Sundale Union Elementary	Tulare	Sundale Elementary	70/72173-00-001	4/30/2026	\$ 1,683,664.00	\$ 561,221.00

California Preschool, Transitional Kindergarten and Full-Day Kindergarten Facilities Grant Program  
 - Submitted Applications as of April 30, 2026 -

District	County	Site Name	Application Number	OPSC Date Received	Estimated State Grant	Estimated Financial Hardship**
Tehama County Office of Education	Tehama	New Severe SDC Site	70/10520-00-001	4/30/2026	\$ 1,698,719.00	\$ 566,240.00
Terra Bella Union Elementary	Tulare	Terra Bella Elementary	70/72199-00-001	4/30/2026	\$ 2,540,551.00	\$ 846,850.00
Trinity Alps Unified	Trinity	Weaverville Elementary	70/76513-00-001	4/30/2026	\$ 2,540,551.00	
Turlock Unified	Stanislaus	Osborn Elementary	70/75739-00-001	4/30/2026	\$ 2,473,035.00	
Twin Rivers Unified	Sacramento	Woodridge Elementary	70/76505-00-007	4/28/2026	\$ 1,663,114.50	
Vallecitos Elementary	San Diego	Vallecitos Elementary	70/68437-00-001	4/27/2026	\$ 1,698,719.00	\$ 566,240.00
Westmorland Union Elementary	Imperial	Westmorland Elementary	70/63230-00-001	4/22/2026	\$ 1,418,109.00	\$ 846,850.00
Westwood Unified	Lassen	Westwood High	70/64204-00-002	4/27/2026	\$ 1,418,109.00	\$ 846,850.00
Westwood Unified	Lassen	Fletcher Walker Elementary	70/64204-00-001	4/27/2026	\$ 1,418,109.00	\$ 846,850.00
Yosemite Unified	Madera	Rivergold Elementary	70/76414-00-002	4/30/2026	\$ 856,888.00	\$ 285,629.00
Yosemite Unified	Madera	Coarsegold Elementary	70/76414-00-001	4/30/2026	\$ 856,888.00	\$ 285,629.00

<b>ESTIMATED STATE SHARE</b>					<b>\$</b>	<b>183,610,720.50</b>
<b>ESTIMATED FINANCIAL HARDSHIP REQUEST</b>					<b>\$</b>	<b>29,007,808.00</b>
<b>CALIFORNIA PRESCHOOL, TRANSITIONAL KINDERGARTEN AND FULL-DAY KINDERGARTEN TOTAL*</b>					<b>\$</b>	<b>212,618,528.50</b>

\*This list is inclusive of all CA Preschool, Transitional Kindergarten and Full-Day Kindergarten Facilities Grant Program (Program) applications received by OPSC for the April 2026 Filing Round. OPSC has not yet reviewed the applications; therefore, the total grant request may exceed available expenditure authority. Placement on this list does not confirm eligibility for funding nor the amount.

\*\* This column represents estimated Financial Hardship amounts that have not been reviewed by OPSC for compliance with the Program regulations.

This report was updated on June 8, 2026 to reflect an additional application submitted on April 30, 2026 that was inadvertently omitted on previous versions of this report.

## SCHOOL DISTRICT EXTENSION REQUESTS

As a result of prior emergency proclamations, the State Allocation Board (Board) previously approved regulations to provide the Executive Officer with the authority, during a proclaimed emergency by the Governor of the State of California, to grant program extensions. The Executive Officer must inform the Board of any action taken.

Two extension requests were received by the Office of Public School Construction since January 2026, which have been approved.

Total Number of Requests: 2

<u>REQUESTS</u>		→	<u>APPROVED EXTENSIONS</u>	
Approved:	2		Responses Received:	1
No Longer Needed:	0		Responses Pending:	1
Denied:	0			2
Pending:	0			
	2			
		→	<u>TYPES OF PENDING REQUESTS</u>	
			Eligibility & Funding Responses:	1
			Expenditure Reports:	0
			Fund Release:	0
			Substantial Progress:	0
			Audit Correspondence:	0
			Accounts Receivables:	0
			Full-Day Kindergarten:	0
				1

<u>SCHOOL DISTRICT SIZE</u>	
Large:	1
Medium:	0
Small:	1
	2

OPSC will continue to accept and review extension requests for any ongoing states of emergency, such as wildfires or other natural disasters, for school districts directly impacted. School districts that are requesting an extension as a result of a state of emergency shall continue to submit the [School District Extension Request Form](#).

ATTACHMENT  
 School District Time Extension Requests  
 State Allocation Board, June 24, 2026

District Size	District Name	Project/Site Name	Type of Request	Project Number	Category of Request	Description of Deliverable	Original Due Date	Requested Extension Date	Receipt Date for Requested Documents	Status
Large	Pasadena Unified	Districtwide New Construction Eligibility and Unhoused Pupil Certification	Funding		Eligibility & Funding Responses	Form SAB 50-01, 50-02, and 50-03; Unhoused Pupil Certification	1/30/2026	3/13/2026 for Eligibility Documents; 3/31/2026 for Governing Board Approved Certification	3/13/2026; 3/31/2026 for Governing Board-Approved Certification	Approved - PENDING
Small	Odyssey Charter Schools	Odyssey Charter and Odyssey Charter South	Funding		Eligibility & Funding Responses	Form SAB 50-09 and CSFP Notification Deadline	10/30/2025	3/18/2026	3/16/2026; Requested Extension Date modified from 3/18/2026 to 3/16/2026, the first business day following the 30-day notification period	Approved - Closed

## **INFORMATION ITEM**

### **SCHOOL FACILITY PROGRAM APPLICATIONS RECEIVED BEYOND BOND AUTHORITY LIST (as of May 31, 2026)**

The applications on this list represent School Facility Program (SFP) Modernization projects in date order received that were received on or after October 30, 2024 through May 31, 2026. These applications have been received, but not reviewed, by the Office of Public School Construction (OPSC). This list is presented to the State Allocation Board for acknowledgement, but not approval pursuant to SFP Regulation Section 1859.95.1.

Published monthly in the SAB Agenda.

This report is also on the [OPSC Website](http://www.dgs.ca.gov/opsc) at:  
[www.dgs.ca.gov/opsc](http://www.dgs.ca.gov/opsc)

SFP APPLICATIONS  
Modernization Applications Received Past Existing Authority - as of May 31, 2026

District	County	Site Name	Application Number	50-04 Date Received*	Estimated State Grant (a)	Estimated Financial Hardship (b)
Clovis Unified	Fresno	Fort Washington Elementary	57/62117-00-066	10/30/24	\$ 4,351,262	\$ -
Clovis Unified	Fresno	Dry Creek Elementary	57/62117-00-067	10/30/24	\$ 6,616,216	\$ -
Clovis Unified	Fresno	Kastner Intermediate	57/62117-00-068	10/30/24	\$ 9,275,125	\$ -
Clovis Unified	Fresno	Copper Hills Elementary	57/62117-00-069	10/30/24	\$ 6,417,827	\$ -
Clovis Unified	Fresno	Pinedale Elementary	57/62117-00-070	10/30/24	\$ 3,981,193	\$ -
Clovis Unified	Fresno	Century Elementary	57/62117-00-071	10/30/24	\$ 4,611,447	\$ -
Clovis Unified	Fresno	Clovis High	57/62117-00-072	10/30/24	\$ 28,545,797	\$ -
Fresno Unified	Fresno	Roosevelt High	57/62166-00-153	10/30/24	\$ 17,851,192	\$ -
El Monte Union High	Los Angeles	Arroyo High	57/64519-00-009	10/30/24	\$ 11,136,772	\$ -
Long Beach Unified	Los Angeles	Jordan High	57/64725-00-065	10/30/24	\$ 23,120,438	\$ -
Los Angeles Unified	Los Angeles	Ernest Lawrence Middle	57/64733-00-843	10/30/24	\$ 3,127,934	\$ -
Los Angeles Unified	Los Angeles	Rosemont Avenue Elementary	57/64733-00-844	10/30/24	\$ 4,836,951	\$ -
Los Angeles Unified	Los Angeles	Woodrow Wilson Senior High	57/64733-00-845	10/30/24	\$ 1,205,039	\$ -
Los Angeles Unified	Los Angeles	Fairfax Senior High	57/64733-00-846	10/30/24	\$ 1,293,576	\$ -
Los Angeles Unified	Los Angeles	Manual Arts Senior High	57/64733-00-847	10/30/24	\$ 1,144,270	\$ -
Los Angeles Unified	Los Angeles	Sunrise Elementary	57/64733-05-020	10/30/24	\$ 808,803	\$ -
Los Angeles Unified	Los Angeles	South Gate Middle	57/64733-16-014	10/30/24	\$ 5,008,679	\$ -
Los Angeles Unified	Los Angeles	Huntington Park Senior High	57/64733-17-013	10/30/24	\$ 20,805,275	\$ -
Los Angeles Unified	Los Angeles	Huntington Park Senior High	57/64733-17-014	10/30/24	\$ 10,742,511	\$ -
Los Angeles Unified	Los Angeles	Huntington Park Senior High	57/64733-17-015	10/30/24	\$ 7,434,222	\$ -
Los Angeles Unified	Los Angeles	Canyon Charter Elementary	57/64733-47-013	10/30/24	\$ 1,192,176	\$ -
Los Angeles Unified	Los Angeles	Palisades Charter High	57/64733-47-014	10/30/24	\$ 11,590,382	\$ -
Norwalk-La Mirada Unified	Los Angeles	La Mirada High	57/64840-00-036	10/30/24	\$ 626,237	\$ -
Salinas Union High	Monterey	Everett Alvarez High	57/66159-00-003	10/30/24	\$ 20,566,060	\$ -
Anaheim Elementary	Orange	Sunkist Elementary	57/66423-00-035	10/30/24	\$ 8,673,017	\$ -
Sacramento City Unified	Sacramento	Nicholas Elementary	57/67439-00-079	10/30/24	\$ 3,234,409	\$ -
Encinitas Union Elementary	San Diego	Ocean Knoll Elementary	57/68080-00-014	10/30/24	\$ 1,021,545	\$ -
San Luis Coastal Unified	San Luis Obispo	Laguna Middle	57/68809-00-033	10/30/24	\$ 1,031,010	\$ -
Ravenswood City Elementary	San Mateo	Belle Haven Elementary	57/68999-00-019	10/30/24	\$ 5,459,624	\$ -
Mountain View-Los Altos Union High	Santa Clara	Mountain View High	57/69609-00-008	10/30/24	\$ 5,893,518	\$ -
Piner-Olivet Union Elementary	Sonoma	Morrice Schaefer Charter	57/70870-00-006	10/30/24	\$ 673,382	\$ -
Modesto City High	Stanislaus	Grace M. Davis High	57/71175-00-005	10/30/24	\$ 3,820,068	\$ -
Modesto City High	Stanislaus	Grace M. Davis High	57/71175-00-006	10/30/24	\$ 2,801,664	\$ -
Modesto City High	Stanislaus	Grace M. Davis High	57/71175-00-007	10/30/24	\$ 1,510,811	\$ -
Modesto City High	Stanislaus	Peter Johansen High	57/71175-00-008	10/30/24	\$ 18,623,600	\$ -
Rockford Elementary	Tulare	Rockford Elementary	57/72090-00-005	10/30/24	\$ 1,203,660	\$ 802,440
Milpitas Unified	Santa Clara	Rancho Milpitas Middle	57/73387-00-017	10/30/24	\$ 6,445,330	\$ -
Milpitas Unified	Santa Clara	Thomas Russell Middle	57/73387-00-018	10/30/24	\$ 8,465,541	\$ -
Rowland Unified	Los Angeles	Nogales High	57/73452-00-035	10/30/24	\$ 1,682,476	\$ -
Caruthers Unified	Fresno	Monroe Elementary	57/75598-00-005	10/30/24	\$ 2,419,504	\$ 1,613,003
Konocti Unified	Lake	Lower Lake High	57/64022-00-020	10/31/24	\$ 5,309,325	\$ -
Downey Unified	Los Angeles	Griffiths (Gordon) Middle	57/64451-00-042	10/31/24	\$ 1,137,002	\$ -
Downey Unified	Los Angeles	Sussman (Edward A.) Middle	57/64451-00-043	10/31/24	\$ 2,079,323	\$ -
Vacaville Unified	Solano	Vaca Pena Middle	57/70573-00-025	10/31/24	\$ 1,436,098	\$ -

SFP APPLICATIONS  
Modernization Applications Received Past Existing Authority - as of May 31, 2026

District	County	Site Name	Application Number	50-04 Date Received*	Estimated State Grant (a)	Estimated Financial Hardship (b)
Vacaville Unified	Solano	Hemlock Elementary	57/70573-00-026	10/31/24	\$ 518,780	\$ -
Vacaville Unified	Solano	Orchard Elementary	57/70573-00-027	10/31/24	\$ 847,706	\$ -
Lindsay Unified	Tulare	John J. Cairns Continuation	57/71993-00-011	10/31/24	\$ 1,064,580	\$ -
Pomona Unified	Los Angeles	Lorbeer Middle	57/64907-00-073	11/04/24	\$ 1,801,365	\$ -
Pomona Unified	Los Angeles	Ranch Hills Elementary	57/64907-00-074	11/04/24	\$ 1,877,585	\$ -
Pomona Unified	Los Angeles	Garey High	57/64907-00-075	11/04/24	\$ 2,438,766	\$ -
Santa Cruz City High	Santa Cruz	Santa Cruz High	57/69823-00-015	11/04/24	\$ 442,385	\$ -
Los Nietos	Los Angeles	Ada S. Nelson Elementary	57/64758-00-012	11/08/24	\$ 2,424,457	\$ -
Chaffey Joint Union High	San Bernardino	Chaffey High	57/67652-00-009	11/11/24	\$ 11,195,775	\$ -
Salinas Union High	Monterey	Alisal High	57/66159-00-004	11/14/24	\$ 23,380,494	\$ -
Pond Union Elementary	Kern	Pond Elementary	57/63719-00-002****	11/15/24	\$ 262,227	\$ 174,818
Valley Home Joint Elementary	Stanislaus	Valley Home Elementary	57/71324-00-002****	11/15/24	\$ 307,978	\$ 205,319
Fresno Unified	Fresno	Addams Elementary	57/62166-00-154****	11/21/24	\$ 8,143,960	\$ -
Fresno Unified	Fresno	Columbia Elementary	57/62166-00-155****	11/21/24	\$ 4,953,413	\$ -
Fresno Unified	Fresno	Jackson Elementary	57/62166-00-156****	11/21/24	\$ 2,871,068	\$ -
Fresno Unified	Fresno	Del Mar Elementary	57/62166-00-157****	11/21/24	\$ 5,283,286	\$ -
Fresno Unified	Fresno	McLane High	57/62166-00-158****	11/21/24	\$ 37,764,914	\$ -
Fresno Unified	Fresno	Roosevelt High	57/62166-00-159****	11/21/24	\$ 40,118,626	\$ -
Fresno Unified	Fresno	Yosemite Middle	57/62166-00-160****	11/21/24	\$ 6,694,695	\$ -
Fresno Unified	Fresno	Roosevelt High	57/62166-00-161****	11/21/24	\$ 40,279,055	\$ -
Anderson Valley Unified	Mendocino	Anderson Valley Junior-Senior High	57/65540-00-006****	11/21/24	\$ 3,029,981	\$ -
Ukiah Unified	Mendocino	Calpella Elementary	57/65615-00-014	11/22/24	\$ 1,213,000	\$ -
Ukiah Unified	Mendocino	Frank Zeek Elementary	57/65615-00-015	11/22/24	\$ 3,050,256	\$ -
Grant Elementary	Shasta	Grant Elementary	57/70003-00-003	11/22/24	\$ 242,473	\$ 161,649
Exeter Unified	Tulare	Wilson Middle	57/76836-00-003	11/22/24	\$ 2,088,005	\$ -
Buellton Union Elementary	Santa Barbara	Jonata Middle	57/69138-00-005	11/25/24	\$ 1,517,682	\$ -
Caruthers Unified	Fresno	Monroe Elementary	57/75598-00-006****	11/25/24	\$ 2,419,504	\$ 1,613,003
San Bernardino City Unified	San Bernardino	Sierra High	57/67876-00-124****	11/26/24	\$ 6,036,450	\$ -
San Bernardino City Unified	San Bernardino	San Geronio High	57/67876-00-125****	11/26/24	\$ 28,431,969	\$ -
Simi Valley Unified	Ventura	Royal High	57/72603-00-040****	11/26/24	\$ 25,811,268	\$ -
Simi Valley Unified	Ventura	Simi Valley High	57/72603-00-041****	11/26/24	\$ 24,852,742	\$ -
Simi Valley Unified	Ventura	Santa Susana High	57/72603-00-042****	11/26/24	\$ 13,119,375	\$ -
Sanger Unified	Fresno	Lincoln Elementary	57/62414-00-025****	12/03/24	\$ 3,812,692	\$ -
Sanger Unified	Fresno	Jackson Elementary	57/62414-00-026****	12/03/24	\$ 4,223,725	\$ -
Sanger Unified	Fresno	Washington Academic Middle	57/62414-00-027****	12/03/24	\$ 6,603,049	\$ -
Sanger Unified	Fresno	Wilson Elementary	57/62414-00-028****	12/03/24	\$ 4,571,500	\$ -
Sanger Unified	Fresno	Lone Star Elementary	57/62414-00-029****	12/03/24	\$ 4,289,466	\$ -
Greenfield Union	Kern	Leon H. Ollivier Middle	57/63503-00-014****	12/03/24	\$ 3,769,899	\$ -
Greenfield Union	Kern	Greenfield Middle	57/63503-00-015****	12/03/24	\$ 8,756,790	\$ -
Hesperia Unified	San Bernardino	Canyon Ridge High	57/75044-00-025	12/10/24	\$ 2,359,560	\$ -
Grenada Elementary	Siskiyou	Grenada Elementary	57/70326-00-001	12/11/24	\$ 204,782	\$ 136,521
San Juan Unified	Sacramento	Katherine Johnson Middle	57/67447-05-001	01/07/25	\$ 5,557,319	\$ -
Colton Joint Unified	San Bernardino	Colton Middle	57/67686-00-029	01/08/25	\$ 3,744,938	\$ -
Riverdale Joint Unified	Fresno	Fipps Primary	57/75408-00-010****	01/09/25	\$ 3,368,194	\$ -

SFP APPLICATIONS  
Modernization Applications Received Past Existing Authority - as of May 31, 2026

District	County	Site Name	Application Number	50-04 Date Received*	Estimated State Grant (a)	Estimated Financial Hardship (b)
Riverdale Joint Unified	Fresno	Riverdale Elementary	57/75408-00-011****	01/09/25	\$ 5,187,803	\$ -
Riverdale Joint Unified	Fresno	Riverdale High	57/75408-00-012****	01/09/25	\$ 6,586,188	\$ -
Hermosa Beach City Elementary	Los Angeles	Hermosa View Elementary	57/64600-00-012	01/10/25	\$ 147,277	\$ 98,185
Le Grand Union Elementary	Merced	Le Grand Elementary	57/65722-00-004	01/15/25	\$ 391,338	\$ 260,892
Vallecitos Elementary	San Diego	Vallecitos Elementary	57/68437-00-002	01/17/25	\$ 173,627	\$ 115,751
Tamalpais Union High	Marin	Redwood High	57/65482-00-008	01/21/25	\$ 3,300,698	\$ -
River Delta Joint Unified	Sacramento	D. H. White Elementary	57/67413-00-006	01/23/25	\$ 2,583,084	\$ -
Alhambra Unified	Los Angeles	San Gabriel High	57/75713-00-040	01/31/25	\$ 8,795,807	\$ -
Santa Rosa High	Sonoma	Montgomery High	57/70920-00-017	02/03/25	\$ 7,696,282	\$ -
Fountain Valley Elementary	Orange	Courreges (Roch) Elementary	57/66498-00-027	02/05/25	\$ 353,786	\$ -
Elk Grove Unified	Sacramento	Charles E. Mack Elementary	57/67314-00-050	02/05/25	\$ 5,858,281	\$ -
Tulare City	Tulare	Roosevelt Elementary	57/72231-00-014	02/11/25	\$ 2,799,208	\$ -
Tamalpais Union High	Marin	Redwood High	57/65482-00-009	02/12/25	\$ 3,785,320	\$ -
Wheatland Union High	Yuba	Wheatland Union High	57/72769-00-005	02/13/25	\$ 1,246,978	\$ -
Dublin Unified	Alameda	Murray Elementary	57/75093-00-019	02/14/25	\$ 3,482,921	\$ -
Sausalito Marin City	Marin	Dr. Martin Luther King Jr. Academy	57/65474-00-003	02/18/25	\$ 930,166	\$ -
Palm Springs Unified	Riverside	James Workman Middle	57/67173-00-019	02/19/25	\$ 9,638,824	\$ -
River Delta Joint Unified	Sacramento	Riverview Middle	57/67413-00-007	02/20/25	\$ 1,749,721	\$ -
Corning Union Elementary	Tehama	West Street Elementary	57/71498-00-004	02/21/25	\$ 3,413,767	\$ -
Pomona Unified	Los Angeles	Pomona High	57/64907-00-076	02/27/25	\$ 1,669,223	\$ -
Mesa Union Elementary	Ventura	Mesa Elementary	57/72470-00-003	02/27/25	\$ 4,967,728	\$ 3,311,819
Pleasanton Unified	Alameda	Pleasanton Middle	57/75101-00-028	02/28/25	\$ 5,292,912	\$ -
Lucia Mar Unified	San Luis Obispo	Ocean View Elementary	57/68759-00-027	03/05/25	\$ 3,896,431	\$ -
Covina-Valley Unified	Los Angeles	Ben Lomond Elementary	57/64436-00-012	03/06/25	\$ 3,183,143	\$ -
Simi Valley Unified	Ventura	Garden Grove Elementary	57/72603-00-043	03/06/25	\$ 6,404,230	\$ -
Simi Valley Unified	Ventura	Valley View Middle	57/72603-00-044	03/06/25	\$ 2,030,529	\$ -
Anaheim Union High	Orange	Anaheim High	57/66431-01-006	03/10/25	\$ 2,748,541	\$ -
San Bernardino City Unified	San Bernardino	Emmerton Elementary	57/67876-00-126	03/10/25	\$ 7,517,032	\$ -
Newport-Mesa Unified	Orange	Whittier Elementary	57/66597-00-056	03/11/25	\$ 2,043,912	\$ -
San Bernardino City Unified	San Bernardino	Davidson Elementary	57/67876-00-127	03/13/25	\$ 3,032,143	\$ -
San Bernardino City Unified	San Bernardino	Cajon High	57/67876-00-128	03/13/25	\$ 36,113,550	\$ -
Pomona Unified	Los Angeles	Barfield Elementary	57/64907-00-077	03/14/25	\$ 1,310,673	\$ -
Newport-Mesa Unified	Orange	Newport Elementary	57/66597-00-057	03/17/25	\$ 3,498,254	\$ -
Ravenswood City Elementary	San Mateo	Cesar Chavez Ravenswood Middle	57/68999-00-020****	03/19/25	\$ 3,951,375	\$ -
Ravenswood City Elementary	San Mateo	Belle Haven Elementary	57/68999-00-021****	03/19/25	\$ 5,689,176	\$ -
Gridley Unified	Butte	Gridley High	57/75507-00-007****	03/20/25	\$ 3,449,374	\$ -
Anderson Valley Unified	Mendocino	Anderson Valley Elementary	57/65540-00-007	03/24/25	\$ 428,933	\$ -
Kirkwood Elementary	Tehama	Kirkwood Elementary	57/71555-00-001	03/24/25	\$ 67,883	\$ 45,255
Ventura Unified	Ventura	Juanamaria Elementary	57/72652-00-022	03/24/25	\$ 741,184	\$ -
Ventura Unified	Ventura	E. P. Foster Elementary	57/72652-00-023	03/24/25	\$ 1,306,757	\$ -
Newport-Mesa Unified	Orange	Woodland Elementary	57/66597-00-058	03/25/25	\$ 1,932,065	\$ -
Ontario-Montclair	San Bernardino	Ray Wiltsey Middle	57/67819-00-041	03/25/25	\$ 1,698,105	\$ -
Tustin Unified	Orange	Columbus Tustin Middle	57/73643-00-029	03/25/25	\$ 4,020,134	\$ -
Black Oak Mine Unified	El Dorado	Northside Elementary	57/73783-00-010	03/25/25	\$ 791,558	\$ -

SFP APPLICATIONS  
Modernization Applications Received Past Existing Authority - as of May 31, 2026

District	County	Site Name	Application Number	50-04 Date Received*	Estimated State Grant (a)	Estimated Financial Hardship (b)
Caiente Union Elementary	Kern	Piute Mountain Elementary	57/63388-00-001	03/26/25	\$ 65,591	\$ 43,727
Ventura Unified	Ventura	Lemon Grove	57/72652-00-024	03/27/25	\$ 844,979	\$ -
Sierra Unified	Fresno	Sierra High	57/75275-00-004	03/27/25	\$ 1,728,169	\$ 1,152,113
Foresthill Union Elementary	Placer	Foresthill Divide	57/66837-00-002	03/31/25	\$ 140,282	\$ 93,521
Foresthill Union Elementary	Placer	Foresthill Elementary	57/66837-00-003	03/31/25	\$ 144,816	\$ 96,544
Ventura Unified	Ventura	Buena High	57/72652-00-025	03/31/25	\$ 2,355,930	\$ -
Ventura Unified	Ventura	Loma Vista Elementary	57/72652-00-026	04/01/25	\$ 888,655	\$ -
Pomona Unified	Los Angeles	San Jose Elementary	57/64907-00-078	04/02/25	\$ 761,852	\$ -
Ravenswood City Elementary	San Mateo	Los Robles-Ronald McNair Academy	57/68999-00-022	04/02/25	\$ 662,223	\$ -
Ventura Unified	Ventura	Elmhurst Elementary	57/72652-00-027	04/02/25	\$ 954,195	\$ -
Claremont Unified	Los Angeles	El Roble Intermediate	57/64394-00-011	04/03/25	\$ 609,486	\$ -
Claremont Unified	Los Angeles	Chaparral Elementary	57/64394-00-012	04/03/25	\$ 2,293,810	\$ -
San Bernardino City Unified	San Bernardino	Indian Springs High	57/67876-00-129	04/03/25	\$ 23,855,543	\$ -
San Bernardino City Unified	San Bernardino	Muscoy Elementary	57/67876-00-130	04/03/25	\$ 5,180,116	\$ -
San Luis Coastal Unified	San Luis Obispo	Monarch Grove Elementary	57/68809-00-035	04/04/25	\$ 2,420,548	\$ -
Claremont Unified	Los Angeles	Condit Elementary	57/64394-00-013	04/07/25	\$ 2,166,190	\$ -
Pleasanton Unified	Alameda	Fairlands Elementary	57/75101-00-029	04/07/25	\$ 888,357	\$ -
Ventura Unified	Ventura	Balboa Middle	57/72652-00-028	04/08/25	\$ 2,685,454	\$ -
Ferndale Unified	Humboldt	Ferndale Elementary	57/75374-00-005	04/08/25	\$ 417,766	\$ 278,511
Ferndale Unified	Humboldt	Ferndale High	57/75374-00-006	04/08/25	\$ 301,733	\$ 201,155
Ventura Unified	Ventura	Pacific High	57/72652-00-029	04/10/25	\$ 588,147	\$ -
Johnstonville Elementary	Lassen	Johnstonville Elementary	57/64113-00-003	04/11/25	\$ 271,736	\$ 181,157
Claremont Unified	Los Angeles	Claremont High	57/64394-00-014	04/11/25	\$ 1,687,388	\$ -
Elk Grove Unified	Sacramento	Samuel Kennedy Elementary	57/67314-00-051	04/11/25	\$ 3,744,128	\$ -
Claremont Unified	Los Angeles	Sycamore Elementary	57/64394-00-015	04/16/25	\$ 485,008	\$ -
Pomona Unified	Los Angeles	Diamond Ranch High	57/64907-00-079	04/16/25	\$ 11,229,666	\$ -
Antelope Elementary	Tehama	Antelope Elementary	57/71472-00-003	04/16/25	\$ 333,647	\$ 222,431
Antelope Elementary	Tehama	Berrendos Middle	57/71472-00-004	04/16/25	\$ 300,928	\$ 200,619
East Whittier City Elementary	Los Angeles	Hillview Middle	57/64485-00-015	04/18/25	\$ 1,555,090	\$ -
Ontario-Montclair	San Bernardino	Vina Danks Middle	57/67819-00-042	04/21/25	\$ 1,888,111	\$ -
East Whittier City Elementary	Los Angeles	Orchard Dale Elementary	57/64485-00-016	04/22/25	\$ 2,383,997	\$ -
East Whittier City Elementary	Los Angeles	Evergreen Elementary	57/64485-00-017	04/22/25	\$ 1,674,729	\$ -
Happy Camp Union Elementary	Siskiyou	Happy Camp Union Elementary	57/70334-00-001	04/23/25	\$ 1,443,942	\$ 962,628
Hanford Elementary	Kings	Woodrow Wilson Junior High	57/63917-00-013	04/24/25	\$ 3,215,004	\$ -
Black Oak Mine Unified	El Dorado	Golden Sierra High	57/73783-00-011	04/24/25	\$ 50,484	\$ -
Chico Unified	Butte	Little Chico Creek Elementary	57/61424-00-013	04/28/25	\$ 3,059,172	\$ -
Elk Grove Unified	Sacramento	Florence Markofer Elementary	57/67314-00-052	04/28/25	\$ 4,787,244	\$ -
Santa Paula Unified	Ventura	Barbara Webster Elementary	57/76828-00-008	04/29/25	\$ 3,221,609	\$ -
Union Hill Elementary	Nevada	Union Hill Elementary	57/66407-00-002	04/30/25	\$ 548,329	\$ 365,553
Rio Bravo-Greeley Union Elementary	Kern	Rio Bravo Elementary	57/73544-00-004	04/30/25	\$ 807,894	\$ 538,596
Rio Bravo-Greeley Union Elementary	Kern	Rio Bravo-Greeley Elementary	57/73544-00-005****	04/30/25	\$ 2,051,914	\$ -
Tulelake Basin Joint Unified	Modoc	Tulelake Basin Elementary	57/73593-00-002	05/01/25	\$ 408,585	\$ 272,390
Tulelake Basin Joint Unified	Modoc	Tulelake High	57/73593-00-003	05/01/25	\$ 372,618	\$ 248,412
Elk Grove Unified	Sacramento	James A. McKee Elementary	57/67314-00-053	05/02/25	\$ 3,773,322	\$ -

SFP APPLICATIONS  
Modernization Applications Received Past Existing Authority - as of May 31, 2026

District	County	Site Name	Application Number	50-04 Date Received*	Estimated State Grant (a)	Estimated Financial Hardship (b)
Lakeside Union	Kern	Donald E. Suburu Elementary	57/63552-00-003	05/06/25	\$ 1,095,481	\$ 730,321
Lakeside Union	Kern	Lakeside Elementary	57/63552-00-004	05/06/25	\$ 1,538,768	\$ 1,025,845
Lancaster Elementary	Los Angeles	Sunnydale Elementary	57/64667-00-009	05/07/25	\$ 677,060	\$ -
Sunol Glen Unified	Alameda	Sunol Glen Elementary	57/75119-00-002	05/12/25	\$ 999,212	\$ -
Etiwanda Elementary	San Bernardino	Etiwanda Intermediate	57/67702-00-007	05/13/25	\$ 7,350,090	\$ -
Meadows Union	Imperial	Meadows Elementary	57/63198-00-002	05/15/25	\$ 467,464	\$ 311,643
Claremont Unified	Los Angeles	Mountain View Elementary	57/64394-00-016	05/15/25	\$ 72,134	\$ -
Vallejo City Unified	Solano	Vallejo High	57/70581-00-034	05/16/25	\$ 1,862,763	\$ -
Surprise Valley Joint Unified	Modoc	Surprise Valley Elementary	57/65896-00-003	05/22/25	\$ 207,231	\$ 138,154
Colton Joint Unified	San Bernardino	Bloomington High	57/67686-00-030	05/28/25	\$ 6,314,475	\$ -
Salinas Union High	Monterey	Salinas High	57/66159-00-005	05/29/25	\$ 29,122,697	\$ -
Capistrano Unified	Orange	Capistrano Valley High	57/66464-00-030	05/29/25	\$ 11,140,931	\$ -
Palermo Union Elementary	Butte	Helen M. Wilcox Elementary	57/61523-00-004	06/05/25	\$ 557,251	\$ 371,501
Palermo Union Elementary	Butte	Palermo Middle	57/61523-00-005	06/05/25	\$ 538,913	\$ 359,275
Konocti Unified	Lake	Lower Lake High	57/64022-00-021	06/06/25	\$ 1,641,418	\$ -
Konocti Unified	Lake	Burns Valley Elementary	57/64022-00-022	06/06/25	\$ 851,736	\$ -
San Bernardino City Unified	San Bernardino	San Andreas High	57/67876-00-131	06/09/25	\$ 6,338,337	\$ -
Stanislaus Union Elementary	Stanislaus	Stanislaus Elementary	57/71282-00-002	06/09/25	\$ 3,282,634	\$ -
Allensworth Elementary	Tulare	Allensworth Elementary	57/71795-00-002	06/10/25	\$ 102,777	\$ 68,518
Buttonwillow Union Elementary	Kern	Buttonwillow Elementary	57/63370-00-002	06/12/25	\$ 606,833	\$ 404,555
Colfax Elementary	Placer	Colfax Elementary	57/66795-00-001	06/19/25	\$ 331,546	\$ 221,031
Summerville Elementary	Tuolumne	Summerville Elementary	57/72405-00-004	06/23/25	\$ 120,420	\$ 80,280
Cotati-Rohnert Park Unified	Sonoma	Technology Middle	57/73882-00-014	06/26/25	\$ 2,973,685	\$ -
Union Hill Elementary	Nevada	Union Hill Elementary	57/66407-00-003	06/27/25	\$ 100,466	\$ 66,977
Twin Rivers Unified	Sacramento	Oakdale Elementary	57/76505-00-070	06/27/25	\$ 677,837	\$ -
Twin Rivers Unified	Sacramento	Del Paso Heights Elementary	57/76505-00-072	06/27/25	\$ 1,222,169	\$ -
Inglewood Unified	Los Angeles	Hudnall (Claude) Elementary	57/64634-00-008	06/30/25	\$ 2,901,159	\$ -
Inglewood Unified	Los Angeles	Highland Elementary	57/64634-00-009	06/30/25	\$ 1,548,704	\$ -
Scotts Valley Unified	Santa Cruz	Scotts Valley Middle	57/75432-00-003	07/01/25	\$ 959,711	\$ -
Scotts Valley Unified	Santa Cruz	Scotts Valley High	57/75432-00-004	07/01/25	\$ 5,343,047	\$ -
Ventura Unified	Ventura	Portola Elementary	57/72652-00-030	07/02/25	\$ 2,116,399	\$ -
Hamilton Unified	Glenn	Hamilton Elementary	57/76562-00-006	07/03/25	\$ 605,284	\$ -
El Rancho Unified	Los Angeles	El Rancho High	57/64527-00-028	07/07/25	\$ 37,752,443	\$ -
El Rancho Unified	Los Angeles	Durfee Elementary	57/64527-00-029	07/07/25	\$ 2,878,740	\$ -
El Rancho Unified	Los Angeles	South Ranchito Dual Language Academy	57/64527-00-030	07/07/25	\$ 2,808,096	\$ -
El Rancho Unified	Los Angeles	Rivera Elementary	57/64527-00-031	07/07/25	\$ 3,867,755	\$ -
El Rancho Unified	Los Angeles	North Ranchito Elementary	57/64527-00-032	07/07/25	\$ 2,304,758	\$ -
El Rancho Unified	Los Angeles	Magee Academy of Arts & Sciences	57/64527-00-033	07/07/25	\$ 2,446,046	\$ -
Portola Valley Elementary	San Mateo	Ormondale Elementary	57/68981-00-003	07/07/25	\$ 2,686,361	\$ -
Portola Valley Elementary	San Mateo	Corte Madera	57/68981-00-004	07/07/25	\$ 2,812,982	\$ -
Fruitvale Elementary	Kern	Columbia Elementary	57/63479-00-006	07/08/25	\$ 2,651,213	\$ -
Napa Valley Unified	Napa	Donaldson Way Elementary	57/66266-00-045	07/08/25	\$ 3,608,971	\$ -
Antelope Elementary	Tehama	Antelope Elementary	57/71472-00-005	07/08/25	\$ 181,020	\$ 120,680
Vallejo City Unified	Solano	Federal Terrace Elementary	57/70581-00-035	07/09/25	\$ 5,207,792	\$ -

SFP APPLICATIONS  
Modernization Applications Received Past Existing Authority - as of May 31, 2026

District	County	Site Name	Application Number	50-04 Date Received*	Estimated State Grant (a)	Estimated Financial Hardship (b)
Vallejo City Unified	Solano	Lincoln Elementary	57/70581-00-036	07/09/25	\$ 1,704,285	\$ -
Ventura Unified	Ventura	Lincoln Elementary	57/72652-00-031	07/09/25	\$ 696,341	\$ -
Ventura Unified	Ventura	Citrus Glen Elementary	57/72652-00-032	07/10/25	\$ 2,350,924	\$ -
Claremont Unified	Los Angeles	Sumner Elementary	57/64394-00-017	07/11/25	\$ 364,750	\$ -
South Bay Union	San Diego	Emory Elementary	57/68395-00-012	07/11/25	\$ 7,724,382	\$ -
San Luis Coastal Unified	San Luis Obispo	Los Ranchos Elementary	57/68809-00-036	07/11/25	\$ 4,182,562	\$ -
San Luis Coastal Unified	San Luis Obispo	Bishop's Peak Elementary	57/68809-00-037	07/11/25	\$ 2,745,780	\$ -
Santa Rosa High	Sonoma	Rincon Valley Middle	57/70920-00-018	07/11/25	\$ 9,265,298	\$ -
Alvina Elementary	Fresno	Alvina Elementary Charter	57/61994-00-001	07/14/25	\$ 2,112,832	\$ -
El Nido Elementary	Merced	El Nido Elementary	57/65680-00-002	07/14/25	\$ 167,996	\$ 111,997
Salinas Union High	Monterey	North Salinas High	57/66159-00-006	07/15/25	\$ 27,742,899	\$ -
Covina-Valley Unified	Los Angeles	Covina High	57/64436-00-013	07/16/25	\$ 17,978,722	\$ -
El Rancho Unified	Los Angeles	Valencia Academy of the Arts	57/64527-00-034	07/16/25	\$ 3,125,993	\$ -
El Rancho Unified	Los Angeles	Rio Vista Elementary	57/64527-00-035	07/16/25	\$ 2,357,741	\$ -
El Rancho Unified	Los Angeles	STEAM Academy @ Burke	57/64527-00-036	07/16/25	\$ 1,859,063	\$ -
Solvang Elementary	Santa Barbara	Solvang Elementary	57/69336-00-004	07/16/25	\$ 220,702	\$ -
Ventura Unified	Ventura	Mound Elementary	57/72652-00-033	07/17/25	\$ 1,336,456	\$ -
Arcadia Unified	Los Angeles	Baldwin Stocker Elementary	57/64261-00-012	07/18/25	\$ 832,551	\$ -
Arcadia Unified	Los Angeles	Longley Way Elementary	57/64261-00-013	07/18/25	\$ 637,397	\$ -
Arcadia Unified	Los Angeles	Holly Avenue Elementary	57/64261-00-014	07/18/25	\$ 602,536	\$ -
Arcadia Unified	Los Angeles	Hugo Reid Primary	57/64261-00-015	07/18/25	\$ 89,904	\$ -
Dublin Unified	Alameda	Frederiksen Elementary	57/75093-00-020	07/18/25	\$ 3,846,612	\$ -
Scotts Valley Unified	Santa Cruz	Brook Knoll Elementary	57/75432-00-005	07/18/25	\$ 2,479,104	\$ -
Scotts Valley Unified	Santa Cruz	Vine Hill Elementary	57/75432-00-006	07/18/25	\$ 3,519,650	\$ -
Oakland Unified	Alameda	Glenview Elementary	57/61259-00-073	07/21/25	\$ 3,983,667	\$ -
Bakersfield City	Kern	Horace Mann Elementary	57/63321-00-020	07/21/25	\$ 6,219,673	\$ -
Kern High	Kern	Highland High	57/63529-00-014	07/21/25	\$ 7,927,676	\$ -
Walnut Creek Elementary	Contra Costa	Parkmead Elementary	57/61812-00-010	07/22/25	\$ 3,178,976	\$ -
Walnut Creek Elementary	Contra Costa	Buena Vista Elementary	57/61812-00-011	07/22/25	\$ 4,254,958	\$ -
Bakersfield City	Kern	Mt. Vernon Elementary	57/63321-00-021	07/22/25	\$ 5,449,367	\$ -
Bakersfield City	Kern	Wayside Elementary	57/63321-00-022	07/22/25	\$ 5,141,505	\$ -
Bakersfield City	Kern	Pioneer Drive Elementary	57/63321-00-023	07/22/25	\$ 5,162,744	\$ -
Bakersfield City	Kern	Washington Middle	57/63321-00-024	07/22/25	\$ 5,163,696	\$ -
Bakersfield City	Kern	Munsey Elementary	57/63321-00-025	07/22/25	\$ 4,072,398	\$ -
Bakersfield City	Kern	Roosevelt Elementary	57/63321-00-026	07/22/25	\$ 4,273,405	\$ -
Arcadia Unified	Los Angeles	Richard Henry Dana Middle	57/64261-00-016	07/22/25	\$ 533,708	\$ -
Luther Burbank	Santa Clara	Luther Burbank Elementary	57/69542-00-002	07/22/25	\$ 845,463	\$ -
Kern High	Kern	Shafter High	57/63529-00-015	07/23/25	\$ 4,772,831	\$ -
San Luis Coastal Unified	San Luis Obispo	C L Smith Elementary	57/68809-00-038	07/23/25	\$ 2,756,760	\$ -
Grant Elementary	Shasta	Grant Elementary	57/70003-00-003	07/23/25	\$ 979,473	\$ -
Bakersfield City	Kern	Fremont Elementary	57/63321-00-027	07/24/25	\$ 6,411,020	\$ -
Twin Rivers Unified	Sacramento	Creative Connections Arts Academy	57/76505-00-073	07/24/25	\$ 322,373	\$ -
Beverly Hills Unified	Los Angeles	Horace Mann Elementary	57/64311-00-011	07/25/25	\$ 3,544,111	\$ -
Twin Rivers Unified	Sacramento	Madison Elementary	57/76505-00-074	07/25/25	\$ 711,761	\$ -

SFP APPLICATIONS  
Modernization Applications Received Past Existing Authority - as of May 31, 2026

District	County	Site Name	Application Number	50-04 Date Received*	Estimated State Grant (a)	Estimated Financial Hardship (b)
El Centro Elementary	Imperial	Harding Elementary	57/63123-00-016	07/28/25	\$ 1,455,068	\$ -
El Centro Elementary	Imperial	Wilson Jr. High	57/63123-00-017	07/28/25	\$ 1,399,610	\$ -
San Luis Coastal Unified	San Luis Obispo	Sinsheimer Elementary	57/68809-00-034	07/28/25	\$ 3,622,173	\$ -
San Luis Coastal Unified	San Luis Obispo	Hawthorne Elementary	57/68809-00-039	07/28/25	\$ 3,578,414	\$ -
San Luis Coastal Unified	San Luis Obispo	Del Mar Elementary	57/68809-00-040	07/28/25	\$ 1,920,339	\$ -
Palm Springs Unified	Riverside	Cathedral City High	57/67173-00-020	07/29/25	\$ 15,189,692	\$ -
San Luis Coastal Unified	San Luis Obispo	Los Osos Middle	57/68809-00-041	07/29/25	\$ 3,907,228	\$ -
Santa Rosa Elementary	Sonoma	Helen M. Lehman Elementary	57/70912-00-014	07/29/25	\$ 2,808,698	\$ -
Moorpark Unified	Ventura	Flory Academy of Sciences and Technology	57/73940-00-002	07/29/25	\$ 1,553,755	\$ -
San Lorenzo Valley Unified	Santa Cruz	Boulder Creek Elementary	57/69807-00-006	07/31/25	\$ 884,366	\$ -
Grant Elementary	Shasta	Grant Elementary	57/70003-00-004	07/31/25	\$ 105,897	\$ 70,598
Pleasant Valley Joint Union Elementary	San Luis Obispo	Pleasant Valley Elementary	57/68791-00-001	08/01/25	\$ 53,401	\$ 35,601
Heber Elementary	Imperial	Heber Elementary	57/63131-00-003	08/04/25	\$ 2,508,614	\$ -
Nuestro Elementary	Sutter	Nuestro Elementary	57/71423-00-002	08/06/25	\$ 206,975	\$ 137,983
Westside Elementary	Fresno	Westside Elementary	57/62547-00-002	08/07/25	\$ 200,715	\$ 133,810
Clear Creek Elementary	Nevada	Clear Creek Elementary	57/66324-00-003	08/08/25	\$ 64,887	\$ 43,258
Little Lake City Elementary	Los Angeles	Jersey Avenue Elementary	57/64717-00-019	08/12/25	\$ 1,532,580	\$ -
Santa Rosa High	Sonoma	Santa Rosa High	57/70920-00-019	08/12/25	\$ 6,968,667	\$ -
Twin Rivers Unified	Sacramento	Dry Creek Elementary	57/76505-00-075	08/12/25	\$ 828,035	\$ -
Susanville Elementary	Lassen	McKinley Elementary	57/64196-00-002	08/13/25	\$ 501,425	\$ 334,283
Saint Helena Unified	Napa	Saint Helena Primary	57/66290-00-009	08/13/25	\$ 837,489	\$ -
Twin Rivers Unified	Sacramento	Smythe Academy of Arts and Sciences	57/76505-00-076	08/13/25	\$ 1,035,377	\$ -
San Lorenzo Valley Unified	Santa Cruz	San Lorenzo Valley Elementary	57/69807-00-007	08/14/25	\$ 1,145,356	\$ -
Ventura Unified	Ventura	Will Rogers Elementary	57/72652-00-034	08/14/25	\$ 1,218,669	\$ -
Davis Joint Unified	Yolo	Robert E. Willett Elementary	57/72678-00-020	08/14/25	\$ 5,621,661	\$ -
Lake Elementary	Glenn	Lake Elementary	57/62596-00-003	08/15/25	\$ 58,400	\$ 38,933
Big Valley Joint Unified	Lassen	Big Valley Jr. Sr. High	57/64089-00-008	08/18/25	\$ 269,840	\$ 179,893
Richmond Elementary	Lassen	Richmond Elementary	57/64170-00-004	08/18/25	\$ 120,170	\$ 80,113
Rio Dell Elementary	Humboldt	Monument Middle	57/63008-00-002	08/20/25	\$ 130,330	\$ 86,887
Rio Dell Elementary	Humboldt	Eagle Prairie Elementary	57/63008-00-003	08/20/25	\$ 295,879	\$ 197,253
Junction Elementary	Shasta	Junction Elementary	57/70045-00-002	08/20/25	\$ 391,731	\$ 261,154
Ventura Unified	Ventura	De Anza Academy of Technology and the Arts	57/72652-00-035	08/20/25	\$ 4,002,112	\$ -
Newport-Mesa Unified	Orange	Eastbluff Elementary	57/66597-00-059	08/21/25	\$ 2,317,399	\$ -
Roseland	Sonoma	Sheppard Elementary	57/70904-00-004	08/21/25	\$ 2,521,853	\$ -
Black Oak Mine Unified	El Dorado	Northside Elementary	57/73783-00-012	08/21/25	\$ 997,959	\$ -
Mountain Empire Unified	San Diego	Mountain Empire Junior High	57/68213-00-006	08/22/25	\$ 2,170,034	\$ 1,446,689
Gratton Elementary	Stanislaus	Gratton Elementary	57/71084-00-003	08/22/25	\$ 193,431	\$ 128,954
Waterford Unified	Stanislaus	Waterford High	57/75572-00-008	08/25/25	\$ 5,220,514	\$ 3,480,343
Ventura Unified	Ventura	Cabrillo Middle	57/72652-00-036	08/27/25	\$ 2,245,610	\$ -
Calexico Unified	Imperial	Blanche Charles Elementary	57/63099-00-006	08/28/25	\$ 2,714,911	\$ -
Roberts Ferry Union Elementary	Stanislaus	Roberts Ferry Union Elementary	57/71233-00-002	08/28/25	\$ 1,413,775	\$ 942,517
Wasco Union High	Kern	Wasco Independence High	57/63859-00-003	08/29/25	\$ 1,078,081	\$ -
Oak Park Unified	Ventura	Red Oak Elementary	57/73874-00-007	09/03/25	\$ 2,942,658	\$ -
Oak Park Unified	Ventura	Oak Park High	57/73874-00-008	09/03/25	\$ 1,827,384	\$ -

SFP APPLICATIONS  
Modernization Applications Received Past Existing Authority - as of May 31, 2026

District	County	Site Name	Application Number	50-04 Date Received*	Estimated State Grant (a)	Estimated Financial Hardship (b)
Oak Park Unified	Ventura	Oak View High	57/73874-00-009	09/03/25	\$ 411,827	\$ -
Cotati-Rohnert Park Unified	Sonoma	Lawrence E. Jones Middle	57/73882-00-015	09/03/25	\$ 1,147,822	\$ -
Ontario-Montclair	San Bernardino	Moreno Elementary	57/67819-00-043	09/05/25	\$ 2,242,944	\$ -
Union Elementary	Santa Clara	Guadalupe Elementary	57/69708-00-021	09/05/25	\$ 633,570	\$ -
Chico Unified	Butte	Emma Wilson Elementary	57/61424-00-014	09/09/25	\$ 2,525,942	\$ -
El Segundo Unified	Los Angeles	El Segundo Middle	57/64535-00-011	09/09/25	\$ 1,512,624	\$ -
El Segundo Unified	Los Angeles	Arena High (Continuation)	57/64535-00-012	09/09/25	\$ 555,259	\$ -
Le Grand Union High	Merced	Le Grand High	57/65730-00-002	09/09/25	\$ 2,334,201	\$ -
Twin Rivers Unified	Sacramento	Warren A. Allison Elementary	57/76505-00-077	09/09/25	\$ 458,704	\$ -
Twin Rivers Unified	Sacramento	Sierra View Elementary	57/76505-00-078	09/09/25	\$ 937,232	\$ -
Mark West Union Elementary	Sonoma	John B. Riebli Elementary	57/70805-00-003	09/10/25	\$ 1,014,890	\$ -
Pittsburg Unified	Contra Costa	Los Medanos Elementary	57/61788-00-017	09/11/25	\$ 4,365,364	\$ -
Gravenstein Union Elementary	Sonoma	Gravenstein Elementary	57/70714-00-005	09/11/25	\$ 713,266	\$ -
Oak Park Unified	Ventura	Medea Creek Middle	57/73874-00-010	09/13/25	\$ 2,335,108	\$ -
Cotati-Rohnert Park Unified	Sonoma	Thomas Page Academy	57/73882-00-016	09/15/25	\$ 1,960,369	\$ -
Cotati-Rohnert Park Unified	Sonoma	Richard Crane Elementary	57/73882-00-017	09/15/25	\$ 1,756,619	\$ -
Cotati-Rohnert Park Unified	Sonoma	Evergreen Elementary	57/73882-00-018	09/15/25	\$ 4,276,674	\$ -
Cotati-Rohnert Park Unified	Sonoma	Rancho Cotate High	57/73882-00-019	09/15/25	\$ 3,185,353	\$ -
Napa Valley Unified	Napa	Silverado Middle	57/66266-00-046	09/16/25	\$ 10,448,318	\$ -
Elk Grove Unified	Sacramento	Maeola E. Beitzel Elementary	57/67314-00-054	09/16/25	\$ 3,890,603	\$ -
Calexico Unified	Imperial	Mains Elementary	57/63099-00-007	09/17/25	\$ 2,796,267	\$ -
Calexico Unified	Imperial	Jefferson Elementary	57/63099-00-008	09/17/25	\$ 2,331,373	\$ -
Fresno Unified	Fresno	Powers-Ginsburg Elementary	57/62166-00-162	09/18/25	\$ 2,036,893	\$ -
Newport-Mesa Unified	Orange	Paularino Elementary	57/66597-00-060	09/18/25	\$ 739,827	\$ -
West Side Union Elementary	Sonoma	West Side Elementary	57/71001-00-001	09/18/25	\$ 135,765	\$ 90,510
Ventura Unified	Ventura	Junipero Serra Elementary	57/72652-00-037	09/18/25	\$ 1,655,887	\$ -
Davis Joint Unified	Yolo	North Davis Elementary	57/72678-00-021	09/18/25	\$ 4,976,645	\$ -
Oak Grove Union Elementary	Sonoma	Oak Grove Elementary/Willowside Middle	57/70839-00-003	09/19/25	\$ 1,065,088	\$ -
Modesto City Elementary	Stanislaus	Roosevelt Junior High	57/71167-00-011	09/19/25	\$ 1,659,370	\$ -
Woodville Union Elementary	Tulare	Woodville Elementary	57/72298-00-003	09/19/25	\$ 114,345	\$ 76,230
Las Virgenes Unified	Los Angeles	Willow Elementary	57/64683-00-014	09/22/25	\$ 839,330	\$ -
Las Virgenes Unified	Los Angeles	Agoura High	57/64683-00-015	09/22/25	\$ 4,363,276	\$ -
Las Virgenes Unified	Los Angeles	Arthur E. Wright Middle	57/64683-00-016	09/22/25	\$ 4,363,276	\$ -
Lucia Mar Unified	San Luis Obispo	Grover Heights Elementary	57/68759-00-028	09/22/25	\$ 1,442,480	\$ -
Lucia Mar Unified	San Luis Obispo	Branch Elementary	57/68759-00-029	09/22/25	\$ 1,002,884	\$ -
Lucia Mar Unified	San Luis Obispo	Shell Beach Elementary	57/68759-00-030	09/22/25	\$ 1,290,562	\$ -
Lucia Mar Unified	San Luis Obispo	Paulding Middle	57/68759-00-031	09/22/25	\$ 2,632,805	\$ -
San Mateo Union High	San Mateo	Burlingame High	57/69047-00-014	09/22/25	\$ 15,929,622	\$ -
Sanger Unified	Fresno	Washington Academic Middle	57/62414-00-030	09/23/25	\$ 3,245,124	\$ -
Calexico Unified	Imperial	William Moreno Junior High	57/63099-00-009	09/23/25	\$ 5,506,337	\$ -
Galt Joint Union Elementary	Sacramento	Valley Oaks Elementary	57/67348-00-006	09/25/25	\$ 400,015	\$ -
Lancaster Elementary	Los Angeles	Nancy Cory Elementary	57/64667-00-010	09/26/25	\$ 4,487,714	\$ -
Willow Creek Elementary	Siskiyou	Willow Creek Elementary	57/70490-00-001	09/29/25	\$ 40,241	\$ 26,827
Sutter Union High	Sutter	Sutter High	57/71449-00-004	09/30/25	\$ 101,525	\$ 67,683

SFP APPLICATIONS  
Modernization Applications Received Past Existing Authority - as of May 31, 2026

District	County	Site Name	Application Number	50-04 Date Received*	Estimated State Grant (a)	Estimated Financial Hardship (b)
Bella Vista Elementary	Shasta	Bella Vista Elementary	57/69872-00-002	10/02/25	\$ 144,588	\$ 96,392
Kit Carson Union Elementary	Kings	Kit Carson Elementary	57/63958-00-002	10/03/25	\$ 213,575	\$ 142,383
Ontario-Montclair	San Bernardino	Central Language Academy	57/67819-00-044	10/03/25	\$ 1,484,572	\$ -
Calexico Unified	Imperial	Kennedy Gardens Elementary	57/63099-00-010	10/06/25	\$ 3,183,394	\$ -
Napa Valley Unified	Napa	Bel Aire Park Elementary	57/66266-00-047	10/07/25	\$ 1,008,239	\$ -
Napa Valley Unified	Napa	Napa High	57/66266-00-048	10/07/25	\$ 3,061,845	\$ -
Napa Valley Unified	Napa	Alta Heights Elementary	57/66266-00-049	10/07/25	\$ 1,411,534	\$ -
Napa Valley Unified	Napa	American Canyon Middle	57/66266-00-050	10/08/25	\$ 1,681,289	\$ -
Sacramento City Unified	Sacramento	Oak Ridge Elementary	57/67439-00-080	10/08/25	\$ 5,469,412	\$ -
Jamestown Elementary	Tuolumne	Jamestown Elementary	57/72363-00-001	10/09/25	\$ 472,517	\$ 315,011
Orange Unified	Orange	Serrano Elementary	57/66621-00-059	10/14/25	\$ 1,005,960	\$ -
Jefferson Union High	San Mateo	Westmoor High	57/68924-00-013	10/14/25	\$ 20,634,848	\$ -
Brittan Elementary	Sutter	Brittan Elementary	57/71357-00-004	10/15/25	\$ 425,397	\$ 283,598
Hacienda la Puente Unified	Los Angeles	Cedarlane Middle	57/73445-00-037	10/15/25	\$ 5,494,319	\$ -
Hacienda la Puente Unified	Los Angeles	Mesa Robles Elementary	57/73445-00-038	10/15/25	\$ 3,117,274	\$ -
Hacienda la Puente Unified	Los Angeles	Baldwin Academy	57/73445-00-039	10/15/25	\$ 2,548,702	\$ -
Hacienda la Puente Unified	Los Angeles	Los Molinos Elementary	57/73445-00-040	10/15/25	\$ 2,460,393	\$ -
Covina-Valley Unified	Los Angeles	Cypress Elementary	57/64436-00-014	10/17/25	\$ 3,787,303	\$ -
Covina-Valley Unified	Los Angeles	Rowland Avenue Elementary	57/64436-00-015	10/17/25	\$ 4,050,877	\$ -
Covina-Valley Unified	Los Angeles	Grovecenter Elementary	57/64436-00-016	10/17/25	\$ 3,816,768	\$ -
Covina-Valley Unified	Los Angeles	Workman Avenue Elementary	57/64436-00-017	10/17/25	\$ 3,709,031	\$ -
Wasco Union High	Kern	Wasco High	57/63859-00-004	10/22/25	\$ 4,060,145	\$ -
Ventura Unified	Ventura	Elmhurst Elementary	57/72652-00-038	10/22/25	\$ 2,790,747	\$ -
San Luis Coastal Unified	San Luis Obispo	Pacheco Elementary	57/68809-00-042	10/28/25	\$ 4,566,582	\$ -
Vallejo City Unified	Solano	Jesse M. Bethel High	57/70581-00-037	10/28/25	\$ 11,373,063	\$ -
Ontario-Montclair	San Bernardino	Edison Elementary	57/67819-00-045	10/29/25	\$ 2,481,243	\$ -
Ontario-Montclair	San Bernardino	Lehigh Elementary	57/67819-00-046	10/29/25	\$ 934,913	\$ -
San Mateo Union High	San Mateo	Mills High	57/69047-00-015	10/29/25	\$ 13,389,584	\$ -
Ventura Unified	Ventura	Sunset Elementary	57/72652-00-039	10/29/25	\$ 1,073,485	\$ -
San Mateo Union High	San Mateo	Capuchino High	57/69047-00-016	10/30/25	\$ 6,354,544	\$ -
San Mateo Union High	San Mateo	Aragon High	57/69047-00-017	10/30/25	\$ 13,219,396	\$ -
San Mateo Union High	San Mateo	Hillsdale High	57/69047-00-018	10/30/25	\$ 5,273,178	\$ -
Red Bluff Union Elementary	Tehama	Bidwell Elementary	57/71621-00-009	10/30/25	\$ 2,569,724	\$ -
Delhi Unified	Merced	El Capitan Elementary	57/75366-00-003	10/30/25	\$ 1,508,308	\$ -
San Mateo Union High	San Mateo	San Mateo High	57/69047-00-019	10/31/25	\$ 12,429,634	\$ -
West Sonoma County Union High	Sonoma	Analy High	57/70607-00-006	10/31/25	\$ 14,064,561	\$ -
Delhi Unified	Merced	Schendel Elementary	57/75366-00-004	10/31/25	\$ 2,849,882	\$ -
Big Springs Union Elementary	Siskiyou	Big Springs Elementary	57/70185-00-004	11/04/25	\$ 67,883	\$ 45,255
Los Angeles Unified	Los Angeles	Commonwealth Avenue Elementary	57/64733-00-848	11/05/25	\$ 1,971,544	\$ -
Calexico Unified	Imperial	Rockwood Elementary	57/63099-00-011	11/07/25	\$ 3,084,887	\$ -
Roseland	Sonoma	Roseland Elementary	57/70904-00-005	11/07/25	\$ 4,923,312	\$ -
Newport-Mesa Unified	Orange	Adams Elementary	57/66597-00-061	11/10/25	\$ 1,323,834	\$ -
Ventura Unified	Ventura	Academy of Technology & Leadership at Saticoy	57/72652-00-040	11/10/25	\$ 2,887,164	\$ -
Ventura Unified	Ventura	Mound Elementary	57/72652-00-041	11/12/25	\$ 1,867,409	\$ -

SFP APPLICATIONS  
Modernization Applications Received Past Existing Authority - as of May 31, 2026

District	County	Site Name	Application Number	50-04 Date Received*	Estimated State Grant (a)	Estimated Financial Hardship (b)
Ventura Unified	Ventura	Anacapa Middle	57/72652-00-042	11/12/25	\$ 2,112,564	\$ -
Grass Valley Elementary	Nevada	Grass Valley Charter	57/66332-00-005	11/13/25	\$ 289,822	\$ -
Whittier City	Los Angeles	Wallen L. Andrews Elementary	57/65110-00-028	11/14/25	\$ 615,066	\$ -
Newport-Mesa Unified	Orange	Everett A. Rea Elementary	57/66597-00-062	11/14/25	\$ 1,906,025	\$ -
Newport-Mesa Unified	Orange	California Elementary	57/66597-00-063	11/14/25	\$ 1,237,004	\$ -
Happy Valley Union Elementary	Shasta	Happy Valley Primary	57/70011-00-004	11/14/25	\$ 47,065	\$ 31,377
Happy Valley Union Elementary	Shasta	Happy Valley Elementary	57/70011-00-005	11/14/25	\$ 105,109	\$ 70,073
Susanville Elementary	Lassen	Meadow View Elementary	57/64196-00-003	11/18/25	\$ 287,822	\$ 191,881
Newport-Mesa Unified	Orange	Victoria Elementary	57/66597-00-064	11/18/25	\$ 1,936,298	\$ -
Brawley Union High	Imperial	Brawley Union High	57/63081-00-002	11/19/25	\$ 4,824,177	\$ -
Calexico Unified	Imperial	Dool Elementary	57/63099-00-012	11/21/25	\$ 1,479,175	\$ -
Magnolia Union Elementary	Imperial	Magnolia Union Elementary	57/63172-00-002	11/21/25	\$ 3,259	\$ 2,172
Napa Valley Unified	Napa	Vichy Elementary	57/66266-00-051	11/21/25	\$ 1,228,219	\$ -
Claremont Unified	Los Angeles	Sycamore Elementary	57/64394-00-018	11/24/25	\$ 229,467	\$ -
Napa Valley Unified	Napa	Redwood Middle	57/66266-00-052	11/24/25	\$ 3,438,170	\$ -
Claremont Unified	Los Angeles	Vista del Valle Elementary	57/64394-00-019	11/25/25	\$ 119,195	\$ -
Los Angeles Unified	Los Angeles	Birdielee V. Bright Elementary	57/64733-00-850	11/25/25	\$ 3,697,321	\$ -
Westwood Unified	Lassen	Fletcher Walker Elementary	57/64204-00-002	12/02/25	\$ 121,973	\$ 81,315
Mark Twain Union Elementary	Calaveras	Copperopolis Elementary	57/61572-00-003	12/04/25	\$ 2,380,683	\$ -
Mark Twain Union Elementary	Calaveras	Mark Twain Elementary	57/61572-00-004	12/04/25	\$ 2,489,295	\$ -
Westminster	Orange	Fryberger Elementary	57/66746-00-020	12/04/25	\$ 5,008,659	\$ -
Westminster	Orange	Jessie Hayden Elementary	57/66746-00-021	12/04/25	\$ 5,786,157	\$ -
Westminster	Orange	Mearns Elementary	57/66746-00-022	12/04/25	\$ 5,406,031	\$ -
Pleasanton Unified	Alameda	Henry P. Mohr Elementary	57/75101-00-030	12/05/25	\$ 1,410,810	\$ -
Los Angeles Unified	Los Angeles	Fifty-Second Street Elementary	57/64733-14-007	12/08/25	\$ 1,564,274	\$ -
San Lorenzo Valley Unified	Santa Cruz	San Lorenzo Valley Middle	57/69807-00-008	12/08/25	\$ 1,610,335	\$ -
Orinda Union	Contra Costa	Sleepy Hollow Elementary	57/61770-00-006	12/09/25	\$ 472,382	\$ -
Orinda Union	Contra Costa	Wagner Ranch Elementary	57/61770-00-007	12/09/25	\$ 2,056,142	\$ -
Anaheim Elementary	Orange	Franklin (Benjamin) Elementary	57/66423-00-036	12/10/25	\$ 1,738,170	\$ -
San Lorenzo Valley Unified	Santa Cruz	SLVUSD Charter	57/69807-00-009	12/10/25	\$ 1,435,366	\$ -
Los Angeles Unified	Los Angeles	Manual Arts Senior High	57/64733-00-851	12/11/25	\$ 1,643,398	\$ -
Fresno Unified	Fresno	Susan B. Anthony Elementary	57/62166-00-163	12/12/25	\$ 913,608	\$ -
Fresno Unified	Fresno	Scandinavian Middle	57/62166-00-164	12/15/25	\$ 1,339,509	\$ -
Fresno Unified	Fresno	Sunnyside High	57/62166-00-165	12/15/25	\$ 2,481,741	\$ -
Anaheim Elementary	Orange	Barton (Clara) Elementary	57/66423-00-037	12/17/25	\$ 1,230,916	\$ -
Pleasanton Unified	Alameda	Valley View Elementary	57/75101-00-031	12/17/25	\$ 2,409,023	\$ -
Fresno Unified	Fresno	Ezekiel Balderas Elementary	57/62166-00-166	12/18/25	\$ 1,194,435	\$ -
Fresno Unified	Fresno	Elizabeth Terronez Middle	57/62166-00-167	12/18/25	\$ 1,305,348	\$ -
San Lorenzo Valley Unified	Santa Cruz	San Lorenzo Valley High	57/69807-00-010	12/19/25	\$ 2,036,621	\$ -
Culver City Unified	Los Angeles	Culver City Middle	57/64444-00-022	12/23/25	\$ 7,763,137	\$ -
Culver City Unified	Los Angeles	Culver City High	57/64444-00-023	12/29/25	\$ 16,128,922	\$ -
Culver City Unified	Los Angeles	El Rincon Elementary	57/64444-00-024	12/29/25	\$ 4,596,004	\$ -
Manteca Unified	San Joaquin	Joshua Cowell Elementary	57/68593-00-025	01/05/26	\$ 5,274,793	\$ -
Manteca Unified	San Joaquin	Brock Elliott Elementary	57/68593-00-026	01/05/26	\$ 5,919,459	\$ -

SFP APPLICATIONS  
Modernization Applications Received Past Existing Authority - as of May 31, 2026

District	County	Site Name	Application Number	50-04 Date Received*	Estimated State Grant (a)	Estimated Financial Hardship (b)
Hacienda la Puente Unified	Los Angeles	Sparks Middle	57/73445-00-041	01/05/26	\$ 2,063,135	\$ -
Hacienda la Puente Unified	Los Angeles	Grazide Elementary	57/73445-00-042	01/05/26	\$ 1,958,247	\$ -
Beaumont Unified	Riverside	Palm Innovation Academy	57/66993-00-002	01/06/26	\$ 3,013,179	\$ -
Campbell Union High	Santa Clara	Westmont High	57/69401-00-028	01/07/26	\$ 1,565,074	\$ -
Mountain View Elementary	Los Angeles	Willard F. Payne Elementary	57/64816-00-019	01/08/26	\$ 800,372	\$ -
Pomona Unified	Los Angeles	Westmont Elementary	57/64907-00-080	01/12/26	\$ 904,598	\$ -
Downey Unified	Los Angeles	John A Garcia Elementary	57/64451-00-044	01/21/26	\$ 1,935,529	\$ -
Sunnyvale	Santa Clara	Cherry Chase Elementary	57/69690-00-015	01/22/26	\$ 5,894,496	\$ -
Sunnyvale	Santa Clara	San Miguel Elementary	57/69690-00-016	01/22/26	\$ 2,189,962	\$ -
Union Elementary	Santa Clara	Lietz Elementary	57/69708-00-022	01/22/26	\$ 1,293,639	\$ -
Capistrano Unified	Orange	San Clemente High	57/66464-00-032	01/28/26	\$ 11,080,964	\$ -
Mill Valley Elementary	Marin	Edna Maguire Elementary	57/65391-00-012	02/03/26	\$ 3,442,716	\$ -
Mill Valley Elementary	Marin	Strawberry Point Elementary	57/65391-00-013	02/05/26	\$ 1,675,888	\$ -
Mill Valley Elementary	Marin	Tamalpais Valley Elementary	57/65391-00-014	02/05/26	\$ 1,944,299	\$ -
San Mateo Union High	San Mateo	Aragon High	57/69047-00-020	02/05/26	\$ 5,024,522	\$ -
San Mateo Union High	San Mateo	Capuchino High	57/69047-00-021	02/05/26	\$ 7,028,042	\$ -
Claremont Unified	Los Angeles	Claremont High	57/64394-00-020	02/06/26	\$ 3,707,324	\$ -
Pomona Unified	Los Angeles	Madison Elementary	57/64907-00-081	02/06/26	\$ 2,583,468	\$ -
Pomona Unified	Los Angeles	Kingsley Elementary	57/64907-00-082	02/06/26	\$ 2,769,761	\$ -
Whittier City	Los Angeles	Katherine Edwards Middle School STEAM & Dual	57/65110-00-029	02/06/26	\$ 1,919,166	\$ -
Modesto City High	Stanislaus	Fred C. Beyer High	57/71175-00-009	02/06/26	\$ 2,611,749	\$ -
Whittier City	Los Angeles	Walter F. Dexter Middle	57/65110-00-030	02/09/26	\$ 3,219,554	\$ -
Alisal Union	Monterey	Frank Paul Elementary	57/65961-00-009	02/09/26	\$ 748,530	\$ -
Buena Vista Elementary	Tulare	Buena Vista Elementary	57/71829-00-001	02/09/26	\$ 213,738	\$ 142,492
Grossmont Union High	San Diego	Steele Canyon High	57/68130-00-043	02/10/26	\$ 17,886,307	\$ -
Anderson Union High	Shasta	Anderson High	57/69856-00-005	02/10/26	\$ 137,770	\$ -
Modesto City High	Stanislaus	Fred C. Beyer High	57/71175-00-010	02/10/26	\$ 2,967,710	\$ -
Westminster	Orange	Anderson Elementary	57/66746-00-023	02/13/26	\$ 6,090,400	\$ -
Ventura Unified	Ventura	Buena High	57/72652-00-043	02/17/26	\$ 4,460,402	\$ -
Westwood Unified	Lassen	Westwood High	57/64204-00-004	02/18/26	\$ 359,048	\$ 239,365
Westminster	Orange	Finley Elementary	57/66746-00-024	02/19/26	\$ 5,499,548	\$ -
Jamul-Dulzura Union Elementary	San Diego	Oak Grove Middle	57/68155-00-004	02/19/26	\$ 903,315	\$ -
San Carlos Elementary	San Mateo	Heather Elementary	57/69021-00-012	02/19/26	\$ 361,714	\$ -
Fremont Union High	Santa Clara	Fremont High	57/69468-00-022	02/19/26	\$ 28,076,198	\$ -
Fremont Union High	Santa Clara	Monta Vista High	57/69468-00-023	02/19/26	\$ 31,521,568	\$ -
Manhattan Beach Unified	Los Angeles	Manhattan Beach Preschool	57/75333-00-014	02/19/26	\$ 5,974,448	\$ -
Shaffer Union Elementary	Lassen	Shaffer Elementary	57/64188-00-003	02/20/26	\$ 194,724	\$ 129,816
Patterson Joint Unified	Stanislaus	Patterson High	57/71217-00-016	02/20/26	\$ 2,327,775	\$ -
Barstow Unified	San Bernardino	Barstow Fine Arts Academy	57/67611-00-006	02/23/26	\$ 4,481,642	\$ -
Fremont Union High	Santa Clara	Cupertino High	57/69468-00-024	02/24/26	\$ 29,416,880	\$ -
Los Angeles Unified	Los Angeles	Chandler Elementary	57/64733-00-852	02/25/26	\$ 1,680,475	\$ -
Los Angeles Unified	Los Angeles	Humphreys Avenue Elementary	57/64733-00-853	02/25/26	\$ 1,174,520	\$ -
Modesto City High	Stanislaus	Fred C. Beyer High	57/71175-00-011	02/26/26	\$ 7,405,381	\$ -
Los Angeles Unified	Los Angeles	Mary McLeod Bethune Middle	57/64733-15-016	03/04/26	\$ 10,565,508	\$ -

SFP APPLICATIONS  
Modernization Applications Received Past Existing Authority - as of May 31, 2026

District	County	Site Name	Application Number	50-04 Date Received*	Estimated State Grant (a)	Estimated Financial Hardship (b)
Mountain View Elementary	Los Angeles	Twin Lakes Elementary	57/64816-00-020	03/05/26	\$ 2,535,659	\$ -
Gilroy Unified	Santa Clara	South Valley Middle	57/69484-00-010	03/05/26	\$ 2,375,717	\$ -
Sanger Unified	Fresno	John S. Wash Elementary	57/62414-00-031	03/09/26	\$ 1,273,783	\$ -
Wright Elementary	Sonoma	Robert L. Stevens Elementary	57/71035-00-004	03/10/26	\$ 3,781,498	\$ -
Lake Elsinore Unified	Riverside	Elsinore Elementary	57/75176-00-008	03/10/26	\$ 4,039,266	\$ -
Laguna Beach Unified	Orange	Laguna Beach High	57/66555-00-006	03/12/26	\$ 8,178,508	\$ -
Taft Union High	Kern	Taft Union High	57/63818-00-001	03/16/26	\$ 12,580,263	\$ -
Mountain View Elementary	Los Angeles	Maxson Elementary	57/64816-00-021	03/16/26	\$ 1,026,054	\$ -
Los Angeles Unified	Los Angeles	Mar Vista Elementary	57/64733-00-854	03/17/26	\$ 2,756,405	\$ -
Fremont Union High	Santa Clara	Lynbrook High	57/69468-00-025	03/18/26	\$ 24,287,026	\$ -
Arcadia Unified	Los Angeles	Highland Oaks Elementary	57/64261-00-017	03/20/26	\$ 641,786	\$ -
Newport-Mesa Unified	Orange	Killybrooke Elementary	57/66597-00-065	03/20/26	\$ 2,227,645	\$ -
East Whittier City Elementary	Los Angeles	Granada Middle	57/64485-00-018	03/23/26	\$ 1,592,431	\$ -
Los Angeles Unified	Los Angeles	Charles W. Barrett Elementary	57/64733-00-855	03/23/26	\$ 3,372,948	\$ -
Napa Valley Unified	Napa	Willow Elementary	57/66266-00-053	03/23/26	\$ 758,927	\$ -
Napa Valley Unified	Napa	Snow Elementary	57/66266-00-054	03/23/26	\$ 688,702	\$ -
Newport-Mesa Unified	Orange	Newport Harbor High	57/66597-00-066	03/23/26	\$ 3,615,494	\$ -
Jurupa Unified	Riverside	Jurupa Valley High	57/67090-00-019	03/23/26	\$ 1,718,720	\$ -
Woodland Joint Unified	Yolo	Woodland Senior High	57/72710-00-022	03/23/26	\$ 1,528,426	\$ -
Inglewood Unified	Los Angeles	Beulah Payne P-8 STEAM Academy	57/64634-00-010	03/24/26	\$ 3,822,910	\$ -
Alisal Union	Monterey	Fremont Elementary	57/65961-00-010	03/24/26	\$ 6,534,734	\$ -
Hughson Unified	Stanislaus	Hughson High	57/75549-00-006	03/24/26	\$ 997,616	\$ -
Napa Valley Unified	Napa	Shearer Elementary	57/66266-00-055	03/25/26	\$ 878,097	\$ -
Napa Valley Unified	Napa	McPherson Elementary	57/66266-00-056	03/25/26	\$ 1,142,507	\$ -
Hacienda la Puente Unified	Los Angeles	Grandview Elementary	57/73445-00-043	03/25/26	\$ 1,034,326	\$ -
Lompoc Unified	Santa Barbara	Lompoc High	57/69229-00-018	03/26/26	\$ 647,040	\$ -
Woodland Joint Unified	Yolo	Freeman Elementary	57/72710-00-023	03/26/26	\$ 1,196,476	\$ -
San Luis Coastal Unified	San Luis Obispo	Pacific Beach High	57/68809-00-043	03/27/26	\$ 792,008	\$ -
San Luis Coastal Unified	San Luis Obispo	Morro Bay High	57/68809-00-044	03/27/26	\$ 6,340,928	\$ -
Sunnyvale	Santa Clara	Sunnyvale Middle	57/69690-00-017	03/27/26	\$ 4,201,535	\$ -
Twin Rivers Unified	Sacramento	Grant Union High	57/76505-00-079	03/30/26	\$ 5,322,377	\$ -
Twin Rivers Unified	Sacramento	Smythe Academy of Arts and Sciences	57/76505-00-080	03/30/26	\$ 1,150,712	\$ -
Twin Rivers Unified	Sacramento	Woodridge Elementary	57/76505-00-081	03/30/26	\$ 940,407	\$ -
Twin Rivers Unified	Sacramento	Foothill High	57/76505-00-082	03/30/26	\$ 1,310,249	\$ -
Twin Rivers Unified	Sacramento	Pioneer Elementary	57/76505-00-083	03/30/26	\$ 235,447	\$ -
Twin Rivers Unified	Sacramento	Rio Linda High	57/76505-00-084	03/30/26	\$ 2,884,308	\$ -
Twin Rivers Unified	Sacramento	Westside Elementary	57/76505-00-085	03/30/26	\$ 539,264	\$ -
Woodland Joint Unified	Yolo	Lee Middle	57/72710-00-024	03/31/26	\$ 1,652,843	\$ -
Ventura Unified	Ventura	Ventura High	57/72652-00-044	04/01/26	\$ 2,874,421	\$ -
Chico Unified	Butte	Citrus Avenue Elementary	57/61424-00-015	04/02/26	\$ 4,429,394	\$ -
Duarte Unified	Los Angeles	Maxwell Academy (PK-8)	57/64469-00-017	04/03/26	\$ 2,305,594	\$ -
Moreno Valley Unified	Riverside	Creekside Elementary	57/67124-00-034	04/12/26	\$ 4,984,275	\$ -
Oakland Unified	Alameda	Roosevelt Middle	57/61259-00-074	04/13/26	\$ 12,167,762	\$ -
Colusa Unified	Colusa	George T. Egling Middle	57/61598-00-004	04/15/26	\$ 1,039,946	\$ -

SFP APPLICATIONS  
Modernization Applications Received Past Existing Authority - as of May 31, 2026

District	County	Site Name	Application Number	50-04 Date Received*	Estimated State Grant (a)	Estimated Financial Hardship (b)	
Union Elementary	Santa Clara	Noddin Elementary	57/69708-00-023	04/15/26	\$ 581,420	\$ -	
Ventura Unified	Ventura	Buena High	57/72652-00-045	04/15/26	\$ 744,221	\$ -	
Colusa Unified	Colusa	Colusa High	57/61598-00-005	04/16/26	\$ 992,058	\$ -	
Santa Maria-Bonita	Santa Barbara	Alvin Elementary	57/69120-00-012	04/17/26	\$ 1,716,606	\$ -	
Hacienda la Puente Unified	Los Angeles	La Puente High	57/73445-00-044	04/17/26	\$ 2,788,856	\$ -	
Lodi Unified	San Joaquin	Clyde W. Needham Elementary	57/68585-00-021	04/20/26	\$ 2,902,571	\$ -	
Igo, Ono, Platina Union Elementary	Shasta	Igo-Ono Elementary	57/70029-00-002	04/20/26	\$ 41,243	\$ 27,495	
Shasta Union Elementary	Shasta	Shasta Elementary	57/70128-00-002	04/20/26	\$ 136,712	\$ 91,141	
Inglewood Unified	Los Angeles	Kelso (William H.) Elementary	57/64634-00-011	04/22/26	\$ 3,066,799	\$ -	
Santa Paula Unified	Ventura	Santa Paula High	57/76828-00-009	04/22/26	\$ 4,267,448	\$ -	
Encinitas Union Elementary	San Diego	Park Dale Lane Elementary	57/68080-00-015	04/24/26	\$ 1,736,976	\$ -	
Sunnyvale	Santa Clara	Vargas Elementary	57/69690-00-018	04/24/26	\$ 3,394,522	\$ -	
Sunnyvale	Santa Clara	Columbia Middle	57/69690-00-019	04/24/26	\$ 1,554,299	\$ -	
Saddleback Valley Unified	Orange	Trabuco Hills High	57/73635-00-045	04/24/26	\$ 3,279,833	\$ -	
Mountain View Elementary	Los Angeles	Parkview Elementary	57/64816-00-022	04/28/26	\$ 2,677,267	\$ -	
Union Elementary	Santa Clara	Dartmouth Middle	57/69708-00-024	05/04/26	\$ 7,047,912	\$ -	
Fruitvale Elementary	Kern	Endeavour Elementary	57/63479-00-007	05/12/26	\$ 4,744,599	\$ -	
Claremont Unified	Los Angeles	El Roble Intermediate	57/64394-00-021	05/12/26	\$ 1,876,841	\$ -	
Panama-Buena Vista Union	Kern	Earl Warren Junior High	57/63362-00-007	05/13/26	\$ 6,568,022	\$ -	
Colton Joint Unified	San Bernardino	Colton High	57/67686-00-031	05/14/26	\$ 5,569,805	\$ -	
Panama-Buena Vista Union	Kern	O. J. Actis Junior High	57/63362-00-008	05/19/26	\$ 4,717,219	\$ -	
Beverly Hills Unified	Los Angeles	Beverly Hills High	57/64311-00-012	05/19/26	\$ 28,272,815	\$ -	
Winters Joint Unified	Yolo	Winters High	57/72702-00-007	05/19/26	\$ 7,932,338	\$ -	
Winters Joint Unified	Yolo	Waggoner Elementary	57/72702-00-008	05/19/26	\$ 2,894,994	\$ -	
Los Nietos	Los Angeles	Rancho Santa Gertrudes Elementary	57/64758-00-013	05/20/26	\$ 2,954,863	\$ -	
San Luis Coastal Unified	San Luis Obispo	Laguna Middle	57/68809-00-045	05/20/26	\$ 6,492,685	\$ -	
Petaluma City Elementary	Sonoma	Penngrove Elementary	57/70854-00-008	05/22/26	\$ 3,101,356	\$ -	
Oakland Unified	Alameda	Claremont Middle	57/61259-00-075	05/28/26	\$ 7,245,121	\$ -	
Hacienda la Puente Unified	Los Angeles	Newton Middle	57/73445-00-045	05/29/26	\$ 3,660,284	\$ -	
<b>Total number of applications: 557</b>					<b>Total amount (does not include duplicate submittals):</b>	<b>\$ 1,935,825,245</b>	<b>\$ 25,162,938</b>
						<b>\$ 1,960,988,183</b>	

\* Some applications have not been Acknowledged by the SAB

\*\*\*\* These applications have been identified as duplicate submittals to previously received applications that have not yet been processed.

**INFORMATION ITEM**

**FACILITY HARDSHIP/REHABILITATION APPROVALS WITHOUT FUNDING**

**As of May 20, 2026**

**FACILITY HARDSHIP PROGRAM CONCEPTUAL AND DESIGN APPROVALS**

As of the May 20, 2026, State Allocation Board Meeting

**CONCEPTUAL APPROVAL**

<i>School District</i>	<i>County</i>	<i>Program</i>	<i>Application Number</i>	<i>School Site Name</i>	<i>SAB Approval Date</i>	<i>Funding Application Due Date</i>	<i>Estimated State Grant</i>
Camptonville Union Elementary	Yuba	Facility Hardship	58/72728-00-001 <sup>1</sup>	Camptonville Elementary	2/26/2025	TBD	\$ 75,000
Berkeley Unified	Alameda	Seismic Mitigation	51/61143-00-001 <sup>2</sup>	Berkeley High	10/22/2025	TBD	\$ 42,018,571
<b>Estimated Total Need (State Share)</b>							\$ 42,093,571

**UNFUNDED APPROVAL FOR DESIGN**

<i>School District</i>	<i>County</i>	<i>Program</i>	<i>Application Number</i>	<i>School Site Name</i>	<i>SAB Approval Date</i>	<i>Funding Application Due Date</i>	<i>Estimated State Grant</i>
Mountain Empire Unified	San Diego	Facility Hardship	51/68213-00-002 <sup>3</sup>	Potrero Elementary	2/25/2026	TBD	\$ 1,902,248
Mountain Empire Unified	San Diego	Facility Hardship	51/68213-00-003 <sup>3</sup>	Campo Elementary	2/25/2026	TBD	\$ 225,720
Mountain Empire Unified	San Diego	Facility Hardship	51/68213-00-004 <sup>3</sup>	Clover Flat Elementary	2/25/2026	TBD	\$ 1,615,798
Mountain Empire Unified	San Diego	Facility Hardship	51/68213-00-005 <sup>3</sup>	JCS - Pine Valley	2/25/2026	TBD	\$ 631,936
Mountain Empire Unified	San Diego	Facility Hardship	51/68213-00-006 <sup>3</sup>	Descanso Elementary	2/25/2026	TBD	\$ 1,938,696
<b>Estimated Total Need (State Share)</b>							\$ 6,314,398

**DESIGN APPORTIONMENT**

<i>School District</i>	<i>County</i>	<i>Program</i>	<i>Application Number</i>	<i>School Site Name</i>	<i>SAB Approval Date</i>	<i>Funding Application Due Date</i>	<i>Estimated State Grant</i>
Mountain Empire Unified	San Diego	Facility Hardship	51/68213-00-001 <sup>4</sup>	Mountain Empire High	4/23/2025	10/23/2026	\$ 14,278,622
<b>Estimated Total Need (State Share)</b>							\$ 14,278,622

<b>Facility Hardship Program Estimated Total Need (State Share)</b>							\$ 62,686,591
---	--	--	--	--	--	--	---------------

<sup>1</sup> Conceptual approval was provided pursuant to SFP Regulation Section 1859.82.3(a) for non-seismic Facility Hardship projects. The School District must submit a corresponding funding application for this project within the timelines required by SFP Regulation Section 1859.82.1. Conceptual approval does not reserve bond authority.

<sup>2</sup> Conceptual approval was provided pursuant to SFP Regulation Section 1859.82.3(b) for Seismic Mitigation projects. The School District must submit a corresponding funding application for this project within the timelines required by SFP Regulation Section 1859.82.1. Conceptual approval does not reserve bond authority.

<sup>3</sup> Unfunded approval for design funding was provided on 2/25/2026. Pursuant to SFP Regulation Section 1859.82.1(f) for non-seismic Facility Hardship projects, the Approved Application for full grant funding is due 18 months from the date of Apportionment. For projects that have received design approval, the design funding amount previously approved is included in the Estimated State Grant amount.

<sup>4</sup> Design apportionment was provided pursuant to SFP Regulation Section 1859.82.1(f) for non-seismic Facility Hardship projects. For projects that have received design approval, the design funding amount previously approved is included in the Estimated State Grant amount.