

# State Allocation Board Meeting Notice and Agenda



Rebecca Kirk, Executive Officer  
Office of Public School Construction  
707 3rd Street, 3<sup>rd</sup> Floor  
West Sacramento, CA 95605

Hybrid Public Meeting  
Wednesday, May 20, 2026  
State Treasurer's Office  
915 Capitol Mall, 1<sup>st</sup> Floor Board Room  
Sacramento, CA 95814  
4:00 p.m.\*

The upcoming meeting of the State Allocation Board will be in person and also conducted by way of Zoom meeting. The physical, publicly accessible in person locations from which members of the public may observe and offer public comment are reflected above and on page 2 of this cover.

Interested persons may observe the meeting by going to Zoom Meeting at:

Join from a PC, Mac, iPad, iPhone or Android device:

<https://us06web.zoom.us/j/82086035389?pwd=RWpEVtmOV9FIVRlolvYlWWS78kjuVs.1>

Passcode: 975388

Or Telephone:

Dial:

USA 213 787 0529 US Toll

USA 888 808 6929 US Toll-free

Conference code: 991990

In accordance with Government Code Section 11123(b), four State Allocation Board members will participate virtually and from publicly accessible locations identified below:

**TELECONFERENCE LOCATIONS:**

Senator Christopher Cabaldon  
1021 O Street, Room 7320  
Sacramento, CA 95814

Assemblymember Sharon Quirk-Silva  
1021 O Street, Room 4210  
Sacramento, CA 95814

Senator Roger Niello  
1021 O Street, Room 7110  
Sacramento, CA 95814

Assemblymember Dr. Darshana Patel  
1021 O Street, Room 5140  
Sacramento, CA 95814

General Information  
(916) 376-1771

For further information, please contact your Project Manager.

\*Meeting location and time subject to change.

Individuals who need auxiliary aids for effective participation are invited to make their requests and preferences known to Ms. Lisa Jones at (916) 376-1771 or [OPSCCommunications@dgs.ca.gov](mailto:OPSCCommunications@dgs.ca.gov) five days prior to the meeting.

A copy of the 10-Day Meeting Notice can be found on [OPSC's website](#).

# May 20, 2026 Agenda

---

<u>SUBJECT</u>	<u>PRESENTER</u>	<u>PAGE</u>
Call Meeting to Order	Chair	
Roll Call	Secretary	
Table of Contents		i – ii
Alphabetical Listing		iii – iv
Minutes of April 29, 2026		1 – 9
Executive Officer Statement		10
 <b><u>CONSENT AGENDA</u></b>		
 <b><u>SCHOOL FACILITY PROGRAM</u></b>		
Resolution		11
Eligibility Approvals		12 – 24
Unfunded Approvals		25 – 55
Closeout		56
Substantial Progress Reduction to Costs Incurred		57 – 58
Substantial Progress Other Evidence		59 – 69
 <b><u>CALIFORNIA PRESCHOOL, TRANSITIONAL KINDERGARTEN AND FULL-DAY KINDERGARTEN FACILITIES GRANT PROGRAM</u></b>		
Resolution		70
Requests for Extension to Fund Release Deadline		71 – 83
 <b><u>OTHER PROGRAMS</u></b>		
Unused Sites Program		84 – 86

NEXT MONTHLY STATE ALLOCATION BOARD MEETING – JUNE 24, 2026

# May 20, 2026 Agenda

---

**SUBJECT**

**PAGE**

**FINANCIAL REPORTS**

87 – 104

**APPEAL ITEM**

GREENFIELD UNION SD/KERN    50/63503-00-014

105 – 118

To present the District’s request to approve a retroactive Reduction to Costs Incurred of the School Facility Program New Construction funding application number 50/63503-00-014 at Crescent Elementary School, and submit a new standalone application with the original submittal date of July 29, 2022, to fund the project with one Non-Severe Special Day Class pupil grant and all eligible augmentations.

**REPORTS, DISCUSSION ITEMS, AND INFORMATION ITEMS**

State Allocation Board Three-Month Projected Workload	119 – 120
Dates for 2026 Calendar Year State Allocation Board Meetings	121
School Facility Program Unfunded List (Regulation Section 1859.95)	122 – 126
School Facility Program Workload List	127 – 150
Charter School Facilities Program Preliminary Apportionment Applications Submitted List	151 – 153
California Preschool, Transitional Kindergarten and Full-Day Kindergarten Facilities Grant Program Applications Submitted List	154 – 156
Emergency Time Extension Request Log	157 – 158
School Facility Program Applications Received Beyond Bond Authority List (Regulation Section 1859.95.1)	159 – 172
Facility Hardship/Rehabilitation Approvals Without Funding	173 – 174

\* Unfunded Approval

# May 20, 2026 Agenda

School District	County	Category	Page No.
ALISAL UNION	MONTEREY	Unused Sites	Consent 84
ARCADIA UNIFIED	LOS ANGELES	SFP - Mod.	Consent* 25
ARCADIA UNIFIED	LOS ANGELES	SFP - Mod.	Consent 12
ARCADIA UNIFIED	LOS ANGELES	SFP - Mod.	Consent 14
BENICIA UNIFIED	SOLANO	SFP - Mod.	Consent* 25
BRAWLEY ELEMENTARY	IMPERIAL	SFP - Mod.	Consent 14
CAPISTRANO UNIFIED	ORANGE	SFP - New Constr.	Consent* 25
CAPISTRANO UNIFIED	ORANGE	SFP - New Constr.	Consent 14
CASTRO VALLEY UNIFIED	ALAMEDA	SFP - Mod.	Consent* 25
ENCINITAS UNION ELEMENTARY	SAN DIEGO	SFP - Mod.	Consent* 25
ENCINITAS UNION ELEMENTARY	SAN DIEGO	SFP - New Constr.	Consent* 25
ENCINITAS UNION ELEMENTARY	SAN DIEGO	SFP - New Constr.	Consent 14
ENCINITAS UNION ELEMENTARY	SAN DIEGO	SFP - Mod.	Consent 12
ESCONDIDO UNION ELEMENTARY	SAN DIEGO	SFP - Mod.	Consent* 25
ESCONDIDO UNION ELEMENTARY	SAN DIEGO	SFP - Mod.	Consent 14
INGLEWOOD UNIFIED	LOS ANGELES	FDK - New Constr.	Consent 71
JURUPA UNIFIED	RIVERSIDE	SFP - New Constr.	Consent 14
LAMONT ELEMENTARY	KERN	FDK - New Constr.	Consent 71
LONG BEACH UNIFIED	LOS ANGELES	SFP - Mod.	Consent 12
LONG BEACH UNIFIED	LOS ANGELES	SFP - Mod.	Consent* 25
LOS ALTOS ELEMENTARY	SANTA CLARA	Unused Sites	Consent 85
LOS ANGELES UNIFIED	LOS ANGELES	SFP - Mod.	Consent 14
LOS ANGELES UNIFIED	LOS ANGELES	SFP - Mod.	Consent* 25
LOS ANGELES UNIFIED	LOS ANGELES	SFP - Charter	Consent* 25
MANHATTAN BEACH UNIFIED	LOS ANGELES	SFP - Mod.	Consent* 25
MODESTO CITY ELEMENTARY	STANISLAUS	SFP - New Constr.	Consent 14
MODESTO CITY ELEMENTARY	STANISLAUS	SFP - New Constr.	Consent* 25
MONTEREY PENINSULA UNIFIED	MONTEREY	SFP - Mod.	Consent* 25
MONTEREY PENINSULA UNIFIED	MONTEREY	SFP - Mod.	Consent 12
MONTEREY PENINSULA UNIFIED	MONTEREY	SFP - Mod.	Consent 14
MORELAND ELEMENTARY	SANTA CLARA	Unused Sites	Consent 86
OAKLAND UNIFIED	ALAMEDA	SFP - New Constr.	Consent 14
OAKLEY UNION ELEMENTARY	CONTRA COSTA	SFP - New Constr.	Consent 56
PAJARO VALLEY UNIFIED	SANTA CRUZ	SFP - Mod.	Consent* 25
PAJARO VALLEY UNIFIED	SANTA CRUZ	SFP - Mod.	Consent 14

# May 20, 2026 Agenda

<b>School District</b>	<b>County</b>	<b>Category</b>	<b>Page No.</b>
PORTERVILLE UNIFIED	TULARE	SFP - Mod.	Consent* 25
REDWOOD CITY ELEMENTARY	SAN MATEO	SFP - New Constr.	Consent 14
RIVERSIDE UNIFIED	RIVERSIDE	SFP - Mod.	Consent* 25
ROCKLIN UNIFIED	PLACER	SFP - New Constr.	Consent 14
SAN DIEGO UNIFIED	SAN DIEGO	SFP - Mod.	Consent 14
SAN JUAN UNIFIED	SACRAMENTO	SFP - Mod.	Consent 14
SAN JUAN UNIFIED	SACRAMENTO	SFP - Mod.	Consent* 25
SANTA MARIA JOINT UNION HIGH	SANTA BARBARA	SFP - New Constr.	Consent* 25
SANTA MARIA JOINT UNION HIGH	SANTA BARBARA	SFP - New Constr.	Consent 14
SOUTH FORK UNION	KERN	FDK - Retrofit	Consent 71
TEMECULA VALLEY UNIFIED	RIVERSIDE	SFP - Mod.	Consent* 25
TWIN RIVERS UNIFIED	SACRAMENTO	SFP - Charter	Consent 59
VALLEJO CITY UNIFIED	SOLANO	SFP - Charter	Consent 62
YUBA COUNTY OFFICE OF EDUCATION	YUBA	SFP - New Constr.	Consent 57

# OPSC PROGRAM CODES

## SCHOOL FACILITY PROGRAM (SFP)

- 50 – NEW CONSTRUCTION
- 51 – FACILITY HARDSHIP NEW CONSTRUCTION
- 52 – SFP JOINT-USE
- 53 – CRITICALLY OVERCROWDED SCHOOLS
- 54 – CHARTER SCHOOL FACILITIES PROGRAM
- 55 – CAREER TECH NEW CONSTRUCTION
- 56 – OVERCROWDING RELIEF GRANT PROGRAM
- 57 – MODERNIZATION
- 58 – FACILITY HARDSHIP MODERNIZATION
- 59 – CAREER TECH MODERNIZATION

## OTHER PROGRAMS

- 25 – STATE RELOCATABLE CLASSROOM PROGRAM
- 34 – AIR CONDITIONING AND/OR INSULATION PROGRAM
- 40 – DEFERRED MAINTENANCE PROGRAM
- 61 – EMERGENCY REPAIR PROGRAM
- 62 – INTERIM HOUSING NATURAL DISASTER ASSISTANCE
- 63 – NATURAL DISASTER ASSISTANCE (OTHER ASSISTANCE)
- 64 – MISCELLANEOUS LEGISLATION
- 70 – CALIFORNIA PRESCHOOL, TRANSITIONAL KINDERGARTEN AND  
FULL-DAY KINDERGARTEN FACILITIES GRANT PROGRAM  
NEW CONSTRUCTION
- 71 – CALIFORNIA PRESCHOOL, TRANSITIONAL KINDERGARTEN AND  
FULL-DAY KINDERGARTEN FACILITIES GRANT PROGRAM  
RETROFIT
- 92 – UNUSED SITE PROGRAM

# Minutes

# MINUTES

## State Allocation Board

### April 29, 2026

Upon notice duly given, the meeting of the State Allocation Board (SAB) was held at the State Treasurer's Office, located at 915 Capitol Mall, 1<sup>st</sup> Floor Board Room, in Sacramento, on April 29, 2026 at 4:00 p.m.

Ms. Michele Perrault, the SAB Chair, announced that this meeting was being held in person for anyone who would like to provide public comment in person. This meeting was also conducted by way of Zoom meeting for members of the public participating remotely. The meeting was physically webcast from the State Treasurer's Office, located at 915 Capitol Mall, 1<sup>st</sup> Floor Board Room, in Sacramento.

Members of the SAB were present in order to establish a quorum for the meeting as follows:

- Michele Perrault, Chief Deputy Director, Policy, Department of Finance (DOF), designated representative for Joe Stephenshaw, Director, DOF
- Ana Lasso, Director, Department of General Services (DGS)
- Juan Mireles, Director, School Facilities and Transportation Services Division, California Department of Education (CDE), designated representative for Tony Thurmond, Superintendent of Public Instruction
- Jeremy Smith, Governor's appointee
- Senator Sasha Renee Perez (remote participation)
- Senator Roger Niello
- Senator Christopher Cabaldon
- Assembly Member Laurie Davies
- Assembly Member Sharon Quirk-Silva (remote participation)
- Assembly Member Darshana Patel

Representative of the SAB/Office of Public School Construction (OPSC), was as follows:

- Rebecca Kirk, Executive Officer

Representatives of the DGS, OPSC, were as follows:

- Rebecca Kirk, Executive Officer
- Michael Watanabe, Deputy Executive Officer

Representative of the DGS, Office of Legal Services, was as follows:

- Ephraim Egan, Staff Counsel

With a quorum present, Ms. Perrault, Chair, called the meeting to order at 4:05 p.m.

The Chair introduced and welcomed Senator Christopher Cabaldon as the newest member of the SAB. The Chair also recognized Assembly Member Darshana Patel as this meeting is her first SAB meeting since being appointed.

The Chair presented an SAB Resolution to Assembly Member Al Muratsuchi, a former SAB member, and thanked him for his support through Assembly Bill 247 (which became Proposition 2), his service on the SAB, as well as his time and dedication to the citizens of the State of California.

**PRIOR MINUTES**

A motion was made, and seconded, to approve the March 25, 2026 meeting Minutes. The Chair called for a roll-call vote and the motion carried per the following votes:

MEMBER	AYE	NAY	ABSTAIN	ABSENT
Senator Perez	X			
Senator Niello	X			
Senator Cabaldon	X			
Assembly Member Davies	X			
Assembly Member Quirk-Silva	X			
Assembly Member Patel			X	
Juan Mireles	X			
Jeremy Smith	X			
Ana Lasso			X	
Michele Perrault	X			
<b>Total</b>	8		2	

**Motion:**

Carried  X

Failed      

**EXECUTIVE OFFICER’S STATEMENT**

The Executive Officer informed the SAB of the following:

Priority Funding Apportionments From Priority Funding Round 30

Today’s Agenda includes an action item requesting State Allocation Board (Board) approval of \$745.6 million in Priority Funding Apportionments for 189 unique projects. Subject to SAB approval in today’s meeting, school districts that receive Priority Funding Apportionments must submit a complete and valid *Fund Release Authorization* (Form SAB 50-05) for these projects to OPSC no later than 11:59 p.m. on July 28, 2026. If a complete and valid Form SAB 50-05 is not submitted timely, the consequences for non-participation will apply.

Upcoming Priority Funding Round 31

The next Priority Funding Filing Round opens on May 13, 2026, and closes at the end of the day on June 11, 2026. Applicants are encouraged to submit Priority Funding requests electronically through OPSC Online. All requests must be received by OPSC no later than 11:59 p.m. on June 11, 2026. These requests will be valid from July 1, 2026 through December 31, 2026. Applicants submitting a request in this Priority Funding Filing Round may have their unfunded approval converted to an apportionment following an anticipated Fall 2026 statewide general obligation bond sale. OPSC will send out an email blast in May to remind all stakeholders of this process. Information on the Priority Funding Process can be found on OPSC’s website [here](#).

OPSC Online Workshops

On April 3 and 17, OPSC held the first two of seven virtual open forum events regarding the OPSC Online Application (OPSC Online). Each of these events was attended by roughly 30 unique stakeholders. At its December 2025 meeting, the SAB approved regulations to require use of OPSC Online for all application submittals beginning on January 1, 2027. To assist school districts in preparing for this change, OPSC staff is conducting a series of open forum events to walk through various workflows and functionality in OPSC Online. School district personnel and interested parties

## EXECUTIVE OFFICER'S STATEMENT (cont.)

### OPSC Online Workshops (cont.)

are encouraged to attend. Meeting details are on OPSC's Meetings webpage: <https://www.dgs.ca.gov/OPSC/Meetings>. Details of additional workshops will be announced in email blasts.

### State Agency Joint Small School District Workshops

In March and April 2026, OPSC and CDE held a series of 11 in-person joint workshops for new programs related to small school districts in locations throughout California. This month's workshops were held in Kern, Fresno, Orange, Riverside, San Diego, and Monterey Counties, following March workshops held in Yolo, Humboldt, Shasta, Butte, and Sonoma Counties. A total of 93 stakeholders attended these workshops. An additional virtual workshop will be held in the near future. The meeting details, including the date of the event, will be announced in an email blast and will be available on OPSC's Meetings webpage: <https://www.dgs.ca.gov/OPSC/Meetings>. Additionally, OPSC and CDE intend to make a recorded version of the workshop content available on their respective websites in the near future.

These workshops aim to equip potential applicants for the new Small School District Program to navigate the funding process effectively and ensure they understand all aspects of this program and additional programs available to help them meet their facility needs.

### Career Technical Education Facilities Program Funding Cycle

The seventh Career Technical Education Facilities Program funding cycle is currently underway. Last month, CDE sent Grant Application scores to applicants who submitted Grant Applications by the December 1, 2025 deadline. Those applicants with a passing score from CDE for the seventh funding cycle can now submit the *Application for Career Technical Education Facilities Funding* (Form SAB 50-10) to OPSC **by 11:59 p.m. on June 30, 2026**. OPSC will present seventh funding cycle applications to the SAB for funding consideration by December 2026.

### California Preschool, Transitional Kindergarten and Full-Day Kindergarten Facilities Grant Program Funding Round

The California Preschool, Transitional Kindergarten and Full-Day Kindergarten Facilities Grant Program filing round opened on April 1, 2026 and applications will be accepted until the round closes on **April 30, 2026 at 11:59 p.m.** Applications must be submitted through the OPSC Online Application.

### Next Meeting

The next meeting is scheduled for Wednesday, May 20, 2026. The time and location of the meeting will be determined and announced at a later date.

**CONSENT ITEMS**

A motion was made, and seconded, to approve the Consent calendar with the exception of the California Preschool, Transitional Kindergarten and Full-Day Kindergarten Facilities Grant Program fund release time extension project for the Inglewood Unified School District (70/64634-00-004) on pages 59-64, which was withdrawn from the Agenda. The Chair called for a roll-call vote and the motion carried per the following votes:

<b>MEMBER</b>	<b>AYE</b>	<b>NAY</b>	<b>ABSTAIN</b>	<b>ABSENT</b>
<b>Senator Perez</b>	X			
<b>Senator Niello</b>	X			
<b>Senator Cabaldon</b>	X			
<b>Assembly Member Davies</b>	X			
<b>Assembly Member Quirk-Silva</b>	X			
<b>Assembly Member Patel</b>	X			
<b>Juan Mireles</b>	X			
<b>Jeremy Smith</b>	X			
<b>Ana Lasso</b>	X			
<b>Michele Perrault</b>	X			
<b>Total</b>	10			

**Motion:**

Carried  X

Failed      

**FINANCIAL REPORTS**

The SAB accepted the Financial Reports as presented.

**APPEAL ITEMS**

***Selma Unified School District/Fresno 70/62430-00-015***

A motion was made, and seconded, to approve the District’s appeal request to reinstate the SAB-approved California Preschool, Transitional Kindergarten and Full-Day Kindergarten Facilities Grant Program funding application 70/62430-00-015 at the Andrew Jackson Elementary School, and provide an immediate fund release once a complete and valid Form SAB 70-02 and a signed Grant Agreement and necessary plan approvals are submitted to OPSC. The Chair called for a roll-call vote and the motion carried per the following votes:

<b>MEMBER</b>	<b>AYE</b>	<b>NAY</b>	<b>ABSTAIN</b>	<b>ABSENT</b>
<b>Senator Perez</b>	X			
<b>Senator Niello</b>	X			
<b>Senator Cabaldon</b>	X			
<b>Assembly Member Davies</b>	X			
<b>Assembly Member Quirk-Silva</b>	X			
<b>Assembly Member Patel</b>	X			
<b>Juan Mireles</b>	X			
<b>Jeremy Smith</b>	X			
<b>Ana Lasso</b>	X			
<b>Michele Perrault</b>	X			
<b>Total</b>	10			

**Motion:**

Carried  X

Failed

**ACTION ITEMS**

**Priority Funding School Construction Apportionments**

A motion was made, and seconded, to approve Apportionments for the projects as shown on Attachment B in the amount of approximately \$745.6 million. The Chair called for a roll-call vote and the motion carried per the following votes:

<b>MEMBER</b>	<b>AYE</b>	<b>NAY</b>	<b>ABSTAIN</b>	<b>ABSENT</b>
<b>Senator Perez</b>	X			
<b>Senator Niello</b>	X			
<b>Senator Cabaldon</b>	X			
<b>Assembly Member Davies</b>	X			
<b>Assembly Member Quirk-Silva</b>	X			
<b>Assembly Member Patel</b>	X			
<b>Juan Mireles</b>	X			
<b>Jeremy Smith</b>	X			
<b>Ana Lasso</b>	X			
<b>Michele Perrault</b>	X			
<b>Total</b>	10			

**Motion:**

Carried  X   
 Failed      

**Proposed Regulatory Amendments for the School Facility Program**

A motion was made, and seconded, to: 1) adopt the proposed amendments to the Grant Agreement [Proposition 2] as shown on Attachment A; and 2) authorize the Executive Officer to combine both the proposed regulatory amendments in this item along with the emergency regulations previously approved by the SAB into one rulemaking file and file the regulations with the Office of Administrative Law on an emergency basis and make the regulations permanent. The Chair called for a roll-call vote and the motion carried per the following votes:

<b>MEMBER</b>	<b>AYE</b>	<b>NAY</b>	<b>ABSTAIN</b>	<b>ABSENT</b>
<b>Senator Perez</b>	X			
<b>Senator Niello</b>	X			
<b>Senator Cabaldon</b>	X			
<b>Assembly Member Davies</b>	X			
<b>Assembly Member Quirk-Silva</b>	X			
<b>Assembly Member Patel</b>	X			
<b>Juan Mireles</b>	X			
<b>Jeremy Smith</b>	X			
<b>Ana Lasso</b>	X			
<b>Michele Perrault</b>	X			
<b>Total</b>	10			

**Motion:**

Carried  X   
 Failed

**REPORTS, DISCUSSION ITEMS, AND INFORMATION ITEMS**

The SAB acknowledged the following reports:

- ***State Allocation Board Three-Month Projected Workload***
- ***State Allocation Board Meeting Dates for the 2026 Calendar Year***
- ***School Facility Program New Construction and Modernization Unfunded List as of March 25, 2026***
- ***School Facility Program Workload List of Applications Received Through March 31, 2026***
- ***School District Extension Requests***
- ***School Facility Program Applications Received Beyond Bond Authority List as of March 31, 2026***
- ***Facility Hardship/Rehabilitation Approvals Without Funding as of March 25, 2026***

**CLOSED SESSION**

At 4:33 p.m. and in accordance with Government Code Sections 11126(e)(2)(B) and 11126(e)(2)(A), respectively, the SAB convened into closed session: 1) to evaluate the risk of litigation based on potential SAB action to rescind an apportionment and discuss further actions by the SAB and OPSC; and 2) regarding pending litigation in the case entitled *Miliani Rodriguez, et al. v. State of California, et al.*, Alameda County Superior Court, Case No. 25CV150626.

Upon conclusion of the closed session, the SAB reconvened the public meeting at 5:08 p.m. and the Chair stated that the SAB met with counsel in closed session to evaluate the risk of litigation based on potential SAB action, concurred with counsel's assessment of litigation risk, and provided direction to SAB/OPSC's Executive Officer. No action was taken on the case entitled *Miliani Rodriguez, et. al. v. State of California, et. al.*, Alameda County Superior Court, Case No. 25CV150626.

**ADJOURNMENT**

There being no further business to come before the SAB, the Chair adjourned the meeting at 5:09 p.m.



# ATTACHMENT A

Approved Consent Items on 04/29/2026

<b>Program</b>	<b>Application No.</b>	<b>School District</b>	<b>County Name</b>
SFP - Mod.	57/66431-00-033	ANAHEIM UNION HIGH	ORANGE
SFP - Mod.	57/66431-00-000	ANAHEIM UNION HIGH	ORANGE
SFP - Mod.	57/64261-00-006	ARCADIA UNIFIED	LOS ANGELES
SFP - Mod.	57/64261-00-000	ARCADIA UNIFIED	LOS ANGELES
Unused Sites	9269146-00-000	CARPINTERIA UNIFIED	SANTA BARBARA
SFP - New Constr.	50/70532-00-000	DIXON UNIFIED	SOLANO
SFP - New Constr.	50/67330-21-012	FOLSOM-CORDOVA UNIFIED	SACRAMENTO
<del>FDK - New Constr.</del>	<del>70/64634-00-004</del>	<del>INGLEWOOD UNIFIED</del>	<del>LOS ANGELES</del> Withdrawn
SFP - Mod.	57/64733-00-740	LOS ANGELES UNIFIED	LOS ANGELES
SFP - Mod.	57/64733-00-763	LOS ANGELES UNIFIED	LOS ANGELES
SFP - Mod.	57/64733-00-761	LOS ANGELES UNIFIED	LOS ANGELES
SFP - Mod.	57/64733-15-013	LOS ANGELES UNIFIED	LOS ANGELES
SFP - Mod.	57/64733-38-026	LOS ANGELES UNIFIED	LOS ANGELES
SFP - Mod.	57/64733-33-023	LOS ANGELES UNIFIED	LOS ANGELES
SFP - Mod.	57/64733-11-015	LOS ANGELES UNIFIED	LOS ANGELES
SFP - Mod.	57/64733-00-764	LOS ANGELES UNIFIED	LOS ANGELES
SFP - Mod.	57/64733-34-017	LOS ANGELES UNIFIED	LOS ANGELES
SFP - Mod.	57/64733-08-008	LOS ANGELES UNIFIED	LOS ANGELES

# ATTACHMENT A

Approved Consent Items on 04/29/2026

<b>Program</b>	<b>Application No.</b>	<b>School District</b>	<b>County Name</b>
SFP - Mod.	57/64733-00-768	LOS ANGELES UNIFIED	LOS ANGELES
SFP - Mod.	57/64733-12-011	LOS ANGELES UNIFIED	LOS ANGELES
SFP - Mod.	57/64733-00-765	LOS ANGELES UNIFIED	LOS ANGELES
SFP - Mod.	57/64733-00-767	LOS ANGELES UNIFIED	LOS ANGELES
SFP - Mod.	57/64733-00-766	LOS ANGELES UNIFIED	LOS ANGELES
SFP - New Constr.	50/64733-00-000	LOS ANGELES UNIFIED	LOS ANGELES
SFP - Mod.	57/64733-00-000	LOS ANGELES UNIFIED	LOS ANGELES
SFP - Mod.	57/64733-08-000	LOS ANGELES UNIFIED	LOS ANGELES
SFP - Mod.	57/64733-11-000	LOS ANGELES UNIFIED	LOS ANGELES
SFP - Mod.	57/64733-33-000	LOS ANGELES UNIFIED	LOS ANGELES
SFP - Mod.	57/64733-38-000	LOS ANGELES UNIFIED	LOS ANGELES
SFP - New Constr.	50/67207-00-000	PERRIS UNION HIGH	RIVERSIDE
SFP - New Constr.	50/70854-00-000	PETALUMA CITY ELEMENTARY	SONOMA
SFP - New Constr.	50/70870-00-000	PINER-OLIVET UNION ELEMENTARY	SONOMA
SFP - Mod.	57/67215-00-053	RIVERSIDE UNIFIED	RIVERSIDE
SFP - New Constr.	50/67215-00-044	RIVERSIDE UNIFIED	RIVERSIDE
SFP - Mod.	57/67215-00-000	RIVERSIDE UNIFIED	RIVERSIDE
SFP - New Constr.	50/67215-00-000	RIVERSIDE UNIFIED	RIVERSIDE

# ATTACHMENT A

Approved Consent Items on 04/29/2026

<b>Program</b>	<b>Application No.</b>	<b>School District</b>	<b>County Name</b>
SFP - Mod.	57/68338-00-278	SAN DIEGO UNIFIED	SAN DIEGO
SFP - Mod.	57/68338-00-281	SAN DIEGO UNIFIED	SAN DIEGO
SFP - Mod.	57/68338-00-283	SAN DIEGO UNIFIED	SAN DIEGO
SFP - Mod.	57/68338-00-284	SAN DIEGO UNIFIED	SAN DIEGO
SFP - Mod.	57/68338-00-286	SAN DIEGO UNIFIED	SAN DIEGO
SFP - Mod.	57/68338-00-287	SAN DIEGO UNIFIED	SAN DIEGO
SFP - Mod.	57/68338-00-000	SAN DIEGO UNIFIED	SAN DIEGO
SFP - New Constr.	50/67447-05-000	SAN JUAN UNIFIED	SACRAMENTO
SFP - Mod.	57/67447-00-000	SAN JUAN UNIFIED	SACRAMENTO
Unused Sites	92/69062-00-000	SEQUOIA UNION HIGH	SAN MATEO
SFP - New Constr.	50/10538-00-000	TRINITY COUNTY OFFICE OF EDUCATION	TRINITY
SFP - Mod.	57/75739-00-019	TURLOCK UNIFIED	STANISLAUS
SFP - Mod.	57/75739-00-000	TURLOCK UNIFIED	STANISLAUS
SFP - New Constr.	50/73460-00-014	WALNUT VALLEY UNIFIED	LOS ANGELES
SFP - New Constr.	50/73460-00-000	WALNUT VALLEY UNIFIED	LOS ANGELES

# Executive Officer Statement

EXECUTIVE OFFICER STATEMENT  
State Allocation Board Meeting, May 20, 2026

**PRIORITY FUNDING FILING ROUND IS NOW OPEN**

The current Priority Funding Filing Round opened on May 13, 2026, and closes at the end of the day on June 11, 2026. Applicants are encouraged to submit Priority Funding requests electronically through the Office of Public School Construction's (OPSC) Online system. All requests must be received by OPSC no later than 11:59 p.m. on June 11, 2026. These requests will be valid from July 1, 2026 through December 31, 2026. Applicants submitting a request in this Priority Funding Filing Round may have their unfunded approval converted to an apportionment following an anticipated Fall 2026 statewide general obligation bond sale. Applications that receive an unfunded approval at today's meeting are eligible to participate in this Priority Funding Filing Round. OPSC recently sent an email blast to remind all stakeholders of this process. Information on the Priority Funding Process can be found on OPSC's website [here](#).

**CALIFORNIA PRESCHOOL, TRANSITIONAL KINDERGARTEN AND FULL-DAY KINDERGARTEN FACILITIES GRANT PROGRAM FUNDING ROUND CLOSED**

The California Preschool, Transitional Kindergarten and Full-Day Kindergarten Facilities Grant Program funding round authorized by the State Allocation Board (Board) in January 2026 recently concluded, with applications accepted from April 1, 2026 through April 30, 2026. OPSC received 56 applications from 50 school districts requesting a total of approximately \$210.4 million in state funding, which includes approximately \$28.4 million in requested Financial Hardship assistance. A list of the applications received during the filing round is included as part of the Information Items in today's Agenda. Staff are currently processing received applications and will present successful applications to the Board later this year.

**REGULATORY AMENDMENTS TO THE SCHOOL FACILITY PROGRAM/PROPOSITION 2 IMPLEMENTATION**

The Board approved emergency regulatory amendments at the January 28, 2026 Board meeting to implement provisions of Proposition 2, related to the Five-Year School Facilities Master Plan (Master Plan).

The emergency regulatory amendments were approved by the Office of Administrative Law and became effective on May 4, 2026. Timelines for submittal of the Master Plan are based on the specific School Facility Program application type. In particular, districts are advised that beginning **May 5, 2027**, a complete and valid Master Plan will be required at the time of application submittal for New Construction and/or Modernization funding requests. More information can be found on OPSC's website [here](#).

**NEXT MEETING**

The next meeting is scheduled for Wednesday, June 24, 2026. The time and location of the meeting will be determined and announced at a later date.

# Consent

State of California  
State Allocation Board

## SCHOOL FACILITY PROGRAM

This Resolution of the State Allocation Board (hereafter referred to as the “Board”) is applicable to the appropriate sections of the Education Code and is described and filed in the office of the Executive Officer and will be made available to all interested parties as the Resolution pertains to the documents attached hereto. Said documents were acted upon by the Board at its meeting on May 20, 2026.

WHEREAS, the Board has previously approved or determined to be approvable a number of projects for construction or modernization eligibility of facilities for school districts and is making apportionments and/or unfunded approvals for the grant amounts for projects that meet the Board’s criteria for the apportionment of grants pursuant to Education Code Sections 17072.10, 17078.52, 17078.70, 17079 or 17074.10 or Board Regulations 1859.81.1 or 1859.83;

WHEREAS, Treasury Regulations Section 1.150-2 require the State (on whose behalf the Board is acting) to declare its reasonable intent to provide grant funding to school districts, in accordance with Board policy and law, for costs of the projects with proceeds of State bonds.

NOW THEREFORE, BE IT RESOLVED:

1. This Resolution is adopted by the Board for the purposes of establishing compliance with Treasury Regulations Section 1.150-2 and this Resolution does not bind the Board to make any additional apportionment or bind the State to incur any indebtedness.
2. The Board anticipates that some or all of the school districts listed on the list of “Projects” referred to in this Resolution will pay certain capital expenditures in connection with some or all of the project’s cost prior to the issuance of bonds by the State to pay for the grants for the projects. The reimbursement of such costs is consistent with the State’s budgetary and financial circumstances, and in accordance with Board policy, as no other funds or accounts of the State have been budgeted or are available to pay the costs of the projects on either a short-term or a long-term basis.
3. The Board, acting on behalf of the State, hereby declares that it is the State’s official intent to use proceeds of general obligation bonds and/or General Fund proceeds that may become available for such purpose, consistent with the requirements of law that are in effect at the time the funds are available, to provide grants, in accordance with applicable, laws and regulations.
4. This Resolution shall be continuously available for inspection by the general public during normal business hours at the offices of the Board at 707 3<sup>rd</sup> Street, 3<sup>rd</sup> Floor, West Sacramento, California, commencing within one week after the date of enactment of this Resolution.
5. Any eligibility determination does not constitute a commitment of future funding by the Board.

I, the undersigned, duly authorized as the Executive Officer of the State Allocation Board, do hereby certify the foregoing to be true and correct, and that this Resolution was adopted at a meeting of said Board on May 20, 2026 at Sacramento, California.



Rebecca Kirk  
Executive Officer  
State Allocation Board

# SCHOOL FACILITY PROGRAM ELIGIBILITY ESTABLISHMENTS

## PURPOSE OF REPORT

To present the Districts' requests for School Facility Program (SFP) eligibility approval.

## DESCRIPTION

The school districts shown in the following sections have complied with State Allocation Board (Board) regulations regarding new construction or modernization eligibility determinations for the projects listed.

## RECOMMENDATIONS

1. Approve the eligibility determinations for the districts/projects shown on the Attachment.
2. Provide that this approval of eligibility determination for the districts/projects listed does not constitute a commitment for future funding by the Board.
3. For purposes of any application for funding, provide that the district must comply with all requirements of law and regulations pertaining to the SFP.

## ELIGIBILITY APPROVALS MODERNIZATION

<u>District</u>	<u>School Name</u>	<u>County</u>	<u>Application Number</u> <u>57/</u>	<u>Justification Document</u> <u>Date</u>	<u>Site Baseline Eligibility</u> <u>K-6</u>	<u>Site Baseline Eligibility</u> <u>7-8</u>	<u>Site Baseline Eligibility</u> <u>9-12</u>	<u>Site Baseline Eligibility</u> <u>Non Severe</u>	<u>Site Baseline Eligibility</u> <u>Severe</u>
Arcadia Unified	Holly Avenue Elementary	Los Angeles	57/64261-00-000	03/15/2026	677	0	0	26	5
Encinitas Union Elementary	Flora Vista Elementary	San Diego	57/68080-00-000	03/27/2026	344	0	0	36	8
Long Beach Unified	Bancroft Junior High	Los Angeles	57/64725-00-000	04/02/2026	0	830	0	18	6
Monterey Peninsula Unified	Bay View Academy (AKA Del Monte Elementary)	Monterey	57/66092-00-000	03/06/2026	273	0	0	0	0

# SCHOOL FACILITY PROGRAM ELIGIBILITY ADJUSTMENTS

## PURPOSE OF REPORT

To adjust the baseline eligibility for new construction and modernization projects under the Leroy F. Greene School Facilities Act of 1998.

## DESCRIPTION

The districts listed on Attachment A have received eligibility approval for new construction. There has been a change in their baseline in accordance with the California Code of Regulations relating to the Leroy F. Greene School Facilities Act of 1998, Section 1859.51.

The districts listed on Attachment B have received eligibility approval for modernization. There has been a change in their baseline in accordance with the California Code of Regulations relating to the Leroy F. Greene School Facilities Act of 1998, Section 1859.61.

## RECOMMENDATIONS

1. Approve an adjustment to the new construction eligibility baseline determination as shown on Attachment A.
2. Approve an adjustment to the modernization eligibility baseline determination as shown on Attachment B.
3. Provide that this approval of adjusted eligibility determination does not constitute a commitment for future funding by the State Allocation Board.

## KEY TO ADJUSTMENTS

### NEW CONSTRUCTION ONLY

- (a) Reduced by the number of pupils provided grants in a new construction School Facility Program (SFP) project and by the number of pupils that received a Preliminary Apportionment pursuant to Section 1859.140 or a Preliminary Charter School Apportionment pursuant to Regulation Section 1859.162.2.
- (b) Reduced by the number of pupils housed, based on the loading standards pursuant to Ed. Code Section 17071.25(a)(2)(A), in a new construction LPP project funded under the provisions of the LPP pursuant to Regulation Section 1859.12 or 1859.13.
- (c) Reduced by the number of pupils housed in additional classrooms constructed or purchased based on the loading standards, pursuant to Ed. Code Section 17071.25(a)(2)(A), in a modernization SFP project.
- (d) Adjusted as a result of audit findings made pursuant to Regulation Sections 1859.90 and 1859.105.
- (e) Increased/decreased by changes in projected enrollment in subsequent enrollment reporting years, except as provided in (j) below.
- (f) Adjusted as a result of errors or omissions by the district or by the Office of Public School Construction (OPSC).
- (g) Adjusted as result of amendments to the SFP Regulations that affect the eligibility.
- (h) Increased by the number of pupils eligible for grants pursuant to Regulation Section 1859.82.1(b)(4)(A) or 1859.82.2(b)(4)(A).
- (i) Reduced by the number of pupils housed in classrooms provided after the baseline eligibility was determined by the State Allocation Board, with 12 exceptions at Regulation Section 1859.51(i).
- (j) For Small School Districts, following a 3-year period after the district's eligibility was approved by the Board, decreased by any reduction in projected enrollment, and by any increase in pupils in the latest CDE operational grant report per Ed. Code Sec. 42268.
- (k) Adjusted for any changes in classroom inventory as a result of a reorganization election.
- (l) For classroom loading standards adopted by the Board for non-severely and severely disabled individuals with exceptional needs.
- (m) As directed by the SAB due to finding a Material Inaccuracy pursuant to Section 1859.104.1.
- (n) Increased by the number of pupils that received a Preliminary Apportionment that was rescinded pursuant to Section 1859.148 or a Preliminary Charter School Apportionment that was rescinded pursuant to Section 1859.166.
- (o) Adjusted for operational grant changes as determined/provided by the California Department of Education.
- (p) For High School Attendance Area (HSAA) districts with Preliminary Apportionments within the 2002 or 2004 Critically Overcrowded School Facilities Account, adjusted in accordance with Regulation Section 1859.51(p)(1), (2), or (3).
- (q) Adjusted by the difference between the Alternative Enrollment Projection for the current enrollment reporting year and the projected enrollment determined pursuant to Section 1859.42 for the current enrollment reporting year, or by the eligibility remaining from this calculation that can no longer be utilized if the funds made available pursuant to EC Section 17071.75(a)(1)(A) have been exhausted.
- (r) Adjusted per Ed. Code Sec. 17071.75(b)(2) by the number of pupils housed, based on the loading standards per Ed. Code Sec. 17071.25(a)(2)(A), in any classroom(s) where title was relinquished to the School District receiving the transferred classrooms.
- (s) Increased by the capacity of classrooms included in an approved application, with three qualifiers that must be met in Regulation Section 1859.51(s).
- (t) Reduced by the number of pupils housed in additional Transitional Kindergarten Classrooms constructed, pursuant to Education Code Section 17073.16(c) in an SFP modernization project.

- (u)(1) Reduced by the number of pupils housed in Portable Classrooms purchased for purposes of Interim Housing pursuant to Education Code Section 17075.20.
- (u)(2) Increased by the number of pupils housed in Portable Classrooms purchased pursuant to Section 1859.51(u)(1) that are permanently removed from the School District within eight years of occupancy.
- (v) Increased by the capacity of Classrooms that were destroyed or rendered unsafe to occupy due to a natural disaster for which the Governor declared a state of emergency on or after July 3, 2024, that the School District elected not to replace and, for those school districts whose classrooms were destroyed or rendered unsafe to occupy due to a natural disaster that occurred prior to July 3, 2024, that the School District elected not to replace.

## **KEY TO ADJUSTMENTS**

### **MODERNIZATION ONLY**

- (a) Reduced by the number of pupils provided grants in a modernization SFP project or CSFP Rehabilitation project at the specific site.
- (b) Reduced by the number of pupils housed, based on the loading standard pursuant to EC Section 17071.25(a)(2), in a modernization LPP project funded under the LPP pursuant to Regulation Section 1859.14 and 1859.15.
- (c) Increased by changes in projected enrollment in subsequent enrollment reporting years.
- (d) (1) Increased for additional facilities not previously modernized with State funds, that become 25 years old, if permanent, or 20 years old, if portable or, (2) as a result of audit findings made pursuant to Regulation Sections 1859.90 and 1859.105.
- (e) Adjusted as a result of errors or omissions by the district or by the OPSC.
- (f) Adjusted as result of amendments to the Subgroup 5.5 Regulations that affect the eligibility.
- (g) For classroom loading standards adopted by the Board for non-severely and severely disabled individuals with exceptional needs.
- (h) As directed by the SAB due to finding a Material Inaccuracy pursuant to Regulation Section 1859.104.1.
- (i) Increased for facilities previously modernized with State funds, which qualify for an additional modernization apportionment pursuant to Regulation Section 1859.78.8.
- (j) Adjusted as a result of the Reconfiguration of an existing high school under the Small High School Program.
- (k) Decreased for facilities that were deemed eligible for modernization pursuant to Regulation Sections 1859.60 and 1859.61(d) and subsequently replaced, or will be replaced under a signed contract for construction or acquisition of facilities, in a project funded by the district without participation from the State.
- (l) Adjusted as a result of replaced eligible portables funded with the Overcrowding Relief Grant, per Ed. Code Section 17079 et seq.
- (m) Adjusted upon Board approval of the local school board resolution acknowledging that the buildings have been removed from K-12 use.
- (n) (1) Adjusted for a Facility Hardship or Seismic Mitigation replacement project pursuant to Regulation Section 1859.61(l)(1) or, (2) Adjusted for a Facility Hardship or Seismic Mitigation replacement project pursuant to Regulation Section 1859.61(l)(2).

State Allocation Board Meeting, May 20, 2026  
**ATTACHMENT A**

District: Capistrano Unified  
Attendance Area: District-Wide  
County: Orange  
Application Number: 50/66464-00-000

	Type of Adj.	K-6	7-8	9-12	Non-Severe	Severe
Current Baseline Eligibility		908	0	3,657	84	365
Adjustment Per This Item	e	4,588	-1,297	-4,269	94	-109
<b>Net Baseline Eligibility</b>		<b>5,496</b>	<b>-1,297</b>	<b>-612</b>	<b>178</b>	<b>256</b>

District: Encinitas Union Elementary  
Attendance Area: District-Wide  
County: San Diego  
Application Number: 50/68080-00-000

	Type of Adj.	K-6	7-8	9-12	Non-Severe	Severe
Current Baseline Eligibility		0	0	0	0	0
Adjustment Per This Item	f	5	0	0	0	0
Adjustment Per This Item	l	53	0	0	26	14
Adjustment Per This Item	e	-1,145	0	0	2	-19
Adjustment Per This Item	i	-50	0	0	0	0
<b>Net Baseline Eligibility</b>		<b>-1,137</b>	<b>0</b>	<b>0</b>	<b>28</b>	<b>-5</b>

District: Jurupa Unified  
Attendance Area: District-Wide  
County: Riverside  
Application Number: 50/67090-00-000

	Type of Adj.	K-6	7-8	9-12	Non-Severe	Severe
Current Baseline Eligibility		72	108	-773	-497	365
Adjustment Per This Item	e	198	-246	63	7	150
<b>Net Baseline Eligibility</b>		<b>270</b>	<b>-138</b>	<b>-710</b>	<b>-490</b>	<b>515</b>

District: Modesto City Elementary  
Attendance Area: District-Wide  
County: Stanislaus  
Application Number: 50/71167-00-000

	Type of Adj.	K-6	7-8	9-12	Non-Severe	Severe
Current Baseline Eligibility		4,721	1,314	0	46	-169
Adjustment Per This Item	e	4,977	307	0	263	115
<b>Net Baseline Eligibility</b>		<b>9,698</b>	<b>1,621</b>	<b>0</b>	<b>309</b>	<b>-54</b>

State Allocation Board Meeting, May 20, 2026

**ATTACHMENT A**

District: Oakland Unified  
 Attendance Area: Castlemont  
 County: Alameda  
 Application Number: 50/61259-09-000

	Type of Adj.	K-6	7-8	9-12	Non-Severe	Severe
Current Baseline Eligibility		-867	765	1,547	184	321
Adjustment Per This Item	e	-3,663	-593	-443	-228	-175
<b>Net Baseline Eligibility</b>		-4,530	172	1,104	-44	146

District: Redwood City Elementary  
 Attendance Area: District-Wide  
 County: San Mateo  
 Application Number: 50/69005-00-000

	Type of Adj.	K-6	7-8	9-12	Non-Severe	Severe
Current Baseline Eligibility		-100	-945	0	0	0
Adjustment Per This Item	l	129	399	0	11	-2
Adjustment Per This Item	f	-225	-14	0	0	0
<b>Net Baseline Eligibility</b>		-196	-560	0	11	-2

District: Rocklin Unified  
 Attendance Area: District-Wide  
 County: Placer  
 Application Number: 50/75085-00-000

	Type of Adj.	K-6	7-8	9-12	Non-Severe	Severe
Current Baseline Eligibility		1,389	580	1,490	-27	114
Adjustment Per This Item	f	993	182	-76	-3	-4
Adjustment Per This Item	e	264	-113	-403	304	289
<b>Net Baseline Eligibility</b>		2,646	649	1,011	274	399

District: Santa Maria Joint Union High  
 Attendance Area: District-Wide  
 County: Santa Barbara  
 Application Number: 50/69310-00-000

	Type of Adj.	K-6	7-8	9-12	Non-Severe	Severe
Current Baseline Eligibility		0	-1	700	220	113
Adjustment Per This Item	e	0	0	241	-265	-90
<b>Net Baseline Eligibility</b>		0	-1	941	-45	23

State Allocation Board Meeting, May 20, 2026  
**ATTACHMENT B**

District: Arcadia Unified  
 School Name: Holly Avenue Elementary  
 County: Los Angeles  
 Application Number: 57/64261-00-000

	Type of Adj.	K-6	7-8	9-12	Non-Severe	Severe
Current Baseline Eligibility		667	0	0	26	5
Adjustment Per This Item	d1	0	0	0	0	0
Adjustment Per This Item	c	27	0	0	0	-1
<b>Net Baseline Eligibility</b>		704	0	0	26	4

District: Brawley Elementary  
 School Name: Swing Elementary  
 County: Imperial  
 Application Number: 57/63073-00-000

	Type of Adj.	K-6	7-8	9-12	Non-Severe	Severe
Current Baseline Eligibility		20	0	0	27	0
Adjustment Per This Item	i	250	0	0	0	0
<b>Net Baseline Eligibility</b>		270	0	0	27	0

District: Escondido Union Elementary  
 School Name: Del Dios Academy Of Arts And Sciences (AKA Del Dios Middle)  
 County: San Diego  
 Application Number: 57/68098-00-000

	Type of Adj.	K-6	7-8	9-12	Non-Severe	Severe
Current Baseline Eligibility		0	0	0	0	0
Adjustment Per This Item	d1	0	265	0	39	9
<b>Net Baseline Eligibility</b>		0	265	0	39	9

District: Los Angeles Unified  
 School Name: Calabash Charter Academy (AKA Calabash Street Elementary)  
 County: Los Angeles  
 Application Number: 57/64733-00-000

	Type of Adj.	K-6	7-8	9-12	Non-Severe	Severe
Current Baseline Eligibility		0	0	0	0	0
Adjustment Per This Item	i	10	0	0	1	0
<b>Net Baseline Eligibility</b>		10	0	0	1	0

State Allocation Board Meeting, May 20, 2026  
**ATTACHMENT B**

District: Los Angeles Unified  
 School Name: Canoga Park Senior High  
 County: Los Angeles  
 Application Number: 57/64733-00-000

	Type of Adj.	K-6	7-8	9-12	Non-Severe	Severe
Current Baseline Eligibility		0	0	471	0	0
Adjustment Per This Item	i	0	0	26	6	0
<b>Net Baseline Eligibility</b>		0	0	497	6	0

District: Los Angeles Unified  
 School Name: Franklin Avenue Elementary  
 County: Los Angeles  
 Application Number: 57/64733-12-000

	Type of Adj.	K-6	7-8	9-12	Non-Severe	Severe
Current Baseline Eligibility		88	0	0	4	0
Adjustment Per This Item	d1	103	0	0	0	0
<b>Net Baseline Eligibility</b>		191	0	0	4	0

District: Los Angeles Unified  
 School Name: Marshall (John) Senior High  
 County: Los Angeles  
 Application Number: 57/64733-12-000

	Type of Adj.	K-6	7-8	9-12	Non-Severe	Severe
Current Baseline Eligibility		0	0	2,511	0	0
Adjustment Per This Item	i	0	0	304	36	15
Adjustment Per This Item	i	0	0	446	51	20
<b>Net Baseline Eligibility</b>		0	0	3,261	87	35

District: Los Angeles Unified  
 School Name: Dana (Richard Henry) Junior High  
 County: Los Angeles  
 Application Number: 57/64733-20-000

	Type of Adj.	K-6	7-8	9-12	Non-Severe	Severe
Current Baseline Eligibility		0	0	0	-2	0
Adjustment Per This Item	i	0	231	0	51	5
Adjustment Per This Item	i	0	608	0	133	10
<b>Net Baseline Eligibility</b>		0	839	0	182	15

State Allocation Board Meeting, May 20, 2026  
**ATTACHMENT B**

District: Los Angeles Unified  
 School Name: Glenwood Elementary  
 County: Los Angeles  
 Application Number: 57/64733-38-000

	Type of Adj.	K-6	7-8	9-12	Non-Severe	Severe
Current Baseline Eligibility		0	0	0	0	0
Adjustment Per This Item	i	239	0	0	0	0
Adjustment Per This Item	i	338	0	0	75	0
<b>Net Baseline Eligibility</b>		577	0	0	75	0

District: Los Angeles Unified  
 School Name: Carson Senior High  
 County: Los Angeles  
 Application Number: 57/64733-54-000

	Type of Adj.	K-6	7-8	9-12	Non-Severe	Severe
Current Baseline Eligibility		0	0	42	-122	0
Adjustment Per This Item	i	0	0	40	5	3
<b>Net Baseline Eligibility</b>		0	0	82	-117	3

District: Monterey Peninsula Unified  
 School Name: Bay View Academy (AKA Del Monte Elementary)  
 County: Monterey  
 Application Number: 57/66092-00-000

	Type of Adj.	K-6	7-8	9-12	Non-Severe	Severe
Current Baseline Eligibility		273	0	0	0	0
Adjustment Per This Item	e	-213	0	0	-8	0
<b>Net Baseline Eligibility</b>		60	0	0	-8	0

District: Monterey Peninsula Unified  
 School Name: Del Monte Elementary  
 County: Monterey  
 Application Number: 57/66092-00-000

	Type of Adj.	K-6	7-8	9-12	Non-Severe	Severe
Current Baseline Eligibility		37	0	0	0	0
Adjustment Per This Item	e	-37	0	0	0	0
<b>Net Baseline Eligibility</b>		0	0	0	0	0

State Allocation Board Meeting, May 20, 2026

**ATTACHMENT B**

District: Pajaro Valley Unified  
 School Name: Pajaro Middle  
 County: Santa Cruz  
 Application Number: 57/69799-00-000

	Type of Adj.	K-6	7-8	9-12	Non-Severe	Severe
Current Baseline Eligibility		0	0	0	0	0
Adjustment Per This Item	d1	0	250	0	0	0
<b>Net Baseline Eligibility</b>		0	250	0	0	0

District: Pajaro Valley Unified  
 School Name: Watsonville High  
 County: Santa Cruz  
 Application Number: 57/69799-00-000

	Type of Adj.	K-6	7-8	9-12	Non-Severe	Severe
Current Baseline Eligibility		0	0	0	-42	0
Adjustment Per This Item	f	0	0	-35	42	-7
Adjustment Per This Item	d1	0	0	1,336	27	6
<b>Net Baseline Eligibility</b>		0	0	1,301	27	-1

District: San Diego Unified  
 School Name: Correia Junior High  
 County: San Diego  
 Application Number: 57/68338-00-000

	Type of Adj.	K-6	7-8	9-12	Non-Severe	Severe
Current Baseline Eligibility		0	0	0	0	0
Adjustment Per This Item	i	121	0	0	3	1
Adjustment Per This Item	i	581	0	0	11	0
<b>Net Baseline Eligibility</b>		702	0	0	14	1

District: San Diego Unified  
 School Name: Sandburg Elementary  
 County: San Diego  
 Application Number: 57/68338-00-000

	Type of Adj.	K-6	7-8	9-12	Non-Severe	Severe
Current Baseline Eligibility		276	0	0	0	0
Adjustment Per This Item	i	69	0	0	12	25
<b>Net Baseline Eligibility</b>		345	0	0	12	25

State Allocation Board Meeting, May 20, 2026  
**ATTACHMENT B**

District: San Diego Unified  
 School Name: Standley Junior High  
 County: San Diego  
 Application Number: 57/68338-00-000

	Type of Adj.	K-6	7-8	9-12	Non-Severe	Severe
Current Baseline Eligibility		0	245	0	0	0
Adjustment Per This Item	i	0	20	0	1	2
<b>Net Baseline Eligibility</b>		0	265	0	1	2

District: San Diego Unified  
 School Name: Walker Elementary  
 County: San Diego  
 Application Number: 57/68338-00-000

	Type of Adj.	K-6	7-8	9-12	Non-Severe	Severe
Current Baseline Eligibility		112	0	0	0	0
Adjustment Per This Item	i	183	0	0	0	0
<b>Net Baseline Eligibility</b>		295	0	0	0	0

District: San Juan Unified  
 School Name: Legette Elementary  
 County: Sacramento  
 Application Number: 57/67447-00-000

	Type of Adj.	K-6	7-8	9-12	Non-Severe	Severe
Current Baseline Eligibility		50	0	0	0	0
Adjustment Per This Item	g	0	0	0	0	0
Adjustment Per This Item	d1	100	0	0	0	0
Adjustment Per This Item	c	1	0	0	8	2
Adjustment Per This Item	d1	402	0	0	18	4
<b>Net Baseline Eligibility</b>		553	0	0	26	6

## SCHOOL FACILITY PROGRAM UNFUNDED APPROVALS

(Lack of AB 55 Loans)

### PURPOSE OF REPORT

To present to the State Allocation Board (Board) a list of School Facility Program (SFP) applications for unfunded approval.

### DESCRIPTION

The projects listed on the Attachment represent SFP New Construction, Modernization, Charter School and/or Overcrowding Relief Grant projects in date order of a complete application being received by the Office of Public School Construction (OPSC).

### AUTHORITY

SFP Regulation Section 1859.2 defines an Unfunded List (Lack of AB 55 Loans) as an information list of unfunded projects that was created due to the State's inability to provide interim financing from the Pooled Money Investment Account (AB 55 loans) to fund school construction projects as declared in the Department of Finance Budget Letter #33 issued on December 18, 2008.

SFP Regulation Section 1859.95 states:

“When the Board has no funds to apportion . . . , the Board will also accept and process applications for apportionment for purposes of developing an Unfunded List based on the date the application is Ready for Apportionment, with the exception of New Construction funding applications that utilize eligibility generated by the Alternative Enrollment Projection.

. . .

An application for funding included on an Unfunded List is eligible for reimbursement subject to adjustments in the New Construction Grants amount pursuant to Section 1859.77.”

**BACKGROUND**

At the March 11, 2009 SAB meeting, the Board requested that Staff continue to process applications to the Board for unfunded approval, up to the bonding authority. The Attachment reflects applications being presented for unfunded approval, including SFP modernization and new construction projects in date order of a complete application being received by the OPSC. The list also includes health and safety facility hardship applications for funding that have been processed and are ready for approval regardless of received date. The unfunded approval of the applications as reflected on the Attachment does not constitute a guarantee of future funding.

**RECOMMENDATIONS**

1. Approve the SFP applications as presented on the Attachment.
2. Provide that these unfunded approvals do not constitute a guarantee of future funding.

ATTACHMENT  
 Unfunded Approvals  
 (Lack of AB 55 Loans)  
 State Allocation Board Meeting, May 20, 2026

County	District	School Site	Application Number	Received Date	Grant Amount
TULARE	PORTERVILLE UNIFIED	PORTERVILLE HIGH	57/75523-00-017	3/22/2023	\$ 1,111,045.00
ORANGE	CAPISTRANO UNIFIED	RIENDA TK-8	50/66464-00-026	4/18/2023	\$ 56,152,044.48
STANISLAUS	MODESTO CITY ELEMENTARY	TUOLUMNE ELEMENTARY	50/71167-00-001	4/18/2023	\$ 1,632,523.00
LOS ANGELES	LOS ANGELES UNIFIED	SUTTER (JOHN A.) JUNIOR HIGH	57/64733-00-770	4/18/2023	\$ 1,605,749.00
SANTA BARBARA	SANTA MARIA JOINT UNION HIGH	SANTA MARIA HIGH	50/69310-00-009	4/24/2023	\$ 24,724,354.00
LOS ANGELES	LOS ANGELES UNIFIED	EDISON (THOMAS A.) JUNIOR HIGH	57/64733-00-771	4/24/2023	\$ 4,983,472.00
LOS ANGELES	LOS ANGELES UNIFIED	FRANKLIN AVENUE ELEMENTARY	57/64733-12-012	4/24/2023	\$ 1,477,376.00
MONTEREY	MONTEREY PENINSULA UNIFIED	BAY VIEW ACADEMY (AKA DEL MONTE ELEMENTARY)	57/66092-00-044	4/24/2023	\$ 512,543.00
SOLANO	BENICIA UNIFIED	BENICIA MIDDLE	57/70524-00-020	4/24/2023	\$ 784,833.00
ALAMEDA	CASTRO VALLEY UNIFIED	MARSHALL ELEMENTARY	57/61150-00-038	4/27/2023	\$ 679,058.00
SACRAMENTO	SAN JUAN UNIFIED	LEGETTE ELEMENTARY	57/67447-00-087	4/27/2023	\$ 4,164,661.00
SAN DIEGO	ENCINITAS UNION ELEMENTARY	FLORA VISTA ELEMENTARY	50/68080-00-002	4/28/2023	\$ 1,122,628.00
LOS ANGELES	ARCADIA UNIFIED	HOLLY AVENUE ELEMENTARY	57/64261-00-010	4/28/2023	\$ 6,130,047.00
SAN DIEGO	ENCINITAS UNION ELEMENTARY	FLORA VISTA ELEMENTARY	57/68080-00-005	4/28/2023	\$ 1,447,404.00
SAN DIEGO	ESCONDIDO UNION ELEMENTARY	DEL DIOS ACADEMY OF ARTS AND SCIENCES (AKA DEL DIOS MIDDLE)	57/68098-00-016	5/2/2023	\$ 3,666,406.00
SANTA CRUZ	PAJARO VALLEY UNIFIED	WATSONVILLE HIGH	57/69799-00-026	5/2/2023	\$ 3,149,995.00
RIVERSIDE	TEMECULA VALLEY UNIFIED	TEMECULA VALLEY HIGH	57/75192-00-021	5/2/2023	\$ 1,960,770.00
LOS ANGELES	LONG BEACH UNIFIED	BANCROFT JUNIOR HIGH	57/64725-00-055	5/3/2023	\$ 6,197,906.00
SANTA CRUZ	PAJARO VALLEY UNIFIED	PAJARO MIDDLE	57/69799-00-027	5/3/2023	\$ 952,836.00
LOS ANGELES	MANHATTAN BEACH UNIFIED	AURELIA PENNEKAMP ELEMENTARY	58/75333-00-001	9/17/2025	\$ 1,614,316.00
RIVERSIDE	RIVERSIDE UNIFIED	RAMONA HIGH	58/67215-00-002	10/08/2025	\$ 512,745.45
LOS ANGELES	LOS ANGELES UNIFIED	MAGNOLIA SCIENCE ACADEMY 5	54/64733-00-104	2/4/2026	\$ 33,509,253.80

Program	Amount (in Dollars)
New Construction	\$ 83,631,549.48
Modernization	\$ 38,824,101.00
Facility Hardship - Seismic Mitigation	\$ 2,127,061.45
Charter	\$ 33,509,253.80
<b>Total</b>	<b>\$ 158,091,965.73</b>

**APPLICANT DATA**

<b>Applicant:</b>	Porterville Unified	<b>PTN:</b>	75523 - 81
<b>Application No:</b>	57/75523-00-017	<b>County:</b>	Tulare
<b>School Name:</b>	Porterville High		

**HISTORY OF PROJECT FUNDING**

	<b>Fund Code</b>	<b>Proposition</b>	<b>Previously Authorized</b>	<b>Authorized This Action</b>	<b>Unfunded Approval This Action</b>
<b>State Share</b>					
<b>Mod/Add. Grant</b>	902-570	2	\$	\$ 1,111,045.00	\$ 1,111,045.00
<b>Applicant Share</b>					
<b>District Contribution</b>				740,696.67	
<b>Total</b>			\$ <u>0.00</u>	\$ <u>1,851,741.67</u>	\$ <u>1,111,045.00</u>
<b>Funding Source:</b>	Proposition 2 Bonds/2024-Nov.				

**APPLICATION DATA**

<b>Type of Project:</b>	High School
<b>Pupils Assigned Under 50 Yrs:</b>	
	9-12      120
<b>Recommended Acres:</b>	55.2
<b>Existing Acres:</b>	32.0
<b>Local Funding Adjustment Points</b>	N/A

**PROGRAM GRANT DATA**

<b>Accessibility Fire Grant</b>	\$	31,151.00
<b>Base Grant - Under 50Yr</b>	\$	1,038,360.00
<b>Small Size Project</b>	\$	41,534.00
<b>Subtotal/State Share (60%)</b>		<u>1,111,045.00</u>
<b>Subtotal/Applicant Share (40%)</b>		<u>740,696.67</u>
<b>Subtotal - Total Project Cost</b>	\$	<u>1,851,741.67</u>
<b>Local Funding Adjustment</b>	\$	<u>0.00</u>
<b>Total State Share (60%)</b>		1,111,045.00
<b>Total Applicant Share (40%)</b>		<u>740,696.67</u>
<b>Total Project Cost</b>	\$	<u>1,851,741.67</u>

**STIPULATED TERMS & NEXT STEPS**

This application is placed on the Unfunded List (Lack of AB 55 Loans) pursuant to the Board's action on March 11, 2009. This approval does not constitute a guarantee or commitment of future state funding.

The Applicant shall ensure that it is in compliance with all applicable laws, regulations and certifications it made on the program forms.

The Applicant is required to submit a signed Grant Agreement for the project prior to or concurrent with a valid Fund Release Authorization (Form SAB 50-05). Failure to submit an executed Grant Agreement and valid Form SAB 50-05 prior to the deadline shall result in the Apportionment being rescinded without further board action.

The Applicant is responsible for ensuring that the project is compliant with Prevailing Wage Monitoring and/or Labor Compliance Program requirements at the time construction contracts are executed and/or construction commenced.

**APPLICANT DATA**

<b>Applicant:</b>	Capistrano Unified	<b>PTN:</b>	66464 - 190
<b>Application No:</b>	50/66464-00-026	<b>County:</b>	Orange
<b>School Name:</b>	Rienda TK-8	<b>Filing Basis:</b>	District-wide

**HISTORY OF PROJECT FUNDING**

	<b>Fund Code</b>	<b>Proposition</b>	<b>Previously Authorized</b>	<b>Authorized This Action</b>	<b>Unfunded Approval This Action</b>
<b>State Share</b>					
<b>NC/Add. Grant</b>	<b>902-500</b>	<b>2</b>	\$	\$ 56,152,044.48	\$ 56,152,044.48
<b>Applicant Share</b>					
<b>District Contribution</b>				56,152,044.48	
<b>Total</b>			\$ <u>0.00</u>	\$ <u>112,304,088.96</u>	\$ <u>56,152,044.48</u>
<b>Funding Source:</b>	<b>Proposition 2 Bonds/2024-Nov.</b>				

**APPLICATION DATA**

<b>Type of Project:</b>	Elementary School
<b>Pupils Assigned:</b>	<b>K-6:</b> 1055
	<b>Non-Severe:</b> 39
<b>Number of Classrooms:</b>	43
<b>Addition to Existing Site:</b>	No
<b>Use of Grants 1859.77.3(a):</b>	No
<b>Use of Grants 1859.77.3(b):</b>	Yes
<b>Master Plan Acres:</b>	21.0
<b>Recommended Acres:</b>	20.4
<b>Existing Acres:</b>	0.0
<b>Proposed Acres:</b>	14.69
<b>Local Funding Adjustment Points</b>	N/A

**PROGRAM GRANT DATA**

<b>2% of Appraised or Actual Value</b>	\$	1,308,000.00
<b>Automatic Sprinkler System</b>	\$	311,768.00
<b>Base Grant</b>	\$	18,516,443.00
<b>DTSC Fees</b>	\$	1,258.48
<b>Fire Detection</b>	\$	23,362.00
<b>General Site</b>	\$	1,523,576.00
<b>NC Site Acquisition</b>	\$	32,700,000.00
<b>Service Site Development</b>	\$	1,712,974.00
<b>Utilities</b>	\$	54,663.00
<b>Subtotal/State Share (50%)</b>		56,152,044.48
<b>Subtotal/Applicant Share (50%)</b>		56,152,044.48
<b>Subtotal - Total Project Cost</b>	\$	<u>112,304,088.96</u>
<b>Local Funding Adjustment</b>	\$	0.00
<b>Total State Share (50%)</b>		56,152,044.48
<b>Total Applicant Share (50%)</b>		56,152,044.48
<b>Total Project Cost</b>	\$	<u>112,304,088.96</u>

**STIPULATED TERMS & NEXT STEPS**

The Applicant shall ensure that it is in compliance with all applicable laws, regulations and certifications it made on the program forms.

The Applicant is required to submit a signed Grant Agreement for the project prior to or concurrent with a valid Fund Release Authorization (Form SAB 50-05). Failure to submit an executed Grant Agreement and valid Form SAB 50-05 prior to the deadline shall result in the Apportionment being rescinded without further board action.

The Applicant is responsible for ensuring that the project is compliant with Prevailing Wage Monitoring and/or Labor Compliance Program requirements at the time construction contracts are executed and/or construction commenced.

This application is placed on the Unfunded List (Lack of AB 55 Loans) pursuant to the Board's action on March 11, 2009. This approval does not constitute a guarantee or commitment of future state funding.

**APPLICANT DATA**

<b>Applicant:</b>	Modesto City Elementary	<b>PTN:</b>	71167 - 64
<b>Application No:</b>	50/71167-00-001	<b>County:</b>	Stanislaus
<b>School Name:</b>	Tuolumne Elementary	<b>Filing Basis:</b>	District-wide

**HISTORY OF PROJECT FUNDING**

	<b>Fund Code</b>	<b>Proposition</b>	<b>Previously Authorized</b>	<b>Authorized This Action</b>	<b>Unfunded Approval This Action</b>
<u>State Share</u>					
<b>NC/Add. Grant</b>	<b>902-500</b>	<b>2</b>	\$	\$ 1,632,523.00	\$ 1,632,523.00
<u>Applicant Share</u>					
<b>District Contribution</b>				1,632,523.00	
<b>Total</b>			\$ <u>0.00</u>	\$ <u>3,265,046.00</u>	\$ <u>1,632,523.00</u>
<b>Funding Source:</b>	<b>Proposition 2 Bonds/2024-Nov.</b>				

**APPLICATION DATA**

<b>Type of Project:</b>	Middle School
<b>Pupils Assigned:</b>	7-8: 54
<b>Number of Classrooms:</b>	3
<b>Addition to Existing Site:</b>	No
<b>Master Plan Acres:</b>	14.6
<b>Recommended Acres:</b>	14.6
<b>Existing Acres:</b>	10.0
<b>Local Funding Adjustment Points</b>	N/A

**PROGRAM GRANT DATA**

<b>Automatic Sprinkler System</b>	\$	17,712.00
<b>Base Grant</b>	\$	937,332.00
<b>Fire Detection</b>	\$	1,404.00
<b>Service Site Development</b>	\$	407,231.00
<b>Small Size Project</b>	\$	112,480.00
<b>Utilities</b>	\$	156,364.00
<b>Subtotal/State Share (50%)</b>		1,632,523.00
<b>Subtotal/Applicant Share (50%)</b>		1,632,523.00
<b>Subtotal - Total Project Cost</b>	\$	<u>3,265,046.00</u>
<b>Local Funding Adjustment</b>	\$	0.00
<b>Total State Share (50%)</b>		1,632,523.00
<b>Total Applicant Share (50%)</b>		1,632,523.00
<b>Total Project Cost</b>	\$	<u>3,265,046.00</u>

**STIPULATED TERMS & NEXT STEPS**

This application is placed on the Unfunded List (Lack of AB 55 Loans) pursuant to the Board's action on March 11, 2009. This approval does not constitute a guarantee or commitment of future state funding.

The Applicant is required to submit a signed Grant Agreement for the project prior to or concurrent with a valid Fund Release Authorization (Form SAB 50-05). Failure to submit an executed Grant Agreement and valid Form SAB 50-05 prior to the deadline shall result in the Apportionment being rescinded without further board action.

The Applicant shall ensure that it is in compliance with all applicable laws, regulations and certifications it made on the program forms.

The Applicant is responsible for ensuring that the project is compliant with Prevailing Wage Monitoring and/or Labor Compliance Program requirements at the time construction contracts are executed and/or construction commenced.

**APPLICANT DATA**

<b>Applicant:</b>	Los Angeles Unified	<b>PTN:</b>	64733 - 5633
<b>Application No:</b>	57/64733-00-770	<b>County:</b>	Los Angeles
<b>School Name:</b>	Sutter (John A.) Junior High		

**HISTORY OF PROJECT FUNDING**

	<b>Fund Code</b>	<b>Proposition</b>	<b>Previously Authorized</b>	<b>Authorized This Action</b>	<b>Unfunded Approval This Action</b>
<b>State Share</b>					
<b>Mod/Add. Grant</b>	<b>902-570</b>	<b>2</b>	\$	\$ 1,605,749.00	\$ 1,605,749.00
<b>Applicant Share</b>					
<b>District Contribution</b>				1,070,499.33	
<b>Total</b>			\$ <u>0.00</u>	\$ <u>2,676,248.33</u>	\$ <u>1,605,749.00</u>
<b>Funding Source:</b>	<b>Proposition 2 Bonds/2024-Nov.</b>				

**APPLICATION DATA**

<b>Type of Project:</b>	Middle School
<b>Pupils Assigned Under 50 Yrs:</b>	
	7-8: 2
<b>Pupils Assigned Over 50 Yrs:</b>	
	7-8: 162
<b>Recommended Acres:</b>	14.0
<b>Existing Acres:</b>	19.75
<b>Local Funding Adjustment Points</b>	N/A

**PROGRAM GRANT DATA**

<b>Accessibility Fire Grant</b>	\$	45,021.00
<b>Base Grant - Over 50Yr</b>	\$	1,487,484.00
<b>Base Grant - Under 50Yr</b>	\$	13,216.00
<b>Small Size Project</b>	\$	60,028.00
<b>Subtotal/State Share (60%)</b>		<u>1,605,749.00</u>
<b>Subtotal/Applicant Share (40%)</b>		<u>1,070,499.33</u>
<b>Subtotal - Total Project Cost</b>	\$	<u>2,676,248.33</u>
<b>Local Funding Adjustment</b>	\$	<u>0.00</u>
<b>Total State Share (60%)</b>		1,605,749.00
<b>Total Applicant Share (40%)</b>		1,070,499.33
<b>Total Project Cost</b>	\$	<u>2,676,248.33</u>

**STIPULATED TERMS & NEXT STEPS**

This application is placed on the Unfunded List (Lack of AB 55 Loans) pursuant to the Board's action on March 11, 2009. This approval does not constitute a guarantee or commitment of future state funding.

The Applicant is required to submit a signed Grant Agreement for the project prior to or concurrent with a valid Fund Release Authorization (Form SAB 50-05). Failure to submit an executed Grant Agreement and valid Form SAB 50-05 prior to the deadline shall result in the Apportionment being rescinded without further board action.

The Applicant shall ensure that it is in compliance with all applicable laws, regulations and certifications it made on the program forms.

The Applicant is responsible for ensuring that the project is compliant with Prevailing Wage Monitoring and/or Labor Compliance Program requirements at the time construction contracts are executed and/or construction commenced.

**APPLICANT DATA**

<b>Applicant:</b>	Santa Maria Joint Union High	<b>PTN:</b>	69310 - 63
<b>Application No:</b>	50/69310-00-009	<b>County:</b>	Santa Barbara
<b>School Name:</b>	Santa Maria High	<b>Filing Basis:</b>	District-wide

**HISTORY OF PROJECT FUNDING**

	Fund Code	Proposition	Previously Authorized	Authorized This Action	Unfunded Approval This Action
<u>State Share</u>					
<b>NC/Add. Grant</b>	<b>902-500</b>	<b>2</b>	\$	\$ 24,724,354.00	\$ 24,724,354.00
<u>Applicant Share</u>					
<b>District Contribution</b>				24,724,354.00	
<b>Total</b>			\$ <u>0.00</u>	\$ <u>49,448,708.00</u>	\$ <u>24,724,354.00</u>
<b>Funding Source:</b>	<b>Proposition 2 Bonds/2024-Nov.</b>				

**APPLICATION DATA**

<b>Type of Project:</b>	High School
<b>Pupils Assigned:</b>	
	<b>9-12: 783</b>
<b>Number of Classrooms:</b>	22
<b>Addition to Existing Site:</b>	No
<b>Master Plan Acres:</b>	68.3
<b>Recommended Acres:</b>	68.3
<b>Existing Acres:</b>	36.42
<b>Proposed Acres:</b>	0.0
<b>Local Funding Adjustment Points</b>	N/A

**PROGRAM GRANT DATA**

<b>Base Grant</b>	\$ 17,293,338.00
<b>Fire Detection</b>	\$ 33,669.00
<b>Multi Level Construction</b>	\$ 1,574,290.00
<b>Off Site</b>	\$ 97,183.00
<b>Service Site Development</b>	\$ 1,633,194.00
<b>Urban / Security / Impacted Site</b>	\$ 3,940,238.00
<b>Utilities</b>	\$ 152,442.00
<b>Subtotal/State Share (50%)</b>	24,724,354.00
<b>Subtotal/Applicant Share (50%)</b>	24,724,354.00
<b>Subtotal - Total Project Cost</b>	\$ <u>49,448,708.00</u>
<b>Local Funding Adjustment</b>	\$ 0.00
<b>Total State Share (50%)</b>	24,724,354.00
<b>Total Applicant Share (50%)</b>	24,724,354.00
<b>Total Project Cost</b>	\$ <u>49,448,708.00</u>

**STIPULATED TERMS & NEXT STEPS**

The Applicant shall ensure that it is in compliance with all applicable laws, regulations and certifications it made on the program forms.

The Applicant is required to submit a signed Grant Agreement for the project prior to or concurrent with a valid Fund Release Authorization (Form SAB 50-05). Failure to submit an executed Grant Agreement and valid Form SAB 50-05 prior to the deadline shall result in the Apportionment being rescinded without further board action.

The Applicant is responsible for ensuring that the project is compliant with Prevailing Wage Monitoring and/or Labor Compliance Program requirements at the time construction contracts are executed and/or construction commenced.

This application is placed on the Unfunded List (Lack of AB 55 Loans) pursuant to the Board's action on March 11, 2009. This approval does not constitute a guarantee or commitment of future state funding.

**APPLICANT DATA**

<b>Applicant:</b>	Los Angeles Unified	<b>PTN:</b>	64733 - 5131,5714
<b>Application No:</b>	57/64733-00-771	<b>County:</b>	Los Angeles
<b>School Name:</b>	Edison (Thomas A.) Junior High		

**HISTORY OF PROJECT FUNDING**

	<b>Fund Code</b>	<b>Proposition</b>	<b>Previously Authorized</b>	<b>Authorized This Action</b>	<b>Unfunded Approval This Action</b>
<u>State Share</u>					
<b>Mod/Add. Grant</b>	<b>902-570</b>	<b>2</b>	\$	\$ 4,983,472.00	\$ 4,983,472.00
<u>Applicant Share</u>					
<b>District Contribution</b>				3,322,314.67	
<b>Total</b>			\$ <u>0.00</u>	\$ <u>8,305,786.67</u>	\$ <u>4,983,472.00</u>
<b>Funding Source:</b>	<b>Proposition 2 Bonds/2024-Nov.</b>				

**APPLICATION DATA**

<b>Type of Project:</b>	Middle School
<b>Pupils Assigned Under 50 Yrs:</b>	
	7-8: 678
<b>Pupils Assigned Over 50 Yrs:</b>	
	7-8: 39
<b>Recommended Acres:</b>	14.0
<b>Existing Acres:</b>	12.0
<b>Local Funding Adjustment Points</b>	N/A

**PROGRAM GRANT DATA**

<b>Accessibility Fire Grant</b>	\$	145,150.00
<b>Base Grant - Over 50Yr</b>	\$	358,098.00
<b>Base Grant - Under 50Yr</b>	\$	4,480,224.00
<b>Subtotal/State Share (60%)</b>		4,983,472.00
<b>Subtotal/Applicant Share (40%)</b>		3,322,314.67
<b>Subtotal - Total Project Cost</b>	\$	<u>8,305,786.67</u>
<b>Local Funding Adjustment</b>	\$	<u>0.00</u>
<b>Total State Share (60%)</b>		4,983,472.00
<b>Total Applicant Share (40%)</b>		3,322,314.67
<b>Total Project Cost</b>	\$	<u>8,305,786.67</u>

**STIPULATED TERMS & NEXT STEPS**

The Applicant shall ensure that it is in compliance with all applicable laws, regulations and certifications it made on the program forms.

The Applicant is required to submit a signed Grant Agreement for the project prior to or concurrent with a valid Fund Release Authorization (Form SAB 50-05). Failure to submit an executed Grant Agreement and valid Form SAB 50-05 prior to the deadline shall result in the Apportionment being rescinded without further board action.

The Applicant is responsible for ensuring that the project is compliant with Prevailing Wage Monitoring and/or Labor Compliance Program requirements at the time construction contracts are executed and/or construction commenced.

This application is placed on the Unfunded List (Lack of AB 55 Loans) pursuant to the Board's action on March 11, 2009. This approval does not constitute a guarantee or commitment of future state funding.

**APPLICANT DATA**

<b>Applicant:</b>	Los Angeles Unified	<b>PTN:</b>	64733 - 5754,5755
<b>Application No:</b>	57/64733-12-012	<b>County:</b>	Los Angeles
<b>School Name:</b>	Franklin Avenue Elementary		

**HISTORY OF PROJECT FUNDING**

	Fund Code	Proposition	Previously Authorized	Authorized This Action	Unfunded Approval This Action
<b>State Share</b>					
<b>Mod/Add. Grant</b>	902-570	2	\$	\$ 1,477,376.00	\$ 1,477,376.00
<b>Applicant Share</b>					
<b>District Contribution</b>				984,917.33	
<b>Total</b>			\$ <u>0.00</u>	\$ <u>2,462,293.33</u>	\$ <u>1,477,376.00</u>
<b>Funding Source:</b>	Proposition 2 Bonds/2024-Nov.				

**APPLICATION DATA**

<b>Type of Project:</b>	Elementary School	
<b>Pupils Assigned Under 50 Yrs:</b>	K-6:	5
<b>Pupils Assigned Over 50 Yrs:</b>	K-6:	122
<b>Recommended Acres:</b>		7.2
<b>Existing Acres:</b>		2.13
<b>Local Funding Adjustment Points</b>		N/A

**PROGRAM GRANT DATA**

<b>Accessibility Fire Grant</b>	\$	32,710.00
<b>Base Grant - Over 50Yr</b>	\$	1,059,082.00
<b>Base Grant - Under 50Yr</b>	\$	31,245.00
<b>Fire Detection</b>	\$	25,781.00
<b>Small Size Project</b>	\$	43,613.00
<b>Urban / Security / Impacted Site</b>	\$	284,945.00
<b>Subtotal/State Share (60%)</b>		<u>1,477,376.00</u>
<b>Subtotal/Applicant Share (40%)</b>		<u>984,917.33</u>
<b>Subtotal - Total Project Cost</b>	\$	<u><b>2,462,293.33</b></u>
<b>Local Funding Adjustment</b>	\$	<u><b>0.00</b></u>
<b>Total State Share (60%)</b>		1,477,376.00
<b>Total Applicant Share (40%)</b>		984,917.33
<b>Total Project Cost</b>	\$	<u><b>2,462,293.33</b></u>

**STIPULATED TERMS & NEXT STEPS**

The Applicant shall ensure that it is in compliance with all applicable laws, regulations and certifications it made on the program forms.

The Applicant is required to submit a signed Grant Agreement for the project prior to or concurrent with a valid Fund Release Authorization (Form SAB 50-05). Failure to submit an executed Grant Agreement and valid Form SAB 50-05 prior to the deadline shall result in the Apportionment being rescinded without further board action.

The Applicant is responsible for ensuring that the project is compliant with Prevailing Wage Monitoring and/or Labor Compliance Program requirements at the time construction contracts are executed and/or construction commenced.

This application is placed on the Unfunded List (Lack of AB 55 Loans) pursuant to the Board's action on March 11, 2009. This approval does not constitute a guarantee or commitment of future state funding.

**APPLICANT DATA**

<b>Applicant:</b>	Monterey Peninsula Unified	<b>PTN:</b>	66092 - 119
<b>Application No:</b>	57/66092-00-044	<b>County:</b>	Monterey
<b>School Name:</b>	Bay View Academy (Aka Del Monte Elementary)		

**HISTORY OF PROJECT FUNDING**

	Fund Code	Proposition	Previously Authorized	Authorized This Action	Unfunded Approval This Action
<b>State Share</b>					
<b>Mod/Add. Grant</b>	902-570	2	\$	\$ 512,543.00	\$ 512,543.00
<b>Applicant Share</b>					
<b>District Contribution</b>				341,695.33	
<b>Total</b>			\$ <u>0.00</u>	\$ <u>854,238.33</u>	\$ <u>512,543.00</u>
<b>Funding Source:</b>	Proposition 2 Bonds/2024-Nov.				

**APPLICATION DATA**

<b>Type of Project:</b>	Elementary School	
<b>Pupils Assigned Under 50 Yrs:</b>	<b>K-6:</b>	26
<b>Pupils Assigned Over 50 Yrs:</b>	<b>K-6:</b>	34
<b>Recommended Acres:</b>	3.9	
<b>Existing Acres:</b>	4.17	
<b>Local Funding Adjustment Points</b>	N/A	

**PROGRAM GRANT DATA**

<b>Base Grant - Over 50Yr</b>	\$	295,154.00
<b>Base Grant - Under 50Yr</b>	\$	162,474.00
<b>Small Size Project</b>	\$	54,915.00
<b>Subtotal/State Share (60%)</b>		512,543.00
<b>Subtotal/Applicant Share (40%)</b>		341,695.33
<b>Subtotal - Total Project Cost</b>	\$	<u>854,238.33</u>
<b>Local Funding Adjustment</b>	\$	<u>0.00</u>
<b>Total State Share (60%)</b>		512,543.00
<b>Total Applicant Share (40%)</b>		341,695.33
<b>Total Project Cost</b>	\$	<u>854,238.33</u>

**STIPULATED TERMS & NEXT STEPS**

The Applicant shall ensure that it is in compliance with all applicable laws, regulations and certifications it made on the program forms.

The Applicant is required to submit a signed Grant Agreement for the project prior to or concurrent with a valid Fund Release Authorization (Form SAB 50-05). Failure to submit an executed Grant Agreement and valid Form SAB 50-05 prior to the deadline shall result in the Apportionment being rescinded without further board action.

The Applicant is responsible for ensuring that the project is compliant with Prevailing Wage Monitoring and/or Labor Compliance Program requirements at the time construction contracts are executed and/or construction commenced.

This application is placed on the Unfunded List (Lack of AB 55 Loans) pursuant to the Board's action on March 11, 2009. This approval does not constitute a guarantee or commitment of future state funding.

**APPLICANT DATA**

<b>Applicant:</b>	Benicia Unified	<b>PTN:</b>	70524 - 49
<b>Application No:</b>	57/70524-00-020	<b>County:</b>	Solano
<b>School Name:</b>	Benicia Middle		

**HISTORY OF PROJECT FUNDING**

	<b>Fund Code</b>	<b>Proposition</b>	<b>Previously Authorized</b>	<b>Authorized This Action</b>	<b>Unfunded Approval This Action</b>
<b>State Share</b>					
<b>Mod/Add. Grant</b>	902-570	2	\$	\$ 784,833.00	\$ 784,833.00
<b>Applicant Share</b>					
<b>District Contribution</b>				523,222.00	
<b>Total</b>			\$ <u>0.00</u>	\$ <u>1,308,055.00</u>	\$ <u>784,833.00</u>
<b>Funding Source:</b>	Proposition 2 Bonds/2024-Nov.				

**APPLICATION DATA**

**Type of Project:** Middle School

**Pupils Assigned Under 50 Yrs:**

7-8: 111

**Recommended Acres:** 15.0

**Existing Acres:** 18.71

**Local Funding Adjustment Points** N/A

**PROGRAM GRANT DATA**

<b>Accessibility Fire Grant</b>	\$	22,005.00
<b>Base Grant - Under 50Yr</b>	\$	733,488.00
<b>Small Size Project</b>	\$	29,340.00
<b>Subtotal/State Share (60%)</b>		784,833.00
<b>Subtotal/Applicant Share (40%)</b>		523,222.00
<b>Subtotal - Total Project Cost</b>	\$	<u>1,308,055.00</u>
<b>Local Funding Adjustment</b>	\$	<u>0.00</u>
<b>Total State Share (60%)</b>		784,833.00
<b>Total Applicant Share (40%)</b>		523,222.00
<b>Total Project Cost</b>	\$	<u>1,308,055.00</u>

**STIPULATED TERMS & NEXT STEPS**

This application is placed on the Unfunded List (Lack of AB 55 Loans) pursuant to the Board's action on March 11, 2009. This approval does not constitute a guarantee or commitment of future state funding.

The Applicant is required to submit a signed Grant Agreement for the project prior to or concurrent with a valid Fund Release Authorization (Form SAB 50-05). Failure to submit an executed Grant Agreement and valid Form SAB 50-05 prior to the deadline shall result in the Apportionment being rescinded without further board action.

The Applicant shall ensure that it is in compliance with all applicable laws, regulations and certifications it made on the program forms.

The Applicant is responsible for ensuring that the project is compliant with Prevailing Wage Monitoring and/or Labor Compliance Program requirements at the time construction contracts are executed and/or construction commenced.

**APPLICANT DATA**

<b>Applicant:</b>	Castro Valley Unified	<b>PTN:</b>	61150 - 131
<b>Application No:</b>	57/61150-00-038	<b>County:</b>	Alameda
<b>School Name:</b>	Marshall Elementary		

**HISTORY OF PROJECT FUNDING**

	<b>Fund Code</b>	<b>Proposition</b>	<b>Previously Authorized</b>	<b>Authorized This Action</b>	<b>Unfunded Approval This Action</b>
<b>State Share</b>					
<b>Mod/Add. Grant</b>	<b>902-570</b>	<b>2</b>	\$	\$ 679,058.00	\$ 679,058.00
<b>Applicant Share</b>					
<b>District Contribution</b>				452,705.33	
<b>Total</b>			\$ <u>0.00</u>	\$ <u>1,131,763.33</u>	\$ <u>679,058.00</u>
<b>Funding Source:</b>	<b>Proposition 2 Bonds/2024-Nov.</b>				

**APPLICATION DATA**

<b>Type of Project:</b>	Elementary School		
<b>Pupils Assigned Under 50 Yrs:</b>	<b>K-6:</b>	0	
	<b>Non-Severe:</b>	0	
<b>Pupils Assigned Over 50 Yrs:</b>	<b>K-6:</b>	19	
	<b>Non-Severe:</b>	23	
<b>Recommended Acres:</b>		9.9	
<b>Existing Acres:</b>		13.4	
<b>Local Funding Adjustment Points</b>		N/A	

**PROGRAM GRANT DATA**

<b>Accessibility Fire Grant</b>	\$	17,715.00
<b>Base Grant - Over 50Yr</b>	\$	590,485.00
<b>Small Size Project</b>	\$	70,858.00
<b>Subtotal/State Share (60%)</b>		679,058.00
<b>Subtotal/Applicant Share (40%)</b>		452,705.33
<b>Subtotal - Total Project Cost</b>	\$	<u>1,131,763.33</u>
<b>Local Funding Adjustment</b>	\$	<u>0.00</u>
<b>Total State Share (60%)</b>		679,058.00
<b>Total Applicant Share (40%)</b>		452,705.33
<b>Total Project Cost</b>	\$	<u>1,131,763.33</u>

**STIPULATED TERMS & NEXT STEPS**

This application is placed on the Unfunded List (Lack of AB 55 Loans) pursuant to the Board's action on March 11, 2009. This approval does not constitute a guarantee or commitment of future state funding.

The Applicant shall ensure that it is in compliance with all applicable laws, regulations and certifications it made on the program forms.

The Applicant is required to submit a signed Grant Agreement for the project prior to or concurrent with a valid Fund Release Authorization (Form SAB 50-05). Failure to submit an executed Grant Agreement and valid Form SAB 50-05 prior to the deadline shall result in the Apportionment being rescinded without further board action.

The Applicant is responsible for ensuring that the project is compliant with Prevailing Wage Monitoring and/or Labor Compliance Program requirements at the time construction contracts are executed and/or construction commenced.

**APPLICANT DATA**

<b>Applicant:</b>	San Juan Unified	<b>PTN:</b>	67447 - 603
<b>Application No:</b>	57/67447-00-087	<b>County:</b>	Sacramento
<b>School Name:</b>	Legette Elementary		

**HISTORY OF PROJECT FUNDING**

	Fund Code	Proposition	Previously Authorized	Authorized This Action	Unfunded Approval This Action
<b>State Share</b>					
<b>Mod/Add. Grant</b>	902-570	2	\$	\$ 4,164,661.00	\$ 4,164,661.00
<b>Applicant Share</b>					
<b>District Contribution</b>				2,776,440.67	
<b>Total</b>			\$ <u>0.00</u>	\$ <u>6,941,101.67</u>	\$ <u>4,164,661.00</u>
<b>Funding Source:</b>	Proposition 2 Bonds/2024-Nov.				

**APPLICATION DATA**

<b>Type of Project:</b>	Elementary School	
<b>Pupils Assigned Under 50 Yrs:</b>	<b>K-6:</b>	553
	<b>Non-Severe:</b>	26
	<b>Severe:</b>	6
<b>Recommended Acres:</b>	11.0	
<b>Existing Acres:</b>	10.79	
<b>Local Funding Adjustment Points</b>	N/A	

**PROGRAM GRANT DATA**

<b>Accessibility Fire Grant</b>	\$	117,649.00
<b>Base Grant - Under 50Yr</b>	\$	3,921,649.00
<b>Fire Detection</b>	\$	125,363.00
<b>Subtotal/State Share (60%)</b>		<u>4,164,661.00</u>
<b>Subtotal/Applicant Share (40%)</b>		<u>2,776,440.67</u>
<b>Subtotal - Total Project Cost</b>	\$	<u><u>6,941,101.67</u></u>
<b>Local Funding Adjustment</b>	\$	<u>0.00</u>
<b>Total State Share (60%)</b>		<u>4,164,661.00</u>
<b>Total Applicant Share (40%)</b>		<u>2,776,440.67</u>
<b>Total Project Cost</b>	\$	<u><u>6,941,101.67</u></u>

**STIPULATED TERMS & NEXT STEPS**

The Applicant shall ensure that it is in compliance with all applicable laws, regulations and certifications it made on the program forms.

The Applicant is required to submit a signed Grant Agreement for the project prior to or concurrent with a valid Fund Release Authorization (Form SAB 50-05). Failure to submit an executed Grant Agreement and valid Form SAB 50-05 prior to the deadline shall result in the Apportionment being rescinded without further board action.

The Applicant is responsible for ensuring that the project is compliant with Prevailing Wage Monitoring and/or Labor Compliance Program requirements at the time construction contracts are executed and/or construction commenced.

This application is placed on the Unfunded List (Lack of AB 55 Loans) pursuant to the Board's action on March 11, 2009. This approval does not constitute a guarantee or commitment of future state funding.

**APPLICANT DATA**

<b>Applicant:</b>	Encinitas Union Elementary	<b>PTN:</b>	68080 - 79
<b>Application No:</b>	50/68080-00-002	<b>County:</b>	San Diego
<b>School Name:</b>	Flora Vista Elementary	<b>Filing Basis:</b>	District-wide

**HISTORY OF PROJECT FUNDING**

	<b>Fund Code</b>	<b>Proposition</b>	<b>Previously Authorized</b>	<b>Authorized This Action</b>	<b>Unfunded Approval This Action</b>
<u>State Share</u>					
<b>NC/Add. Grant</b>	<b>902-500</b>	<b>2</b>	\$	\$ 1,122,628.00	\$ 1,122,628.00
<u>Applicant Share</u>					
<b>District Contribution</b>				1,122,628.00	
<b>Total</b>			\$ <u>0.00</u>	\$ <u>2,245,256.00</u>	\$ <u>1,122,628.00</u>
<b>Funding Source:</b>	<b>Proposition 2 Bonds/2024-Nov.</b>				

**APPLICATION DATA**

<b>Type of Project:</b>	Elementary School
<b>Pupils Assigned:</b>	
	<b>Non-Severe:</b> 26
<b>Number of Classrooms:</b>	4
<b>Addition to Existing Site:</b>	No
<b>Master Plan Acres:</b>	10.1
<b>Recommended Acres:</b>	9.9
<b>Existing Acres:</b>	11.43
<b>Local Funding Adjustment Points</b>	N/A

**PROGRAM GRANT DATA**

<b>Base Grant</b>	\$ 801,892.00
<b>Fire Detection</b>	\$ 1,508.00
<b>Service Site Development</b>	\$ 162,069.00
<b>Small Size Project</b>	\$ 96,227.00
<b>Utilities</b>	\$ 60,932.00
<b>Subtotal/State Share (50%)</b>	1,122,628.00
<b>Subtotal/Applicant Share (50%)</b>	1,122,628.00
<b>Subtotal - Total Project Cost</b>	\$ <u>2,245,256.00</u>
<b>Local Funding Adjustment</b>	\$ 0.00
<b>Total State Share (50%)</b>	1,122,628.00
<b>Total Applicant Share (50%)</b>	1,122,628.00
<b>Total Project Cost</b>	\$ <u>2,245,256.00</u>

**STIPULATED TERMS & NEXT STEPS**

This application is placed on the Unfunded List (Lack of AB 55 Loans) pursuant to the Board's action on March 11, 2009. This approval does not constitute a guarantee or commitment of future state funding.

The Applicant is required to submit a signed Grant Agreement for the project prior to or concurrent with a valid Fund Release Authorization (Form SAB 50-05). Failure to submit an executed Grant Agreement and valid Form SAB 50-05 prior to the deadline shall result in the Apportionment being rescinded without further board action.

The Applicant shall ensure that it is in compliance with all applicable laws, regulations and certifications it made on the program forms.

The Applicant is responsible for ensuring that the project is compliant with Prevailing Wage Monitoring and/or Labor Compliance Program requirements at the time construction contracts are executed and/or construction commenced.

**APPLICANT DATA**

<b>Applicant:</b>	Arcadia Unified	<b>PTN:</b>	64261 - 97
<b>Application No:</b>	57/64261-00-010	<b>County:</b>	Los Angeles
<b>School Name:</b>	Holly Avenue Elementary		

**HISTORY OF PROJECT FUNDING**

	<b>Fund Code</b>	<b>Proposition</b>	<b>Previously Authorized</b>	<b>Authorized This Action</b>	<b>Unfunded Approval This Action</b>
<b>State Share</b>					
<b>Mod/Add. Grant</b>	<b>902-570</b>	<b>2</b>	\$	\$ 6,130,047.00	\$ 6,130,047.00
<b>Applicant Share</b>					
<b>District Contribution</b>				4,086,698.00	
<b>Total</b>			\$ <u>0.00</u>	\$ <u>10,216,745.00</u>	\$ <u>6,130,047.00</u>
<b>Funding Source:</b>	<b>Proposition 2 Bonds/2024-Nov.</b>				

**APPLICATION DATA**

<b>Type of Project:</b>	Elementary School	
<b>Pupils Assigned Under 50 Yrs:</b>	<b>K-6:</b>	704
	<b>Non-Severe:</b>	26
	<b>Severe:</b>	4
<b>Recommended Acres:</b>	12.1	
<b>Existing Acres:</b>	6.4	
<b>Local Funding Adjustment Points</b>	N/A	

**PROGRAM GRANT DATA**

<b>2 Stop Elevator</b>	\$	166,954.00
<b>Accessibility Fire Grant</b>	\$	144,762.00
<b>Base Grant - Under 50Yr</b>	\$	4,825,414.00
<b>Fire Detection</b>	\$	154,898.00
<b>Urban / Security / Impacted Site</b>	\$	838,019.00
<b>Subtotal/State Share (60%)</b>		<u>6,130,047.00</u>
<b>Subtotal/Applicant Share (40%)</b>		<u>4,086,698.00</u>
<b>Subtotal - Total Project Cost</b>	\$	<u><b>10,216,745.00</b></u>
<b>Local Funding Adjustment</b>	\$	<u><b>0.00</b></u>
<b>Total State Share (60%)</b>		6,130,047.00
<b>Total Applicant Share (40%)</b>		4,086,698.00
<b>Total Project Cost</b>	\$	<u><b>10,216,745.00</b></u>

**STIPULATED TERMS & NEXT STEPS**

The Applicant shall ensure that it is in compliance with all applicable laws, regulations and certifications it made on the program forms.

The Applicant is required to submit a signed Grant Agreement for the project prior to or concurrent with a valid Fund Release Authorization (Form SAB 50-05). Failure to submit an executed Grant Agreement and valid Form SAB 50-05 prior to the deadline shall result in the Apportionment being rescinded without further board action.

The Applicant is responsible for ensuring that the project is compliant with Prevailing Wage Monitoring and/or Labor Compliance Program requirements at the time construction contracts are executed and/or construction commenced.

This application is placed on the Unfunded List (Lack of AB 55 Loans) pursuant to the Board's action on March 11, 2009. This approval does not constitute a guarantee or commitment of future state funding.

**APPLICANT DATA**

<b>Applicant:</b>	Encinitas Union Elementary	<b>PTN:</b>	68080 - 79
<b>Application No:</b>	57/68080-00-005	<b>County:</b>	San Diego
<b>School Name:</b>	Flora Vista Elementary		

**HISTORY OF PROJECT FUNDING**

	<b>Fund Code</b>	<b>Proposition</b>	<b>Previously Authorized</b>	<b>Authorized This Action</b>	<b>Unfunded Approval This Action</b>
<b>State Share</b>					
<b>Mod/Add. Grant</b>	<b>902-570</b>	<b>2</b>	\$	\$ 1,447,404.00	\$ 1,447,404.00
<b>Applicant Share</b>					
<b>District Contribution</b>				964,936.00	
<b>Total</b>			\$ <u>0.00</u>	\$ <u>2,412,340.00</u>	\$ <u>1,447,404.00</u>
<b>Funding Source:</b>	<b>Proposition 2 Bonds/2024-Nov.</b>				

**APPLICATION DATA**

<b>Type of Project:</b>	Elementary School
<b>Pupils Assigned Under 50 Yrs:</b>	<b>K-6: 218</b>
<b>Recommended Acres:</b>	9.9
<b>Existing Acres:</b>	11.43
<b>Local Funding Adjustment Points</b>	N/A

**PROGRAM GRANT DATA**

<b>Accessibility Fire Grant</b>	\$	40,868.00
<b>Base Grant - Under 50Yr</b>	\$	1,362,282.00
<b>Fire Detection</b>	\$	44,254.00
<b>Subtotal/State Share (60%)</b>		1,447,404.00
<b>Subtotal/Applicant Share (40%)</b>		964,936.00
<b>Subtotal - Total Project Cost</b>	\$	<u>2,412,340.00</u>
<b>Local Funding Adjustment</b>	\$	<u>0.00</u>
<b>Total State Share (60%)</b>		1,447,404.00
<b>Total Applicant Share (40%)</b>		964,936.00
<b>Total Project Cost</b>	\$	<u>2,412,340.00</u>

**STIPULATED TERMS & NEXT STEPS**

This application is placed on the Unfunded List (Lack of AB 55 Loans) pursuant to the Board's action on March 11, 2009. This approval does not constitute a guarantee or commitment of future state funding.

The Applicant is required to submit a signed Grant Agreement for the project prior to or concurrent with a valid Fund Release Authorization (Form SAB 50-05). Failure to submit an executed Grant Agreement and valid Form SAB 50-05 prior to the deadline shall result in the Apportionment being rescinded without further board action.

The Applicant shall ensure that it is in compliance with all applicable laws, regulations and certifications it made on the program forms.

The Applicant is responsible for ensuring that the project is compliant with Prevailing Wage Monitoring and/or Labor Compliance Program requirements at the time construction contracts are executed and/or construction commenced.

**APPLICANT DATA**

<b>Applicant:</b>	Escondido Union Elementary	<b>PTN:</b>	68098 - 155
<b>Application No:</b>	57/68098-00-016	<b>County:</b>	San Diego
<b>School Name:</b>	Del Dios Academy Of Arts And Sciences (Aka Del Dios Middle)		

**HISTORY OF PROJECT FUNDING**

	<b>Fund Code</b>	<b>Proposition</b>	<b>Previously Authorized</b>	<b>Authorized This Action</b>	<b>Unfunded Approval This Action</b>
<b>State Share</b>					
<b>Mod/Add. Grant</b>	902-570	2	\$	\$ 3,666,406.00	\$ 3,666,406.00
<b>Applicant Share</b>					
<b>District Contribution</b>				2,444,270.67	
<b>Total</b>			\$ <u>0.00</u>	\$ <u>6,110,676.67</u>	\$ <u>3,666,406.00</u>
<b>Funding Source:</b>	Proposition 2 Bonds/2024-Nov.				

**APPLICATION DATA**

<b>Type of Project:</b>	Middle School	
<b>Pupils Assigned Under 50 Yrs:</b>		
	7-8:	0
	<b>Non-Severe:</b>	12
	<b>Severe:</b>	2
<b>Pupils Assigned Over 50 Yrs:</b>		
	7-8:	265
	<b>Non-Severe:</b>	27
	<b>Severe:</b>	7
<b>Recommended Acres:</b>	19.9	
<b>Existing Acres:</b>	22.89	
<b>Local Funding Adjustment Points</b>	N/A	

**PROGRAM GRANT DATA**

<b>2 Stop Elevator</b>	\$	166,954.00
<b>Accessibility Fire Grant</b>	\$	99,786.00
<b>Base Grant - Over 50Yr</b>	\$	3,126,481.00
<b>Base Grant - Under 50Yr</b>	\$	199,734.00
<b>Fire Detection</b>	\$	73,451.00
<b>Subtotal/State Share (60%)</b>		3,666,406.00
<b>Subtotal/Applicant Share (40%)</b>		2,444,270.67
<b>Subtotal - Total Project Cost</b>	\$	<u>6,110,676.67</u>
<b>Local Funding Adjustment</b>	\$	<u>0.00</u>
<b>Total State Share (60%)</b>		3,666,406.00
<b>Total Applicant Share (40%)</b>		2,444,270.67
<b>Total Project Cost</b>	\$	<u>6,110,676.67</u>

**STIPULATED TERMS & NEXT STEPS**

This application is placed on the Unfunded List (Lack of AB 55 Loans) pursuant to the Board's action on March 11, 2009. This approval does not constitute a guarantee or commitment of future state funding.

The Applicant is required to submit a signed Grant Agreement for the project prior to or concurrent with a valid Fund Release Authorization (Form SAB 50-05). Failure to submit an executed Grant Agreement and valid Form SAB 50-05 prior to the deadline shall result in the Apportionment being rescinded without further board action.

The Applicant shall ensure that it is in compliance with all applicable laws, regulations and certifications it made on the program forms.

The Applicant is responsible for ensuring that the project is compliant with Prevailing Wage Monitoring and/or Labor Compliance Program requirements at the time construction contracts are executed and/or construction commenced.

**APPLICANT DATA**

<b>Applicant:</b>	Pajaro Valley Unified	<b>PTN:</b>	69799 - 114
<b>Application No:</b>	57/69799-00-026	<b>County:</b>	Santa Cruz
<b>School Name:</b>	Watsonville High		

**HISTORY OF PROJECT FUNDING**

	Fund Code	Proposition	Previously Authorized	Authorized This Action	Unfunded Approval This Action
<b>State Share</b>					
Mod/Add. Grant	902-570	2	\$	\$ 3,149,995.00	\$ 3,149,995.00
<b>Applicant Share</b>					
District Contribution				2,099,996.67	
<b>Total</b>			<u>\$ 0.00</u>	<u>\$ 5,249,991.67</u>	<u>\$ 3,149,995.00</u>
<b>Funding Source:</b>	Proposition 2 Bonds/2024-Nov.				

**APPLICATION DATA**

<b>Type of Project:</b>	High School
<b>Pupils Assigned Under 50 Yrs:</b>	
9-12	327
Non-Severe:	12
<b>Recommended Acres:</b>	55.2
<b>Existing Acres:</b>	36.0
<b>Local Funding Adjustment Points</b>	N/A

**PROGRAM GRANT DATA**

<b>Accessibility Fire Grant</b>	\$ 89,683.00
<b>Base Grant - Under 50Yr</b>	\$ 2,989,431.00
<b>Fire Detection</b>	\$ 70,881.00
<b>Subtotal/State Share (60%)</b>	<u>3,149,995.00</u>
<b>Subtotal/Applicant Share (40%)</b>	2,099,996.67
<b>Subtotal - Total Project Cost</b>	<u>\$ 5,249,991.67</u>
<b>Local Funding Adjustment</b>	\$ <u>0.00</u>
<b>Total State Share (60%)</b>	3,149,995.00
<b>Total Applicant Share (40%)</b>	2,099,996.67
<b>Total Project Cost</b>	<u>\$ 5,249,991.67</u>

**STIPULATED TERMS & NEXT STEPS**

This application is placed on the Unfunded List (Lack of AB 55 Loans) pursuant to the Board's action on March 11, 2009. This approval does not constitute a guarantee or commitment of future state funding.

The Applicant shall ensure that it is in compliance with all applicable laws, regulations and certifications it made on the program forms.

The Applicant is required to submit a signed Grant Agreement for the project prior to or concurrent with a valid Fund Release Authorization (Form SAB 50-05). Failure to submit an executed Grant Agreement and valid Form SAB 50-05 prior to the deadline shall result in the Apportionment being rescinded without further board action.

The Applicant is responsible for ensuring that the project is compliant with Prevailing Wage Monitoring and/or Labor Compliance Program requirements at the time construction contracts are executed and/or construction commenced.

**APPLICANT DATA**

<b>Applicant:</b>	Temecula Valley Unified	<b>PTN:</b>	75192 - 218, 201,
<b>Application No:</b>	57/75192-00-021		203, 207, 208
<b>School Name:</b>	Temecula Valley High	<b>County:</b>	Riverside

**HISTORY OF PROJECT FUNDING**

	<b>Fund Code</b>	<b>Proposition</b>	<b>Previously Authorized</b>	<b>Authorized This Action</b>	<b>Unfunded Approval This Action</b>
<b>State Share</b>					
<b>Mod/Add. Grant</b>	<b>902-570</b>	<b>2</b>	\$	\$ 1,960,770.00	\$ 1,960,770.00
<b>Applicant Share</b>					
<b>District Contribution</b>				1,307,180.00	
<b>Total</b>			\$ <u>0.00</u>	\$ <u>3,267,950.00</u>	\$ <u>1,960,770.00</u>
<b>Funding Source:</b>	<b>Proposition 2 Bonds/2024-Nov.</b>				

**APPLICATION DATA**

<b>Type of Project:</b>	High School
<b>Pupils Assigned Under 50 Yrs:</b>	
	<b>9-12</b> 220
<b>Recommended Acres:</b>	66.0
<b>Existing Acres:</b>	53.0
<b>Local Funding Adjustment Points</b>	N/A

**PROGRAM GRANT DATA**

<b>Accessibility Fire Grant</b>	\$	57,110.00
<b>Base Grant - Under 50Yr</b>	\$	1,903,660.00
<b>Subtotal/State Share (60%)</b>		1,960,770.00
<b>Subtotal/Applicant Share (40%)</b>		1,307,180.00
<b>Subtotal - Total Project Cost</b>	\$	<u>3,267,950.00</u>
<b>Local Funding Adjustment</b>	\$	<u>0.00</u>
<b>Total State Share (60%)</b>		1,960,770.00
<b>Total Applicant Share (40%)</b>		1,307,180.00
<b>Total Project Cost</b>	\$	<u>3,267,950.00</u>

**STIPULATED TERMS & NEXT STEPS**

The Applicant shall ensure that it is in compliance with all applicable laws, regulations and certifications it made on the program forms.

The Applicant is required to submit a signed Grant Agreement for the project prior to or concurrent with a valid Fund Release Authorization (Form SAB 50-05). Failure to submit an executed Grant Agreement and valid Form SAB 50-05 prior to the deadline shall result in the Apportionment being rescinded without further board action.

The Applicant is responsible for ensuring that the project is compliant with Prevailing Wage Monitoring and/or Labor Compliance Program requirements at the time construction contracts are executed and/or construction commenced.

This application is placed on the Unfunded List (Lack of AB 55 Loans) pursuant to the Board's action on March 11, 2009. This approval does not constitute a guarantee or commitment of future state funding.

**APPLICANT DATA**

<b>Applicant:</b>	Long Beach Unified	<b>PTN:</b>	64725 - 391
<b>Application No:</b>	57/64725-00-055	<b>County:</b>	Los Angeles
<b>School Name:</b>	Bancroft Junior High		

**HISTORY OF PROJECT FUNDING**

	<b>Fund Code</b>	<b>Proposition</b>	<b>Previously Authorized</b>	<b>Authorized This Action</b>	<b>Unfunded Approval This Action</b>
<b>State Share</b>					
<b>Mod/Add. Grant</b>	<b>902-570</b>	<b>2</b>	\$	\$ 6,197,906.00	\$ 6,197,906.00
<b>Applicant Share</b>					
<b>District Contribution</b>				4,131,937.33	
<b>Total</b>			\$ <u>0.00</u>	\$ <u>10,329,843.33</u>	\$ <u>6,197,906.00</u>
<b>Funding Source:</b>	<b>Proposition 2 Bonds/2024-Nov.</b>				

**APPLICATION DATA**

<b>Type of Project:</b>	Middle School
<b>Pupils Assigned Under 50 Yrs:</b>	
<b>7-8:</b>	830
<b>Non-Severe:</b>	18
<b>Severe:</b>	6
<b>Recommended Acres:</b>	14.0
<b>Existing Acres:</b>	18.1
<b>Local Funding Adjustment Points</b>	N/A

**PROGRAM GRANT DATA**

<b>Accessibility Fire Grant</b>	\$	175,320.00
<b>Base Grant - Under 50Yr</b>	\$	5,843,992.00
<b>Fire Detection</b>	\$	178,594.00
<b>Subtotal/State Share (60%)</b>		6,197,906.00
<b>Subtotal/Applicant Share (40%)</b>		4,131,937.33
<b>Subtotal - Total Project Cost</b>	\$	<u>10,329,843.33</u>
<b>Local Funding Adjustment</b>	\$	<u>0.00</u>
<b>Total State Share (60%)</b>		6,197,906.00
<b>Total Applicant Share (40%)</b>		4,131,937.33
<b>Total Project Cost</b>	\$	<u>10,329,843.33</u>

**STIPULATED TERMS & NEXT STEPS**

This application is placed on the Unfunded List (Lack of AB 55 Loans) pursuant to the Board's action on March 11, 2009. This approval does not constitute a guarantee or commitment of future state funding.

The Applicant shall ensure that it is in compliance with all applicable laws, regulations and certifications it made on the program forms.

The Applicant is required to submit a signed Grant Agreement for the project prior to or concurrent with a valid Fund Release Authorization (Form SAB 50-05). Failure to submit an executed Grant Agreement and valid Form SAB 50-05 prior to the deadline shall result in the Apportionment being rescinded without further board action.

The Applicant is responsible for ensuring that the project is compliant with Prevailing Wage Monitoring and/or Labor Compliance Program requirements at the time construction contracts are executed and/or construction commenced.

**APPLICANT DATA**

<b>Applicant:</b>	Pajaro Valley Unified	<b>PTN:</b>	69799 - 85
<b>Application No:</b>	57/69799-00-027	<b>County:</b>	Santa Cruz
<b>School Name:</b>	Pajaro Middle		

**HISTORY OF PROJECT FUNDING**

	Fund Code	Proposition	Previously Authorized	Authorized This Action	Unfunded Approval This Action
<b>State Share</b>					
<b>Mod/Add. Grant</b>	902-570	2	\$	\$ 952,836.00	\$ 952,836.00
<b>Applicant Share</b>					
<b>District Contribution</b>				635,224.00	
<b>Total</b>			\$ <u>0.00</u>	\$ <u>1,588,060.00</u>	\$ <u>952,836.00</u>
<b>Funding Source:</b>	Proposition 2 Bonds/2024-Nov.				

**APPLICATION DATA**

<b>Type of Project:</b>	Middle School
<b>Pupils Assigned Under 50 Yrs:</b>	
	7-8: 131
<b>Recommended Acres:</b>	10.7
<b>Existing Acres:</b>	6.52
<b>Local Funding Adjustment Points</b>	N/A

**PROGRAM GRANT DATA**

<b>Accessibility Fire Grant</b>	\$	25,969.00
<b>Base Grant - Under 50Yr</b>	\$	865,648.00
<b>Fire Detection</b>	\$	26,593.00
<b>Small Size Project</b>	\$	34,626.00
<b>Subtotal/State Share (60%)</b>		952,836.00
<b>Subtotal/Applicant Share (40%)</b>		635,224.00
<b>Subtotal - Total Project Cost</b>	\$	<u>1,588,060.00</u>
<b>Local Funding Adjustment</b>	\$	<b>0.00</b>
<b>Total State Share (60%)</b>		952,836.00
<b>Total Applicant Share (40%)</b>		635,224.00
<b>Total Project Cost</b>	\$	<u>1,588,060.00</u>

**STIPULATED TERMS & NEXT STEPS**

This application is placed on the Unfunded List (Lack of AB 55 Loans) pursuant to the Board's action on March 11, 2009. This approval does not constitute a guarantee or commitment of future state funding.

The Applicant shall ensure that it is in compliance with all applicable laws, regulations and certifications it made on the program forms.

The Applicant is required to submit a signed Grant Agreement for the project prior to or concurrent with a valid Fund Release Authorization (Form SAB 50-05). Failure to submit an executed Grant Agreement and valid Form SAB 50-05 prior to the deadline shall result in the Apportionment being rescinded without further board action.

The Applicant is responsible for ensuring that the project is compliant with Prevailing Wage Monitoring and/or Labor Compliance Program requirements at the time construction contracts are executed and/or construction commenced.

## FACILITY HARDSHIP / REHABILITATION PROGRAM

### SCHOOL DISTRICT DATA

School District: Manhattan Beach Unified  
Application Number: 58/75333-00-001  
Total District Enrollment: 5,895  
County: Los Angeles

School Name: Aurelia Pennekamp  
Elementary  
Project Grade Level: K-5  
Financial Hardship: No

### TYPE OF REQUEST

State Allocation Board (Board) approval for placement on the Unfunded List (Lack of AB 55 Loans) for a School Facility Program (SFP) Seismic Mitigation Program (SMP) Rehabilitation project.

Total Project Cost: \$ 2,690,527.00  
Cost to the State: \$ 1,614,316.00

### DESCRIPTION

#### DESCRIPTION OF HEALTH AND SAFETY THREAT

A report by MHP Structural Engineers dated February 22, 2024, identifies issues with the five covered walkways on the Aurelia Pennekamp Elementary School site. These walkways were designed in the early to mid 1950s and include steel pipe cantilever columns with lift-slab shear plates and concrete lift-slab roof diaphragm and framing. The report identifies critical structural deficiencies with the load path, the seismic gap between the canopies and adjacent classroom buildings, insufficient redundancy in the cantilever column system, and nonconforming drift check coupled with nonconforming column stress check. These structural deficiencies render the covered walkways at high risk of collapse in the event of seismic activity. These structures qualify for the SMP based on the qualifying criteria in Education Code Section 17075.10 and SFP Regulation Section 1859.82.2.

#### SCOPE OF PROJECT

The scope of this project is to demolish the existing covered walkways and replace them.

#### STATUS OF SCHOOL SITE

The project has been completed.

## QUALIFYING CRITERIA

### GOVERNMENT/STATE LEVEL CONCURRENCE

The covered walkways have been classified as a Most Vulnerable Category 2 Building type as defined in SFP regulations and have met qualifying criteria of the SMP. The Division of the State Architect (DSA) provided the District for Phase One (Eligibility Evaluation), Phase Two (Replacement Option Analysis) and final plan approvals for the project. These approvals enable the District to apply for funding from the Board.

Staff Supports the District's Request: Yes

### SITE VISIT COMPLETED BY STAFF

Staff accepted detailed reports from industry specialists and DSA approval in lieu of a site visit.

### AUTHORITY

See Attachment A

### RECOMMENDATIONS

1. Approve the District's request for placement on the Unfunded List (Lack of AB 55 Loans) for rehabilitation funding to replace the covered walkways at the Aurelia Pennekamp Elementary School site, pursuant to SFP Regulation Section 1859.82.2 as provided on Attachment B.
2. Approve the District's request with the condition that the District submits a Five Year School Facilities Master Plan, or an updated Five Year School Facilities Master Plan, approved by the local governing board of the District within 18 months of funds being released for this application, or concurrently with submittal of the 100 percent complete *Expenditure Report* (Form SAB 50-06) if it is submitted less than 18 months following fund release, pursuant to SFP Regulation Sections 1859.18 and 1859.18.1.

**AUTHORITY**

**Facility Hardship Program – Rehabilitation Projects**

(as of November 6, 2024)

Education Code (EC) Section 17075.10(a) states:

(a) (1) For health and safety projects for school facilities that are determined by the department to pose an unacceptable risk of injury to occupants in the event of a seismic event, a school district shall demonstrate both of the following to the satisfaction of the board:

(A) That due to unusual circumstances that are beyond the control of the school district, excessive costs need to be incurred in the construction of school facilities.

(B) That the facilities are needed to ensure the health and safety of pupils if the health and safety of pupils is at risk.

(2) For purposes of paragraph (1), health and safety projects include projects to replace the most vulnerable school facilities that are identified as a Category 2 building, as defined in the report submitted pursuant to Section 17317.

(b) (1) A school district is eligible for health and safety funding to replace, reconstruct, or construct new classrooms and related facilities if the school district demonstrates there is a threat to the health and safety of pupils. To determine the applicable grant amounts, the district shall prepare and submit to the department a cost-benefit analysis that compares the minimum cost to remain in the classroom or related facility and mitigate the health and safety problem with the current replacement cost.

(2) The project qualifies for modernization funding if the minimum cost is less than 50 percent of the current replacement cost of the classroom or related facility.

(3) The project qualifies for replacement facilities if the cost-benefit analysis prepared pursuant to paragraph (1) demonstrates that the cost to remain in the classroom or related facility and mitigate the problem is at least 50 percent of the replacement value.

(c) The department shall develop regulations to define eligible health and safety projects that meet the requirements of subdivisions (a) and (b) for purposes of project approval by the board.

SFP Regulation Section 1859.82 states, “A school district may apply for Facility Hardship, including Seismic Mitigation, Program assistance in cases of extraordinary circumstances that have caused an imminent health and safety threat.”

SFP Regulation Section 1859.82.2 states that “A school district is eligible for funding to repair, reconstruct, or replace the Most Vulnerable Category 2 Buildings which were originally constructed to be used as School Facilities and pose an unacceptable risk of injury to its occupants in the event of seismic activity.”

SFP Regulation Section 1859.82.2(c) states in part:

Districts may qualify for seismic mitigation funding to rehabilitate their School Buildings including lunch shelters and covered walkways, exterior square footage of School Buildings, or site conditions. Factors to be considered by the Board may include (1) or (2) below:

(1) School Buildings where the minimum cost to rehabilitate and remain in the School Building is 50 percent or less of the Current Replacement Cost.

(2) Square footage of the Most Vulnerable Category 2 School Buildings, covered walkways, and lunch shelters that need repair or replacement to mitigate a collapse potential in the event of seismic activity as confirmed by the DSA.

SAB Meeting: May 20, 2026

Seismic Mitigation Rehabilitation - Adjusted Grant

**APPLICANT DATA**

**Applicant:** Manhattan Beach Unified **PTN:** 75333 - 44  
**Application No:** 58/75333-00-001 **County:** Los Angeles  
**School Name:** Aurelia Pennekamp Elementary

**HISTORY OF PROJECT FUNDING**

	Fund Code	Proposition	Previously Authorized	Authorized This Action	Unfunded Approval This Action
<b>State Share</b>					
Seismic Mitigation Grant	902-571	2	\$	\$ 1,614,316.00	\$ 1,614,316.00
<b>Applicant Share</b>					
District Contribution				1,076,211.00	
<b>Total</b>			<b>\$ 0.00</b>	<b>\$ 2,690,527.00</b>	<b>\$ 1,614,316.00</b>
<b>Funding Source:</b>	<b>Proposition 2 Bonds/2024-Nov.</b>				

**APPLICATION DATA**

**Type of Project:** Elementary School

**Recommended Acres:** 10.0  
**Existing Acres:** 8.7  
**Local Funding Adjustment Points** 3

**PROGRAM GRANT DATA**

<b>Rehabilitation</b>	\$ 1,614,316.00
<b>Subtotal/State Share (60%)</b>	1,614,316.00
<b>Subtotal/Applicant Share (40%)</b>	1,076,211.00
<b>Subtotal - Total Project Cost</b>	<b>\$ 2,690,527.00</b>
<b>Local Funding Adjustment</b>	<b>\$ 0.00</b>
<b>Total State Share (60%)</b>	<b>1,614,316.00</b>
<b>Total Applicant Share (40%)</b>	<b>1,076,211.00</b>
<b>Total Project Cost</b>	<b>\$ 2,690,527.00</b>

**STIPULATED TERMS & NEXT STEPS**

This application is placed on the Unfunded List (Lack of AB 55 Loans) pursuant to the Board's action on March 11, 2009. This approval does not constitute a guarantee or commitment of future state funding.

The Applicant shall ensure that it is in compliance with all applicable laws, regulations and certifications it made on the program forms.

The Applicant is responsible for ensuring that the project is compliant with Prevailing Wage Monitoring and/or Labor Compliance Program requirements at the time construction contracts are executed and/or construction commenced.

The Applicant is required to submit a signed Grant Agreement for the project prior to or concurrent with a valid Fund Release Authorization (Form SAB 50-05). Failure to submit an executed Grant Agreement and valid Form SAB 50-05 prior to the deadline shall result in the Apportionment being rescinded without further board action.

The application has 3 points which results in a 0 percent Local Funding Adjustment pursuant to Education Code Section 17070.59.

The Applicant is required to submit a complete and valid Five Year School Facilities Master Plan in accordance to SFP Regulation Sections 1859.18 and 1859.18.1.

## FACILITY HARDSHIP / REHABILITATION PROGRAM

### SCHOOL DISTRICT DATA

School District: Riverside Unified  
Application Number: 58/67215-00-002  
Total District Enrollment: 38,678  
County: Riverside

School Name: Ramona High  
Project Grade Level: 9-12  
Financial Hardship: No

### TYPE OF REQUEST

State Allocation Board (Board) approval for placement on the Unfunded List (Lack of AB 55 Loans) for a School Facility Program (SFP) Seismic Mitigation Program (SMP) Rehabilitation project.

Total Project Cost: \$ 813,882.00  
Cost to the State: \$ 512,745.45

### DESCRIPTION

#### DESCRIPTION OF HEALTH AND SAFETY THREAT

A report by MHP Structural Engineers dated January 29, 2025, identifies issues with the wall anchorage for Building H, Culinary Arts, on the Ramona High site. The report notes that "Wall anchorage at all masonry walls is not present or is present through a non-ductile/prohibited or inadequate load path into the diaphragm. This lack of wall anchorage renders the building at high risk of collapse in the event of seismic activity. The building qualifies for the SMP based on the qualifying criteria in Education Code Section 17075.10 and SFP Regulation Section 1859.82.2.

#### SCOPE OF PROJECT

The scope of this project is to strengthen the existing and/or replacing shear walls widening and thickening footings, and retrofitting affected ductwork, piping, and other utilities as well as accessibility and restroom upgrades at existing Building 200 (Building D) and minor site improvements.

#### STATUS OF SCHOOL SITE

This project is currently under construction with an anticipated completion in June 2026.

## QUALIFYING CRITERIA

### GOVERNMENT/STATE LEVEL CONCURRENCE

Building H, Culinary Arts, been classified as a Most Vulnerable Category 2 Building type as defined in SFP regulations and have met qualifying criteria of the SMP. The Division of the State Architect (DSA) has approved the District for Phase One (Eligibility Evaluation), Phase Three (Evaluation and Design Criteria Report) and final plan approval. These approvals enable the District to apply for funding from the Board.

Staff Supports the District's Request: Yes

### SITE VISIT COMPLETED BY STAFF

Staff accepted detailed reports from industry specialists and DSA approval in lieu of a site visit.

### AUTHORITY

See Attachment A

### RECOMMENDATION

1. Approve the District's request for placement on the Unfunded List (Lack of AB 55 Loans) for rehabilitation funding to seismically rehabilitate Building H, Culinary Arts, on the Ramona High site, pursuant to SFP Regulation Section 1859.82.2 as provided on Attachment B.
2. Approve the District's request with the condition that the District submits a Five Year School Facilities Master Plan, or an updated Five Year School Facilities Master Plan, approved by the local governing board of the District within 18 months of funds being released for this application, or concurrently with submittal of the 100 percent complete *Expenditure Report* (Form SAB 50-06) if it is submitted less than 18 months following fund release, pursuant to SFP Regulation Sections 1859.18 and 1859.18.1.

**AUTHORITY**

**Facility Hardship Program – Rehabilitation Projects**  
(as of November 6, 2024)

Education Code (EC) Section 17075.10(a) states:

(a) (1) For health and safety projects for school facilities that are determined by the department to pose an unacceptable risk of injury to occupants in the event of a seismic event, a school district shall demonstrate both of the following to the satisfaction of the board:

(A) That due to unusual circumstances that are beyond the control of the school district, excessive costs need to be incurred in the construction of school facilities.

(B) That the facilities are needed to ensure the health and safety of pupils if the health and safety of pupils is at risk.

(2) For purposes of paragraph (1), health and safety projects include projects to replace the most vulnerable school facilities that are identified as a Category 2 building, as defined in the report submitted pursuant to Section 17317.

(b) (1) A school district is eligible for health and safety funding to replace, reconstruct, or construct new classrooms and related facilities if the school district demonstrates there is a threat to the health and safety of pupils. To determine the applicable grant amounts, the district shall prepare and submit to the department a cost-benefit analysis that compares the minimum cost to remain in the classroom or related facility and mitigate the health and safety problem with the current replacement cost.

(2) The project qualifies for modernization funding if the minimum cost is less than 50 percent of the current replacement cost of the classroom or related facility.

(3) The project qualifies for replacement facilities if the cost-benefit analysis prepared pursuant to paragraph (1) demonstrates that the cost to remain in the classroom or related facility and mitigate the problem is at least 50 percent of the replacement value.

(c) The department shall develop regulations to define eligible health and safety projects that meet the requirements of subdivisions (a) and (b) for purposes of project approval by the board.

SFP Regulation Section 1859.82 states, “A school district may apply for Facility Hardship, including Seismic Mitigation, Program assistance in cases of extraordinary circumstances that have caused an imminent health and safety threat.”

SFP Regulation Section 1859.82.2 states that “A school district is eligible for funding to repair, reconstruct, or replace the Most Vulnerable Category 2 Buildings which were originally constructed to be used as School Facilities and pose an unacceptable risk of injury to its occupants in the event of seismic activity.”

SFP Regulation Section 1859.82.2(c) states in part:

Districts may qualify for seismic mitigation funding to rehabilitate their School Buildings including lunch shelters and covered walkways, exterior square footage of School Buildings, or site conditions. Factors to be considered by the Board may include (1) or (2) below:

(1) School Buildings where the minimum cost to rehabilitate and remain in the School Building is 50 percent or less of the Current Replacement Cost.

(2) Square footage of the Most Vulnerable Category 2 School Buildings, covered walkways, and lunch shelters that need repair or replacement to mitigate a collapse potential in the event of seismic activity as confirmed by the DSA.

**APPLICANT DATA**

<b>Applicant:</b>	Riverside Unified	<b>PTN:</b>	67215 - 373
<b>Application No:</b>	58/67215-00-002	<b>County:</b>	Riverside
<b>School Name:</b>	Ramona High		

**HISTORY OF PROJECT FUNDING**

	<b>Fund Code</b>	<b>Proposition</b>	<b>Previously Authorized</b>	<b>Authorized This Action</b>	<b>Unfunded Approval This Action</b>
<b>State Share</b>					
<b>Seismic Mitigation Grant</b>	<b>902-571</b>	<b>2</b>	\$	\$ 512,745.45	\$ 512,745.45
<b>Applicant Share</b>					
<b>District Contribution</b>				301,136.55	
<b>Total</b>			\$ <u>0.00</u>	\$ <u>813,882.00</u>	\$ <u>512,745.45</u>
<b>Funding Source:</b>	<b>Proposition 2 Bonds/2024-Nov.</b>				

**APPLICATION DATA**

<b>Type of Project:</b>	High School
<b>Recommended Acres:</b>	52.6
<b>Existing Acres:</b>	54.2
<b>Local Funding Adjustment Points</b>	9

**PROGRAM GRANT DATA**

<b>Rehabilitation</b>	\$ 488,329.00
<b>Subtotal/State Share (60%)</b>	488,329.00
<b>Subtotal/Applicant Share (40%)</b>	325,553.00
<b>Subtotal - Total Project Cost</b>	\$ <u>813,882.00</u>
<b>Local Funding Adjustment</b>	\$ <u>24,416.45</u>
<b>Total State Share (63%)</b>	<u>512,745.45</u>
<b>Total Applicant Share (37%)</b>	<u>301,136.55</u>
<b>Total Project Cost</b>	\$ <u>813,882.00</u>

**STIPULATED TERMS & NEXT STEPS**

This application is placed on the Unfunded List (Lack of AB 55 Loans) pursuant to the Board's action on March 11, 2009. This approval does not constitute a guarantee or commitment of future state funding.

The Applicant shall ensure that it is in compliance with all applicable laws, regulations and certifications it made on the program forms.

The Applicant is responsible for ensuring that the project is compliant with Prevailing Wage Monitoring and/or Labor Compliance Program requirements at the time construction contracts are executed and/or construction commenced.

The Applicant is required to submit a signed Grant Agreement for the project prior to or concurrent with a valid Fund Release Authorization (Form SAB 50-05). Failure to submit an executed Grant Agreement and valid Form SAB 50-05 prior to the deadline shall result in the Apportionment being rescinded without further board action.

The application qualifies for a Local Funding Adjustment pursuant to Education Code Section 17070.59. The required matching share from local sources is shown at the 60/40 (Modernization) and has been adjusted based on the applicant's points.

The Applicant is required to submit a complete and valid Five Year School Facilities Master Plan in accordance to SFP Regulation Sections 1859.18 and 1859.18.1.

**APPLICANT DATA**

<b>Applicant:</b>	Magnolia Educational & Research Foundation, operator of Magnolia Science Academy 5	<b>PTN:</b>	64733-6722
<b>Application No:</b>	54/64733-00-104	<b>County:</b>	Los Angeles
<b>School Name:</b>	Magnolia Science Academy 5	<b>District:</b>	Los Angeles Unified
		<b>Filing Basis:</b>	District Wide

**HISTORY OF PROJECT FUNDING**

	Fund Code	Proposition	Preliminary Apportionment	Preliminary Apportionment This Action	Authorized This Action	Unfunded Approval This Action
<b>State Share</b>						
CSFP Grant	957-540	1D	\$ 18,499,799.40	\$ (18,499,799.40)	\$ 16,754,626.90	\$ 16,754,626.90
CSFP Grant	057-540	1D	6,916,366.60	(6,916,366.60)	6,916,366.60	
<b>Applicant Share</b>						
CSFA Lease Amount	951-544	51	18,499,799.40	(18,499,799.40)	16,754,626.90	16,754,626.90
CSFA Lease Amount	051-544	51	6,916,366.60	(6,916,366.60)	6,916,366.60	
<b>Total</b>			<b>\$ 50,832,332.00</b>	<b>\$ (50,832,332.00)</b>	<b>\$ 47,341,987.00</b>	<b>\$ 33,509,253.80</b>
Funding Sources: Proposition 1D Bonds/2006-Nov.; Proposition 51 Bonds/2016-Nov.						

**APPLICATION DATA**

Type of Project:	High School
Pupils Assigned:	K-6 75 7-8 135 9-12 243
Number of Classrooms:	17
Addition to an Existing Site:	No
Recommended Acres:	25.9
Master Plan Acres	
Proposed Acres:	1.74
Existing Acres:	

**PROGRAM GRANT DATA**

Base Grant	\$ 9,012,078.00
Multilevel Construction (17 CRs)	\$ 1,081,449.00
Site Acquisition	\$ 4,725,000.00
2 Percent	\$ 189,000.00
DTSC	\$ 1,843.50
Service Site	\$ 919,313.00
Utilities	\$ 72,914.00
Offsite	\$ 119,754.00
General Site	\$ 431,277.00
Urban Security	\$ 6,950,713.00
Fire Detection/Alarm	\$ 15,909.00
Fire Sprinkler	\$ 151,743.00
<b>Total State Share (50%)</b>	<b>\$ 23,670,993.50</b>
<b>Applicant Share (50%)</b>	<b>\$ 23,670,993.50</b>
<b>Total Project Cost</b>	<b>\$ 47,341,987.00</b>

**STIPULATED TERMS & NEXT STEPS**

This application is placed on the Unfunded List (Lack of AB 55 Loans) pursuant to the Board's action on March 11, 2009. This approval does not constitute a guarantee or commitment of future state funding.

The Applicant shall ensure that it is in compliance with all applicable laws, regulations and certifications it made on the program forms.

The Applicant is required to submit a signed Grant Agreement pursuant to School Facility Program Regulation Section 1859.90.4 for the project prior to or concurrent with a request for the release of funds. Failure to submit an executed Grant Agreement and valid Form SAB 50-05 prior to the deadline shall result in the Apportionment being rescinded without further board action.

The Applicant is responsible for ensuring that the project is compliant with Prevailing Wage Monitoring and/or Labor Compliance Program requirements at the time construction contracts are executed and/or construction commenced.

The Applicant previously received \$9,880,000.00 in advance funding for site costs and \$3,952,733.20 in advance funding for design costs.

**SCHOOL DISTRICT DATA**

Application Number: 50/61762-00-011  
 County: Contra Costa  
 Financial Hardship: No

School District: Oakley Union Elementary  
 School Name: Summerlake Elementary

**PURPOSE OF REPORT**

To recommend accounting revisions to close out a completed project.

**DESCRIPTION**

An audit of expenditures reported by the District has been performed in accordance with Education Code Section 41024. The audit report has been certified by the State Controller’s Office and the revisions indicated are necessary to close out this completed project.

The audit report indicates that per School Facility Program (SFP) Regulation Sections 1859.74 and 1859.106, the District was over-funded for Department of Toxic Substances Control (DTSC) costs in the amount of \$1,500.72. The District has concurred with the findings and agrees to return the State funds in the amount of \$750.36.

**Detail of Final Cost & Financing**

<b>Budget Item</b>	<b>Currently Approved</b>	<b>Required Change</b>	<b>Revised Approval</b>
Base Grant	\$7,928,983.00	-	\$7,928,983.00
2% of Appraised or Actual Value	95,000.00	-	95,000.00
DTSC Fees	1,267.00	(\$750.36)	516.64
Service Site Development	1,293,427.00	-	1,293,427.00
Off Site	283,617.00	-	283,617.00
Utilities	34,155.00	-	34,155.00
General Site	691,642.00	-	691,642.00
Fire Detection	9,885.00	-	9,885.00
Automatic Sprinkler System	135,424.00	-	135,424.00
Financial Hardship	3,081,054.00	-	3,081,054.00
NC Site Acquisition Appraised/Actual	2,375,000.00	-	2,375,000.00
<b>Total State Apportionment</b>	<b>\$15,929,454.00</b>	<b>(\$750.36)</b>	<b>\$15,928,703.64</b>

<b>Financing</b>	<b>Currently Approved</b>	<b>Required Change</b>	<b>Revised Approval</b>
State (SFP)	\$12,848,400.00	(\$750.36)	\$12,847,649.64
District Contribution	9,767,346.00	(\$750.36)	9,766,595.64
Financial Hardship (SFP)	3,081,054.00	-	3,081,054.00
<b>Total Project Costs</b>	<b>\$25,696,800.00</b>	<b>(\$1,500.72)</b>	<b>\$25,695,299.28</b>

**RECOMMENDATIONS**

1. Approve a decrease of \$1,500.72 in the total project cost from \$25,696,800.00 to \$25,695,299.28.
2. Approve a decrease of \$750.36 in the State Apportionment [Bonds/2004-Mar.; 055-500] from \$12,848,400.00 to \$12,847,649.64.
3. Approve a decrease of \$750.36 in the District Contribution from \$9,767,346.00 to \$9,766,595.64.
4. Require the District to return State funds in the amount of \$750.36.

SCHOOL FACILITY PROGRAM  
SUBSTANTIAL PROGRESS RESCISSION/REDUCTION TO  
COSTS INCURRED

PURPOSE OF REPORT

To present a School Facility Program (SFP) project apportionment to be rescinded or reduced to eligible costs incurred.

DESCRIPTION

The SFP project listed on the Attachment is a financial hardship district that received a separate design grant fund release. The District has requested to have their project reduced to costs incurred or rescinded and have indicated that they will be unable to move forward with the SFP project listed on the Attachment. The District has requested that the apportionment be rescinded or reduced to costs incurred to recognize eligible costs for the separate design grant phase.

AUTHORITY

Pursuant to Education Code Section 17076.10(b), sufficient evidence of substantial progress for the design and/or adjusted grant apportionments shall be due 18 months from the date any funds were released to the district. The SFP Regulation Section 1859.105 requires that when an apportionment is reduced to project costs incurred or rescinded, all State funds not used to finance eligible expenditures are to be returned to the State Allocation Board (SAB). The SFP Regulations also stipulate that interest earned on State funds, which is not used to finance eligible expenditures, is due to the SAB.

RECOMMENDATIONS

1. Find that the District is unable to move forward with the project listed on the Attachment.
2. Reduce the funded apportionments to costs incurred or rescind the funded apportionments for the project listed on the Attachment.
3. Direct Staff to adjust the District's baseline eligibility, according to the increases (identified in the "Pupils Returned to the District's Baseline" column) on the Attachment, once all funds due to the State have been received.

**ATTACHMENT  
SCHOOL FACILITY PROGRAM  
SUBSTANTIAL PROGRESS REDUCTION TO COSTS INCURRED  
State Allocation Board Meeting, May 20, 2026**

**Pupil Grant Adjustments**

**Grant Adjustments**

<b>Type of Grant</b>	<b>District County Application Number</b>	<b>Type of Original Pupils Assigned to Apportionment</b>	<b>Number of Original Pupils Assigned to Apportionment</b>	<b>Number of Pupils Returned to the District's Baseline</b>	<b>State/FH Contribution</b>	<b>District Contribution</b>	<b>Interest</b>	<b>Amount of Eligible Expenditures</b>	<b>Reduction in Apportionment</b>
Design Grant	Yuba County Office of Education* Yuba 50/10587-00-002	Severe	18	18	\$ 229,261.00	\$ 4,761.00	\$ 5,536.32	\$ 236.23	\$ 234,679.21

**Total of Reduction  
in Apportionment: \$ 234,679.21**

\*District requested this application be reduced to costs incurred. The certified RCI audit report identified eligible expenditures in the amount of \$236.23. For this New Construction - Design, the State apportionment is to be reduced to eligible costs of \$118.11 and the District Contribution is reduced to \$118.12. The District has already returned \$234,797.32 to the State and is due \$118.11 in overpayment.

# SCHOOL FACILITY PROGRAM SUBSTANTIAL PROGRESS OTHER EVIDENCE (Design/Site)

## PURPOSE OF REPORT

To present the District's request for consideration of other evidence as demonstration of substantial progress for the School Facility Program (SFP) project attached.

## DESCRIPTION

The SFP regulations requires that a District which receives a design grant approval must demonstrate substantial progress has been made on the project within 18 months of receiving the fund release. Evidence of substantial progress can be demonstrated by showing any of the following:

1. Submittal of an approved New Construction or Modernization Adjusted Grant funding application.
2. Submittal of a Districts certification that the final building plans for the project have been submitted to and accepted by the Division of the State Architect (DSA) for review and approval.
3. Submittal of an approved separate site funding application pursuant to Section 1859.81.1(a) or an approved environmental hardship funding application pursuant to Section 1859.75.1.
4. Submittal to the Office of Public School Construction (OPSC) of evidence satisfactory to the State Allocation Board (SAB) detailing the reason(s) that plans have not been completed and accepted by the DSA.

## AUTHORITY

Pursuant to Regulation Section 1859.105 (c)(4), sufficient evidence of substantial progress shall include other evidence satisfactory to the SAB detailing the reason(s) that plans have not been completed and accepted by the DSA. If the SAB determines that substantial progress has been made, the SAB shall condition its finding of substantial progress upon the District commitment to complete and submit an Approved Adjusted Grant application within 18 months from the date of the SAB's determination of substantial progress.

## STAFF COMMENTS

The Attachment represents the project application in which the District received a design grant apportionment and a subsequent fund release. The District has submitted acceptable explanation of why a substantial progress extension is required. Staff recommends approval of the request for additional time to submit evidence that Substantial Progress has been met on the design grant.

## RECOMMENDATIONS

1. Approve the District's request for a determination of substantial progress with regard to the SFP application, as indicated on the Attachment.
2. Failure to comply with the requirements as indicated on the Attachment will result in the project apportionment being reduced to costs incurred or rescinded.

## ATTACHMENT

**Substantial Progress Other Evidence**  
**SCHOOL FACILITY PROGRAM**  
 State Allocation Board Meeting, May 20, 2026

	<i>Project Number(s)</i>	<i>School District / County / School Name(s)</i>	<i>Summary of School District Narrative</i>	<i>Staff Recommendation(s)</i>
Design Grant	54/76505-00-009	Twin Rivers Unified/ Sacramento/ Community Outreach Academy	<p>The District received design funding for the project on October 14, 2024.</p> <p>Gateway Community Charters respectfully request an eighteen-month extension to demonstrate substantial progress on the aforementioned project.</p> <p>After receiving the design funding allocation in September 2024, Gateway initiated initial design efforts in accordance with the original understanding with Twin Rivers Unified School District, the property owner, that GCC would oversee the project. GCC engaged architects, conducted preliminary planning, and commenced the design development process.</p> <p>However, prior to the execution of contracts, the District requested a review of all agreements and preliminary plans. At that juncture, Twin Rivers Unified School District determined it would assume full management of the project, rather than permitting GCC to continue as the lead entity. This change in project governance caused a significant delay, as the work previously undertaken by GCC's selected design team was halted and ultimately discontinued.</p>	<ol style="list-style-type: none"> <li>1. Require the District to submit acceptable plans to the DSA by November 20, 2027.</li> <li>2. Require the District to submit a complete and approvable Adjusted Grant funding application to the OPSC by November 20, 2027.</li> </ol> <p>If both conditions are not met by November 20, 2027, the OPSC will proceed to rescind or reduce this project to costs incurred.</p>

ATTACHMENT

	<b><i>Project Number(s)</i></b>	<b><i>School District / County / School Name(s)</i></b>	<b><i>Summary of School District Narrative</i></b>	<b><i>Staff Recommendation(s)</i></b>
			<p>Subsequently, the District resumed the design process utilizing its own selected consultants. This effectively necessitated restarting the project from the initial planning phase. During this period, the District faced several major competing priorities, including challenges related to other charter school oversight issues and a labor strike. These circumstances further impeded the District's capacity to prioritize and advance this project.</p> <p>As a result of these factors, substantial progress as defined by the program has not yet been achieved.</p> <p>At this time, GCC and Twin Rivers Unified School District have reestablished alignment on the project, and all parties are prepared to move forward. With approval of this extension, the project will proceed according to the following timeline:</p> <ul style="list-style-type: none"> <li>• Spring 2026: Final coordination with District and design team</li> <li>• Summer 2026: Commence formal design work</li> <li>• By December 2026: Submit plans to DSA for review</li> <li>• Summer 2027: Complete final plans and prepare for the construction phase</li> </ul> <p>Gateway Community Charters remains fully committed to the successful completion of this project and to meeting all requirements within the extended timeline. We strongly believe that with the extension, we will be able to successfully complete the timeline as outlined above.</p>	

# SCHOOL FACILITY PROGRAM SUBSTANTIAL PROGRESS OTHER EVIDENCE (Adjusted Grant)

## PURPOSE OF REPORT

To present the District's request for consideration of other evidence as demonstration of substantial progress for the School Facility Program (SFP) projects attached.

## DESCRIPTION

The SFP regulations requires that a District which receives an adjusted grant approval must demonstrate substantial progress has been made on the project within 18 months of receiving the fund release. Evidence of substantial progress can be demonstrated by showing any of the following:

1. At least 75 percent of all site development work that is necessary prior to building construction activity is complete.
2. At least 90 percent of the building construction activities are under contract unless the building construction activities are delayed as a result of necessary site development work.
3. All construction activities are at least 50 percent complete.
4. Submittal to the Office of Public School Construction of evidence satisfactory to the State Allocation Board (Board) detailing the circumstance(s) beyond the control of the district that precludes substantial progress being made.

## AUTHORITY

Pursuant to Regulation Section 1859.105 (a)(4), other evidence satisfactory to the Board detailing the reason(s) and circumstance(s) beyond the control of the district that precludes substantial progress being made. If the Board determines that substantial progress has been made pursuant to Education Code Section 17076.10(b), the Board shall condition its finding of substantial progress upon the district commitment to complete and submit satisfactory evidence that the district meets the provisions of Section 1859.105(a)(1) through (a)(3) within the period not to exceed 18 months from the date of the Board's determination of substantial progress.

## STAFF COMMENTS

Attachment A represents the project applications in which the District received an adjusted grant apportionment and a subsequent fund release. The District has submitted satisfactory evidence detailing reasons and circumstances beyond the District's control that precludes substantial progress being made (Attachment B). Staff recommends approval of the request for conditional other evidence determination of substantial progress on the adjusted grant.

## RECOMMENDATIONS

1. Approve the District's request for a determination of substantial progress with regard to the SFP applications, as indicated on Attachment A.
2. Failure to comply with the requirements as indicated for each application number listed on Attachment A will result in the project apportionment being reduced to costs incurred or rescinded.

## ATTACHMENT A

### Substantial Progress Other Evidence SCHOOL FACILITY PROGRAM State Allocation Board Meeting, May 20, 2026

	<b>Project Numbers</b>	<b>School District / County / School Name</b>	<b>Summary of School District Narrative</b>	<b>Staff Recommendations</b>
Adjusted Grant	54/70581-00-004	Vallejo City Unified/ Solano/ Mare Island Technology Academy	<p>The District received adjusted grant funding for the Mare Island Technology Academy project on September 6, 2024.</p> <p>Circumstances beyond the control of Griffin Technology Academies (“GTA”) have precluded the District from completing Substantial Progress.</p> <p>This delay is directly attributable to circumstances beyond GTA’s control, including enrollment levels that, despite GTA’s diligent recruitment and outreach efforts, have not yet reached the previously projected thresholds necessary to prudently support the remaining construction phases and associated loan obligations. GTA must prudently align construction phasing with confirmed enrollment growth to ensure continued fiscal solvency and compliance with loan covenants.</p> <p>GTA is positioned to proceed with the remaining scope when enrollment targets are achieved, and the affordability of loan repayment is validated. GTA has secured regulatory approvals, executed construction contract covering approximately 75% of the scope, completed first phase of construction, and desires to proceed. GTA respectfully requests that the State Allocation Board determine that the Substantial Progress requirement has been met.</p>	<ol style="list-style-type: none"> <li>1. Require the District to submit evidence that substantial progress has been made on the project based on provisions of Section 1859.105(a)(1) through (a)(3) by November 20, 2027.</li> <li>2. Require the District to submit an expenditure report annually, on January 15, pursuant to Section 1859.104. As a reminder, the final expenditure report is due by September 6, 2028.</li> </ol> <p>If both conditions are not met by November 20, 2027, the OPSC will proceed to rescind or reduce the project to costs incurred.</p>

ATTACHMENT A

	<b>Project Numbers</b>	<b>School District / County / School Name</b>	<b>Summary of School District Narrative</b>	<b>Staff Recommendations</b>
Adjusted Grant	54/70581-00-005	Vallejo City Unified/ Solano/ Mare Island Technology Academy	<p>The District received adjusted grant funding for Mare Island Technology Academy project on September 6, 2024.</p> <p>Circumstances beyond the control of Griffin Technology Academies (“GTA”) have precluded the District from completing Substantial Progress.</p> <p>This delay is directly attributable to circumstances beyond GTA’s control, including enrollment levels that, despite GTA’s diligent recruitment and outreach efforts, have not yet reached the previously projected thresholds necessary to prudently support the remaining construction phases and associated loan obligations. GTA must prudently align construction phasing with confirmed enrollment growth to ensure continued fiscal solvency and compliance with loan covenants.</p> <p>GTA is positioned to proceed with the remaining scope when enrollment targets are achieved, and the affordability of loan repayment is validated. GTA has secured regulatory approvals, executed construction contract covering approximately 75% of the scope, completed first phase of construction, and desires to proceed. GTA respectfully requests that the State Allocation Board determine that the Substantial Progress requirement has been met.</p>	<ol style="list-style-type: none"> <li>1. Require the District to submit evidence that substantial progress has been made on the project based on provisions of Section 1859.105(a)(1) through (a)(3) by November 20, 2027.</li> <li>2. Require the District to submit an expenditure report annually, on January 15, pursuant to Section 1859.104. As a reminder, the final expenditure report is due by September 6, 2028.</li> </ol> <p>If both conditions are not met by November 20, 2027, the OPSC will proceed to rescind or reduce the project to costs incurred.</p>

	<b>Project Numbers</b>	<b>School District / County / School Name</b>	<b>Summary of School District Narrative</b>	<b>Staff Recommendations</b>
Adjusted Grant	54/70581-00-006	Vallejo City Unified/ Solano/ Mit Academy	<p>The District received adjusted grant funding for Mit Academy on September 5, 2024.</p> <p>Circumstances beyond the control of Griffin Technology Academies (“GTA”) have precluded the District from completing Substantial Progress.</p> <p>This delay is directly attributable to circumstances beyond GTA’s control, including enrollment levels that, despite GTA’s diligent recruitment and outreach efforts, have not yet reached the previously projected thresholds necessary to prudently support the remaining construction phases and associated loan obligations. GTA must prudently align construction phasing with confirmed enrollment growth to ensure continued fiscal solvency and compliance with loan covenants.</p> <p>GTA is positioned to proceed with the remaining scope when enrollment targets are achieved, and the affordability of loan repayment is validated. GTA has secured regulatory approvals, executed construction contract covering approximately 75% of the scope, completed first phase of construction, and desires to proceed. GTA respectfully requests that the State Allocation Board determine that the Substantial Progress requirement has been met.</p>	<ol style="list-style-type: none"> <li>1. Require the District to submit evidence that substantial progress has been made on the project based on provisions of Section 1859.105(a)(1) through (a)(3) by November 20, 2027.</li> <li>2. Require the District to submit an expenditure report annually, on January 15, pursuant to Section 1859.104. As a reminder, the final expenditure report is due by September 5, 2028.</li> </ol> <p>If both conditions are not met by November 20, 2027, the OPSC will proceed to rescind or reduce the project to costs incurred.</p>

	<b>Project Numbers</b>	<b>School District / County / School Name</b>	<b>Summary of School District Narrative</b>	<b>Staff Recommendations</b>
Adjusted Grant	54/70581-00-007	Vallejo City Unified/ Solano/ Mit Academy	<p>The District received adjusted grant funding for Mit Academy on September 9, 2024.</p> <p>Circumstances beyond the control of Griffin Technology Academies (“GTA”) have precluded the District from completing Substantial Progress.</p> <p>This delay is directly attributable to circumstances beyond GTA’s control, including enrollment levels that, despite GTA’s diligent recruitment and outreach efforts, have not yet reached the previously projected thresholds necessary to prudently support the remaining construction phases and associated loan obligations. GTA must prudently align construction phasing with confirmed enrollment growth to ensure continued fiscal solvency and compliance with loan covenants.</p> <p>GTA is positioned to proceed with the remaining scope when enrollment targets are achieved, and the affordability of loan repayment is validated. GTA has secured regulatory approvals, executed construction contract covering approximately 75% of the scope, completed first phase of construction, and desires to proceed. GTA respectfully requests that the State Allocation Board determine that the Substantial Progress requirement has been met.</p>	<ol style="list-style-type: none"> <li>1. Require the District to submit evidence that substantial progress has been made on the project based on provisions of Section 1859.105(a)(1) through (a)(3) by November 20, 2027.</li> <li>2. Require the District to submit an expenditure report annually for each project number, on January 15, pursuant to Section 1859.104. As a reminder, the final expenditure report is due by September 9, 2028.</li> </ol> <p>If both conditions are not met by November 20, 2027, the OPSC will proceed to rescind or reduce the project to costs incurred.</p>



*MIT Academy  
Mare Island Technology Academy  
Griffin Academy Middle School  
Griffin Academy High School*

---

*Free Vallejo Public Independent Charter Schools*

2 Positive Place, Vallejo, California, 94589 707-552-6482 [www.mitacademy.org](http://www.mitacademy.org)

March 4, 2026

Ms. Suzanne Reese  
Office of Public School Construction  
707 3<sup>rd</sup> Street  
West Sacramento, CA 95605

**SUBJECT: Substantial Progress Report Using Other Evidence  
Griffin Technology Academies  
Charter School Facilities Program Projects  
Applications 54/70581-00-004 through 007**

Dear Ms. Reese:

Please accept this request that the State Allocation Board determine that circumstances beyond the control of Griffin Technology Academies (“GTA”) have precluded the Charter from completing one of the three prescribed methods of demonstrating Substantial Progress pursuant to Sections 1859.104(b) and 1859.105 of Title 2, California Code of Regulations. GTA respectfully requests that the Board find that the Project has satisfied the Substantial Progress requirement through demonstrated project progress and financial commitment to completion. Sections 1859.104(b) and 1859.105 are intended to ensure that projects receiving Charter School Facilities Program funding demonstrate measurable advancement, financial feasibility, and protection of State bond and loan funds. GTA has satisfied these core objectives.

Completion of the rehabilitation and new construction project at Mare Island Technology Academy remains a top priority for GTA. Since the preliminary apportionment, GTA has undertaken significant and measurable steps to advance the Project, including:

- Retaining a full development team, including architect, engineers, funding consultants, and project management professionals.
- Completing final design and engineering documents for the Project.
- Submitting building plans (DSA #02-119524) to the Division of the State Architect and obtaining DSA approval.

- Securing Final Plan Approvals from the California Department of Education (PTN 70581-94 through 97).
- Submitting final funding application conversion packages to OPSC, thereby securing full funding and a CSFA loan for the Project.
- Awarding a construction contract to BHM Construction in the amount of approximately \$50.6 million, representing approximately 75% of the total project scope identified in the approved plans.
- Issuing a Notice to Proceed for Phase I of the Project in the amount of approximately \$16mn, which scope of work has been completed.
- Expending approximately \$20 million to date on eligible project costs, including design, engineering, environmental review, site work, preconstruction services, and associated professional fees.

The Project has received final apportionments through four funding applications under the Charter School Facilities Program, inclusive of a full State loan. GTA remains fully obligated under the loan agreement and is subject to the Program's repayment requirements and financial oversight provisions. Because the Project is supported by a full State loan and remains subject to ongoing repayment and financial oversight requirements, the State's financial interests are fully protected and secured. GTA continues its commitment to meet all reporting and oversight obligations associated with the loan. As such, GTA must ensure the ability to repay the loan obligations by reaching and maintaining previously projected enrollment levels. GTA will know in the fall of 2026 whether we have successfully reached these enrollment levels for the coming school year.

While GTA has not yet achieved one of the enumerated timing benchmarks for Substantial Progress, this delay is directly attributable to circumstances beyond GTA's control, including enrollment levels that, despite GTA's diligent recruitment and outreach efforts, have not yet reached the previously projected thresholds necessary to prudently support the remaining construction phases and associated loan obligations. GTA must prudently align construction phasing with confirmed enrollment growth to ensure continued fiscal solvency and compliance with loan covenants.

Importantly:

- The Project has not been abandoned.
- All major agency approvals have been secured.
- A substantial portion of the work is already under contract.
- Construction has begun, and the first phase has been completed.

- GTA has invested significant time and effort toward the success of this project.

The Project is approved, fully funded, partially constructed, and GTA is positioned to proceed with the remaining scope if and when enrollment targets are achieved and the affordability of loan repayment is validated. As such, the core objectives underlying Sections 1859.104(b) and 1859.105—financial feasibility, measurable progress, and protection of public funds—have been satisfied.

In light of GTA's secured regulatory approvals, executed construction contract covering approximately 75% of the scope, completed first phase of construction, and continuing desire to proceed, GTA respectfully requests that the State Allocation Board determine that the Substantial Progress requirement has been met.

Please feel free to contact me should you have any questions or require additional documentation. Thank you for your consideration.

Respectfully submitted,

A handwritten signature in black ink, appearing to read "Nick Driver". The signature is written in a cursive, flowing style.

Nick Driver  
Superintendent  
Griffin Technology Academies

State of California  
State Allocation Board

**CALIFORNIA PRESCHOOL, TRANSITIONAL KINDERGARTEN  
AND FULL-DAY KINDERGARTEN FACILITIES GRANT PROGRAM**

This Resolution of the State Allocation Board (hereafter referred to as the "Board") is applicable to the appropriate sections of the Education Code and is described and filed in the office of the Executive Officer and will be made available to all interested parties as the Resolution pertains to the documents attached hereto. Said documents were acted upon by the Board at its meeting on May 20, 2026.

WHEREAS, the Board has determined to be approvable a number of projects for new construction or retrofit eligibility of California preschool, transitional kindergarten and/or kindergarten facilities for school districts, it is making apportionments and/or adjustments for the grant amounts for projects that meet the Board's criteria for the apportionment of grants pursuant to Education Code Section 17375.

NOW THEREFORE, BE IT RESOLVED:

1. The Board anticipates that the school district(s) will pay certain capital expenditures in connection with some or all of the project(s) cost.
2. The Board, acting on behalf of the State, hereby declares that it is the State's official intent to use General Fund proceeds that are available for such purpose, consistent with the requirements of law that are in effect at the time the funds are available, to provide grants, in accordance with applicable laws and regulations.
3. This Resolution shall be continuously available for inspection by the general public during normal business hours at the office of the Board at 707 3<sup>rd</sup> Street, 3<sup>rd</sup> Floor, West Sacramento, California, commencing within one week after the date of enactment of this Resolution.

I, the undersigned, duly authorized as the Executive Officer of the State Allocation Board, do hereby certify the foregoing to be true and correct, and that this Resolution was adopted at a meeting of said Board on May 20, 2026 at Sacramento, California.



Rebecca Kirk  
Executive Officer  
State Allocation Board

**CALIFORNIA PRESCHOOL, TRANSITIONAL KINDERGARTEN  
AND FULL-DAY KINDERGARTEN FACILITIES GRANT PROGRAM  
FUND RELEASE TIME EXTENSIONS**

**PURPOSE OF REPORT**

To present school districts' requests for an extension to the deadline to submit a Fund Release Authorization (Form SAB 70-02) for previously approved California Preschool, Transitional Kindergarten and Full-Day Kindergarten Facilities Grant Program (Program) funding applications.

**DESCRIPTION**

Program regulations require that school districts participating in the Program must submit a complete Form SAB 70-02 within 18 months of receiving an apportionment. In addition to the complete Form, applicants must also enter into a binding contract for at least 90 percent of the building construction activities of the project. If the school district is unable to meet this requirement, the school district may submit in writing other evidence satisfactory to the State Allocation Board (Board) of circumstances beyond the control of the school district that precludes the school district from submitting a complete Form SAB 70-02 within 18 months. A complete form is inclusive of a California Department of Education (CDE) plan approval and the Division of the State Architect (DSA)-approved plans and specifications for the project. The school districts listed on Attachment A have submitted written requests for an extension to the Office of Public School Construction (OPSC). Therefore, OPSC is presenting these requests to the Board for consideration.

**AUTHORITY**

Regulation Section 1860.16(f) states, in part:

For an Apportionment received pursuant to Section 1860.7(b) and 1860.7(d), where submittal of the necessary CDE plan approval and/or DSA-approved plans and specifications were not required at the time the Board granted an Apportionment, the school district has up to 18 months to submit the required approvals and a complete *Fund Release Request* (Form SAB 70-02) from the date of the first Apportionment. The school district may submit in writing other evidence satisfactory to the Board of circumstances beyond the control of the school district that precludes the school district from submitting the required CDE plan approval, DSA-approved plans and specifications, and a complete Form SAB 70-02 within 18 months from the date of the first Apportionment. If the required submittals or other evidence in writing are not received within 18 months of the first Apportionment, the Apportionment shall be rescinded, and the Full-Day Kindergarten Facilities Grant will return to the Program for reallocation without further Board action.

- (1) School districts submitting other evidence shall have up to three years from the date of the first Apportionment to submit the required approvals and a complete *Fund Release Authorization* (Form SAB 70-02). This shall not extend the deadline in Section 1860.18.

**STAFF COMMENTS**

OPSC received letters from three school districts requesting an extension to the 18-month Program deadline to submit a complete Form SAB 70-02 (Attachment B). OPSC reviewed each school district’s letter and determined that they appear to demonstrate other evidence of circumstances beyond their control that preclude them from submitting a complete Form SAB 70-02 within the required time period. Attachment A includes the application numbers, school district names, a summary of the circumstances, the current due date, and the proposed new due date for each application. Staff recommends approval of the school districts’ requests as shown on Attachment A.

The school districts are advised that approval of the extension does not extend the three-year deadline to complete the project and submit a complete Expenditure Report (Form SAB 70-03) with final expenditures.

**RECOMMENDATION**

Approve the school districts’ request for a time extension to the fund release deadline as indicated for each application listed on Attachment A under the column heading “Staff Recommendations.”

**ATTACHMENT A**

**Fund Release Time Extensions**

CALIFORNIA PRESCHOOL, TRANSITIONAL KINDERGARTEN AND FULL-DAY KINDERGARTEN FACILITIES GRANT PROGRAM  
State Allocation Board Meeting, May 20, 2026

<b>Application Number &amp; Applicant</b>	<b>Original Fund Release Deadline</b>	<b>Requested Extension Deadline</b>	<b>Summary of School District Narrative</b>	<b>Staff Recommendations</b>
<p>70/64634-00-004</p> <p>Inglewood Unified School District/ Los Angeles County</p> <p>Oak Street Elementary</p>	<p>March 27, 2025</p>	<p>September 26, 2026</p>	<p>The project received an apportionment for New Construction Design Advance on September 27, 2023. The District was approved for an extension on May 28, 2025 for a fund release deadline on March 27, 2026 and is requesting a second fund release extension based on the following conditions beyond the District's control.</p> <p>The District has faced challenges due to multiple school closures that have impacted student enrollment at Oak Street Elementary. The original design included the removal of six portable classrooms and the construction of seven preschool and transitional kindergarten classrooms in their place. Due to an unanticipated increase in enrollment, the district had to reevaluate plans. This process has prolonged the District's ability to secure DSA approval.</p> <p>The District submitted plans to DSA in October 2025 and received approval on March 19, 2026, which allowed the school board to award construction contracts on April 8, 2026. However, the District inadvertently delayed submitting the plans to CDE for review and approval, and will do so by May 12, 2026. After consulting with CDE on the anticipated completion date, the District is requesting an extension to September 26, 2026.</p>	<ol style="list-style-type: none"> <li>1. Approve the District's request for an extension to September 26, 2026.</li> <li>2. Require the District to submit a complete <i>Fund Release Authorization</i> (Form SAB 70-02) by September 26, 2026, or the apportionment will be rescinded without further Board action.</li> </ol>

**ATTACHMENT A**

<b>Application Number &amp; Applicant</b>	<b>Original Fund Release Deadline</b>	<b>Requested Extension Deadline</b>	<b>Summary of School District Narrative</b>	<b>Staff Recommendations</b>
<p>70/63560-00-005</p> <p>Lamont Elementary/ Kern County</p> <p>Alicante Avenue Elementary</p>	<p>March 27, 2025</p>	<p>June 1, 2026</p>	<p>The District received an apportionment for Retrofit Design Advance on September 27, 2023. The District received approval from the Board for an extension on two prior occasions listed below due to conditions beyond the District’s control:</p> <ul style="list-style-type: none"> <li>1) May 28, 2025</li> <li>2) January 28, 2026</li> </ul> <p>On March 26, 2026, the District requested a third extension until June 1, 2026, due to challenges regarding the relocation of an electrical switchgear, which supplies power to several campus buildings. The District and project team were required to devise a solution, resulting in delays in bidding openings and contract awards. A solution has now been identified, enabling the project to move forward without additional delays.</p> <p>The District has made significant strides toward meeting fund release requirements, having received DSA approval on February 24, 2026, and awarded the modular building contract on November 11, 2025, while site construction contracts are currently out to bid. The construction of four modular buildings commenced in February, with delivery anticipated in June. The district submitted to CDE for review on January 13, 2026, which is in the final stages of the review and anticipates approval by early May.</p> <p>Therefore, the District is requesting an extension to June 1, 2026.</p>	<ol style="list-style-type: none"> <li>1. Approve the District’s request for an extension to June 1, 2026.</li> <li>2. Require the District to submit a complete <i>Fund Release Authorization</i> (Form SAB 70-02) by June 1, 2026, or the apportionment will be rescinded without further Board action.</li> </ol>

**ATTACHMENT A**

<b>Application Number &amp; Applicant</b>	<b>Original Fund Release Deadline</b>	<b>Requested Extension Deadline</b>	<b>Summary of School District Narrative</b>	<b>Staff Recommendations</b>
<p>71/63784-00-001</p> <p>South Fork Union/Kern County</p> <p>South Fork Elementary</p>	<p>March 27, 2025</p>	<p>June 30, 2026</p>	<p>The District received an apportionment for Retrofit Design Advance on September 27, 2023. The District received approval from the Board for an extension on two prior occasions listed below due to conditions beyond the District’s control:</p> <ol style="list-style-type: none"> <li>1) May 28, 2025</li> <li>2) October 22, 2025</li> <li>3) January 28, 2026</li> </ol> <p>They are a small financial hardship district with two sites.</p> <p>On October 25, 2024, the District entered a service contract with PBK Architects, and the design proposal for the project was accepted on January 10, 2025. The District submitted its plans to DSA on April 21, 2025, and submitted to CDE on September 4, 2025. There were concerns from CDE regarding the exclusion of the campus library from the project. The District and architect worked together to revise the design, finalizing it on November 19, 2025. The updated drawings were resubmitted to DSA and CDE for review by November 24, 2025.</p> <p>On December 9, 2025, the project required further updates due to usage and budget issues. Preliminary drawings were uploaded to CDE for review on January 23, 2026. A meeting with CDE on February 13, 2026, discussed the scope of work and Title 5 regulations, resulting in requested revisions. Updated drawings were resubmitted to CDE on February 25, 2026. CDE reviewed them on March 10, 2026, requesting interior elevation drawings and received approval</p>	<ol style="list-style-type: none"> <li>1. Approve the District’s request for an extension to June 30, 2026.</li> <li>2. Require the District to submit a complete Fund Release Authorization (Form SAB 70-02) by June 30, 2026, or the apportionment will be rescinded without further Board action.</li> </ol>

**ATTACHMENT A**

<b><i>Application Number &amp; Applicant</i></b>	<b><i>Original Fund Release Deadline</i></b>	<b><i>Requested Extension Deadline</i></b>	<b><i>Summary of School District Narrative</i></b>	<b><i>Staff Recommendations</i></b>
			<p>on March 20, 2026. Plans were sent to DSA for final approval on March 10, 2026.</p> <p>On March 24, 2026, the District submitted a request for a fourth extension, seeking to extend the deadline to June 30, 2026. This extension is necessary to secure DSA approval and initiate the bidding process.</p> <p>Therefore, the District is requesting an extension until June 30, 2026.</p>	



# INGLEWOOD UNIFIED SCHOOL DISTRICT

401 S. Inglewood Avenue, Inglewood, CA 90301 – Phone (310) 419-2700

<https://www.inglewoodusd.com/>

May 06, 2026

Vanessa Rozvodovskyi, Supervisor  
Office of Public School Construction  
707 Third Street  
West Sacramento, CA 95605

The Early Education Complex Project (“Project”) at Oak Street School from the Inglewood Unified School District (“District”) received apportionment of approximately \$5.40 million from the Office of Public School Construction (“OPSC”) California Preschool, Transitional Kindergarten and Full-Day Kindergarten Facilities Grant Program (“Program”). The Project previously received \$1.18 million for the design component of the project, and awaits receiving the remaining \$4.82 million.

### **Project Progress**

Design of the Project received approval from the Division of the State Architect (“DSA”) on March 16, 2026, and the Project’s Guaranteed Maximum Price (“GMP”) was approved at the District’s April 8, 2026 Board of Education meeting. Construction activities for the Project started on April 14, 2026. The project application is expected to be submitted to the California Department of Education (“CDE”) by May 12, 2026, and the District has consulted with CDE on the review schedule. Once the District has received CDE approval of the project, the Form 70-01 will be quickly completed and submitted to OPSC for review.

### **Amended Extension Request**

The District is appreciative of the extension that OPSC granted in March 2025 related to the Program, as well as OPSC’s review and support of the additional request submitted in March 2026 to extend the deadline by 60 days. However, the District was inadvertently delayed in submitting the CDE plan approval application. Based on the most recent schedule for submitting the plan approval application and receiving CDE approval for the Project, the District respectfully requests to modify the March 2026 request to reflect a due date of September 26, 2026, instead of May 26, 2026.

**James Morris, Ed.D., County Administrator**

#### **GOVERNING BOARD:**

Carliss R. McGhee, Ph.D., President, Trustee #2, Brandon G. Myers, Vice President, Trustee # 3  
Joyce Randall, M.A, Trustee #1, Margaret Turner-Evans, M.A., Trustee # 4, Ernesto Castillo, J.D., Trustee #5

#### **ADMINISTRATION:**

Bernadette Lucas, Ed.D., Assistant Superintendent, Educational Services, Brian Coffey, Ed.D., Assistant Superintendent, Human Resources  
Raphael Guzman, Assistant Superintendent Business Services/Chief Business Official

## ATTACHMENT B

This modified date would align with the deadline in the Program to expend all apportioned funds. By September 26, 2026, the District will have all necessary project approvals in place and will have fully encumbered the amount of its apportionment in its contract with Silver Creek for the fabrication, delivery, and installation of these seven classrooms. Funds received from the Program would then reimburse the District for these expenses.

We understand the importance of the other major milestone to receiving funding apportionment from OPSC is to expend all State funds for the project by September 26, 2026. This extension request will not impact the District's ability to adhere to the second Program milestone, to which we are committed to adhere.

Please do not hesitate to contact me with any questions.




Raphael Guzman, Assistant Superintendent - Business Services / Chief Business Official  
Inglewood Unified School District

CC:

Dr. James Morris, County Administrator  
Inglewood Unified School District

Jordan Miles, Executive Director – Facilities & Construction  
Inglewood Unified School District

# Lamont Elementary School District



7915 Burgundy Ave., Lamont, CA 93241  
Tel: (661) 845-0751 Fax: (661) 219-7667

March 26, 2026

Ms. Lindsey Walden  
Project Manager, Program Services  
Office of Public School Construction  
Ziggurat Building  
707 3<sup>rd</sup> Street  
West Sacramento, CA 95605

**SUBJECT: Lamont Elementary School District  
California Preschool Transitional Kindergarten and Full Day  
Kindergarten Facilities Grant Program Project 70/63560-00-005  
Request for Additional Time on Fund Release Requirements**


Dear Ms. Walden:

The Lamont Elementary School District is requesting an extension until June 1, 2026, to submit the Fund Release documents for the CPTKFDKFGP Project 70/63560-00-005 at Alicante Avenue Elementary School. The project was approved and received an Advance Design Apportionment at the September 27, 2023, State Allocation Board Meeting. The District's Fund Release document deadline is April 1, 2026.

After the initial CPTKFDKFGP approval for the Alicante project, there were staff changes that delayed the design of the project. Shortly after it was determined the Alicante CPTKFDKFGP Project could still be moved forward and the design process was initiated, the District experienced staff changes at the leadership level, further delaying the planning process. As a small school district, these staff changes significantly impacted the project planning.

The District has made significant progress towards the fund release requirements. DSA Approval was granted on February 24, 2026 and the District is currently in the process of obtaining final CDE approval. Construction of all four modular buildings began in February, with delivery expected in June. The District has run into issues with relocation of the existing electrical switchgear, which currently provides power to several active campus buildings. To avoid disruption to ongoing classroom operations while students remain on site, the District and project team needed to evaluate and develop a solution that would avoid disruption of service during class time. This process required additional coordination, engineering, and review time, which resulted in a delay to the bid opening

# Lamont Elementary School District



7915 Burgundy Ave., Lamont, CA 93241  
Tel: (661) 845-0751 Fax: (661) 219-7667

and final award of the site work contracts. The District has now identified a viable solution and the project is prepared to proceed without further delay.

The project will be completed by the final deadline of September 27, 2026.

Given the above concerns, the District is requesting an extension to the Fund Release Documents until June 1, 2026.

Please do not hesitate to call with any questions.

Sincerely,

*Brandy Charles*

*Electronically signed*

Brandy Charles  
Superintendent  
District Representative

# South Fork Union School District

5225 Kelso Valley Road  
Weldon, California 93283  
Phone: (760) 378-4000 FAX: (760) 378-3046  
Richard Rhodes Ed.D, Principal/Superintendent <http://www.southforkschool.org>

March 24, 2026

Frank Schneegas, Project Manager  
Kern County  
Office of Public School Construction  
Ziggurat Building  
707 3rd Street  
West Sacramento, CA 95605

From: Richard Rhodes, Ed.D  
Superintendent/Principal  
South Fork Union Elementary School District  
5225 Kelso Valley Road  
Weldon, CA 93283  
Cell or text 352-661-4896

South Fork Union Elementary School District is requesting an extension to June 30, 2026 to submit the fund release documents for the California Preschool, Transitional Kindergarten and Full-Day Kindergarten Facilities Grant Program. Retrofit apportionment on September 27, 2023 for application number 71/63784-00-001. The District's current extension for the fund release document is March 30, 2026.

The District is a Small School District with two sites and one Administrator who was hired July 1, 2023. The District qualifies as a Financial Hardship District. As such resources are more challenging than for a larger District, yet the District has remained diligent in attempting to move the project forward.

The South Fork Union Elementary School District had a previously hired Architectural Firm during the time period of September 27, 2023 and June 28, 2024. The two projects the Architectural Firm were working on at the time were a Shade covered area and DSA certification of a building. The project costs had increased substantially from the planning proposal and became unaffordable. The projects were stopped and the District sought a new Architectural firm.

An RFQ for qualified professionals was submitted June 28, 2024. South Fork Union Elementary School District interviewed and selected a firm September 12, 2024. South Fork Union Elementary School District signed a contract for services October 25, 2024. The TK/Preschool project design proposal was accepted on January 10, 2025 from PBK Architects.

## ATTACHMENT B

The DSA submittal was on April 21, 2025 and we expected a 3-week turnaround with DSA comments. We expect to go out to bid immediately on approval. We had requested CDE to expedite the review process to submit the fund release before the standard 90-day review timeline.

August 25, 2025 the plans were uploaded to the CDE Box and the project was under review.

August 25, 2025 the lead architect Michael Shepherd had left the firm PBK Architects. The District had to wait for a reassignment from the firm which was not until September 25, 2025.

September 25, 2025 CDE made a comment about the library being removed in the scope of work which raised a red flag. There is currently only one library on campus and there were no plans to build a new one. This prompted the District to collaborate with the architect to change the design of the project.

October 9, 2025 the District, Schoolworks, and PBK had a meeting to create a new design which still captures the full funding amount from the retrofit application without removing any core facilities. Currently the District is simultaneously working on other projects to meet the needs of the students and staff which created an additional obstacle. The site has limited buildings and space that could be retrofitted for both classrooms.

November 19, 2025 the District and Architect have agreed to a design for the project which will include both classrooms without the removal of core facilities. The drawings are expected to be ready for DSA and CDE review by November 24<sup>th</sup>. The drawings will be sent to CDE for preliminary review to avoid having the plans sent back and delay the project further.

December 9, 2025 the project required updates due to usage and budget concerns.

January 23, 2026 the preliminary drawings were uploaded to the CDE Box for review.

February 13, 2026 the District had a meeting with CDE to discuss the scope of work and Title 5 regulations for kindergarten classrooms. CDE requested revisions to the drawings and PBK worked on the revisions. February 25, 2026 the updated drawings were submitted. CDE came back with an assessment of the review on March 10<sup>th</sup> and requested interior elevation drawings. The drawings were also submitted to DSA for final approval.

March 20, 2026 the drawings received CDE approval.

## ATTACHMENT B

We fully commit to move forward with this project and will submit all documentation to comply with the necessary apportionment requirements once we have received the DSA plan approvals. We respectfully request a 90-day extension to June 30, 2026.

Respectfully,



Richard Rhodes, Ed.D  
Superintendent/Principal

## UNUSED SITES

### EXHIBIT/APPL. NO. 92/65961-00-000

Alisal Union School District – Monterey County

### PURPOSE OF REPORT

To present the District's request for the State Allocation Board (Board) to grant a refund of the 2024/25 Fiscal Year unused site assessment fee.

### DESCRIPTION

The District was assessed an unused site fee of \$148,818 for the 2024/25 Fiscal Year at the December 3, 2025 Board meeting, and is being deducted from the District's State School Fund Apportionment during the months of February through May in 2026. The District recently submitted documentation indicating that they are leasing the sites for one half of the fiscal year. Therefore, the District is eligible for a refund for the unused site assessment fee withheld for the 2024/25 Fiscal Year.

<u>Site</u>	<u>Year</u>	<u>Annual Payment</u>	<u>Recommendation</u>
New Elementary #12	2024/25	\$90,954	Refund
New Elementary #14 (Matsui)	2024/25	\$57,864	Refund

### AUTHORITY

Pursuant to Education Code (EC) Section 17219(f), nonuse payments shall not be required for any year with respect to a school site that was leased at least one-half of the days in that year in a manner that subjected the site to property taxes equal to the taxes that would have been paid if the site had been sold.

### BACKGROUND

As required by law, all school districts are required to report any unused school sites to the Board annually. The school districts self-certify requests for waivers and reduction of fees based on certain criteria outlined in EC Section 17219. EC Section 17219(e) allows for districts to receive a waiver if the site is leased for at least one-half the fiscal year. The District recently submitted documentation certifying that the sites are being leased for at least one-half of the fiscal year.

### STAFF ANALYSIS/STATEMENTS

The District has provided documentation to support its request.

### RECOMMENDATION

Approve the District's request for a refund of the 2024/25 Fiscal Year unused site assessment fee in the amount of \$148,818 and notify the State Controller's Office to refund the Annual Payment.

## UNUSED SITES

### EXHIBIT/APPL. NO. 92/69518-00-000

Los Altos Elementary School District – Santa Clara County

### PURPOSE OF REPORT

To present the District's request for the State Allocation Board (Board) to grant a refund of the 2024/25 Fiscal Year unused site assessment fee.

### DESCRIPTION

The District was assessed an unused site fee of \$17,235 for the 2024/25 Fiscal Year at the December 3, 2025 Board meeting, and is being deducted from the District's State School Fund Apportionment during the months of February through May 2026. The District recently submitted documentation indicating that they have sold the site. Therefore, the District is eligible for a refund for the unused site assessment fee withheld for the 2024/25 Fiscal Year.

<u>Site</u>	<u>Year</u>	<u>Annual Payment</u>	<u>Recommendation</u>
Eastbrook	2024/25	\$17,235	Refund

### AUTHORITY

Pursuant to Education Code (EC) Section 17223(a), "Whenever a school district has either begun to use an unused site or has sold that site within two years of the date the Controller, pursuant to Section 17222, has deducted a certified nonuse payment from the district's State School Fund apportionment, the State Allocation Board shall certify that fact to the Controller. The Controller shall then cease to withhold any additional payments and shall return to the district from the State School Site Utilization Fund the payments, without interest, which had been withheld for the particular site during the prior fiscal year ..."

### BACKGROUND

As required by law, all school districts are required to report any unused school sites to the Board annually. The school districts self-certify requests for waivers and reduction of fees based on certain criteria outlined in EC Section 17219. EC Section 17223(a) allows for districts to receive a refund for sites that a district has begun to use or has sold during the previous fiscal year. The District recently submitted documentation certifying that the site has been sold.

### STAFF ANALYSIS/STATEMENTS

The District has provided documentation to support its request.

### RECOMMENDATION

Approve the District's request for a refund of the 2024/25 Fiscal Year unused site assessment fee in the amount of \$17,235 and notify the State Controller's Office to refund the Annual Payment.

## UNUSED SITES

### EXHIBIT/APPL. NO. 92/69575-00-000

Moreland Elementary School District – Santa Clara County

### PURPOSE OF REPORT

To present the District's request for the State Allocation Board (Board) to grant a refund of the 2024/25 Fiscal Year unused site assessment fee.

### DESCRIPTION

The District was assessed an unused site fee of \$192,739 for the 2024/25 Fiscal Year at the December 3, 2025 Board meeting, and is being deducted from the District's State School Fund Apportionment during the months of February through May in 2026. The District recently submitted documentation indicating that they are leasing the sites for one half of the fiscal year. Therefore, the District is eligible for a refund for the unused site assessment fee withheld for the 2024/25 Fiscal Year.

<u>Site</u>	<u>Year</u>	<u>Annual Payment</u>	<u>Recommendation</u>
Coventry	2024/25	\$68,918	Refund
Easterbrook Elementary	2024/25	\$2,491	Refund
Amber Drive	2024/25	\$49,416	Refund
Phelan	2024/25	\$40,828	Refund
Strawberry Park	2024/25	\$31,086	Refund

### AUTHORITY

Pursuant to Education Code (EC) Section 17219(f), nonuse payments shall not be required for any year with respect to a school site that was leased at least one-half of the days in that year in a manner that subjected the site to property taxes equal to the taxes that would have been paid if the site had been sold.

### BACKGROUND

As required by law, all school districts are required to report any unused school sites to the Board annually. The school districts self-certify requests for waivers and reduction of fees based on certain criteria outlined in EC Section 17219. EC Section 17219(e) allows for districts to receive a waiver if the site is leased for at least one-half the fiscal year. The District recently submitted documentation certifying that the sites are being leased for at least one-half of the fiscal year.

### STAFF ANALYSIS/STATEMENTS

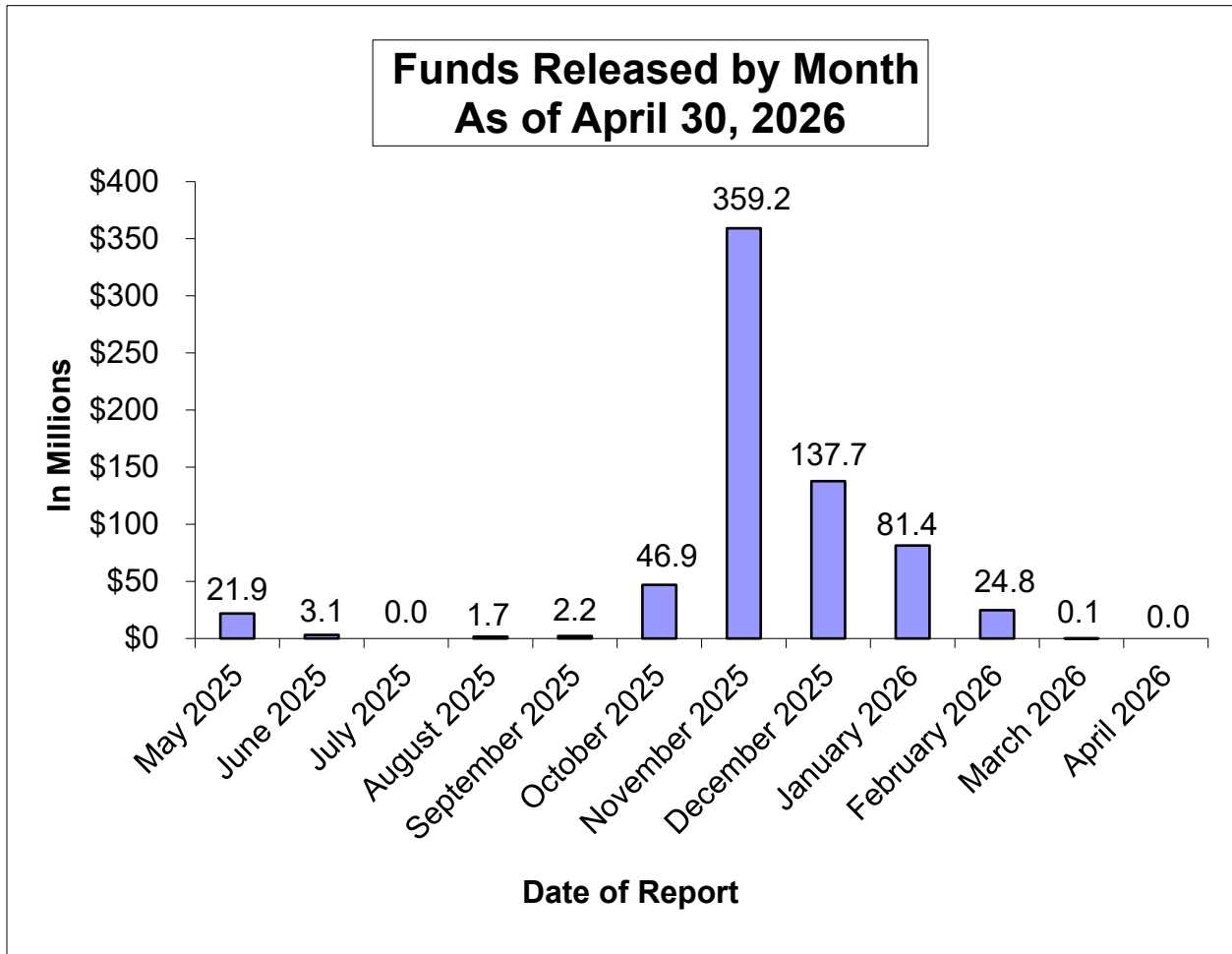
The District has provided documentation to support its request.

### RECOMMENDATION

Approve the District's request for a refund of the 2024/25 Fiscal Year unused site assessment fee in the amount of \$192,739 and notify the State Controller's Office to refund the Annual Payment.

# Financial Reports

## SCHOOL FACILITY PROGRAM STATUS OF FUND RELEASES



**SCHOOL FACILITY PROGRAM**  
Available Funds (in Millions) As of May 20, 2026

Prop. 2 - \$8.5 Billion - November 2024									
Program	Original Bond Allocation	Remaining Bond Authority as of April 29, 2026	Estimated Approvals for May 20, 2026	Special Items/PIF	Remaining Bond Authority as of May 20, 2026 (excludes Unfunded Approvals)	Accumulated Unfunded Approvals as of April 29, 2026	Estimated Unfunded Approvals for May 20, 2026	Special Items/PIF	Remaining Bond Authority as of May 20, 2026 (includes Unfunded Approvals)
<b>New Construction</b>	\$2,970.0	\$2,447.8			\$2,447.8	-\$142.9	-\$83.6		\$2,221.3
<i>Small School District</i>	330.0	330.0			330.0				330.0
<b>Modernization</b>	3,485.0	2,605.2			2,605.2	-340.6	-41.0		2,223.6
<i>Small School District</i>	400.0	400.0			400.0				400.0
<i>Lead in Water Remediation</i>	115.0	115.0			115.0				115.0
<b>Career Technical Education</b>	600.0	594.3			594.3				594.3
<b>Charter School</b>	600.0	594.3			594.3				594.3
<b>SUBTOTAL</b>	<b>\$8,500.0</b>	<b>\$7,086.6</b>	<b>\$0.0</b>	<b>\$0.0</b>	<b>\$7,086.6<sup>A</sup></b>	<b>-\$483.5</b>	<b>-\$124.6</b>	<b>\$0.0</b>	<b>\$6,478.5</b>
AB 181 - Leroy F. Greene School Facilities Act of 1998									
Program	Original Bond Allocation	Remaining Bond Authority as of April 29, 2026	Estimated Approvals for May 20, 2026	Special Items/PIF	Remaining Bond Authority as of May 20, 2026 (excludes Unfunded Approvals)	Accumulated Unfunded Approvals as of April 29, 2026	Estimated Unfunded Approvals for May 20, 2026	Special Items/PIF	Remaining Bond Authority as of May 20, 2026 (includes Unfunded Approvals)
General Fund FY 22/23	\$1,300.0	\$0.8			\$0.8				\$0.8 <sup>B</sup>
General Fund FY 23/24	1,960.5	0.0			0.0				0.0 <sup>B</sup>
<b>SUBTOTAL</b>	<b>\$3,260.5</b>	<b>\$0.8</b>	<b>\$0.0</b>	<b>\$0.0</b>	<b>\$0.8<sup>A</sup></b>	<b>\$0.0</b>	<b>\$0.0</b>	<b>\$0.0</b>	<b>\$0.8</b>
Prop. 51 - \$7 Billion - November 2016; General Fund - \$250 million - 2021/2022									
Program	Original Bond Allocation <sup>A</sup>	Remaining Bond Authority as of April 29, 2026	Estimated Approvals for May 20, 2026	Special Items/PIF	Remaining Bond Authority as of May 20, 2026 (excludes Unfunded Approvals)	Accumulated Unfunded Approvals as of April 29, 2026	Estimated Unfunded Approvals for May 20, 2026	Special Items/PIF	Remaining Bond Authority as of May 20, 2026 (includes Unfunded Approvals)
<b>New Construction</b>	\$3,000.0	\$2.6	\$0.2		\$2.8	-\$2.6			\$0.2
<b>Modernization</b>	3,000.0	5.2			5.2	-5.1			0.1 <sup>B</sup>
<b>Career Technical Education</b>	500.0	12.0			12.0				12.0
<b>Charter School</b>	500.0	75.4			75.4	-62.0	\$1.7		15.1 <sup>B</sup>
<b>General Fund FY 21/22</b>	250.0	1.0			1.0				1.0 <sup>B</sup>
<b>SUBTOTAL</b>	<b>\$7,250.0</b>	<b>\$96.2</b>	<b>\$0.2</b>	<b>\$0.0</b>	<b>\$96.4<sup>A</sup></b>	<b>-\$69.7</b>	<b>\$1.7</b>	<b>\$0.0</b>	<b>\$28.4</b>
<b>TOTAL PAGE 1</b>	<b>19,010.5</b>	<b>7,183.6</b>	<b>0.2</b>	<b>0.0</b>	<b>7,183.8<sup>A</sup></b>	<b>-\$553.2</b>	<b>-122.9</b>	<b>0.0</b>	<b>6,507.7</b>

A. Balance of bonding authority excludes unfunded approvals.

B. Total authority is not available at this time due to outstanding accounts receivable. General Fund FY 22/23 \$1,248 and General Fund FY 23/24 \$12,832, Proposition 51 \$15,488 for Modernization and \$1,022,824 for General Fund FY 21/22.

**SCHOOL FACILITY PROGRAM**  
Available Funds (in Millions) As of May 20, 2026

Prop. 1D - \$7.3 Billion - November 2006									
Program	Original Bond Allocation A	Remaining Bond Authority as of April 29, 2026	Estimated Approvals for May 20, 2026	Special Items/PIF	Remaining Bond Authority as of May 20, 2026 (excludes Unfunded Approvals)	Accumulated Unfunded Approvals as of April 29, 2026	Estimated Unfunded Approvals for May 20, 2026	Special Items/PIF	Remaining Bond Authority as of May 20, 2026 (includes Unfunded Approvals)
New Construction	\$1,900.0	\$0.0			\$0.0				\$0.0
Seismic Repair		0.1			0.1				0.1
Modernization	3,300.0	0.0			0.0				0.0
Career Technical Education	500.0	0.1			0.1				0.1
High Performance Schools	100.0	0.0			0.0				0.0
Overcrowding Relief	1,000.0	6.4			6.4				6.4
Charter School	500.0	59.8			59.8	-\$44.7	\$1.7		16.8
Joint Use	57.5 <sup>B</sup>	0.0			0.0				0.0
<b>SUBTOTAL</b>	<b>\$7,357.5</b>	<b>\$66.4</b>	<b>\$0.0</b>	<b>\$0.0</b>	<b>\$66.4<sup>A</sup></b>	<b>-\$44.7</b>	<b>\$1.7</b>	<b>\$0.0</b>	<b>\$23.4</b>
Prop. 55 - \$10 Billion - March 2004									
Program	Original Bond Allocation A	Remaining Bond Authority as of April 29, 2026	Estimated Approvals for May 20, 2026	Special Items/PIF	Remaining Bond Authority as of May 20, 2026 (excludes Unfunded Approvals)	Accumulated Unfunded Approvals as of April 29, 2026	Estimated Unfunded Approvals for May 20, 2026	Special Items/PIF	Remaining Bond Authority as of May 20, 2026 (includes Unfunded Approvals)
New Construction	\$4,965.8 <sup>C,D</sup>	\$0.2			\$0.2	-\$0.2			\$0.0
Modernization	2,250.0	0.0			0.0				0.0
Critically Overcrowded Schools	2,440.0	0.0			0.0				0.0
Charter School	300.0	21.0			21.0	-15.2			5.8
Joint Use	66.7 <sup>E</sup>	0.0			0.0				0.0
<b>SUBTOTAL</b>	<b>\$10,022.5</b>	<b>\$21.2</b>	<b>\$0.0</b>	<b>\$0.0</b>	<b>\$21.2<sup>A</sup></b>	<b>-\$15.4</b>	<b>\$0.0</b>	<b>\$0.0</b>	<b>\$5.8</b>
Prop. 47 - \$11.4 Billion - November 2002									
Program	Original Bond Allocation	Remaining Bond Authority as of April 29, 2026	Estimated Approvals for May 20, 2026	Special Items/PIF	Remaining Bond Authority as of May 20, 2026 (excludes Unfunded Approvals)	Accumulated Unfunded Approvals as of April 29, 2026	Estimated Unfunded Approvals for May 20, 2026	Special Items/PIF	Remaining Bond Authority as of May 20, 2026 (includes Unfunded Approvals)
New Construction	\$6,250.0	\$0.0			\$0.0				\$0.0
Modernization	3,300.0	0.0			0.0				0.0
Critically Overcrowded Schools	1,700.0	0.0			0.0				0.0
Charter School	100.0	3.9			3.9	-\$0.9			3.0
Joint Use	50.0	0.0			0.0				0.0
<b>SUBTOTAL</b>	<b>\$11,400.0</b>	<b>\$3.9</b>	<b>\$0.0</b>	<b>\$0.0</b>	<b>\$3.9<sup>A</sup></b>	<b>-\$0.9</b>	<b>\$0.0</b>	<b>\$0.0</b>	<b>\$3.0</b>
<b>TOTAL PAGE 2</b>	<b>28,780.0</b>	<b>91.5</b>	<b>0.0</b>	<b>0.0</b>	<b>91.5<sup>A</sup></b>	<b>-61.0</b>	<b>1.7</b>	<b>0.0</b>	<b>32.2</b>

A. Balance of Bonding Authority Excludes Unfunded Approvals.

B. The original bond allocation of \$29 million augmented by \$21 million from Prior Bond Funds to Joint Use at the 06/27/07 SAB meeting and \$7.5 million at the 7/23/08 SAB meeting pursuant to Assembly Bill 127, Chapter 35, Statutes of 2006 (Perata/Nunez).

C. The original bond allocation of \$4,960,000,000 augmented by \$5,831,911 from Prior Bonds at the 10/6/2010 SAB meeting.

D. It includes the transfer of Critically Overcrowded School Facilities Program Funds to New Construction (transfers in Prop. 55 includes: \$268.8 million approved at the 1/25/2006 SAB meeting, \$318.3 million approved at the 9/23/2009 SAB meeting, \$225 million approved at the 8/4/2010 SAB meeting, \$211.7 million approved at the 12/15/2010 SAB meeting, \$145 million at the 4/25/2012 SAB meeting, \$30.4 million after the 3/20/2013 SAB meeting, and \$32,297 after the 3/26/2014 SAB meeting per SFP Regulation Sections 1859.154 (c)).

E. Original bond allocation of \$50,000,000 augmented by \$15,547,233 from the State School Building Aid Fund at the 2/28/2007 SAB meeting and by \$1,232,224 from Prior Bonds at the 10/6/2010 SAB meeting.

F. Total authority is not available at this time due to outstanding accounts receivable. Proposition 1D \$90,943 for Charter School, Proposition 55 \$750 for New Construction

**SCHOOL FACILITY PROGRAM**  
Available Funds (in Millions) As of May 20, 2026

Prop. 1A - \$6.7 Billion - November 1998									
Program	Original Bond Allocation	Remaining Bond Authority as of April 29, 2026	Estimated Approvals for May 20, 2026	Special Items/PIF	Remaining Bond Authority as of May 20, 2026 (excludes Unfunded Approvals)	Accumulated Unfunded Approvals as of April 29, 2026	Estimated Unfunded Approvals for May 20, 2026	Special Items/PIF	Remaining Bond Authority as of May 20, 2026 (includes Unfunded Approvals)
New Construction	\$2,900.0	\$0.0			\$0.0				\$0.0
Modernization	2,100.0	0.0			0.0				0.0
Hardship	1,000.0	0.0			0.0				0.0
Class Size Reduction	700.0	0.0			0.0				0.0
<b>SUBTOTAL</b>	<b>\$6,700.0</b>	<b>\$0.0</b>	<b>\$0.0</b>	<b>\$0.0</b>	<b>\$0.0</b> <sup>A</sup>	<b>\$0.0</b>	<b>\$0.0</b>	<b>\$0.0</b>	<b>\$0.0</b>
<b>TOTAL PAGE 3</b>	<b>\$6,700.0</b>	<b>\$0.0</b>	<b>\$0.0</b>	<b>\$0.0</b>	<b>\$0.0</b>	<b>\$0.0</b>	<b>\$0.0</b>	<b>\$0.0</b>	<b>\$0.0</b>
<b>TOTAL PAGE 2</b>	<b>\$28,780.0</b>	<b>\$91.5</b>	<b>\$0.0</b>	<b>\$0.0</b>	<b>\$91.5</b>	<b>-\$61.0</b>	<b>\$1.7</b>	<b>\$0.0</b>	<b>\$32.2</b>
<b>TOTAL PAGE 1</b>	<b>\$19,010.5</b>	<b>\$7,183.6</b>	<b>\$0.2</b>	<b>\$0.0</b>	<b>\$7,183.8</b>	<b>-\$553.2</b>	<b>-\$122.9</b>	<b>\$0.0</b>	<b>\$6,507.7</b>
<b>GRAND TOTAL</b>	<b>\$54,490.5</b>	<b>\$7,275.1</b>	<b>\$0.2</b>	<b>\$0.0</b>	<b>\$7,275.3</b>	<b>-\$614.2</b>	<b>-\$121.2</b>	<b>\$0.0</b>	<b>\$6,539.9</b>

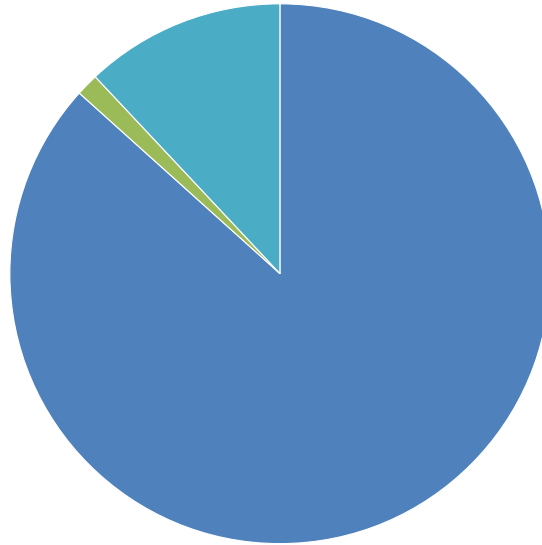
**California Preschool, Transitional and Full-Day Kindergarten Facilities Grant Program**

Program	Appropriation	Remaining Authority as of April 29, 2026	Estimated Approvals for May 20, 2026	Miscellaneous Adjustments for May 20, 2026	Remaining Authority as of May 20, 2026
Chapter 32, Statutes of 2018 (AB 1808) - Full-Day Kindergarten FY 18/19	\$97.2 <sup>B</sup>	\$0.0			\$0.0
Chapter 44, Statutes of 2021 (AB 130) California Preschool, Transitional and Full-Day Kindergarten FY 21-22	490.0	30.7			30.7
Chapter 52, Statutes of 2022 (AB 181) California Preschool, Transitional and Full-Day Kindergarten FY 22-23	100.0	3.4			3.4
<b>TOTAL</b>	<b>\$687.2</b>	<b>\$34.1</b>	<b>\$0.0</b>	<b>\$0.0</b>	<b>\$34.1</b>

A. Balance of Bonding Authority Excludes Unfunded Approvals.

B. Full-Day Kindergarten FY 18/19 Appropriation reduced by \$2.8 million for unallocated funds that were reverted back to the General Fund.

**AB 181, Proposition 2, 51, 1D, 55, 47, and 1A  
Bond Authority - \$54.491 billion  
(in millions of dollars)**



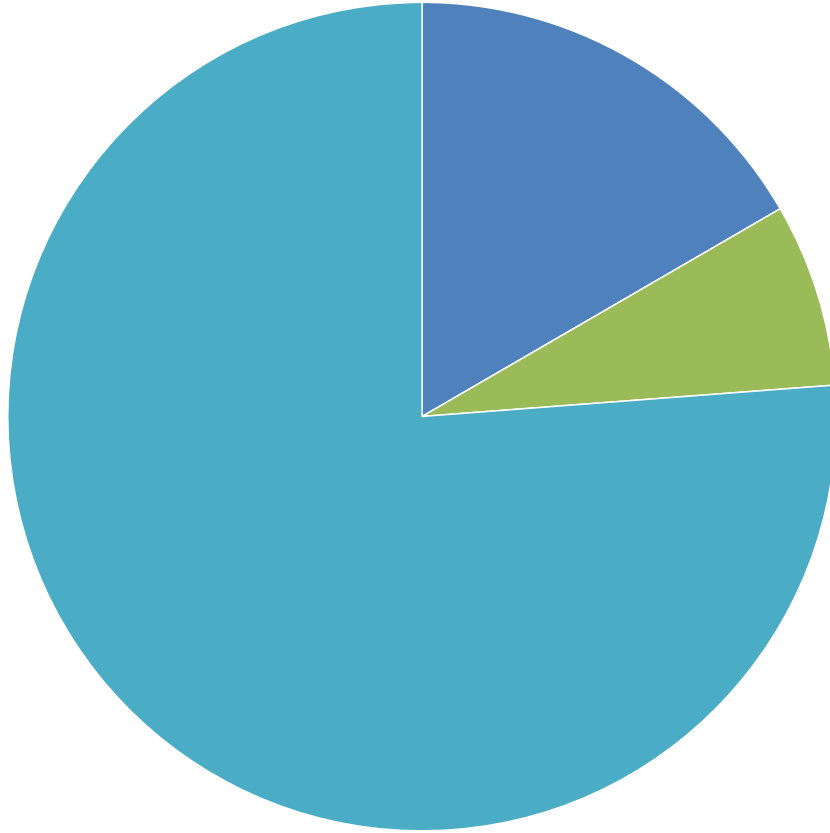
- AppORTioned\*\* \$47,215.2
- Unfunded Approvals \$735.4
- Remaining Bond Authority \$6,539.9

<b>AB 181, Proposition 2, 51, 1D, 55, 47, and 1A Totals</b>		
New Construction*	\$ 21,272.4	
<i>Seismic Repair</i>	\$ 199.4	
<i>NC Small School District</i>	\$ -	
Modernization	\$ 14,824.6	
<i>Mod Small School District</i>	\$ -	
<i>Lead in Water Remediation</i>	\$ -	
Hardship	\$ 1,000.0	
Class Size Reduction	\$ 700.0	
COS	\$ 2,203.1	
CTE	\$ 993.6	
HPI	\$ 100.0	
ORG	\$ 993.6	
Charter	\$ 1,245.6	
Joint Use	\$ 174.2	
General Fund FY 21/22	\$ 249.0	
General Fund FY 22/23	\$ 1,299.2	
General Fund FY 23/24	\$ 1,960.5	
<b>Apportioned**</b>	<b>\$ 47,215.2</b>	<b>86.6%</b>
New Construction	\$ 229.3	
<i>Seismic Repair</i>	\$ -	
<i>NC Small School District</i>	\$ -	
Modernization	\$ 386.7	
<i>Mod Small School District</i>	\$ -	
<i>Lead in Water Remediation</i>	\$ -	
Hardship	\$ -	
Class Size Reduction	\$ -	
COS	\$ -	
CTE	\$ -	
HPI	\$ -	
ORG	\$ -	
Charter	\$ 119.4	
Joint Use	\$ -	
General Fund FY 21/22	\$ -	
General Fund FY 22/23	\$ -	
General Fund FY 23/24	\$ -	
<b>Unfunded Approvals</b>	<b>\$ 735.4</b>	<b>1.3%</b>
New Construction	\$ 2,221.5	
<i>Seismic Repair</i>	\$ 0.1	
<i>NC Small School District</i>	\$ 330.0	
Modernization	\$ 2,223.7	
<i>Mod Small School District</i>	\$ 400.0	
<i>Lead in Water Remediation</i>	\$ 115.0	
Hardship	\$ -	
Class Size Reduction	\$ -	
COS	\$ -	
CTE	\$ 606.4	
HPI	\$ -	
ORG	\$ 6.4	
Charter	\$ 635.0	
Joint Use	\$ -	
General Fund FY 21/22	\$ 1.0	
General Fund FY 22/23	\$ 0.8	
General Fund FY 23/24	\$ -	
<b>Remaining Bond Authority</b>	<b>\$ 6,539.9</b>	<b>12.0%</b>
<b>Grand Total</b>	<b>\$ 54,491</b>	<b>100.0%</b>

\*Includes Energy Efficiency, Small High Schools, Seismic Repair, and the transfer of Critically Overcrowded School Facilities Program Funds to New Construction (\$700 million and \$68.1 million from Prop. 47; \$268.8 million, \$318.3 million, \$225 million, \$211.7 million, \$145 million, and \$30.4 million from Prop. 55). Also, Prop 55 includes \$5.8 million from the Lease Purchase Program on October 6, 2010.

\*\* Apportioned amount includes funding allocated for administrative costs of the program.

**Proposition 2  
Bond Authority - \$8.500 billion  
(in millions of dollars)**

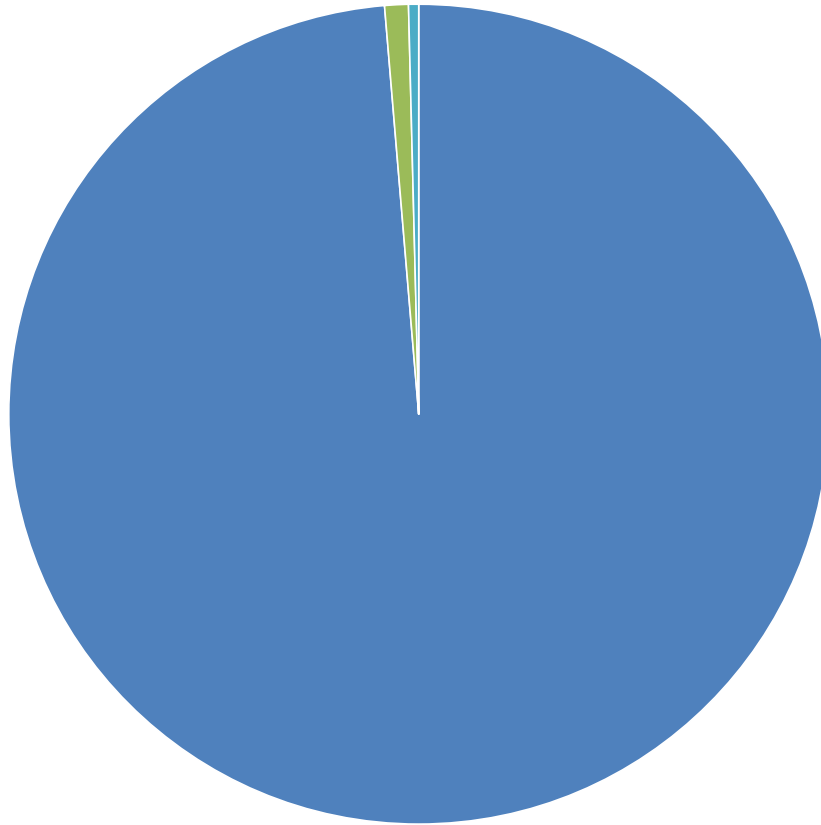


Proposition 2 Totals		
New Construction	\$	522.2
<i>Small School District</i>	\$	-
Modernization	\$	879.8
<i>Small School District</i>	\$	-
<i>Lead in Water Remediation</i>	\$	-
CTE	\$	5.7
Charter	\$	5.7
<b>Apportioned*</b>	<b>\$</b>	<b>1,413.4</b>
		<b>16.6%</b>
New Construction	\$	226.5
<i>Small School District</i>	\$	-
Modernization	\$	381.6
<i>Small School District</i>	\$	-
<i>Lead in Water Remediation</i>	\$	-
CTE	\$	-
Charter	\$	-
<b>Unfunded Approvals</b>	<b>\$</b>	<b>608.1</b>
		<b>7.2%</b>
New Construction	\$	2,221.3
<i>Small School District</i>	\$	330.0
Modernization	\$	2,223.6
<i>Small School District</i>	\$	400.0
<i>Lead in Water Remediation</i>	\$	115.0
CTE	\$	594.3
Charter	\$	594.3
<b>Remaining Bond Authority</b>	<b>\$</b>	<b>6,478.5</b>
		<b>76.2%</b>
<b>Grand Total</b>	<b>\$</b>	<b>8,500</b>
		<b>100.0%</b>

- Apportioned\* \$1,413.4
- Unfunded Approvals \$608.1
- Remaining Bond Authority \$6,478.5

\* Apportioned amount includes funding allocated for administrative costs of the program.

**Proposition 51  
Bond Authority - \$7.250 billion  
(in millions of dollars)**

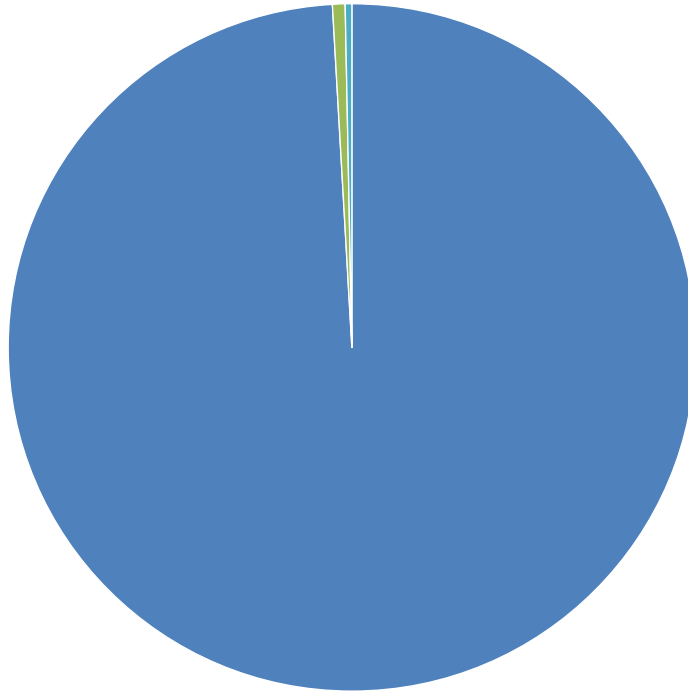


- AppORTIONED\* \$7,153.6
- Unfunded Approvals \$68.0
- Remaining Bond Authority \$28.4

Proposition 51 Totals		
New Construction	\$ 2,997.2	
Modernization	\$ 2,994.8	
CTE	\$ 488.0	
Charter	\$ 424.6	
General Fund FY 21/22	\$ 249.0	
<b>AppORTIONED*</b>	<b>\$ 7,153.6</b>	<b>98.7%</b>
New Construction	\$ 2.6	
Modernization	\$ 5.1	
CTE	\$ -	
Charter	\$ 60.3	
General Fund FY 21/22	\$ -	
<b>Unfunded Approvals</b>	<b>\$ 68.0</b>	<b>0.9%</b>
New Construction	\$ 0.2	
Modernization	\$ 0.1	
CTE	\$ 12.0	
Charter	\$ 15.1	
General Fund FY 21/22	\$ 1.0	
<b>Remaining Bond Authority</b>	<b>\$ 28.4</b>	<b>0.4%</b>
<b>Grand Total</b>	<b>\$ 7,250</b>	<b>100.0%</b>

\* AppORTIONED amount includes funding allocated for administrative costs of the program.

**Proposition 1D  
Bond Authority - \$7.358 billion  
(in millions of dollars)**

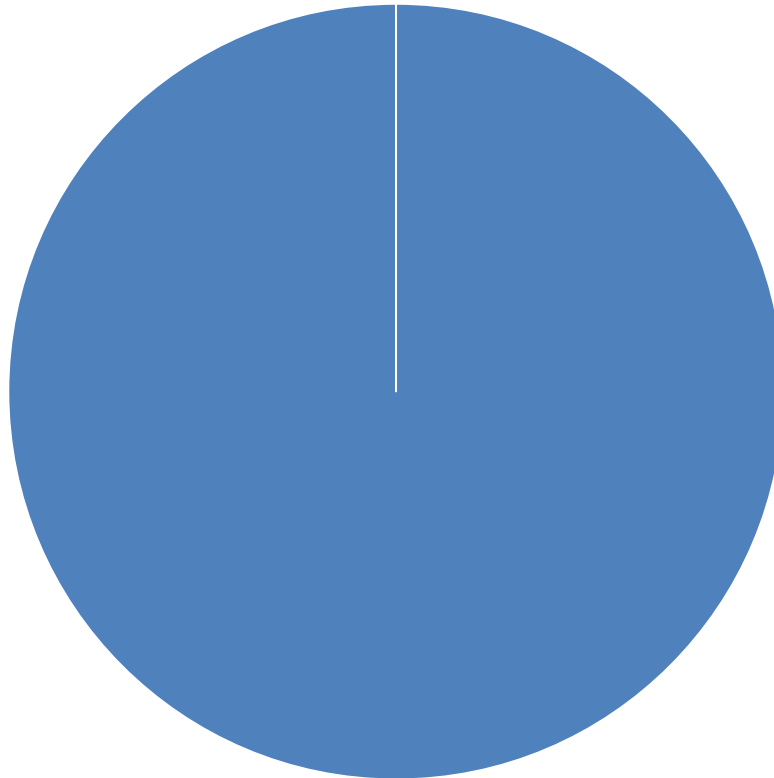


- AppORTIONED\* \$7,291.1
- Unfunded Approvals \$43.0
- Remaining Bond Authority \$23.4

\* AppORTIONED amount includes funding allocated for administrative costs of the program.

Proposition 1D Totals		
New Construction	\$ 1,700.5	
<i>Seismic Repair</i>	\$ 199.4	
Modernization	\$ 3,300.0	
CTE	\$ 499.9	
HPI	\$ 100.0	
ORG	\$ 993.6	
Charter	\$ 440.2	
Joint Use	\$ 57.5	
<b>Apportioned*</b>	<b>\$ 7,291.1</b>	<b>99.1%</b>
New Construction	\$ -	
<i>Seismic Repair</i>	\$ -	
Modernization	\$ -	
CTE	\$ -	
HPI	\$ -	
ORG	\$ -	
Charter	\$ 43.0	
Joint Use	\$ -	
<b>Unfunded Approvals</b>	<b>\$ 43.0</b>	<b>0.6%</b>
New Construction	\$ -	
<i>Seismic Repair</i>	\$ 0.1	
Modernization	\$ -	
CTE	\$ 0.1	
HPI	\$ -	
ORG	\$ 6.4	
Charter	\$ 16.8	
Joint Use	\$ -	
<b>Remaining Bond Authority</b>	<b>\$ 23.4</b>	<b>0.3%</b>
<b>Grand Total</b>	<b>\$ 7,358</b>	<b>100.0%</b>

**Proposition 55  
Bond Authority - \$10.023 billion  
(in millions of dollars)**

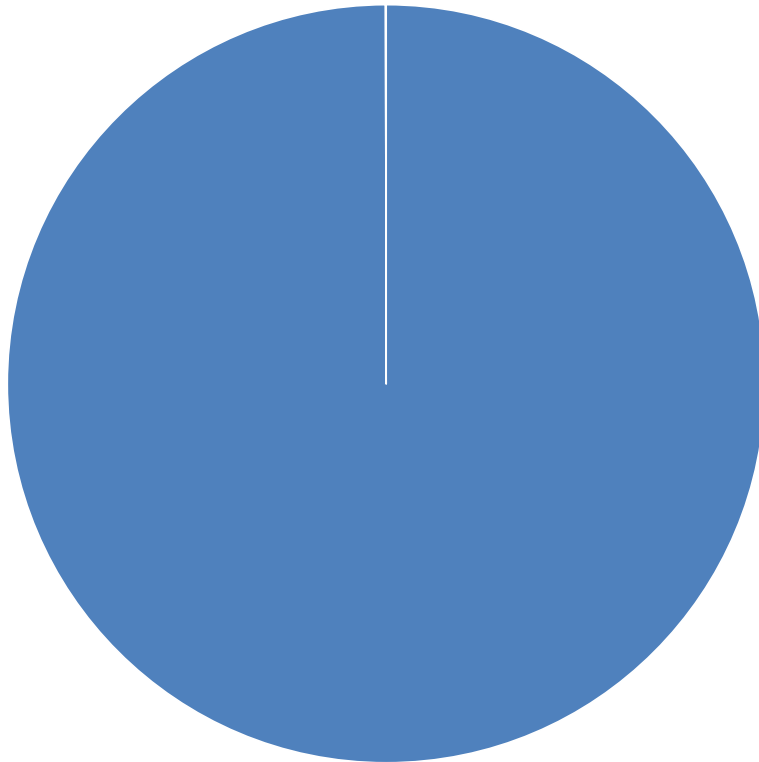


- AppORTIONED\* \$10,001.3
- Unfunded Approvals \$15.4
- Remaining Bond Authority \$5.8

\* AppORTIONED amount includes funding allocated for administrative costs of the program.

Proposition 55 Totals		
New Construction	\$ 6,134.4	
Modernization	\$ 2,250.0	
COS	\$ 1,271.2	
Charter	\$ 279.0	
Joint Use	\$ 66.7	
<b>AppORTIONED*</b>	<b>\$ 10,001.3</b>	<b>99.8%</b>
New Construction	\$ 0.2	
Modernization	\$ -	
COS	\$ -	
Charter	\$ 15.2	
Joint Use	\$ -	
<b>Unfunded Approvals</b>	<b>\$ 15.4</b>	<b>0.2%</b>
New Construction	\$ -	
Modernization	\$ -	
COS	\$ -	
Charter	\$ 5.8	
Joint Use	\$ -	
<b>Remaining Bond Authority</b>	<b>\$ 5.8</b>	<b>0.1%</b>
<b>Grand Total</b>	<b>\$ 10,023</b>	<b>100.0%</b>

**Proposition 47  
Bond Authority - \$11.400 billion  
(in millions of dollars )**



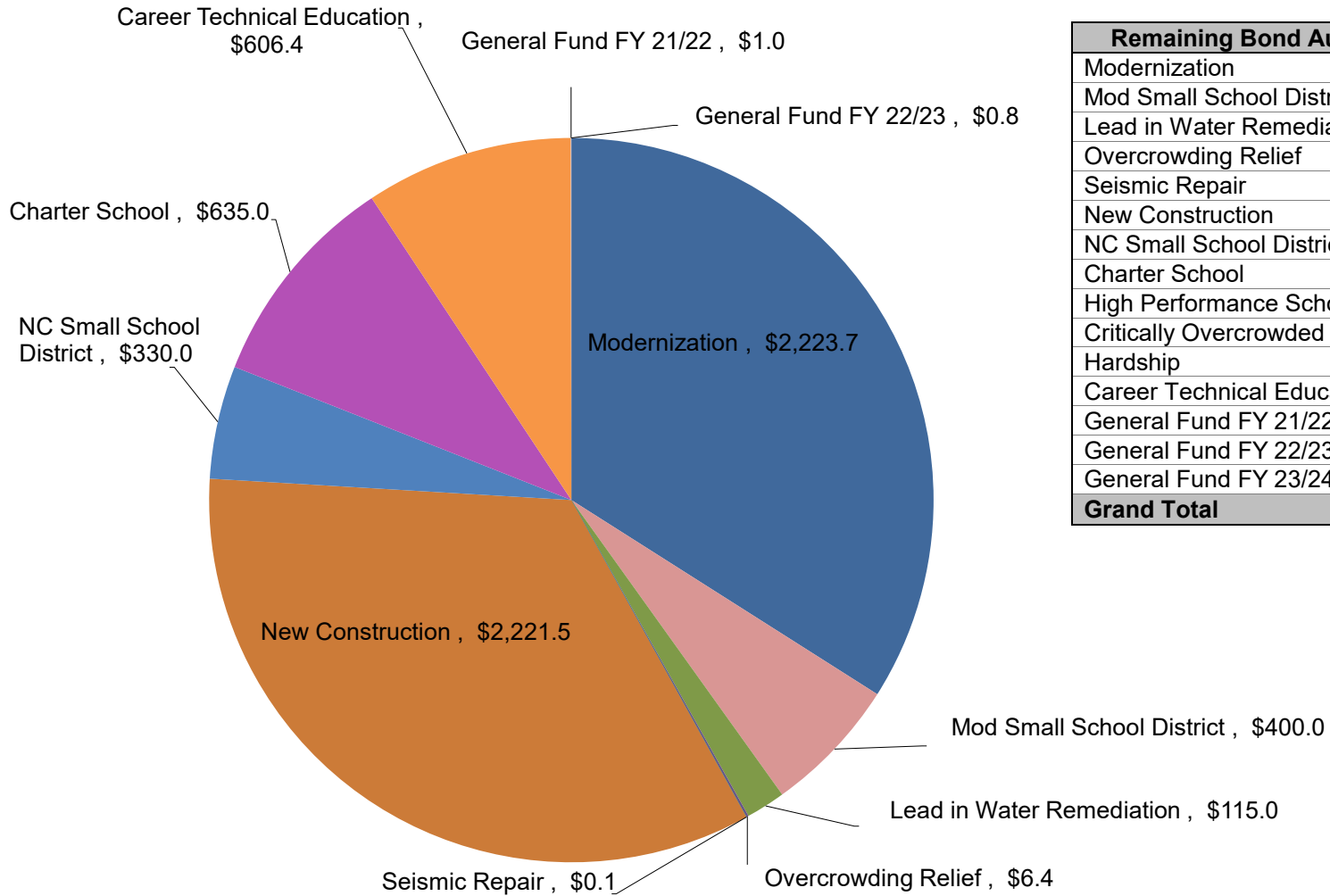
- AppORTIONED\* \$11,396.1
- Unfunded Approvals \$0.9
- Remaining Bond Authority \$3.0

\* AppORTIONED amount includes funding allocated for administrative costs of the program.

Proposition 47 Totals		
New Construction	\$ 7,018.1	
Modernization	\$ 3,300.0	
COS	\$ 931.9	
Charter	\$ 96.1	
Joint Use	\$ 50.0	
<b>AppORTIONED*</b>	<b>\$ 11,396.1</b>	<b>100.0%</b>
New Construction	\$ -	
Modernization	\$ -	
COS	\$ -	
Charter	\$ 0.9	
Joint Use	\$ -	
<b>Unfunded Approvals</b>	<b>\$ 0.9</b>	<b>0.0%</b>
New Construction	\$ -	
Modernization	\$ -	
COS	\$ -	
Charter	\$ 3.0	
Joint Use	\$ -	
<b>Remaining Bond Authority</b>	<b>\$ 3.0</b>	<b>0.0%</b>
<b>Grand Total</b>	<b>\$ 11,400</b>	<b>100.0%</b>

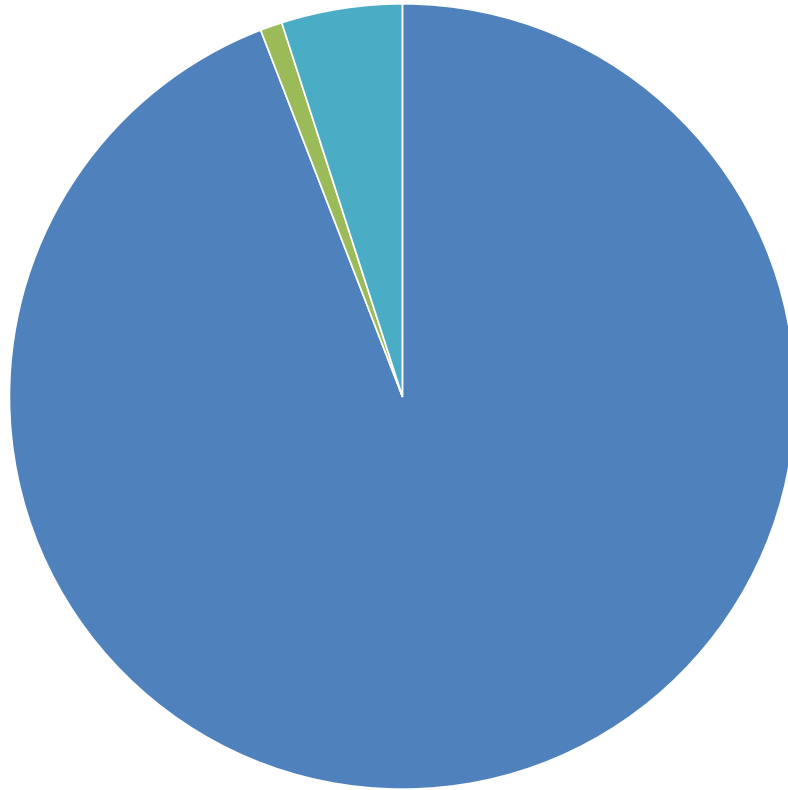
# Remaining Bond Authority - \$6,539.9 million

(by program, in millions)  
As of May 20, 2026 SAB



Remaining Bond Authority (in millions)	
Modernization	\$ 2,223.7
Mod Small School District	\$ 400.0
Lead in Water Remediation	\$ 115.0
Overcrowding Relief	\$ 6.4
Seismic Repair	\$ 0.1
New Construction	\$ 2,221.5
NC Small School District	\$ 330.0
Charter School	\$ 635.0
High Performance Schools	\$ -
Critically Overcrowded Schools	\$ -
Hardship	\$ -
Career Technical Education	\$ 606.4
General Fund FY 21/22	\$ 1.0
General Fund FY 22/23	\$ 0.8
General Fund FY 23/24	\$ -
<b>Grand Total</b>	<b>\$ 6,539.9</b>

**California Preschool, Transitional and Full-Day Kindergarten Facilities  
Grant Program - \$687.2 million  
(in millions of dollars )**

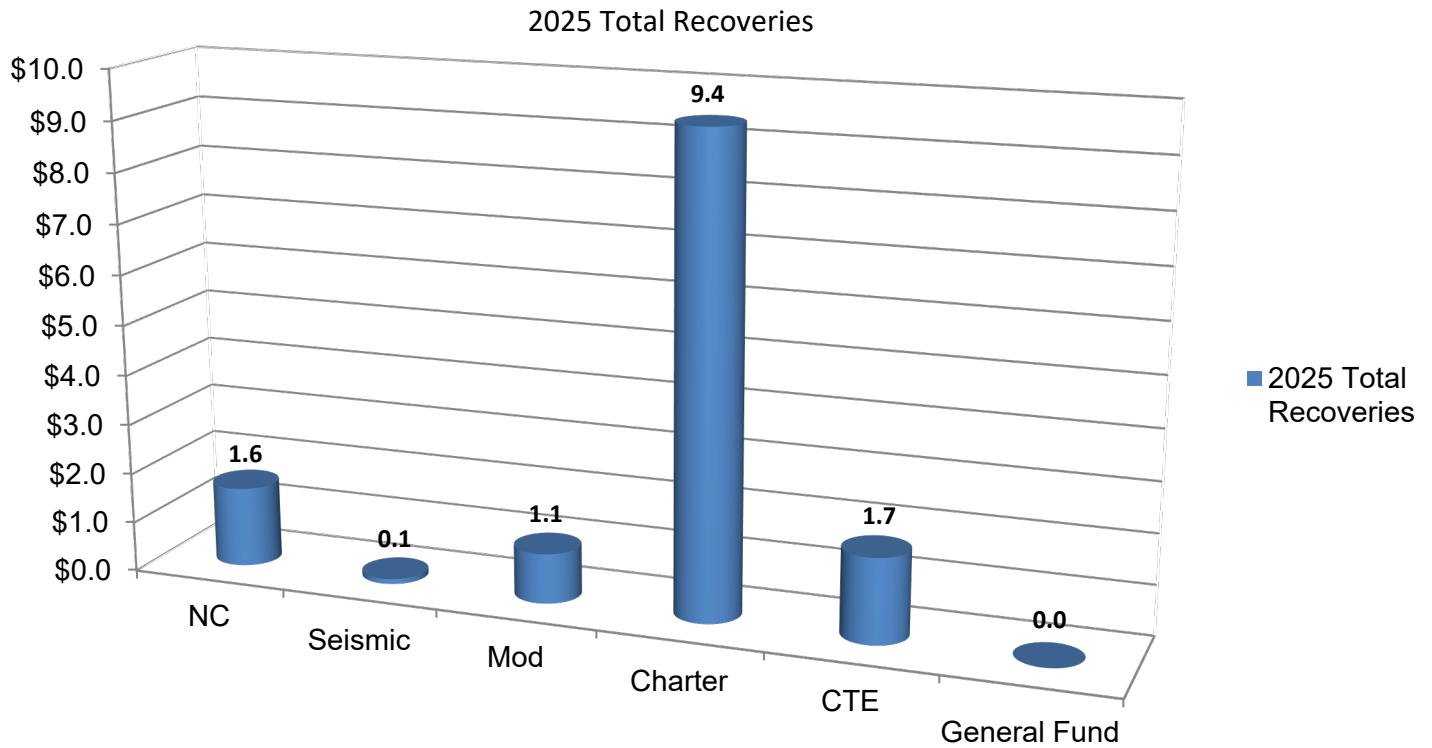


- AppORTioned \$646.8
- Administrative Costs \$6.3
- Remaining Authority \$34.1

California Preschool, Transitional and Full-Day Kindergarten Facilities Grant Program Totals		
FY 2018/2019	\$ 96.7	
FY 2021/2022	\$ 456.0	
FY 2022/2023	\$ 94.1	
<b>AppORTioned</b>	<b>\$ 646.8</b>	<b>94.1%</b>
FY 2018/2019	\$ 0.5	
FY 2021/2022	\$ 3.3	
FY 2022/2023	\$ 2.5	
<b>Administrative Costs</b>	<b>\$ 6.3</b>	<b>0.9%</b>
FY 2018/2019	\$ -	
FY 2021/2022	\$ 30.7	
FY 2022/2023	\$ 3.4	
<b>Remaining Authority</b>	<b>\$ 34.1</b>	<b>5.0%</b>
<b>Grand Total</b>	<b>\$ 687.2</b>	<b>100.0%</b>

# School Facility Program Fund Recoveries\* – 2025

(Totals represented in millions of dollars)



	2025 Totals**
<b>NC</b>	<b>\$1,562,379</b>
<b>Seismic</b>	<b>\$91,607</b>
<b>Modernization</b>	<b>\$1,082,110</b>
<b>Charter</b>	<b>\$9,390,107</b>
<b>CTE</b>	<b>\$1,712,589</b>
<b>General Fund</b>	<b>\$4,177</b>
<b>Total</b>	<b>\$13,842,969</b>

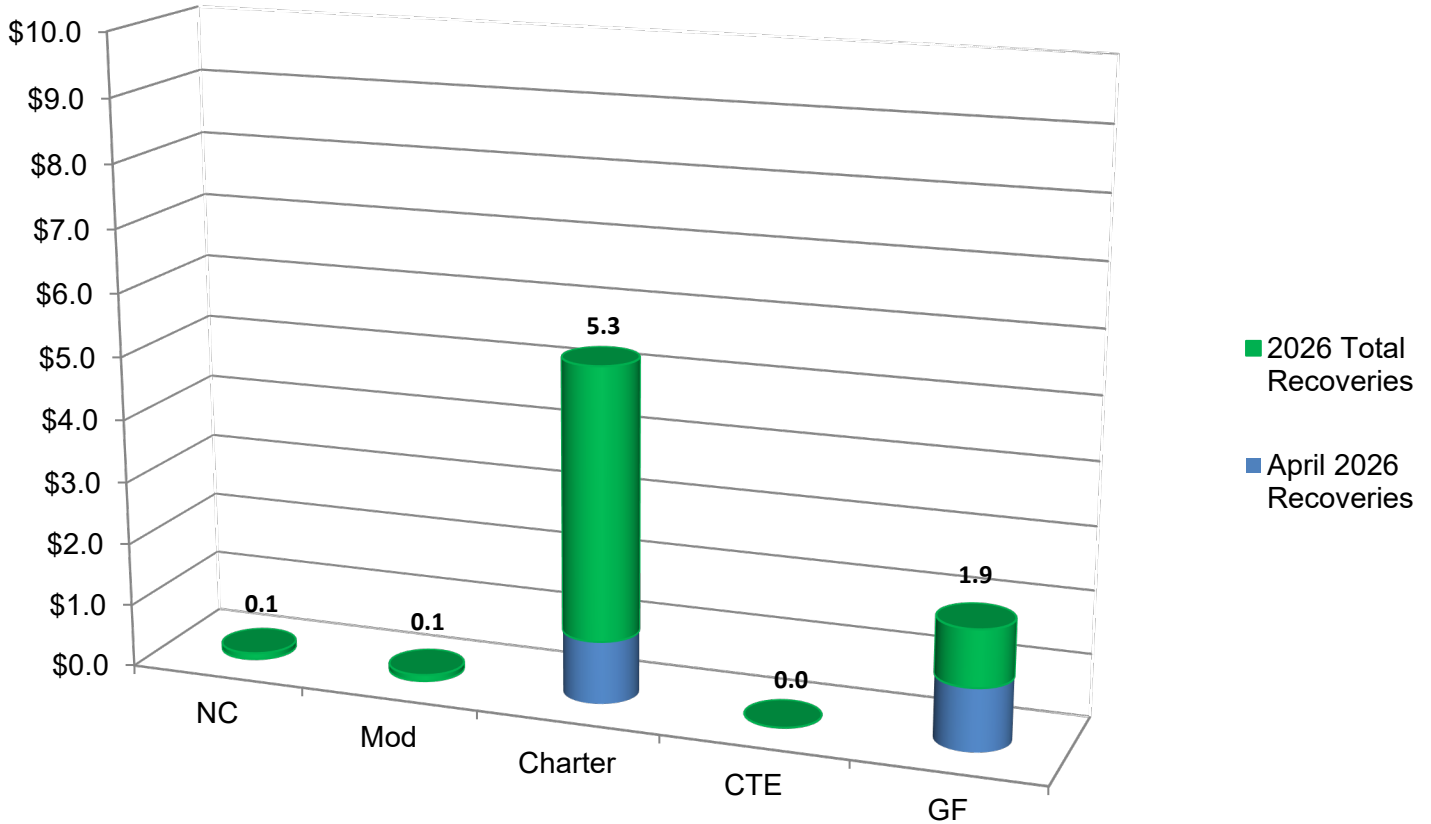
\*Includes bond proceeds returned (authority may not be available) to the program through reductions to cost incurred, close-outs, loan repayments, rescissions, and special education local plan area transfers.

\*\* 2025 Totals do not reflect any reallocation of authority. For current availability of bond authority, see Status of Funds.

# School Facility Program Fund Recoveries\*

## As of April 29, 2026

(Chart totals represented in millions of dollars)



(Amounts below are whole dollars)

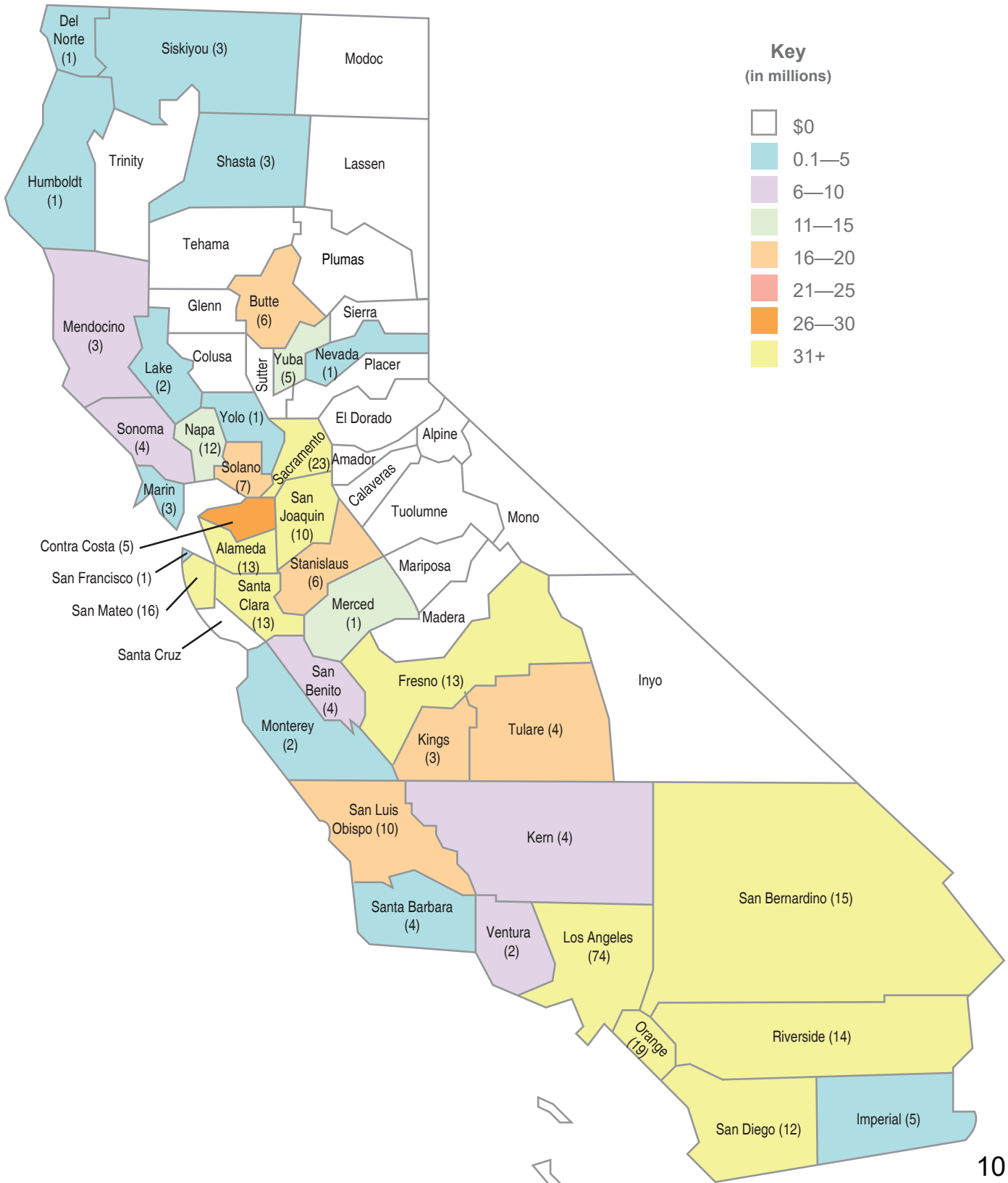
April 2026	1A	47	55	1D	51	General Fund	April Totals	2026 Totals**
NC	\$0	\$0	\$0	\$0	\$0	\$0	\$0	\$52,638
Modernization	\$0	\$0	\$0	\$0	\$15,488	\$0	\$15,488	\$103,072
Charter	\$0	\$169,484	\$185,725	\$275,259	\$355,884	\$0	\$986,352	\$5,315,411
CTE	\$0	\$0	\$0	\$0	\$0	\$0	\$0	\$0
General Fund	\$0	\$0	\$0	\$0	\$0	\$1,036,903	\$1,036,903	\$1,873,159
<b>Total</b>							<b>\$2,038,743</b>	<b>\$7,344,280</b>

\*Includes bond proceeds returned (authority may not be available) to the program through reductions to cost incurred, close-outs, loan repayments, rescissions, and special education local plan area transfers.

\*\* 2026 Totals do not reflect any reallocation of authority. For current availability of bond authority, see Status of Funds.

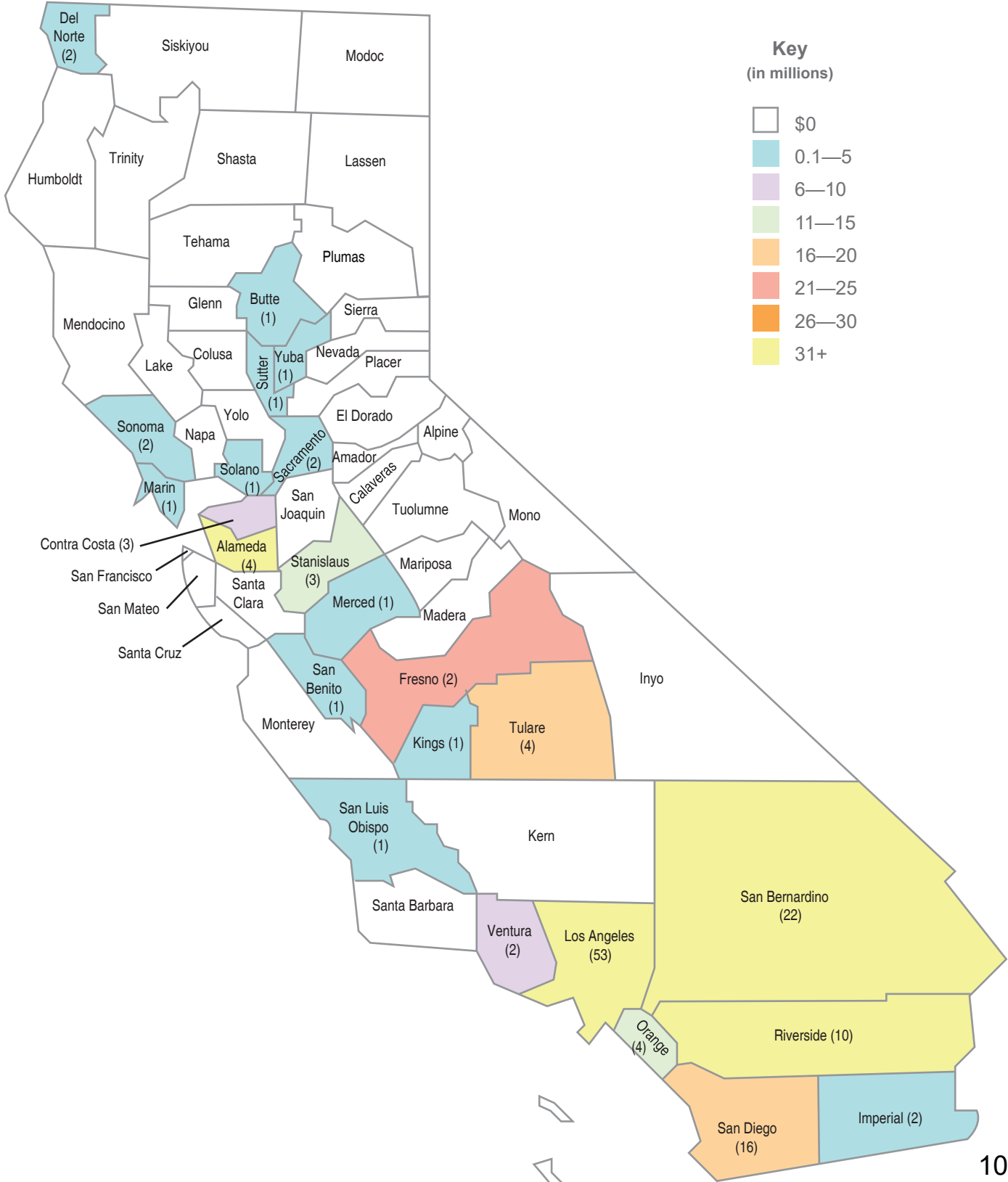
## School Facility Program Proposition 2 Apportionment by County

The graphic below displays the amount Apportioned (\$1.33 billion) for 325 School Facility Program projects from 135 school districts as of April 30, 2026. The data includes bond authority provided by Proposition 2.



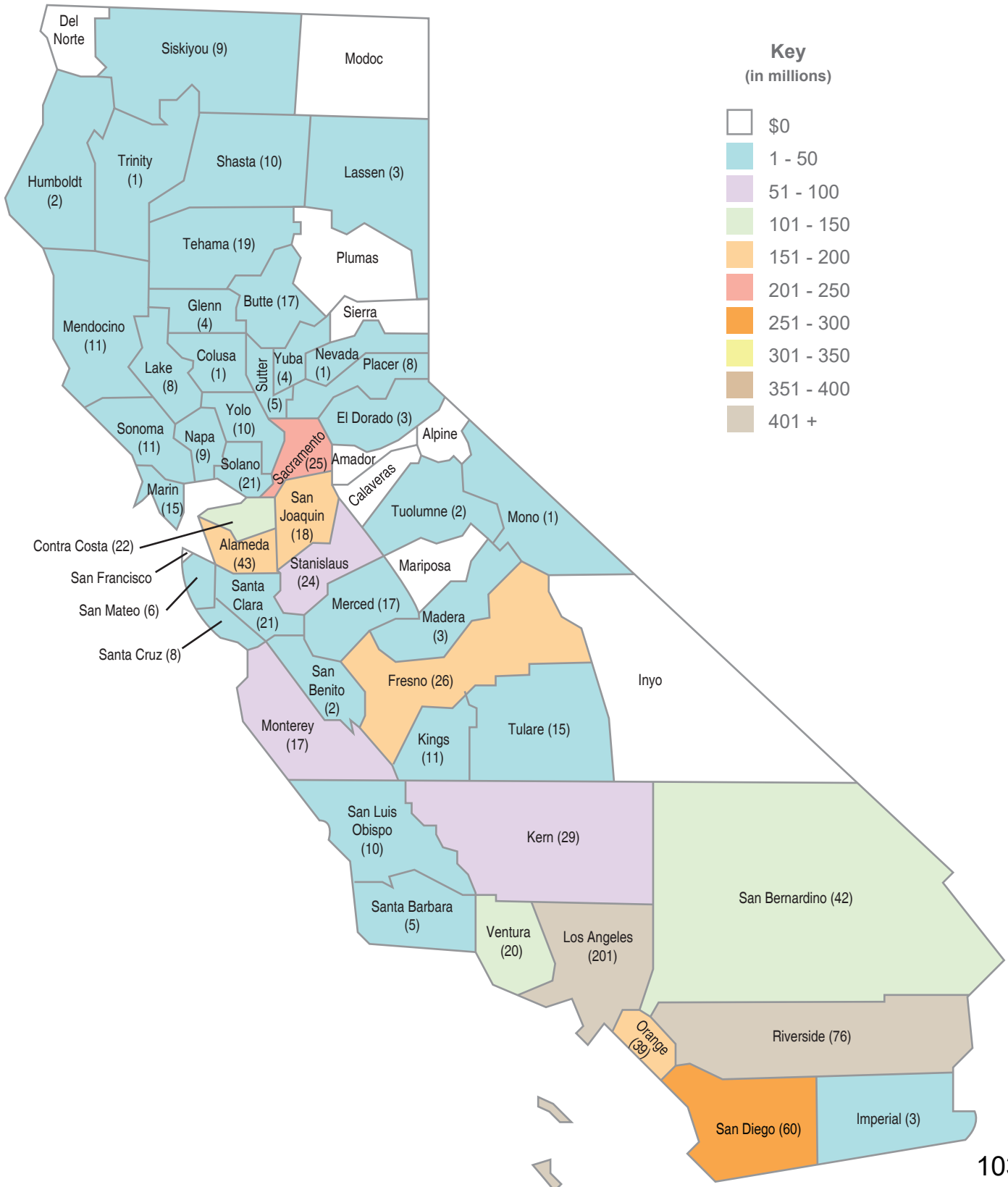
# School Facility Program Proposition 2 Unfunded Approvals by County

The graphic below displays the amount of Unfunded Approvals (\$483.3 million) for 140 School Facility Program projects from 50 school districts as of April 30, 2026. The data includes bond authority provided by Proposition 2.



## School Facility Program Proposition 2 Current Workload by County

The graphic below displays the Office of Public School Construction’s Workload List for New Construction and Modernization (\$3.57 billion) for 918 School Facility Program projects from 276 school districts as of April 30, 2026. Point-in-time, these projects were estimated to be awarded bond authority provided by Proposition 2.



**Proposition 2 Distribution  
As of 4/30/2026**

County	Apportioned		Unfunded		Workload List	
	Project Count	Dollar Amount	Project Count	Dollar Amount	Project Count	Dollar Amount
Alameda	13	\$ 31,432,489.00	4	\$ 73,350,490.44	43	\$ 187,294,838.00
Alpine	0	\$ -	0	\$ -	0	\$ -
Amador	0	\$ -	0	\$ -	0	\$ -
Butte	6	\$ 17,824,587.89	1	\$ 1,105,052.00	17	\$ 50,272,974.30
Calaveras	0	\$ -	0	\$ -	0	\$ -
Colusa	0	\$ -	0	\$ -	1	\$ 1,844,997.00
Contra Costa	5	\$ 28,896,516.00	3	\$ 9,598,426.00	22	\$ 120,423,021.08
Del Norte	1	\$ 5,185,218.00	2	\$ 1,543,769.00	0	\$ -
El Dorado	0	\$ -	0	\$ -	3	\$ 1,127,151.00
Fresno	13	\$ 56,702,885.00	2	\$ 21,630,696.56	26	\$ 164,618,745.28
Glenn	0	\$ -	0	\$ -	4	\$ 6,843,865.00
Humboldt	1	\$ 677,060.00	0	\$ -	2	\$ 2,031,888.00
Imperial	5	\$ 2,522,479.24	2	\$ 5,393,694.00	3	\$ 26,593,517.00
Inyo	0	\$ -	0	\$ -	0	\$ -
Kern	4	\$ 8,769,625.00	0	\$ -	29	\$ 83,903,829.66
Kings	3	\$ 19,043,348.00	1	\$ 2,948,739.00	11	\$ 4,654,705.00
Lake	2	\$ 3,312,988.61	0	\$ -	8	\$ 13,987,147.00
Lassen	0	\$ -	0	\$ -	3	\$ 1,586,084.00
Los Angeles	74	\$ 363,386,032.67	53	\$ 192,570,098.00	201	\$ 709,180,916.00
Madera	0	\$ -	0	\$ -	3	\$ 29,083,371.00
Marin	3	\$ 1,881,785.00	1	\$ 1,141,698.00	15	\$ 21,399,894.00
Mariposa	0	\$ -	0	\$ -	0	\$ -
Mendocino	3	\$ 6,466,916.00	0	\$ -	11	\$ 15,545,991.00
Merced	1	\$ 13,467,600.66	1	\$ 3,655,493.00	17	\$ 31,388,896.78
Modoc	0	\$ -	0	\$ -	0	\$ -
Mono	0	\$ -	0	\$ -	1	\$ 321,989.00
Monterey	2	\$ 1,603,577.00	0	\$ -	17	\$ 54,660,005.34
Napa	12	\$ 13,962,512.00	0	\$ -	9	\$ 24,405,429.00
Nevada	1	\$ 4,584,435.00	0	\$ -	1	\$ 1,380,148.00
Orange	19	\$ 48,957,568.00	4	\$ 12,903,844.00	39	\$ 199,005,235.00
Placer	0	\$ -	0	\$ -	8	\$ 38,428,985.00
Plumas	0	\$ -	0	\$ -	0	\$ -
Riverside	14	\$ 70,632,809.00	10	\$ 37,169,288.00	76	\$ 416,169,123.68
Sacramento	23	\$ 115,711,542.05	2	\$ 4,699,689.00	25	\$ 213,808,992.62
San Benito	4	\$ 7,650,083.00	1	\$ 2,742,629.00	2	\$ 20,611,937.00
San Bernardino	15	\$ 64,043,249.30	22	\$ 45,513,824.79	42	\$ 132,274,968.99
San Diego	12	\$ 75,545,532.73	16	\$ 18,535,477.72	60	\$ 294,522,376.33
San Francisco	1	\$ 5,668,600.00	0	\$ -	0	\$ -
San Joaquin	10	\$ 134,397,488.00	0	\$ -	18	\$ 176,903,351.00
San Luis Obispo	10	\$ 19,685,966.00	1	\$ 242,207.00	10	\$ 27,425,806.00
San Mateo	16	\$ 37,251,107.00	0	\$ -	6	\$ 23,135,998.00
Santa Barbara	4	\$ 3,213,850.88	0	\$ -	5	\$ 26,742,806.00
Santa Clara	13	\$ 74,686,720.88	0	\$ -	21	\$ 49,346,767.00
Santa Cruz	0	\$ -	0	\$ -	8	\$ 14,424,253.87
Shasta	3	\$ 4,897,675.00	0	\$ -	10	\$ 7,002,673.73
Sierra	0	\$ -	0	\$ -	0	\$ -
Siskiyou	3	\$ 5,853,619.63	0	\$ -	9	\$ 9,562,720.33
Solano	7	\$ 17,345,193.00	1	\$ 3,416,654.00	21	\$ 41,835,609.00
Sonoma	4	\$ 8,896,595.00	2	\$ 2,044,088.00	11	\$ 25,226,913.48
Stanislaus	6	\$ 17,237,413.00	3	\$ 13,815,443.92	24	\$ 58,807,131.99
Sutter	0	\$ -	1	\$ 115,897.17	5	\$ 7,978,548.00
Tehama	0	\$ -	0	\$ -	19	\$ 26,337,384.00
Trinity	0	\$ -	0	\$ -	1	\$ 2,527,093.33
Tulare	4	\$ 16,529,007.25	4	\$ 17,773,093.00	15	\$ 48,299,748.00
Tuolumne	0	\$ -	0	\$ -	2	\$ 497,958.00
Ventura	2	\$ 7,009,482.00	2	\$ 10,462,658.00	20	\$ 126,330,957.00
Yolo	1	\$ 1,532,969.00	0	\$ -	10	\$ 15,220,334.00
Yuba	5	\$ 11,023,491.00	1	\$ 931,347.83	4	\$ 11,489,048.67
<b>Total</b>	<b>325</b>	<b>\$ 1,327,490,016.79</b>	<b>140</b>	<b>\$ 483,304,297.43</b>	<b>918*</b>	<b>\$ 3,566,466,122.46*</b>

\* Project count and dollar amount exclude duplicate submittals

# Appeal Items

# SCHOOL DISTRICT APPEAL REQUEST

## SCHOOL DISTRICT DATA

School District: Greenfield Union  
Application Numbers: 50/63503-00-014;  
50/63503-00-021  
Total District Enrollment (2024/2025): 8,860

County: Kern  
School Name: Crescent Elementary  
Project Grade Levels: P-5  
Financial Hardship: No

## PURPOSE OF REPORT

To present the District's request to approve a retroactive Reduction to Costs Incurred (RCI) of the School Facility Program (SFP) New Construction funding application number 50/63503-00-014 at Crescent Elementary School, and submit a new a standalone application with the original submittal date of July 29, 2022, to fund the project with one Non-Severe Special Day Class (SDC) pupil grant and all eligible augmentations.

## DESCRIPTION

In 2005, the District submitted an *Application for Funding* (Form SAB 50-04) for design funding of a New Construction project for a new elementary school (Crescent Elementary) and the State Allocation Board (Board) approved a design Apportionment for 925 (K-6) and 13 (Non-Severe SDC) pupil grants. Subsequently, in 2006, the Board approved an Apportionment for site acquisition. Funds were released to the District in October 2005 and February 2008, respectively.

On July 29, 2022, the District submitted a Form SAB 50-04 for full funding, formally known as the New Construction Adjusted Grant, requesting 675 (K-6) and 26 (Non-Severe SDC) pupil grants. However, the District's New Construction eligibility in July 2025, as adjusted at the time of application processing for the 2024/2025 enrollment year, was a total of five (Non-Severe SDC) and 66 (Severe SDC)<sup>1</sup> pupil grants. Therefore, the District's application was returned because the New Construction eligibility was insufficient to support the pupil grants requested on the Form SAB 50-04 as required by Regulation Section 1859.81.1. In part, this regulation requires that the pupil grants requested on the Form SAB 50-04 submitted for the Adjusted Grant must be for at least 50 percent of the New Construction Grant that the District requested as a separate design Apportionment.

On May 6, 2026, the District submitted an updated *School District Appeal Request* (Form SAB 189) to request the Board approve a retroactive RCI of the original application, and submission of a new funding application for one (Non-Severe SDC) grant and all eligible augmentations, that is not beholden to the 50-percent minimum grant request required for design applications that convert to the New Construction Adjusted Grant.

Approval of the District's request would result in \$4,486,793.00<sup>2</sup> in state funding to the District.

Staff supports the District's request.

## AUTHORITY

See Attachment B.

---

<sup>1</sup> The 66 (Severe SDC) pupil grants are not available for this project as the California Department of Education (CDE) has determined the classrooms constructed are not Severe SDC compliant.

<sup>2</sup> Total state share is contingent upon the confirmation of the eligible expenditures for application number 50/63503-00-014 by the OPSC audit team.

## BACKGROUND

### *District and Project History*

The Greenfield Union School District received an Apportionment for design funding under application number 50/63503-00-014 for a new elementary school on September 28, 2005. The Board subsequently approved a site acquisition Apportionment on December 6, 2006. Funds were released to the District in October 2005 and February 2008, respectively. The District submitted the Form SAB 50-04 for the Adjusted Grant on July 29, 2022 and it was placed on the Applications Received Beyond Bond Authority (ARBBA) List.

### *Applications Received Beyond Bond Authority*

Pursuant to SFP Regulations Section 1859.95.1, OPSC cannot process applications for which there is no bond authority; however, districts may continue to submit applications (with certain conditions attached) to be placed on the ARBBA list. This list serves as an acknowledgement by the Board of applications received by OPSC after sufficient applications were received to account for all available New Construction and/or Modernization bond authority. SFP Regulation Section 1859.2 defines the ARBBA list as, “an informational list of applications submitted to the OPSC and presented to the Board. Funding applications placed on this list contain the preliminary grant amounts requested by a district. OPSC has not determined that the Approved Application(s) are Ready for Apportionment.” As a result of time periods when bond authority has been exhausted, projects on the ARBBA list may not be processed for several years.

### *Status of the Funding Application*

The District received an apportionment for design funding for the requested 925 (K-6) and 13 (Non-Severe SDC) pupil grants in September 2005. On the Form SAB 50-04 submitted in July 2022 for full funding, the District requested 675 (K-6) and 26 (SDC Non-Severe) pupil grants. However, at the time of processing in 2025, the District’s adjusted New Construction eligibility was -169 (K-6), -512 (7-8), 0 (9-12), five (Non-Severe SDC) and 66 (Severe SDC) pupil grants based on 2024/2025 enrollment year data. The District’s eligibility was insufficient to comply with Regulation Section 1859.81.1, which requires applications for the Adjusted Grant to be at least 50 percent of the requested design grants. Therefore, OPSC returned the funding application unprocessed on July 24, 2025.

### *Status of the Project*

The District received Division of the State Architect (DSA) approval for the project plans for the new school on June 9, 2021 and began construction in 2022. Crescent Elementary officially opened on August 13, 2023. The new elementary school serves preschool through fifth grade students in the Greenfield Union School District, located within Kern County.

## STAFF ANALYSIS/STATEMENTS

### **District Position**

The District requests the Board approve a retroactive acceptance of a new application 50/63503-00-021 and that application 50/63503-00-014 be Reduced to Costs Incurred (RCI). In its appeal request for Crescent Elementary, the District also states the following:

“In keeping with SFP Regulations, the District was required to update new construction eligibility at the time of processing. However, the District was not aware of its negative

STAFF ANALYSIS/STATEMENTS (cont.)

eligibility at the time of submittal. If it had been, the District could have opted to reduce the 50/63503-00-014 project to costs incurred. Subsequently, it could have submitted a new standalone project, no longer tied to the previously approved design and site funding, with a new application number of 50/63503-00-021. Therefore, as an alternative, the District requests that the current application be funded as such.

The District requests that the 50-014 project be Reduced to Costs Incurred (RCI), and, following SAB approval, will submit a final Expenditure Report (Form SAB 50-06) for the design and site funding received for that application.”

The full text of the District’s request for Crescent Elementary is included as Attachment A.

**Staff Position**

OPSC supports the District’s request. It is allowable within SFP Regulations to reduce a design/site acquisition application to costs incurred and submit a new standalone New Construction funding application. However, the District is unable to submit a New Construction application for the project at this time because classrooms were occupied in 2023. Pursuant to Regulation Section 1859.70(a), “After the date of Occupancy of any classroom in the construction contract, a School District will be ineligible to seek New Construction funding...” Therefore, the District is seeking approval for a retroactive RCI and application submittal, which cannot be resolved administratively as SFP regulations do not account for the District’s circumstances and thus Board approval is required.

*Design and Site Funding*

In 2005, the District qualified for financial hardship status and received a separate Apportionment for design funding. SFP design funding provides 25 percent of the per-pupil base grant in advance to allow school districts to hire an architect to prepare project plans and obtain DSA and CDE approvals. Once the plans are completed and receive approval, the school district may request the remaining balance of any eligible New Construction funding, subject to available bond authority, by submitting a Form SAB 50-04 to OPSC prior to occupancy of the new classrooms in the project.

*New Construction Eligibility*

The District was required to submit an *Enrollment Certification/Projection* (Form SAB 50-01) to update its New Construction eligibility within 90 days of receiving notification from OPSC that its application was going to be processed, in accordance with Regulation Section 1859.51(e). This subsection states, in pertinent part:

For all funding requests received by OPSC on or after June 6, 2017, OPSC will notify the School District in writing that OPSC is scheduled to begin processing the School District’s Form SAB 50-04 and that the School District shall submit the Form SAB 50-01 based on School District enrollment data, as shown in the table below:

<b>OPSC Received Date of Form SAB 50-01</b>	<b>Enrollment Reporting Year</b>
July 1 through October 31	Submit Prior Fiscal Year Enrollment Data
November 1 through June 30	Submit Current Fiscal Year Enrollment Data

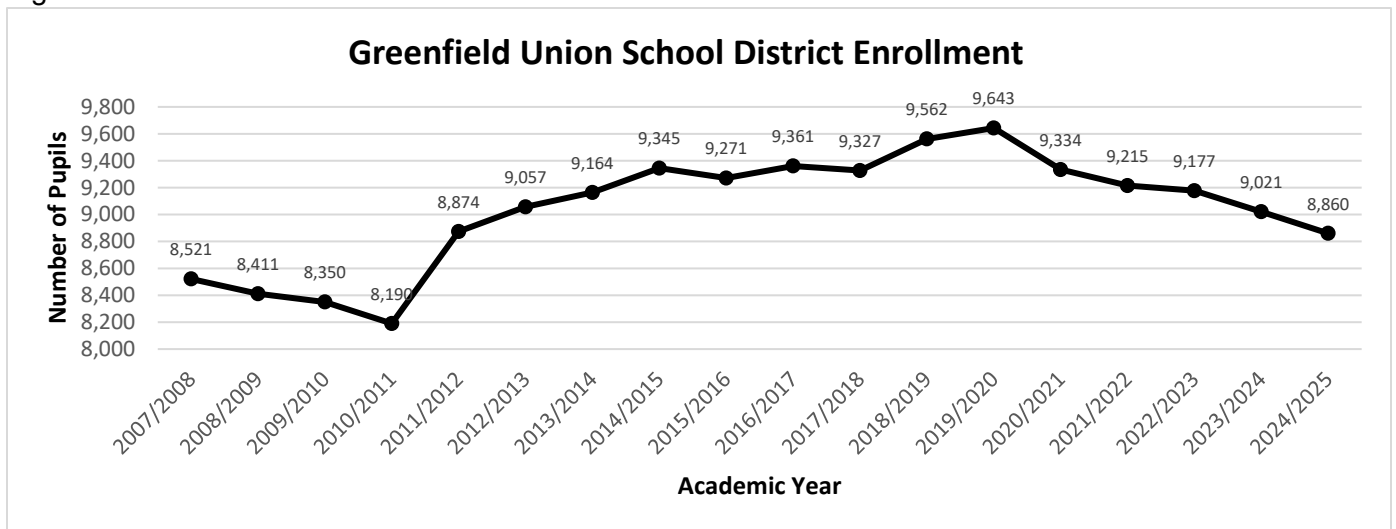
STAFF ANALYSIS/STATEMENTS (cont.)

To have positive New Construction eligibility, a district must demonstrate that existing classroom capacity within the district is insufficient to house the district’s anticipated future enrollment in five years, based on the enrollment projection on the Form SAB 50-01. At the time of the design Apportionment in 2005, the District demonstrated adequate positive eligibility for the Crescent Elementary School project based on the District’s five-year projected enrollment for 2010. However, because this project was not completed until 2023, 18 years after the enrollment projections that substantiated the design funding request, those projected pupils that drove a need for additional classroom capacity in 2005 were no longer served by the District.

To ensure that a district continues to have a need for additional classroom capacity, New Construction eligibility must be reevaluated when a district’s full funding application is processed, in accordance with SFP Regulation Section 1859.51(e). When staff processed the Adjusted Grant application in 2025, the District’s total enrollment had steadily declined over the previous five years, which resulted in negative K-6 and 7-8 New Construction eligibility.

Figure 1 below depicts the District’s enrollment over the last eighteen years.

Figure 1



At the time the design application was processed in 2005, the District’s enrollment projection demonstrated a need for a total of 938 pupil grants. Per Regulation Section 1859.81.1, the District needed to re-justify positive New Construction eligibility for at least 469 pupil grants (50 percent of the original design request) to qualify for funding for the Adjusted Grant.

As part of the appeal, staff looked at the District’s enrollment projection as of the 2024/2025 enrollment year (Table 1). Based on the enrollment projection, the District would have -169 (K-6), -512 (7-8), five (Non-Severe SDC), and 66 (Severe SDC) pupil grants. The negative eligibility is the result of a trend of declining enrollment and full funding for New Construction of another elementary school in 2009.

STAFF ANALYSIS/STATEMENTS (cont.)

Table 1

<b>New Construction Eligibility Adjustments</b>					
	K-6	7-8	9-12	SDC-NS	SDC-S
Prior to 24/25 Processing	94	40	0	-47	0
24/25 Update	-1188	-552	0	39	66
Subtotal	-1094	-512	0	-8	66
Design added back	925	0	0	13	0
<b>Final</b>	<b>-169</b>	<b>-512</b>	<b>0</b>	<b>5</b>	<b>66</b>

*SFP Regulation Section 1859.81.1*

Regulation Section 1859.81.1. The regulation states, in pertinent part:

The Form SAB 50-04 that is subsequently submitted for the New Construction Adjusted Grant must be for at least 50 percent of the New Construction Grant the district requested as a separate design Apportionment.

The 50-percent requirement is in place to ensure a district receives sufficient funding to construct the project as designed. For example, if a financial hardship district cannot request at least 50 percent of the pupil grants from the separate design Apportionment, they will not have sufficient funds to complete their project as intended within the Total Approved Project Cost. In this case, the District passed local bonds in 2016, 2020, and 2024 that enabled it to complete project construction with local funding and removed it from financial hardship status.

The requirements to receive an Adjusted Grant in this circumstance are two-fold:

First, a district must develop and obtain approval for plans for a project that houses at least 50 percent of the pupils approved in the separate design Apportionment. A district is awarded funding for design in proportion to the size of the district's pupil grant request. The full number of pupil grants is deducted from the district's New Construction eligibility baseline to ensure that the district is committed to use the apportionment to construct a project commensurate with the number of classrooms in the district's original request.

Second, because New Construction funding is intended to add capacity to a school district, the district must demonstrate continued need for the project, as determined by its updated New Construction eligibility at the time the application is processed. This check prevents school districts from receiving state funding for projects adding unneeded additional capacity when projected unhoused pupils are no longer demonstrated. In June 2017, the Board established the requirement to update New Construction eligibility at the time of application processing. Prior to this date, districts with New Construction applications were required to update eligibility at the time the Adjusted Grant application was received.

In researching this appeal, staff also calculated estimated enrollment projections for the 2021/2022 enrollment year and determined that the District would have yielded negative (K-6) New Construction eligibility at the time of application submittal. However, the District was unaware of their lack of sufficient eligibility at the time of application submittal. Had the District been aware, it could have opted to reduce the 50/63503-00-014 project to costs

STAFF ANALYSIS/STATEMENTS (cont.)

incurred. In turn, the District could have submitted a new standalone application to request only the eligible (Non-Severe) pupil grant, with a new application number, 50/63503-00-021.

*New Construction Full Funding Applications*

Non-Financial Hardship districts are not eligible for advance design and/or site funding. Therefore, when they submit a standalone New Construction funding application, they are not tied to a minimum pupil request, so long as they have the requested pupils available on their New Construction eligibility baseline.

Reducing previous application number 50/63503-00-014 to design and site acquisition costs incurred would have given the District an opportunity to submit a new application for funding for fewer than the 469 pupils required to convert its design application. The project would have been assigned an application number of 50/63503-00-021, placed on the ARBBA list, and eventually processed in July 2025, utilizing the District's 2024/2025 enrollment. Based on the 2024/2025 enrollment and factoring in the estimated return of 633 (K-6) and 9 (Non-Severe SDC) pupil grants from the requested retroactive RCI of application number 50/63503-00-014, the District has eligibility in the Non-Severe and Severe categories (Table 2).

Table 2

<b>New Construction Eligibility Adjustments</b>					
	K-6	7-8	9-12	SDC-NS	SDC-S
Prior to 24/25 Processing	94	40	0	-47	0
24/25 Update	-1188	-552	0	39	66
Subtotal	-1094	-512	0	-8	66
RCI	633	0	0	9	0
<b>Final</b>	<b>-461</b>	<b>-512</b>	<b>0</b>	<b>1</b>	<b>66</b>

The New Construction full grant provides the State's total share for New Construction pupil grants, site acquisition, site utilities, off-site, and service site development. The grant also includes applicable supplemental grants and adjustments. This grant is approved only after the site has been approved and the plans are also complete and fully approved. In this unique circumstance, because the District's new application is no longer tied to a request for site acquisition, it is not eligible for the site acquisition grants it would have qualified for when converting the previous application to a Full Adjusted Grant. However, as a standalone application for a new school project, it qualifies for the General Site development grant. A proposed funding shell for application 50/63503-00-21 is included as part of this appeal (Attachment C).

*Considerations*

The District is advised that if funding received to date on the 50/63503-00-014 project is retained because expenditures are deemed eligible by OPSC, then not all pupils originally deducted from the New Construction baseline will be returned to the baseline. However, a sufficient number of pupils will be returned if all expenditures are deemed eligible, and when

### STAFF ANALYSIS/STATEMENTS (cont.)

combined with the current New Construction enrollment projection, sufficient eligibility exists to fund the new application number, 50/63503-00-021.

The final determination of the District's New Construction eligibility and associated funding is subject to the results of OPSC's audit of the RCI project. Staff's preliminary review of the close out indicates the return of 633 (K-6) and nine (Non-Severe) pupil grants to the District's New Construction eligibility, resulting in one available (Non-Severe) pupil grant.

Because the new application is only utilizing the one available pupil grant, the remaining classrooms constructed in the plans will be considered additional classroom capacity in the District. The District's New Construction eligibility is required to be adjusted accordingly for the classrooms that exceed 150 percent of the number of pupils receiving funding pursuant to SFP Regulation Section 1859.51(i)(7).

#### **Conclusion**

Staff supports the District's request to retroactively RCI SFP New Construction funding application number 50/63503-00-014 at Crescent Elementary School, and submit a new standalone application with the original submittal date of July 29, 2022, to fund the project with one Non-Severe SDC pupil grant and all eligible augmentations.

### RECOMMENDATION

Pursuant to the Rules and Procedures of the State Allocation Board, "Staff is providing the following option for the Board's consideration. A positive vote by six members is required for the Board to take action. Absent a positive vote by six members of the Board, the school district's appeal will be considered closed."

1. Approve the District's request to Reduce to Costs Incurred (RCI) application number 50/63503-00-014 and require the District to submit a final *Expenditure Report* (Form SAB 50-06) within 60 days.
2. Allow the District to submit a new standalone application 50/63503-00-021 for one (Non-Severe) SDC pupil grant and all eligible supplemental grants, with the original received date of July 29, 2022.
3. Allow the District to update its funding request for 50/63503-00-021 based on the result of the RCI if it is determined that additional eligible pupil grants are available.
4. Approve application 50/63503-00-021, as shown on Attachment C, for placement on the Unfunded List (Lack of AB 55 Loans).
5. Adjust the District's New Construction eligibility baseline in accordance with SFP Regulation Section 1859.51(i)(7).

This Item was approved by the State Allocation Board on May 20, 2026.

ATTACHMENT A

STATE OF CALIFORNIA  
**SCHOOL DISTRICT APPEAL REQUEST**

STATE ALLOCATION BOARD  
OFFICE OF PUBLIC SCHOOL CONSTRUCTION

SAB 189 (REV 10/09)

Page 2 of 2

SCHOOL DISTRICT Greenfield Union School District	APPLICATION NUMBER 50/63503-00-014
SCHOOL NAME Crescent Elementary School	COUNTY Kern
DISTRICT REPRESENTATIVE Ramon Hendrix	E-MAIL ADDRESS hendrixr@gfusd.net

**Purpose of Request:**

Fund the New Elementary School #10 (Crescent Elementary School) project as a new standalone New Construction funding application with new application number 50/63503-00-021 and a submittal date of July 29, 2022.

**Basis of Request:**

- Law (Statute) \_\_\_\_\_
- Regulation 1859.70, 1859.105 \_\_\_\_\_
- Other (specify) \_\_\_\_\_

**Description:**

Please see attachment.

SIGNATURE OF AUTHORIZED DISTRICT REPRESENTATIVE 	DATE 5/5/26
--	----------------

## ATTACHMENT A

### **Greenfield Union School District Crescent Elementary School New Construction Project 50/63503-00-014**

#### SAB 189 Appeal Attachment

The Greenfield Union School District submitted a New Construction Adjusted Grant application (non-Financial Hardship) for the construction of New Elementary School #10 (Crescent Elementary School, 50/63503-00-014) on July 29, 2022. Advance design and site acquisition funding were previously provided for application 50/63503-00-014 in 2005 and 2008, respectively. When the Office of Public School Construction processed the New Construction Adjusted Grant application, it determined that the District did not have adequate pupil grant eligibility to convert the design/site project to full funding, and it returned the application to the District on July 24, 2025.

The District is appealing OPSC's decision to return the application.

In keeping with SFP Regulations, the District was required to update new construction eligibility at the time of processing. However, the District was not aware of its negative eligibility at the time of submittal. If it had been, the District could have opted to reduce the 50/63503-00-014 project to costs incurred. Subsequently, it could have submitted a new standalone project, no longer tied to the previously approved design and site funding, with a new application number of 50/63503-00-021. Therefore, as an alternative, the District requests that the current application be funded as such.

The District requests that the 50-014 project be Reduced to Costs Incurred (RCI), and, following SAB approval, will submit a final *Expenditure Report* (Form SAB 50-06) for the design and site funding received for that application.

The District understands that if funding received to date on the 50-014 project is retained because expenditures are deemed eligible by OPSC, that not all pupil grants originally deducted from the new construction baseline will be returned to the baseline. However, a sufficient number of pupil grants will be returned if all expenditures are deemed eligible that, when combined with the District's current New Construction enrollment projection, sufficient eligibility exists to fund the new application number, 50-021.

The District requests that the 50-021 funding be updated based on the result of the RCI if it is determined that additional eligible pupil grants are available.

The District also requests to RCI the Separate Site apportionment for project 50/63503-00-013 (Middle School #4) as the District purchased the sites for Middle School #4 and Crescent Elementary School in one common transaction. RCI of the previous 50-014 and 50-013 applications will facilitate reconciliation of the design and site funding previously received by the District for those applications and will not harm the District's ability to apply for future state funding if sufficient future eligibility exists.

## ATTACHMENT B

### AUTHORITY

#### **Education Code (EC) Section 17070.35**

a) In addition to all other powers and duties as are granted to the board by this chapter, other statutes, or the California Constitution, the board shall do all of the following:

- (1) Adopt rules and regulations, pursuant to the rulemaking provisions of the Administrative Procedure Act, Chapter 3.5 (commencing with Section 11340) of Part 1 of Division 3 of Title 2 of the Government Code, for the administration of this chapter. However, the board shall have no authority to set the level of the fees of any architect, structural engineer, or other design professional on any project. The initial regulations adopted pursuant to this chapter shall be adopted as emergency regulations, and the circumstances related to the initial adoption are hereby deemed to constitute an emergency for this purpose. The initial regulations adopted pursuant to this chapter shall be adopted by November 4, 1998. If the initial regulations are not adopted by that date, the board shall report to the Legislature by that date, explaining the reasons for the delay.
- (2) Establish and publish any procedures and policies in connection with the administration of this chapter as it deems necessary.
- (3) Determine the eligibility of school districts to receive apportionments under this chapter.
- (4) Apportion funds to eligible school districts under this chapter.

...

#### **EC Section 17071.75**

After a one-time initial report of existing school building capacity has been completed, the ongoing eligibility of a school district for new construction funding shall be determined by making all of the following calculations:

(a) A school district that applies to receive funding for new construction shall use the following methods to determine projected enrollment:

(1) A school district that has two or more schoolsites each with a pupil population density that is greater than 115 pupils per acre in kindergarten and grades 1 to 6, inclusive, or a schoolsite pupil population density that is greater than 90 pupils per acre in grades 7 to 12, inclusive, as determined by the Superintendent using enrollment data from the California Basic Educational Data System for the 2004–05 school year, may submit an application for funding for projects that will relieve overcrowded conditions. That school district may also submit an alternative enrollment projection for the fifth year beyond the fiscal year in which the application is made using a methodology other than the cohort survival enrollment projection method, as defined by the board pursuant to paragraph (2), to be reviewed by the Demographic Research Unit of the Department of Finance, in consultation with the department and the Office of Public School Construction. If the Office of Public School Construction and the Demographic Research Unit of the Department of Finance jointly determine that the alternative enrollment projection provides a reasonable estimate of expected enrollment demand, a recommendation shall be forwarded to the board to approve or disapprove the application, in accordance with all of the following:

(A) Total funding for new construction projects using this method shall be limited to five hundred million dollars (\$500,000,000), from the Kindergarten-University Public Education Facilities Bond Act of 2004.

(B) The eligibility amount for proposed projects that relieve overcrowding is the difference between the alternative enrollment projection method for the year the application is submitted and the cohort survival enrollment projection method, as defined by the board pursuant to paragraph (2), for the same year, adjusted by the existing pupil capacity in

## ATTACHMENT B

excess of the projected enrollment according to the cohort survival enrollment projection method.

(C) The Office of Public School Construction shall determine whether each proposed project will relieve overcrowding, including, but not limited to, the elimination of the use of Concept 6 calendars, four track year-round calendars, or busing in excess of 40 minutes, and recommend approval to the board. The number of unhoused pupil grants requested in the application for funding from the eligibility determined pursuant to this paragraph shall be limited to the number of seats necessary to relieve overcrowding, including, but not limited to, the elimination of the use of Concept 6 calendars, four track year-round calendars, or busing in excess of 40 minutes, less the number of unhoused pupil grants attributed to that school as a source school in an approved application pursuant to Section 17078.24.

(D) A school district shall use the same alternative enrollment projection methodology for all applications submitted pursuant to this paragraph and shall calculate those projections in accordance with the same districtwide or high school attendance area used for the enrollment projection made pursuant to paragraph (2).

(2) A school district shall calculate enrollment projections for the fifth year beyond the fiscal year in which the application is made. Projected enrollment shall be determined by using the cohort survival enrollment projection system, as defined and approved by the board. The board may supplement the cohort survival enrollment projection with any of the following:

(A) The number of unhoused pupils that are anticipated as a result of dwelling units proposed pursuant to approved and valid tentative subdivision maps.

(B) Modified weighting mechanisms, if the board determines that they best represent the enrollment trends of the district. Mechanisms pursuant to this subparagraph shall be developed and applied in consultation with the Demographic Research Unit of the Department of Finance.

(C) An adjustment to reflect the effects on kindergarten and first grade enrollment of changes in birth rates within the school district or high school attendance area boundaries.

(3) (A) A school district may submit an enrollment projection for either a 5th year or a 10th year beyond the fiscal year in which the application is made. A school district that bases its enrollment projection calculation on a high school attendance area may use pupil residence in that attendance area to calculate enrollment. A school district that uses pupil residence shall do so for all high school attendance areas within the district. A pupil shall not be included in a high school attendance area enrollment projection based on pupil residence unless that pupil was included in the California Basic Educational Data System (CBEDS) report of the district for the same enrollment year. The board may require a district to provide a reconciliation of the districtwide CBEDS and residency data. The board also may adopt regulations to specify the format and certification requirements for a school district that submits residency data.

(b) (1) Add the number of pupils that may be adequately housed in the existing school building capacity of the applicant school district as determined pursuant to Article 2 (commencing with Section 17071.10) to the number of pupils for whom facilities were provided from any state or local funding source after the existing school building capacity was determined pursuant to Article 2 (commencing with Section 17071.10). For this purpose, the total number of pupils for whom facilities were provided shall be determined using the pupil loading formula set forth in Section 17071.25.

(2) Subtract from the number of pupils calculated in paragraph (1) the number of pupils that were housed in facilities to which the school district or county office of education relinquished title as the result of a transfer of a special education program between a school district and a county office of education or special education local plan area, if

## ATTACHMENT B

applicable. For this purpose, the total number of pupils that were housed in the facilities to which title was relinquished shall be determined using the pupil loading formula adopted by the board pursuant to subparagraph (B) of paragraph (2) of subdivision (a) of Section 17071.25. For purposes of this paragraph, title also includes any lease interest with a duration of greater than five years.

(c) Subtract the number of pupils pursuant to subdivision (b) from the number of pupils determined pursuant to paragraph (2) of subdivision (a).

(d) The calculations required to establish eligibility under this article shall result in a distinction between the number of existing unhoused pupils and the number of projected unhoused pupils.

(e) Apply the increase or decrease resulting from the difference between the most recent report made pursuant to former Section 42268, as that section read on June 30, 2013, and the report used in determining the baseline capacity of the school district pursuant to subdivision (a) of Section 17071.25.

(f) For purposes of calculating projected enrollment pursuant to subdivision (a), the board may adopt regulations to ensure that the enrollment calculation of individuals with exceptional needs receiving special education services is adjusted in the enrollment reporting period in which the transfer occurs and three previous school years as a result of a transfer of a special education program between a school district and a county office of education or a special education local plan area. However, the projected enrollment calculation of a county office of education shall only be adjusted if a transfer of title for the special education program facilities has occurred. The regulations, if adopted, shall ensure that if a transfer of title to special education program facilities constructed with state funds occurs within 10 years after initial occupancy of the facility, the receiving school district or school districts shall remit to the state a proportionate share of any financial hardship assistance provided for the project pursuant to Section 17075.10, if applicable.

(g) For a school district with an enrollment of 2,500 or fewer, an adjustment in enrollment projections shall not result in a loss of ongoing eligibility to that school district for a period of five years from the date of the approval of eligibility by the board.

### **School Facility Program (SFP) Regulation Section 1859.51(i)**

The baseline eligibility for new construction determined on the Form SAB 50-03 will be adjusted as follows:

...

(i) Reduced by the number of pupils housed, based on loading standards pursuant to Education Code Section 17071.25(a)(2)(A), in any Classroom Provided after the baseline eligibility was determined by the Board with the exception of those pupils housed or to be housed in a classroom:

(1) That is a trailer and transportable/towed on its own wheels and axles.

(2) Of less than 700 interior square feet.

(3) That is a Portable Classroom, leased pursuant to Chapter 14 (commencing with Section 17085) of the Education Code.

(4) That is a Portable Classroom leased for a period of less than five years, whether in a single lease or cumulative total of several leases.

(5) That is a Portable Classroom that needs to be leased beyond five years to provide Interim Housing provided the cumulative lease term does not exceed a specified time period as determined by the Board not to exceed three years on each qualifying project, and the Portable Classroom was not funded with a grant provided pursuant to Education Code Section 17075.20(a). For this purpose, a project means all work contained in a single set of construction plans.

## ATTACHMENT B

- (6) Where the contract for the lease, lease-purchase, purchase, or construction of the Classroom was made prior to January 1, 2000.
- (7) That is included in a SFP project where the School District has funded a portion of the project beyond its required district contribution and the pupil capacity of the Classroom does not exceed 150 percent of the number of pupils receiving a new construction grant (rounded up) for the SFP project.
- (8) That was acquired with joint-use funds specifically available for that purpose.
- (9) That was acquired with career technical education funds specifically available pursuant to Education Code Section 17078.72.
- (10) That was built or acquired exclusively for regional occupational centers, regional occupational programs, child care, preschool and/or Adult Education Programs, and with funds specifically available for those purposes.
- (11) That replaces a Classroom, previously included in the determination of the School District's new construction eligibility pursuant to Education Code Section 17071.75, in a project funded by the School District without participation from the State and the School District permanently removes the replaced facility from classroom use immediately after the replacement classroom is occupied.
- (12) That was constructed with Overcrowding Relief Grant funds specifically available for that purpose.
- (13) That was constructed with a grant provided pursuant to Education Code Section 17075.20, unless the classroom is a Portable Classroom purchased pursuant to subdivision (a) of Education Code Section 17075.20.

...

### **SFP Regulation Section 1859.70(a)**

A district seeking New Construction or Modernization funding shall complete and file Form SAB 50-04, concurrently or after completing the applicable requirements in Sections 1859.20 and 1859.40. The Board shall only provide New Construction funding if the Approved Application was received by the OPSC prior to the date of Occupancy for any classrooms included in the construction contract. After the date of Occupancy of any classroom in the construction contract, a School District will be ineligible to seek New Construction funding and the classrooms will be reduced from the baseline eligibility pursuant to Section 1859.51(i) if not previously reduced.

### **SFP Regulation Section 1859.81.1**

...

The Form SAB 50-04 that is subsequently submitted for the New Construction Adjusted Grant must be for at least 50 percent of the New Construction Grant the district requested as a separate design Apportionment.

...

### **SFP Regulation Section 1859.105**

...

If the apportionment is reduced or rescinded as a result of a finding by the Board that no substantial progress has been made on the project, the pupils assigned to the project will be added to the district's baseline eligibility. If the apportionment was reduced, the adjustment to the baseline eligibility shall reflect any funding retained by the district based on the New Construction or Modernization Adjusted Grant funding provided for the project. The district may refile a new application for the project subject to district eligibility and priority funding at the time of resubmittal.

ATTACHMENT C

SAB Meeting: May 20, 2026

New Construction - Adjusted Grant Approval

**APPLICANT DATA**

<b>Applicant:</b>	Greenfield Union	<b>PTN:</b>	63503 - 29
<b>Application No:</b>	50/63503-00-021	<b>County:</b>	Kern
<b>School Name:</b>	Crescent Elementary #10	<b>Filing Basis:</b>	District-wide

**HISTORY OF PROJECT FUNDING**

	Fund Code	Proposition	Previously Authorized	Authorized This Action	Unfunded Approval This Action
<u>State Share</u>					
NC/Add. Grant	902-500	2	\$	\$ 4,486,793.00	\$ 4,486,793.00
<u>Applicant Share</u>					
District Contribution				4,486,793.00	
<b>Total</b>			\$	\$ <u><u>8,973,586.00</u></u>	\$ <u><u>4,486,793.00</u></u>
<b>Funding Source:</b>	Proposition 2 Bonds/2024-Nov.				

**APPLICATION DATA**

**Type of Project:** Elementary School

**Pupils Assigned:** Non-Severe: 1

**Number of Classrooms:** 29

**Addition to Existing Site:** No

**Master Plan Acres:** 17.0

**Recommended Acres:** 11.1

**Proposed Acres:** 18.86

**Local Funding Adjustment Points** N/A

**PROGRAM GRANT DATA**

<b>Automatic Sprinkler System</b>	\$	562.00
<b>Base Grant</b>	\$	29,782.00
<b>Fire Detection</b>	\$	56.00
<b>General Site</b>	\$	488,337.00
<b>Off Site</b>	\$	1,151,935.00
<b>Service Site Development</b>	\$	2,615,368.00
<b>Utilities</b>	\$	<u>200,753.00</u>
<b>Total State Share (50%)</b>		4,486,793.00
<b>Total Applicant Share (50%)</b>		<u>4,486,793.00</u>
<b>Total Project Cost</b>	\$	<u><u>8,973,586.00</u></u>

**STIPULATED TERMS & NEXT STEPS**

This application is placed on the Unfunded List (Lack of AB 55 Loans) pursuant to the Board's action on March 11, 2009. This approval does not constitute a guarantee or commitment of future state funding.

The Applicant shall ensure that it is in compliance with all applicable laws, regulations and certifications it made on the program forms.

The Applicant is required to submit a signed Grant Agreement for the project prior to or concurrent with a valid Fund Release Authorization (Form SAB 50-05). Failure to submit an executed Grant Agreement and valid Form SAB 50-05 prior to the deadline shall result in the Apportionment being rescinded without further board action.

The Applicant is responsible for ensuring that the project is compliant with Prevailing Wage Monitoring and/or Labor Compliance Program requirements at the time construction contracts are executed and/or construction commenced.

The Unfunded Approval for this application is contingent upon the confirmation of the eligible expenditures for application number 50/63503-00-014 by OPSC's audit team.

# Information Items

# TENTATIVE WORKLOAD

## June 2026

### ACTION ITEMS

Annual Adjustment to Total Bonding Capacity for Financial Hardship Eligibility (Education Code Section 17075.15(d)(3))

### REPORTS, DISCUSSION ITEMS and INFORMATION ITEMS

Standard Information Items

### FINANCIAL REPORTS

Status of Fund Releases  
Status of Funds

---

## August 2026

### ACTION ITEMS

### REPORTS, DISCUSSION ITEMS and INFORMATION ITEMS

Standard Information Items

### FINANCIAL REPORTS

Status of Fund Releases  
Status of Funds

---

## September 2026

### ACTION ITEMS

### REPORTS, DISCUSSION ITEMS and INFORMATION ITEMS

Standard Information Items

### FINANCIAL REPORTS

Status of Fund Releases  
Status of Funds

# APPEALS

Received as of April 30, 2026

<u>Appeal Received Date</u>	<u>District/County</u>	<u>Tentative SAB Date*</u>	<u>Description</u>
<b>11/7/2025</b>	Fresno Unified SD/ Fresno	TBD	District requests the reinstatement of their School Facility Program New Construction funding application and receipt of funding based on a Super High School Attendance Area.
<b>4/7/2026</b>	San Benito High SD/ San Benito	8/4/2026	District requests to use new construction eligibility based on an alternate enrollment year for their School Facility Program New Construction funding application.

\*Please note: Tentative SAB Date is not a guaranteed meeting date and may be subject to change.

## STATE ALLOCATION BOARD MEETING DATES

The State Allocation Board (SAB) meeting dates for the 2026 calendar year are as follows:

<b>Board Date*</b>	<b>Type of Meeting</b>
June 24, 2026	Monthly (Consent/Appeals/Action)
August 5, 2026	Monthly (Consent/Appeals/Action)
September 23, 2026	Monthly (Consent/Appeals/Action)
October 28, 2026	Monthly (Consent/Appeals/Action)
December 2, 2026	Monthly (Consent/Appeals/Action)

\*The projected board dates and time will be determined upon discussion with the Chair based on workload.

The SAB meets at 4:00 p.m. when the State Legislature is in session and at 3:00 p.m. when the State Legislature is out on recess.

Due to scheduling changes within the Legislature, some of the SAB meetings may be canceled or changed with short notice.

## **INFORMATION ITEM**

### **SCHOOL FACILITY PROGRAM NEW CONSTRUCTION AND MODERNIZATION UNFUNDED LIST (as of April 29, 2026)**

The New Construction and Modernization projects on this list have received an “unfunded” approval by the State Allocation Board (SAB). Note that an “unfunded” approval does not guarantee a future apportionment by the SAB.

Published monthly in the SAB Agenda.

This report is also located on the [OPSC Website](#)

Unfunded Approvals  
as of April 29, 2026 SAB

County	School District	Application Number	Program	Approval	Received Date	SAB Unfunded Approval	Financial Hardship Apportionment	Loan	State Share	Total Apportionment	Cumulative Amount	Submitted Valid Certification Letter November 2025	Grant Agreement Received as of 5/4/2026
STANISLAUS	SHILOH ELEMENTARY	58/71274-00-002	Facility Hardship - Rehabilitation	G	3/6/2025	6/25/2025	0.00	0.00	532,780.92	532,780.92	532,780.92	No	No
ORANGE	CAPISTRANO UNIFIED	51/66464-00-001	Seismic Mitigation - Replacement	G	8/25/2025	2/25/2026	0.00	0.00	5,394,678.00	5,394,678.00	5,927,458.92	No	Yes
SAN DIEGO	MOUNTAIN EMPIRE UNIFIED	51/68213-00-002	Facility Hardship - Replacement	D	9/10/2025	2/25/2026	148,641.51	0.00	380,449.60	529,091.11	6,456,550.03	No	Yes
SAN DIEGO	MOUNTAIN EMPIRE UNIFIED	51/68213-00-003	Facility Hardship - Replacement	D	9/10/2025	2/25/2026	22,556.91	0.00	45,144.00	67,700.91	6,524,250.94	No	Yes
SAN DIEGO	MOUNTAIN EMPIRE UNIFIED	51/68213-00-004	Facility Hardship - Replacement	D	9/10/2025	2/25/2026	300,572.50	0.00	323,159.60	623,732.10	7,147,983.04	No	Yes
SAN DIEGO	MOUNTAIN EMPIRE UNIFIED	51/68213-00-005	Facility Hardship - Replacement	D	9/10/2025	2/25/2026	103,800.10	0.00	126,387.20	230,187.30	7,378,170.34	No	No
SAN DIEGO	MOUNTAIN EMPIRE UNIFIED	51/68213-00-006	Facility Hardship - Replacement	D	9/10/2025	2/25/2026	365,152.10	0.00	387,739.20	752,891.30	8,131,061.64	No	Yes
SAN DIEGO	SAN DIEGO UNIFIED	54/68338-02-004	Charter	D	6/3/2022	7/25/2023	0.00	0.00	715,159.50	715,159.50	8,846,221.14	No	Yes
SAN DIEGO	SAN DIEGO UNIFIED	54/68338-06-001	Charter	D	6/3/2022	12/4/2023	0.00	0.00	1,258,718.70	1,258,718.70	10,104,939.84	No	No
SAN DIEGO	SAN DIEGO UNIFIED	54/68338-06-002	Charter	D	6/3/2022	12/4/2023	0.00	0.00	376,548.00	376,548.00	10,481,487.84	No	No
LOS ANGELES	CASTAIC UNION	57/64345-00-001	Modernization	G	5/2/2022	6/25/2025	0.00	0.00	3,691,507.00	3,691,507.00	14,172,994.84	No	No
KINGS	CORCORAN JOINT UNIFIED	50/63891-00-003	New Construction	G	5/25/2022	6/25/2025	0.00	0.00	2,948,739.00	2,948,739.00	17,121,733.84	No	No
FRESNO	FIREBAUGH-LAS DELTAS UNIFIED	57/73809-00-007	Modernization	G	6/22/2022	8/19/2025	0.00	0.00	2,888,223.00	2,888,223.00	20,009,956.84	No	No
IMPERIAL	IMPERIAL COUNTY OFFICE OF EDUCATION	50/10132-03-009	New Construction	G	8/11/2022	10/22/2025	489,683.00	0.00	489,683.00	979,366.00	20,989,322.84	No	Yes
IMPERIAL	IMPERIAL COUNTY OFFICE OF EDUCATION	57/10132-00-002	Modernization	G	8/11/2022	10/22/2025	1,765,730.00	0.00	2,648,598.00	4,414,328.00	25,403,650.84	No	Yes
YUBA	YUBA COUNTY OFFICE OF EDUCATION	57/10587-00-001	Modernization	G	8/16/2022	10/22/2025	297,938.83	0.00	633,409.00	931,347.83	26,334,998.67	No	Yes
TULARE	VISALIA UNIFIED	57/72256-00-035	Modernization	G	8/25/2022	10/22/2025	0.00	0.00	4,832,659.00	4,832,659.00	31,167,657.67	No	No
TULARE	VISALIA UNIFIED	57/72256-00-036	Modernization	G	9/7/2022	10/22/2025	0.00	0.00	8,420,075.00	8,420,075.00	39,587,732.67	No	No
TULARE	VISALIA UNIFIED	57/72256-00-037	Modernization	G	9/13/2022	10/22/2025	0.00	0.00	3,136,518.00	3,136,518.00	42,724,250.67	No	No
DEL NORTE	DEL NORTE COUNTY UNIFIED	57/61820-00-019	Modernization	G	8/31/2022	12/3/2025	0.00	0.00	851,393.00	851,393.00	43,575,643.67	No	Yes
DEL NORTE	DEL NORTE COUNTY UNIFIED	57/61820-00-020	Modernization	G	8/31/2022	12/3/2025	0.00	0.00	692,376.00	692,376.00	44,268,019.67	No	Yes
LOS ANGELES	LONG BEACH UNIFIED	57/64725-00-049	Modernization	G	2/4/2022	1/20/2026	0.00	0.00	2,788,593.00	2,788,593.00	47,056,612.67	No	No
SAN BERNARDINO	SAN BERNARDINO CITY UNIFIED	50/67876-02-001	New Construction	G	6/14/2022	2/25/2026	0.00	0.00	3,200,326.00	3,200,326.00	50,256,938.67	No	No
ALAMEDA	FREMONT UNIFIED	50/61176-11-001	New Construction	G	8/16/2022	2/25/2026	0.00	0.00	6,862,600.00	6,862,600.00	57,119,538.67	No	No
SOLANO	VACAVILLE UNIFIED	57/70573-00-019	Modernization	G	8/16/2022	2/25/2026	0.00	0.00	3,416,654.00	3,416,654.00	60,536,192.67	No	No
LOS ANGELES	ALHAMBRA UNIFIED	57/75713-00-030	Modernization	G	8/16/2022	2/25/2026	0.00	0.00	5,420,037.00	5,420,037.00	65,956,229.67	No	Yes
LOS ANGELES	LOS ANGELES UNIFIED	57/64733-00-742	Modernization	G	8/31/2022	2/25/2026	0.00	0.00	2,041,551.00	2,041,551.00	67,997,780.67	No	No
LOS ANGELES	LOS ANGELES UNIFIED	57/64733-00-743	Modernization	G	10/5/2022	2/25/2026	0.00	0.00	648,905.00	648,905.00	68,646,685.67	No	No
ORANGE	OCEAN VIEW ELEMENTARY	57/66613-00-025	Modernization	G	10/7/2022	2/25/2026	0.00	0.00	937,126.00	937,126.00	69,583,811.67	No	No
LOS ANGELES	LOS ANGELES UNIFIED	57/64733-00-744	Modernization	G	10/18/2022	2/25/2026	0.00	0.00	2,266,806.00	2,266,806.00	71,850,617.67	No	No
LOS ANGELES	LOS ANGELES UNIFIED	57/64733-00-745	Modernization	G	10/20/2022	2/25/2026	0.00	0.00	3,892,544.00	3,892,544.00	75,743,161.67	No	No
LOS ANGELES	LOS ANGELES UNIFIED	57/64733-00-746	Modernization	G	11/3/2022	2/25/2026	0.00	0.00	3,516,055.00	3,516,055.00	79,259,216.67	No	No
LOS ANGELES	LOS ANGELES UNIFIED	57/64733-09-013	Modernization	G	11/7/2022	2/25/2026	0.00	0.00	9,335,339.00	9,335,339.00	88,594,555.67	No	No
LOS ANGELES	LOS ANGELES UNIFIED	57/64733-00-747	Modernization	G	11/9/2022	2/25/2026	0.00	0.00	1,216,619.00	1,216,619.00	89,811,174.67	No	No
SAN BERNARDINO	SAN BERNARDINO CITY UNIFIED	50/67876-03-001	New Construction	G	12/1/2022	2/25/2026	0.00	0.00	504,207.00	504,207.00	90,315,381.67	No	No
CONTRA COSTA	SAN RAMON VALLEY UNIFIED	57/61804-00-047	Modernization	G	12/12/2022	2/25/2026	0.00	0.00	831,464.00	831,464.00	91,146,845.67	No	No
TULARE	VISALIA UNIFIED	57/72256-00-038	Modernization	G	1/9/2023	2/25/2026	0.00	0.00	1,383,841.00	1,383,841.00	92,530,686.67	No	No
SAN BERNARDINO	SAN BERNARDINO CITY UNIFIED	57/67876-00-122	Modernization	G	1/10/2023	2/25/2026	0.00	0.00	2,141,626.00	2,141,626.00	94,672,312.67	No	Yes
LOS ANGELES	LOS ANGELES UNIFIED	57/64733-54-030	Modernization	G	1/25/2023	2/25/2026	0.00	0.00	2,192,924.00	2,192,924.00	96,865,236.67	No	Yes
CONTRA COSTA	BRENTWOOD UNION	50/61655-00-014	New Construction	G	1/26/2023	2/25/2026	0.00	0.00	2,103,831.00	2,103,831.00	98,969,067.67	No	No
LOS ANGELES	LOS ANGELES UNIFIED	57/64733-61-010	Modernization	G	1/26/2023	2/25/2026	0.00	0.00	3,264,740.00	3,264,740.00	102,233,807.67	No	Yes
SONOMA	GRAVENSTEIN UNION ELEMENTARY	57/70714-00-004	Modernization	G	1/28/2023	2/25/2026	0.00	0.00	881,982.00	881,982.00	103,115,789.67	No	Yes
SUTTER	MERIDIAN ELEMENTARY	57/71415-00-002	Modernization	D	1/27/2023	2/25/2026	41,814.17	0.00	74,083.00	115,897.17	103,231,686.84	No	Yes
LOS ANGELES	ARCADIA UNIFIED	57/64261-00-006	Modernization	G	1/31/2023	2/25/2026	0.00	0.00	1,259,186.00	1,259,186.00	104,490,872.84	No	No
LOS ANGELES	ARCADIA UNIFIED	57/64261-00-006	Modernization	G	1/31/2023	4/29/2026	0.00	0.00	44,869.00	44,869.00	104,535,741.84	No	No
LOS ANGELES	ARCADIA UNIFIED	57/64261-00-007	Modernization	G	1/31/2023	2/25/2026	0.00	0.00	4,577,034.00	4,577,034.00	109,112,775.84	No	Yes
LOS ANGELES	ARCADIA UNIFIED	57/64261-00-008	Modernization	G	1/31/2023	2/25/2026	0.00	0.00	4,084,016.00	4,084,016.00	113,196,791.84	No	Yes
SAN DIEGO	SAN DIEGO UNIFIED	57/68338-00-274	Modernization	G	1/31/2023	2/25/2026	0.00	0.00	1,168,158.00	1,168,158.00	114,364,949.84	No	No
LOS ANGELES	ARCADIA UNIFIED	57/64261-00-009	Modernization	G	2/1/2023	2/25/2026	0.00	0.00	4,886,105.00	4,886,105.00	119,251,054.84	No	Yes
LOS ANGELES	EL MONTE UNION HIGH	57/64519-00-005	Modernization	G	2/2/2023	2/25/2026	0.00	0.00	10,146,841.00	10,146,841.00	129,397,895.84	No	Yes
RIVERSIDE	RIVERSIDE UNIFIED	57/67215-00-050	Modernization	G	2/6/2023	2/25/2026	0.00	0.00	5,656,457.00	5,656,457.00	135,054,352.84	No	No
RIVERSIDE	RIVERSIDE UNIFIED	57/67215-00-051	Modernization	G	2/6/2023	2/25/2026	0.00	0.00	6,333,835.00	6,333,835.00	141,388,187.84	No	Yes
SACRAMENTO	SAN JUAN UNIFIED	57/67447-00-084	Modernization	G	2/8/2023	2/25/2026	0.00	0.00	3,333,392.00	3,333,392.00	144,721,579.84	No	No
SAN DIEGO	LAKESIDE UNION ELEMENTARY	57/68189-00-011	Modernization	G	2/8/2023	2/25/2026	0.00	0.00	1,792,657.00	1,792,657.00	146,514,236.84	No	Yes
LOS ANGELES	LOS ANGELES UNIFIED	57/64733-38-025	Modernization	G	2/9/2023	2/25/2026	0.00	0.00	838,584.00	838,584.00	147,352,820.84	No	No
SAN LUIS OBISPO	TEMPLETON UNIFIED	50/68841-00-003	New Construction	G	2/10/2023	2/25/2026	0.00	0.00	242,207.00	242,207.00	147,595,027.84	No	Yes
BUTTE	DURHAM UNIFIED	57/61432-00-002	Modernization	G	2/10/2023	2/25/2026	0.00	0.00	1,105,052.00	1,105,052.00	148,700,079.84	No	No
SONOMA	WAUGH ELEMENTARY	57/70995-00-002	Modernization	G	2/13/2023	2/25/2026	0.00	0.00	1,162,106.00	1,162,106.00	149,862,185.84	No	No
ORANGE	SANTA ANA UNIFIED	57/66670-00-069	Modernization	G	2/14/2023	2/25/2026	0.00	0.00	1,847,956.00	1,847,956.00	151,710,141.84	No	No
RIVERSIDE	MENIFEE UNION ELEMENTARY	50/67116-00-019	New Construction	G	2/15/2023	2/25/2026	0.00	0.00	2,042,716.00	2,042,716.00	153,752,857.84	No	Yes
RIVERSIDE	MENIFEE UNION ELEMENTARY	50/67116-00-020	New Construction	G	2/15/2023	2/25/2026	0.00	0.00	3,338,541.00	3,338,541.00	157,091,398.84	No	Yes
RIVERSIDE	MENIFEE UNION ELEMENTARY	50/67116-00-021	New Construction	G	2/15/2023	2/25/2026	0.00	0.00	2,865,402.00	2,865,402.00	159,956,800.84	No	Yes
ALAMEDA	SAN LEANDRO UNIFIED	57/61291-00-027	Modernization	G	2/15/2023	2/25/2026	0.00	0.00	1,080,296.00	1,080,296.00	161,037,096.84	No	Yes
RIVERSIDE	MENIFEE UNION ELEMENTARY	50/67116-00-022	New Construction	G	2/16/2023	2/25/2026	0.00	0.00	3,025,741.00	3,025,741.00	164,062,837.84	No	Yes
RIVERSIDE	MENIFEE UNION ELEMENTARY	50/67116-00-023	New Construction	G	2/16/2023	2/25/2026	0.00	0.00	2,073,548.00	2,073,548.00	166,136,385.84	No	Yes
ALAMEDA	ALAMEDA CITY UNIFIED	57/61119-00-025	Modernization	G	2/16/2023	2/25/2026	0.00	0.00	4,924,822.00	4,924,822.00	171,061,207.84	No	Yes
VENTURA	VENTURA COUNTY OFFICE OF EDUCATION	50/10561-00-004	New Construction	G	2/21/2023	2/25/2026	4,350,616.50	0.00	4,350,616.50	8,701,233.00	179,762,440.84	No	No
VENTURA	VENTURA COUNTY OFFICE OF EDUCATION	57/10561-00-005	Modernization	G	2/21/2023	2/25/2026	704,570.00	0.00	1,056,855.00	1,761,425.00	181,523,865.84	No	No
LOS ANGELES	LOS ANGELES UNIFIED	57/64733-54-028	Modernization	G	2/21/2023	2/25/2026	0.00	0.00	6,372,012.00	6,372,012.00	187,895,877.84	No	No

Unfunded Approvals  
as of April 29, 2026 SAB

County	School District	Application Number	Program	Approval	Received Date	SAB Unfunded Approval	Financial Hardship Apportionment	Loan	State Share	Total Apportionment	Cumulative Amount	Submitted Valid Certification Letter November 2025	Grant Agreement Received as of 5/4/2026
RIVERSIDE	RIVERSIDE UNIFIED	57/67215-00-052	Modernization	G	2/21/2023	2/25/2026	0.00	0.00	4,036,840.00	4,036,840.00	191,932,717.84	No	No
LOS ANGELES	LAWNDALE ELEMENTARY	57/64691-00-011	Modernization	G	2/22/2023	2/25/2026	0.00	0.00	1,359,572.00	1,359,572.00	193,292,289.84	No	Yes
SACRAMENTO	ARCOHE UNION ELEMENTARY	57/67280-00-002	Modernization	G	2/22/2023	2/25/2026	0.00	0.00	1,366,297.00	1,366,297.00	194,658,586.84	No	Yes
LOS ANGELES	LOS ANGELES UNIFIED	57/64733-00-758	Modernization	G	2/23/2023	2/25/2026	0.00	0.00	247,533.00	247,533.00	194,906,119.84	No	Yes
LOS ANGELES	LOS ANGELES UNIFIED	57/64733-00-759	Modernization	G	2/23/2023	2/25/2026	0.00	0.00	2,971,592.00	2,971,592.00	197,877,711.84	No	Yes
CONTRA COSTA	MARTINEZ UNIFIED	50/61739-00-006	New Construction	G	2/27/2023	2/25/2026	0.00	0.00	6,663,131.00	6,663,131.00	204,540,842.84	No	Yes
SAN DIEGO	SAN MARCOS UNIFIED	50/73791-00-022	New Construction	G	2/27/2023	2/25/2026	0.00	0.00	2,279,924.00	2,279,924.00	206,820,766.84	No	Yes
LOS ANGELES	LOS ANGELES UNIFIED	57/64733-20-024	Modernization	G	2/27/2023	2/25/2026	0.00	0.00	2,409,349.00	2,409,349.00	209,230,115.84	No	No
MARIN	NOVATO UNIFIED	57/65417-00-029	Modernization	G	2/27/2023	2/25/2026	0.00	0.00	1,141,698.00	1,141,698.00	210,371,813.84	No	Yes
LOS ANGELES	LOS ANGELES UNIFIED	57/64733-13-011	Modernization	G	10/20/2022	3/25/2026	0.00	0.00	28,701,787.00	28,701,787.00	239,073,600.84	No	No
LOS ANGELES	LOS ANGELES UNIFIED	57/64733-00-757	Modernization	G	1/26/2023	3/25/2026	0.00	0.00	9,352,873.00	9,352,873.00	248,426,473.84	No	No
ALAMEDA	DUBLIN UNIFIED	50/75093-00-015	New Construction	G	2/9/2023	3/25/2026	0.00	0.00	60,482,772.44	60,482,772.44	308,909,246.28	No	No
SAN BENITO	SAN BENITO HIGH	50/67538-00-005	New Construction	G	2/24/2023	3/25/2026	0.00	0.00	2,742,629.00	2,742,629.00	311,651,875.28	No	No
LOS ANGELES	EL SEGUNDO UNIFIED	57/64535-00-008	Modernization	G	2/28/2023	3/25/2026	0.00	0.00	839,568.00	839,568.00	312,491,443.28	No	No
LOS ANGELES	EL SEGUNDO UNIFIED	57/64535-00-009	Modernization	G	3/1/2023	3/25/2026	0.00	0.00	1,761,050.00	1,761,050.00	314,252,493.28	No	No
LOS ANGELES	LOS ANGELES UNIFIED	57/64733-00-760	Modernization	G	3/2/2023	3/25/2026	0.00	0.00	1,522,460.00	1,522,460.00	315,774,953.28	No	No
LOS ANGELES	LOS ANGELES UNIFIED	57/64733-00-762	Modernization	G	3/3/2023	3/25/2026	0.00	0.00	745,692.00	745,692.00	316,520,645.28	No	No
FRESNO	KERMAN UNIFIED	50/73999-00-010	New Construction	G	3/6/2023	3/25/2026	0.00	0.00	18,742,473.56	18,742,473.56	335,263,118.84	No	Yes
SAN DIEGO	LAKEVIEW UNION ELEMENTARY	57/68189-00-012	Modernization	G	3/8/2023	3/25/2026	0.00	0.00	1,758,685.00	1,758,685.00	337,021,803.84	No	Yes
SAN BERNARDINO	SNOWLINE JOINT UNIFIED	57/73957-00-001	Modernization	G	3/8/2023	3/25/2026	0.00	0.00	2,877,620.00	2,877,620.00	339,899,423.84	No	No
SAN BERNARDINO	SNOWLINE JOINT UNIFIED	57/73957-00-006	Modernization	G	3/8/2023	3/25/2026	0.00	0.00	6,520,846.00	6,520,846.00	346,420,269.84	No	No
LOS ANGELES	EL SEGUNDO UNIFIED	57/64535-00-010	Modernization	G	3/10/2023	3/25/2026	0.00	0.00	2,233,829.00	2,233,829.00	348,654,098.84	No	No
MERCED	MERCED UNION HIGH	57/65789-00-011	Modernization	G	3/10/2023	3/25/2026	0.00	0.00	3,655,493.00	3,655,493.00	352,309,591.84	No	Yes
LOS ANGELES	LAWNDALE ELEMENTARY	57/64691-00-012	Modernization	G	3/13/2023	3/25/2026	0.00	0.00	1,325,098.00	1,325,098.00	353,634,689.84	No	No
LOS ANGELES	LAWNDALE ELEMENTARY	57/64691-00-013	Modernization	G	3/13/2023	3/25/2026	0.00	0.00	1,539,439.00	1,539,439.00	355,174,128.84	No	No
LOS ANGELES	LAWNDALE ELEMENTARY	57/64691-00-014	Modernization	G	3/13/2023	3/25/2026	0.00	0.00	1,055,147.00	1,055,147.00	356,229,275.84	No	No
LOS ANGELES	LAWNDALE ELEMENTARY	57/64691-00-015	Modernization	G	3/13/2023	3/25/2026	0.00	0.00	1,433,370.00	1,433,370.00	357,662,645.84	No	No
LOS ANGELES	LAWNDALE ELEMENTARY	57/64691-00-016	Modernization	G	3/13/2023	3/25/2026	0.00	0.00	1,271,922.00	1,271,922.00	358,934,567.84	No	No
LOS ANGELES	LAWNDALE ELEMENTARY	57/64691-00-017	Modernization	G	3/13/2023	3/25/2026	0.00	0.00	656,395.00	656,395.00	359,590,962.84	No	No
SAN BERNARDINO	HESPERIA UNIFIED	57/75044-00-008	Modernization	G	3/16/2023	3/25/2026	0.00	0.00	1,061,665.00	1,061,665.00	360,652,627.84	No	No
SAN BERNARDINO	HESPERIA UNIFIED	57/75044-00-009	Modernization	G	3/16/2023	3/25/2026	0.00	0.00	1,345,971.00	1,345,971.00	361,998,598.84	No	No
SAN BERNARDINO	HESPERIA UNIFIED	57/75044-00-010	Modernization	G	3/16/2023	3/25/2026	0.00	0.00	1,063,143.00	1,063,143.00	363,061,741.84	No	No
SAN BERNARDINO	HESPERIA UNIFIED	57/75044-00-011	Modernization	G	3/16/2023	3/25/2026	0.00	0.00	1,796,943.00	1,796,943.00	364,858,684.84	No	No
SAN BERNARDINO	HESPERIA UNIFIED	57/75044-00-013	Modernization	G	3/16/2023	3/25/2026	0.00	0.00	940,917.00	940,917.00	365,799,601.84	No	No
SAN BERNARDINO	HESPERIA UNIFIED	57/75044-00-014	Modernization	G	3/16/2023	3/25/2026	0.00	0.00	1,450,363.00	1,450,363.00	367,249,964.84	No	No
SAN BERNARDINO	HESPERIA UNIFIED	57/75044-00-015	Modernization	G	3/16/2023	3/25/2026	0.00	0.00	955,150.00	955,150.00	368,205,114.84	No	No
SAN BERNARDINO	HESPERIA UNIFIED	57/75044-00-016	Modernization	G	3/16/2023	3/25/2026	0.00	0.00	5,445,592.00	5,445,592.00	373,650,706.84	No	No
SAN BERNARDINO	HESPERIA UNIFIED	57/75044-00-017	Modernization	G	3/16/2023	3/25/2026	0.00	0.00	2,776,265.00	2,776,265.00	376,426,971.84	No	No
SAN BERNARDINO	HESPERIA UNIFIED	57/75044-00-018	Modernization	G	3/16/2023	3/25/2026	0.00	0.00	1,311,898.00	1,311,898.00	377,738,869.84	No	No
SAN BERNARDINO	HESPERIA UNIFIED	57/75044-00-019	Modernization	G	3/16/2023	3/25/2026	0.00	0.00	1,265,393.00	1,265,393.00	379,004,262.84	No	No
SAN BERNARDINO	HESPERIA UNIFIED	57/75044-00-020	Modernization	G	3/16/2023	3/25/2026	0.00	0.00	1,501,695.00	1,501,695.00	380,505,957.84	No	No
SAN BERNARDINO	HESPERIA UNIFIED	57/75044-00-021	Modernization	G	3/16/2023	3/25/2026	0.00	0.00	1,290,907.00	1,290,907.00	381,796,864.84	No	No
SAN BERNARDINO	HESPERIA UNIFIED	57/75044-00-023	Modernization	G	3/16/2023	3/25/2026	0.00	0.00	922,024.00	922,024.00	382,718,888.84	No	No
SAN BERNARDINO	HESPERIA UNIFIED	57/75044-00-024	Modernization	G	3/16/2023	3/25/2026	0.00	0.00	4,848,789.00	4,848,789.00	387,567,677.84	No	No
SAN BERNARDINO	HESPERIA UNIFIED	57/75044-00-028	Modernization	G	3/16/2023	3/25/2026	0.00	0.00	3,327,215.00	3,327,215.00	390,894,892.84	No	No
SAN BERNARDINO	HESPERIA UNIFIED	57/75044-00-029	Modernization	G	3/16/2023	3/25/2026	0.00	0.00	1,753,102.00	1,753,102.00	392,647,994.84	No	No
STANISLAUS	TURLOCK UNIFIED	57/75739-00-018	Modernization	G	3/16/2023	3/25/2026	0.00	0.00	2,842,590.00	2,842,590.00	395,490,584.84	No	Yes
SAN DIEGO	SAN DIEGO UNIFIED	57/68338-00-277	Modernization	G	3/17/2023	3/25/2026	0.00	0.00	1,736,145.00	1,736,145.00	397,226,729.84	No	No
LOS ANGELES	LOS ANGELES UNIFIED	57/64733-00-740	Modernization	G	7/8/2022	4/29/2026	0.00	0.00	18,787,788.00	18,787,788.00	416,014,517.84	No	No
LOS ANGELES	LOS ANGELES UNIFIED	57/64733-00-761	Modernization	G	3/2/2023	4/29/2026	0.00	0.00	1,990,211.00	1,990,211.00	418,004,728.84	No	No
RIVERSIDE	RIVERSIDE UNIFIED	50/67215-00-044	New Construction	G	3/13/2023	4/29/2026	0.00	0.00	7,241,080.50	7,241,080.50	425,245,809.34	No	No
RIVERSIDE	RIVERSIDE UNIFIED	57/67215-00-053	Modernization	G	3/13/2023	4/29/2026	0.00	0.00	5,613,270.00	5,613,270.00	430,859,079.34	No	No
LOS ANGELES	LOS ANGELES UNIFIED	57/64733-38-026	Modernization	G	3/20/2023	4/29/2026	0.00	0.00	2,384,203.00	2,384,203.00	433,243,282.34	No	No
LOS ANGELES	LOS ANGELES UNIFIED	57/64733-00-763	Modernization	G	3/21/2023	4/29/2026	0.00	0.00	2,323,950.00	2,323,950.00	435,567,232.34	No	No
SAN DIEGO	SAN DIEGO UNIFIED	57/68338-00-278	Modernization	G	3/21/2023	4/29/2026	0.00	0.00	714,126.00	714,126.00	436,281,358.34	No	Yes
STANISLAUS	TURLOCK UNIFIED	57/75739-00-019	Modernization	G	3/21/2023	4/29/2026	0.00	0.00	10,440,073.00	10,440,073.00	446,721,431.34	No	No
LOS ANGELES	LOS ANGELES UNIFIED	57/64733-15-013	Modernization	G	3/23/2023	4/29/2026	0.00	0.00	1,795,469.00	1,795,469.00	448,516,900.34	No	No
SAN DIEGO	SAN DIEGO UNIFIED	57/68338-00-281	Modernization	G	3/24/2023	4/29/2026	0.00	0.00	295,819.00	295,819.00	448,812,719.34	No	Yes
LOS ANGELES	LOS ANGELES UNIFIED	57/64733-11-015	Modernization	G	3/29/2023	4/29/2026	0.00	0.00	2,722,255.00	2,722,255.00	451,534,974.34	No	No
SAN DIEGO	SAN DIEGO UNIFIED	57/68338-00-283	Modernization	G	4/3/2023	4/29/2026	0.00	0.00	809,058.00	809,058.00	452,344,032.34	No	Yes
LOS ANGELES	LOS ANGELES UNIFIED	57/64733-33-023	Modernization	G	4/4/2023	4/29/2026	0.00	0.00	3,186,151.00	3,186,151.00	455,530,183.34	No	No
SAN DIEGO	SAN DIEGO UNIFIED	57/68338-00-284	Modernization	G	4/4/2023	4/29/2026	0.00	0.00	675,329.00	675,329.00	456,205,512.34	No	Yes
LOS ANGELES	WALNUT VALLEY UNIFIED	50/73460-00-014	New Construction	G	4/5/2023	4/29/2026	0.00	0.00	916,146.00	916,146.00	457,121,658.34	No	No
LOS ANGELES	LOS ANGELES UNIFIED	57/64733-00-764	Modernization	G	4/5/2023	4/29/2026	0.00	0.00	6,195,382.00	6,195,382.00	463,317,040.34	No	No
SAN DIEGO	SAN DIEGO UNIFIED	57/68338-00-286	Modernization	G	4/5/2023	4/29/2026	0.00	0.00	4,795,499.00	4,795,499.00	468,112,539.34	No	No
SAN DIEGO	SAN DIEGO UNIFIED	57/68338-00-287	Modernization	G	4/5/2023	4/29/2026	0.00	0.00	306,475.00	306,475.00	468,419,014.34	No	Yes
LOS ANGELES	LOS ANGELES UNIFIED	57/64733-00-765	Modernization	G	4/6/2023	4/29/2026	0.00	0.00	2,831,078.00	2,831,078.00	471,250,092.34	No	No
LOS ANGELES	LOS ANGELES UNIFIED	57/64733-12-011	Modernization	G	4/6/2023	4/29/2026	0.00	0.00	3,776,476.00	3,776,476.00	475,026,568.34	No	No
ORANGE	ANAHEIM UNION HIGH	57/66431-00-033	Modernization	G	4/11/2023	4/29/2026	0.00	0.00	4,724,084.00	4,724,084.00	479,750,652.34	No	Yes

Unfunded Approvals  
as of April 29, 2026 SAB

County	School District	Application Number	Program	Approval	Received Date	SAB Unfunded Approval	Financial Hardship Apportionment	Loan	State Share	Total Apportionment	Cumulative Amount	Submitted Valid Certification Letter November 2025	Grant Agreement Received as of 5/4/2026
LOS ANGELES	LOS ANGELES UNIFIED	57/64733-00-766	Modernization	G	4/12/2023	4/29/2026	0.00	0.00	589,357.00	589,357.00	480,340,009.34	No	No
LOS ANGELES	LOS ANGELES UNIFIED	57/64733-00-767	Modernization	G	4/12/2023	4/29/2026	0.00	0.00	3,187,539.00	3,187,539.00	483,527,548.34	No	No
LOS ANGELES	LOS ANGELES UNIFIED	57/64733-00-768	Modernization	G	4/12/2023	4/29/2026	0.00	0.00	1,729,537.00	1,729,537.00	485,257,085.34	No	No
LOS ANGELES	LOS ANGELES UNIFIED	57/64733-34-017	Modernization	G	4/12/2023	4/29/2026	0.00	0.00	3,860,293.00	3,860,293.00	489,117,378.34	No	No
LOS ANGELES	LOS ANGELES UNIFIED	57/64733-08-008	Modernization	G	4/13/2023	4/29/2026	0.00	0.00	4,383,320.00	4,383,320.00	493,500,698.34	No	No
<b>Total</b>							<b>\$8,591,075.62</b>	<b>\$0.00</b>	<b>\$484,909,622.72</b>	<b>\$493,500,698.34</b>			

\*This Unfunded List (Lack of AB 55 Loans) includes \$2.4 million for 3 projects for Charter School Facilities Program Preliminary Apportionments for Design Funding.

County	School District	Application Number	Program	Approval	Received Date	SAB Date	Financial Hardship Apportionment	Loan	State Share	Total Apportionment	Prop. 47	Prop. 55	Prop. 1D	Prop. 51
LOS ANGELES	LOS ANGELES UNIFIED	54/64733-00-104	Charter	P	5/2/2022	10/26/2022	0.00	18,499,799.40	18,499,799.40	36,999,598.80	0.00	0.00	18,499,799.40	18,499,799.40
SHASTA	CASCADE UNION ELEMENTARY	54/69914-00-002	Charter	P	5/11/2022	10/26/2022	0.00	1,139,625.00	1,139,625.00	2,279,250.00	0.00	0.00	0.00	2,279,250.00
SACRAMENTO	NATOMAS UNIFIED	54/75283-00-009	Charter	P	6/1/2022	10/26/2022	0.00	1,780,934.50	9,780,934.50	11,561,869.00	984,158.50	8,796,776.00	0.00	1,780,934.50
SACRAMENTO	NATOMAS UNIFIED	54/75283-00-010	Charter	P	6/1/2022	10/26/2022	0.00	2,033,351.80	4,033,351.80	6,066,703.60	0.00	4,033,351.80	0.00	2,033,351.80
SACRAMENTO	SACRAMENTO CITY UNIFIED	54/67439-00-009	Charter	P	6/3/2022	10/26/2022	0.00	2,152,028.40	4,842,063.90	6,994,092.30	0.00	0.00	0.00	6,994,092.30
SAN DIEGO	SAN DIEGO UNIFIED	54/68338-02-004	Charter	P	6/3/2022	10/26/2022	0.00	0.00	6,436,435.50	6,436,435.50	0.00	0.00	5,134,935.50	1,301,500.00
SHASTA	SHASTA UNION HIGH	54/70136-02-001	Charter	P	5/2/2022	5/31/2023	0.00	9,482,805.20	9,482,805.20	18,965,610.40	0.00	2,400,721.20	6,532,780.00	10,032,109.20
SAN DIEGO	SAN DIEGO UNIFIED	54/68338-06-001	Charter	P	6/3/2022	12/4/2023	0.00	0.00	11,328,468.30	11,328,468.30	0.00	0.00	11,328,468.30	0.00
SAN DIEGO	SAN DIEGO UNIFIED	54/68338-06-002	Charter	P	6/3/2022	12/4/2023	0.00	0.00	3,388,932.00	3,388,932.00	0.00	0.00	876,071.00	2,512,861.00
SACRAMENTO	TWIN RIVERS UNIFIED	54/76505-00-009	Charter	P	6/3/2022	2/28/2024	0.00	8,260,128.00	8,260,128.00	16,520,256.00	0.00	0.00	0.00	16,520,256.00
<b>Total</b>							<b>0.00</b>	<b>43,348,672.30</b>	<b>77,192,543.60</b>	<b>120,541,215.90</b>	<b>984,158.50</b>	<b>15,230,849.00</b>	<b>42,372,054.20</b>	<b>61,954,154.20</b>

\*This Charter Unfunded Preliminary list does not include \$2.4 million for 3 projects for Charter School Facilities Program Preliminary Apportionments for Design Funding

## **INFORMATION ITEM**

### **SCHOOL FACILITY PROGRAM OFFICE OF PUBLIC SCHOOL CONSTRUCTION FUNDING WORKLOAD LISTING (Applications Received Through April 30, 2026)**

The New Construction and Modernization projects on this list represent complete applications awaiting the Office of Public School Construction (OPSC) processing and scheduling to the State Allocation Board.

This list includes projects that are being presented for approval in this month's State Allocation Board Agenda.

Inclusion on this list does not constitute a guarantee of future funding.

This list is also available on the [OPSC Website](#).

**SFP APPLICATIONS**  
**New Construction School Facility Program**  
**- Workload as of April 30, 2026 -**

<b>District</b>	<b>County</b>	<b>Site Name</b>	<b>Application Number</b>	<b>OPSC Date Received</b>	<b>Estimated State Grant (a)***</b>	<b>Financial Hardship (b)</b>	<b>Notification Occurred**</b>
El Segundo Unified	Los Angeles	El Segundo Middle	50/64535-00-001	04/14/23	\$ 11,957,476	\$ -	09/02/25
Capistrano Unified	Orange	Segunda Elementary	50/66464-00-026	04/18/23	\$ 58,390,961	\$ -	10/01/25
Modesto City Elementary	Stanislaus	Tuolumne Elementary	50/71167-00-001	04/18/23	\$ 1,414,214	\$ -	10/01/25
Santa Maria Joint Union High	Santa Barbara	Santa Maria High	50/69310-00-009	04/24/23	\$ 20,800,489	\$ -	10/01/25
Encinitas Union Elementary	San Diego	Flora Vista Elementary	50/68080-00-002	04/28/23	\$ 1,174,480	\$ -	10/01/25
Jurupa Unified	Riverside	Troth Street Elementary	50/67090-00-020	05/03/23	\$ 7,241,504	\$ -	10/01/25
Twin Rivers Unified	Sacramento	Northlake Elementary	50/76505-04-001	05/10/23	\$ 32,389,035	\$ -	11/03/25
Buellton Union Elementary	Santa Barbara	Oak Valley Elementary	50/69138-00-003	05/17/23	\$ 1,018,185	\$ -	11/03/25
Patterson Joint Unified	Stanislaus	Patterson High	50/71217-00-015	06/12/23	\$ 4,181,436	\$ -	12/01/25
Hemet Unified	Riverside	Ramona Elementary	50/67082-00-019	06/23/23	\$ 5,758,822	\$ -	12/01/25
Sanger Unified	Fresno	Centerville Elementary	50/62414-00-036	07/18/23	\$ 842,358	\$ -	12/01/25
Oxnard Union High	Ventura	Del Sol High	50/72546-00-002	07/20/23	\$ 73,674,294	\$ -	12/31/25
Sanger Unified	Fresno	Lone Star Elementary	50/62414-00-037	08/04/23	\$ 1,282,290	\$ -	01/30/26
Sanger Unified	Fresno	Lincoln Elementary	50/62414-00-038	08/04/23	\$ 2,047,844	\$ -	01/30/26
Sanger Unified	Fresno	John S. Wash Elementary	50/62414-00-039	08/04/23	\$ 2,406,642	\$ -	01/30/26
Coachella Valley Unified	Riverside	Northshore Elementary	50/73676-00-001	08/04/23	\$ 19,738,249	\$ -	01/30/26
Willows Unified	Glenn	Willows Intermediate	50/62661-00-002	08/08/23	\$ 2,052,131	\$ -	01/30/26
Moreno Valley Unified	Riverside	Moreno Elementary	50/67124-00-037	08/08/23	\$ 19,589,457	\$ -	01/30/26
Palo Alto Unified	Santa Clara	Ellen Fletcher Middle	50/69641-00-004	08/08/23	\$ 1,286,786	\$ -	01/30/26
Palo Alto Unified	Santa Clara	Palo Verde Elementary	50/69641-00-005	08/08/23	\$ 1,364,097	\$ -	01/30/26
Lake Elsinore Unified	Riverside	Railroad Canyon Elementary	50/75176-00-023	08/08/23	\$ 3,068,859	\$ -	01/30/26
Menifee Union Elementary	Riverside	Kathryn Newport Middle	50/67116-00-024	08/09/23	\$ 28,620,323	\$ -	01/30/26
Romoland Elementary	Riverside	Harvest Valley Elementary	50/67231-00-004	08/09/23	\$ 1,343,997	\$ -	01/30/26
Atwater Elementary	Merced	Juniper Elementary	50/65631-00-006	08/10/23	\$ 13,768,328	\$ -	01/30/26
Hemet Unified	Riverside	Harmony Elementary	50/67082-00-020	08/11/23	\$ 1,615,252	\$ -	03/02/26
Hemet Unified	Riverside	McSweeny Elementary	50/67082-00-021	08/11/23	\$ 1,795,969	\$ -	03/02/26
Temecula Valley Unified	Riverside	Summit Academy	50/75192-00-041	08/11/23	\$ 9,178,694	\$ -	03/02/26
Rio Bravo-Greeley Union Elementary	Kern	Rio Bravo Elementary	50/73544-00-004	08/22/23	\$ 925,224	\$ -	03/02/26
Rio Bravo-Greeley Union Elementary	Kern	Rio Bravo-Greeley Elementary	50/73544-00-005	08/22/23	\$ 467,500	\$ -	03/02/26
Fowler Unified	Fresno	Fowler High	50/62158-00-003	08/31/23	\$ 2,500,103	\$ -	03/02/26
Greenfield Union Elementary	Monterey	Mary Chapa Academy	50/66035-00-004	09/20/23	\$ 2,086,451	\$ 2,086,451	04/01/26
Central Unified	Fresno	Shields and Brawley Elementary	50/73965-00-020	11/15/23	\$ 14,198,608	\$ -	04/01/26
Fallbrook Union High	San Diego	Fallbrook High	50/68122-00-001	11/27/23	\$ 3,319,592	\$ -	04/01/26
Sulphur Springs Union	Los Angeles	Pinetree Community Elementary	50/65045-00-012	12/07/23	\$ 5,716,003	\$ -	04/01/26
Millville Elementary	Shasta	Millville Elementary	50/70052-00-003	12/08/23	\$ 728,813	\$ 728,813	05/01/26
Alhambra Unified	Los Angeles	Garfield Elementary	50/75713-00-015	12/12/23	\$ 7,232,733	\$ -	05/01/26
Tehama County Department of Education	Tehama	Gerber Elementary	50/10520-00-004	12/15/23	\$ 404,199	\$ 404,199	05/01/26
Roseville City Elementary	Placer	Creekview Elementary	50/66910-00-017	12/22/23	\$ 16,921,411	\$ -	05/01/26
Irvine Unified	Orange	Loma Ridge Elementary	50/73650-00-053	12/27/23	\$ 3,511,349	\$ -	05/01/26
Chowchilla Union High	Madera	Gateway High	50/65201-00-005	01/11/24	\$ 1,331,086	\$ -	05/01/26
Delphic Elementary	Siskiyou	Delphic Elementary	50/70227-00-001	01/16/24	\$ 41,556	\$ 41,556	05/01/26
Flournoy Union Elementary	Tehama	Flournoy Elementary	50/71530-00-002	01/22/24	\$ 28,769	\$ 28,769	05/01/26
San Jacinto Unified	Riverside	Rose Salgado Elementary	50/67249-00-018	01/24/24	\$ 17,206,174	\$ -	05/01/26
Riverside Unified	Riverside	John W. North High	50/67215-00-045	01/25/24	\$ 5,420,683	\$ -	05/01/26
Corona-Norco Unified	Riverside	Victress Bower School for Exceptional Students	50/67033-00-050	01/29/24	\$ 1,110,239	\$ -	05/01/26
Waterford Unified	Stanislaus	Waterford High	50/75572-00-002	02/05/24	\$ 1,340,990	\$ -	
Desert Sands Unified	Riverside	James Earl Carter Elementary	50/67058-00-028	02/07/24	\$ 5,200,767	\$ -	
Riverside Unified	Riverside	Riverside Adult	50/67215-00-046	02/08/24	\$ 3,595,042	\$ -	

**SFP APPLICATIONS**  
**New Construction School Facility Program**  
**- Workload as of April 30, 2026 -**

<b>District</b>	<b>County</b>	<b>Site Name</b>	<b>Application Number</b>	<b>OPSC Date Received</b>	<b>Estimated State Grant (a)***</b>	<b>Financial Hardship (b)</b>	<b>Notification Occurred**</b>
Manteca Unified	San Joaquin	New Haven Elementary	50/68593-00-029	02/13/24	\$ 5,077,397	\$ -	
Banta Unified	San Joaquin	River Islands High	50/77388-00-002	02/13/24	\$ 36,509,959	\$ -	
Temecula Valley Unified	Riverside	Chaparral High	50/75192-01-002	03/12/24	\$ 1,962,378	\$ -	
Manteca Unified	San Joaquin	East Union High	50/68593-00-030	03/13/24	\$ 21,312,177	\$ -	
Ukiah Unified	Mendocino	Nokomis Elementary	50/65615-00-002	03/15/24	\$ 917,052	\$ -	
Ukiah Unified	Mendocino	Yokayo Elementary	50/65615-00-003	03/15/24	\$ 1,814,322	\$ -	
Folsom-Cordova Unified	Sacramento	Alder Creek Elementary	50/67330-21-013	04/01/24	\$ 13,148,399	\$ -	
Ducor Union Elementary	Tulare	Ducor Union Elementary	50/71894-00-003	04/02/24	\$ 247,767	\$ 247,767	
Riverside Unified	Riverside	Casa Blanca Elementary	50/67215-00-047	04/11/24	\$ 18,019,501	\$ -	
Central Unified	Fresno	Justin Garza High	50/73965-00-021	04/12/24	\$ 3,555,465	\$ -	
Semitropic Elementary	Kern	Semitropic Elementary	50/63768-00-002	04/15/24	\$ 90,067	\$ -	
Gridley Unified	Butte	Gridley High	50/75507-00-001	04/16/24	\$ 1,258,308	\$ -	
Durham Unified	Butte	Durham Intermediate	50/61432-00-001	04/17/24	\$ 1,917,569	\$ -	
Tulare City	Tulare	Pleasant Elementary	50/72231-00-010	04/17/24	\$ 2,878,091	\$ -	
Greenfield Union	Kern	Greenfield Middle	50/63503-00-019	04/26/24	\$ 10,595,394	\$ -	
Lammersville Joint Unified	San Joaquin	Mountain House High	50/76760-00-011	05/06/24	\$ 10,333,993	\$ -	
Pacific Elementary	Santa Cruz	Pacific Elementary	50/69781-00-001	05/10/24	\$ 991,010	\$ 991,010	
Cutler-Orosi Joint Unified	Tulare	Orosi High	50/71860-00-007	05/13/24	\$ 2,780,938	\$ 2,780,938	
Ukiah Unified	Mendocino	Oak Manor Elementary	50/65615-00-004	05/14/24	\$ 1,365,687	\$ -	
Taft City	Kern	Jefferson Elementary	50/63800-00-001	05/17/24	\$ 2,872,170	\$ -	
Pond Union Elementary	Kern	Pond Elementary	50/63719-00-002	05/23/24	\$ 752,723	\$ 752,723	
Capistrano Unified	Orange	Esencia K-8	50/66464-00-027	05/30/24	\$ 2,830,802	\$ -	
Brentwood Union Elementary	Contra Costa	Isaac Montanez Elementary (New Middle #4)	50/61655-00-012	06/07/24	\$ 24,314,465	\$ -	
Fairfield-Suisun Unified	Solano	Mary Bird Early Childhood Education Center	50/70540-00-034	06/10/24	\$ 2,331,923	\$ -	
Weaver Union	Merced	Pioneer Elementary	50/65862-00-003	07/22/24	\$ 106,152	\$ -	
Weaver Union	Merced	Pioneer Elementary	50/65862-00-004	07/22/24	\$ 70,726	\$ -	
Weaver Union	Merced	Pioneer Elementary	50/65862-00-005	07/22/24	\$ 70,726	\$ -	
Weaver Union	Merced	Farmdale Elementary	50/65862-00-006	07/22/24	\$ 88,407	\$ -	
Weaver Union	Merced	Farmdale Elementary	50/65862-00-007	07/22/24	\$ 88,407	\$ -	
Weaver Union	Merced	Farmdale Elementary	50/65862-00-008	07/22/24	\$ 88,407	\$ -	
Monterey Peninsula Unified	Monterey	George C. Marshall Elementary	50/66092-00-001	07/24/24	\$ 499,185	\$ -	
Dublin Unified	Alameda	Emerald High	50/75093-00-016	07/30/24	\$ 28,700,534	\$ -	
Corona-Norco Unified	Riverside	Highland Elementary	50/67033-00-051	07/31/24	\$ 3,200,202	\$ -	
Hemet Unified	Riverside	Hemet Dual Language Academy	50/67082-00-022	08/01/24	\$ 1,923,761	\$ -	
Jefferson Union High	San Mateo	Adult Education Division	50/68924-00-001	08/02/24	\$ 3,248,909	\$ -	
Martinez Unified	Contra Costa	Morello Park Elementary	50/61739-00-007	08/03/24	\$ 1,954,676	\$ -	
Hemet Unified	Riverside	Winchester Elementary	50/67082-00-023	08/05/24	\$ 3,846,204	\$ -	
Paradise Unified	Butte	Cedarwood Elementary	50/61531-00-004	08/06/24	\$ 3,450,913	\$ -	
Monterey Peninsula Unified	Monterey	Marina Vista Elementary	50/66092-00-002	08/06/24	\$ 925,406	\$ -	
San Juan Unified	Sacramento	Arcade Fundamental Middle	50/67447-00-005	08/06/24	\$ 6,614,256	\$ -	
Rocklin Unified	Placer	Quarry Trail Elementary	50/75085-00-017	08/06/24	\$ 2,273,020	\$ -	
Hemet Unified	Riverside	Cawston Elementary	50/67082-00-024	08/07/24	\$ 2,039,396	\$ -	
Hemet Unified	Riverside	Harmony Elementary	50/67082-00-025	08/07/24	\$ 2,039,396	\$ -	
Hemet Unified	Riverside	McSweeny Elementary	50/67082-00-026	08/07/24	\$ 818,206	\$ -	
Menifee Union Elementary	Riverside	Sally Buselt Elementary	50/67116-00-025	08/07/24	\$ 13,892,798	\$ -	
Menifee Union Elementary	Riverside	Ridgemoor Elementary	50/67116-00-026	08/07/24	\$ 3,172,731	\$ -	
Palermo Union Elementary	Butte	Helen M. Wilcox Elementary	50/61523-00-003	08/08/24	\$ 905,770	\$ -	
Live Oak Unified	Sutter	Live Oak Alternative	50/71399-00-003	08/08/24	\$ 2,791,449	\$ -	

**SFP APPLICATIONS**  
**New Construction School Facility Program**  
**- Workload as of April 30, 2026 -**

District	County	Site Name	Application Number	OPSC Date Received	Estimated State Grant (a)***	Financial Hardship (b)	Notification Occurred**
Live Oak Unified	Sutter	Luther Elementary	50/71399-00-004	08/08/24	\$ 3,140,368	\$ -	
Franklin-McKinley Elementary	Santa Clara	Windmill Springs Elementary	50/69450-00-003	08/11/24	\$ 902,016	\$ -	
Newport-Mesa Unified	Orange	Victoria Elementary	50/66597-00-020	08/14/24	\$ 1,781,472	\$ -	
Newport-Mesa Unified	Orange	Eastbluff Elementary	50/66597-00-021	08/14/24	\$ 2,070,216	\$ -	
Newport-Mesa Unified	Orange	Newport Heights Elementary	50/66597-00-022	08/14/24	\$ 1,328,765	\$ -	
Newport-Mesa Unified	Orange	Killybrooke Elementary	50/66597-00-023	08/14/24	\$ 1,849,628	\$ -	
Newport-Mesa Unified	Orange	California Elementary	50/66597-00-024	08/14/24	\$ 897,786	\$ -	
Irvine Unified	Orange	Greentree Elementary	50/73650-00-054	08/15/24	\$ 794,381	\$ -	
Irvine Unified	Orange	Santiago Hills Elementary	50/73650-00-055	08/15/24	\$ 876,324	\$ -	
Clovis Unified	Fresno	Hirayama Elementary	50/62117-00-031	08/16/24	\$ 18,077,911	\$ -	
Hemet Unified	Riverside	Whittier Elementary	50/67082-00-027	08/16/24	\$ 8,528,919	\$ -	
Vallecitos Elementary	San Diego	Vallecitos Elementary	50/68437-00-001	08/23/24	\$ 166,790	\$ 166,790	
Sanger Unified	Fresno	Sanger Educational Complex	50/62414-00-040	08/26/24	\$ 7,218,329	\$ -	
Palermo Union Elementary	Butte	Golden Hills Elementary	50/61523-00-004	09/05/24	\$ 1,354,405	\$ -	
Palermo Union Elementary	Butte	Palermo Middle	50/61523-00-005	09/05/24	\$ 1,435,036	\$ -	
Mountain View-Los Altos Union High	Santa Clara	Los Altos High	50/69609-01-002	09/06/24	\$ 1,335,549	\$ -	
Corona-Norco Unified	Riverside	Auburndale Intermediate	50/67033-00-052	09/12/24	\$ 905,437	\$ -	
Banning Unified	Riverside	Florida Street Discovery Center	50/66985-00-007	09/13/24	\$ 2,802,039	\$ -	
Anaheim Elementary	Orange	Edison (Thomas) Elementary	50/66423-00-012	09/19/24	\$ 2,049,399	\$ -	
Willows Unified	Glenn	Murdock Elementary	50/62661-00-003	09/22/24	\$ 1,654,930	\$ -	
Taft City	Kern	Parkview Elementary	50/63800-00-002	09/23/24	\$ 1,438,083	\$ -	
Valley Home Joint Elementary	Stanislaus	Valley Home Elementary	50/71324-00-002	09/24/24	\$ 78,850	\$ 78,850	
Valley Home Joint Elementary	Stanislaus	Valley Home Elementary	50/71324-00-003	09/24/24	\$ 247,867	\$ 247,867	
Sequoia Union Elementary	Tulare	Sequoia Union Elementary	50/72116-00-002	10/08/24	\$ 7,813,994	\$ -	
Hesperia Unified	San Bernardino	Lime Street Elementary	50/75044-00-039	10/09/24	\$ 1,064,808	\$ -	
Hesperia Unified	San Bernardino	Mission Crest Elementary	50/75044-00-040	10/09/24	\$ 898,461	\$ -	
Hesperia Unified	San Bernardino	Maple Elementary	50/75044-00-041	10/09/24	\$ 863,763	\$ -	
Irvine Unified	Orange	Irvine High	50/73650-00-056	10/14/24	\$ 2,154,995	\$ -	
Weaver Union	Merced	Weaver Middle	50/65862-00-009	10/22/24	\$ 312,777	\$ -	
Weaver Union	Merced	Weaver Middle	50/65862-00-010	10/22/24	\$ 348,804	\$ -	
Weaver Union	Merced	Weaver Middle	50/65862-00-011	10/22/24	\$ 348,804	\$ -	
Weaver Union	Merced	Weaver Middle	50/65862-00-012	10/22/24	\$ 348,804	\$ -	
Weaver Union	Merced	Weaver Middle	50/65862-00-013	10/22/24	\$ 348,804	\$ -	
Beaumont Unified	Riverside	Glen View High	50/66993-00-024	10/23/24	\$ 2,605,808	\$ -	
North Cow Creek Elementary	Shasta	North Cow Creek Elementary	50/70078-00-002	10/23/24	\$ 387,942	\$ 387,942	
Palm Springs Unified	Riverside	Landau Elementary	50/67173-00-017	10/28/24	\$ 6,644,225	\$ -	
Lemon Grove	San Diego	Lemon Grove Early Childhood Education Center	50/68205-00-001	10/28/24	\$ 1,345,905	\$ -	
Irvine Unified	Orange	Portola High	50/73650-00-057	10/28/24	\$ 9,709,270	\$ -	
Calistoga Joint Unified	Napa	Calistoga Junior/Senior High	50/66241-00-001	10/29/24	\$ 2,556,089	\$ -	
Palm Springs Unified	Riverside	Sunny Sands Elementary	50/67173-00-018	10/29/24	\$ 8,122,687	\$ -	
Big Springs Union Elementary	Siskiyou	Big Springs Elementary	50/70185-00-001	10/29/24	\$ 170,316	\$ 170,316	
El Centro Elementary	Imperial	Victoria Ranch Elementary	50/63123-00-004	10/30/24	\$ 25,579,425	\$ -	
King City Union	Monterey	King City Arts Magnet	50/66050-00-004	10/30/24	\$ 1,846,471	\$ -	
Sacramento City Unified	Sacramento	Nicholas Elementary	50/67439-00-005	10/30/24	\$ 11,140,107	\$ -	
Mountain View-Los Altos Union High	Santa Clara	Mountain View High	50/69609-02-002	10/30/24	\$ 7,919,815	\$ -	
Irvine Unified	Orange	Eastwood Elementary	50/73650-04-003	10/30/24	\$ 3,662,924	\$ -	
Konocti Unified	Lake	Lower Lake High	50/64022-00-003	10/31/24	\$ 1,588,243	\$ -	
San Luis Coastal Unified	San Luis Obispo	Del Mar Elementary	50/68809-00-001	10/31/24	\$ 448,635	\$ -	

**SFP APPLICATIONS**  
**New Construction School Facility Program**  
**- Workload as of April 30, 2026 -**

District	County	Site Name	Application Number	OPSC Date Received	Estimated State Grant (a)***	Financial Hardship (b)	Notification Occurred**
Wheatland Union High	Yuba	Wheatland Union High	50/72769-00-001	10/31/24	\$ 3,402,278	\$ -	
Pond Union Elementary	Kern	Pond Elementary	50/63719-00-003****	11/15/24	\$ 752,723	\$ 752,723	
Valley Home Joint Elementary	Stanislaus	Valley Home Elementary	50/71324-00-004****	11/15/24	\$ 78,850	\$ 78,850	
Valley Home Joint Elementary	Stanislaus	Valley Home Elementary	50/71324-00-005****	11/15/24	\$ 247,767	\$ 247,767	
Ukiah Unified	Mendocino	Grace Hudson Elementary	50/65615-00-005	11/22/24	\$ 911,577	\$ -	
Ukiah Unified	Mendocino	Calpella Elementary	50/65615-00-006	11/22/24	\$ 1,365,687	\$ -	
Ukiah Unified	Mendocino	Frank Zeek Elementary	50/65615-00-007	11/22/24	\$ 1,625,082	\$ -	
Western Placer Unified	Placer	Phoenix High (Continuation)	50/66951-00-014	11/22/24	\$ 7,170,495	\$ -	
Grant Elementary	Shasta	Grant Elementary	50/70003-00-004	11/22/24	\$ 825,185	\$ 825,185	
Dublin Unified	Alameda	Emerald High	50/75093-00-017****	11/22/24	\$ 32,234,098	\$ -	
Sanger Unified	Fresno	Sanger Educational Complex	50/62414-00-041****	12/03/24	\$ 7,218,329	\$ -	
Greenfield Union	Kern	Greenfield Middle	50/63503-00-020****	12/03/24	\$ 5,297,697	\$ -	
Maple Elementary	Kern	New Elementary	50/63610-00-005	12/03/24	\$ 644,869	\$ 644,869	
Grenada Elementary	Siskiyou	Grenada Elementary	50/70326-00-003	12/11/24	\$ 239,704	\$ 239,704	
Alisal Union	Monterey	Buckhorn Early Learning Center	50/65961-00-013	12/13/24	\$ 2,678,544	\$ -	
Greenfield Union Elementary	Monterey	Arroyo Seco Academy	50/66035-00-005	12/20/24	\$ 1,816,189	\$ 1,816,189	
Greenfield Union Elementary	Monterey	Cesar Chavez Elementary	50/66035-00-006	12/26/24	\$ 1,909,398	\$ 1,909,398	
San Juan Unified	Sacramento	Katherine Johnson Middle	50/67447-05-001	01/06/25	\$ 8,253,033	\$ -	
Hermosa Beach City Elementary	Los Angeles	Hermosa Valley Elementary	50/64600-00-002	01/10/25	\$ 157,700	\$ 157,700	
San Benito High	San Benito	New High	50/67538-00-006	01/13/25	\$ 10,187,040	\$ 10,187,040	
Vallecitos Elementary	San Diego	Vallecitos Elementary	50/68437-00-002	01/16/25	\$ 166,790	\$ 166,790	
Stanislaus Union Elementary	Stanislaus	Agnes M. Baptist Elementary	50/71282-00-003	01/17/25	\$ 897,270	\$ -	
Stanislaus Union Elementary	Stanislaus	Mary Lou Dieterich Elementary	50/71282-00-004	01/17/25	\$ 897,270	\$ -	
Tehama County Department of Education	Tehama	Gerber Elementary	50/10520-00-004	01/27/25	\$ -	\$ -	
Santa Rosa High	Sonoma	Montgomery High	50/70920-00-002	02/03/25	\$ 6,066,281	\$ -	
Hesperia Unified	San Bernardino	Cottonwood Elementary	50/75044-00-042	02/06/25	\$ 907,132	\$ -	
Hesperia Unified	San Bernardino	Eucalyptus Elementary	50/75044-00-043	02/06/25	\$ 907,132	\$ -	
Hesperia Unified	San Bernardino	Kingston Elementary	50/75044-00-044	02/06/25	\$ 904,046	\$ -	
Hesperia Unified	San Bernardino	Mesquite Trails Elementary	50/75044-00-045	02/06/25	\$ 911,900	\$ -	
Tulare City	Tulare	Roosevelt Elementary	50/72231-00-011	02/11/25	\$ 3,140,050	\$ -	
River Delta Joint Unified	Sacramento	Riverview Middle	50/67413-00-001	02/20/25	\$ 516,087	\$ -	
Konocti Unified	Lake	Obsidian Middle	50/64022-00-004	03/03/25	\$ 2,916,371	\$ -	
Oak Park Unified	Ventura	Oak Hills Elementary	50/73874-00-002	03/03/25	\$ 2,407,132	\$ -	
Red Bluff Union Elementary	Tehama	Red Bluff Community Day	50/71621-00-004	03/14/25	\$ 1,389,182	\$ -	
Washington Unified	Fresno	Washington High	50/76778-00-002	03/18/25	\$ 1,964,836	\$ -	
Kirkwood Elementary	Tehama	Kirkwood Elementary	50/71555-00-002	03/24/25	\$ 158,470	\$ 158,470	
North Cow Creek Elementary	Shasta	North Cow Creek Elementary	50/70078-00-003****	03/25/25	\$ 389,836	\$ 389,836	
General Shafter Elementary	Kern	New Elementary	50/63487-00-002	04/01/25	\$ 1,247,619	\$ 1,247,619	
Pleasanton Unified	Alameda	Donlon Elementary	50/75101-00-014	04/04/25	\$ 2,793,715	\$ -	
Pleasanton Unified	Alameda	Fairlands Elementary	50/75101-00-015	04/04/25	\$ 3,164,548	\$ -	
Desert Sands Unified	Riverside	Elementary #7	50/67058-00-029	04/15/25	\$ 8,648,941	\$ -	
Antelope Elementary	Tehama	Antelope Elementary	50/71472-00-005	04/16/25	\$ 113,172	\$ 113,172	
Antelope Elementary	Tehama	Berrendos Middle	50/71472-00-006	04/16/25	\$ 258,452	\$ 258,452	
Chico Unified	Butte	Little Chico Creek Elementary	50/61424-00-014	04/28/25	\$ 1,731,564	\$ -	
Capistrano Unified	Orange	Capistrano Valley High	50/66464-00-028	04/28/25	\$ 1,973,932	\$ -	
San Luis Coastal Unified	San Luis Obispo	Bishop's Peak Elementary	50/68809-00-002	04/29/25	\$ 2,763,405	\$ -	
Rio Bravo-Greeley Union Elementary	Kern	Rio Bravo Elementary	50/73544-00-006	04/30/25	\$ 1,593,327	\$ 1,593,327	
Rio Bravo-Greeley Union Elementary	Kern	Rio Bravo Elementary	50/73544-00-007****	04/30/25	\$ 906,943	\$ -	

**SFP APPLICATIONS**  
**New Construction School Facility Program**  
- Workload as of April 30, 2026 -

District	County	Site Name	Application Number	OPSC Date Received	Estimated State Grant (a)***	Financial Hardship (b)	Notification Occurred**
Rio Bravo-Greeley Union Elementary	Kern	Rio Bravo-Greeley Elementary	50/73544-00-008****	04/30/25	\$ 461,467	\$ -	
Lakeside Union	Kern	New Elementary	50/63552-00-007	05/06/25	\$ 2,552,120	\$ 2,552,120	
Lakeside Union	Kern	New Middle	50/63552-00-008	05/06/25	\$ 1,768,910	\$ 1,768,910	
Ferndale Unified	Humboldt	Ferndale Elementary	50/75374-00-002	05/13/25	\$ 339,489	\$ 339,489	
San Luis Coastal Unified	San Luis Obispo	C L Smith Elementary	50/68809-00-003	05/20/25	\$ 1,640,102	\$ -	
Banta Unified	San Joaquin	NextGeneration STEAM Academy	50/77388-00-004	05/21/25	\$ 584,964	\$ -	
San Luis Coastal Unified	San Luis Obispo	Hawthorne Elementary	50/68809-00-004	05/23/25	\$ 6,042,286	\$ -	
Salinas Union High	Monterey	North Salinas High	50/66159-00-008	05/28/25	\$ 9,196,731	\$ -	
Salinas Union High	Monterey	Alisal High	50/66159-00-009	05/28/25	\$ 5,858,460	\$ -	
Colton Joint Unified	San Bernardino	Woodrow Wilson Elementary	50/67686-00-032	06/02/25	\$ 2,187,888	\$ -	
San Luis Coastal Unified	San Luis Obispo	Los Ranchos Elementary	50/68809-00-005	06/04/25	\$ 1,794,898	\$ -	
Palermo Union Elementary	Butte	Golden Hills Elementary	50/61523-00-006	06/05/25	\$ 1,764,802	\$ 1,764,802	
Allensworth Elementary	Tulare	Allensworth Elementary	50/71795-00-003	06/10/25	\$ 735,664	\$ 735,664	
Taft City	Kern	Taft Primary	50/63800-00-003	06/20/25	\$ 724,263	\$ -	
Liberty Elementary	Sonoma	Liberty Elementary	50/71985-00-003	06/20/25	\$ 9,295,144	\$ -	
Summerville Elementary	Tuolumne	Summerville Elementary	50/72405-00-001	06/23/25	\$ 169,744	\$ 169,744	
Summerville Elementary	Tuolumne	Summerville Elementary	50/72405-00-002	06/23/25	\$ 79,235	\$ 79,235	
Golden Valley Unified	Madera	Stone Creek Elementary	50/75580-00-005	06/23/25	\$ 2,419,650	\$ -	
Corona-Norco Unified	Riverside	Clara Barton Elementary	50/67033-00-053	06/24/25	\$ 1,774,864	\$ -	
Corona-Norco Unified	Riverside	Jefferson Elementary	50/67033-00-054	06/24/25	\$ 1,584,700	\$ -	
Corona-Norco Unified	Riverside	Louis VanderMolen Fundamental Elementary	50/67033-00-055	06/26/25	\$ 1,774,864	\$ -	
Madera Unified	Madera	King Husein K-8	50/65243-00-013	07/02/25	\$ 25,332,635	\$ -	
Hesperia Unified	San Bernardino	Cottonwood Elementary	50/75044-00-046	07/02/25	\$ 1,358,847	\$ -	
Hesperia Unified	San Bernardino	Cypress School of the Arts	50/75044-00-047	07/02/25	\$ 1,385,562	\$ -	
Hesperia Unified	San Bernardino	Kingston Elementary	50/75044-00-048	07/02/25	\$ 1,369,488	\$ -	
Hesperia Unified	San Bernardino	Krystal School of Science, Math & Technology	50/75044-00-049	07/02/25	\$ 1,379,691	\$ -	
Hesperia Unified	San Bernardino	Mission Crest Elementary	50/75044-00-050	07/02/25	\$ 1,369,488	\$ -	
Hesperia Unified	San Bernardino	Eucalyptus Elementary	50/75044-00-051	07/02/25	\$ 1,366,242	\$ -	
Hesperia Unified	San Bernardino	Topaz Preparatory Academy	50/75044-00-052	07/02/25	\$ 1,419,916	\$ -	
Corona-Norco Unified	Riverside	Harada Elementary	50/67033-00-056	07/03/25	\$ 1,331,148	\$ -	
Los Banos Unified	Merced	Los Banos Early Education Complex	50/65755-00-016	07/09/25	\$ 7,715,614	\$ -	
Arcadia Unified	Los Angeles	Baldwin Stocker Elementary	50/64261-00-003	07/11/25	\$ 959,820	\$ -	
Arcadia Unified	Los Angeles	Camino Grove Elementary	50/64261-00-004	07/11/25	\$ 992,192	\$ -	
El Nido Elementary	Merced	El Nido Elementary	50/65680-00-001	07/14/25	\$ 407,084	\$ 407,084	
Romoland Elementary	Riverside	Granite High (Monument Ranch)	50/67231-00-005	07/16/25	\$ 25,486,663	\$ -	
Hesperia Unified	San Bernardino	Maple Elementary	50/75044-00-053	07/16/25	\$ 3,214,170	\$ -	
Kern High	Kern	East Bakersfield High	50/63529-00-017	07/23/25	\$ 654,945	\$ -	
Paradise Unified	Butte	Paradise Elementary	50/61531-00-005	07/24/25	\$ 13,095,389	\$ -	
Irvine Unified	Orange	Canyon View Elementary	50/73650-04-004	07/24/25	\$ 559,335	\$ -	
Irvine Unified	Orange	Stonegate Elementary	50/73650-04-005	07/24/25	\$ 4,474,627	\$ -	
Kern High	Kern	Vista West Continuation High	50/63529-00-018	07/25/25	\$ 2,148,102	\$ -	
Kern High	Kern	Highland High	50/63529-00-019	07/28/25	\$ 654,945	\$ -	
Marysville Joint Unified	Yuba	East Linda Middle	50/72736-00-035	07/29/25	\$ 2,353,244	\$ 2,353,244	
Imperial Unified	Imperial	Imperial Cross Elementary	50/63164-00-008	07/30/25	\$ 910,112	\$ -	
Kern High	Kern	Arvin High	50/63529-00-020	07/31/25	\$ 1,746,521	\$ -	
Hesperia Unified	San Bernardino	Lime Street Elementary	50/75044-00-054	08/01/25	\$ 1,243,122	\$ -	
Manteca Unified	San Joaquin	Manteca High	50/68593-00-031	08/02/25	\$ 13,244,067	\$ -	
Ackerman Charter	Placer	Bowman Charter	50/66761-00-004	08/04/25	\$ 873,079	\$ 873,079	

**SFP APPLICATIONS**  
**New Construction School Facility Program**  
- Workload as of April 30, 2026 -

District	County	Site Name	Application Number	OPSC Date Received	Estimated State Grant (a)***	Financial Hardship (b)	Notification Occurred**
Hemet Unified	Riverside	Hamilton High	50/67082-00-028	08/04/25	\$ 2,299,028	\$ -	
Hesperia Unified	San Bernardino	Carmel Elementary	50/75044-00-055	08/05/25	\$ 1,216,928	\$ -	
Hesperia Unified	San Bernardino	Mesquite Trails Elementary	50/75044-00-056	08/05/25	\$ 1,207,743	\$ -	
Corona-Norco Unified	Riverside	Temescal Valley Elementary	50/67033-00-057	08/06/25	\$ 1,331,148	\$ -	
Patterson Joint Unified	Stanislaus	Grayson Elementary	50/71217-00-016	08/07/25	\$ 729,052	\$ -	
Clear Creek Elementary	Nevada	Clear Creek Elementary	50/66324-00-002	08/08/25	\$ 690,074	\$ 690,074	
Stanislaus Union Elementary	Stanislaus	Stanislaus Elementary	50/71282-00-005	08/08/25	\$ 5,725,840	\$ -	
Vacaville Unified	Solano	Orchard Elementary	50/70573-00-004	08/11/25	\$ 824,538	\$ -	
Vacaville Unified	Solano	Sierra Vista Elementary	50/70573-00-005	08/11/25	\$ 1,788,603	\$ -	
Beaumont Unified	Riverside	Summerwind Trails	50/66993-00-025	08/13/25	\$ 1,522,583	\$ -	
Red Bluff Joint Union High	Tehama	Red Bluff High	50/71639-00-005	08/13/25	\$ 756,108	\$ -	
Clovis Unified	Fresno	Terry Bradley Educational Center	50/62117-00-032	08/14/25	\$ 71,089,066	\$ -	
Davis Joint Unified	Yolo	Marguerite Montgomery Elementary	50/72678-00-007	08/14/25	\$ 1,112,808	\$ -	
Davis Joint Unified	Yolo	Fred T. Korematsu Elementary at Mace Ranch	50/72678-00-008	08/14/25	\$ 1,261,660	\$ -	
Davis Joint Unified	Yolo	Pioneer Elementary	50/72678-00-009	08/14/25	\$ 1,315,730	\$ -	
Lake Elementary	Glenn	Lake Elementary	50/62596-00-002	08/15/25	\$ 395,686	\$ 395,686	
Temple City Unified	Los Angeles	Temple City High	50/65052-00-004	08/15/25	\$ 1,289,857	\$ -	
Sacramento City Unified	Sacramento	Oak Ridge Elementary	50/67439-00-006	08/15/25	\$ 12,961,082	\$ -	
Sacramento City Unified	Sacramento	Cesar Chavez Intermediate	50/67439-00-007	08/15/25	\$ 21,145,972	\$ -	
Stanislaus Union Elementary	Stanislaus	Josephine Chrysler Elementary	50/71282-00-006	08/15/25	\$ 901,632	\$ -	
Stanislaus Union Elementary	Stanislaus	George Eisenhut Elementary	50/71282-00-007	08/15/25	\$ 901	\$ -	
Richmond Elementary	Lassen	Richmond Elementary	50/64170-00-001	08/18/25	\$ 162,857	\$ 162,857	
Mark West Union Elementary	Sonoma	San Miguel Elementary	50/70805-00-002	08/18/25	\$ 405,867	\$ -	
Mark West Union Elementary	Sonoma	San Miguel Elementary	50/70805-00-003	08/18/25	\$ 405,867	\$ -	
Los Molinos Unified	Tehama	Los Molinos Elementary	50/71571-00-002	08/18/25	\$ 771,382	\$ 771,382	
Los Molinos Unified	Tehama	Los Molinos High	50/71571-00-003	08/18/25	\$ 771,382	\$ 771,382	
Junction City Elementary	Trinity	Junction Elementary	50/70045-00-001	08/20/25	\$ 44,531	\$ 44,531	
Taft City	Kern	Conley Elementary	50/63800-00-004	08/21/25	\$ 1,967,792	\$ -	
Davis Joint Unified	Yolo	North Davis Elementary	50/72678-00-010	08/21/25	\$ 1,102,115	\$ -	
Gratton Elementary	Stanislaus	Gratton Elementary	50/71084-00-002	08/22/25	\$ 181,019	\$ 181,019	
Lammersville Joint Unified	San Joaquin	Neighborhood J (Pombo) Elementary	50/76760-00-012	08/25/25	\$ 32,677,633	\$ -	
Roberts Ferry Union Elementary	Stanislaus	Roberts Ferry Union Elementary	50/71233-00-002	08/28/25	\$ 6,418,770	\$ 6,418,770	
Beaumont Unified	Riverside	Mountain View Middle	50/66993-00-026	09/03/25	\$ 1,885,296	\$ -	
Beaumont Unified	Riverside	San Gorgonio Middle	50/66993-00-027	09/03/25	\$ 1,885,296	\$ -	
Chico Unified	Butte	Emma Wilson Elementary	50/61424-00-015	09/09/25	\$ 998,693	\$ -	
Vacaville Unified	Solano	Jean Callison Elementary	50/70573-00-006	09/09/25	\$ 1,207,924	\$ -	
Lucia Mar Unified	San Luis Obispo	Shell Beach Elementary	50/68759-00-011	09/26/25	\$ 2,901,101	\$ -	
Corning Union High	Tehama	Corning High	50/71506-00-003	09/26/25	\$ 1,309,891	\$ -	
Willow Creek Elementary	Siskiyou	Willow Creek Elementary	50/70490-00-001	09/29/25	\$ 1,372,283	\$ 1,372,283	
Sutter Union High	Sutter	Sutter High	50/71449-00-004	09/30/25	\$ 21,327	\$ 21,327	
Chico Unified	Butte	Marigold Elementary	50/61424-00-016	10/02/25	\$ 1,242,869	\$ -	
Bella Vista Elementary	Shasta	Bella Vista Elementary	50/69872-00-003	10/02/25	\$ 971,951	\$ 971,951	
Walnut Valley Unified	Los Angeles	Cyrus J. Morris Elementary	50/73460-00-016	10/02/25	\$ 901,632	\$ -	
Walnut Valley Unified	Los Angeles	Collegewood Elementary	50/73460-00-017	10/02/25	\$ 888,382	\$ -	
Walnut Valley Unified	Los Angeles	Maple Hill Elementary	50/73460-00-018	10/02/25	\$ 2,067,509	\$ -	
Coalinga-Huron Unified	Fresno	Sunset Elementary	50/62125-00-009	10/03/25	\$ 6,662,116	\$ -	
Irvine Unified	Orange	Oak Creek Elementary	50/73650-01-003	10/08/25	\$ 3,638,531	\$ -	
Brittan Elementary	Sutter	Brittan Elementary	50/71357-00-003	10/15/25	\$ 933,387	\$ 933,387	

**SFP APPLICATIONS**  
**New Construction School Facility Program**  
- Workload as of April 30, 2026 -

<b>District</b>	<b>County</b>	<b>Site Name</b>	<b>Application Number</b>	<b>OPSC Date Received</b>	<b>Estimated State Grant (a)***</b>	<b>Financial Hardship (b)</b>	<b>Notification Occurred**</b>
Lucia Mar Unified	San Luis Obispo	Paulding Middle	50/68759-00-012	10/27/25	\$ 2,496,307	\$ -	
Perris Elementary	Riverside	Sky View Elementary	50/67199-00-013	11/17/25	\$ 9,046,346	\$ -	
Susanville Elementary	Lassen	Meadow View Elementary	50/64196-00-001	11/18/25	\$ 104,590	\$ 104,590	
Lucerne Elementary	Lake	Lucerne Elementary	50/64048-00-002	11/20/25	\$ 2,173,851	\$ 2,173,851	
Magnolia Union Elementary	Imperial	Magnolia Union Elementary	50/63172-00-002	11/21/25	\$ 51,990	\$ 51,990	
Le Grand Union Elementary	Merced	Le Grand Elementary	50/65722-00-003	11/21/25	\$ 31,694	\$ 31,694	
Indian Diggings Elementary	El Dorado	Indian Diggings Elementary	50/61895-00-001	12/02/25	\$ 169,744	\$ 169,744	
Hemet Unified	Riverside	Pleasant Valley Elementary	50/67082-00-029	12/09/25	\$ 24,146,978	\$ -	
Marin County Office of Education	Marin	Marin's Community	50/10215-00-002	12/16/25	\$ 611,104	\$ -	
Pleasanton Unified	Alameda	Valley View Elementary	50/75101-00-016	12/17/25	\$ 2,378,653	\$ -	
Turlock Unified	Stanislaus	Osborn Two-Way Immersion Academy	50/75739-00-008	12/17/25	\$ 7,672,644	\$ -	
Hesperia Unified	San Bernardino	Juniper Elementary	50/75044-00-057	12/31/25	\$ 2,656,453	\$ -	
Windsor Unified	Sonoma	Mattie Washburn Elementary	50/75358-00-017	01/02/26	\$ 1,401,249	\$ -	
Napa Valley Unified	Napa	Donaldson Way Elementary	50/66266-00-003	01/05/26	\$ 2,199,507	\$ -	
Manteca Unified	San Joaquin	Joshua Cowell Elementary	50/68593-00-032	01/05/26	\$ 951,719	\$ -	
Manteca Unified	San Joaquin	Brock Elliott Elementary	50/68593-00-033	01/05/26	\$ 951,719	\$ -	
Garfield Elementary	Humboldt	Garfield Elementary	50/62836-00-004	01/08/26	\$ 1,352,910	\$ -	
Millville Elementary	Shasta	Millville Elementary	50/70052-00-004	01/14/26	\$ 145,792	\$ 145,792	
Winters Joint Unified	Yolo	Waggoner Elementary	50/72702-00-003	02/05/26	\$ 4,195,165	\$ -	
Irvine Unified	Orange	Cadence Park	50/73650-04-006	02/09/26	\$ 1,509,404	\$ -	
Hesperia Unified	San Bernardino	Joshua Circle Elementary	50/75044-00-058	02/12/26	\$ 1,484,608	\$ -	
Hesperia Unified	San Bernardino	Mesa Grande Elementary	50/75044-00-059	02/12/26	\$ 1,484,608	\$ -	
Manteca Unified	San Joaquin	Nile Garden Elementary	50/68593-00-034	02/13/26	\$ 8,223,894	\$ -	
Hesperia Unified	San Bernardino	Hesperia High	50/75044-00-060	02/18/26	\$ 6,140,163	\$ -	
Carlsbad Unified	San Diego	Aviara Oaks Middle	50/73551-00-017	02/19/26	\$ 2,981,824	\$ -	
Shaffer Union Elementary	Lassen	Shaffer Elementary	50/64188-00-002	02/20/26	\$ 525,595	\$ 525,595	
Tamalpais Union High	Marin	Redwood High	50/65482-00-002	03/03/26	\$ 1,100,278	\$ -	
Kings County Office of Education	Kings	Hanford High	50/10165-00-022	03/16/26	\$ 477,058	\$ 477,058	
Kings County Office of Education	Kings	Lincoln Elementary	50/10165-00-023	03/16/26	\$ 164,110	\$ 164,110	
Kings County Office of Education	Kings	Shelly Baird	50/10165-00-024	03/16/26	\$ 498,053	\$ 498,053	
Kings County Office of Education	Kings	Early Learning Center	50/10165-00-025	03/16/26	\$ 498,053	\$ 498,053	
Kings County Office of Education	Kings	Armona Elementary	50/10165-00-026	03/16/26	\$ 164,110	\$ 164,110	
Kings County Office of Education	Kings	Lemoore High	50/10165-00-027	03/16/26	\$ 119,264	\$ 119,264	
Kings County Office of Education	Kings	Lemoore Elementary	50/10165-00-028	03/16/26	\$ 82,055	\$ 82,055	
Kings County Office of Education	Kings	Avenal High	50/10165-00-029	03/16/26	\$ 119,264	\$ 119,264	
Kings County Office of Education	Kings	Avenal Elementary	50/10165-00-030	03/16/26	\$ 119,264	\$ 119,264	
Mountain View Elementary	San Bernardino	New Haven Elementary	50/67785-00-004	03/20/26	\$ 30,168,957	\$ -	
Middletown Unified	Lake	Middletown Middle	50/64055-00-001	03/23/26	\$ 1,534,799	\$ -	
Downey Unified	Los Angeles	Rio San Gabriel Elementary	50/64451-00-024	03/23/26	\$ 3,472,288	\$ -	
Downey Unified	Los Angeles	Rio San Gabriel Elementary	50/64451-00-025	03/23/26	\$ 6,682,000	\$ -	
Hughson Unified	Stanislaus	Hughson High	50/75549-00-006	03/24/26	\$ 1,263,745	\$ -	
Alhambra Unified	Los Angeles	Alhambra High	50/75713-00-016	03/24/26	\$ 6,863,980	\$ -	
Hesperia Unified	San Bernardino	Hollyvale Elementary	50/75044-00-061	03/25/26	\$ 2,213,584	\$ -	
San Luis Coastal Unified	San Luis Obispo	Pacific Beach High	50/68809-00-006	03/26/26	\$ 5,689,664	\$ -	
Thermalito Union Elementary	Butte	Sierra Avenue Elementary	50/61549-00-007	04/02/26	\$ 6,337,904	\$ -	
Clovis Unified	Fresno	Terry Bradley Educational Center	50/62117-00-033	04/06/26	\$ 1,084,914	\$ -	
San Jacinto Unified	Riverside	San Jacinto High	50/67249-00-019	04/09/26	\$ 7,280,280	\$ -	
Chico Unified	Butte	Citrus Avenue Elementary	50/61424-00-017	04/10/26	\$ 2,625,743	\$ -	

SFP APPLICATIONS  
 New Construction School Facility Program  
 - Workload as of April 30, 2026 -

District	County	Site Name	Application Number	OPSC Date Received	Estimated State Grant (a)***	Financial Hardship (b)	Notification Occurred**
Panama-Buena Vista Union	Kern	Mountain View TK-8	50/63362-00-044	04/23/26	\$ 26,147,600	\$ -	
<b>Total number of applications: 337</b>					<b>Total amount (does not include duplicate submittals)</b>		
					<b>\$ 1,483,262,188</b>	<b>\$ 57,654,413</b>	
					<b>\$ 1,483,262,188</b>	<b>1,540,916,601</b>	

<b>NEW CONSTRUCTION FUNDING SUB-TOTALS</b>	<b>\$ 1,483,262,188</b>	<b>\$ 57,654,413</b>
<b>NEW CONSTRUCTION FACILITY HARDSHIP - NON SEISMIC</b>		
<b>NEW CONSTRUCTION FUNDING TOTAL</b>	<b>\$</b>	<b>1,540,916,601</b>
<b>NEW CONSTRUCTION FACILITY HARDSHIP - SEISMIC</b>		<b>\$ -</b>

(a) Represents estimated state share of project including excessive cost grants. Amounts shown have not been reviewed by OPSC for compliance with all School Facility Program requirements.

(b) Represents estimated financial hardship. Amounts shown have not been reviewed by OPSC for compliance with all School Facility Program requirements.

\*Facility Hardship project requesting Seismic Mitigation Program funding.

\*\* School districts have been notified that the Office of Public School Construction will begin processing the district's application in the near future.

\*\*\* Estimated State Grant is equal to the estimated State Share at the time the application was submitted.

\*\*\*\* This application has been identified as a duplicate submittal to a previously received application that has not yet been processed.

**SFP APPLICATIONS**  
**Modernization School Facility Program**  
- Workload as of April 30, 2026 -

District	County	Site Name	Application Number	OPSC Date Received	Estimated State Grant (a)***	Financial Hardship (b)	Notification Occurred**
Greenfield Union Elementary	Monterey	Mary Chapa Academy	57/66035-00-005	03/20/23	\$ 6,429,682	\$ -	09/02/25
Porterville Unified	Tulare	Porterville High	57/75523-00-017	03/23/23	\$ 1,105,787	\$ -	09/02/25
San Juan Unified	Sacramento	San Juan High	57/67447-00-086	04/10/23	\$ 1,741,614	\$ -	09/02/25
Los Angeles Unified	Los Angeles	Verdugo Hills Senior High	57/64733-00-769	04/13/23	\$ 11,877,649	\$ -	09/02/25
Los Angeles Unified	Los Angeles	John A. Sutter Middle	57/64733-00-770	04/18/23	\$ 1,607,414	\$ -	10/01/25
Los Angeles Unified	Los Angeles	Thomas A. Edison Middle	57/64733-00-771	04/24/23	\$ 4,853,716	\$ -	10/01/25
Los Angeles Unified	Los Angeles	Franklin Avenue Elementary	57/64733-12-012	04/24/23	\$ 1,477,456	\$ -	10/01/25
Monterey Peninsula Unified	Monterey	Del Monte Elementary	57/66092-00-044	04/24/23	\$ 367,044	\$ -	10/01/25
Benicia Unified	Solano	Benicia Middle	57/70524-00-020	04/24/23	\$ 764,404	\$ -	10/01/25
Castro Valley Unified	Alameda	Marshall Elementary	57/61150-00-038	04/27/23	\$ 340,892	\$ -	10/01/25
San Juan Unified	Sacramento	Earl Legette Elementary	57/67447-00-087	04/27/23	\$ 4,322,499	\$ -	10/01/25
Arcadia Unified	Los Angeles	Holly Avenue Elementary	57/64261-00-010	04/28/23	\$ 6,062,517	\$ -	10/01/25
Encinitas Union Elementary	San Diego	Flora Vista Elementary	57/68080-00-005	04/28/23	\$ 1,409,714	\$ -	10/01/25
Escondido Union	San Diego	Del Dios Academy of Arts and Sciences	57/68098-00-016	05/02/23	\$ 2,529,394	\$ -	10/01/25
Pajaro Valley Unified	Santa Cruz	Watsonville High	57/69799-00-026	05/02/23	\$ 3,239,243	\$ -	10/01/25
Temecula Valley Unified	Riverside	Temecula Valley High	57/75192-00-021	05/02/23	\$ 1,909,558	\$ -	10/01/25
Long Beach Unified	Los Angeles	Bancroft Middle	57/64725-00-055	05/03/23	\$ 6,036,771	\$ -	10/01/25
Jurupa Unified	Riverside	Troth Street Elementary	57/67090-00-018	05/03/23	\$ 4,862,874	\$ -	10/01/25
Pajaro Valley Unified	Santa Cruz	Pajaro Middle	57/69799-00-027	05/03/23	\$ 1,161,861	\$ -	10/01/25
Los Angeles Unified	Los Angeles	Fifty-Second Street Elementary	57/64733-14-006	05/04/23	\$ 1,759,023	\$ -	11/03/25
Anaheim Union High	Orange	Magnolia High	57/66431-00-035	05/08/23	\$ 3,855,164	\$ -	11/03/25
Cascade Union Elementary	Shasta	Meadow Lane Elementary	57/69914-00-006	05/08/23	\$ 413,493	\$ -	11/03/25
Novato Unified	Marin	Pleasant Valley Elementary	57/65417-00-030	05/09/23	\$ 337,283	\$ -	11/03/25
Sweetwater Union High	San Diego	Bonita Vista Senior High	57/68411-00-050	05/09/23	\$ 7,363,101	\$ -	11/03/25
Sweetwater Union High	San Diego	Mar Vista Senior High	57/68411-00-051	05/09/23	\$ 7,796,172	\$ -	11/03/25
Anaheim Union High	Orange	Western High	57/66431-00-034	05/11/23	\$ 8,253,521	\$ -	11/03/25
Santa Cruz City Elementary	Santa Cruz	Gault Elementary	57/69815-00-011	05/15/23	\$ 1,798,942	\$ -	11/03/25
Los Angeles Unified	Los Angeles	Nestle Avenue Charter	57/64733-00-772	05/16/23	\$ 688,832	\$ -	11/03/25
Los Angeles Unified	Los Angeles	Point Fermin Elementary	57/64733-20-025	05/16/23	\$ 1,308,963	\$ -	11/03/25
Los Angeles Unified	Los Angeles	Angeles Mesa Elementary	57/64733-00-773	05/17/23	\$ 1,268,963	\$ -	11/03/25
Los Angeles Unified	Los Angeles	Chatsworth Charter High	57/64733-00-774	05/17/23	\$ 1,805,509	\$ -	11/03/25
Los Angeles Unified	Los Angeles	South Shores/CSUDH Visual and Performing Arts	57/64733-42-019	05/17/23	\$ 1,110,412	\$ -	11/03/25
Los Angeles Unified	Los Angeles	Ulysses S. Grant Senior High	57/64733-00-775	05/18/23	\$ 27,997,883	\$ -	11/03/25
Los Gatos-Saratoga Union High	Santa Clara	Saratoga High	57/69534-00-003	05/18/23	\$ 1,377,679	\$ -	11/03/25
Sweetwater Union High	San Diego	Eastlake High	57/68411-00-052	05/22/23	\$ 5,859,355	\$ -	11/03/25
Los Angeles Unified	Los Angeles	Shenandoah Street Elementary	57/64733-30-004	05/23/23	\$ 2,114,572	\$ -	11/03/25
Snowline Joint Unified	San Bernardino	Wrightwood Elementary	57/73957-00-007	05/25/23	\$ 5,492,195	\$ -	11/03/25
Los Angeles Unified	Los Angeles	Chapman Elementary	57/64733-00-776	05/31/23	\$ 472,885	\$ -	11/03/25
Los Angeles Unified	Los Angeles	Phineas Banning Senior High	57/64733-32-027	05/31/23	\$ 1,959,242	\$ -	11/03/25
Los Angeles Unified	Los Angeles	Sierra Vista Elementary	57/64733-00-777	06/01/23	\$ 2,203,043	\$ -	11/03/25
Los Angeles Unified	Los Angeles	Dixie Canyon Community Charter	57/64733-40-006	06/01/23	\$ 4,018,955	\$ -	11/03/25
Los Angeles Unified	Los Angeles	Orville Wright Engineering and Design Magnet	57/64733-61-011	06/01/23	\$ 3,037,889	\$ -	11/03/25
Los Angeles Unified	Los Angeles	Benjamin Franklin Senior High	57/64733-00-778	06/06/23	\$ 10,010,518	\$ -	12/01/25
Los Angeles Unified	Los Angeles	Bonita Street Elementary	57/64733-54-029	06/06/23	\$ 2,002,753	\$ -	12/01/25
Pomona Unified	Los Angeles	Pomona High	57/64907-00-052	06/07/23	\$ 10,068,962	\$ -	12/01/25
Los Angeles Unified	Los Angeles	Dahlia Heights Elementary	57/64733-26-002	06/08/23	\$ 4,255,015	\$ -	12/01/25
San Benito High	San Benito	Hollister High	57/67538-00-010	06/08/23	\$ 237,857	\$ -	12/01/25
Pajaro Valley Unified	Santa Cruz	Rio del Mar Elementary	57/69799-00-028	06/08/23	\$ 1,418,559	\$ -	12/01/25

**SFP APPLICATIONS**  
**Modernization School Facility Program**  
- Workload as of April 30, 2026 -

District	County	Site Name	Application Number	OPSC Date Received	Estimated State Grant (a)***	Financial Hardship (b)	Notification Occurred**
Pajaro Valley Unified	Santa Cruz	Aptos High	57/69799-00-029	06/08/23	\$ 1,765,933	\$ -	12/01/25
Los Angeles Unified	Los Angeles	Castle Heights Elementary	57/64733-00-779	06/09/23	\$ 766,494	\$ -	12/01/25
San Diego Unified	San Diego	Sherman Elementary	57/68338-00-288	06/13/23	\$ 3,765,815	\$ -	12/01/25
Los Angeles Unified	Los Angeles	Seventy-Fourth Street Elementary	57/64733-00-780	06/14/23	\$ 789,462	\$ -	12/01/25
Hemet Unified	Riverside	Ramona Elementary	57/67082-00-013	06/23/23	\$ 2,361,103	\$ -	12/01/25
Pomona Unified	Los Angeles	Ganesha High	57/64907-00-053	06/27/23	\$ 7,000,534	\$ -	12/01/25
East Side Union High	Santa Clara	William C. Overfelt High	57/69427-00-043	06/27/23	\$ 1,365,875	\$ -	12/01/25
Los Angeles Unified	Los Angeles	South Gate Middle	57/64733-16-013	06/28/23	\$ 1,611,380	\$ -	12/01/25
Chino Valley Unified	San Bernardino	Oak Ridge Elementary	57/67678-00-037	07/03/23	\$ 244,695	\$ -	12/01/25
Lucia Mar Unified	San Luis Obispo	Judkins Middle	57/68759-00-026	07/03/23	\$ 2,898,458	\$ -	12/01/25
Moreno Valley Unified	Riverside	Sunnymead Middle	57/67124-00-029	07/05/23	\$ 2,282,722	\$ -	12/01/25
Los Angeles Unified	Los Angeles	Haddon Avenue Elementary	57/64733-28-018	07/06/23	\$ 3,502,291	\$ -	12/01/25
Saugus Union	Los Angeles	Charles Helmers Elementary	57/64998-00-012	07/07/23	\$ 1,420,485	\$ -	12/01/25
Los Angeles Unified	Los Angeles	Wonderland Avenue Elementary	57/64733-00-781	07/10/23	\$ 5,030,116	\$ -	12/01/25
Franklin-McKinley Elementary	Santa Clara	Sylvandale Middle	57/69450-00-015	07/13/23	\$ 1,281,822	\$ -	12/01/25
Encinitas Union Elementary	San Diego	Capri Elementary	57/68080-00-006	07/14/23	\$ 952,330	\$ -	12/01/25
Benicia Unified	Solano	Mary Farmar Elementary	57/70524-00-021	07/14/23	\$ 559,912	\$ -	12/01/25
Benicia Unified	Solano	Robert Semple Elementary	57/70524-00-022	07/14/23	\$ 580,909	\$ -	12/01/25
Los Angeles Unified	Los Angeles	Charles Leroy Lowman Special Education and Ca	57/64733-00-782	07/17/23	\$ 1,191,248	\$ -	12/01/25
Los Gatos-Saratoga Union High	Santa Clara	Los Gatos High	57/69534-00-004	07/17/23	\$ 1,547,225	\$ -	12/01/25
Sanger Unified	Fresno	Lone Star Elementary	57/62414-00-020	07/18/23	\$ 1,317,455	\$ -	12/01/25
Sanger Unified	Fresno	Washington Academic Middle	57/62414-00-021	07/18/23	\$ 2,029,081	\$ -	12/01/25
Sanger Unified	Fresno	Jackson Elementary	57/62414-00-022	07/18/23	\$ 1,598,146	\$ -	12/01/25
Los Angeles Unified	Los Angeles	Alain Leroy Locke 3 College Preparatory Academy	57/64733-00-783	07/18/23	\$ 6,517,957	\$ -	12/01/25
Los Angeles Unified	Los Angeles	Fifty-Fourth Street Elementary	57/64733-00-784	07/18/23	\$ 2,544,023	\$ -	12/01/25
Arcadia Unified	Los Angeles	Arcadia High	57/64261-00-011	07/20/23	\$ 25,554,341	\$ -	12/31/25
Walnut Creek Elementary	Contra Costa	Tice Creek	57/61812-00-007	07/24/23	\$ 2,434,208	\$ -	12/31/25
Walnut Creek Elementary	Contra Costa	Parkmead Elementary	57/61812-00-008	07/24/23	\$ 814,031	\$ -	12/31/25
Los Angeles Unified	Los Angeles	Independence Elementary	57/64733-00-785	07/24/23	\$ 1,382,777	\$ -	12/31/25
Perris Elementary	Riverside	Palms Elementary	57/67199-00-003	07/24/23	\$ 968,667	\$ -	12/31/25
Perris Elementary	Riverside	Good Hope Elementary	57/67199-00-004	07/25/23	\$ 857,917	\$ -	12/31/25
Perris Elementary	Riverside	Enchanted Hills Elementary	57/67199-00-005	07/25/23	\$ 1,635,165	\$ -	12/31/25
Los Angeles Unified	Los Angeles	Farmdale Elementary	57/64733-34-018	07/26/23	\$ 437,576	\$ -	12/31/25
Los Angeles Unified	Los Angeles	James J. McBride Special Education Center	57/64733-42-020	07/27/23	\$ 812,007	\$ -	12/31/25
Encinitas Union Elementary	San Diego	Paul Ecke-Central Elementary	57/68080-00-007	07/31/23	\$ 1,914,708	\$ -	12/31/25
Hueneme Elementary	Ventura	Fred L. Williams Elementary	57/72462-00-009	07/31/23	\$ 2,630,498	\$ -	12/31/25
Hueneme Elementary	Ventura	Charles Blackstock Junior High	57/72462-00-010	07/31/23	\$ 2,996,966	\$ -	12/31/25
Los Angeles Unified	Los Angeles	Reseda Charter High	57/64733-39-010	08/01/23	\$ 14,055,510	\$ -	12/31/25
Los Angeles Unified	Los Angeles	Colfax Charter Elementary	57/64733-00-786	08/02/23	\$ 4,683,474	\$ -	12/31/25
Hemet Unified	Riverside	West Valley High	57/67082-00-014	08/02/23	\$ 3,471,924	\$ -	12/31/25
Encinitas Union Elementary	San Diego	Olivenhain Pioneer Elementary	57/68080-00-008	08/02/23	\$ 3,454,587	\$ -	12/31/25
Encinitas Union Elementary	San Diego	Park Dale Lane Elementary	57/68080-00-009	08/02/23	\$ 532,571	\$ -	12/31/25
Fresno Unified	Fresno	Columbia Elementary	57/62166-00-149	08/03/23	\$ 793,404	\$ -	12/31/25
Saugus Union	Los Angeles	James Foster Elementary	57/64998-00-013	08/03/23	\$ 3,266,549	\$ -	12/31/25
Sanger Unified	Fresno	Lincoln Elementary	57/62414-00-023	08/04/23	\$ 1,998,341	\$ -	01/30/26
Sanger Unified	Fresno	Wilson Elementary	57/62414-00-024	08/04/23	\$ 1,587,589	\$ -	01/30/26
Los Angeles Unified	Los Angeles	Chatsworth Charter High	57/64733-00-787	08/04/23	\$ 3,084,925	\$ -	01/30/26
Saddleback Valley Unified	Orange	Foothill Ranch Elementary	57/73635-00-043	08/07/23	\$ 12,547,828	\$ -	01/30/26

**SFP APPLICATIONS**  
**Modernization School Facility Program**  
- Workload as of April 30, 2026 -

District	County	Site Name	Application Number	OPSC Date Received	Estimated State Grant (a)***	Financial Hardship (b)	Notification Occurred**
Saugus Union	Los Angeles	Rosedell Elementary	57/64998-00-014	08/08/23	\$ 2,832,373	\$ -	01/30/26
Fowler Unified	Fresno	John Sutter Middle	57/62158-00-008	08/09/23	\$ 4,008,267	\$ -	01/30/26
Romoland Elementary	Riverside	Harvest Valley Elementary	57/67231-00-004	08/09/23	\$ 2,502,566	\$ -	01/30/26
Elk Grove Unified	Sacramento	Elk Grove High	57/67314-00-040	08/09/23	\$ 6,947,875	\$ -	01/30/26
Snowline Joint Unified	San Bernardino	Pinon Mesa Middle	57/73957-00-008	08/14/23	\$ 5,696,765	\$ 3,797,843	03/02/26
Los Angeles Unified	Los Angeles	One Hundred Fifty-Sixth Street Elementary	57/64733-33-024	08/16/23	\$ 153,984	\$ -	03/02/26
Roseville Joint Union High	Placer	Granite Bay High	57/66928-00-008	08/16/23	\$ 3,124,732	\$ -	03/02/26
Sutter Union High	Sutter	Butte View High	57/71449-00-002	08/17/23	\$ 82,382	\$ 54,921	03/02/26
Los Angeles Unified	Los Angeles	Paul Revere Charter Middle	57/64733-21-037	08/18/23	\$ 1,320,665	\$ -	03/02/26
Monterey Peninsula Unified	Monterey	J. C. Crumpton Elementary	57/66092-00-045	08/18/23	\$ 737,296	\$ -	03/02/26
Los Angeles Unified	Los Angeles	Venice Senior High	57/64733-00-788	08/23/23	\$ 8,494,608	\$ -	03/02/26
Lowell Joint	Orange	Rancho-Starbuck Intermediate	57/64766-00-006	08/24/23	\$ 6,981,766	\$ -	03/02/26
Long Beach Unified	Los Angeles	Birney Elementary	57/64725-00-056	08/25/23	\$ 6,173,097	\$ -	03/02/26
Liberty Union High	Contra Costa	Liberty High	57/61721-00-006	08/28/23	\$ 10,352,277	\$ -	03/02/26
Los Angeles Unified	Los Angeles	Millikan Midsite	57/64733-00-789	08/28/23	\$ 5,549,744	\$ -	03/02/26
Los Angeles Unified	Los Angeles	Belmont Senior High	57/64733-11-016	08/28/23	\$ 5,853,097	\$ -	03/02/26
Fallbrook Union High	San Diego	Ivy High (Continuation)	57/68122-00-003	08/29/23	\$ 1,120,216	\$ -	03/02/26
Encinitas Union Elementary	San Diego	Ocean Knoll Elementary	57/68080-00-010	08/30/23	\$ 922,570	\$ -	03/02/26
Los Angeles Unified	Los Angeles	First Street Elementary	57/64733-00-790	08/31/23	\$ 339,185	\$ -	03/02/26
Santa Ynez Valley Union High	Santa Barbara	Santa Ynez Valley Union High	57/69328-00-004	08/31/23	\$ 2,224,667	\$ -	03/02/26
Hueneme Elementary	Ventura	Art Haycox Elementary	57/72462-00-011	09/05/23	\$ 3,217,155	\$ -	03/02/26
Hueneme Elementary	Ventura	Julien Hathaway Elementary	57/72462-00-012	09/05/23	\$ 2,712,663	\$ -	03/02/26
Hueneme Elementary	Ventura	E. O. Green Junior High	57/72462-00-013	09/05/23	\$ 1,485,671	\$ -	03/02/26
Hueneme Elementary	Ventura	Ansgar Larsen Elementary	57/72462-00-014	09/05/23	\$ 2,204,141	\$ -	03/02/26
Hueneme Elementary	Ventura	Parkview Elementary	57/72462-00-015	09/05/23	\$ 1,931,062	\$ -	03/02/26
Long Beach Unified	Los Angeles	Emerson Parkside Academy	57/64725-00-057	09/06/23	\$ 1,299,606	\$ -	03/02/26
Kern County Office of Education	Kern	Claude W. Richardson Center	57/10157-00-001	09/08/23	\$ 2,203,188	\$ -	03/02/26
Castro Valley Unified	Alameda	Stanton Elementary	57/61150-00-039	09/08/23	\$ 464,430	\$ -	03/02/26
Wheatland Union High	Yuba	Wheatland Union High	57/72769-00-004	09/08/23	\$ 3,249,771	\$ -	03/02/26
Encinitas Union Elementary	San Diego	La Costa Heights Elementary	57/68080-00-011	09/11/23	\$ 4,269,864	\$ -	03/02/26
Encinitas Union Elementary	San Diego	Flora Vista Elementary	57/68080-00-012	09/11/23	\$ 1,274,904	\$ -	03/02/26
Encinitas Union Elementary	San Diego	Mission Estancia Elementary	57/68080-00-013	09/11/23	\$ 2,868,523	\$ -	03/02/26
Los Angeles Unified	Los Angeles	Hooper Avenue Elementary	57/64733-00-791	09/14/23	\$ 3,146,167	\$ -	03/02/26
Los Angeles Unified	Los Angeles	John F. Kennedy High	57/64733-00-792	09/14/23	\$ 21,141,957	\$ -	03/02/26
Compton Unified	Los Angeles	Compton High	57/73437-01-045	09/14/23	\$ 819,525	\$ -	03/02/26
Pleasanton Unified	Alameda	Henry P. Mohr Elementary	57/75101-00-020	09/15/23	\$ 1,049,800	\$ -	04/01/26
Pleasanton Unified	Alameda	Walnut Grove Elementary	57/75101-00-021	09/15/23	\$ 585,286	\$ -	04/01/26
Los Angeles Unified	Los Angeles	Rudecinda Sepulveda Dodson Middle	57/64733-20-026	09/19/23	\$ 7,637,674	\$ -	04/01/26
Pleasanton Unified	Alameda	Harvest Park Middle	57/75101-00-022	09/19/23	\$ 1,262,968	\$ -	04/01/26
El Rancho Unified	Los Angeles	El Rancho High	57/64527-00-017	09/20/23	\$ 2,417,247	\$ -	04/01/26
San Leandro Unified	Alameda	John Muir Middle	57/61291-00-028	09/21/23	\$ 431,416	\$ -	04/01/26
Templeton Unified	San Luis Obispo	Templeton High	57/68841-00-007	09/25/23	\$ 750,950	\$ -	04/01/26
Vallejo City Unified	Solano	Annie Pennycook Elementary	57/70581-00-026	09/25/23	\$ 476,165	\$ -	04/01/26
Vallejo City Unified	Solano	Johnston Cooper Elementary	57/70581-00-028	09/25/23	\$ 1,693,927	\$ -	04/01/26
Vallejo City Unified	Solano	Dan Mini Elementary	57/70581-00-029	09/25/23	\$ 2,840,893	\$ -	04/01/26
Los Angeles Unified	Los Angeles	University High School Charter	57/64733-21-038	09/27/23	\$ 3,568,880	\$ -	04/01/26
Los Angeles Unified	Los Angeles	Grand View Boulevard Elementary	57/64733-00-793	09/29/23	\$ 3,083,406	\$ -	04/01/26
Palm Springs Unified	Riverside	Della S. Lindley Elementary	57/67173-00-014	10/03/23	\$ 4,931,233	\$ -	04/01/26

**SFP APPLICATIONS**  
**Modernization School Facility Program**  
- Workload as of April 30, 2026 -

District	County	Site Name	Application Number	OPSC Date Received	Estimated State Grant (a)***	Financial Hardship (b)	Notification Occurred**
Los Angeles Unified	Los Angeles	Robert F. Kennedy Elementary	57/64733-00-794	10/04/23	\$ 4,301,306	\$ -	04/01/26
Ukiah Unified	Mendocino	Pomolita Middle	57/65615-00-011	10/04/23	\$ 3,192,858	\$ -	04/01/26
Ukiah Unified	Mendocino	South Valley High	57/65615-00-012	10/04/23	\$ 1,521,639	\$ -	04/01/26
Pierce Joint Unified	Colusa	Pierce High	57/61614-00-010	10/05/23	\$ 1,844,997	\$ -	04/01/26
Ukiah Unified	Mendocino	Eagle Peak Middle	57/65615-00-013	10/06/23	\$ 2,231,715	\$ -	04/01/26
Los Angeles Unified	Los Angeles	Downtown Business High	57/64733-00-795	10/11/23	\$ 1,872,302	\$ -	04/01/26
Red Bluff Union Elementary	Tehama	Jackson Heights Elementary	57/71621-00-003	10/11/23	\$ 2,333,183	\$ -	04/01/26
Red Bluff Union Elementary	Tehama	William M. Metteer Elementary	57/71621-00-004	10/11/23	\$ 1,298,530	\$ -	04/01/26
Red Bluff Union Elementary	Tehama	Vista Preparatory Academy	57/71621-00-005	10/11/23	\$ 3,055,438	\$ -	04/01/26
Temecula Valley Unified	Riverside	Chaparral High	57/75192-00-022	10/13/23	\$ 9,321,701	\$ -	04/01/26
Val Verde Unified	Riverside	Vista Verde Middle	57/75242-00-014	10/13/23	\$ 1,437,270	\$ -	04/01/26
Novato Unified	Marin	Novato High	57/65417-00-031	10/16/23	\$ 600,562	\$ -	04/01/26
Novato Unified	Marin	Lu Sutton Elementary	57/65417-00-032	10/16/23	\$ 396,046	\$ -	04/01/26
Los Angeles Unified	Los Angeles	Sunland Elementary	57/64733-00-796	10/18/23	\$ 1,149,668	\$ -	04/01/26
Greenfield Union Elementary	Monterey	Oak Avenue Elementary	57/66035-00-006	10/18/23	\$ 1,359,206	\$ -	04/01/26
Martinez Unified	Contra Costa	John Swett Elementary	57/61739-00-013	10/19/23	\$ 1,570,807	\$ -	04/01/26
Fontana Unified	San Bernardino	Sequoia Middle	57/67710-00-029	10/19/23	\$ 1,761,468	\$ -	04/01/26
Beverly Hills Unified	Los Angeles	Beverly Hills High	57/64311-00-008	10/20/23	\$ 590,432	\$ -	04/01/26
Chico Unified	Butte	McManus (John A.) Elementary	57/61424-00-012	10/23/23	\$ 3,544,236	\$ -	04/01/26
Beverly Hills Unified	Los Angeles	Beverly Vista Middle	57/64311-00-009	10/26/23	\$ 1,236,723	\$ -	04/01/26
Los Angeles Unified	Los Angeles	Paseo del Rey Fundamental	57/64733-42-021	10/26/23	\$ 1,896,897	\$ -	04/01/26
Santa Rosa High	Sonoma	Santa Rosa High	57/70920-00-015	10/27/23	\$ 3,909,074	\$ -	04/01/26
Saucelito Elementary	Tulare	Saucelito Elementary	57/72108-00-001	10/27/23	\$ 61,164	\$ 40,776	04/01/26
Alameda Unified	Alameda	Amelia Earhart Elementary	57/61119-00-026	10/30/23	\$ 844,135	\$ -	04/01/26
Azusa Unified	Los Angeles	Center Middle	57/64279-00-031	10/30/23	\$ 2,378,515	\$ -	04/01/26
Fountain Valley Elementary	Orange	Plavan (Urbain H.) Elementary	57/66498-00-022	10/30/23	\$ 1,981,595	\$ -	04/01/26
Santa Rosa Elementary	Sonoma	Brook Hill Elementary	57/70912-00-012	10/30/23	\$ 1,166,636	\$ -	04/01/26
Los Angeles Unified	Los Angeles	Griffith Junior High School Magnet	57/64733-00-797	10/31/23	\$ 802,408	\$ -	04/01/26
Fresno Unified	Fresno	Yosemite Middle	57/62166-00-150	11/06/23	\$ 2,442,457	\$ -	04/01/26
Lynwood Unified	Los Angeles	Rosa Parks Elementary	57/64774-00-018	11/08/23	\$ 695,448	\$ -	04/01/26
Lynwood Unified	Los Angeles	Mark Twain Elementary	57/64774-00-019	11/08/23	\$ 1,066,904	\$ -	04/01/26
El Rancho Unified	Los Angeles	North Park Academy of the Arts	57/64527-00-019	11/09/23	\$ 1,757,869	\$ -	04/01/26
Los Angeles Unified	Los Angeles	Taft Charter High	57/64733-00-798	11/09/23	\$ 15,964,764	\$ -	04/01/26
Los Angeles Unified	Los Angeles	Woodlake Avenue Elementary	57/64733-00-799	11/09/23	\$ 2,695,889	\$ -	04/01/26
Santa Ana Unified	Orange	Jefferson Elementary	57/66670-00-070	11/09/23	\$ 1,805,345	\$ -	04/01/26
Los Angeles Unified	Los Angeles	Balboa Gifted/High Ability Magnet Elementary	57/64733-00-800	11/13/23	\$ 894,338	\$ -	04/01/26
Benicia Unified	Solano	Benicia High	57/70524-00-023	11/14/23	\$ 3,516,129	\$ -	04/01/26
El Rancho Unified	Los Angeles	Rivera Middle	57/64527-00-020	11/15/23	\$ 1,994,551	\$ -	04/01/26
Mill Valley Elementary	Marin	Strawberry Point Elementary	57/65391-00-010	11/16/23	\$ 734,372	\$ -	04/01/26
Moreno Valley Unified	Riverside	Valley View High	57/67124-00-030	11/16/23	\$ 25,711,427	\$ -	04/01/26
Moreno Valley Unified	Riverside	Box Springs Elementary	57/67124-00-031	11/16/23	\$ 184,697	\$ -	04/01/26
Moreno Valley Unified	Riverside	Sugar Hill Elementary	57/67124-00-032	11/16/23	\$ 4,445,489	\$ -	04/01/26
Santa Rosa High	Sonoma	Maria Carrillo High	57/70920-00-016	11/16/23	\$ 4,961,408	\$ -	04/01/26
Pleasanton Unified	Alameda	Donlon Elementary	57/75101-00-023	11/16/23	\$ 832,752	\$ -	04/01/26
Pleasanton Unified	Alameda	Harvest Park Middle	57/75101-00-024	11/16/23	\$ 462,792	\$ -	04/01/26
Los Angeles Unified	Los Angeles	Andasol Avenue Elementary	57/64733-00-801	11/17/23	\$ 962,271	\$ -	04/01/26
Siskiyou Union High	Siskiyou	Mount Shasta High	57/70466-00-004	11/20/23	\$ 1,141,342	\$ -	04/01/26
Siskiyou Union High	Siskiyou	Weed High	57/70466-00-005	11/20/23	\$ 1,154,394	\$ -	04/01/26

**SFP APPLICATIONS**  
**Modernization School Facility Program**  
- Workload as of April 30, 2026 -

District	County	Site Name	Application Number	OPSC Date Received	Estimated State Grant (a)***	Financial Hardship (b)	Notification Occurred**
Los Angeles Unified	Los Angeles	Fair Avenue Elementary	57/64733-22-016	11/21/23	\$ 1,803,265	\$ -	04/01/26
Lynwood Unified	Los Angeles	Janie P. Abbott Elementary	57/64774-00-020	11/21/23	\$ 1,174,953	\$ -	04/01/26
Lynwood Unified	Los Angeles	Will Rogers Elementary	57/64774-00-021	11/21/23	\$ 2,875,684	\$ -	04/01/26
Los Angeles Unified	Los Angeles	Thomas Starr King Middle School Film and Media	57/64733-00-802	11/22/23	\$ 2,382,521	\$ -	04/01/26
Los Angeles Unified	Los Angeles	Second Street Elementary	57/64733-00-803	11/28/23	\$ 636,900	\$ -	04/01/26
Anaheim Union High	Orange	Orangeview Junior High	57/66431-07-002	11/29/23	\$ 7,413,986	\$ -	04/01/26
Mt. Diablo Unified	Contra Costa	Ayers Elementary	57/61754-00-097	11/30/23	\$ 547,893	\$ -	04/01/26
Mt. Diablo Unified	Contra Costa	Sequoia Elementary	57/61754-00-098	11/30/23	\$ 133,683	\$ -	04/01/26
Mt. Diablo Unified	Contra Costa	Sun Terrace Elementary	57/61754-00-099	11/30/23	\$ 549,138	\$ -	04/01/26
Mt. Diablo Unified	Contra Costa	Valley View Middle	57/61754-00-100	11/30/23	\$ 270,227	\$ -	04/01/26
Anaheim Union High	Orange	Cypress High	57/66431-08-001	12/06/23	\$ 6,930,180	\$ -	04/01/26
Los Angeles Unified	Los Angeles	Albion Street Elementary	57/64733-00-804	12/07/23	\$ 1,288,082	\$ -	04/01/26
San Lorenzo Valley Unified	Santa Cruz	SLVUSD Charter	57/69807-00-005	12/08/23	\$ 800,489	\$ -	05/01/26
Millville Elementary	Shasta	Millville Elementary	57/70052-00-004	12/08/23	\$ 8,875	\$ 5,916	05/01/26
Fontana Unified	San Bernardino	Oleander Elementary	57/67710-00-030	12/11/23	\$ 1,241,353	\$ -	05/01/26
Alhambra Unified	Los Angeles	Garfield Elementary	57/75713-00-037	12/12/23	\$ 5,425,980	\$ -	05/01/26
Hueneme Elementary	Ventura	Sunkist Elementary	57/72462-00-016	12/13/23	\$ 1,965,916	\$ -	05/01/26
Hueneme Elementary	Ventura	Hollywood Beach Elementary	57/72462-00-017	12/13/23	\$ 714,248	\$ -	05/01/26
West Contra Costa Unified	Contra Costa	Lake Elementary	57/61796-00-056	12/14/23	\$ 3,027,337	\$ -	05/01/26
West Contra Costa Unified	Contra Costa	Hercules High	57/61796-00-057	12/14/23	\$ 2,397,009	\$ -	05/01/26
West Contra Costa Unified	Contra Costa	Hercules Middle	57/61796-00-058	12/14/23	\$ 2,512,365	\$ -	05/01/26
Tehama County Department of Education	Tehama	Gerber Elementary	57/10520-00-001	12/15/23	\$ 130,923	\$ 87,282	05/01/26
Palo Alto Unified	Santa Clara	Palo Verde Elementary	57/69641-00-034	12/20/23	\$ 732,592	\$ -	05/01/26
Palo Alto Unified	Santa Clara	Ellen Fletcher Middle	57/69641-00-035	12/20/23	\$ 1,113,846	\$ -	05/01/26
Colton Joint Unified	San Bernardino	Terrace Hills Middle	57/67686-00-028	12/26/23	\$ 2,877,321	\$ -	05/01/26
Capistrano Unified	Orange	Dana Hills High	57/66464-00-029	01/02/24	\$ 13,307,712	\$ -	05/01/26
Hueneme Elementary	Ventura	Richard Bard Elementary	57/72462-00-018	01/03/24	\$ 992,010	\$ -	05/01/26
Fremont Union High	Santa Clara	Homestead High	57/69468-00-020	01/09/24	\$ 3,071,357	\$ -	05/01/26
Temecula Valley Unified	Riverside	Chaparral High	57/75192-00-023	01/09/24	\$ 5,415,464	\$ -	05/01/26
Murrieta Valley Unified	Riverside	Avaxat Elementary	57/75200-00-013	01/12/24	\$ 633,127	\$ -	05/01/26
Murrieta Valley Unified	Riverside	Alta Murrieta Elementary	57/75200-00-014	01/12/24	\$ 1,139,604	\$ -	05/01/26
Vacaville Unified	Solano	Alamo Elementary	57/70573-00-020	01/15/24	\$ 3,297,274	\$ -	05/01/26
Los Angeles Unified	Los Angeles	Thomas Starr King Middle School Film and Media	57/64733-00-805	01/16/24	\$ 2,366,078	\$ -	05/01/26
Los Angeles Unified	Los Angeles	Alexandria Avenue Elementary	57/64733-00-806	01/16/24	\$ 953,663	\$ -	05/01/26
Delphic Elementary	Siskiyou	Delphic Elementary	57/70227-00-001	01/16/24	\$ 45,645	\$ 30,430	05/01/26
Los Angeles Unified	Los Angeles	Norwood Street Elementary	57/64733-00-807	01/17/24	\$ 4,762,209	\$ -	05/01/26
Middletown Unified	Lake	Coyote Valley Elementary	57/64055-00-004	01/18/24	\$ 1,390,315	\$ -	05/01/26
Waterford Unified	Stanislaus	Richard M. Moon Primary	57/75572-00-007	01/19/24	\$ 4,013,253	\$ -	05/01/26
Flournoy Union Elementary	Tehama	Flournoy Elementary	57/71530-00-001	01/22/24	\$ 41,763	\$ 27,842	05/01/26
Fresno Unified	Fresno	Addams Elementary	57/62166-00-151	01/25/24	\$ 1,505,136	\$ -	05/01/26
Newman-Crows Landing Unified	Stanislaus	Orestimba High	57/73601-00-005	01/25/24	\$ 1,432,425	\$ -	05/01/26
Los Angeles Unified	Los Angeles	Annandale Elementary	57/64733-00-808	01/26/24	\$ 1,473,555	\$ -	05/01/26
Fremont Unified	Alameda	William Hopkins Junior High	57/61176-00-057	01/29/24	\$ 1,017,944	\$ -	05/01/26
Chula Vista Elementary	San Diego	Allen (Ella B.) Elementary	57/68023-00-021	01/30/24	\$ 3,190,075	\$ -	05/01/26
Chula Vista Elementary	San Diego	Vista Square Elementary	57/68023-00-022	01/30/24	\$ 2,233,053	\$ -	05/01/26
Mammoth Unified	Mono	Mammoth High	57/73692-00-003	01/31/24	\$ 321,989	\$ -	
Red Bluff Union Elementary	Tehama	Vista Preparatory Academy	57/71621-00-006	02/01/24	\$ 4,316,865	\$ -	
Red Bluff Union Elementary	Tehama	William M. Metteer Elementary	57/71621-00-007	02/01/24	\$ 3,220,508	\$ -	

**SFP APPLICATIONS**  
**Modernization School Facility Program**  
- Workload as of April 30, 2026 -

District	County	Site Name	Application Number	OPSC Date Received	Estimated State Grant (a)***	Financial Hardship (b)	Notification Occurred**
Red Bluff Union Elementary	Tehama	Jackson Heights Elementary	57/71621-00-008	02/01/24	\$ 3,358,217	\$ -	
Washington Unified	Fresno	West Fresno Elementary	57/76778-00-005	02/01/24	\$ 1,068,504	\$ -	
Los Angeles Unified	Los Angeles	Emerson (Ralph Waldo) Junior M	57/64733-21-039	02/05/24	\$ 641,170	\$ -	
Snowline Joint Unified	San Bernardino	Phelan Elementary	57/73957-00-005	02/05/24	\$ 6,658,638	\$ -	
Alhambra Unified	Los Angeles	Mark Keppel High	57/75713-00-038	02/05/24	\$ 3,759,536	\$ -	
Alhambra Unified	Los Angeles	Alhambra High	57/75713-00-039	02/05/24	\$ 13,898,152	\$ -	
Hayward Unified	Alameda	Fairview Elementary	57/61192-00-010	02/07/24	\$ 3,374,810	\$ -	
Hayward Unified	Alameda	Glassbrook Elementary	57/61192-00-011	02/07/24	\$ 3,024,191	\$ -	
Hayward Unified	Alameda	Martin Luther King, Jr. Middle	57/61192-00-012	02/07/24	\$ 4,514,850	\$ -	
Hayward Unified	Alameda	Tyrell Elementary	57/61192-00-013	02/07/24	\$ 3,639,030	\$ -	
Hayward Unified	Alameda	Park Elementary	57/61192-00-014	02/07/24	\$ 3,151,794	\$ -	
Hayward Unified	Alameda	Hayward High	57/61192-00-015	02/07/24	\$ 15,819,567	\$ -	
Hayward Unified	Alameda	Tennyson High	57/61192-00-016	02/07/24	\$ 12,937,708	\$ -	
Hayward Unified	Alameda	Eldridge Elementary	57/61192-00-017	02/07/24	\$ 1,807,505	\$ -	
Hayward Unified	Alameda	Cesar Chavez Middle	57/61192-00-018	02/07/24	\$ 3,246,511	\$ -	
Hayward Unified	Alameda	Southgate Elementary	57/61192-00-019	02/07/24	\$ 3,898,272	\$ -	
Hayward Unified	Alameda	Eden Gardens Elementary	57/61192-00-020	02/07/24	\$ 3,068,852	\$ -	
Hayward Unified	Alameda	Ruus Elementary	57/61192-00-021	02/07/24	\$ 2,418,077	\$ -	
Hayward Unified	Alameda	Schafer Park Elementary	57/61192-00-022	02/07/24	\$ 4,096,056	\$ -	
Los Angeles Unified	Los Angeles	San Gabriel Avenue Elementary	57/64733-00-809	02/07/24	\$ 1,587,781	\$ -	
Anderson Valley Unified	Mendocino	Anderson Valley Junior-Senior High	57/65540-00-005	02/07/24	\$ 600,372	\$ -	
Hayward Unified	Alameda	Brenkwitz High	57/61192-00-007	02/08/24	\$ 1,547,920	\$ -	
Hayward Unified	Alameda	Burbank Elementary	57/61192-00-008	02/08/24	\$ 3,416,845	\$ -	
Hayward Unified	Alameda	East Avenue Elementary	57/61192-00-009	02/08/24	\$ 1,807,505	\$ -	
Los Angeles Unified	Los Angeles	Erwin Elementary	57/64733-00-810	02/08/24	\$ 2,990,311	\$ -	
Los Angeles Unified	Los Angeles	Charles Leroy Lowman Special Education	57/64733-00-811	02/08/24	\$ 1,917,876	\$ -	
Castle Rock Union Elementary	Shasta	Castle Rock Elementary	57/69922-00-002	02/08/24	\$ 75,539	\$ 50,359	
Visalia Unified	Tulare	Redwood High	57/72256-00-039	02/08/24	\$ 5,255,670	\$ -	
Campbell Union High	Santa Clara	Westmont High	57/69401-00-027	02/09/24	\$ 965,178	\$ -	
Lynwood Unified	Los Angeles	Washington Elementary	57/64774-00-022	02/14/24	\$ 1,721,061	\$ -	
Wilsona Elementary	Los Angeles	Vista San Gabriel Elementary	57/65151-00-003	02/15/24	\$ 4,656,489	\$ -	
Tulare City	Tulare	Maple Elementary	57/72231-00-008	02/15/24	\$ 987,711	\$ -	
Fontana Unified	San Bernardino	Palmetto Elementary	57/67710-00-031	02/21/24	\$ 1,548,431	\$ -	
El Rancho Unified	Los Angeles	Birney Tech Academy	57/64527-00-022	02/23/24	\$ 225,131	\$ -	
Saddleback Valley Unified	Orange	Robinson Elementary	57/73635-00-044	02/23/24	\$ 6,088,356	\$ -	
Vacaville Unified	Solano	Sierra Vista Elementary	57/70573-00-021	02/27/24	\$ 1,212,050	\$ -	
Pittsburg Unified	Contra Costa	Parkside Elementary	57/61788-00-015	03/04/24	\$ 3,885,927	\$ -	
Pittsburg Unified	Contra Costa	Pittsburg Senior High	57/61788-00-016	03/04/24	\$ 39,357,439	\$ -	
Yreka Union High	Siskiyou	Yreka High	57/70516-00-005	03/05/24	\$ 3,496,268	\$ -	
Tulare City	Tulare	Garden Elementary	57/72231-00-009	03/06/24	\$ 1,020,315	\$ -	
Saint Helena Unified	Napa	Saint Helena Primary	57/66290-00-005	03/07/24	\$ 537,701	\$ -	
Val Verde Unified	Riverside	Mead Valley Elementary	57/75242-00-016	03/12/24	\$ 557,508	\$ -	
Val Verde Unified	Riverside	Tomas Rivera Middle	57/75242-00-017	03/12/24	\$ 1,373,397	\$ -	
San Bernardino City Unified	San Bernardino	Sierra High	57/67876-00-123	03/13/24	\$ 4,096,904	\$ -	
Sausalito Marin City	Marin	Martin Luther King, Jr., Academy	57/65474-00-002	03/14/24	\$ 988,217	\$ -	
Albany City Unified	Alameda	Cornell Elementary	57/61127-00-008	03/15/24	\$ 1,734,546	\$ -	
Wilsona Elementary	Los Angeles	Challenger Middle	57/65151-00-004	03/20/24	\$ 6,682,198	\$ -	
Moreno Valley Unified	Riverside	Canyon Springs High	57/67124-00-033	03/21/24	\$ 7,131,205	\$ -	

**SFP APPLICATIONS**  
**Modernization School Facility Program**  
- Workload as of April 30, 2026 -

District	County	Site Name	Application Number	OPSC Date Received	Estimated State Grant (a)***	Financial Hardship (b)	Notification Occurred**
New Haven Unified	Alameda	Hillview Crest Elementary	57/61242-00-010	03/22/24	\$ 2,934,869	\$ -	
Palm Springs Unified	Riverside	Nellie N. Coffman Middle	57/67173-00-015	03/22/24	\$ 1,767,322	\$ -	
Manteca Unified	San Joaquin	Neil Hafley Elementary	57/68593-00-017	03/25/24	\$ 921,677	\$ -	
El Monte Union High	Los Angeles	El Monte High	57/64519-00-006	03/26/24	\$ 3,503,780	\$ -	
Lawndale Elementary	Los Angeles	Will Rogers Middle	57/64691-00-018	03/26/24	\$ 3,504,719	\$ -	
Hemet Unified	Riverside	West Valley High	57/67082-00-015	03/27/24	\$ 1,077,493	\$ -	
Hemet Unified	Riverside	Hemet High	57/67082-00-016	03/27/24	\$ 3,553,024	\$ -	
Greenfield Union	Kern	Greenfield Middle	57/63503-00-012	03/28/24	\$ 2,673,425	\$ 1,782,283	
Jefferson Union High	San Mateo	Oceana High	57/68924-00-010	03/28/24	\$ 374,506	\$ -	
Napa Valley Unified	Napa	American Canyon Middle	57/66266-00-044	03/29/24	\$ 4,071,676	\$ -	
Folsom-Cordova Unified	Sacramento	Folsom Middle	57/67330-21-010	04/01/24	\$ 9,915,860	\$ -	
Kings County Office of Education	Kings	Lincoln Elementary	57/10165-00-004	04/02/24	\$ 80,380	\$ 53,587	
Saugus Union	Los Angeles	Cedarcreek Elementary	57/64998-00-015	04/02/24	\$ 1,633,732	\$ -	
Ducor Union Elementary	Tulare	Ducor Union Elementary	57/71894-00-002	04/02/24	\$ 223,634	\$ 149,089	
Konocti Unified	Lake	Obsidian Middle	57/64022-00-018	04/05/24	\$ 873,339	\$ -	
Acalanes Union High	Contra Costa	Las Lomas High	57/61630-00-008	04/08/24	\$ 2,661,903	\$ -	
Acalanes Union High	Contra Costa	Miramonte High	57/61630-00-009	04/08/24	\$ 1,459,851	\$ -	
Kings County Office of Education	Kings	Armona Elementary	57/10165-00-005	04/09/24	\$ 22,966	\$ 15,310	
Lynwood Unified	Los Angeles	Lindbergh Elementary	57/64774-00-023	04/11/24	\$ 1,409,398	\$ -	
Long Beach Unified	Los Angeles	Avalon K-12	57/64725-00-058	04/12/24	\$ 3,601,143	\$ -	
Saint Helena Unified	Napa	Robert Louis Stevenson Intermediate	57/66290-00-006	04/12/24	\$ 3,329,611	\$ -	
Semitropic Elementary	Kern	Semitropic Elementary	57/63768-00-002	04/15/24	\$ 30,058	\$ 20,039	
Beverly Hills Unified	Los Angeles	Beverly Vista Middle	57/64311-00-010	04/15/24	\$ 3,508,908	\$ -	
Anaheim Union High	Orange	Western High	57/66431-07-003	04/15/24	\$ 5,170,035	\$ -	
Manteca Unified	San Joaquin	Sierra High	57/68593-00-018	04/15/24	\$ 875,945	\$ -	
Manteca Unified	San Joaquin	McParland (George) Elementary	57/68593-00-019	04/16/24	\$ 6,438,816	\$ -	
Hayward Unified	Alameda	Bret Harte Middle	57/61192-00-023	04/17/24	\$ 3,670,848	\$ -	
Hayward Unified	Alameda	Longwood Elementary	57/61192-00-024	04/17/24	\$ 3,394,240	\$ -	
Hayward Unified	Alameda	Palma Ceia Elementary	57/61192-00-025	04/17/24	\$ 3,056,092	\$ -	
Durham Unified	Butte	Durham Intermediate	57/61432-00-003	04/17/24	\$ 2,079,663	\$ -	
El Monte Union High	Los Angeles	Mountain View High	57/64519-00-007	04/17/24	\$ 1,667,215	\$ -	
Novato Unified	Marin	Hamilton Meadow Park Elementary	57/65417-00-033	04/17/24	\$ 1,633,447	\$ -	
Novato Unified	Marin	San Marin High	57/65417-00-034	04/17/24	\$ 835,534	\$ -	
Parlier Unified	Fresno	Parlier High	57/62364-00-013	04/18/24	\$ 6,572,710	\$ 2,735,990	
Gridley Unified	Butte	Gridley High	57/75507-00-006	04/18/24	\$ 4,476,843	\$ -	
Saugus Union	Los Angeles	Plum Canyon Elementary	57/64998-00-016	04/23/24	\$ 5,416,747	\$ -	
French Gulch-Whiskeytown Elementary	Shasta	French Gulch-Whiskeytown Elementary	57/69997-00-001	04/25/24	\$ 240,064	\$ -	
Folsom-Cordova Unified	Sacramento	Gold Ridge Elementary	57/67330-00-012	04/29/24	\$ 3,877,955	\$ -	
Forestville Union Elementary	Sonoma	Forestville Elementary	57/70680-00-002	04/30/24	\$ 1,510,556	\$ -	
Duarte Unified	Los Angeles	Duarte High	57/64469-00-016	05/01/24	\$ 3,157,570	\$ -	
Simi Valley Unified	Ventura	Santa Susana High	57/72603-00-037	05/02/24	\$ 6,045,235	\$ -	
El Monte Union High	Los Angeles	El Monte High	57/64519-00-008	05/06/24	\$ 3,093,022	\$ -	
Jefferson Union High	San Mateo	Jefferson High	57/68924-00-011	05/06/24	\$ 8,040,163	\$ -	
Jefferson Union High	San Mateo	Terra Nova High	57/68924-00-012	05/06/24	\$ 3,046,798	\$ -	
Hueneme Elementary	Ventura	Hueneme Elementary	57/72462-00-019	05/06/24	\$ 3,277,648	\$ -	
Hueneme Elementary	Ventura	Sunkist Elementary	57/72462-00-020	05/06/24	\$ 745,494	\$ -	
Roseville Joint Union High	Placer	Oakmont High	57/66928-00-009	05/08/24	\$ 1,267,795	\$ -	
Roseville Joint Union High	Placer	Woodcreek High	57/66928-00-010	05/08/24	\$ 1,545,649	\$ -	

SFP APPLICATIONS  
 Modernization School Facility Program  
 - Workload as of April 30, 2026 -

District	County	Site Name	Application Number	OPSC Date Received	Estimated State Grant (a)***	Financial Hardship (b)	Notification Occurred**
Chino Valley Unified	San Bernardino	Hidden Trails Elementary	57/67678-00-038	05/08/24	\$ 784,814	\$ -	
Pomona Unified	Los Angeles	La Verne Science and Technology Charter	57/64907-00-054	05/10/24	\$ 1,497,730	\$ -	
Pacific Elementary	Santa Cruz	Pacific Elementary	57/69781-00-001	05/10/24	\$ 1,354,324	\$ 902,883	
William S. Hart Union High	Los Angeles	William S. Hart High	57/65136-00-014	05/13/24	\$ 3,834,269	\$ -	
William S. Hart Union High	Los Angeles	Saugus High	57/65136-00-015	05/13/24	\$ 1,482,891	\$ -	
San Juan Unified	Sacramento	Mariemont Elementary	57/67447-00-088	05/13/24	\$ 3,770,648	\$ -	
San Juan Unified	Sacramento	Sierra Oaks K-8	57/67447-00-089	05/13/24	\$ 1,726,825	\$ -	
Cutler-Orosi Joint Unified	Tulare	Orosi High	57/71860-00-014	05/13/24	\$ 5,045,443	\$ 3,363,629	
Middletown Unified	Lake	Middletown High	57/64055-00-005	05/14/24	\$ 743,650	\$ -	
Pomona Unified	Los Angeles	Emerson Middle	57/64907-00-055	05/16/24	\$ 1,763,835	\$ -	
Greenfield Union	Kern	Leon H. Ollivier Middle	57/63503-00-013	05/17/24	\$ 3,769,899	\$ -	
Manteca Unified	San Joaquin	New Haven Elementary	57/68593-00-020	05/20/24	\$ 786,049	\$ -	
Manteca Unified	San Joaquin	East Union High	57/68593-00-021	05/20/24	\$ 8,104,373	\$ -	
William S. Hart Union High	Los Angeles	Valencia High	57/65136-00-016	05/21/24	\$ 3,109,605	\$ -	
Lemon Grove	San Diego	San Miguel Elementary	57/68205-00-011	05/21/24	\$ 1,187,773	\$ -	
Manteca Unified	San Joaquin	Nile Garden Elementary	57/68593-00-022	05/21/24	\$ 5,076,021	\$ -	
Fontana Unified	San Bernardino	West Randall Elementary	57/67710-00-032	05/22/24	\$ 1,484,436	\$ -	
Fallbrook Union High	San Diego	Fallbrook High	57/68122-00-004	05/22/24	\$ 16,521,287	\$ -	
Pond Union Elementary	Kern	Pond Elementary	57/63719-00-001	05/23/24	\$ 262,227	\$ 174,818	
Los Angeles Unified	Los Angeles	Abraham Lincoln Senior High	57/64733-08-009	05/24/24	\$ 5,034,667	\$ -	
Mill Valley Elementary	Marin	Edna Maguire Elementary	57/65391-00-011	05/28/24	\$ 926,360	\$ -	
Palm Springs Unified	Riverside	Desert Learning Academy	57/67173-00-016	05/28/24	\$ 3,414,378	\$ -	
Simi Valley Unified	Ventura	Simi Valley High	57/72603-00-038	05/28/24	\$ 3,748,046	\$ -	
Vineland Elementary	Kern	Vineland Elementary	57/63834-00-003	05/29/24	\$ 311,060	\$ 207,373	
Vineland Elementary	Kern	Sunset	57/63834-00-004	05/29/24	\$ 296,228	\$ 197,485	
Downey Unified	Los Angeles	Doty (Wendy Lopour) Middle	57/64451-00-041	05/29/24	\$ 1,095,892	\$ -	
Lynwood Unified	Los Angeles	Lynwood High	57/64774-00-024	05/29/24	\$ 3,260,471	\$ -	
Forestville Union Elementary	Sonoma	Forestville Elementary	57/70680-00-003	05/29/24	\$ 2,518,003	\$ -	
Piner-Olivet Union Elementary	Sonoma	Olivet Elementary	57/70870-00-005	05/29/24	\$ 802,069	\$ -	
Sundale Union Elementary	Tulare	Sundale Elementary	57/72173-00-003	05/29/24	\$ 234,308	\$ 156,205	
Elk Grove Unified	Sacramento	James Rutter Middle	57/67314-00-041	05/30/24	\$ 1,255,601	\$ -	
Los Nietos	Los Angeles	Aeolian Elementary	57/64758-00-011	05/31/24	\$ 6,393,454	\$ -	
Elk Grove Unified	Sacramento	Pleasant Grove Elementary	57/67314-00-042	06/03/24	\$ 978,830	\$ -	
Perris Elementary	Riverside	Perris Elementary	57/67199-00-006	06/04/24	\$ 5,272,533	\$ -	
Elk Grove Unified	Sacramento	Isabelle Jackson Elementary	57/67314-00-043	06/05/24	\$ 2,480,163	\$ -	
Long Beach Unified	Los Angeles	Gompers Elementary	57/64725-00-059	06/07/24	\$ 5,768,462	\$ -	
Long Beach Unified	Los Angeles	Stanford Middle	57/64725-00-060	06/11/24	\$ 1,870,286	\$ -	
Pomona Unified	Los Angeles	Ganesha High	57/64907-00-056	06/12/24	\$ 3,424,380	\$ -	
San Bruno Park Elementary	San Mateo	Allen (Decima M.) Elementary	57/69013-00-009	06/12/24	\$ 4,211,221	\$ -	
Vacaville Unified	Solano	Jean Callison Elementary	57/70573-00-022	06/13/24	\$ 1,537,616	\$ -	
Vacaville Unified	Solano	Browns Valley Elementary	57/70573-00-023	06/13/24	\$ 1,515,009	\$ -	
Vacaville Unified	Solano	Cooper Elementary	57/70573-00-024	06/13/24	\$ 1,268,706	\$ -	
Santa Rosa Elementary	Sonoma	Luther Burbank Elementary	57/70912-00-013	06/13/24	\$ 2,079,903	\$ -	
Calistoga Joint Unified	Napa	Calistoga Elementary	57/66241-00-004	06/20/24	\$ 1,561,034	\$ -	
Anaheim Union High	Orange	Western High	57/66431-07-004	06/20/24	\$ 5,742,973	\$ -	
Los Angeles Unified	Los Angeles	Thirty-Second Street USC Performing Arts	57/64733-00-812	06/24/24	\$ 689,422	\$ -	
Los Angeles Unified	Los Angeles	Cienega Elementary	57/64733-00-813	06/24/24	\$ 2,801,053	\$ -	
Los Angeles Unified	Los Angeles	John Marshall Senior High	57/64733-12-013	06/24/24	\$ 8,447,399	\$ -	

SFP APPLICATIONS  
 Modernization School Facility Program  
 - Workload as of April 30, 2026 -

District	County	Site Name	Application Number	OPSC Date Received	Estimated State Grant (a)***	Financial Hardship (b)	Notification Occurred**
Pomona Unified	Los Angeles	Kingsley Elementary	57/64907-00-057	06/24/24	\$ 713,214	\$ -	
Pomona Unified	Los Angeles	Alcott Elementary	57/64907-00-058	06/24/24	\$ 1,240,321	\$ -	
Pomona Unified	Los Angeles	Kellogg Polytechnic Elementary	57/64907-00-059	06/24/24	\$ 1,518,633	\$ -	
Pomona Unified	Los Angeles	Harrison Elementary	57/64907-00-060	06/24/24	\$ 2,140,524	\$ -	
Pomona Unified	Los Angeles	Philadelphia Elementary	57/64907-00-061	06/24/24	\$ 813,922	\$ -	
Pomona Unified	Los Angeles	Simons Middle	57/64907-00-062	06/24/24	\$ 1,848,017	\$ -	
Pomona Unified	Los Angeles	Golden Springs Elementary	57/64907-00-063	06/24/24	\$ 888,951	\$ -	
Pomona Unified	Los Angeles	Arroyo Elementary	57/64907-00-065	06/24/24	\$ 780,697	\$ -	
Elk Grove Unified	Sacramento	Isabelle Jackson Elementary	57/67314-00-044	06/24/24	\$ 1,868,364	\$ -	
Modesto City High	Stanislaus	Thomas Downey High	57/71175-00-004	06/27/24	\$ 2,175,074	\$ -	
Hacienda la Puente Unified	Los Angeles	William Workman High	57/73445-00-034	06/27/24	\$ 1,632,759	\$ -	
Hacienda la Puente Unified	Los Angeles	Glen A. Wilson High	57/73445-00-035	07/01/24	\$ 2,681,714	\$ -	
Saugus Union	Los Angeles	Highlands Elementary	57/64998-00-017	07/02/24	\$ 3,745,954	\$ -	
Los Angeles Unified	Los Angeles	Academy for Enriched Sciences	57/64733-00-814	07/03/24	\$ 1,874,241	\$ -	
Los Angeles Unified	Los Angeles	Langdon Avenue Elementary	57/64733-00-815	07/08/24	\$ 6,860,282	\$ -	
Los Angeles Unified	Los Angeles	Ivanhoe Elementary	57/64733-00-816	07/08/24	\$ 1,944,064	\$ -	
Los Angeles Unified	Los Angeles	Harbor City Elementary	57/64733-00-817	07/08/24	\$ 1,915,874	\$ -	
San Mateo-Foster City	San Mateo	Foster City Elementary	57/69039-00-014	07/08/24	\$ 4,214,401	\$ -	
Vista Unified	San Diego	Bobier Elementary	57/68452-00-017	07/09/24	\$ 3,937,478	\$ -	
Roseville Joint Union High	Placer	Granite Bay High	57/66928-00-011	07/10/24	\$ 4,379,725	\$ -	
Los Angeles Unified	Los Angeles	Johnnie Cochran Jr. Middle	57/64733-00-818	07/15/24	\$ 2,193,744	\$ -	
Los Angeles Unified	Los Angeles	Robert Hill Lane Elementary	57/64733-00-819	07/17/24	\$ 1,679,909	\$ -	
Rio Bravo-Greeley Union Elementary	Kern	Rio Bravo-Greeley Elementary	57/73544-00-003	07/18/24	\$ 2,041,912	\$ -	
East Whittier City Elementary	Los Angeles	East Whittier Middle	57/64485-00-014	07/22/24	\$ 1,872,627	\$ -	
Fremont Unified	Alameda	Centerville Junior High	57/61176-00-058	07/25/24	\$ 8,982,793	\$ -	
Fremont Unified	Alameda	Thornton Junior High	57/61176-00-059	07/25/24	\$ 11,164,649	\$ -	
San Jacinto Unified	Riverside	San Jacinto Leadership Academy - Magnet	57/67249-00-009	07/25/24	\$ 1,199,898	\$ -	
Fontana Unified	San Bernardino	Fontana High	57/67710-00-033	07/26/24	\$ 9,893,532	\$ -	
Tamalpais Union High	Marin	Archie Williams High	57/65482-00-006	07/29/24	\$ 2,783,339	\$ -	
Tamalpais Union High	Marin	Tamalpais High	57/65482-00-007	07/29/24	\$ 2,057,916	\$ -	
Los Angeles Unified	Los Angeles	Bandini Street Elementary	57/64733-00-820	07/31/24	\$ 1,643,219	\$ -	
Vallejo City Unified	Solano	Glen Cove Elementary	57/70581-00-030	07/31/24	\$ 3,224,387	\$ -	
Vallejo City Unified	Solano	Grace Patterson Elementary	57/70581-00-031	07/31/24	\$ 2,048,028	\$ -	
Vallejo City Unified	Solano	Joseph H. Wardlaw Elementary	57/70581-00-032	07/31/24	\$ 5,244,483	\$ -	
Vallejo City Unified	Solano	Steffan Manor Elementary	57/70581-00-033	07/31/24	\$ 1,194,843	\$ -	
Konocti Unified	Lake	East Lake Elementary	57/64022-00-019	08/01/24	\$ 592,728	\$ -	
Standard Elementary	Kern	Highland Elementary	57/63792-00-004	08/05/24	\$ 967,094	\$ -	
Paradise Unified	Butte	Cedarwood Elementary	57/61531-00-011	08/06/24	\$ 288,465	\$ -	
Los Angeles Unified	Los Angeles	Hillside Elementary	57/64733-00-821	08/06/24	\$ 3,084,957	\$ -	
San Juan Unified	Sacramento	Arcade Fundamental Middle	57/67447-00-090	08/06/24	\$ 6,434,207	\$ -	
Standard Elementary	Kern	Wingland Elementary	57/63792-00-005	08/07/24	\$ 1,414,998	\$ -	
Long Beach Unified	Los Angeles	Gant Elementary	57/64725-00-061	08/07/24	\$ 6,868,245	\$ -	
Santa Paula Unified	Ventura	Santa Paula High	57/76828-00-007	08/07/24	\$ 9,397,683	\$ -	
Los Angeles Unified	Los Angeles	Montara Avenue Elementary	57/64733-00-822	08/08/24	\$ 1,605,657	\$ -	
Placerville Union Elementary	El Dorado	Edwin Markham Middle	57/61952-00-004	08/09/24	\$ 243,181	\$ -	
Long Beach Unified	Los Angeles	Helen Keller Middle	57/64725-00-062	08/12/24	\$ 487,338	\$ -	
Keyes Union	Stanislaus	Barbara Spratling Middle	57/71134-00-003	08/14/24	\$ 922,403	\$ -	
Keyes Union	Stanislaus	Keyes Elementary	57/71134-00-004	08/14/24	\$ 1,701,513	\$ -	

SFP APPLICATIONS  
Modernization School Facility Program  
- Workload as of April 30, 2026 -

District	County	Site Name	Application Number	OPSC Date Received	Estimated State Grant (a)***	Financial Hardship (b)	Notification Occurred**
Pomona Unified	Los Angeles	Ganesha High	57/64907-00-066	08/16/24	\$ 2,810,590	\$ -	
Hemet Unified	Riverside	Whittier Elementary	57/67082-00-017	08/16/24	\$ 4,553,992	\$ -	
Pleasanton Unified	Alameda	Amador Valley High	57/75101-00-025	08/16/24	\$ 1,815,491	\$ -	
Pleasanton Unified	Alameda	Thomas S. Hart Middle	57/75101-00-026	08/16/24	\$ 754,866	\$ -	
Grossmont Union High	San Diego	Chaparral High	57/68130-00-040	08/20/24	\$ 280,075	\$ -	
Grossmont Union High	San Diego	Helix High	57/68130-00-041	08/20/24	\$ 2,098,020	\$ -	
Willows Unified	Glenn	Willows Intermediate	57/62661-00-008	08/21/24	\$ 2,345,432	\$ -	
Manteca Unified	San Joaquin	Manteca High	57/68593-00-023	08/22/24	\$ 22,038,683	\$ -	
Pleasanton Unified	Alameda	Foothill High	57/75101-00-027	08/22/24	\$ 2,033,494	\$ -	
Fresno Unified	Fresno	Del Mar Elementary	57/62166-00-152	08/23/24	\$ 1,384,886	\$ -	
Vallecitos Elementary	San Diego	Vallecitos Elementary	57/68437-00-001	08/23/24	\$ 173,627	\$ 115,751	
Los Angeles Unified	Los Angeles	Heliotrope Avenue Elementary	57/64733-00-823	08/26/24	\$ 806,160	\$ -	
Los Angeles Unified	Los Angeles	Chase Street Elementary	57/64733-00-824	08/26/24	\$ 842,267	\$ -	
Greenfield Union Elementary	Monterey	Mary Chapa Academy	57/66035-00-007	08/28/24	\$ 1,860,000	\$ 1,240,000	
Los Angeles Unified	Los Angeles	Eagle Rock High	57/64733-00-825	08/29/24	\$ 13,016,714	\$ -	
Sweetwater Union High	San Diego	Eastlake High	57/68411-00-053	08/29/24	\$ 9,197,423	\$ -	
Simi Valley Unified	Ventura	Royal High	57/72603-00-039	08/29/24	\$ 1,172,443	\$ -	
Woodland Joint Unified	Yolo	Beamer Elementary	57/72710-00-017	08/29/24	\$ 873,886	\$ -	
Woodland Joint Unified	Yolo	Cache Creek High	57/72710-00-018	08/29/24	\$ 1,491,096	\$ -	
Woodland Joint Unified	Yolo	Dingle Elementary	57/72710-00-019	08/29/24	\$ 1,118,839	\$ -	
Woodland Joint Unified	Yolo	Woodland Prairie Elementary	57/72710-00-020	08/29/24	\$ 2,379,796	\$ -	
Grossmont Union High	San Diego	Granite Hills High	57/68130-00-042	08/30/24	\$ 310,348	\$ -	
Placerville Union Elementary	El Dorado	Louisiana Schnell Elementary	57/61952-00-005	09/04/24	\$ 544,482	\$ -	
Woodland Joint Unified	Yolo	Plainfield Elementary	57/72710-00-021	09/04/24	\$ 369,239	\$ -	
Dixon Unified	Solano	Anderson (Linford L.) Elementary	57/70532-00-006	09/05/24	\$ 4,707,886	\$ -	
Hacienda la Puente Unified	Los Angeles	Los Altos High	57/73445-00-036	09/05/24	\$ 5,295,626	\$ -	
Los Angeles Unified	Los Angeles	Joseph Le Conte Middle	57/64733-00-826	09/09/24	\$ 940,271	\$ -	
Merced Union High	Merced	Golden Valley High	57/65789-00-012	09/11/24	\$ 3,459,983	\$ -	
Elk Grove Unified	Sacramento	Samuel Jackman Middle	57/67314-00-045	09/13/24	\$ 2,517,320	\$ -	
Elk Grove Unified	Sacramento	Prairie Elementary	57/67314-00-046	09/13/24	\$ 2,371,975	\$ -	
Los Angeles Unified	Los Angeles	Betty Plasencia Elementary	57/64733-11-017	09/17/24	\$ 6,516,759	\$ -	
Los Angeles Unified	Los Angeles	Barton Hill Elementary	57/64733-00-827	09/18/24	\$ 768,590	\$ -	
Monterey Peninsula Unified	Monterey	Marina Vista Elementary	57/66092-00-046	09/18/24	\$ 636,606	\$ -	
Los Angeles Unified	Los Angeles	Patrick Henry Middle	57/64733-00-828	09/20/24	\$ 4,340,766	\$ -	
Mount Pleasant Elementary	Santa Clara	Mt. Pleasant Elementary	57/69617-00-001	09/23/24	\$ 3,829,286	\$ -	
Valley Home Joint Elementary	Stanislaus	Valley Home Elementary	57/71324-00-001	09/24/24	\$ 307,978	\$ 205,319	
Anaheim Union High	Orange	South Junior High	57/66431-02-001	09/25/24	\$ 1,898,130	\$ -	
Modesto City Elementary	Stanislaus	La Loma Junior High	57/71167-00-008	09/25/24	\$ 1,554,310	\$ -	
Dublin Unified	Alameda	Frederiksen Elementary	57/75093-00-017	09/25/24	\$ 939,170	\$ -	
Fountain Valley Elementary	Orange	Fulton (Harry C.) Middle	57/66498-00-023	09/26/24	\$ 821,918	\$ -	
Fountain Valley Elementary	Orange	Gisler (Robert) Elementary	57/66498-00-024	09/26/24	\$ 612,487	\$ -	
Fountain Valley Elementary	Orange	Masuda (Kazuo) Middle	57/66498-00-025	09/26/24	\$ 352,667	\$ -	
Fountain Valley Elementary	Orange	Tamura (Hisamatsu) Elementary	57/66498-00-026	09/26/24	\$ 656,570	\$ -	
Washington Colony Elementary	Fresno	Washington Colony Elementary	57/62513-00-002	09/27/24	\$ 1,587,778	\$ 1,058,519	
Pomona Unified	Los Angeles	Lexington Elementary	57/64907-00-067	10/01/24	\$ 1,125,581	\$ -	
Pomona Unified	Los Angeles	Lincoln Elementary	57/64907-00-068	10/02/24	\$ 732,490	\$ -	
Pomona Unified	Los Angeles	La Verne Science and Technology Charter	57/64907-00-069	10/02/24	\$ 340,732	\$ -	
Los Angeles Unified	Los Angeles	One Hundred Ninth Street Elementary	57/64733-00-829	10/03/24	\$ 746,632	\$ -	

SFP APPLICATIONS  
 Modernization School Facility Program  
 - Workload as of April 30, 2026 -

District	County	Site Name	Application Number	OPSC Date Received	Estimated State Grant (a)***	Financial Hardship (b)	Notification Occurred**
Manteca Unified	San Joaquin	East Union High	57/68593-00-024	10/03/24	\$ 2,794,265	\$ -	
Buellton Union Elementary	Santa Barbara	Oak Valley Elementary	57/69138-00-004	10/03/24	\$ 1,119,133	\$ -	
Los Angeles Unified	Los Angeles	John Burroughs Middle	57/64733-00-830	10/04/24	\$ 15,434,448	\$ -	
Los Angeles Unified	Los Angeles	San Miguel Elementary	57/64733-00-831	10/04/24	\$ 5,817,883	\$ -	
Anaheim Union High	Orange	Anaheim High	57/66431-01-005	10/04/24	\$ 2,368,338	\$ -	
Lewiston Elementary	Trinity	Lewiston Elementary	57/71746-00-001	10/04/24	\$ 1,516,256	\$ 1,010,837	
Los Angeles Unified	Los Angeles	Susan Miller Dorsey Senior High	57/64733-00-832	10/07/24	\$ 2,397,619	\$ -	
Anaheim Union High	Orange	Brookhurst Junior High	57/66431-06-001	10/07/24	\$ 1,223,163	\$ -	
Anaheim Union High	Orange	Western High	57/66431-07-005	10/07/24	\$ 6,929,400	\$ -	
Los Angeles Unified	Los Angeles	Noble Avenue Elementary	57/64733-00-833	10/08/24	\$ 1,109,450	\$ -	
Los Angeles Unified	Los Angeles	Victory Boulevard Elementary	57/64733-22-017	10/08/24	\$ 4,357,811	\$ -	
Etiwanda Elementary	San Bernardino	Carleton P. Lightfoot Elementary	57/67702-00-004	10/08/24	\$ 3,828,090	\$ -	
Etiwanda Elementary	San Bernardino	East Heritage Elementary	57/67702-00-005	10/08/24	\$ 3,349,579	\$ -	
Colton Joint Unified	San Bernardino	Grand Terrace High	58/67686-00-004	10/08/24	\$ 1,160,836	\$ -	
Los Angeles Unified	Los Angeles	San Fernando Senior High	57/64733-73-007	10/09/24	\$ 904,088	\$ -	
Los Angeles Unified	Los Angeles	Russell Elementary	57/64733-15-014	10/10/24	\$ 2,345,384	\$ -	
Elk Grove Unified	Sacramento	Elk Grove High	57/67314-00-047	10/11/24	\$ 23,428,076	\$ -	
Los Angeles Unified	Los Angeles	Normandie Avenue Elementary	57/64733-00-834	10/14/24	\$ 7,547,946	\$ -	
Los Angeles Unified	Los Angeles	Angeles Mesa Elementary	57/64733-00-835	10/14/24	\$ 1,327,465	\$ -	
Los Angeles Unified	Los Angeles	Washington Irving Middle School Math, Music and	57/64733-12-014	10/14/24	\$ 3,617,871	\$ -	
Los Angeles Unified	Los Angeles	Clover Avenue Elementary	57/64733-21-040	10/14/24	\$ 159,829	\$ -	
Pomona Unified	Los Angeles	Marshall Middle	57/64907-00-070	10/14/24	\$ 1,439,170	\$ -	
Los Angeles Unified	Los Angeles	Baldwin Hills Elementary	57/64733-23-007	10/15/24	\$ 1,532,115	\$ -	
Los Angeles Unified	Los Angeles	Amestoy Elementary	57/64733-33-025	10/16/24	\$ 1,091,161	\$ -	
Los Angeles Unified	Los Angeles	Alexander Hamilton Senior High	57/64733-00-837	10/18/24	\$ 25,497,690	\$ -	
Los Angeles Unified	Los Angeles	Sixty-Eight Street Elementary	57/64733-00-838	10/18/24	\$ 1,462,508	\$ -	
Etiwanda Elementary	San Bernardino	Summit Intermediate	57/67702-00-006	10/18/24	\$ 7,455,396	\$ -	
Santa Barbara Unified	Santa Barbara	Washington Elementary	57/76786-00-022	10/18/24	\$ 1,580,332	\$ -	
Pittsburg Unified	Contra Costa	Parkside Elementary	57/61788-00-014	10/21/24	\$ 139,907	\$ -	
Los Angeles Unified	Los Angeles	Fishburn Avenue Elementary	57/64733-00-839	10/21/24	\$ 866,424	\$ -	
Modesto City Elementary	Stanislaus	Sonoma Elementary	57/71167-00-009	10/21/24	\$ 3,758,432	\$ -	
Modesto City Elementary	Stanislaus	Mark Twain Junior High	57/71167-00-010	10/21/24	\$ 3,858,419	\$ -	
Pomona Unified	Los Angeles	Pantera Elementary	57/64907-00-071	10/22/24	\$ 1,274,141	\$ -	
Mountain View Whisman	Santa Clara	Benjamin Bubb Elementary	57/69591-00-010	10/22/24	\$ 1,792,384	\$ -	
Mountain View Whisman	Santa Clara	Amy Imai Elementary	57/69591-00-011	10/22/24	\$ 1,301,239	\$ -	
Mountain View Whisman	Santa Clara	Edith Landels Elementary	57/69591-00-012	10/22/24	\$ 1,498,791	\$ -	
Mountain View Whisman	Santa Clara	Isaac Newton Graham Middle	57/69591-00-013	10/22/24	\$ 3,010,805	\$ -	
Long Beach Unified	Los Angeles	Lakewood High	57/64725-00-063	10/23/24	\$ 8,982,170	\$ -	
Los Angeles Unified	Los Angeles	Logan Academy of Global Ecology	57/64733-00-840	10/23/24	\$ 1,707,000	\$ -	
Monterey Peninsula Unified	Monterey	Los Arboles Middle	57/66092-00-047	10/23/24	\$ 1,310,443	\$ -	
Walnut Creek Elementary	Contra Costa	Walnut Creek Intermediate	57/61812-00-009	10/24/24	\$ 9,933,644	\$ -	
Las Virgenes Unified	Los Angeles	Round Meadow Elementary	57/64683-00-012	10/24/24	\$ 5,302,901	\$ -	
Los Angeles Unified	Los Angeles	Manchester Avenue Elementary	57/64733-15-015	10/24/24	\$ 743,184	\$ -	
Wiseburn Unified	Los Angeles	Wiseburn Middle	57/76869-00-001	10/24/24	\$ 2,209,280	\$ -	
Merced Union High	Merced	Livingston High	57/65789-00-013	10/25/24	\$ 3,346,598	\$ -	
Saint Helena Unified	Napa	Saint Helena Elementary	57/66290-00-007	10/25/24	\$ 1,355,044	\$ -	
Conejo Valley Unified	Ventura	Colina Middle	57/73759-00-061	10/25/24	\$ 1,754,428	\$ -	
Conejo Valley Unified	Ventura	Sequoia Middle	57/73759-00-062	10/25/24	\$ 3,258,224	\$ -	

**SFP APPLICATIONS**  
**Modernization School Facility Program**  
- Workload as of April 30, 2026 -

<b>District</b>	<b>County</b>	<b>Site Name</b>	<b>Application Number</b>	<b>OPSC Date Received</b>	<b>Estimated State Grant (a)***</b>	<b>Financial Hardship (b)</b>	<b>Notification Occurred**</b>
Wisburn Unified	Los Angeles	Del Aire Elementary	57/76869-00-002	10/25/24	\$ 1,375,538	\$ -	
Wisburn Unified	Los Angeles	Aviation Elementary	57/76869-00-003	10/25/24	\$ 694,969	\$ -	
Wisburn Unified	Los Angeles	Hollyglen Elementary	57/76869-00-004	10/25/24	\$ 748,202	\$ -	
San Diego Unified	San Diego	Taft Middle	57/68338-00-294	10/26/24	\$ 8,803,299	\$ -	
Los Angeles Unified	Los Angeles	Seventh Street Elementary	57/64733-20-027	10/28/24	\$ 1,308,105	\$ -	
San Rafael City Elementary	Marin	Coleman Elementary	57/65458-00-018	10/28/24	\$ 3,105,103	\$ -	
San Rafael City Elementary	Marin	Glenwood Elementary	57/65458-00-019	10/28/24	\$ 2,839,167	\$ -	
Santa Rita Union Elementary	Monterey	Gavilan View Middle	57/66191-00-006	10/28/24	\$ 8,090,855	\$ -	
Palm Springs Unified	Riverside	Landau Elementary	57/67173-00-017	10/28/24	\$ 4,500,330	\$ -	
San Diego Unified	San Diego	Miramar Ranch Elementary	57/68338-00-295	10/28/24	\$ 7,011,785	\$ -	
San Diego Unified	San Diego	Zamorano Elementary	57/68338-00-296	10/28/24	\$ 10,495,347	\$ -	
San Diego Unified	San Diego	Ericson Elementary	57/68338-00-297	10/28/24	\$ 9,251,218	\$ -	
Camptonville Elementary	Yuba	Camptonville Elementary	57/72728-00-001	10/28/24	\$ 78,307	\$ 52,205	
Fremont Unified	Alameda	American High	57/61176-00-060	10/29/24	\$ 29,874,303	\$ -	
Martinez Unified	Contra Costa	Morello Park Elementary	57/61739-00-014	10/29/24	\$ 3,334,095	\$ -	
West Contra Costa Unified	Contra Costa	Collins Elementary	57/61796-00-059	10/29/24	\$ 5,194,881	\$ -	
West Contra Costa Unified	Contra Costa	Shannon Elementary	57/61796-00-060	10/29/24	\$ 3,577,258	\$ -	
Las Virgenes Unified	Los Angeles	Calabasas High	57/64683-00-013	10/29/24	\$ 4,549,428	\$ -	
Long Beach Unified	Los Angeles	Tincher Preparatory	57/64725-00-064	10/29/24	\$ 11,325,166	\$ -	
Los Angeles Unified	Los Angeles	Audubon Middle	57/64733-00-841	10/29/24	\$ 1,085,027	\$ -	
Los Angeles Unified	Los Angeles	Marianna Avenue Elementary	57/64733-00-842	10/29/24	\$ 799,186	\$ -	
Pomona Unified	Los Angeles	Madison Elementary	57/64907-00-072	10/29/24	\$ 961,892	\$ -	
San Rafael City Elementary	Marin	Venetia Valley K-8	57/65458-00-020	10/29/24	\$ 2,451,166	\$ -	
Calistoga Joint Unified	Napa	Calistoga Junior/Senior High	57/66241-00-005	10/29/24	\$ 2,333,311	\$ -	
Saint Helena Unified	Napa	Saint Helena High	57/66290-00-008	10/29/24	\$ 6,461,456	\$ -	
Palm Springs Unified	Riverside	Sunny Sands Elementary	57/67173-00-018	10/29/24	\$ 6,176,936	\$ -	
Elk Grove Unified	Sacramento	Sheldon High	57/67314-00-048	10/29/24	\$ 19,343,051	\$ -	
Elk Grove Unified	Sacramento	Laguna Creek High	57/67314-00-049	10/29/24	\$ 14,660,158	\$ -	
Fontana Unified	San Bernardino	South Tamarind Elementary	57/67710-00-034	10/29/24	\$ 1,577,972	\$ -	
San Diego Unified	San Diego	Boone Elementary	57/68338-00-298	10/29/24	\$ 6,775,719	\$ -	
San Diego Unified	San Diego	Hickman Elementary	57/68338-00-299	10/29/24	\$ 5,786,796	\$ -	
San Diego Unified	San Diego	San Diego High	57/68338-00-300	10/29/24	\$ 30,636,323	\$ -	
San Diego Unified	San Diego	Clark Middle	57/68338-00-301	10/29/24	\$ 4,881,476	\$ -	
San Diego Unified	San Diego	Chesterton Elementary	57/68338-00-302	10/29/24	\$ 4,931,856	\$ -	
San Diego Unified	San Diego	Cubberley Elementary	57/68338-00-303	10/29/24	\$ 2,488,259	\$ -	
San Diego Unified	San Diego	Hamilton Elementary	57/68338-00-304	10/29/24	\$ 12,517,854	\$ -	
San Diego Unified	San Diego	Correia Middle	57/68338-00-305	10/29/24	\$ 7,287,811	\$ -	
San Diego Unified	San Diego	Mason Elementary	57/68338-00-306	10/29/24	\$ 2,552,060	\$ -	
San Diego Unified	San Diego	Clairemont Canyons Academy	57/68338-00-307	10/29/24	\$ 5,997,341	\$ -	
San Diego Unified	San Diego	Lewis Middle	57/68338-00-308	10/29/24	\$ 2,552,060	\$ -	
San Diego Unified	San Diego	Linda Vista Elementary	57/68338-00-309	10/29/24	\$ 5,250,863	\$ -	
San Diego Unified	San Diego	Dailard Elementary	57/68338-00-310	10/29/24	\$ 4,619,229	\$ -	
San Diego Unified	San Diego	Hoover High	57/68338-00-311	10/29/24	\$ 26,662,994	\$ -	
San Diego Unified	San Diego	Bay Park Elementary	57/68338-00-312	10/29/24	\$ 3,885,511	\$ -	
San Diego Unified	San Diego	Alcott Elementary	57/68338-00-313	10/29/24	\$ 3,885,511	\$ -	
San Diego Unified	San Diego	Holmes Elementary	57/68338-00-314	10/29/24	\$ 3,885,511	\$ -	
San Diego Unified	San Diego	Spreckels Elementary	57/68338-00-315	10/29/24	\$ 5,455,028	\$ -	
San Diego Unified	San Diego	Canyon Hills High	57/68338-00-316	10/29/24	\$ 20,628,505	\$ -	

**SFP APPLICATIONS**  
**Modernization School Facility Program**  
 - Workload as of April 30, 2026 -

District	County	Site Name	Application Number	OPSC Date Received	Estimated State Grant (a)***	Financial Hardship (b)	Notification Occurred**
Fremont Union High	Santa Clara	Lynbrook High	57/69468-00-021	10/29/24	\$ 2,359,856	\$ -	
Big Springs Union Elementary	Siskiyou	Big Springs Elementary	57/70185-00-003	10/29/24	\$ 28,154	\$ 18,769	
Milpitas Unified	Santa Clara	Pearl Zanker Elementary	57/73387-00-015	10/29/24	\$ 5,649,938	\$ -	
Milpitas Unified	Santa Clara	Anthony Spangler Elementary	57/73387-00-016	10/29/24	\$ 5,640,631	\$ -	
Dublin Unified	Alameda	Dublin Elementary	57/75093-00-018	10/29/24	\$ 840,119	\$ -	
Manhattan Beach Unified	Los Angeles	Pennekamp (Aruelia) Elementary	58/75333-00-001*	09/17/25	\$ 1,614,316	\$ -	
Riverside Unified	Riverside	Ramona High	58/67215-00-002*	10/08/25	\$ 512,745	\$ -	
Mountain Empire Unified	San Diego	Potrero Elementary	58/68213-00-001	11/25/25	\$ 333,306	\$ 222,204	
Mountain Empire Unified	San Diego	Campo Elementary	58/68213-00-002	11/25/25	\$ 216,821	\$ 144,547	
Mountain Empire Unified	San Diego	Clover Flat Elementary	58/68213-00-003	11/25/25	\$ 343,104	\$ 228,736	
Mountain Empire Unified	San Diego	Pine Valley	58/68213-00-004	11/25/25	\$ 301,711	\$ 201,141	
Mountain Empire Unified	San Diego	Descanso Elementary	58/68213-00-005	11/25/25	\$ 651,456	\$ 434,304	
Mountain Empire Unified	San Diego	Mountain Empire High	58/68213-00-006	02/26/26	\$ 260,997	\$ 173,998	
Anderson Valley Unified	Mendocino	Anderson Valley Junior-Senior	58/65540-00-004*	04/14/26	\$ -	\$ -	

**Total number of applications: 590**

<b>Total amount</b>	<b>\$ 2,006,589,130</b>	<b>\$ 18,960,392</b>
	<b>\$ 2,025,549,522</b>	

<b>MODERNIZATION FUNDING SUBTOTALS</b>	<b>\$ 2,001,193,837</b>	<b>\$ 17,555,462</b>
<b>MODERNIZATION FACILITY HARDSHIP - NON SEISMIC</b>	<b>\$ 3,268,231</b>	<b>\$ 1,404,930</b>
<b>TOTAL MODERNIZATION FUNDING</b>	<b>\$</b>	<b>2,023,422,460</b>
<b>MODERNIZATION FACILITY HARDSHIP - SEISMIC</b>	<b>\$ 2,127,061</b>	<b>\$ -</b>

(a) Represents estimated 60% state share of project including excessive cost grants. Sesimic Mitigation Program projects represents the estimated 50% state share of project. Amounts shown have not been reviewed by OPSC for compliance with all School Facility Program requirements.

(b) Represents estimated financial hardship. Amounts shown have not been reviewed by OPSC for compliance with all School Facility Program requirements.

\*Facility Hardship project requesting Seismic Mitigation Program funding.

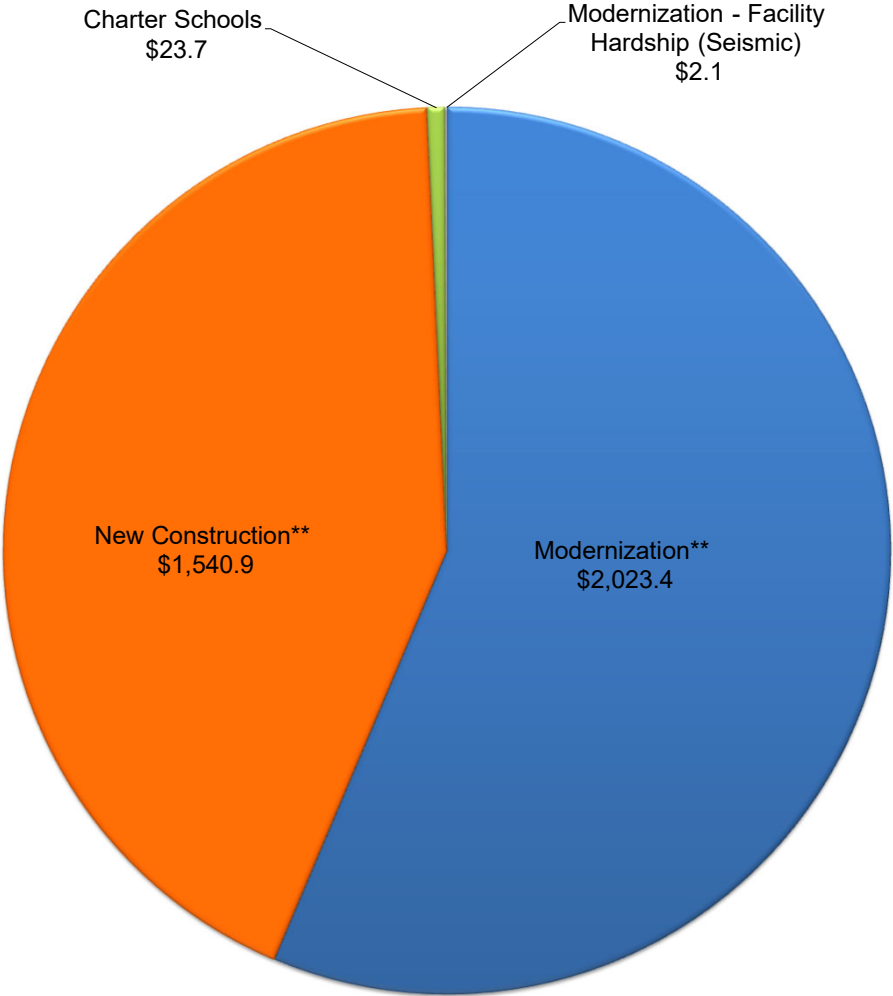
\*\*School districts have been notified that the Office of Public School Construction will begin processing the district's application in the near future.

\*\*\* Estimated State Grant is equal to the estimated State Share at the time the application was submitted.

SFP APPLICATIONS  
 Charter School Facilities Program  
 - Workload as of April 30, 2026 -

District	County	Site Name	Application Number	OPSC Date Received	Estimated State Grant (a)	Financial Hardship (b)
Los Angeles Unified	Los Angeles	Magnolia Science Academy 5	54/64733-00-104	02/04/26	\$ 23,670,994	\$ -
					<b>\$ 23,670,994</b>	<b>\$ -</b>
<b>Total number of applications: 1</b>					<b>Total</b>	<b>\$ 23,670,994</b>

**School Facility Program Applications within Bond Authority\***  
**- in millions of dollars, as of April 30, 2026 -**



\*The projects on this report only represent completed applications that are awaiting Office of Public School Construction (OPSC) processing and scheduling to the State Allocation Board. It does not reflect the OPSC's complete workload or guarantee the project is within available bond authority.

\*\* Includes Facility Hardship Non-Seismic applications (as applicable)

**CHARTER SCHOOL FACILITIES PROGRAM**  
Submitted Applications for Preliminary Apportionment (Forms SAB 50-09) - as of October 31, 2025

County	District	Charter School	Application Number	Type	Date App Received	Estimated Total Reserved Preliminary Apportionment
Santa Clara	Alum Rock Union Elementary	Alpha: Blanca Alvarado Rehabilitation	54/69369-00-005	Rehabilitation	7/3/2025	\$16,953,862.00
Santa Clara	Alum Rock Union Elementary	Alpha: Blanca Alvarado	54/69369-00-006	New Construction	7/3/2025	\$6,279,646.00
Sacramento	Natomas Unified	Westlake High School	54/75283-00-014	New Construction	7/3/2025	\$43,903,238.00
Los Angeles	Los Angeles Unified	Animo Jackie Robinson Charter High	54/64733-00-105	New Construction	7/3/2025	\$76,130,092.89
Solano	Vallejo City Unified	ELITE Public Schools New School Site and School	54/70581-00-008	New Construction	8/20/2025	\$44,161,250.00
San Diego	Cajon Valley Union Elementary	EJE Elementary addition	54/67991-00-004	New Construction	8/28/2025	\$4,902,576.00
Los Angeles	Pasadena Unified	Pasadena Rosebud Academy	54/64881-00-001	New Construction	9/18/2025	\$45,280,265.97
Sacramento	Natomas Unified	NCS- Star Academy	54/75283-00-015	New Construction	9/24/2025	\$6,098,658.00
Sacramento	Natomas Unified	NCS- Blackrock	54/75283-00-016	Rehabilitation	9/24/2025	\$1,646,326.00
San Diego	South Bay Union Elementary	Nestor Language Academy Charter	54/68395-00-001	New Construction	9/25/2025	\$31,203,164.00
San Diego	South Bay Union Elementary	Nestor Language Academy Charter	54/68395-00-002	Rehabilitation	9/25/2025	\$14,596,618.00
Solano	Dixon Unified	Dixon Montessori Charter School New Construction	54/70532-00-001	New Construction	9/29/2025	\$6,253,496.00
Solano	Dixon Unified	Dixon Montessori Charter School Rehabilitation	54/70532-00-002	Rehabilitation	9/29/2025	\$25,168,829.00
Butte	Chico Unified	Sherwood Montessori School	54/61424-00-008	New Construction	9/30/2025	\$5,444,052.00
Butte	Chico Unified	Sherwood Montessori School	54/61424-00-009	Rehabilitation	9/30/2025	\$3,313,232.00
Butte	Chico Unified	Chico Country Day School	54/61424-00-010	Rehabilitation	9/30/2025	\$2,058,126.00
Marin	Novato Unified	Novato Charter School	54/65417-00-001	Rehabilitation	10/1/2025	\$7,883,520.00
Los Angeles	Pasadena Unified	Aveson Global Leadership Academy	54/64881-00-002	New Construction	10/6/2025	\$61,200,953.94
Los Angeles	Pasadena Unified	Aveson School of Leaders	54/64881-00-003	New Construction	10/6/2025	\$46,515,439.94
Placer	Ackerman Charter (Formerly Ackerman E.S.)	Bowman Charter	54/66761-00-002	Rehabilitation	10/9/2025	\$17,561,314.00
Placer	Ackerman Charter (Formerly Ackerman E.S.)	Bowman Charter	54/66761-00-003	New Construction	10/9/2025	\$17,305,242.00
Los Angeles	Pasadena Unified	Alma Fuerte Public School	54/64881-00-004	New Construction	10/9/2025	\$48,035,405.94
Los Angeles	Los Angeles Unified	Invictus Home	54/64733-00-106	New Construction	10/9/2025	\$87,953,160.00
Sonoma	Piner-Olivet Union Elementary	Morrice Schaefer Charter	54/70870-00-001	Rehabilitation	10/15/2025	\$7,168,050.00
Sonoma	Piner-Olivet Union Elementary	Piner-Olivet Charter	54/70870-00-002	Rehabilitation	10/15/2025	\$4,291,840.00
Sonoma	Piner-Olivet Union Elementary	Olivet Charter	54/70870-00-003	Rehabilitation	10/15/2025	\$3,982,250.00
Sonoma	Piner-Olivet Union Elementary	Olivet Charter	54/70870-00-004	New Construction	10/15/2025	\$10,694,200.00
Sonoma	Piner-Olivet Union Elementary	Morrice Schaefer Charter	54/70870-00-005	New Construction	10/15/2025	\$13,205,350.00
Riverside	Nuview Union	Nuview Bridge New Campus	54/67157-00-001	New Construction	10/16/2025	\$43,267,679.00
Placer	Rocklin Unified	MMCA Expansion	54/75085-00-004	New Construction	10/21/2025	\$11,667,450.00
Sonoma	Piner-Olivet Union Elementary	Village Charter School	54/70870-00-006	Rehabilitation	10/22/2025	\$4,492,800.00
Sonoma	Piner-Olivet Union Elementary	Northwest Prep Charter	54/70870-00-007	Rehabilitation	10/22/2025	\$4,439,074.00
Shasta	Shasta Union High	Redding School of the Arts HS	54/70136-02-002	New Construction	10/23/2025	\$15,152,588.00
Butte	Chico Unified	Blue Oak Charter School	54/61424-00-011	New Construction	10/23/2025	\$13,331,985.80
Sacramento	Natomas Unified	Natomas Pacific Pathways Prep	54/75283-00-017	New Construction	10/24/2025	\$7,483,468.00
Sacramento	Natomas Unified	Natomas Pacific Pathways Prep	54/75283-00-018	Rehabilitation	10/24/2025	\$10,224,758.00
Los Angeles	West Covina Unified	San Jose Charter Academy HVAC & Ventilation Rehabilitation	54/65094-00-002	Rehabilitation	10/27/2025	\$17,688,411.00
Sonoma	Petaluma City Elementary	Valley Vista Public Waldorf	54/70854-00-001	New Construction	10/27/2025	\$16,029,590.00
Sonoma	Petaluma City Elementary	Valley Vista Public Waldorf	54/70854-00-002	Rehabilitation	10/27/2025	\$16,106,702.00
Sonoma	Petaluma City Elementary	Pengrove Elementary	54/70854-00-003	Rehabilitation	10/27/2025	\$16,725,450.00
Sonoma	Petaluma Joint Union High	Mary Collins at Cherry Valley	54/70862-00-001	New Construction	10/27/2025	\$4,283,164.00

**CHARTER SCHOOL FACILITIES PROGRAM**  
Submitted Applications for Preliminary Apportionment (Forms SAB 50-09) - as of October 31, 2025

County	District	Charter School	Application Number	Type	Date App Received	Estimated Total Reserved Preliminary Apportionment
Sonoma	Petaluma Joint Union High	Mary Collins at Cherry Valley	54/70862-00-002	Rehabilitation	10/27/2025	\$1,697,280.00
Los Angeles	Los Angeles Unified	MSA2	54/64733-37-001	New Construction	10/27/2025	\$140,582,832.60
Los Angeles	Los Angeles Unified	MSA3	54/64733-54-001	New Construction	10/27/2025	\$85,366,954.43
Los Angeles	Los Angeles Unified	MSA4	54/64733-24-001	New Construction	10/27/2025	\$167,787,001.08
Los Angeles	Los Angeles Unified	MSA6	54/64733-31-001	New Construction	10/27/2025	\$133,974,670.14
Los Angeles	Los Angeles Unified	MSA7	54/64733-41-003	New Construction	10/27/2025	\$65,289,123.45
Sonoma	Santa Rosa Elementary	Cesar Chavez Language Academy	54/70912-00-005	Rehabilitation	10/27/2025	\$31,024,646.00
Sonoma	Santa Rosa Elementary	Cesar Chavez Language Academy	54/70912-00-006	New Construction	10/27/2025	\$7,168,050.00
Sonoma	Santa Rosa Elementary	Santa Rosa Charter School for the Arts	54/70912-00-007	Rehabilitation	10/27/2025	\$3,982,250.00
Sonoma	Santa Rosa Elementary	SRFAC at SRMS	54/70912-00-008	Rehabilitation	10/27/2025	\$22,300,600.00
Sonoma	Santa Rosa Elementary	SRFAC at SRMS	54/70912-00-009	New Construction	10/27/2025	\$4,969,848.00
Sacramento	Natomas Unified	Leroy Greene Academy	54/75283-00-019	New Construction	10/28/2025	\$5,825,313.00
Sacramento	Natomas Unified	Leroy Greene Academy	54/75283-00-020	Rehabilitation	10/28/2025	\$1,951,434.00
Los Angeles	Los Angeles Unified	CWC-East Valley	54/64733-00-108	New Construction	10/28/2025	\$32,645,043.48
Los Angeles	Los Angeles Unified	CWC Hollywood	54/64733-00-109	New Construction	10/28/2025	\$18,709,462.98
Alameda	Oakland Unified	East Bay Innovation Academy	54/61259-09-013	New Construction	10/28/2025	\$26,802,810.00
Los Angeles	Los Angeles Unified	Port of Los Angeles High School - New Facility	54/64733-00-110	New Construction	10/28/2025	\$79,654,648.00
San Mateo	Redwood City Elementary	KIPP Excelencia New Construction	54/69005-00-001	New Construction	10/29/2025	\$1,739,454.00
San Mateo	Redwood City Elementary	KIPP Excelencia Rehabilitation	54/69005-00-002	Rehabilitation	10/29/2025	\$23,087,384.00
Alameda	San Lorenzo Unified	KIPP Summit New Construction	54/61309-00-004	New Construction	10/29/2025	\$2,656,053.00
Alameda	San Lorenzo Unified	KIPP Summit Rehabilitation	54/61309-00-005	Rehabilitation	10/29/2025	\$22,671,304.00
Santa Clara	Alum Rock Union Elementary	KIPP Heartwood Rehabilitation	54/69369-00-007	Rehabilitation	10/29/2025	\$15,018,216.00
Santa Clara	Alum Rock Union Elementary	KIPP Prize New Construction	54/69369-00-008	New Construction	10/29/2025	\$22,060,940.00
Santa Clara	Alum Rock Union Elementary	KIPP Prize Rehabilitation	54/69369-00-009	Rehabilitation	10/29/2025	\$5,070,654.00
San Mateo	Ravenswood City Elementary	KIPP Valiant Rehabilitation	54/68999-00-001	Rehabilitation	10/29/2025	\$23,895,924.00
Orange	Placentia-Yorba Linda Unified	MSA PLY	54/66647-00-001	New Construction	10/29/2025	\$63,341,923.68
Sonoma	Old Adobe Union Elementary	Old Adobe Elementary Charter	54/70847-00-006	Rehabilitation	10/29/2025	\$7,964,500.00
Sonoma	Old Adobe Union Elementary	Miwok Valley Elementary Charter	54/70847-00-007	Rehabilitation	10/29/2025	\$21,530,976.00
Sonoma	Old Adobe Union Elementary	Loma Vista Immersion Academy	54/70847-00-008	Rehabilitation	10/29/2025	\$14,336,100.00
Sonoma	Old Adobe Union Elementary	Sonoma Mountain Elementary Charter	54/70847-00-009	New Construction	10/29/2025	\$5,597,448.00
Sonoma	Old Adobe Union Elementary	Sonoma Mountain Elementary Charter	54/70847-00-010	Rehabilitation	10/29/2025	\$16,294,714.00
San Diego	Vista Unified	Guajome Park Academy	54/68452-00-001	Rehabilitation	10/29/2025	\$24,781,800.00
Placer	Loomis Union Elementary	Loomis Basin Charter	54/66845-00-001	New Construction	10/29/2025	\$28,324,847.85
Los Angeles	Los Angeles Unified	Stella High Charter Academy New Construction	54/64733-10-001	New Construction	10/29/2025	\$62,599,380.04
Los Angeles	Los Angeles Unified	Stella Elementary Charter Academy New Construction	54/64733-10-002	New Construction	10/29/2025	\$33,605,320.04
Alameda	Oakland Unified	Yu Ming Charter School	54/61259-21-004	New Construction	10/29/2025	\$49,793,523.61
San Diego	San Marcos Unified	HTeNC TK	54/73791-00-002	New Construction	10/29/2025	\$2,909,394.00
Placer	Western Placer Unified	John Adams Academy-Lincoln Expansion	54/66951-00-001	New Construction	10/29/2025	\$39,702,084.00
Orange	Anaheim Union High	MSA OC Anaheim High	54/66431-01-001	New Construction	10/29/2025	\$30,267,534.21
Orange	Anaheim Elementary	MSA OC Anaheim Elementary	54/66423-00-001	New Construction	10/29/2025	\$30,393,836.21
Los Angeles	Los Angeles Unified	Gabriella Charter	54/64733-00-111	New Construction	10/29/2025	\$64,996,368.88

**CHARTER SCHOOL FACILITIES PROGRAM**  
Submitted Applications for Preliminary Apportionment (Forms SAB 50-09) - as of October 31, 2025

County	District	Charter School	Application Number	Type	Date App Received	Estimated Total Reserved Preliminary Apportionment
Los Angeles	Los Angeles Unified	Gabriella Charter 2	54/64733-00-112	New Construction	10/29/2025	\$71,432,970.88
Sacramento	San Juan Unified	Gateway Upgrade	54/67447-05-001	New Construction	10/29/2025	\$1,189,384.00
Sacramento	Sacramento City Unified	Capitol Collegiate Academy	54/67439-00-010	New Construction	10/30/2025	\$9,876,348.00
Sacramento	Sacramento City Unified	Capitol Collegiate Academy	54/67439-00-011	Rehabilitation	10/30/2025	\$18,889,380.00
San Diego	San Diego Unified	Darnall modernization	54/68338-03-001	Rehabilitation	10/30/2025	\$14,442,273.00
San Diego	San Diego Unified	Keiller Mod/New	54/68338-02-005	Rehabilitation	10/30/2025	\$18,442,779.00
San Diego	San Diego Unified	Holly Drive New and Mod	54/68338-02-006	New Construction	10/30/2025	\$1,064,795.00
San Diego	San Diego Unified	Holly Drive Modernization	54/68338-02-007	Rehabilitation	10/30/2025	\$3,849,120.00
San Diego	San Diego Unified	Tubman New Construction	54/68338-03-002	New Construction	10/30/2025	\$1,681,158.00
San Diego	San Diego Unified	Tubman Modernization	54/68338-03-003	Rehabilitation	10/30/2025	\$10,592,079.00
San Diego	San Diego Unified	King Chavez Community High	54/68338-02-008	New Construction	10/30/2025	\$1,798,078.00
San Diego	San Diego Unified	King Chavez Rehab	54/68338-02-009	Rehabilitation	10/30/2025	\$21,304,628.00
San Diego	San Diego Unified	Iftin Mod	54/68338-03-004	Rehabilitation	10/30/2025	\$11,080,939.00
San Diego	San Diego Unified	Iftin New	54/68338-03-005	New Construction	10/30/2025	\$4,332,509.00
Sacramento	Twin Rivers Unified	Futures High School	54/76505-04-002	New Construction	10/30/2025	\$2,957,520.00
Yolo	Davis Joint Unified	Da Vinci Charter	54/72678-00-002	Rehabilitation	10/30/2025	\$1,047,103.00
Riverside	Perris Union High	CMI-Rehabilitation	54/67207-00-002	Rehabilitation	10/30/2025	\$28,990,153.00
Riverside	Perris Union High	CMI Addition	54/67207-00-003	New Construction	10/30/2025	\$30,447,619.00
Sacramento	Twin Rivers Unified	HLA-Project	54/76505-04-003	New Construction	10/30/2025	\$1,333,648.00
Yuba	Marysville Joint Unified	Marysville Charter Academy for the Arts	54/72736-00-002	Rehabilitation	10/30/2025	\$14,577,240.00
Sacramento	Sacramento City Unified	Bowling Green Charter School	54/67439-00-012	Rehabilitation	10/30/2025	\$17,109,410.00
Glenn	Willows Unified	Walden Academy Charter	54/62661-00-001	New Construction	10/30/2025	\$4,446,456.00
Yolo	Washington Unified	EPIC Upgrade	54/72694-00-004	Rehabilitation	10/30/2025	\$429,453.00
Orange	Orange Unified	MSA OC Orange	54/66621-00-001	New Construction	10/30/2025	\$49,755,401.21
Orange	Irvine Unified	MSA OC Irvine	54/73650-00-001	New Construction	10/30/2025	\$38,847,293.73
Sacramento	Twin Rivers Unified	Community Outreach	54/76505-03-004	New Construction	10/30/2025	\$1,408,036.00
Madera	Madera Unified	Liberty Charter School Expansion	54/65243-00-001	New Construction	10/30/2025	\$25,043,766.00
Humboldt	Arcata Elementary	Coastal Grove Charter	54/62679-00-001	Rehabilitation	10/30/2025	\$4,288,238.00
Humboldt	Arcata Elementary	Coastal Grove Charter	54/62679-00-002	New Construction	10/30/2025	\$1,021,225.00
Orange	Saddleback Valley Unified	MSA OC Saddleback	54/73635-00-001	New Construction	10/30/2025	\$49,446,700.21
San Diego	Chula Vista Elementary	Mueller Charter School New Construction	54/68023-03-004	New Construction	10/30/2025	\$2,957,712.00
San Diego	Chula Vista Elementary	Mueller Charter School Rehabilitation	54/68023-03-005	Rehabilitation	10/30/2025	\$13,879,796.00
Sonoma	Petaluma Joint Union High	Dual Language Immersion Academy Charter	54/70862-00-003	New Construction	10/30/2025	\$11,266,148.00
Nevada	Grass Valley Elementary	YRCS K-12 Expansion, Current Campus	54/66332-00-005	New Construction	10/30/2025	\$12,264,413.60
<b>Total</b>						<b>\$2,783,948,696.79</b>

## **INFORMATION ITEM**

### **CALIFORNIA PRESCHOOL, TRANSITIONAL KINDERGARTEN AND FULL-DAY KINDERGARTEN FACILITIES GRANT PROGRAM (as of April 30, 2026)**

The applications on this list represent California Preschool, Transitional Kindergarten and Full-Day Kindergarten Facilities Grant Program projects in alphabetical order received through April 30, 2026. These applications have been received and are currently being reviewed by the Office of Public School Construction.

Published monthly in the SAB Agenda.

This report is also located on the [OPSC Website](#)

California Preschool, Transitional Kindergarten and Full-Day Kindergarten Facilities Grant Program  
 - Submitted Applications as of April 30, 2026 -

District	County	Site Name	Application Number	OPSC Date Received	Estimated State Grant	Estimated Financial Hardship**
Aromas-San Juan USD	San Benito	San Juan Elementary	70/75259-00-001	4/1/2026	\$ 2,525,496.00	
Buckeye Union Elementary	El Dorado	Oak Meadow Elementary	70/61838-00-001	4/30/2026	\$ 2,509,726.00	
Burnt Ranch Elementary	Trinity	Burnt Ranch Elementary	70/71662-00-001	4/30/2026	\$ 846,612.00	\$ 282,204.00
Butteville Union Elementary	Siskiyou	Butteville Elementary	70/70201-00-001	4/30/2026	\$ 1,683,664.00	\$ 561,221.00
Central Unified	Fresno	William Saroyan Elementary	71/73965-00-001	4/30/2026	\$ 1,661,496.00	
Central Unified	Fresno	Harvest Elementary	71/73965-00-002	4/30/2026	\$ 1,943,809.00	
Central Unified	Fresno	Norman Liddell Elementary	71/73965-00-003	4/30/2026	\$ 1,457,856.00	
Ceres Unified	Stanislaus	Walter White Elementary	70/71043-00-006	4/27/2026	\$ 1,403,503.00	
Colton Joint Unified	San Bernardino	Wilson Elementary	70/67686-00-018	4/30/2026	\$ 3,367,327.00	
Compton Unified	Los Angeles	Dickison Elementary	70/73437-00-002	4/30/2026	\$ 1,683,664.00	
Corning Union Elementary	Tehama	Olive View Elementary	71/71498-00-001	4/30/2026	\$ 546,640.00	
Corning Union Elementary	Tehama	Olive View Elementary	70/71498-00-002	4/30/2026	\$ 5,004,398.00	
Dos Palos-Oro Loma Joint Unified	Merced	Dos Palos Elementary	70/75317-00-001	4/24/2026	\$ 5,612,213.00	
Earlimart Elementary	Tulare	Earlimart Elementary	70/71902-00-003	4/29/2026	\$ 7,872,153.00	\$ 3,372,346.00
Fairfax Elementary	Kern	Virginia Avenue Elementary	70/63461-00-001	4/30/2026	\$ 1,407,833.00	
Ferndale Unified	Humboldt	Ferndale Elementary	70/75374-00-001	4/30/2026	\$ 1,698,719.00	\$ 566,240.00
Fontana Unified	San Bernardino	Randall Pepper Elementary	71/67710-00-033	4/30/2026	\$ 546,640.00	
General Shafter	Kern	General Shafter	70/63487-00-002	4/29/2026	\$ 846,612.00	
Greenfield Union	Kern	Kendrick (W. A.) Elementary	70/63503-00-024	4/27/2026	\$ 6,173,434.00	
Greenfield Union	Kern	Valle Verde Elementary	70/63503-00-023	4/27/2026	\$ 8,137,708.00	
Hanford Elementary	Kings	New Simas Elementary	70/63917-00-006	4/30/2026	\$ 2,239,391.00	
Hilmar Unified	Merced	Merquin Elementary	70/65698-00-003	4/21/2026	\$ 856,888.00	
Imperial Unified	Imperial	Hulse (Ben) Elementary	70/63164-00-003	4/27/2026	\$ 3,647,939.00	\$ 1,964,275.00
Inglewood Unified	Los Angeles	Bennet-Kew School	70/64634-00-005	4/30/2026	\$ 4,989,342.00	
King City Union	Monterey	Santa Lucia Elementary	70/66050-00-002	4/30/2026	\$ 4,172,840.00	
Lake Elementary	Glenn	Lake Elementary	70/62596-00-002	4/27/2026	\$ 1,698,719.00	\$ 566,240.00
Lindsay Unified	Tulare	Kennedy Elementary	70/71993-00-014	4/28/2026	\$ 4,489,770.00	\$ 2,244,886.00
Los Angeles Unified	Los Angeles	Franklin Elementary	70/64733-00-005	4/28/2026	\$ 32,045,550.00	
Los Banos Unified	Merced	Los Banos Early Education Complex	70/65755-00-004	4/28/2026	\$ 6,734,655.00	\$ 2,244,885.00
Los Molinos Unified	Tehama	Los Molinos Elementary	70/71571-00-001	4/30/2026	\$ 1,979,331.00	\$ 1,408,072.00
Monterey Peninsula Unified	Monterey	J.C. Crumpton Elementary	70/66092-00-003	4/30/2026	\$ 1,683,663.00	
New Hope Elementary	San Joaquin	New Hope Elementary	70/68619-00-001	4/22/2026	\$ 856,888.00	\$ 285,629.00
North County Joint Union Elementary	San Benito	Spring Grove Elementary	70/67504-00-002	4/7/2026	\$ 2,540,551.00	
Oroville City Elementary	Butte	Ophir Elementary	70/61507-00-001	4/24/2026	\$ 4,209,160.00	
Palo Verde Union Elementary	Tulare	Palo Verde Elementary	70/72033-00-001	4/30/2026	\$ 1,678,170.00	\$ 559,390.00
Peninsula Union	Humboldt	Peninsula Union	70/62984-00-001	4/30/2026	\$ 841,832.00	\$ 280,611.00
Pittsburg Unified	Contra Costa	Willow Cove Elementary	70/61788-00-004	4/30/2026	\$ 5,274,372.00	
Reef Sunset Unified	Kings	Avenal Elementary	70/73932-00-007	4/22/2026	\$ 8,433,375.00	\$ 2,811,124.00
Richland Union Elementary	Kern	Golden Oak Elementary	70/63575-00-003	4/29/2026	\$ 5,627,268.00	
Rio Dell Elementary	Humboldt	Eagle Prairie Elementary	70/63008-00-001	4/30/2026	\$ 1,122,443.00	\$ 1,122,443.00
Robla Elementary	Sacramento	Glennwood Elementary	70/67421-00-011	4/28/2026	\$ 5,907,878.00	\$ 1,969,293.00
Rockford Elementary	Tulare	Rockford Elementary	70/72090-00-001	4/29/2026	\$ 1,411,020.00	\$ 846,612.00
San Lucas Union Elementary	Monterey	San Lucas Elementary	70/66183-00-001	4/24/2026	\$ 1,418,109.00	\$ 1,418,109.00
Scotia Union Elementary	Humboldt	Murphy (Stanwood A.) Elementary	70/63024-00-001	4/30/2026	\$ 856,888.00	\$ 285,629.00
Summerville Elementary	Tuolumne	Summerville Elementary	70/72405-00-003	4/30/2026	\$ 1,698,719.00	\$ 566,240.00
Tehama County Office of Education	Tehama	New Severe SDC Site	70/10520-00-001	4/30/2026	\$ 1,698,719.00	\$ 566,240.00
Terra Bella Union Elementary	Tulare	Terra Bella Elementary	70/72199-00-001	4/30/2026	\$ 2,540,551.00	\$ 846,850.00
Trinity Alps Unified	Trinity	Weaverville Elementary	70/76513-00-001	4/30/2026	\$ 2,540,551.00	
Turlock Unified	Stanislaus	Osborn Elementary	70/75739-00-001	4/30/2026	\$ 2,473,035.00	
Twin Rivers Unified	Sacramento	Woodridge Elementary	70/76505-00-007	4/28/2026	\$ 1,663,114.50	

California Preschool, Transitional Kindergarten and Full-Day Kindergarten Facilities Grant Program  
 - Submitted Applications as of April 30, 2026 -

District	County	Site Name	Application Number	OPSC Date Received	Estimated State Grant	Estimated Financial Hardship**
Vallecitos Elementary	San Diego	Vallecitos Elementary	70/68437-00-001	4/27/2026	\$ 1,698,719.00	\$ 566,240.00
Westmorland Union Elementary	Imperial	Westmorland Elementary	70/63230-00-001	4/22/2026	\$ 1,418,109.00	\$ 846,850.00
Westwood Unified	Lassen	Westwood High	70/64204-00-002	4/27/2026	\$ 1,418,109.00	\$ 846,850.00
Westwood Unified	Lassen	Fletcher Walker Elementary	70/64204-00-001	4/27/2026	\$ 1,418,109.00	\$ 846,850.00
Yosemite Unified	Madera	Rivergold Elementary	70/76414-00-002	4/30/2026	\$ 856,888.00	\$ 285,629.00
Yosemite Unified	Madera	Coarsegold Elementary	70/76414-00-001	4/30/2026	\$ 856,888.00	\$ 285,629.00
<b>ESTIMATED STATE SHARE</b>					<b>\$</b>	<b>181,927,056.50</b>
<b>ESTIMATED FINANCIAL HARDSHIP REQUEST</b>					<b>\$</b>	<b>28,446,587.00</b>
<b>CALIFORNIA PRESCHOOL, TRANSITIONAL KINDERGARTEN AND FULL-DAY KINDERGARTEN TOTAL*</b>					<b>\$</b>	<b>210,373,643.50</b>

\*This list is inclusive of all CA Preschool, Transitional Kindergarten and Full-Day Kindergarten Facilities Grant Program (Program) applications received by OPSC for the April 2026 Filing Round. OPSC has not yet reviewed the applications; therefore, the total grant request may exceed available expenditure authority. Placement on this list does not confirm eligibility for funding nor the amount.

\*\* This column represents estimated Financial Hardship amounts that have not been reviewed by OPSC for compliance with the Program regulations.

## SCHOOL DISTRICT EXTENSION REQUESTS

As a result of prior emergency proclamations, the State Allocation Board (Board) previously approved regulations to provide the Executive Officer with the authority, during a proclaimed emergency by the Governor of the State of California, to grant program extensions. The Executive Officer must inform the Board of any action taken.

Two extension requests were received by the Office of Public School Construction since January 2026, which have been approved.

Total Number of Requests: 2

<u>REQUESTS</u>		→	<u>APPROVED EXTENSIONS</u>	
Approved:	2	<div style="display: flex; flex-direction: column; align-items: center;"> <div style="margin-bottom: 10px;">→</div> <div style="margin-bottom: 10px;">→</div> <div style="margin-bottom: 10px;">→</div> <div style="margin-bottom: 10px;">→</div> </div>	Responses Received:	1
No Longer Needed:	0		Responses Pending:	1
Denied:	0			2
Pending:	0			
	2			
<u>SCHOOL DISTRICT SIZE</u>			<u>TYPES OF PENDING REQUESTS</u>	
Large:	1		Eligibility & Funding Responses:	1
Medium:	0		Expenditure Reports:	0
Small:	1		Fund Release:	0
	2		Substantial Progress:	0
			Audit Correspondence:	0
			Accounts Receivables:	0
			Full-Day Kindergarten:	0
				1

OPSC will continue to accept and review extension requests for any ongoing states of emergency, such as wildfires or other natural disasters, for school districts directly impacted. School districts that are requesting an extension as a result of a state of emergency shall continue to submit the [School District Extension Request Form](#).

ATTACHMENT  
 School District Time Extension Requests  
 State Allocation Board, May 20, 2026

District Size	District Name	Project/Site Name	Type of Request	Project Number	Category of Request	Description of Deliverable	Original Due Date	Requested Extension Date	Receipt Date for Requested Documents	Status
Large	Pasadena Unified	Districtwide New Construction Eligibility and Unhoused Pupil Certification	Funding		Eligibility & Funding Responses	Form SAB 50-01, 50-02, and 50-03; Unhoused Pupil Certification	1/30/2026	3/13/2026 for Eligibility Documents; 3/31/2026 for Governing Board Approved Certification	3/13/2026; 3/31/2026 for Governing Board-Approved Certification	Approved - PENDING
Small	Odyssey Charter Schools	Odyssey Charter and Odyssey Charter South	Funding		Eligibility & Funding Responses	Form SAB 50-09 and CSFP Notification Deadline	10/30/2025	3/18/2026	3/16/2026; Requested Extension Date modified from 3/18/2026 to 3/16/2026, the first business day following the 30-day notification period	Approved - Closed

## **INFORMATION ITEM**

### **SCHOOL FACILITY PROGRAM APPLICATIONS RECEIVED BEYOND BOND AUTHORITY LIST (as of April 30, 2026)**

The applications on this list represent School Facility Program (SFP) Modernization projects in date order received that were received on or after October 30, 2024 through April 30, 2026. These applications have been received, but not reviewed, by the Office of Public School Construction (OPSC). This list is presented to the State Allocation Board for acknowledgement, but not approval pursuant to SFP Regulation Section 1859.95.1.

Published monthly in the SAB Agenda.

This report is also on the [OPSC Website](http://www.dgs.ca.gov/opsc) at:  
[www.dgs.ca.gov/opsc](http://www.dgs.ca.gov/opsc)

SFP APPLICATIONS  
Modernization Applications Received Past Existing Authority - as of April 30, 2026

District	County	Site Name	Application Number	50-04 Date Received*	Estimated State Grant (a)	Estimated Financial Hardship (b)
Clovis Unified	Fresno	Fort Washington Elementary	57/62117-00-066	10/30/24	\$ 4,351,262	\$ -
Clovis Unified	Fresno	Dry Creek Elementary	57/62117-00-067	10/30/24	\$ 6,616,216	\$ -
Clovis Unified	Fresno	Kastner Intermediate	57/62117-00-068	10/30/24	\$ 9,275,125	\$ -
Clovis Unified	Fresno	Copper Hills Elementary	57/62117-00-069	10/30/24	\$ 6,417,827	\$ -
Clovis Unified	Fresno	Pinedale Elementary	57/62117-00-070	10/30/24	\$ 3,981,193	\$ -
Clovis Unified	Fresno	Century Elementary	57/62117-00-071	10/30/24	\$ 4,611,447	\$ -
Clovis Unified	Fresno	Clovis High	57/62117-00-072	10/30/24	\$ 28,545,797	\$ -
Fresno Unified	Fresno	Roosevelt High	57/62166-00-153	10/30/24	\$ 17,851,192	\$ -
El Monte Union High	Los Angeles	Arroyo High	57/64519-00-009	10/30/24	\$ 11,136,772	\$ -
Long Beach Unified	Los Angeles	Jordan High	57/64725-00-065	10/30/24	\$ 23,120,438	\$ -
Los Angeles Unified	Los Angeles	Ernest Lawrence Middle	57/64733-00-843	10/30/24	\$ 3,127,934	\$ -
Los Angeles Unified	Los Angeles	Rosemont Avenue Elementary	57/64733-00-844	10/30/24	\$ 4,836,951	\$ -
Los Angeles Unified	Los Angeles	Woodrow Wilson Senior High	57/64733-00-845	10/30/24	\$ 1,205,039	\$ -
Los Angeles Unified	Los Angeles	Fairfax Senior High	57/64733-00-846	10/30/24	\$ 1,293,576	\$ -
Los Angeles Unified	Los Angeles	Manual Arts Senior High	57/64733-00-847	10/30/24	\$ 1,144,270	\$ -
Los Angeles Unified	Los Angeles	Sunrise Elementary	57/64733-05-020	10/30/24	\$ 808,803	\$ -
Los Angeles Unified	Los Angeles	South Gate Middle	57/64733-16-014	10/30/24	\$ 5,008,679	\$ -
Los Angeles Unified	Los Angeles	Huntington Park Senior High	57/64733-17-013	10/30/24	\$ 20,805,275	\$ -
Los Angeles Unified	Los Angeles	Huntington Park Senior High	57/64733-17-014	10/30/24	\$ 10,742,511	\$ -
Los Angeles Unified	Los Angeles	Huntington Park Senior High	57/64733-17-015	10/30/24	\$ 7,434,222	\$ -
Los Angeles Unified	Los Angeles	Canyon Charter Elementary	57/64733-47-013	10/30/24	\$ 1,192,176	\$ -
Los Angeles Unified	Los Angeles	Palisades Charter High	57/64733-47-014	10/30/24	\$ 11,590,382	\$ -
Norwalk-La Mirada Unified	Los Angeles	La Mirada High	57/64840-00-036	10/30/24	\$ 626,237	\$ -
Salinas Union High	Monterey	Everett Alvarez High	57/66159-00-003	10/30/24	\$ 20,566,060	\$ -
Anaheim Elementary	Orange	Sunkist Elementary	57/66423-00-035	10/30/24	\$ 8,673,017	\$ -
Sacramento City Unified	Sacramento	Nicholas Elementary	57/67439-00-079	10/30/24	\$ 3,234,409	\$ -
Encinitas Union Elementary	San Diego	Ocean Knoll Elementary	57/68080-00-014	10/30/24	\$ 1,021,545	\$ -
San Luis Coastal Unified	San Luis Obispo	Laguna Middle	57/68809-00-033	10/30/24	\$ 1,031,010	\$ -
Ravenswood City Elementary	San Mateo	Belle Haven Elementary	57/68999-00-019	10/30/24	\$ 5,459,624	\$ -
Mountain View-Los Altos Union High	Santa Clara	Mountain View High	57/69609-00-008	10/30/24	\$ 5,893,518	\$ -
Piner-Olivet Union Elementary	Sonoma	Morrice Schaefer Charter	57/70870-00-006	10/30/24	\$ 673,382	\$ -
Modesto City High	Stanislaus	Grace M. Davis High	57/71175-00-005	10/30/24	\$ 3,820,068	\$ -
Modesto City High	Stanislaus	Grace M. Davis High	57/71175-00-006	10/30/24	\$ 2,801,664	\$ -
Modesto City High	Stanislaus	Grace M. Davis High	57/71175-00-007	10/30/24	\$ 1,510,811	\$ -
Modesto City High	Stanislaus	Peter Johansen High	57/71175-00-008	10/30/24	\$ 18,623,600	\$ -
Rockford Elementary	Tulare	Rockford Elementary	57/72090-00-005	10/30/24	\$ 1,203,660	\$ 802,440
Milpitas Unified	Santa Clara	Rancho Milpitas Middle	57/73387-00-017	10/30/24	\$ 6,445,330	\$ -
Milpitas Unified	Santa Clara	Thomas Russell Middle	57/73387-00-018	10/30/24	\$ 8,465,541	\$ -
Rowland Unified	Los Angeles	Nogales High	57/73452-00-035	10/30/24	\$ 1,682,476	\$ -
Caruthers Unified	Fresno	Monroe Elementary	57/75598-00-005	10/30/24	\$ 2,419,504	\$ 1,613,003
Konocti Unified	Lake	Lower Lake High	57/64022-00-020	10/31/24	\$ 5,309,325	\$ -
Downey Unified	Los Angeles	Griffiths (Gordon) Middle	57/64451-00-042	10/31/24	\$ 1,137,002	\$ -
Downey Unified	Los Angeles	Sussman (Edward A.) Middle	57/64451-00-043	10/31/24	\$ 2,079,323	\$ -
Vacaville Unified	Solano	Vaca Pena Middle	57/70573-00-025	10/31/24	\$ 1,436,098	\$ -

SFP APPLICATIONS  
Modernization Applications Received Past Existing Authority - as of April 30, 2026

District	County	Site Name	Application Number	50-04 Date Received*	Estimated State Grant (a)	Estimated Financial Hardship (b)
Vacaville Unified	Solano	Hemlock Elementary	57/70573-00-026	10/31/24	\$ 518,780	\$ -
Vacaville Unified	Solano	Orchard Elementary	57/70573-00-027	10/31/24	\$ 847,706	\$ -
Lindsay Unified	Tulare	John J. Cairns Continuation	57/71993-00-011	10/31/24	\$ 1,064,580	\$ -
Pomona Unified	Los Angeles	Lorbeer Middle	57/64907-00-073	11/04/24	\$ 1,801,365	\$ -
Pomona Unified	Los Angeles	Ranch Hills Elementary	57/64907-00-074	11/04/24	\$ 1,877,585	\$ -
Pomona Unified	Los Angeles	Garey High	57/64907-00-075	11/04/24	\$ 2,438,766	\$ -
Santa Cruz City High	Santa Cruz	Santa Cruz High	57/69823-00-015	11/04/24	\$ 442,385	\$ -
Los Nietos	Los Angeles	Ada S. Nelson Elementary	57/64758-00-012	11/08/24	\$ 2,424,457	\$ -
Chaffey Joint Union High	San Bernardino	Chaffey High	57/67652-00-009	11/11/24	\$ 11,195,775	\$ -
Salinas Union High	Monterey	Alisal High	57/66159-00-004	11/14/24	\$ 23,380,494	\$ -
Pond Union Elementary	Kern	Pond Elementary	57/63719-00-002****	11/15/24	\$ 262,227	\$ 174,818
Valley Home Joint Elementary	Stanislaus	Valley Home Elementary	57/71324-00-002****	11/15/24	\$ 307,978	\$ 205,319
Fresno Unified	Fresno	Addams Elementary	57/62166-00-154****	11/21/24	\$ 8,143,960	\$ -
Fresno Unified	Fresno	Columbia Elementary	57/62166-00-155****	11/21/24	\$ 4,953,413	\$ -
Fresno Unified	Fresno	Jackson Elementary	57/62166-00-156****	11/21/24	\$ 2,871,068	\$ -
Fresno Unified	Fresno	Del Mar Elementary	57/62166-00-157****	11/21/24	\$ 5,283,286	\$ -
Fresno Unified	Fresno	McLane High	57/62166-00-158****	11/21/24	\$ 37,764,914	\$ -
Fresno Unified	Fresno	Roosevelt High	57/62166-00-159****	11/21/24	\$ 40,118,626	\$ -
Fresno Unified	Fresno	Yosemite Middle	57/62166-00-160****	11/21/24	\$ 6,694,695	\$ -
Fresno Unified	Fresno	Roosevelt High	57/62166-00-161****	11/21/24	\$ 40,279,055	\$ -
Anderson Valley Unified	Mendocino	Anderson Valley Junior-Senior High	57/65540-00-006****	11/21/24	\$ 3,029,981	\$ -
Ukiah Unified	Mendocino	Calpella Elementary	57/65615-00-014	11/22/24	\$ 1,213,000	\$ -
Ukiah Unified	Mendocino	Frank Zeek Elementary	57/65615-00-015	11/22/24	\$ 3,050,256	\$ -
Grant Elementary	Shasta	Grant Elementary	57/70003-00-003	11/22/24	\$ 242,473	\$ 161,649
Exeter Unified	Tulare	Wilson Middle	57/76836-00-003	11/22/24	\$ 2,088,005	\$ -
Buellton Union Elementary	Santa Barbara	Jonata Middle	57/69138-00-005	11/25/24	\$ 1,517,682	\$ -
Caruthers Unified	Fresno	Monroe Elementary	57/75598-00-006****	11/25/24	\$ 2,419,504	\$ 1,613,003
San Bernardino City Unified	San Bernardino	Sierra High	57/67876-00-124****	11/26/24	\$ 6,036,450	\$ -
San Bernardino City Unified	San Bernardino	San Geronio High	57/67876-00-125****	11/26/24	\$ 28,431,969	\$ -
Simi Valley Unified	Ventura	Royal High	57/72603-00-040****	11/26/24	\$ 25,811,268	\$ -
Simi Valley Unified	Ventura	Simi Valley High	57/72603-00-041****	11/26/24	\$ 24,852,742	\$ -
Simi Valley Unified	Ventura	Santa Susana High	57/72603-00-042****	11/26/24	\$ 13,119,375	\$ -
Sanger Unified	Fresno	Lincoln Elementary	57/62414-00-025****	12/03/24	\$ 3,812,692	\$ -
Sanger Unified	Fresno	Jackson Elementary	57/62414-00-026****	12/03/24	\$ 4,223,725	\$ -
Sanger Unified	Fresno	Washington Academic Middle	57/62414-00-027****	12/03/24	\$ 6,603,049	\$ -
Sanger Unified	Fresno	Wilson Elementary	57/62414-00-028****	12/03/24	\$ 4,571,500	\$ -
Sanger Unified	Fresno	Lone Star Elementary	57/62414-00-029****	12/03/24	\$ 4,289,466	\$ -
Greenfield Union	Kern	Leon H. Ollivier Middle	57/63503-00-014****	12/03/24	\$ 3,769,899	\$ -
Greenfield Union	Kern	Greenfield Middle	57/63503-00-015****	12/03/24	\$ 8,756,790	\$ -
Hesperia Unified	San Bernardino	Canyon Ridge High	57/75044-00-025	12/10/24	\$ 2,359,560	\$ -
Grenada Elementary	Siskiyou	Grenada Elementary	57/70326-00-001	12/11/24	\$ 204,782	\$ 136,521
San Juan Unified	Sacramento	Katherine Johnson Middle	57/67447-05-001	01/07/25	\$ 5,557,319	\$ -
Colton Joint Unified	San Bernardino	Colton Middle	57/67686-00-029	01/08/25	\$ 3,744,938	\$ -
Riverdale Joint Unified	Fresno	Fipps Primary	57/75408-00-010****	01/09/25	\$ 3,368,194	\$ -

SFP APPLICATIONS  
Modernization Applications Received Past Existing Authority - as of April 30, 2026

District	County	Site Name	Application Number	50-04 Date Received*	Estimated State Grant (a)	Estimated Financial Hardship (b)
Riverdale Joint Unified	Fresno	Riverdale Elementary	57/75408-00-011****	01/09/25	\$ 5,187,803	\$ -
Riverdale Joint Unified	Fresno	Riverdale High	57/75408-00-012****	01/09/25	\$ 6,586,188	\$ -
Hermosa Beach City Elementary	Los Angeles	Hermosa View Elementary	57/64600-00-012	01/10/25	\$ 147,277	\$ 98,185
Le Grand Union Elementary	Merced	Le Grand Elementary	57/65722-00-004	01/15/25	\$ 391,338	\$ 260,892
Vallecitos Elementary	San Diego	Vallecitos Elementary	57/68437-00-002	01/17/25	\$ 173,627	\$ 115,751
Tamalpais Union High	Marin	Redwood High	57/65482-00-008	01/21/25	\$ 3,300,698	\$ -
River Delta Joint Unified	Sacramento	D. H. White Elementary	57/67413-00-006	01/23/25	\$ 2,583,084	\$ -
Alhambra Unified	Los Angeles	San Gabriel High	57/75713-00-040	01/31/25	\$ 8,795,807	\$ -
Santa Rosa High	Sonoma	Montgomery High	57/70920-00-017	02/03/25	\$ 7,696,282	\$ -
Fountain Valley Elementary	Orange	Courreges (Roch) Elementary	57/66498-00-027	02/05/25	\$ 353,786	\$ -
Elk Grove Unified	Sacramento	Charles E. Mack Elementary	57/67314-00-050	02/05/25	\$ 5,858,281	\$ -
Tulare City	Tulare	Roosevelt Elementary	57/72231-00-014	02/11/25	\$ 2,799,208	\$ -
Tamalpais Union High	Marin	Redwood High	57/65482-00-009	02/12/25	\$ 3,785,320	\$ -
Wheatland Union High	Yuba	Wheatland Union High	57/72769-00-005	02/13/25	\$ 1,246,978	\$ -
Dublin Unified	Alameda	Murray Elementary	57/75093-00-019	02/14/25	\$ 3,482,921	\$ -
Sausalito Marin City	Marin	Dr. Martin Luther King Jr. Academy	57/65474-00-003	02/18/25	\$ 930,166	\$ -
Palm Springs Unified	Riverside	James Workman Middle	57/67173-00-019	02/19/25	\$ 9,638,824	\$ -
River Delta Joint Unified	Sacramento	Riverview Middle	57/67413-00-007	02/20/25	\$ 1,749,721	\$ -
Corning Union Elementary	Tehama	West Street Elementary	57/71498-00-004	02/21/25	\$ 3,413,767	\$ -
Pomona Unified	Los Angeles	Pomona High	57/64907-00-076	02/27/25	\$ 1,669,223	\$ -
Mesa Union Elementary	Ventura	Mesa Elementary	57/72470-00-003	02/27/25	\$ 4,967,728	\$ 3,311,819
Pleasanton Unified	Alameda	Pleasanton Middle	57/75101-00-028	02/28/25	\$ 5,292,912	\$ -
Lucia Mar Unified	San Luis Obispo	Ocean View Elementary	57/68759-00-027	03/05/25	\$ 3,896,431	\$ -
Covina-Valley Unified	Los Angeles	Ben Lomond Elementary	57/64436-00-012	03/06/25	\$ 3,183,143	\$ -
Simi Valley Unified	Ventura	Garden Grove Elementary	57/72603-00-043	03/06/25	\$ 6,404,230	\$ -
Simi Valley Unified	Ventura	Valley View Middle	57/72603-00-044	03/06/25	\$ 2,030,529	\$ -
Anaheim Union High	Orange	Anaheim High	57/66431-01-006	03/10/25	\$ 2,748,541	\$ -
San Bernardino City Unified	San Bernardino	Emmerton Elementary	57/67876-00-126	03/10/25	\$ 7,517,032	\$ -
Newport-Mesa Unified	Orange	Whittier Elementary	57/66597-00-056	03/11/25	\$ 2,043,912	\$ -
San Bernardino City Unified	San Bernardino	Davidson Elementary	57/67876-00-127	03/13/25	\$ 3,032,143	\$ -
San Bernardino City Unified	San Bernardino	Cajon High	57/67876-00-128	03/13/25	\$ 36,113,550	\$ -
Pomona Unified	Los Angeles	Barfield Elementary	57/64907-00-077	03/14/25	\$ 1,310,673	\$ -
Newport-Mesa Unified	Orange	Newport Elementary	57/66597-00-057	03/17/25	\$ 3,498,254	\$ -
Ravenswood City Elementary	San Mateo	Cesar Chavez Ravenswood Middle	57/68999-00-020****	03/19/25	\$ 3,951,375	\$ -
Ravenswood City Elementary	San Mateo	Belle Haven Elementary	57/68999-00-021****	03/19/25	\$ 5,689,176	\$ -
Gridley Unified	Butte	Gridley High	57/75507-00-007****	03/20/25	\$ 3,449,374	\$ -
Anderson Valley Unified	Mendocino	Anderson Valley Elementary	57/65540-00-007	03/24/25	\$ 428,933	\$ -
Kirkwood Elementary	Tehama	Kirkwood Elementary	57/71555-00-001	03/24/25	\$ 67,883	\$ 45,255
Ventura Unified	Ventura	Juanamaria Elementary	57/72652-00-022	03/24/25	\$ 741,184	\$ -
Ventura Unified	Ventura	E. P. Foster Elementary	57/72652-00-023	03/24/25	\$ 1,306,757	\$ -
Newport-Mesa Unified	Orange	Woodland Elementary	57/66597-00-058	03/25/25	\$ 1,932,065	\$ -
Ontario-Montclair	San Bernardino	Ray Wiltsey Middle	57/67819-00-041	03/25/25	\$ 1,698,105	\$ -
Tustin Unified	Orange	Columbus Tustin Middle	57/73643-00-029	03/25/25	\$ 4,020,134	\$ -
Black Oak Mine Unified	El Dorado	Northside Elementary	57/73783-00-010	03/25/25	\$ 791,558	\$ -

SFP APPLICATIONS  
Modernization Applications Received Past Existing Authority - as of April 30, 2026

District	County	Site Name	Application Number	50-04 Date Received*	Estimated State Grant (a)	Estimated Financial Hardship (b)
Caiente Union Elementary	Kern	Piute Mountain Elementary	57/63388-00-001	03/26/25	\$ 65,591	\$ 43,727
Ventura Unified	Ventura	Lemon Grove	57/72652-00-024	03/27/25	\$ 844,979	\$ -
Sierra Unified	Fresno	Sierra High	57/75275-00-004	03/27/25	\$ 1,728,169	\$ 1,152,113
Foresthill Union Elementary	Placer	Foresthill Divide	57/66837-00-002	03/31/25	\$ 140,282	\$ 93,521
Foresthill Union Elementary	Placer	Foresthill Elementary	57/66837-00-003	03/31/25	\$ 144,816	\$ 96,544
Ventura Unified	Ventura	Buena High	57/72652-00-025	03/31/25	\$ 2,355,930	\$ -
Ventura Unified	Ventura	Loma Vista Elementary	57/72652-00-026	04/01/25	\$ 888,655	\$ -
Pomona Unified	Los Angeles	San Jose Elementary	57/64907-00-078	04/02/25	\$ 761,852	\$ -
Ravenswood City Elementary	San Mateo	Los Robles-Ronald McNair Academy	57/68999-00-022	04/02/25	\$ 662,223	\$ -
Ventura Unified	Ventura	Elmhurst Elementary	57/72652-00-027	04/02/25	\$ 954,195	\$ -
Claremont Unified	Los Angeles	El Roble Intermediate	57/64394-00-011	04/03/25	\$ 609,486	\$ -
Claremont Unified	Los Angeles	Chaparral Elementary	57/64394-00-012	04/03/25	\$ 2,293,810	\$ -
San Bernardino City Unified	San Bernardino	Indian Springs High	57/67876-00-129	04/03/25	\$ 23,855,543	\$ -
San Bernardino City Unified	San Bernardino	Muscoy Elementary	57/67876-00-130	04/03/25	\$ 5,180,116	\$ -
San Luis Coastal Unified	San Luis Obispo	Monarch Grove Elementary	57/68809-00-035	04/04/25	\$ 2,420,548	\$ -
Claremont Unified	Los Angeles	Condit Elementary	57/64394-00-013	04/07/25	\$ 2,166,190	\$ -
Pleasanton Unified	Alameda	Fairlands Elementary	57/75101-00-029	04/07/25	\$ 888,357	\$ -
Ventura Unified	Ventura	Balboa Middle	57/72652-00-028	04/08/25	\$ 2,685,454	\$ -
Ferndale Unified	Humboldt	Ferndale Elementary	57/75374-00-005	04/08/25	\$ 417,766	\$ 278,511
Ferndale Unified	Humboldt	Ferndale High	57/75374-00-006	04/08/25	\$ 301,733	\$ 201,155
Ventura Unified	Ventura	Pacific High	57/72652-00-029	04/10/25	\$ 588,147	\$ -
Johnstonville Elementary	Lassen	Johnstonville Elementary	57/64113-00-003	04/11/25	\$ 271,736	\$ 181,157
Claremont Unified	Los Angeles	Claremont High	57/64394-00-014	04/11/25	\$ 1,687,388	\$ -
Elk Grove Unified	Sacramento	Samuel Kennedy Elementary	57/67314-00-051	04/11/25	\$ 3,744,128	\$ -
Claremont Unified	Los Angeles	Sycamore Elementary	57/64394-00-015	04/16/25	\$ 485,008	\$ -
Pomona Unified	Los Angeles	Diamond Ranch High	57/64907-00-079	04/16/25	\$ 11,229,666	\$ -
Antelope Elementary	Tehama	Antelope Elementary	57/71472-00-003	04/16/25	\$ 333,647	\$ 222,431
Antelope Elementary	Tehama	Berrendos Middle	57/71472-00-004	04/16/25	\$ 300,928	\$ 200,619
East Whittier City Elementary	Los Angeles	Hillview Middle	57/64485-00-015	04/18/25	\$ 1,555,090	\$ -
Ontario-Montclair	San Bernardino	Vina Danks Middle	57/67819-00-042	04/21/25	\$ 1,888,111	\$ -
East Whittier City Elementary	Los Angeles	Orchard Dale Elementary	57/64485-00-016	04/22/25	\$ 2,383,997	\$ -
East Whittier City Elementary	Los Angeles	Evergreen Elementary	57/64485-00-017	04/22/25	\$ 1,674,729	\$ -
Happy Camp Union Elementary	Siskiyou	Happy Camp Union Elementary	57/70334-00-001	04/23/25	\$ 1,443,942	\$ 962,628
Hanford Elementary	Kings	Woodrow Wilson Junior High	57/63917-00-013	04/24/25	\$ 3,215,004	\$ -
Black Oak Mine Unified	El Dorado	Golden Sierra High	57/73783-00-011	04/24/25	\$ 50,484	\$ -
Chico Unified	Butte	Little Chico Creek Elementary	57/61424-00-013	04/28/25	\$ 3,059,172	\$ -
Elk Grove Unified	Sacramento	Florence Markofer Elementary	57/67314-00-052	04/28/25	\$ 4,787,244	\$ -
Santa Paula Unified	Ventura	Barbara Webster Elementary	57/76828-00-008	04/29/25	\$ 3,221,609	\$ -
Union Hill Elementary	Nevada	Union Hill Elementary	57/66407-00-002	04/30/25	\$ 548,329	\$ 365,553
Rio Bravo-Greeley Union Elementary	Kern	Rio Bravo Elementary	57/73544-00-004	04/30/25	\$ 807,894	\$ 538,596
Rio Bravo-Greeley Union Elementary	Kern	Rio Bravo-Greeley Elementary	57/73544-00-005****	04/30/25	\$ 2,051,914	\$ -
Tulelake Basin Joint Unified	Modoc	Tulelake Basin Elementary	57/73593-00-002	05/01/25	\$ 408,585	\$ 272,390
Tulelake Basin Joint Unified	Modoc	Tulelake High	57/73593-00-003	05/01/25	\$ 372,618	\$ 248,412
Elk Grove Unified	Sacramento	James A. McKee Elementary	57/67314-00-053	05/02/25	\$ 3,773,322	\$ -

SFP APPLICATIONS  
Modernization Applications Received Past Existing Authority - as of April 30, 2026

District	County	Site Name	Application Number	50-04 Date Received*	Estimated State Grant (a)	Estimated Financial Hardship (b)
Lakeside Union	Kern	Donald E. Suburu Elementary	57/63552-00-003	05/06/25	\$ 1,095,481	\$ 730,321
Lakeside Union	Kern	Lakeside Elementary	57/63552-00-004	05/06/25	\$ 1,538,768	\$ 1,025,845
Lancaster Elementary	Los Angeles	Sunnydale Elementary	57/64667-00-009	05/07/25	\$ 677,060	\$ -
Sunol Glen Unified	Alameda	Sunol Glen Elementary	57/75119-00-002	05/12/25	\$ 999,212	\$ -
Etiwanda Elementary	San Bernardino	Etiwanda Intermediate	57/67702-00-007	05/13/25	\$ 7,350,090	\$ -
Meadows Union	Imperial	Meadows Elementary	57/63198-00-002	05/15/25	\$ 467,464	\$ 311,643
Claremont Unified	Los Angeles	Mountain View Elementary	57/64394-00-016	05/15/25	\$ 72,134	\$ -
Vallejo City Unified	Solano	Vallejo High	57/70581-00-034	05/16/25	\$ 1,862,763	\$ -
Surprise Valley Joint Unified	Modoc	Surprise Valley Elementary	57/65896-00-003	05/22/25	\$ 207,231	\$ 138,154
Colton Joint Unified	San Bernardino	Bloomington High	57/67686-00-030	05/28/25	\$ 6,314,475	\$ -
Salinas Union High	Monterey	Salinas High	57/66159-00-005	05/29/25	\$ 29,122,697	\$ -
Capistrano Unified	Orange	Capistrano Valley High	57/66464-00-030	05/29/25	\$ 11,140,931	\$ -
Palermo Union Elementary	Butte	Helen M. Wilcox Elementary	57/61523-00-004	06/05/25	\$ 557,251	\$ 371,501
Palermo Union Elementary	Butte	Palermo Middle	57/61523-00-005	06/05/25	\$ 538,913	\$ 359,275
Konocti Unified	Lake	Lower Lake High	57/64022-00-021	06/06/25	\$ 1,641,418	\$ -
Konocti Unified	Lake	Burns Valley Elementary	57/64022-00-022	06/06/25	\$ 851,736	\$ -
San Bernardino City Unified	San Bernardino	San Andreas High	57/67876-00-131	06/09/25	\$ 6,338,337	\$ -
Stanislaus Union Elementary	Stanislaus	Stanislaus Elementary	57/71282-00-002	06/09/25	\$ 3,282,634	\$ -
Allensworth Elementary	Tulare	Allensworth Elementary	57/71795-00-002	06/10/25	\$ 102,777	\$ 68,518
Buttonwillow Union Elementary	Kern	Buttonwillow Elementary	57/63370-00-002	06/12/25	\$ 606,833	\$ 404,555
Colfax Elementary	Placer	Colfax Elementary	57/66795-00-001	06/19/25	\$ 331,546	\$ 221,031
Summerville Elementary	Tuolumne	Summerville Elementary	57/72405-00-004	06/23/25	\$ 120,420	\$ 80,280
Cotati-Rohnert Park Unified	Sonoma	Technology Middle	57/73882-00-014	06/26/25	\$ 2,973,685	\$ -
Union Hill Elementary	Nevada	Union Hill Elementary	57/66407-00-003	06/27/25	\$ 100,466	\$ 66,977
Twin Rivers Unified	Sacramento	Oakdale Elementary	57/76505-00-070	06/27/25	\$ 677,837	\$ -
Twin Rivers Unified	Sacramento	Del Paso Heights Elementary	57/76505-00-072	06/27/25	\$ 1,222,169	\$ -
Inglewood Unified	Los Angeles	Hudnall (Claude) Elementary	57/64634-00-008	06/30/25	\$ 2,901,159	\$ -
Inglewood Unified	Los Angeles	Highland Elementary	57/64634-00-009	06/30/25	\$ 1,548,704	\$ -
Scotts Valley Unified	Santa Cruz	Scotts Valley Middle	57/75432-00-003	07/01/25	\$ 959,711	\$ -
Scotts Valley Unified	Santa Cruz	Scotts Valley High	57/75432-00-004	07/01/25	\$ 5,343,047	\$ -
Ventura Unified	Ventura	Portola Elementary	57/72652-00-030	07/02/25	\$ 2,116,399	\$ -
Hamilton Unified	Glenn	Hamilton Elementary	57/76562-00-006	07/03/25	\$ 605,284	\$ -
El Rancho Unified	Los Angeles	El Rancho High	57/64527-00-028	07/07/25	\$ 37,752,443	\$ -
El Rancho Unified	Los Angeles	Durfee Elementary	57/64527-00-029	07/07/25	\$ 2,878,740	\$ -
El Rancho Unified	Los Angeles	South Ranchito Dual Language Academy	57/64527-00-030	07/07/25	\$ 2,808,096	\$ -
El Rancho Unified	Los Angeles	Rivera Elementary	57/64527-00-031	07/07/25	\$ 3,867,755	\$ -
El Rancho Unified	Los Angeles	North Ranchito Elementary	57/64527-00-032	07/07/25	\$ 2,304,758	\$ -
El Rancho Unified	Los Angeles	Magee Academy of Arts & Sciences	57/64527-00-033	07/07/25	\$ 2,446,046	\$ -
Portola Valley Elementary	San Mateo	Ormondale Elementary	57/68981-00-003	07/07/25	\$ 2,686,361	\$ -
Portola Valley Elementary	San Mateo	Corte Madera	57/68981-00-004	07/07/25	\$ 2,812,982	\$ -
Fruitvale Elementary	Kern	Columbia Elementary	57/63479-00-006	07/08/25	\$ 2,651,213	\$ -
Napa Valley Unified	Napa	Donaldson Way Elementary	57/66266-00-045	07/08/25	\$ 3,608,971	\$ -
Antelope Elementary	Tehama	Antelope Elementary	57/71472-00-005	07/08/25	\$ 181,020	\$ 120,680
Vallejo City Unified	Solano	Federal Terrace Elementary	57/70581-00-035	07/09/25	\$ 5,207,792	\$ -

SFP APPLICATIONS  
Modernization Applications Received Past Existing Authority - as of April 30, 2026

District	County	Site Name	Application Number	50-04 Date Received*	Estimated State Grant (a)	Estimated Financial Hardship (b)
Vallejo City Unified	Solano	Lincoln Elementary	57/70581-00-036	07/09/25	\$ 1,704,285	\$ -
Ventura Unified	Ventura	Lincoln Elementary	57/72652-00-031	07/09/25	\$ 696,341	\$ -
Ventura Unified	Ventura	Citrus Glen Elementary	57/72652-00-032	07/10/25	\$ 2,350,924	\$ -
Claremont Unified	Los Angeles	Sumner Elementary	57/64394-00-017	07/11/25	\$ 364,750	\$ -
South Bay Union	San Diego	Emory Elementary	57/68395-00-012	07/11/25	\$ 7,724,382	\$ -
San Luis Coastal Unified	San Luis Obispo	Los Ranchos Elementary	57/68809-00-036	07/11/25	\$ 4,182,562	\$ -
San Luis Coastal Unified	San Luis Obispo	Bishop's Peak Elementary	57/68809-00-037	07/11/25	\$ 2,745,780	\$ -
Santa Rosa High	Sonoma	Rincon Valley Middle	57/70920-00-018	07/11/25	\$ 9,265,298	\$ -
Alvina Elementary	Fresno	Alvina Elementary Charter	57/61994-00-001	07/14/25	\$ 2,112,832	\$ -
El Nido Elementary	Merced	El Nido Elementary	57/65680-00-002	07/14/25	\$ 167,996	\$ 111,997
Salinas Union High	Monterey	North Salinas High	57/66159-00-006	07/15/25	\$ 27,742,899	\$ -
Covina-Valley Unified	Los Angeles	Covina High	57/64436-00-013	07/16/25	\$ 17,978,722	\$ -
El Rancho Unified	Los Angeles	Valencia Academy of the Arts	57/64527-00-034	07/16/25	\$ 3,125,993	\$ -
El Rancho Unified	Los Angeles	Rio Vista Elementary	57/64527-00-035	07/16/25	\$ 2,357,741	\$ -
El Rancho Unified	Los Angeles	STEAM Academy @ Burke	57/64527-00-036	07/16/25	\$ 1,859,063	\$ -
Solvang Elementary	Santa Barbara	Solvang Elementary	57/69336-00-004	07/16/25	\$ 220,702	\$ -
Ventura Unified	Ventura	Mound Elementary	57/72652-00-033	07/17/25	\$ 1,336,456	\$ -
Arcadia Unified	Los Angeles	Baldwin Stocker Elementary	57/64261-00-012	07/18/25	\$ 832,551	\$ -
Arcadia Unified	Los Angeles	Longley Way Elementary	57/64261-00-013	07/18/25	\$ 637,397	\$ -
Arcadia Unified	Los Angeles	Holly Avenue Elementary	57/64261-00-014	07/18/25	\$ 602,536	\$ -
Arcadia Unified	Los Angeles	Hugo Reid Primary	57/64261-00-015	07/18/25	\$ 89,904	\$ -
Dublin Unified	Alameda	Frederiksen Elementary	57/75093-00-020	07/18/25	\$ 3,846,612	\$ -
Scotts Valley Unified	Santa Cruz	Brook Knoll Elementary	57/75432-00-005	07/18/25	\$ 2,479,104	\$ -
Scotts Valley Unified	Santa Cruz	Vine Hill Elementary	57/75432-00-006	07/18/25	\$ 3,519,650	\$ -
Oakland Unified	Alameda	Glenview Elementary	57/61259-00-073	07/21/25	\$ 3,983,667	\$ -
Bakersfield City	Kern	Horace Mann Elementary	57/63321-00-020	07/21/25	\$ 6,219,673	\$ -
Kern High	Kern	Highland High	57/63529-00-014	07/21/25	\$ 7,927,676	\$ -
Walnut Creek Elementary	Contra Costa	Parkmead Elementary	57/61812-00-010	07/22/25	\$ 3,178,976	\$ -
Walnut Creek Elementary	Contra Costa	Buena Vista Elementary	57/61812-00-011	07/22/25	\$ 4,254,958	\$ -
Bakersfield City	Kern	Mt. Vernon Elementary	57/63321-00-021	07/22/25	\$ 5,449,367	\$ -
Bakersfield City	Kern	Wayside Elementary	57/63321-00-022	07/22/25	\$ 5,141,505	\$ -
Bakersfield City	Kern	Pioneer Drive Elementary	57/63321-00-023	07/22/25	\$ 5,162,744	\$ -
Bakersfield City	Kern	Washington Middle	57/63321-00-024	07/22/25	\$ 5,163,696	\$ -
Bakersfield City	Kern	Munsey Elementary	57/63321-00-025	07/22/25	\$ 4,072,398	\$ -
Bakersfield City	Kern	Roosevelt Elementary	57/63321-00-026	07/22/25	\$ 4,273,405	\$ -
Arcadia Unified	Los Angeles	Richard Henry Dana Middle	57/64261-00-016	07/22/25	\$ 533,708	\$ -
Luther Burbank	Santa Clara	Luther Burbank Elementary	57/69542-00-002	07/22/25	\$ 845,463	\$ -
Kern High	Kern	Shafter High	57/63529-00-015	07/23/25	\$ 4,772,831	\$ -
San Luis Coastal Unified	San Luis Obispo	C L Smith Elementary	57/68809-00-038	07/23/25	\$ 2,756,760	\$ -
Grant Elementary	Shasta	Grant Elementary	57/70003-00-003	07/23/25	\$ 979,473	\$ -
Bakersfield City	Kern	Fremont Elementary	57/63321-00-027	07/24/25	\$ 6,411,020	\$ -
Twin Rivers Unified	Sacramento	Creative Connections Arts Academy	57/76505-00-073	07/24/25	\$ 322,373	\$ -
Beverly Hills Unified	Los Angeles	Horace Mann Elementary	57/64311-00-011	07/25/25	\$ 3,544,111	\$ -
Twin Rivers Unified	Sacramento	Madison Elementary	57/76505-00-074	07/25/25	\$ 711,761	\$ -

SFP APPLICATIONS  
Modernization Applications Received Past Existing Authority - as of April 30, 2026

District	County	Site Name	Application Number	50-04 Date Received*	Estimated State Grant (a)	Estimated Financial Hardship (b)
El Centro Elementary	Imperial	Harding Elementary	57/63123-00-016	07/28/25	\$ 1,455,068	\$ -
El Centro Elementary	Imperial	Wilson Jr. High	57/63123-00-017	07/28/25	\$ 1,399,610	\$ -
San Luis Coastal Unified	San Luis Obispo	Sinsheimer Elementary	57/68809-00-034	07/28/25	\$ 3,622,173	\$ -
San Luis Coastal Unified	San Luis Obispo	Hawthorne Elementary	57/68809-00-039	07/28/25	\$ 3,578,414	\$ -
San Luis Coastal Unified	San Luis Obispo	Del Mar Elementary	57/68809-00-040	07/28/25	\$ 1,920,339	\$ -
Palm Springs Unified	Riverside	Cathedral City High	57/67173-00-020	07/29/25	\$ 15,189,692	\$ -
San Luis Coastal Unified	San Luis Obispo	Los Osos Middle	57/68809-00-041	07/29/25	\$ 3,907,228	\$ -
Santa Rosa Elementary	Sonoma	Helen M. Lehman Elementary	57/70912-00-014	07/29/25	\$ 2,808,698	\$ -
Moorpark Unified	Ventura	Flory Academy of Sciences and Technology	57/73940-00-002	07/29/25	\$ 1,553,755	\$ -
San Lorenzo Valley Unified	Santa Cruz	Boulder Creek Elementary	57/69807-00-006	07/31/25	\$ 884,366	\$ -
Grant Elementary	Shasta	Grant Elementary	57/70003-00-004	07/31/25	\$ 105,897	\$ 70,598
Pleasant Valley Joint Union Elementary	San Luis Obispo	Pleasant Valley Elementary	57/68791-00-001	08/01/25	\$ 53,401	\$ 35,601
Heber Elementary	Imperial	Heber Elementary	57/63131-00-003	08/04/25	\$ 2,508,614	\$ -
Nuestro Elementary	Sutter	Nuestro Elementary	57/71423-00-002	08/06/25	\$ 206,975	\$ 137,983
Westside Elementary	Fresno	Westside Elementary	57/62547-00-002	08/07/25	\$ 200,715	\$ 133,810
Clear Creek Elementary	Nevada	Clear Creek Elementary	57/66324-00-003	08/08/25	\$ 64,887	\$ 43,258
Little Lake City Elementary	Los Angeles	Jersey Avenue Elementary	57/64717-00-019	08/12/25	\$ 1,532,580	\$ -
Santa Rosa High	Sonoma	Santa Rosa High	57/70920-00-019	08/12/25	\$ 6,968,667	\$ -
Twin Rivers Unified	Sacramento	Dry Creek Elementary	57/76505-00-075	08/12/25	\$ 828,035	\$ -
Susanville Elementary	Lassen	McKinley Elementary	57/64196-00-002	08/13/25	\$ 501,425	\$ 334,283
Saint Helena Unified	Napa	Saint Helena Primary	57/66290-00-009	08/13/25	\$ 837,489	\$ -
Twin Rivers Unified	Sacramento	Smythe Academy of Arts and Sciences	57/76505-00-076	08/13/25	\$ 1,035,377	\$ -
San Lorenzo Valley Unified	Santa Cruz	San Lorenzo Valley Elementary	57/69807-00-007	08/14/25	\$ 1,145,356	\$ -
Ventura Unified	Ventura	Will Rogers Elementary	57/72652-00-034	08/14/25	\$ 1,218,669	\$ -
Davis Joint Unified	Yolo	Robert E. Willett Elementary	57/72678-00-020	08/14/25	\$ 5,621,661	\$ -
Lake Elementary	Glenn	Lake Elementary	57/62596-00-003	08/15/25	\$ 58,400	\$ 38,933
Big Valley Joint Unified	Lassen	Big Valley Jr. Sr. High	57/64089-00-008	08/18/25	\$ 269,840	\$ 179,893
Richmond Elementary	Lassen	Richmond Elementary	57/64170-00-004	08/18/25	\$ 120,170	\$ 80,113
Rio Dell Elementary	Humboldt	Monument Middle	57/63008-00-002	08/20/25	\$ 130,330	\$ 86,887
Rio Dell Elementary	Humboldt	Eagle Prairie Elementary	57/63008-00-003	08/20/25	\$ 295,879	\$ 197,253
Junction Elementary	Shasta	Junction Elementary	57/70045-00-002	08/20/25	\$ 391,731	\$ 261,154
Ventura Unified	Ventura	De Anza Academy of Technology and the Arts	57/72652-00-035	08/20/25	\$ 4,002,112	\$ -
Newport-Mesa Unified	Orange	Eastbluff Elementary	57/66597-00-059	08/21/25	\$ 2,317,399	\$ -
Roseland	Sonoma	Sheppard Elementary	57/70904-00-004	08/21/25	\$ 2,521,853	\$ -
Black Oak Mine Unified	El Dorado	Northside Elementary	57/73783-00-012	08/21/25	\$ 997,959	\$ -
Mountain Empire Unified	San Diego	Mountain Empire Junior High	57/68213-00-006	08/22/25	\$ 2,170,034	\$ 1,446,689
Gratton Elementary	Stanislaus	Gratton Elementary	57/71084-00-003	08/22/25	\$ 193,431	\$ 128,954
Waterford Unified	Stanislaus	Waterford High	57/75572-00-008	08/25/25	\$ 5,220,514	\$ 3,480,343
Ventura Unified	Ventura	Cabrillo Middle	57/72652-00-036	08/27/25	\$ 2,245,610	\$ -
Calexico Unified	Imperial	Blanche Charles Elementary	57/63099-00-006	08/28/25	\$ 2,714,911	\$ -
Roberts Ferry Union Elementary	Stanislaus	Roberts Ferry Union Elementary	57/71233-00-002	08/28/25	\$ 1,413,775	\$ 942,517
Wasco Union High	Kern	Wasco Independence High	57/63859-00-003	08/29/25	\$ 1,078,081	\$ -
Oak Park Unified	Ventura	Red Oak Elementary	57/73874-00-007	09/03/25	\$ 2,942,658	\$ -
Oak Park Unified	Ventura	Oak Park High	57/73874-00-008	09/03/25	\$ 1,827,384	\$ -

SFP APPLICATIONS  
Modernization Applications Received Past Existing Authority - as of April 30, 2026

District	County	Site Name	Application Number	50-04 Date Received*	Estimated State Grant (a)	Estimated Financial Hardship (b)
Oak Park Unified	Ventura	Oak View High	57/73874-00-009	09/03/25	\$ 411,827	\$ -
Cotati-Rohnert Park Unified	Sonoma	Lawrence E. Jones Middle	57/73882-00-015	09/03/25	\$ 1,147,822	\$ -
Ontario-Montclair	San Bernardino	Moreno Elementary	57/67819-00-043	09/05/25	\$ 2,242,944	\$ -
Union Elementary	Santa Clara	Guadalupe Elementary	57/69708-00-021	09/05/25	\$ 633,570	\$ -
Chico Unified	Butte	Emma Wilson Elementary	57/61424-00-014	09/09/25	\$ 2,525,942	\$ -
El Segundo Unified	Los Angeles	El Segundo Middle	57/64535-00-011	09/09/25	\$ 1,512,624	\$ -
El Segundo Unified	Los Angeles	Arena High (Continuation)	57/64535-00-012	09/09/25	\$ 555,259	\$ -
Le Grand Union High	Merced	Le Grand High	57/65730-00-002	09/09/25	\$ 2,334,201	\$ -
Twin Rivers Unified	Sacramento	Warren A. Allison Elementary	57/76505-00-077	09/09/25	\$ 458,704	\$ -
Twin Rivers Unified	Sacramento	Sierra View Elementary	57/76505-00-078	09/09/25	\$ 937,232	\$ -
Mark West Union Elementary	Sonoma	John B. Riebli Elementary	57/70805-00-003	09/10/25	\$ 1,014,890	\$ -
Pittsburg Unified	Contra Costa	Los Medanos Elementary	57/61788-00-017	09/11/25	\$ 4,365,364	\$ -
Gravenstein Union Elementary	Sonoma	Gravenstein Elementary	57/70714-00-005	09/11/25	\$ 713,266	\$ -
Oak Park Unified	Ventura	Medea Creek Middle	57/73874-00-010	09/13/25	\$ 2,335,108	\$ -
Cotati-Rohnert Park Unified	Sonoma	Thomas Page Academy	57/73882-00-016	09/15/25	\$ 1,960,369	\$ -
Cotati-Rohnert Park Unified	Sonoma	Richard Crane Elementary	57/73882-00-017	09/15/25	\$ 1,756,619	\$ -
Cotati-Rohnert Park Unified	Sonoma	Evergreen Elementary	57/73882-00-018	09/15/25	\$ 4,276,674	\$ -
Cotati-Rohnert Park Unified	Sonoma	Rancho Cotate High	57/73882-00-019	09/15/25	\$ 3,185,353	\$ -
Napa Valley Unified	Napa	Silverado Middle	57/66266-00-046	09/16/25	\$ 10,448,318	\$ -
Elk Grove Unified	Sacramento	Maeola E. Beitzel Elementary	57/67314-00-054	09/16/25	\$ 3,890,603	\$ -
Calexico Unified	Imperial	Mains Elementary	57/63099-00-007	09/17/25	\$ 2,796,267	\$ -
Calexico Unified	Imperial	Jefferson Elementary	57/63099-00-008	09/17/25	\$ 2,331,373	\$ -
Fresno Unified	Fresno	Powers-Ginsburg Elementary	57/62166-00-162	09/18/25	\$ 2,036,893	\$ -
Newport-Mesa Unified	Orange	Paularino Elementary	57/66597-00-060	09/18/25	\$ 739,827	\$ -
West Side Union Elementary	Sonoma	West Side Elementary	57/71001-00-001	09/18/25	\$ 135,765	\$ 90,510
Ventura Unified	Ventura	Junipero Serra Elementary	57/72652-00-037	09/18/25	\$ 1,655,887	\$ -
Davis Joint Unified	Yolo	North Davis Elementary	57/72678-00-021	09/18/25	\$ 4,976,645	\$ -
Oak Grove Union Elementary	Sonoma	Oak Grove Elementary/Willowside Middle	57/70839-00-003	09/19/25	\$ 1,065,088	\$ -
Modesto City Elementary	Stanislaus	Roosevelt Junior High	57/71167-00-011	09/19/25	\$ 1,659,370	\$ -
Woodville Union Elementary	Tulare	Woodville Elementary	57/72298-00-003	09/19/25	\$ 114,345	\$ 76,230
Las Virgenes Unified	Los Angeles	Willow Elementary	57/64683-00-014	09/22/25	\$ 839,330	\$ -
Las Virgenes Unified	Los Angeles	Agoura High	57/64683-00-015	09/22/25	\$ 4,363,276	\$ -
Las Virgenes Unified	Los Angeles	Arthur E. Wright Middle	57/64683-00-016	09/22/25	\$ 4,363,276	\$ -
Lucia Mar Unified	San Luis Obispo	Grover Heights Elementary	57/68759-00-028	09/22/25	\$ 1,442,480	\$ -
Lucia Mar Unified	San Luis Obispo	Branch Elementary	57/68759-00-029	09/22/25	\$ 1,002,884	\$ -
Lucia Mar Unified	San Luis Obispo	Shell Beach Elementary	57/68759-00-030	09/22/25	\$ 1,290,562	\$ -
Lucia Mar Unified	San Luis Obispo	Paulding Middle	57/68759-00-031	09/22/25	\$ 2,632,805	\$ -
San Mateo Union High	San Mateo	Burlingame High	57/69047-00-014	09/22/25	\$ 15,929,622	\$ -
Sanger Unified	Fresno	Washington Academic Middle	57/62414-00-030	09/23/25	\$ 3,245,124	\$ -
Calexico Unified	Imperial	William Moreno Junior High	57/63099-00-009	09/23/25	\$ 5,506,337	\$ -
Galt Joint Union Elementary	Sacramento	Valley Oaks Elementary	57/67348-00-006	09/25/25	\$ 400,015	\$ -
Lancaster Elementary	Los Angeles	Nancy Cory Elementary	57/64667-00-010	09/26/25	\$ 4,487,714	\$ -
Willow Creek Elementary	Siskiyou	Willow Creek Elementary	57/70490-00-001	09/29/25	\$ 40,241	\$ 26,827
Sutter Union High	Sutter	Sutter High	57/71449-00-004	09/30/25	\$ 101,525	\$ 67,683

SFP APPLICATIONS  
Modernization Applications Received Past Existing Authority - as of April 30, 2026

District	County	Site Name	Application Number	50-04 Date Received*	Estimated State Grant (a)	Estimated Financial Hardship (b)
Bella Vista Elementary	Shasta	Bella Vista Elementary	57/69872-00-002	10/02/25	\$ 144,588	\$ 96,392
Kit Carson Union Elementary	Kings	Kit Carson Elementary	57/63958-00-002	10/03/25	\$ 213,575	\$ 142,383
Ontario-Montclair	San Bernardino	Central Language Academy	57/67819-00-044	10/03/25	\$ 1,484,572	\$ -
Calexico Unified	Imperial	Kennedy Gardens Elementary	57/63099-00-010	10/06/25	\$ 3,183,394	\$ -
Napa Valley Unified	Napa	Bel Aire Park Elementary	57/66266-00-047	10/07/25	\$ 1,008,239	\$ -
Napa Valley Unified	Napa	Napa High	57/66266-00-048	10/07/25	\$ 3,061,845	\$ -
Napa Valley Unified	Napa	Alta Heights Elementary	57/66266-00-049	10/07/25	\$ 1,411,534	\$ -
Napa Valley Unified	Napa	American Canyon Middle	57/66266-00-050	10/08/25	\$ 1,681,289	\$ -
Sacramento City Unified	Sacramento	Oak Ridge Elementary	57/67439-00-080	10/08/25	\$ 5,469,412	\$ -
Jamestown Elementary	Tuolumne	Jamestown Elementary	57/72363-00-001	10/09/25	\$ 472,517	\$ 315,011
Orange Unified	Orange	Serrano Elementary	57/66621-00-059	10/14/25	\$ 1,005,960	\$ -
Jefferson Union High	San Mateo	Westmoor High	57/68924-00-013	10/14/25	\$ 20,634,848	\$ -
Brittan Elementary	Sutter	Brittan Elementary	57/71357-00-004	10/15/25	\$ 425,397	\$ 283,598
Hacienda la Puente Unified	Los Angeles	Cedarlane Middle	57/73445-00-037	10/15/25	\$ 5,494,319	\$ -
Hacienda la Puente Unified	Los Angeles	Mesa Robles Elementary	57/73445-00-038	10/15/25	\$ 3,117,274	\$ -
Hacienda la Puente Unified	Los Angeles	Baldwin Academy	57/73445-00-039	10/15/25	\$ 2,548,702	\$ -
Hacienda la Puente Unified	Los Angeles	Los Molinos Elementary	57/73445-00-040	10/15/25	\$ 2,460,393	\$ -
Covina-Valley Unified	Los Angeles	Cypress Elementary	57/64436-00-014	10/17/25	\$ 3,787,303	\$ -
Covina-Valley Unified	Los Angeles	Rowland Avenue Elementary	57/64436-00-015	10/17/25	\$ 4,050,877	\$ -
Covina-Valley Unified	Los Angeles	Grovecenter Elementary	57/64436-00-016	10/17/25	\$ 3,816,768	\$ -
Covina-Valley Unified	Los Angeles	Workman Avenue Elementary	57/64436-00-017	10/17/25	\$ 3,709,031	\$ -
Wasco Union High	Kern	Wasco High	57/63859-00-004	10/22/25	\$ 4,060,145	\$ -
Ventura Unified	Ventura	Elmhurst Elementary	57/72652-00-038	10/22/25	\$ 2,790,747	\$ -
San Luis Coastal Unified	San Luis Obispo	Pacheco Elementary	57/68809-00-042	10/28/25	\$ 4,566,582	\$ -
Vallejo City Unified	Solano	Jesse M. Bethel High	57/70581-00-037	10/28/25	\$ 11,373,063	\$ -
Ontario-Montclair	San Bernardino	Edison Elementary	57/67819-00-045	10/29/25	\$ 2,481,243	\$ -
Ontario-Montclair	San Bernardino	Lehigh Elementary	57/67819-00-046	10/29/25	\$ 934,913	\$ -
San Mateo Union High	San Mateo	Mills High	57/69047-00-015	10/29/25	\$ 13,389,584	\$ -
Ventura Unified	Ventura	Sunset Elementary	57/72652-00-039	10/29/25	\$ 1,073,485	\$ -
San Mateo Union High	San Mateo	Capuchino High	57/69047-00-016	10/30/25	\$ 6,354,544	\$ -
San Mateo Union High	San Mateo	Aragon High	57/69047-00-017	10/30/25	\$ 13,219,396	\$ -
San Mateo Union High	San Mateo	Hillsdale High	57/69047-00-018	10/30/25	\$ 5,273,178	\$ -
Red Bluff Union Elementary	Tehama	Bidwell Elementary	57/71621-00-009	10/30/25	\$ 2,569,724	\$ -
Delhi Unified	Merced	El Capitan Elementary	57/75366-00-003	10/30/25	\$ 1,508,308	\$ -
San Mateo Union High	San Mateo	San Mateo High	57/69047-00-019	10/31/25	\$ 12,429,634	\$ -
West Sonoma County Union High	Sonoma	Analy High	57/70607-00-006	10/31/25	\$ 14,064,561	\$ -
Delhi Unified	Merced	Schendel Elementary	57/75366-00-004	10/31/25	\$ 2,849,882	\$ -
Big Springs Union Elementary	Siskiyou	Big Springs Elementary	57/70185-00-004	11/04/25	\$ 67,883	\$ 45,255
Los Angeles Unified	Los Angeles	Commonwealth Avenue Elementary	57/64733-00-848	11/05/25	\$ 1,971,544	\$ -
Calexico Unified	Imperial	Rockwood Elementary	57/63099-00-011	11/07/25	\$ 3,084,887	\$ -
Roseland	Sonoma	Roseland Elementary	57/70904-00-005	11/07/25	\$ 4,923,312	\$ -
Newport-Mesa Unified	Orange	Adams Elementary	57/66597-00-061	11/10/25	\$ 1,323,834	\$ -
Ventura Unified	Ventura	Academy of Technology & Leadership at Saticoy	57/72652-00-040	11/10/25	\$ 2,887,164	\$ -
Ventura Unified	Ventura	Mound Elementary	57/72652-00-041	11/12/25	\$ 1,867,409	\$ -

SFP APPLICATIONS  
Modernization Applications Received Past Existing Authority - as of April 30, 2026

District	County	Site Name	Application Number	50-04 Date Received*	Estimated State Grant (a)	Estimated Financial Hardship (b)
Ventura Unified	Ventura	Anacapa Middle	57/72652-00-042	11/12/25	\$ 2,112,564	\$ -
Grass Valley Elementary	Nevada	Grass Valley Charter	57/66332-00-005	11/13/25	\$ 289,822	\$ -
Whittier City	Los Angeles	Wallen L. Andrews Elementary	57/65110-00-028	11/14/25	\$ 615,066	\$ -
Newport-Mesa Unified	Orange	Everett A. Rea Elementary	57/66597-00-062	11/14/25	\$ 1,906,025	\$ -
Newport-Mesa Unified	Orange	California Elementary	57/66597-00-063	11/14/25	\$ 1,237,004	\$ -
Happy Valley Union Elementary	Shasta	Happy Valley Primary	57/70011-00-004	11/14/25	\$ 47,065	\$ 31,377
Happy Valley Union Elementary	Shasta	Happy Valley Elementary	57/70011-00-005	11/14/25	\$ 105,109	\$ 70,073
Susanville Elementary	Lassen	Meadow View Elementary	57/64196-00-003	11/18/25	\$ 287,822	\$ 191,881
Newport-Mesa Unified	Orange	Victoria Elementary	57/66597-00-064	11/18/25	\$ 1,936,298	\$ -
Brawley Union High	Imperial	Brawley Union High	57/63081-00-002	11/19/25	\$ 4,824,177	\$ -
Calexico Unified	Imperial	Dool Elementary	57/63099-00-012	11/21/25	\$ 1,479,175	\$ -
Magnolia Union Elementary	Imperial	Magnolia Union Elementary	57/63172-00-002	11/21/25	\$ 3,259	\$ 2,172
Napa Valley Unified	Napa	Vichy Elementary	57/66266-00-051	11/21/25	\$ 1,228,219	\$ -
Claremont Unified	Los Angeles	Sycamore Elementary	57/64394-00-018	11/24/25	\$ 229,467	\$ -
Napa Valley Unified	Napa	Redwood Middle	57/66266-00-052	11/24/25	\$ 3,438,170	\$ -
Claremont Unified	Los Angeles	Vista del Valle Elementary	57/64394-00-019	11/25/25	\$ 119,195	\$ -
Los Angeles Unified	Los Angeles	Birdielee V. Bright Elementary	57/64733-00-850	11/25/25	\$ 3,697,321	\$ -
Westwood Unified	Lassen	Fletcher Walker Elementary	57/64204-00-002	12/02/25	\$ 121,973	\$ 81,315
Mark Twain Union Elementary	Calaveras	Copperopolis Elementary	57/61572-00-003	12/04/25	\$ 2,380,683	\$ -
Mark Twain Union Elementary	Calaveras	Mark Twain Elementary	57/61572-00-004	12/04/25	\$ 2,489,295	\$ -
Westminster	Orange	Fryberger Elementary	57/66746-00-020	12/04/25	\$ 5,008,659	\$ -
Westminster	Orange	Jessie Hayden Elementary	57/66746-00-021	12/04/25	\$ 5,786,157	\$ -
Westminster	Orange	Mearns Elementary	57/66746-00-022	12/04/25	\$ 5,406,031	\$ -
Pleasanton Unified	Alameda	Henry P. Mohr Elementary	57/75101-00-030	12/05/25	\$ 1,410,810	\$ -
Los Angeles Unified	Los Angeles	Fifty-Second Street Elementary	57/64733-14-007	12/08/25	\$ 1,564,274	\$ -
San Lorenzo Valley Unified	Santa Cruz	San Lorenzo Valley Middle	57/69807-00-008	12/08/25	\$ 1,610,335	\$ -
Orinda Union	Contra Costa	Sleepy Hollow Elementary	57/61770-00-006	12/09/25	\$ 472,382	\$ -
Orinda Union	Contra Costa	Wagner Ranch Elementary	57/61770-00-007	12/09/25	\$ 2,056,142	\$ -
Anaheim Elementary	Orange	Franklin (Benjamin) Elementary	57/66423-00-036	12/10/25	\$ 1,738,170	\$ -
San Lorenzo Valley Unified	Santa Cruz	SLVUSD Charter	57/69807-00-009	12/10/25	\$ 1,435,366	\$ -
Los Angeles Unified	Los Angeles	Manual Arts Senior High	57/64733-00-851	12/11/25	\$ 1,643,398	\$ -
Fresno Unified	Fresno	Susan B. Anthony Elementary	57/62166-00-163	12/12/25	\$ 913,608	\$ -
Fresno Unified	Fresno	Scandinavian Middle	57/62166-00-164	12/15/25	\$ 1,339,509	\$ -
Fresno Unified	Fresno	Sunnyside High	57/62166-00-165	12/15/25	\$ 2,481,741	\$ -
Anaheim Elementary	Orange	Barton (Clara) Elementary	57/66423-00-037	12/17/25	\$ 1,230,916	\$ -
Pleasanton Unified	Alameda	Valley View Elementary	57/75101-00-031	12/17/25	\$ 2,409,023	\$ -
Fresno Unified	Fresno	Ezekiel Balderas Elementary	57/62166-00-166	12/18/25	\$ 1,194,435	\$ -
Fresno Unified	Fresno	Elizabeth Terronez Middle	57/62166-00-167	12/18/25	\$ 1,305,348	\$ -
San Lorenzo Valley Unified	Santa Cruz	San Lorenzo Valley High	57/69807-00-010	12/19/25	\$ 2,036,621	\$ -
Culver City Unified	Los Angeles	Culver City Middle	57/64444-00-022	12/23/25	\$ 7,763,137	\$ -
Culver City Unified	Los Angeles	Culver City High	57/64444-00-023	12/29/25	\$ 16,128,922	\$ -
Culver City Unified	Los Angeles	El Rincon Elementary	57/64444-00-024	12/29/25	\$ 4,596,004	\$ -
Manteca Unified	San Joaquin	Joshua Cowell Elementary	57/68593-00-025	01/05/26	\$ 5,274,793	\$ -
Manteca Unified	San Joaquin	Brock Elliott Elementary	57/68593-00-026	01/05/26	\$ 5,919,459	\$ -

SFP APPLICATIONS  
Modernization Applications Received Past Existing Authority - as of April 30, 2026

District	County	Site Name	Application Number	50-04 Date Received*	Estimated State Grant (a)	Estimated Financial Hardship (b)
Hacienda la Puente Unified	Los Angeles	Sparks Middle	57/73445-00-041	01/05/26	\$ 2,063,135	\$ -
Hacienda la Puente Unified	Los Angeles	Grazide Elementary	57/73445-00-042	01/05/26	\$ 1,958,247	\$ -
Beaumont Unified	Riverside	Palm Innovation Academy	57/66993-00-002	01/06/26	\$ 3,013,179	\$ -
Campbell Union High	Santa Clara	Westmont High	57/69401-00-028	01/07/26	\$ 1,565,074	\$ -
Mountain View Elementary	Los Angeles	Willard F. Payne Elementary	57/64816-00-019	01/08/26	\$ 800,372	\$ -
Pomona Unified	Los Angeles	Westmont Elementary	57/64907-00-080	01/12/26	\$ 904,598	\$ -
Downey Unified	Los Angeles	John A Garcia Elementary	57/64451-00-044	01/21/26	\$ 1,935,529	\$ -
Sunnyvale	Santa Clara	Cherry Chase Elementary	57/69690-00-015	01/22/26	\$ 5,894,496	\$ -
Sunnyvale	Santa Clara	San Miguel Elementary	57/69690-00-016	01/22/26	\$ 2,189,962	\$ -
Union Elementary	Santa Clara	Lietz Elementary	57/69708-00-022	01/22/26	\$ 1,293,639	\$ -
Capistrano Unified	Orange	San Clemente High	57/66464-00-032	01/28/26	\$ 11,080,964	\$ -
Mill Valley Elementary	Marin	Edna Maguire Elementary	57/65391-00-012	02/03/26	\$ 3,442,716	\$ -
Mill Valley Elementary	Marin	Strawberry Point Elementary	57/65391-00-013	02/05/26	\$ 1,675,888	\$ -
Mill Valley Elementary	Marin	Tamalpais Valley Elementary	57/65391-00-014	02/05/26	\$ 1,944,299	\$ -
San Mateo Union High	San Mateo	Aragon High	57/69047-00-020	02/05/26	\$ 5,024,522	\$ -
San Mateo Union High	San Mateo	Capuchino High	57/69047-00-021	02/05/26	\$ 7,028,042	\$ -
Claremont Unified	Los Angeles	Claremont High	57/64394-00-020	02/06/26	\$ 3,707,324	\$ -
Pomona Unified	Los Angeles	Madison Elementary	57/64907-00-081	02/06/26	\$ 2,583,468	\$ -
Pomona Unified	Los Angeles	Kingsley Elementary	57/64907-00-082	02/06/26	\$ 2,769,761	\$ -
Whittier City	Los Angeles	Katherine Edwards Middle School STEAM & Dual	57/65110-00-029	02/06/26	\$ 1,919,166	\$ -
Modesto City High	Stanislaus	Fred C. Beyer High	57/71175-00-009	02/06/26	\$ 2,611,749	\$ -
Whittier City	Los Angeles	Walter F. Dexter Middle	57/65110-00-030	02/09/26	\$ 3,219,554	\$ -
Alisal Union	Monterey	Frank Paul Elementary	57/65961-00-009	02/09/26	\$ 748,530	\$ -
Buena Vista Elementary	Tulare	Buena Vista Elementary	57/71829-00-001	02/09/26	\$ 213,738	\$ 142,492
Grossmont Union High	San Diego	Steele Canyon High	57/68130-00-043	02/10/26	\$ 17,886,307	\$ -
Anderson Union High	Shasta	Anderson High	57/69856-00-005	02/10/26	\$ 137,770	\$ -
Modesto City High	Stanislaus	Fred C. Beyer High	57/71175-00-010	02/10/26	\$ 2,967,710	\$ -
Westminster	Orange	Anderson Elementary	57/66746-00-023	02/13/26	\$ 6,090,400	\$ -
Ventura Unified	Ventura	Buena High	57/72652-00-043	02/17/26	\$ 4,460,402	\$ -
Westwood Unified	Lassen	Westwood High	57/64204-00-004	02/18/26	\$ 359,048	\$ 239,365
Westminster	Orange	Finley Elementary	57/66746-00-024	02/19/26	\$ 5,499,548	\$ -
Jamul-Dulzura Union Elementary	San Diego	Oak Grove Middle	57/68155-00-004	02/19/26	\$ 903,315	\$ -
San Carlos Elementary	San Mateo	Heather Elementary	57/69021-00-012	02/19/26	\$ 361,714	\$ -
Fremont Union High	Santa Clara	Fremont High	57/69468-00-022	02/19/26	\$ 28,076,198	\$ -
Fremont Union High	Santa Clara	Monta Vista High	57/69468-00-023	02/19/26	\$ 31,521,568	\$ -
Manhattan Beach Unified	Los Angeles	Manhattan Beach Preschool	57/75333-00-014	02/19/26	\$ 5,974,448	\$ -
Shaffer Union Elementary	Lassen	Shaffer Elementary	57/64188-00-003	02/20/26	\$ 194,724	\$ 129,816
Patterson Joint Unified	Stanislaus	Patterson High	57/71217-00-016	02/20/26	\$ 2,327,775	\$ -
Barstow Unified	San Bernardino	Barstow Fine Arts Academy	57/67611-00-006	02/23/26	\$ 4,481,642	\$ -
Fremont Union High	Santa Clara	Cupertino High	57/69468-00-024	02/24/26	\$ 29,416,880	\$ -
Los Angeles Unified	Los Angeles	Chandler Elementary	57/64733-00-852	02/25/26	\$ 1,680,475	\$ -
Los Angeles Unified	Los Angeles	Humphreys Avenue Elementary	57/64733-00-853	02/25/26	\$ 1,174,520	\$ -
Modesto City High	Stanislaus	Fred C. Beyer High	57/71175-00-011	02/26/26	\$ 7,405,381	\$ -
Los Angeles Unified	Los Angeles	Mary McLeod Bethune Middle	57/64733-15-016	03/04/26	\$ 10,565,508	\$ -

SFP APPLICATIONS  
Modernization Applications Received Past Existing Authority - as of April 30, 2026

District	County	Site Name	Application Number	50-04 Date Received*	Estimated State Grant (a)	Estimated Financial Hardship (b)
Mountain View Elementary	Los Angeles	Twin Lakes Elementary	57/64816-00-020	03/05/26	\$ 2,535,659	\$ -
Gilroy Unified	Santa Clara	South Valley Middle	57/69484-00-010	03/05/26	\$ 2,375,717	\$ -
Sanger Unified	Fresno	John S. Wash Elementary	57/62414-00-031	03/09/26	\$ 1,273,783	\$ -
Wright Elementary	Sonoma	Robert L. Stevens Elementary	57/71035-00-004	03/10/26	\$ 3,781,498	\$ -
Lake Elsinore Unified	Riverside	Elsinore Elementary	57/75176-00-008	03/10/26	\$ 4,039,266	\$ -
Laguna Beach Unified	Orange	Laguna Beach High	57/66555-00-006	03/12/26	\$ 8,178,508	\$ -
Taft Union High	Kern	Taft Union High	57/63818-00-001	03/16/26	\$ 12,580,263	\$ -
Mountain View Elementary	Los Angeles	Maxson Elementary	57/64816-00-021	03/16/26	\$ 1,026,054	\$ -
Los Angeles Unified	Los Angeles	Mar Vista Elementary	57/64733-00-854	03/17/26	\$ 2,756,405	\$ -
Fremont Union High	Santa Clara	Lynbrook High	57/69468-00-025	03/18/26	\$ 24,287,026	\$ -
Arcadia Unified	Los Angeles	Highland Oaks Elementary	57/64261-00-017	03/20/26	\$ 641,786	\$ -
Newport-Mesa Unified	Orange	Killybrooke Elementary	57/66597-00-065	03/20/26	\$ 2,227,645	\$ -
East Whittier City Elementary	Los Angeles	Granada Middle	57/64485-00-018	03/23/26	\$ 1,592,431	\$ -
Los Angeles Unified	Los Angeles	Charles W. Barrett Elementary	57/64733-00-855	03/23/26	\$ 3,372,948	\$ -
Napa Valley Unified	Napa	Willow Elementary	57/66266-00-053	03/23/26	\$ 758,927	\$ -
Napa Valley Unified	Napa	Snow Elementary	57/66266-00-054	03/23/26	\$ 688,702	\$ -
Newport-Mesa Unified	Orange	Newport Harbor High	57/66597-00-066	03/23/26	\$ 3,615,494	\$ -
Jurupa Unified	Riverside	Jurupa Valley High	57/67090-00-019	03/23/26	\$ 1,718,720	\$ -
Woodland Joint Unified	Yolo	Woodland Senior High	57/72710-00-022	03/23/26	\$ 1,528,426	\$ -
Inglewood Unified	Los Angeles	Beulah Payne P-8 STEAM Academy	57/64634-00-010	03/24/26	\$ 3,822,910	\$ -
Alisal Union	Monterey	Fremont Elementary	57/65961-00-010	03/24/26	\$ 6,534,734	\$ -
Hughson Unified	Stanislaus	Hughson High	57/75549-00-006	03/24/26	\$ 997,616	\$ -
Napa Valley Unified	Napa	Shearer Elementary	57/66266-00-055	03/25/26	\$ 878,097	\$ -
Napa Valley Unified	Napa	McPherson Elementary	57/66266-00-056	03/25/26	\$ 1,142,507	\$ -
Hacienda la Puente Unified	Los Angeles	Grandview Elementary	57/73445-00-043	03/25/26	\$ 1,034,326	\$ -
Lompoc Unified	Santa Barbara	Lompoc High	57/69229-00-018	03/26/26	\$ 647,040	\$ -
Woodland Joint Unified	Yolo	Freeman Elementary	57/72710-00-023	03/26/26	\$ 1,196,476	\$ -
San Luis Coastal Unified	San Luis Obispo	Pacific Beach High	57/68809-00-043	03/27/26	\$ 792,008	\$ -
San Luis Coastal Unified	San Luis Obispo	Morro Bay High	57/68809-00-044	03/27/26	\$ 6,340,928	\$ -
Sunnyvale	Santa Clara	Sunnyvale Middle	57/69690-00-017	03/27/26	\$ 4,201,535	\$ -
Twin Rivers Unified	Sacramento	Grant Union High	57/76505-00-079	03/30/26	\$ 5,322,377	\$ -
Twin Rivers Unified	Sacramento	Smythe Academy of Arts and Sciences	57/76505-00-080	03/30/26	\$ 1,150,712	\$ -
Twin Rivers Unified	Sacramento	Woodridge Elementary	57/76505-00-081	03/30/26	\$ 940,407	\$ -
Twin Rivers Unified	Sacramento	Foothill High	57/76505-00-082	03/30/26	\$ 1,310,249	\$ -
Twin Rivers Unified	Sacramento	Pioneer Elementary	57/76505-00-083	03/30/26	\$ 235,447	\$ -
Twin Rivers Unified	Sacramento	Rio Linda High	57/76505-00-084	03/30/26	\$ 2,884,308	\$ -
Twin Rivers Unified	Sacramento	Westside Elementary	57/76505-00-085	03/30/26	\$ 539,264	\$ -
Woodland Joint Unified	Yolo	Lee Middle	57/72710-00-024	03/31/26	\$ 1,652,843	\$ -
Ventura Unified	Ventura	Ventura High	57/72652-00-044	04/01/26	\$ 2,874,421	\$ -
Chico Unified	Butte	Citrus Avenue Elementary	57/61424-00-015	04/02/26	\$ 4,429,394	\$ -
Duarte Unified	Los Angeles	Maxwell Academy (PK-8)	57/64469-00-017	04/03/26	\$ 2,305,594	\$ -
Moreno Valley Unified	Riverside	Creekside Elementary	57/67124-00-034	04/12/26	\$ 4,984,275	\$ -
Oakland Unified	Alameda	Roosevelt Middle	57/61259-00-074	04/13/26	\$ 12,167,762	\$ -
Colusa Unified	Colusa	George T. Egling Middle	57/61598-00-004	04/15/26	\$ 1,039,946	\$ -

SFP APPLICATIONS  
Modernization Applications Received Past Existing Authority - as of April 30, 2026

District	County	Site Name	Application Number	50-04 Date Received*	Estimated State Grant (a)	Estimated Financial Hardship (b)
Union Elementary	Santa Clara	Noddin Elementary	57/69708-00-023	04/15/26	\$ 581,420	\$ -
Ventura Unified	Ventura	Buena High	57/72652-00-045	04/15/26	\$ 744,221	\$ -
Colusa Unified	Colusa	Colusa High	57/61598-00-005	04/16/26	\$ 992,058	\$ -
Santa Maria-Bonita	Santa Barbara	Alvin Elementary	57/69120-00-012	04/17/26	\$ 1,716,606	\$ -
Hacienda la Puente Unified	Los Angeles	La Puente High	57/73445-00-044	04/17/26	\$ 2,788,856	\$ -
Lodi Unified	San Joaquin	Clyde W. Needham Elementary	57/68585-00-021	04/20/26	\$ 2,902,571	\$ -
Igo, Ono, Platina Union Elementary	Shasta	Igo-Ono Elementary	57/70029-00-002	04/20/26	\$ 41,243	\$ 27,495
Shasta Union Elementary	Shasta	Shasta Elementary	57/70128-00-002	04/20/26	\$ 136,712	\$ 91,141
Inglewood Unified	Los Angeles	Kelso (William H.) Elementary	57/64634-00-011	04/22/26	\$ 3,066,799	\$ -
Santa Paula Unified	Ventura	Santa Paula High	57/76828-00-009	04/22/26	\$ 4,267,448	\$ -
Encinitas Union Elementary	San Diego	Park Dale Lane Elementary	57/68080-00-015	04/24/26	\$ 1,736,976	\$ -
Sunnyvale	Santa Clara	Vargas Elementary	57/69690-00-018	04/24/26	\$ 3,394,522	\$ -
Sunnyvale	Santa Clara	Columbia Middle	57/69690-00-019	04/24/26	\$ 1,554,299	\$ -
Saddleback Valley Unified	Orange	Trabuco Hills High	57/73635-00-045	04/24/26	\$ 3,279,833	\$ -
Mountain View Elementary	Los Angeles	Parkview Elementary	57/64816-00-022	04/28/26	\$ 2,677,267	\$ -
					<b>\$ 1,842,746,391</b>	<b>\$ 25,162,938</b>
<b>Total number of applications: 543</b>			<b>Total amount (does not include duplicate submittals):</b>		<b>\$ 1,867,909,329</b>	

\* Some applications have not been Acknowledged by the SAB

\*\*\*\* These applications have been identified as duplicate submittals to previously received applications that have not yet been processed.

**INFORMATION ITEM**

**FACILITY HARDSHIP/REHABILITATION APPROVALS WITHOUT FUNDING**

**As of April 29, 2026**

**FACILITY HARDSHIP PROGRAM CONCEPTUAL AND DESIGN APPROVALS**

As of the April 29, 2026 State Allocation Board Meeting

**CONCEPTUAL APPROVAL**

<i>School District</i>	<i>County</i>	<i>Program</i>	<i>Application Number</i>	<i>School Site Name</i>	<i>SAB Approval Date</i>	<i>Funding Application Due Date</i>	<i>Estimated State Grant</i>
Camptonville Union Elementary	Yuba	Facility Hardship	58/72728-00-001 <sup>1</sup>	Camptonville Elementary	2/26/2025	TBD	\$ 75,000
Berkeley Unified	Alameda	Seismic Mitigation	51/61143-00-001 <sup>2</sup>	Berkeley High	10/22/2025	TBD	\$ 42,018,571
<b>Estimated Total Need (State Share)</b>							\$ 42,093,571

**UNFUNDED APPROVAL FOR DESIGN**

<i>School District</i>	<i>County</i>	<i>Program</i>	<i>Application Number</i>	<i>School Site Name</i>	<i>SAB Approval Date</i>	<i>Funding Application Due Date</i>	<i>Estimated State Grant</i>
Mountain Empire Unified	San Diego	Facility Hardship	51/68213-00-002 <sup>3</sup>	Potrero Elementary	2/25/2026	TBD	\$ 1,902,248
Mountain Empire Unified	San Diego	Facility Hardship	51/68213-00-003 <sup>3</sup>	Campo Elementary	2/25/2026	TBD	\$ 225,720
Mountain Empire Unified	San Diego	Facility Hardship	51/68213-00-004 <sup>3</sup>	Clover Flat Elementary	2/25/2026	TBD	\$ 1,615,798
Mountain Empire Unified	San Diego	Facility Hardship	51/68213-00-005 <sup>3</sup>	JCS - Pine Valley	2/25/2026	TBD	\$ 631,936
Mountain Empire Unified	San Diego	Facility Hardship	51/68213-00-006 <sup>3</sup>	Descanso Elementary	2/25/2026	TBD	\$ 1,938,696
<b>Estimated Total Need (State Share)</b>							\$ 6,314,398

**DESIGN APPORTIONMENT**

<i>School District</i>	<i>County</i>	<i>Program</i>	<i>Application Number</i>	<i>School Site Name</i>	<i>SAB Approval Date</i>	<i>Funding Application Due Date</i>	<i>Estimated State Grant</i>
Mountain Empire Unified	San Diego	Facility Hardship	51/68213-00-001 <sup>4</sup>	Mountain Empire High	4/23/2025	10/23/2026	\$ 14,278,622
<b>Estimated Total Need (State Share)</b>							\$ 14,278,622

<b>Facility Hardship Program Estimated Total Need (State Share)</b>							\$ 62,686,591
---	--	--	--	--	--	--	---------------

<sup>1</sup> Conceptual approval was provided pursuant to SFP Regulation Section 1859.82.3(a) for non-seismic Facility Hardship projects. The School District must submit a corresponding funding application for this project within the timelines required by SFP Regulation Section 1859.82.1. Conceptual approval does not reserve bond authority.

<sup>2</sup> Conceptual approval was provided pursuant to SFP Regulation Section 1859.82.3(b) for Seismic Mitigation projects. The School District must submit a corresponding funding application for this project within the timelines required by SFP Regulation Section 1859.82.1. Conceptual approval does not reserve bond authority.

<sup>3</sup> Unfunded approval for design funding was provided on 2/25/2026. Pursuant to SFP Regulation Section 1859.82.1(f) for non-seismic Facility Hardship projects, the Approved Application for full grant funding is due 18 months from the date of Apportionment. For projects that have received design approval, the design funding amount previously approved is included in the Estimated State Grant amount.

<sup>4</sup> Design apportionment was provided pursuant to SFP Regulation Section 1859.82.1(f) for non-seismic Facility Hardship projects. For projects that have received design approval, the design funding amount previously approved is included in the Estimated State Grant amount.