

State Allocation Board Meeting Notice and Agenda



Rebecca Kirk, Executive Officer
Office of Public School Construction
707 3rd Street, 4th Floor
West Sacramento, CA 95605

Hybrid Public Meeting
Wednesday, January 22, 2025
State Building and Construction Trades Council of California
1231 I Street, Suite 303*
Sacramento, CA 95814
4:00 p.m.*

The upcoming meeting of the State Allocation Board will be in person and also conducted by way of Zoom meeting. This is consistent with Senate Bill 544 (Chapter 216, Statutes of 2023). The physical, publicly accessible in person location from which members of the public may observe and offer public comment is reflected above.

Interested persons may observe the meeting by going to Zoom Meeting at:

Join from a PC, Mac, iPad, iPhone or Android device:

<https://us06web.zoom.us/j/81012430310?pwd=j5YWh8EEyDT6e5tfNAeiQKp5og1lob.1>

Passcode: 215589

Or Telephone:

Dial:

USA 213 787 0529 US Toll

USA 888 808 6929 US Toll-free

Conference code: 991990

The Board will meet in Closed Session pursuant to Government Code Section 11126(e)(1).

General Information
(916) 376-1771

For further information, please contact your Project Manager.

*Meeting location and time subject to change.

Individuals who need auxiliary aids for effective participation are invited to make their requests and preferences known to Ms. Lisa Jones at (916) 376-1771 or OPSCCommunications@dgs.ca.gov five days prior to the meeting.

A copy of the 10-Day Meeting Notice can be found on [OPSC's website](#).

January 22, 2025

Agenda

CLOSED SESSION

Pursuant to Government Code Section 11126(e)(1), the State Allocation Board will meet in Closed Session for the purpose of conferring with and receiving advice from legal counsel regarding pending litigation.

<u>SUBJECT</u>	<u>PRESENTER</u>	<u>PAGE</u>
Call Meeting to Order	Chair	
Roll Call	Secretary	
Table of Contents		i - iii
Alphabetical Listing		iv
Minutes of December 3, 2024		1 - 24
Executive Officer Statement		25 - 26

CONSENT AGENDA

SCHOOL FACILITY PROGRAM

Resolution	27
Eligibility Approvals	28 - 37
Trona Joint Unified SD (Interim Housing Extension Request)	38 - 49
Substantial Progress Time Extensions	50 - 51

FULL-DAY KINDERGARTEN FACILITIES GRANT PROGRAM

Resolution	52
Amended Design	53

NEXT MONTHLY STATE ALLOCATION BOARD MEETING – FEBRUARY 26, 2025

January 22, 2025

Agenda

<u>SUBJECT</u>	<u>PAGE</u>
<u>FINANCIAL REPORTS</u>	54 - 93
<u>APPEAL ITEMS</u>	
CAMPTONVILLE UNION ELEMENTARY SD/YUBA 58/72728-00-001	94 - 129
To present the District's request for State Allocation Board determination on whether abatement of asbestos found during the course of a flooring project qualifies for Facility Hardship Program funding under the School Facility Program.	
<u>ACTION ITEMS</u>	
ANNUAL ADJUSTMENT TO SCHOOL FACILITY PROGRAM GRANTS	130 - 139
To adopt the annual adjustment in the School Facility Program (SFP) grants based on the change in construction costs pursuant to the Education Code and SFP Regulations.	
PROPOSED REGULATORY AMENDMENTS FOR THE SCHOOL FACILITY PROGRAM	140 - 148
To present the State Allocation Board with clarifying language changes to proposed regulatory amendments relating to the fund release deadline provided in School Facility Program Regulation Section 1859.90(c)(1).	
IMPLEMENTATION OF PROPOSITION 2 NEW CONSTRUCTION AND MODERNIZATION SET ASIDES AND ADMINISTRATIVE COSTS FOR THE SCHOOL FACILITY PROGRAM	149 - 163
To present the State Allocation Board with recommendations for New Construction and Modernization program set asides and state agency administrative costs for the Kindergarten Through Grade 12 Schools and Local Community College Public Education Facilities Modernization, Repair, and Safety Bond Act of 2024 (Proposition 2), which was approved by a majority of California's voters on November 5, 2024.	

January 22, 2025

Agenda

REPORTS, DISCUSSION ITEMS, AND INFORMATION ITEMS

State Allocation Board Three-Month Projected Workload	164 - 165
Dates for 2025 State Allocation Board Meetings	166
School Facility Program Unfunded List (Regulation Section 1859.95)	167 - 169
School Facility Program Workload List	170 - 174
Emergency Extension Request Log WITHDRAWN	175
School Facility Program Applications Received Beyond Bond Authority List (Regulation Section 1859.95.1)	176 - 206
Facility Hardship/Rehabilitation Approvals Without Funding	207 - 208

January 22, 2025

Agenda

School District	County	Category	Page No.
ALISAL UNION	MONTEREY	FDK - New Constr.	Consent 53
ANAHEIM UNION HIGH	ORANGE	SFP - Mod.	Consent 30
ARCOHE UNION ELEMENTARY	SACRAMENTO	SFP - New Constr.	Consent 30
BUTTEVILLE UNION ELEM.	SISKIYOU	SFP - New Constr.	Consent 30
CHULA VISTA ELEMENTARY	SAN DIEGO	SFP - New Constr.	Consent 30
CLOVERDALE UNIFIED	SONOMA	SFP - Mod.	Consent 30
GLENDALE UNIFIED	LOS ANGELES	SFP - Mod.	Consent 30
LONG BEACH UNIFIED	LOS ANGELES	SFP - Mod.	Consent 30
LUCIA MAR UNIFIED	SAN LUIS OBISPO	SFP - Mod.	Consent 30
OAKLAND UNIFIED	ALAMEDA	SFP - Mod.	Consent 30
PASO ROBLES JOINT UNIFIED	SAN LUIS OBISPO	SFP - New Constr.	Consent 30
SAN JUAN UNIFIED	SACRAMENTO	SFP - New Constr.	Consent 30
SAN JUAN UNIFIED	SACRAMENTO	SFP - Mod.	Consent 30
SANTA ANA UNIFIED	ORANGE	SFP - Mod.	Consent 28
SANTA MONICA-MALIBU UNIF.	LOS ANGELES	SFP - Mod.	Consent 30
SOUTH FORK UNION	KERN	SFP - Mod.	Consent 50
SOUTH PASADENA UNIFIED	LOS ANGELES	SFP - New Constr.	Consent 30
TRONA JOINT UNIFIED	SAN BERNARDINO	SFP - New Constr.	Consent 38

OPSC PROGRAM CODES

SCHOOL FACILITY PROGRAM (SFP)

- 50 – NEW CONSTRUCTION
- 51 – FACILITY HARDSHIP NEW CONSTRUCTION
- 52 – SFP JOINT-USE
- 53 – CRITICALLY OVERCROWDED SCHOOLS
- 54 – CHARTER SCHOOL FACILITIES PROGRAM
- 55 – CAREER TECH NEW CONSTRUCTION
- 56 – OVERCROWDING RELIEF GRANT PROGRAM
- 57 – MODERNIZATION
- 58 – FACILITY HARDSHIP MODERNIZATION
- 59 – CAREER TECH MODERNIZATION

OTHER PROGRAMS

- 25 – STATE RELOCATABLE CLASSROOM PROGRAM
- 34 – AIR CONDITIONING AND/OR INSULATION PROGRAM
- 40 – DEFERRED MAINTENANCE PROGRAM
- 61 – EMERGENCY REPAIR PROGRAM
- 64 -- MISCELLANEOUS LEGISLATION
- 70 – CALIFORNIA PRESCHOOL, TRANSITIONAL KINDERGARTEN AND
FULL-DAY KINDERGARTEN FACILITIES GRANT PROGRAM
NEW CONSTRUCTION
- 71 – CALIFORNIA PRESCHOOL, TRANSITIONAL KINDERGARTEN AND
FULL-DAY KINDERGARTEN FACILITIES GRANT PROGRAM
RETROFIT

Minutes

MINUTES

State Allocation Board

December 3, 2024

Upon notice duly given, the meeting of the State Allocation Board (SAB) was held at the East End Complex, located at 1500 Capitol Avenue, in the Auditorium, in Sacramento, California on December 3, 2024 at 3:00 p.m.

Ms. Michele Perrault, the SAB Chair, announced that this meeting was being held in person for anyone who would like to provide public comment in person. This meeting was also conducted by way of Zoom meeting for members of the public participating remotely. The meeting was physically webcast from the East End Complex, located at 1500 Capitol Avenue, in the Auditorium, in Sacramento.

Members of the SAB were present in order to establish a quorum for the meeting as follows:

- Michele Perrault, Chief Deputy Director, Policy, Department of Finance (DOF), designated representative for Joe Stephenshaw, Director, DOF
- Ana Lasso, Director, Department of General Services (teleconference location)
- Juan Mireles, Director, School Facilities and Transportation Services Division, California Department of Education, designated representative for Tony Thurmond, Superintendent of Public Instruction
- Jeremy Smith, Governor's appointee
- Assembly Member Al Muratsuchi (teleconference location)
- Assembly Member Laurie Davies (teleconference location)
- Assembly Member David Alvarez (teleconference location)

Members of the SAB absent were as follows:

- Senator John Laird
- Senator Josh Newman
- VACANT (Senate Seat)

Representative of the State Allocation Board/Office of Public School Construction (OPSC), was as follows:

- Rebecca Kirk, Executive Officer

Representatives of the Department of General Services, OPSC, were as follows:

- Rebecca Kirk, Executive Officer
- Michael Watanabe, Deputy Executive Officer

Representative of the Department of General Services, Office of Legal Services, was as follows:

- Ephraim Egan, Staff Counsel

With a quorum present, Ms. Perrault, Chair, called the meeting to order at 3:06 p.m.

The Chair recognized former Senator Scott Wilk by reading a Resolution that acknowledged and thanked him as a member of the SAB for his dedication and service to the State of California.

PRIOR MINUTES

A motion was made, and seconded, to approve the October 23, 2024 meeting Minutes. The Chair called for a roll-call vote and the motion carried per the following votes:

MEMBER	AYE	NAY	ABSTAIN	ABSENT
Senator Laird				X
Senator Newman				X
VACANT				
Assembly Member Muratsuchi	X			
Assembly Member Davies	X			
Assembly Member Alvarez	X			
Juan Mireles	X			
Jeremy Smith	X			
Ana Lasso	X			
Michele Perrault	X			
Total	7			2

Motion:

Carried X

Failed

EXECUTIVE OFFICER'S STATEMENT

The Executive Officer informed the SAB of the following:

Proposition 2 Outcome and Future Planning

Proposition 2, the Kindergarten Through Grade 12 Schools and Local Community College Public Education Facilities Modernization, Repair, and Safety Bond Act of 2024, appears to have been approved by a majority of California's voters in the November 5, 2024 general election. The agenda included an action item for the SAB's consideration regarding initial implementation of Proposition 2, subject to certification of the election results by the California Secretary of State on December 13, 2024.

Proposition 2 provides \$8.5 billion in new bond authority for the School Facility Program (SFP) and makes numerous changes to the SFP. Over the course of the next year, OPSC staff will conduct a series of stakeholder meetings on behalf of the SAB to propose regulatory amendments to implement Proposition 2. After discussion with stakeholders, staff will present recommended regulatory amendments to the SAB for consideration and approval beginning in early 2025, followed by submittal of these emergency regulations to the Office of Administrative Law (OAL).

As announced to school districts, county offices of education, and stakeholders on November 7, school districts may continue to submit SFP New Construction and Modernization applications for funding on an ongoing basis. Until further notice, school districts must continue to submit a school board resolution pursuant to SFP Regulation Section 1859.95.1(b) acknowledging, among other certifications, that the application is being submitted while bond authority is currently exhausted.

Following certification of the election results by December 13, 2024, OPSC will update the Workload List and Applications Received Beyond Bond Authority List based on the availability of Proposition 2 bond authority.

EXECUTIVE OFFICER'S STATEMENT (cont.)

Upcoming Charter School Facility Program Filing Round

With the passage of Proposition 2, \$600 million* has been authorized for the Charter School Facilities Program (CSFP). Existing CSFP regulations require applicants seeking a preliminary CSFP apportionment to submit an application during a 120-calendar-day filing round beginning 180 calendar days after an election authorizing additional CSFP funding. Accordingly, subject to certification of the election results by the California Secretary of State on December 13, 2024, a new filing round will open and applications will be accepted beginning May 4, 2025, and can be submitted until the round closes on August 31, 2025, at 11:59 p.m. Applications must be submitted through the OPSC Online Application. Applications received after 11:59 p.m. on August 31, 2025, will not be valid.

If the total amount requested from valid and complete applications exceeds the funding available, a preference points system and funding matrix will be used to prioritize applications for funding, in accordance with CSFP regulations. OPSC will announce dates soon for webinars on the CSFP program and application process. For additional information, please refer to the Charter School Facilities Program webpage.

*The total amount available for project funding may be reduced by administrative costs of the program for OPSC, the California Department of Education, the California School Finance Authority and the State Controller's Office.

Proposed Emergency Regulatory Amendments For The School Facility Program

The SAB approved emergency regulatory amendments at its September 25, 2024 meeting that authorized extended fund release deadlines for projects pertaining to a school facility located on a military installation that is the recipient of a federal grant that requires a local matching share. The emergency regulatory amendments were approved by OAL and became effective on November 1, 2024.

Priority Funding Round 28

The 28th Priority Funding Filing Round opened on November 13, 2024 and closes at the end of the day on December 12, 2024. Applicants are encouraged to submit Priority Funding requests electronically through OPSC Online. All requests must be received by OPSC before the end of the day on December 12, 2024. These requests will be valid from January 1, 2025 through June 30, 2025.

California State Auditor Report

The Executive Officer reported to the SAB that the California State Auditor released a report regarding custodial staffing and cleanliness standards at California public schools on November 19, 2024. The report recommended that OPSC engage with stakeholders regarding the Facility Inspection Tool (FIT) by October 2025 to update the FIT, with a target completion date of October 2026. The Executive Officer indicated that adoption of a revised FIT must ultimately be approved by the SAB with at least six positive votes.

Next Meeting

The first meeting of 2025 is scheduled for Wednesday, January 22, 2025. The time and location of the meeting will be determined and announced at a later date.

CONSENT ITEMS

A motion was made, and seconded, to approve the Consent calendar as presented. The Chair called for a roll-call vote and the motion carried per the following votes:

MEMBER	AYE	NAY	ABSTAIN	ABSENT
Senator Laird				X
Senator Newman				X
VACANT				
Assembly Member Muratsuchi	X			
Assembly Member Davies	X			
Assembly Member Alvarez	X			
Juan Mireles	X			
Jeremy Smith	X			
Ana Lasso	X			
Michele Perrault	X			
Total	7			2

Motion:

Carried X

Failed

FINANCIAL REPORTS

The SAB accepted the Financial Reports as presented.

APPEAL ITEMS***Lompoc Unified/Santa Barbara 54/69229-00-001 and 57/69229-00-017***

A motion was made, and seconded, to approve the staff's recommendations, which: 1) rescinded the Priority Funding Apportionment for the SFP Charter School Facilities Program project and provided an Apportionment; 2) approved the District's request for expedited processing and Apportionment for the SFP modernization project; and 3) allowed for up to 18 months for submittal of the Grant Agreement and a valid *Fund Release Authorization* (Form SAB 50-05) for these projects pertaining to a school facility on a military installation that is the recipient of a federal grant that requires a local matching share. The Chair called for a roll-call vote and the motion carried per the following votes:

MEMBER	AYE	NAY	ABSTAIN	ABSENT
Senator Laird				X
Senator Newman				X
VACANT				
Assembly Member Muratsuchi	X			
Assembly Member Davies	X			
Assembly Member Alvarez	X			
Juan Mireles	X			
Jeremy Smith	X			
Ana Lasso	X			
Michele Perrault				
Total	7			2

Motion:

Carried X

Failed

ACTION ITEMS**Proposed Board Policies for Initial Implementation of Proposition 2 for the School Facility Program**

A motion was made, and seconded, to approve the staff's recommendations, which: 1) adopted the policies outlined in the item and as summarized on Attachment B for applications received on or after October 31, 2024, until the effective date of the regulations implementing the policies; and 2) requested staff bring back proposed regulatory amendments for SAB approval and submittal to the OAL. The Chair called for a roll call vote and the motion carried per the following votes:

MEMBER	AYE	NAY	ABSTAIN	ABSENT
Senator Laird				X
Senator Newman				X
VACANT				
Assembly Member Muratsuchi	X			
Assembly Member Davies	X			
Assembly Member Alvarez	X			
Juan Mireles	X			
Jeremy Smith	X			
Ana Lasso	X			
Michele Perrault	X			
Total	7			2

Motion:

Carried X

Failed

REPORTS, DISCUSSION ITEMS, AND INFORMATION ITEMS

The SAB acknowledged the following reports:

- ***State Allocation Board Three-Month Projected Workload***
- ***State Allocation Board Meeting Dates for the 2025 Calendar Year***
- ***School Facility Program New Construction Unfunded List as of October 23, 2024***
- ***School Facility Program Workload List of Applications Received Through October 31, 2024***
- ***School Facility Program Applications Received Beyond Bond Authority List as of October 31, 2024***
- ***Facility Hardship/Rehabilitation Approvals Without Funding as of October 23, 2024***

ADJOURNMENT

There being no further business to come before the SAB, the Chair adjourned the meeting at 3:42 p.m.



ATTACHMENT A

Approved Consent Items on 12/03/2024

Program	Application No.	School District	County Name
Unused Sites	92/66761-00-000	ACKERMAN ELEMENTARY	PLACER
Unused Sites	92/67587-00-000	ADELANTO ELEMENTARY	SAN BERNARDINO
Unused Sites	92/65961-00-000	ALISAL UNION	MONTEREY
Unused Sites	92/71795-00-000	ALLENSWORTH ELEMENTARY	TULARE
Unused Sites	92/71803-00-000	ALPAUGH UNIFIED	TULARE
Unused Sites	92/73981-00-000	AMADOR COUNTY UNIFIED	AMADOR
Unused Sites	92/66431-00-000	ANAHEIM UNION HIGH	ORANGE
Unused Sites	92/71472-00-000	ANTELOPE ELEMENTARY	TEHAMA
Unused Sites	92/64246-00-000	ANTELOPE VALLEY UNION HIGH	LOS ANGELES
Unused Sites	92/61648-00-000	ANTIOCH UNIFIED	CONTRA COSTA
Unused Sites	92/75077-00-000	APPLE VALLEY UNIFIED	SAN BERNARDINO
FDK – New Constr.	70/62679-00-001	ARCATA ELEMENTARY	HUMBOLDT
Unused Sites	92/62679-00-000	ARCATA ELEMENTARY	HUMBOLDT
Unused Sites	92/65557-00-000	ARENA UNION ELEMENTARY	MENDOCINO
Unused Sites	92/63875-00-000	ARMONA UNION ELEMENTARY	KINGS
Unused Sites	92/65631-00-000	ATWATER ELEMENTARY	MERCED
Unused Sites	92/66787-00-000	AUBURN UNION ELEMENTARY	PLACER
Unused Sites	92/73858-00-000	BAKER VALLEY UNIFIED	SAN BERNARDINO

ATTACHMENT A

Approved Consent Items on 12/03/2024

Program	Application No.	School District	County Name
Unused Sites	92/63321-00-000	BAKERSFIELD CITY ELEMENTARY	KERN
Unused Sites	92/66985-00-000	BANNING UNIFIED	RIVERSIDE
Unused Sites	92/67611-00-000	BARSTOW UNIFIED	SAN BERNARDINO
Unused Sites	92/66993-00-000	BEAUMONT UNIFIED	RIVERSIDE
Unused Sites	92/70524-00-000	BENICIA UNIFIED	SOLANO
Unused Sites	92/69377-00-000	BERRYESSA UNION ELEMENTARY	SANTA CLARA
Unused Sites	92/64089-00-000	BIG VALLEY JOINT UNIFIED	LASSEN
Unused Sites	92/76851-00-000	BONSALL UNIFIED	SAN DIEGO
Unused Sites	92/67983-00-000	BORREGO SPRINGS UNIFIED	SAN DIEGO
Unused Sites	92/63073-00-000	BRAWLEY ELEMENTARY	IMPERIAL
Unused Sites	92/61655-00-000	BRENTWOOD UNION	CONTRA COSTA
Unused Sites	92/61556-00-000	BRET HARTE UNION HIGH	CALAVERAS
SFP - Mod.	57/69138-00-003	BUELLTON UNION ELEMENTARY	SANTA BARBARA
SFP - Mod.	57/69138-00-000	BUELLTON UNION ELEMENTARY	SANTA BARBARA
SFP - Mod.	58/71662-00-001	BURNT RANCH ELEMENTARY	TRINITY
Unused Sites	92/71837-00-000	BURTON	TULARE
SFP – New Constr.	50/73370-00-000	BUTTONWILLOW UNION ELEMENTARY	KERN
Unused Sites	92/67991-00-000	CAJON VALLEY UNION ELEMENTARY	SAN DIEGO

ATTACHMENT A

Approved Consent Items on 12/03/2024

Program	Application No.	School District	County Name
Unused Sites	92/63107-00-000	CALIPATRIA UNIFIED	IMPERIAL
Unused Sites	92/69385-00-000	CAMBRIAN	SANTA CLARA
Unused Sites	92/69393-00-000	CAMPBELL UNION ELEMENTARY	SANTA CLARA
SFP - New Constr.	50/66464-00-022	CAPISTRANO UNIFIED	ORANGE
Unused Sites	92/65987-00-000	CARMEL UNIFIED	MONTEREY
Unused Sites	92/69146-00-000	CARPINTERIA UNIFIED	SANTA BARBARA
SFP - Mod.	58/69914-00-001	CASCADE UNION ELEMENTARY	SHASTA
Unused Sites	92/64345-00-000	CASTAIC UNION	LOS ANGELES
Unused Sites	92/73973-00-000	CENTER JOINT UNIFIED	SACRAMENTO
Unused Sites	92/73965-00-000	CENTRAL UNIFIED	FRESNO
SFP - Mod.	57/63883-00-002	CENTRAL UNION ELEMENTARY	KINGS
Unused Sites	92/63115-00-000	CENTRAL UNION HIGH	IMPERIAL
Unused Sites	92/66472-00-000	CENTRALIA ELEMENTARY	ORANGE
Unused Sites	92/67652-00-000	CHAFFEY JOINT UNION HIGH	SAN BERNARDINO
Unused Sites	92/64378-00-000	CHARTER OAK UNIFIED	LOS ANGELES
Unused Sites	92/61424-00-000	CHICO UNIFIED	BUTTE
SFP - New Constr.	50/70656-00-000	CLOVERDALE UNIFIED	SONOMA
Unused Sites	92/62117-00-000	CLOVIS UNIFIED	FRESNO

ATTACHMENT A

Approved Consent Items on 12/03/2024

Program	Application No.	School District	County Name
Unused Sites	92/73676-00-000	COACHELLA VALLEY UNIFIED	RIVERSIDE
Unused Sites	92/66795-00-000	COLFAX ELEMENTARY	PLACER
Unused Sites	92/72348-00-000	COLUMBIA UNION ELEMENTARY	TUOLUMNE
SFP - Mod.	57/73437-01-044	COMPTON UNIFIED	LOS ANGELES
Unused Sites	92/73437-00-000	COMPTON UNIFIED	LOS ANGELES
Unused Sites	92/73759-00-000	CONEJO VALLEY UNIFIED	VENTURA
Unused Sites	92/67033-00-000	CORONA-NORCO UNIFIED	RIVERSIDE
Unused Sites	92/68031-00-000	CORONADO UNIFIED	SAN DIEGO
Unused Sites	92/73882-00-000	COTATI-ROHNERT PARK UNIFIED	SONOMA
Unused Sites	92/64444-00-000	CULVER CITY UNIFIED	LOS ANGELES
Unused Sites	92/69419-00-000	CUPERTINO UNION	SANTA CLARA
Unused Sites	92/72355-00-000	CURTIS CREEK ELEMENTARY	TUOLUMNE
Unused Sites	92/75010-00-000	CUYAMA JOINT UNIFIED	SANTA BARBARA
Unused Sites	92/66480-00-000	CYPRESS ELEMENTARY	ORANGE
Unused Sites	92/72678-00-000	DAVIS JOINT UNIFIED	YOLO
Unused Sites	92/68049-00-000	DEHESA	SAN DIEGO
Unused Sites	92/61820-00-000	DEL NORTE COUNTY UNIFIED	DEL NORTE
Unused Sites	92/63412-00-000	DELANO JOINT UNION HIGH	KERN

ATTACHMENT A

Approved Consent Items on 12/03/2024

Program	Application No.	School District	County Name
Unused Sites	92/63404-00-000	DELANO UNION ELEMENTARY	KERN
FDK - New Constr.	70/70227-00-001	DELPHIC ELEMENTARY	SISKIYOU
Unused Sites	92/67058-00-000	DESERT SANDS UNIFIED	RIVERSIDE
FDK - New Constr.	70/71894-00-002	DUCOR UNION ELEMENTARY	TULARE
Unused Sites	92/64477-00-000	EAST SIDE UNION	LOS ANGELES
Unused Sites	92/10090-00-000	EL DORADO COUNTY OFFICE OF EDUCATION	EL DORADO
Unused Sites	92/64527-00-000	EL RANCHO UNIFIED	LOS ANGELES
Unused Sites	92/67314-00-000	ELK GROVE UNIFIED	SACRAMENTO
Unused Sites	92/72686-00-000	ESPARTO UNIFIED	YOLO
Unused Sites	92/75515-00-000	EUREKA CITY UNIFIED	HUMBOLDT
Unused Sites	92/71522-00-000	EVERGREEN UNION ELEMENTARY	TEHAMA
Unused Sites	92/70540-00-000	FAIRFIELD-SUISUN UNIFIED	SOLANO
Unused Sites	92/75325-00-000	FARMERSVILLE UNIFIED	TULARE
Unused Sites	92/66837-00-000	FORESTHILL UNION ELEMENTARY	PLACER
Unused Sites	92/70292-00-000	FORKS OF SALMON ELEMENTARY	SISKIYOU
Unused Sites	92/61176-00-000	FREMONT UNIFIED	ALAMEDA
Unused Sites	92/69468-00-000	FREMONT UNION HIGH	SANTA CLARA
Unused Sites	92/62166-00-000	FRESNO UNIFIED	FRESNO

ATTACHMENT A

Approved Consent Items on 12/03/2024

Program	Application No.	School District	County Name
Unused Sites	92/67348-00-000	GALT JOINT UNION ELEMENTARY	SACRAMENTO
Unused Sites	92/75267-00-000	GATEWAY UNIFIED	SHASTA
Unused Sites	92/64568-00-000	GLENDALE UNIFIED	LOS ANGELES
Unused Sites	92/75234-00-000	GOLDEN PLAINS UNIFIED	FRESNO
Unused Sites	92/69195-00-000	GOLETA UNION ELEMENTARY	SANTA BARBARA
SFP - Charter	54/69484-00-004	GILROY UNIFIED	SANTA CLARA
SFP - Charter	54/69484-00-003	GILROY UNIFIED	SANTA CLARA
Unused Sites	92/69484-00-000	GILROY UNIFIED	SANTA CLARA
Unused Sites	92/63503-00-000	GREENFIELD UNION	KERN
Unused Sites	92/75507-00-000	GRIDLEY UNIFIED	BUTTE
Unused Sites	92/70722-00-000	GUERNEVILLE ELEMENTARY	SONOMA
FDK - New Constr.	70/70334-00-001	HAPPY CAMP UNION ELEMENTARY	SISKIYOU
Unused Sites	92/73445-00-000	HACIENDA LA PUENTE UNIFIED	LOS ANGELES
Unused Sites	92/67082-00-000	HEMET UNIFIED	RIVERSIDE
SFP - Mod.	57/75044-00-000	HESPERIA UNIFIED	SAN BERNARDINO
Unused Sites	92/75044-00-000	HESPERIA UNIFIED	SAN BERNARDINO
Unused Sites	92/71100-00-000	HICKMAN COMMUNITY CHARTER	STANISLAUS
Unused Sites	92/71944-00-000	HOPE ELEMENTARY	TULARE

ATTACHMENT A

Approved Consent Items on 12/03/2024

Program	Application No.	School District	County Name
FDK - New Constr.	70/70359-00-001	HORNBROOK ELEMENTARY	SISKIYOU
FDK - New Constr.	70/72462-00-003	HUENEME ELEMENTARY	VENTURA
Unused Sites	92/10132-00-000	IMPERIAL COUNTY OFFICE OF EDUCATION	IMPERIAL
SFP - New Constr.	50/62893-00-001	JACOBY CREEK ELEMENTARY	HUMBOLDT
Unused Sites	92/68924-00-000	JEFFERSON UNION HIGH	SAN MATEO
SFP - Mod.	58/70367-00-001	JUNCTION ELEMENTARY	SISKIYOU
Unused Sites	92/64642-00-000	KEPPEL UNION ELEMENTARY	LOS ANGELES
Unused Sites	92/10157-00-000	KERN COUNTY OFFICE OF EDUCATION	KERN
Unused Sites	92/63529-00-000	KERN HIGH	KERN
Unused Sites	92/62265-00-000	KINGS CANYON JOINT UNIFIED	FRESNO
Unused Sites	92/64659-00-000	LA CANADA UNIFIED	LOS ANGELES
Unused Sites	92/75176-00-000	LAKE ELSINORE UNIFIED	RIVERSIDE
Unused Sites	92/63552-00-000	LAKESIDE UNION	KERN
Unused Sites	92/64667-00-000	LANCASTER ELEMENTARY	LOS ANGELES
Unused Sites	92/65367-00-000	LARKSPUR-CORTE MADERA	MARIN
Unused Sites	92/68957-00-000	LAS LOMITAS ELEMENTARY	SAN MATEO
Unused Sites	92/10181-00-000	LASSEN COUNTY OFFICE OF EDUCATION	LASSEN
Unused Sites	92/61721-00-000	LIBERTY UNION HIGH	CONTRA COSTA

ATTACHMENT A

Approved Consent Items on 12/03/2024

Program	Application No.	School District	County Name
SFP – New Constr.	50/61721-00-009	LIBERTY UNION HIGH	CONTRA COSTA
Unused Sites	92/64717-00-000	LITTLE LAKE CITY ELEMENTARY	LOS ANGELES
Unused Sites	92/65748-00-000	LIVINGSTON UNION	MERCED
Unused Sites	92/68585-00-000	LODI UNIFIED	SAN JOAQUIN
SFP - Charter	54/69229-00-001	LOMPOC UNIFIED	SANTA BARBARA
SFP - New Constr.	50/64725-05-002	LONG BEACH UNIFIED	LOS ANGELES
Unused Sites	92/66845-00-000	LOOMIS UNIFIED	PLACER
Unused Sites	92/69518-00-000	LOS ALTOS ELEMENTARY	SANTA CLARA
SFP - Mod.	57/64733-00-736	LOS ANGELES UNIFIED	LOS ANGELES
SFP - Mod.	58/64733-00-005	LOS ANGELES UNIFIED	LOS ANGELES
SFP - Mod.	58/64733-00-006	LOS ANGELES UNIFIED	LOS ANGELES
SFP - New Constr.	50/64733-00-000	LOS ANGELES UNIFIED	LOS ANGELES
Unused Sites	50/64733-00-000	LOS ANGELES UNIFIED	LOS ANGELES
Unused Sites	92/69534-00-000	LOS GATOS-SARATOGA JOINT UNION HIGH	SANTA CLARA
Unused Sites	92/64766-00-000	LOWELL JOINT ELEMENTARY	LOS ANGELES
SFP - Mod.	57/64766-00-004	LOWELL JOINT ELEMENTARY	LOS ANGELES
Unused Sites	92/68759-00-000	LUCIA MAR UNIFIED	SAN LUIS OBISPO
SFP - New Constr.	50/65243-00-011	MADERA UNIFIED	MADERA

ATTACHMENT A

Approved Consent Items on 12/03/2024

Program	Application No.	School District	County Name
SFP - Mod.	58/73692-00-001	MAMMOTH UNIFIED	MONO
Unused Sites	92/73692-00-000	MAMMOTH UNIFIED	MONO
Unused Sites	92/75333-00-000	MANHATTAN BEACH UNIFIED	LOS ANGELES
Unused Sites	92/68593-00-000	MANTECA UNIFIED	SAN JOAQUIN
Unused Sites	92/63628-00-000	MARICOPA UNIFIED	KERN
Unused Sites	92/65532-00-000	MARIPOSA COUNTY UNIFIED	MARIPOSA
Unused Sites	92/61572-00-000	MARK TWAIN UNION ELEMENTARY	CALAVERAS
Unused Sites	92/72736-00-000	MARYSVILLE JOINT UNIFIED	YUBA
Unused Sites	92/65581-00-000	MENDOCINO UNIFIED	MENDOCINO
Unused Sites	92/65771-00-000	MERCED CITY ELEMENTARY	MERCED
Unused Sites	92/65789-00-000	MERCED UNION HIGH	MERCED
Unused Sites	92/65391-00-000	MILL VALLEY ELEMENTARY	MARIN
Unused Sites	92/68973-00-000	MILLBRAE	SAN MATEO
Unused Sites	92/65318-00-000	MILLER CREEK ELEMENTARY	MARIN
Unused Sites	92/73387-00-000	MILPITAS UNIFIED	SANTA CLARA
Unused Sites	92/63677-00-000	MOJAVE UNIFIED	KERN
FDK - New Constr.	70/70417-00-001	MONTAGUE ELEMENTARY	SISKIYOU
Unused Sites	92/66092-00-000	MONTEREY PENINSULA UNIFIED	MONTEREY

ATTACHMENT A

Approved Consent Items on 12/03/2024

Program	Application No.	School District	County Name
Unused Sites	92/73940-00-000	MOORPARK UNIFIED	VENTURA
Unused Sites	92/69575-00-000	MORELAND ELEMENTARY	SANTA CLARA
Unused Sites	92/67124-00-000	MORENO VALLEY UNIFIED	RIVERSIDE
Unused Sites	92/69583-00-000	MORGAN HILL UNIFIED	SANTA CLARA
Unused Sites	92/67777-00-000	MORONGO UNIFIED	SAN BERNARDINO
SFP – New Constr.	50/67785-00-003	MOUNTAIN VIEW ELEMENTARY	SAN BERNARDINO
Unused Sites	92/69591-00-000	MOUNTAIN VIEW-WHISMAN ELEMENTARY	SANTA CLARA
Unused Sites	92/61754-00-000	MT. DIABLO UNIFIED	CONTRA COSTA
Unused Sites	92/66266-00-000	NAPA VALLEY UNIFIED	NAPA
Unused Sites	92/75283-00-000	NATOMAS UNIFIED	SACRAMENTO
Unused Sites	92/67801-00-000	NEEDLES UNIFIED	SAN BERNARDINO
Unused Sites	92/66340-00-000	NEVADA CITY	NEVADA
Unused Sites	92/66357-00-000	NEVADA JOINT UNION HIGH	NEVADA
Unused Sites	92/63693-00-000	NORRIS	KERN
Unused Sites	92/73825-00-000	NORTH MONTEREY COUNTY UNIFIED	MONTEREY
Unused Sites	92/64840-00-000	NORWALK-LA MIRADA UNIFIED	LOS ANGELES
Unused Sites	92/69625-00-000	OAK GROVE ELEMENTARY	SANTA CLARA
Unused Sites	92/75564-00-000	OAKDALE JOINT UNIFIED	STANISLAUS

ATTACHMENT A

Approved Consent Items on 12/03/2024

Program	Application No.	School District	County Name
Unused Sites	92/61762-00-000	OAKLEY UNION ELEMENTARY	CONTRA COSTA
Unused Sites	92/66613-00-000	OCEAN VIEW ELEMENTARY	ORANGE
Unused Sites	92/66621-00-000	ORANGE UNIFIED	ORANGE
Unused Sites	92/69260-00-000	ORCUTT UNION ELEMENTARY	SANTA BARBARA
Unused Sites	92/72538-00-000	OXNARD ELEMENTARY	VENTURA
Unused Sites	92/69641-00-000	PALO ALTO UNIFIED	SANTA CLARA
SFP - Mod.	57/67173-00-000	PALM SPRINGS UNIFIED	RIVERSIDE
Unused Sites	92/67173-00-000	PALM SPRINGS UNIFIED	RIVERSIDE
Unused Sites	92/64857-00-000	PALMDALE ELEMENTARY	LOS ANGELES
Unused Sites	92/64865-00-000	PALOS VERDE PENINSULA UNIFIED	LOS ANGELES
Unused Sites	92/61531-00-000	PARADISE UNIFIED	BUTTE
Unused Sites	92/62364-00-000	PARLIER UNIFIED	FRESNO
Unused Sites	92/64881-00-000	PASADENA UNIFIED	LOS ANGELES
Unused Sites	92/75457-00-000	PASO ROBLES JOINT UNIFIED	SAN LUIS OBISPO
Unused Sites	92/71217-00-000	PATTERSON JOINT UNIFIED	STANISLAUS
Unused Sites	92/67207-00-000	PERRIS UNION HIGH	RIVERSIDE
SFP - New Constr.	50/61945-00-000	PIONEER UNION ELEMENTARY	EL DORADO
SFP - Mod.	57/61788-00-000	PITTSBURG UNIFIED	CONTRA COSTA

ATTACHMENT A

Approved Consent Items on 12/03/2024

Program	Application No.	School District	County Name
SFP - Mod.	57/61788-00-012	PITTSBURG UNIFIED	CONTRA COSTA
Unused Sites	92/61788-00-000	PITTSBURG UNIFIED	CONTRA COSTA
Unused Sites	92/66373-00-000	PLEASANT RIDGE UNION ELEMENTARY	NEVADA
Unused Sites	92/72553-00-000	PLEASANT VALLEY	VENTURA
Unused Sites	92/75101-00-000	PLEASANTON UNIFIED	ALAMEDA
Unused Sites	92/66969-00-000	PLUMAS UNIFIED	PLUMAS
Unused Sites	92/75523-00-000	PORTERVILLE UNIFIED	TULARE
Unused Sites	92/68296-00-000	POWAY UNIFIED	SAN DIEGO
Unused Sites	92/62646-00-000	PRINCETON JOINT UNIFIED	GLENN
Unused Sites	92/68312-00-000	RANCHO SANTA FE ELEMENTARY	SAN DIEGO
Unused Sites	92/68999-00-000	RAVENSWOOD CITY ELEMENTARY	SAN MATEO
Unused Sites	92/67843-00-000	REDLANDS UNIFIED	SAN BERNARDINO
Unused Sites	92/75341-00-000	REDONDO BEACH UNIFIED	LOS ANGELES
Unused Sites	92/73932-00-000	REEF-SUNSET UNIFIED	KINGS
Unused Sites	92/63578-00-000	RICHLAND UNION ELEMENTARY	KERN
Unused Sites	92/67868-00-000	RIM OF THE WORLD UNIFIED	SAN BERNARDINO
Unused Sites	92/75408-00-000	RIVERDALE JOINT UNIFIED	FRESNO
Unused Sites	92/10330-00-000	RIVERSIDE COUNTY OFFICE OF EDUCATION	RIVERSIDE

ATTACHMENT A

Approved Consent Items on 12/03/2024

Program	Application No.	School District	County Name
Unused Sites	92/67215-00-000	RIVERSIDE UNIFIED	RIVERSIDE
Unused Sites	92/71233-00-000	ROBERTS FERRY UNION ELEMENTARY	STANISLAUS
Unused Sites	92/67421-00-000	ROBLA ELEMENTARY	SACRAMENTO
Unused Sites	92/72090-00-000	ROCKFORD ELEMENTARY	TULARE
Unused Sites	92/67231-00-000	ROMOLAND ELEMENTARY	RIVERSIDE
Unused Sites	92/66928-00-000	ROSEVILLE JOINT UNION HIGH	PLACER
Unused Sites	92/75002-00-000	ROSS VALLEY	MARIN
SFP - Career Tech	59/73452-00-007	ROWLAND UNIFIED	LOS ANGELES
SFP - Career Tech	59/73452-00-008	ROWLAND UNIFIED	LOS ANGELES
Unused Sites	92/67439-00-000	SACRAMENTO CITY UNIFIED	SACRAMENTO
Unused Sites	92/71266-00-000	SALIDA UNION ELEMENTARY	STANISLAUS
Unused Sites	92/66159-00-000	SALINAS UNION HIGH	MONTEREY
SFP - Mod.	57/67876-00-118	SAN BERNARDINO CITY UNIFIED	SAN BERNARDINO
SFP - Mod.	57/67876-00-119	SAN BERNARDINO CITY UNIFIED	SAN BERNARDINO
SFP - Mod.	57/67876-00-000	SAN BERNARDINO CITY UNIFIED	SAN BERNARDINO
SFP - Mod.	57/67876-00-117	SAN BERNARDINO CITY UNIFIED	SAN BERNARDINO
SFP – Mod.	57/67876-00-115	SAN BERNARDINO CITY UNIFIED	SAN BERNARDINO
SFP – Mod.	57/67876-00-116	SAN BERNARDINO CITY UNIFIED	SAN BERNARDINO

ATTACHMENT A

Approved Consent Items on 12/03/2024

Program	Application No.	School District	County Name
SFP - New Constr.	51/67876-00-003	SAN BERNARDINO CITY UNIFIED	SAN BERNARDINO
Unused Sites	92/67876-00-000	SAN BERNARDINO CITY UNIFIED	SAN BERNARDINO
Unused Sites	92/10363-00-000	SAN BERNARDINO COUNTY OFFICE OF EDUCATION	SAN BERNARDINO
Unused Sites	92/69013-00-000	SAN BRUNO PARK ELEMENTARY	SAN MATEO
SFP - New Constr.	50/68338-00-000	SAN DIEGO UNIFIED	SAN DIEGO
SFP - Mod.	57/68338-00-000	SAN DIEGO UNIFIED	SAN DIEGO
Unused Sites	92/68338-00-000	SAN DIEGO UNIFIED	SAN DIEGO
SFP - Mod.	57/68338-00-271	SAN DIEGO UNIFIED	SAN DIEGO
SFP - Mod.	57/68338-00-270	SAN DIEGO UNIFIED	SAN DIEGO
SFP - Mod.	57/68338-00-272	SAN DIEGO UNIFIED	SAN DIEGO
Unused Sites	92/68478-00-000	SAN FRANCISCO UNIFIED	SAN FRANCISCO
Unused Sites	92/67249-00-000	SAN JACINTO UNIFIED	RIVERSIDE
Unused Sites	92/69666-00-000	SAN JOSE UNIFIED	SANTA CLARA
SFP - Mod.	57/67447-00-072	SAN JUAN UNIFIED	SACRAMENTO
SFP - Mod.	57/67447-00-071	SAN JUAN UNIFIED	SACRAMENTO
SFP - Mod.	57/67447-00-073	SAN JUAN UNIFIED	SACRAMENTO
SFP - Mod.	57/67447-00-000	SAN JUAN UNIFIED	SACRAMENTO
Unused Sites	92/61309-00-000	SAN LORENZO UNIFIED	ALAMEDA

ATTACHMENT A

Approved Consent Items on 12/03/2024

Program	Application No.	School District	County Name
Unused Sites	92/66183-00-000	SAN LUCAS UNION ELEMENTARY	MONTEREY
Unused Sites	92/68809-00-000	SAN LUIS COASTAL UNIFIED	SAN LUIS OBISPO
SFP - Mod.	57/73791-00-000	SAN MARCOS UNIFIED	SAN DIEGO
SFP - Mod.	57/73791-00-011	SAN MARCOS UNIFIED	SAN DIEGO
SFP - New Constr.	50/73791-00-000	SAN MARCOS UNIFIED	SAN DIEGO
Unused Sites	92/69047-00-000	SAN MATEO UNION HIGH	SAN MATEO
Unused Sites	92/69039-00-000	SAN MATEO-FOSTER CITY	SAN MATEO
Unused Sites	92/63214-00-000	SAN PASQUAL VALLEY UNIFIED	IMPERIAL
Unused Sites	92/66670-00-000	SANTA ANA UNIFIED	ORANGE
Unused Sites	92/76786-00-000	SANTA BARBARA UNIFIED	SANTA BARBARA
Unused Sites	92/69674-00-000	SANTA CLARA UNIFIED	SANTA CLARA
SFP – Mod.	57/69823-00-014	SANTA CRUZ CITY HIGH	SANTA CRUZ
SFP - Mod.	57/64980-00-000	SANTA MONICA-MALIBU UNIFIED	LOS ANGELES
Unused Sites	92/64980-00-000	SANTA MONICA-MALIBU UNIFIED	LOS ANGELES
Unused Sites	92/76828-00-000	SANTA PAULA UNIFIED	VENTURA
Unused Sites	92/68361-00-000	SANTEE ELEMENTARY	SAN DIEGO
Unused Sites	92/73742-00-000	SIERRA SANDS UNIFIED	KERN
Unused Sites	92/75275-00-000	SIERRA UNIFIED	FRESNO

ATTACHMENT A

Approved Consent Items on 12/03/2024

Program	Application No.	School District	County Name
Unused Sites	92/72603-00-000	SIMI VALLEY UNIFIED	VENTURA
Unused Sites	92/73957-00-000	SNOWLINE JOINT UNIFIED	SAN BERNARDINO
Unused Sites	92/72611-00-000	SOMIS UNION ELEMENTARY	VENTURA
Unused Sites	92/72389-00-000	SONORA UNION HIGH	TUOLUMNE
SFP - Mod.	57/65029-00-000	SOUTH PASADENA UNIFIED	LOS ANGELES
Unused Sites	92/65029-00-000	SOUTH PASADENA UNIFIED	LOS ANGELES
Unused Sites	92/63776-00-000	SOUTHERN KERN UNIFIED	KERN
Unused Sites	92/72132-00-000	SPRINGVILLE UNION ELEMENTARY	TULARE
Unused Sites	92/63792-00-000	STANDARD ELEMENTARY	KERN
Unused Sites	92/68676-00-000	STOCKTON UNIFIED	SAN JOAQUIN
Unused Sites	92/69690-00-000	SUNNYVALE ELEMENTARY	SANTA CLARA
Unused Sites	92/65896-00-000	SURPRISE VALLEY JOINT UNIFIED	MODOC
SFP - Mod.	57/71449-00-000	SUTTER UNION HIGH	SUTTER
SFP - Mod.	57/71449-00-003	SUTTER UNION HIGH	SUTTER
Unused Sites	92/68411-00-000	SWEETWATER UNION HIGH	SAN DIEGO
Unused Sites	92/71290-00-000	SYLVAN UNION ELEMENTARY	STANISLAUS
Unused Sites	92/66944-00-000	TAHOE-TRUCKEE UNIFIED	PLACER
Unused Sites	92/65482-00-000	TAMALPAIS UNION HIGH	MARIN

ATTACHMENT A

Approved Consent Items on 12/03/2024

Program	Application No.	School District	County Name
Unused Sites	92/63826-00-000	TEHACHAPI UNIFIED	KERN
Unused Sites	92/10520-00-000	TEHAMA COUNTY OFFICE OF EDUCATION	TEHAMA
SFP - Mod.	57/61549-00-007	THERMALITO UNION	BUTTE
SFP - Mod.	57/61549-00-000	THERMALITO UNION	BUTTE
SFP - New Constr.	50/70565-00-000	TRAVIS UNIFIED	SOLANO
Unused Sites	92/70565-00-000	TRAVIS UNIFIED	SOLANO
Unused Sites	92/72231-00-000	TULARE CITY ELEMENTARY	TULARE
Unused Sites	92/76505-00-000	TWIN RIVERS UNIFIED	SACRAMENTO
Unused Sites	92/69708-00-000	UNION ELEMENTARY	SANTA CLARA
SFP - Mod.	57/75242-00-009	VAL VERDE UNIFIED	RIVERSIDE
SFP – Mod.	57/75242-00-010	VAL VERDE UNIFIED	RIVERSIDE
SFP – Mod.	57/75242-00-011	VAL VERDE UNIFIED	RIVERSIDE
Unused Sites	92/75242-00-000	VAL VERDE UNIFIED	RIVERSIDE
Unused Sites	92/61580-00-000	VALLECITO UNION ELEMENTARY	CALAVERAS
SFP - Mod.	57/70581-00-021	VALLEJO CITY UNIFIED	SOLANO
SFP - Mod.	57/70581-00-022	VALLEJO CITY UNIFIED	SOLANO
SFP - Mod.	57/70581-00-000	VALLEJO CITY UNIFIED	SOLANO
Unused Sites	92/70581-00-000	VALLEJO CITY UNIFIED	SOLANO

ATTACHMENT A

Approved Consent Items on 12/03/2024

Program	Application No.	School District	County Name
Unused Sites	92/75614-00-000	VALLEY CENTER-PAUMA	SAN DIEGO
Unused Sites	92/72652-00-000	VENTURA UNIFIED	VENTURA
Unused Sites	92/67918-00-000	VICTOR ELEMENTARY	SAN BERNARDINO
Unused Sites	92/72256-00-000	VISALIA UNIFIED	TULARE
Unused Sites	92/69344-00-000	VISTA DEL MAR UNION ELEMENTARY	SANTA BARBARA
Unused Sites	92/63859-00-000	WASCO UNION HIGH	KERN
Unused Sites	92/76778-00-000	WASHINGTON UNIFIED	FRESNO
Unused Sites	92/72694-00-000	WASHINGTON UNIFIED	YOLO
SFP - Mod.	57/70482-00-000	WEED UNION ELEMENTARY	SISKIYOU
Unused Sites	92/61796-00-000	WEST CONTRA COSTA UNIFIED	CONTRA COSTA
Unused Sites	92/65102-00-000	WESTSIDE UNION ELEMENTARY	LOS ANGELES
Unused Sites	92/64204-00-000	WESTWOOD UNIFIED	LASSEN
Unused Sites	92/72769-00-000	WHEATLAND UNION HIGH	YUBA
Unused Sites	92/65136-00-000	WILLIAM S. HART UNION HIGH	LOS ANGELES
SFP - New Constr.	50/61622-00-002	WILLIAMS UNIFIED	COLUSA
SFP - New Constr.	50/61622-00-003	WILLIAMS UNIFIED	COLUSA
FDK - New Constr.	70/70490-00-001	WILLOW CREEK ELEMENTARY	SISKIYOU
SFP - Mod.	57/75358-00-005	WINDSOR UNIFIED	SONOMA

ATTACHMENT A

Approved Consent Items on 12/03/2024

Program	Application No.	School District	County Name
SFP - New Constr.	50/75358-00-000	WINDSOR UNIFIED	SONOMA
SFP - Mod.	57/75358-00-000	WINDSOR UNIFIED	SONOMA
Unused Sites	92/72702-00-000	WINTERS JOINT UNIFIED	YOLO
Unused Sites	92/71464-00-000	YUBA CITY UNIFIED	SUTTER

Executive Officer Statement

EXECUTIVE OFFICER STATEMENT
State Allocation Board Meeting, January 22, 2025

SCHOOL DISTRICTS IMPACTED BY SOUTHERN CALIFORNIA WILDFIRES

On January 7, Governor Newsom proclaimed a State of Emergency in Los Angeles and Ventura Counties due to severe windstorm conditions and multiple wildfires. As part of the continuing response to this emergency, Governor Newsom issued Executive Order N-6-25 on January 14, to aid schools in responding to and recovering from the fires. The Executive Order includes coordinated support from multiple state agencies who are engaging with local educational agencies with schoolsites destroyed or damaged by the fires, to support them in developing a plan for temporarily housing displaced students and repairing and rebuilding the impacted schools, as appropriate.

The Office of Public School Construction (OPSC) is conducting coordinated outreach with seven other state agencies to assist school districts and charter schools impacted by the fires. Additionally, OPSC is providing impacted school districts and charter schools with information on potential funding options, including:

- Applying for funding under the Facility Hardship Program;
- Requesting interim housing or other assistance from the State Allocation Board (Board) under the new disaster response authority in Proposition 2; and
- Applying for additional funding opportunities under other Board programs, including New Construction, Modernization, and the Charter School Facilities Program.

OPSC is committed to assisting local educational agencies navigating the challenges of this emergency. OPSC encourages school districts impacted by the recent fires to reach out to the Facility Hardship Program Team to discuss potential funding options. More information about the Facility Hardship Program may be found on OPSC's [website](#).

Based on reports of several charter schools displaced from schoolsites that sustained significant damage from the fires, OPSC is evaluating the impact and potential need to extend timelines for the Charter School Facility Program filing round currently scheduled to open on May 4, 2025. During periods of emergency proclaimed by the Governor, existing regulations direct the Executive Officer to provide relief to school districts and maintain equitable participation in Board programs, which may include extending deadlines. OPSC will provide an update at the February 26, 2025 meeting.

TIME EXTENSIONS DUE TO STATE OF EMERGENCY

An online extension request form is available for school districts that are unable to meet OPSC's response deadlines during a State of Emergency declared by the Governor. OPSC will review the request and, if approved, will send an approval of the request to the District Representative. The Online Extension Request Form Link can be found at: <https://tinyurl.com/ufrq6wm>.

GOVERNOR'S PROPOSED 2025-26 STATE BUDGET

On January 10, 2025, Governor Newsom released his proposed budget for the 2025-26 fiscal year. Of interest to the Board is a proposal for the Department of General Services (DGS) to implement and administer Proposition 2. Specifically, the proposal includes:

- Approximately \$12.2 million and 14 positions in 2025-26 proposed for OPSC as the first annual investment of \$59.5 million over a five-year period from the 2024 State School Facilities Fund; and
- \$356,000 ongoing from various funds and 2 positions for other DGS divisions to support implementation and administration of Proposition 2.

The proposal assumes application processing remains at the recent rate of approximately \$1.5 billion annually. The proposal is subject to change during the annual budget development process.

Today's Agenda includes an item for the Board to consider reserving state agency administrative costs from Proposition 2 bond authority for the estimated five-year period during which the funds will be allocated to projects.

PROPOSITION 2 STAKEHOLDER MEETINGS

As previously announced, OPSC will conduct a series of stakeholder meetings on behalf of the Board to propose regulatory amendments to implement Proposition 2. The first of these meetings will be held on January 30 and February 13. After discussion with stakeholders, staff will present recommendations to the Board beginning in early 2025, followed by submittal of these emergency regulations to the Office of Administrative Law. Details of the upcoming stakeholder meetings will be announced in email blasts to school districts and stakeholders.

ANNUAL ADJUSTMENT TO THE SCHOOL FACILITY PROGRAM GRANTS AND INDEX ADJUSTMENT ON THE ASSESSMENT FOR DEVELOPMENT

As part of today's Agenda, we are presenting the annual adjustment to the SFP grants based on the statewide cost index for Class B construction. The adjustment recommended is an increase of 0.49 percent.

NEXT MEETING

The next meeting is scheduled for Wednesday, February 26, 2025. The time and location of the meeting will be determined and announced at a later date.

Consent

State of California
State Allocation Board

SCHOOL FACILITY PROGRAM

This Resolution of the State Allocation Board (hereafter referred to as the “Board”) is applicable to the appropriate sections of the Education Code and is described and filed in the office of the Executive Officer and will be made available to all interested parties as the Resolution pertains to the documents attached hereto. Said documents were acted upon by the Board at its meeting on January 22, 2025.

WHEREAS, the Board has previously approved or determined to be approvable a number of projects for construction or modernization eligibility of facilities for school districts and is making apportionments and/or unfunded approvals for the grant amounts for projects that meet the Board’s criteria for the apportionment of grants pursuant to Education Code Sections 17072.10, 17078.52, 17078.70, 17079 or 17074.10 or Board Regulations 1859.81.1 or 1859.83;

WHEREAS, Treasury Regulations Section 1.150-2 require the State (on whose behalf the Board is acting) to declare its reasonable intent to provide grant funding to school districts, in accordance with Board policy and law, for costs of the projects with proceeds of State bonds.

NOW THEREFORE, BE IT RESOLVED:

1. This Resolution is adopted by the Board for the purposes of establishing compliance with Treasury Regulations Section 1.150-2 and this Resolution does not bind the Board to make any additional apportionment or bind the State to incur any indebtedness.
2. The Board anticipates that some or all of the school districts listed on the list of “Projects” referred to in this Resolution will pay certain capital expenditures in connection with some or all of the project’s cost prior to the issuance of bonds by the State to pay for the grants for the projects. The reimbursement of such costs is consistent with the State’s budgetary and financial circumstances, and in accordance with Board policy, as no other funds or accounts of the State have been budgeted or are available to pay the costs of the projects on either a short-term or a long-term basis.
3. The Board, acting on behalf of the State, hereby declares that it is the State’s official intent to use proceeds of general obligation bonds and/or General Fund proceeds that may become available for such purpose, consistent with the requirements of law that are in effect at the time the funds are available, to provide grants, in accordance with applicable, laws and regulations.
4. This Resolution shall be continuously available for inspection by the general public during normal business hours at the offices of the Board at 707 3rd Street, West Sacramento, California, commencing within one week after the date of enactment of this Resolution.
5. Any eligibility determination does not constitute a commitment of future funding by the Board.

SCHOOL FACILITY PROGRAM ELIGIBILITY ESTABLISHMENTS

PURPOSE OF REPORT

To present the Districts' requests for School Facility Program (SFP) eligibility approval.

DESCRIPTION

The school districts shown in the following sections have complied with State Allocation Board (Board) regulations regarding new construction or modernization eligibility determinations for the projects listed.

RECOMMENDATIONS

1. Approve the eligibility determinations for the districts/projects shown on the Attachment.
2. Provide that this approval of eligibility determination for the districts/projects listed does not constitute a commitment for future funding by the Board.
3. For purposes of any application for funding, provide that the district must comply with all requirements of law and regulations pertaining to the SFP.

ELIGIBILITY APPROVALS MODERNIZATION

<u>District</u>	<u>School Name</u>	<u>County</u>	<u>Application Number 57/</u>	<u>Justification Document Date</u>	<u>Site Baseline Eligibility K-6</u>	<u>Site Baseline Eligibility 7-8</u>	<u>Site Baseline Eligibility 9-12</u>	<u>Site Baseline Eligibility Non Severe</u>	<u>Site Baseline Eligibility Severe</u>
Santa Ana Unified	Raymond A. Villa Fundamental Intermediate	Orange	57/66670-00- 000	11/18/2024	0	1,376	0	20	0

SCHOOL FACILITY PROGRAM ELIGIBILITY ADJUSTMENTS

PURPOSE OF REPORT

To adjust the baseline eligibility for new construction and modernization projects under the Leroy F. Greene School Facilities Act of 1998.

DESCRIPTION

The districts listed on Attachment A have received eligibility approval for new construction. There has been a change in their baseline in accordance with the California Code of Regulations relating to the Leroy F. Greene School Facilities Act of 1998, Section 1859.51.

The districts listed on Attachment B have received eligibility approval for modernization. There has been a change in their baseline in accordance with the California Code of Regulations relating to the Leroy F. Greene School Facilities Act of 1998, Section 1859.61.

RECOMMENDATIONS

1. Approve an adjustment to the new construction eligibility baseline determination as shown on Attachment A.
2. Approve an adjustment to the modernization eligibility baseline determination as shown on Attachment B.
3. Provide that this approval of adjusted eligibility determination does not constitute a commitment for future funding by the State Allocation Board.

KEY TO ADJUSTMENTS

NEW CONSTRUCTION ONLY

- (a) Reduced by the number of pupils provided grants in a new construction School Facility Program (SFP) project and by the number of pupils that received a Preliminary Apportionment pursuant to Section 1859.140 or a Preliminary Charter School Apportionment pursuant to Regulation Section 1859.162.2.
- (b) Reduced by the number of pupils housed, based on the loading standards pursuant to Ed. Code Section 17071.25(a)(2)(A), in a new construction LPP project funded under the provisions of the LPP pursuant to Regulation Section 1859.12 or 1859.13.
- (c) Reduced by the number of pupils housed in additional classrooms constructed or purchased based on the loading standards, pursuant to Ed. Code Section 17071.25(a)(2)(A), in a modernization SFP project.
- (d) Adjusted as a result of audit findings made pursuant to Regulation Sections 1859.90 and 1859.105.
- (e) Increased/decreased by changes in projected enrollment in subsequent enrollment reporting years, except as provided in (j) below.
- (f) Adjusted as a result of errors or omissions by the district or by the Office of Public School Construction (OPSC).
- (g) Adjusted as result of amendments to the SFP Regulations that affect the eligibility.
- (h) Increased by the number of pupils eligible for grants pursuant to Regulation Section 1859.82.1(b)(4)(A) or 1859.82.2(b)(4)(A).
- (i) Reduced by the number of pupils housed in classrooms provided after the baseline eligibility was determined by the State Allocation Board, with 12 exceptions at Regulation Section 1859.51(i).
- (j) For Small School Districts, following a 3-year period after the district's eligibility was approved by the Board, decreased by any reduction in projected enrollment, and by any increase in pupils in the latest CDE operational grant report per Ed. Code Sec. 42268.
- (k) Adjusted for any changes in classroom inventory as a result of a reorganization election.
- (l) For classroom loading standards adopted by the Board for non-severely and severely disabled individuals with exceptional needs.
- (m) As directed by the SAB due to finding a Material Inaccuracy pursuant to Section 1859.104.1.
- (n) Increased by the number of pupils that received a Preliminary Apportionment that was rescinded pursuant to Section 1859.148 or a Preliminary Charter School Apportionment that was rescinded pursuant to Section 1859.166.
- (o) Adjusted for operational grant changes as determined/provided by the California Department of Education.
- (p) For High School Attendance Area (HSAA) districts with Preliminary Apportionments within the 2002 or 2004 Critically Overcrowded School Facilities Account, adjusted in accordance with Regulation Section 1859.51(p)(1), (2), or (3).
- (q) Adjusted by the difference between the Alternative Enrollment Projection for the current enrollment reporting year and the projected enrollment determined pursuant to Section 1859.42 for the current enrollment reporting year, or by the eligibility remaining from this calculation that can no longer be utilized if the funds made available pursuant to EC Section 17071.75(a)(1)(A) have been exhausted.
- (r) Adjusted per Ed. Code Sec. 17071.75(b)(2) by the number of pupils housed, based on the loading standards per Ed. Code Sec. 17071.25(a)(2)(A), in any classroom(s) where title was relinquished to the School District receiving the transferred classrooms.
- (s) Increased by the capacity of classrooms included in an approved application, with two qualifiers that must be met in Regulation Section 1859.51(s).

KEY TO ADJUSTMENTS

MODERNIZATION ONLY

- (a) Reduced by the number of pupils provided grants in a modernization SFP project or CSFP Rehabilitation project at the specific site.
- (b) Reduced by the number of pupils housed, based on the loading standard pursuant to EC Section 17071.25(a)(2), in a modernization LPP project funded under the LPP pursuant to Regulation Section 1859.14 and 1859.15.
- (c) Increased by changes in projected enrollment in subsequent enrollment reporting years.
- (d) (1) Increased for additional facilities not previously modernized with State funds, that become 25 years old, if permanent, or 20 years old, if portable or, (2) as a result of audit findings made pursuant to Regulation Sections 1859.90 and 1859.105.
- (e) Adjusted as a result of errors or omissions by the district or by the OPSC.
- (f) Adjusted as result of amendments to the Subgroup 5.5 Regulations that affect the eligibility.
- (g) For classroom loading standards adopted by the Board for non-severely and severely disabled individuals with exceptional needs.
- (h) As directed by the SAB due to finding a Material Inaccuracy pursuant to Regulation Section 1859.104.1.
- (i) Increased for facilities previously modernized with State funds, which qualify for an additional modernization apportionment pursuant to Regulation Section 1859.78.8.
- (j) Adjusted as a result of the Reconfiguration of an existing high school under the Small High School Program.
- (k) Decreased for facilities that were deemed eligible for modernization pursuant to Regulation Sections 1859.60 and 1859.61(d) and subsequently replaced, or will be replaced under a signed contract for construction or acquisition of facilities, in a project funded by the district without participation from the State.
- (l) Adjusted as a result of replaced eligible portables funded with the Overcrowding Relief Grant, per Ed. Code Section 17079 et seq.
- (m) Adjusted upon Board approval of the local school board resolution acknowledging that the buildings have been removed from K-12 use.
- (n) (1) Adjusted for a Facility Hardship or Seismic Mitigation replacement project pursuant to Regulation Section 1859.61(l)(1) or, (2) Adjusted for a Facility Hardship or Seismic Mitigation replacement project pursuant to Regulation Section 1859.61(l)(2).

State Allocation Board Meeting, January 22, 2025
ATTACHMENT A

District: Arcohe Union Elementary
Attendance Area: District-Wide
County: Sacramento
Application Number: 50/67280-00-000

	Type of Adj.	K-6	7-8	9-12	Non-Severe	Severe
Current Baseline Eligibility		237	64	0	38	10
Adjustment Per This Item	e	-129	-17	0	-12	-10
Net Baseline Eligibility		108	47	0	26	0

District: Butteville Union Elementary
Attendance Area: District-Wide
County: Siskiyou
Application Number: 50/70201-00-000

	Type of Adj.	K-6	7-8	9-12	Non-Severe	Severe
Current Baseline Eligibility		24	19	0	13	5
Adjustment Per This Item	e	26	-10	0	-13	-3
Net Baseline Eligibility		50	9	0	0	2

District: Chula Vista Elementary
Attendance Area: Otay Ranch
County: San Diego
Application Number: 50/68023-04-000

	Type of Adj.	K-6	7-8	9-12	Non-Severe	Severe
Current Baseline Eligibility		2,086	0	0	19	16
Adjustment Per This Item	e	121	0	0	40	40
Adjustment Per This Item	f	0	0	0	16	-16
Net Baseline Eligibility		2,207	0	0	75	40

District: Paso Robles Joint Unified
Attendance Area: District-Wide
County: San Luis Obispo
Application Number: 50/75457-00-000

	Type of Adj.	K-6	7-8	9-12	Non-Severe	Severe
Current Baseline Eligibility		218	-180	-400	0	-41
Adjustment Per This Item	e	-536	-133	-243	20	-13
Net Baseline Eligibility		-318	-313	-643	20	-54

State Allocation Board Meeting, January 22, 2025

ATTACHMENT A

District: San Juan Unified

Attendance Area: HSA 06 - Mesa Verde

County: Sacramento

Application Number: 50/67447-06-000

	Type of Adj.	K-6	7-8	9-12	Non-Severe	Severe
Current Baseline Eligibility		-1,955	-400	-421	-12	-7
Adjustment Per This Item	c	0	-162	0	0	0
Net Baseline Eligibility		-1,955	-562	-421	-12	-7

District: South Pasadena Unified

Attendance Area: District-Wide

County: Los Angeles

Application Number: 50/65029-00-000

	Type of Adj.	K-6	7-8	9-12	Non-Severe	Severe
Current Baseline Eligibility		343	15	-128	6	-15
Adjustment Per This Item	e	32	6	9	7	1
Net Baseline Eligibility		375	21	-119	13	-14

State Allocation Board Meeting, January 22, 2025
ATTACHMENT B

District: Anaheim Union High
School Name: Ball Junior High
County: Orange
Application Number: 57/66431-00-000

	Type of Adj.	K-6	7-8	9-12	Non-Severe	Severe
Current Baseline Eligibility		0	138	0	14	17
Adjustment Per This Item	d1	0	29	0	1	0
Adjustment Per This Item	d1	0	14	0	0	0
Adjustment Per This Item	e	0	0	0	1	0
Net Baseline Eligibility		0	181	0	16	17

District: Cloverdale Unified
School Name: Jefferson Elementary
County: Sonoma
Application Number: 57/70656-00-000

	Type of Adj.	K-6	7-8	9-12	Non-Severe	Severe
Current Baseline Eligibility		33	0	0	0	0
Adjustment Per This Item	e	0	0	0	0	0
Adjustment Per This Item	e	0	0	0	-8	0
Adjustment Per This Item	e	0	0	0	5	0
Adjustment Per This Item	d1	0	0	0	3	0
Adjustment Per This Item	c	11	0	0	-3	-6
Net Baseline Eligibility		44	0	0	-3	-6

District: Glendale Unified
School Name: Franklin (Benjamin) Elementary
County: Los Angeles
Application Number: 57/64568-00-000

	Type of Adj.	K-6	7-8	9-12	Non-Severe	Severe
Current Baseline Eligibility		29	0	0	-15	-14
Adjustment Per This Item	e	-5	0	0	0	0
Adjustment Per This Item	g	-7	0	0	8	0
Adjustment Per This Item	f	-17	0	0	7	14
Adjustment Per This Item	d1	15	0	0	1	0
Adjustment Per This Item	c	148	0	0	19	5
Adjustment Per This Item	d1	109	0	0	6	0
Net Baseline Eligibility		272	0	0	26	5

State Allocation Board Meeting, January 22, 2025

ATTACHMENT B

District: Long Beach Unified
 School Name: Fremont Elementary
 County: Los Angeles
 Application Number: 57/64725-00-000

	Type of Adj.	K-6	7-8	9-12	Non-Severe	Severe
Current Baseline Eligibility		459	0	0	0	0
Adjustment Per This Item	d1	0	0	0	0	0
Adjustment Per This Item	c	51	0	0	10	7
Adjustment Per This Item	d1	40	0	0	1	0
Adjustment Per This Item	d1	19	0	0	0	0
Net Baseline Eligibility		569	0	0	11	7

District: Lucia Mar Unified
 School Name: Dana Elementary
 County: San Luis Obispo
 Application Number: 57/68759-00-000

	Type of Adj.	K-6	7-8	9-12	Non-Severe	Severe
Current Baseline Eligibility		16	0	0	-15	-1
Adjustment Per This Item	e	-7	0	0	0	0
Adjustment Per This Item	g	-10	0	0	11	0
Adjustment Per This Item	f	-6	0	0	4	1
Adjustment Per This Item	d1	199	0	0	4	0
Net Baseline Eligibility		192	0	0	4	0

District: Oakland Unified
 School Name: Fremont Senior High
 County: Alameda
 Application Number: 57/61259-00-000

	Type of Adj.	K-6	7-8	9-12	Non-Severe	Severe
Current Baseline Eligibility		0	0	1,169	40	0
Adjustment Per This Item	d1	0	0	103	3	0
Net Baseline Eligibility		0	0	1,272	43	0

State Allocation Board Meeting, January 22, 2025

ATTACHMENT B

District: San Juan Unified

School Name: Sylvan Middle (Aka Citrus Heights Elementary)

County: Sacramento

Application Number: 57/67447-00-000

	Type of Adj.	K-6	7-8	9-12	Non-Severe	Severe
Current Baseline Eligibility		0	16	0	2	0
Adjustment Per This Item	e	0	-16	0	-2	0
Adjustment Per This Item	c	0	12	0	-1	-2
Adjustment Per This Item	d1	0	616	0	13	0
Net Baseline Eligibility		0	628	0	12	-2

District: Santa Monica-Malibu Unified

School Name: Adams (John) Middle

County: Los Angeles

Application Number: 57/64980-00-000

	Type of Adj.	K-6	7-8	9-12	Non-Severe	Severe
Current Baseline Eligibility		0	22	0	-12	-10
Adjustment Per This Item	e	0	0	0	0	0
Adjustment Per This Item	g	0	-22	0	12	10
Adjustment Per This Item	c	0	-107	0	-12	28
Net Baseline Eligibility		0	-107	0	-12	28

District: Santa Monica-Malibu Unified

School Name: Santa Monica High

County: Los Angeles

Application Number: 57/64980-00-000

	Type of Adj.	K-6	7-8	9-12	Non-Severe	Severe
Current Baseline Eligibility		0	0	42	-24	-18
Adjustment Per This Item	g	0	0	-42	24	18
Adjustment Per This Item	c	0	0	-412	-24	64
Adjustment Per This Item	c	0	0	33	0	14
Net Baseline Eligibility		0	0	-379	-24	78

SCHOOL FACILITY PROGRAM NEW CONSTRUCTION ELIGIBILITY - INTERIM HOUSING EXTENSION REQUEST

SCHOOL DISTRICT DATA

School District: Trona Joint Unified
Application Number: 51/67892-00-001
Total District Enrollment: 248
County: San Bernardino

School Name: Trona High
Project Grade Level: 7-12
Financial Hardship: No

PURPOSE OF REPORT

To present the District's request for the State Allocation Board (Board) to approve a three-year extension beyond the five years permitted by School Facility Program (SFP) Regulations to enable the District to continue providing interim housing for the SFP Facility Hardship Replacement project at Trona High School, application number 51/67892-00-001.

DESCRIPTION

The District submitted an SFP Facility Hardship Replacement application to relocate and rebuild Trona High School after the site suffered significant damage sustained from two earthquakes recorded as magnitudes 6.4 and 7.1 in July 2019. To facilitate the needs for both the elementary school site and the high school site, the District leased six interim portable classrooms to house their students and staff. The first five interim portable classrooms were leased on August 9, 2019. An additional interim portable classroom was leased on October 25, 2019.

Per SFP Regulations, a District's baseline eligibility for new construction must be adjusted to account for any classrooms added to a site after a District's new construction baseline eligibility was determined by the Board, with a few notable excepted types of classrooms. One of these excepted types of classrooms is a portable classroom(s) that needs to be leased beyond five years to provide interim housing during the construction of a project as long as the cumulative lease term does not exceed a specified time period "as determined by the SAB [the Board] not to exceed three years" for each project.

Given the District's current use of the interim housing portable classrooms, the District is requesting a three-year extension, beyond the five years permitted, to continue to provide interim housing before the classrooms must be accounted for on the District's baseline eligibility for new construction.

The District understands that the six interim portable classrooms have surpassed their permitted five-year period and are asking the Board to consider their interim housing extension request on a retroactive basis. If the District's request is approved, the District will have until August 9, 2027 to end the lease of their first five interim portable classrooms. The District will have until October 25, 2027 to end the lease of their last interim portable classroom.

AUTHORITY

See Attachment A.

BACKGROUND

Project History

In July 2019, the District suffered significant damage sustained from two earthquakes recorded as magnitudes 6.4 and 7.1. As a result of the damage, the District was forced to temporarily relocate their high school students to the Trona Elementary School site. To facilitate the needs of both the elementary school site and the high school site, six interim portable classrooms were brought in to house their students and staff. The first five interim portable classrooms were leased on August 9, 2019. An additional interim portable classroom was leased on October 25, 2019.

In the month and years after the earthquakes, the District continuously worked with multiple state agencies and various experts to inspect and analyze the conditions of the high school facilities and soils. After the information was received and reviewed by the governing agencies, it was determined that the high school was damaged beyond repair and a new facility would need to be built on a new location.

In the years following this determination, the District worked with a design team and the required state agencies to design a new high school facility. The plans received approval from the Division of the State Architect (DSA) on January 19, 2023.

After receiving further approvals from California Department of Education (CDE) and concurrence on the soil issues at the former site by the California Geological Survey (CGS), a request for funding was submitted to the Office of Public School Construction (OPSC).

The District's submittal was for SFP Facility Hardship Replacement funding for a project that involved replacing the current Trona High School site at a location nearby the original site due to the soil conditions and the Ridgecrest earthquake in July 2019 causing structural safety issues to the existing buildings. Two reports by Leighton Consulting, Inc. recommended against further construction at the original site location because the ground preparation and structural work that would need to be addressed, considering the adverse soil conditions, were more significant and expansive than in other locations. A report by KNA Structural Engineers also recommended that the existing Trona High School campus be abandoned and reconstructed at a different location with better geological characteristics. Given the significant health and safety threat to students and staff posed by the adverse soil conditions and earthquake damage, the District determined that the best and most cost-effective method to mitigate these threats would be to abandon the current site location and reconstruct the campus at an alternate District-owned location. The District's SFP Facility Hardship Replacement project at Trona High School, application number 51/67892-00-001, was approved at the June 28, 2023 Board meeting.

On October 2, 2023, the construction for the new Trona High School site began and the project has an expected completion date of June 19, 2026.

BACKGROUND (cont.)

Application for Funding

Trona High School is a high school serving Seventh Grade through Twelfth Grade. This school is in the Trona Joint Unified School District, which is a K-12 school district located in rural San Bernardino County. The District currently serves a student population of 248 pupils.

On February 14, 2023, the District submitted an SFP Facility Hardship Replacement application, application number 51/67892-00-001, to OPSC. The District received an Apportionment in the amount of \$19,676,906.00 for the application on June 28, 2023. A copy of the District's June 28, 2023 Board approval is attached as Attachment B.

The scope of the application included the approval for six classrooms, a non-severe special education classroom, a severe special education classroom, a science lab, an arts and crafts classroom, an industrial tech classroom, a wood shop classroom, a weight room, and the following core facilities: administration; custodial; gymnasium; kitchen; library; locker; mechanical; multi-purpose; platform; serving kitchen; shower; small group instruction; storage; teacher work room; and toilets.

STAFF ANALYSIS/STATEMENTS

District Position

Citing the need to house their displaced students and staff from the original Trona High School site after significant damage was sustained at the school site from two earthquakes in July 2019, the District requests the Board to allow for a three-year extension beyond the five-year period allowed in SFP Regulation Section 1859.51(i)(5). This section of the SFP Regulations allows for the District to have portable classrooms on a site to provide interim housing during a project without the District's new construction baseline needing to be adjusted for added capacity. If the District's request is approved, the District will have until August 9, 2027 to end the lease of their first five interim portable classrooms. The District will have until October 25, 2027 to end the lease of their last interim portable classroom.

The full text of the District's request is included as Attachment C.

Staff Position

To house students and staff displaced by significant damage sustained at the original Trona High School site from two earthquakes in July 2019, the District determined that they needed to lease six interim portable classrooms. The District worked diligently with multiple state agencies, various respected experts, and a design team to determine the significance of the damage at the high school site and to design a new high school facility. Given the factors surrounding this event and the timelines needed to inspect; analyze; design; and construct the new Trona High School site, the District still needs these six portable classrooms to provide interim housing for their displaced students and staff until the new buildings are fully constructed and are ready to be occupied. The District is currently expecting the project to be completed on June 19, 2026.

STAFF ANALYSIS/STATEMENTS (cont.)

SFP Regulation Section 1859.51(i)(5) states that portable classrooms that need to be leased beyond five years to provide interim housing can be excluded from the District's baseline eligibility for new construction as long as "the cumulative lease term does not exceed a specified time period as determined by the SAB [the Board] not to exceed three years on each qualifying project". This regulation renders the District's request permissible under the Program if the Board approves the request. The request cannot be resolved administratively as the SFP Regulations explicitly require the Board's approval.

Staff believes that the District's request for a three-year extension is allowable under SFP Regulations. A three-year extension would ensure that the District can continue to adequately house their displaced students and staff from the original Trona High School site while the new Trona High School site is being constructed. If the District's request is approved, the District will have until August 9, 2027 to end the lease of their first five interim portable classrooms. The District will have until October 25, 2027 to end the lease of their last interim portable classroom. Staff supports the District's three-year extension request.

RECOMMENDATIONS

1. Approve the District's extension request for five interim housing portables until August 9, 2027.
2. Approve the District's extension request for one interim housing portable until October 25, 2027.

AUTHORITY

Education Code (EC) Section 17070.35.

(a) In addition to all other powers and duties as are granted to the board by this chapter, other statutes, or the California Constitution, the board shall do all of the following:

(1) Adopt rules and regulations, pursuant to the rulemaking provisions of the Administrative Procedure Act, Chapter 3.5 (commencing with Section 11340) of Part 1 of Division 3 of Title 2 of the Government Code, for the administration of this chapter. However, the board shall have no authority to set the level of the fees of any architect, structural engineer, or other design professional on any project. The initial regulations adopted pursuant to this chapter shall be adopted as emergency regulations, and the circumstances related to the initial adoption are hereby deemed to constitute an emergency for this purpose. The initial regulations adopted pursuant to this chapter shall be adopted by November 4, 1998. If the initial regulations are not adopted by that date, the board shall report to the Legislature by that date, explaining the reasons for the delay.

(2) Establish and publish any procedures and policies in connection with the administration of this chapter as it deems necessary.

(3) Determine the eligibility of school districts to receive apportionments under this chapter.

(4) Apportion funds to eligible school districts under this chapter.

(b) The board shall review and amend its regulations as necessary to adjust its administration of this chapter to conform with the act that amended this section to add this subdivision. Regulations adopted pursuant to this subdivision shall be adopted by November 5, 2002, and shall be adopted as emergency regulations in accordance with the rulemaking provisions of the Administrative Procedure Act (Chapter 3.5 (commencing with Section 11340) of Part 1 of Division 3 of Title 2 of the Government Code). The adoption of any emergency regulation pursuant to this subdivision filed with the Office of Administrative Law shall be deemed to be an emergency and necessary for the immediate preservation of the public peace, health and safety, or general welfare. Notwithstanding subdivision (e) of Section 11346.1 of the Government Code, any emergency regulation adopted pursuant to this section shall remain in effect for no more than 365 days unless the board has complied with Sections 11346.2 to 11348, inclusive, of the Government Code.

School Facility Program (SFP) Regulation Section 1859.2 states in part:

“Interim Housing” means the rental or lease of classrooms used to house pupils temporarily displaced as a result of the modernization of classroom facilities.

SFP Regulation Section 1859.51. Adjustments to the New Construction Baseline Eligibility.

The baseline eligibility for new construction determined on the Form SAB 50-03 will be adjusted as follows:

[...]

ATTACHMENT A

(i) Reduced by the number of pupils housed, based on loading standards pursuant to Education Code Section 17071.25(a)(2)(A), in any Classroom Provided after the baseline eligibility was determined by the Board with the exception of those pupils housed or to be housed in a classroom:

[...]

(5) That is a portable classroom that needs to be leased beyond five years to provide interim housing in a modernization or new construction project provided the cumulative lease term does not exceed a specified time period as determined by the SAB not to exceed three years on each qualifying project. For this purpose, a project means all work contained in a single set of construction plans.

SCHOOL DISTRICT DATA

School District: TRONA JOINT UNIFIED
Application Number: 51/67892-00-001
Total District Enrollment: 247
County: SAN BERNARDINO

School Name: TRONA HIGH
Project Grade Level: 7-12
Financial Hardship: NO

PURPOSE OF REPORT

To request State Allocation Board (Board) approval of the District's request for approval of the New School Project Excessive Cost Hardship grant as part of the Apportionment for its Facility Hardship Program replacement funding application at Trona High School, despite the District's request to retain an existing storage building with restroom facilities and football field.

AUTHORITY

See Attachment A.

BACKGROUND

The District is a rural K-12 district located in the remote Searles Valley area of San Bernardino County. The District currently serves a student population of 247. Trona High School was originally constructed in the early 1940s and currently has a student enrollment of 116.

Scope of Project

The District is replacing the current Trona High School site at a location nearby the original site due to soil conditions and the Ridgecrest earthquake in July 2019, causing structural safety issues to the existing buildings. Two reports by Leighton Consulting, Inc. recommend against further construction at the current site location because the ground preparation and structural work that would need to be addressed, considering the adverse soil conditions are more significant and expansive than in other locations. A report by KNA Structural Engineers also recommended that the existing Trona High School campus be abandoned and reconstructed at a different location with better geological characteristics.

Given the significant health and safety threat to students and staff posed by the adverse soil conditions and earthquake damage, the District determined that the best and most cost effective method to mitigate these threats would be to abandon the current site location and reconstruct the campus at an alternate District-owned location, as shown on Attachment C. The full scope of the replacement project is outlined on Attachment D.

New School Project Grant

The New School Project grant is an Excessive Cost Hardship Project Grant outlined in School Facility Program (SFP) Regulation Section 1859.83(c) which states in part that if a project is for a new school "... on a site with no existing school facilities, the district is eligible for..." the New School Project Grant. The New School Project

Grant is intended for projects where a school district will construct an entirely new school on a site without any existing facilities. This allowance is intended to provide funds to construct core facilities, such as multi-purpose rooms, gymnasiums, libraries, kitchens, etc. for projects that have a minimal number of classrooms, but not enough to generate sufficient new construction grant funding to build these essential facilities in addition to teaching spaces. This allowance is offset from future new construction funding applications for the site.

The District plans to demolish most of the existing structures on the current Trona High School Site and construct new buildings on the new, vacant site location owned by the District. The District is requesting that the Board provide this project with the New School Project Grant while allowing the District to retain two facilities, Building N which is currently used for storage of equipment, and the adjacent restroom facility use by the community for non-school events. Both structures are currently fenced off and are located a fair distance away from the new campus location, near the football field and track that will continue to be used by Trona High students and staff. However, for purposes of the SFP, they are still considered as facilities on the Trona High School site and result in the District is not replacing the entire campus. Therefore, the District is ineligible for the New School Project Grant.

Status of Project

The District plans to begin the bidding process for this project upon Board approval of this application. The District is currently planning to begin construction in late 2023/early 2024 and anticipates completing construction of the new Trona High School site in Summer 2026.

STAFF ANALYSIS/STATEMENTS

DISTRICT POSITION

The District is requesting that the Board approve the application for the New School Project supplemental grant and allow the District to retain Building N and the adjacent restrooms. The District states that Building N and the adjacent restroom facilities are primarily used for community events and storage.

The District also states that it does not consider these two facilities that were previously used for continuation high school purposes, as part of the original Trona High School site, and that the facilities are currently fenced off from the rest of the existing high school site. The District further states that students will not utilize Building N and the restroom facility as part of the new replacement school campus.

The District has also stated that the New School Project excessive cost hardship grant was integral in planning the project, needed to successfully construct the new Trona High School campus, and that the project cannot be completed without this funding.

The District has submitted a letter in support of Option 1 (Attachment B).

STAFF ANALYSIS/STATEMENTS (cont.)**STAFF POSITION***New School Project Supplemental Grant*

Facility Hardship Program projects that qualify for replacement funding to replace the entire site are eligible to request the New School Project Excessive Cost Hardship Grant, pursuant to SFP Regulation Section 1859.83(c). This regulation section states that a District with a project for a new high school on a site with no existing school facilities may be eligible to receive additional funding to cover excessive costs to construct a new school project.

The District stated that Building N was once used as a continuation high school. As shown on the California Department of Education's School Directory, the Trona Continuation High School site was closed in 1991 and that the District does not currently operate a continuation high school site. OPSC also has site square footage information submitted in 1993, that indicate Building N being used for a band room and choral room at that time after the closure of the continuation high school.

While the District does not currently consider Building N and the adjacent restroom facility as part of the existing Trona High School site, Staff identified that these two facilities are included in the site map used to establish SFP modernization eligibility for Trona High School in September 2000. Once a school site has established SFP modernization eligibility, the facility composition of the site remains the same as it was at the time of establishment regardless of changes to the usage of the facility, or even if the facility is removed from the site. For a visual representation of the campus please refer to Attachment C that shows both the old and new site configurations of the Trona High School site and their proximity to Building N and adjacent restroom.

The District intends to retain the two buildings, Staff is unable to administratively approve the District's request for the New School Project Grant as this is not a replacement school with Building N and the adjacent restroom remaining. However, the New School Project grant regulations did not contemplate this District's unique circumstances. The two facilities are currently fenced off from the existing high school site and the District has stated that Building N and the adjacent restroom facility are functionally used for non-school based District use and community facilities rather than a facilities used for the existing high school.

The District has stated that because the New School Project grant is so important to the funding and completion of the project, they would be willing to demolish the two facilities if the Board determines that keeping the facilities would preclude them from receiving the New School Project grant. They have also noted that they currently do not have funding to replace these two facilities if they are demolished.

STAFF ANALYSIS/STATEMENTS (cont.)

Staff recommends that the Board provide an Apportionment for the project including the New School Project grant and allow the District to retain Building N and the adjacent restroom facility. While Building N was initially part of the original Trona High campus, it has been subsequently fenced off from the campus and will also not be part of the new Trona High campus being constructed. The intent of the New School Project grant is to provide additional funding for smaller scale projects on sites without existing facilities, which is functionally the situation occurring at the new Trona High site. Staff supports the District's request to retain Building N and to receive the New School Project grant, as the project meets the intent of the grant.

Staff have included two funding options as Attachments E and F. Attachment E is an approval for Apportionment that also includes Board approval of the District's request to retain Building N and the adjacent restroom facility. Attachment F is an approval for Apportionment that states that approval of this project with the New School Project grant is contingent upon the demolition of Building N and the adjacent restroom facility by the time the project is complete, or within the project completion deadlines in SFP Regulations of four years from the project's final fund release.

Facility Hardship Program Replacement Funding

Staff supports the District's application for funding for the project as depicted on Attachment D. Had the District not requested the New School Project supplemental grant, this application would typically be presented in the Consent portion of the agenda. Staff supports both Options presented for the Board's consideration.

BOARD OPTIONS

Option 1 – Approve an Apportionment which includes the New School Project grant and enables the District to retain Building N and the adjacent restroom.

Approve an Apportionment for OPSC application number 51/67892-00-002 in the State Share amount of \$19,676,906.00 and Total Project Cost amount of \$39,353,812.00 as shown on Attachment E. Approve the District's request for the New School Project supplemental grant while also retaining Building N and the adjacent restroom facility.

Option 2 – Approve an Apportionment which includes the New School Project grant but requires the District to demolish Building N and the adjacent restroom.

Approve an Apportionment for OPSC application number 51/67892-00-002 in the State Share amount of \$19,676,906.00 and Total Project Cost amount of \$39,353,812.00 on the condition that Building N and the adjacent restroom facility must be demolished by the completion of the project, or within four years of the final fund release for this project, whichever comes first, as shown on Attachment F.

RECOMMENDATION

Approve Option 1 as shown on Attachment E.

This Item was approved by the State Allocation Board on June 28, 2023.

SAB Meeting: June 28, 2023

Facility Hardship Replacement - Adjusted Grant

APPLICANT DATA			
Applicant:	Trona Joint Unified	PTN:	67892 - 005
Application No:	51/67892-00-001	County:	San Bernardino
School Name:	TRONA HIGH	Filing Basis:	District-wide

HISTORY OF PROJECT FUNDING					
	Fund Code	Proposition	Previously Authorized	Authorized This Action	State Apportionment This Action
State Share					
Facility Hardship Grant	001-2223	GF	\$	\$ 19,676,906.00	\$ 19,676,906.00
Applicant Share					
District Contribution				19,676,906.00	
Total			\$ <u>0.00</u>	\$ <u>39,353,812.00</u>	\$ <u>19,676,906.00</u>
Funding Source: General Funds FY 2022/2023					

APPLICATION DATA			PROGRAM GRANT DATA	
Type of Project:	High School		Automatic Sprinkler System	\$ 48,682.00
Pupils Assigned:			Base Grant	\$ 2,858,129.00
7-8:	33		Fire Detection	\$ 5,296.00
9-12:	70		Geographic Location	\$ 2,020,971.00
Non-Severe:	13		New School Project	\$ 7,192,750.00
Severe:	9		Off Site	\$ 494,116.00
			Project Assistance	\$ 9,775.00
			Service Site Development	\$ 5,739,259.00
Number of Classrooms:	13		Utilities	\$ 1,307,928.00
Addition to Existing Site:	No		Total State Share (50%)	19,676,906.00
Master Plan Acres:	28.1		Applicant Share (50%)	19,676,906.00
Recommended Acres:	28.1		Total Project Cost	\$ <u>39,353,812.00</u>
Existing Acres:	12.0			
Geographic Location:	20			

STIPULATED TERMS & NEXT STEPS

A valid Fund Release Authorization (Form SAB 50-05) must be signed by the designated District Representative and must be received by the Office of Public School Construction prior to 11:59 p.m. within 180 calendar days of SAB approval of the Apportionment for this project. The form may be submitted electronically via OPSC Online or via email to OPSCApplicationReviewTeam@dgs.ca.gov.

The Applicant shall ensure that it is in compliance with all applicable laws, regulations and certifications it made on the program forms.

The Applicant is required to submit a signed Grant Agreement for the project prior to or concurrent with a valid Fund Release Authorization (Form SAB 50-05). Failure to submit an executed Grant Agreement and valid Form SAB 50-05 prior to the deadline shall result in the Apportionment being rescinded without further board action.

The Applicant is responsible for ensuring that the project is compliant with Prevailing Wage Monitoring and/or Labor Compliance Program requirements at the time construction contracts are executed and/or construction commenced.

Pursuant to the Board's action on June 28, 2023, the Applicant is eligible to receive the New School Project supplemental grant and retain Building N and the adjacent restroom facility located next to the football field near the original high school site.

Trona Joint Unified School District
83600 Trona Road, Trona, California 93562 760-372-2861



83600 Trona Road • Trona, CA 93562 • 760 372-2861
Jerry Jennex -Superintendent

Date: October 22, 2024

The Trona Joint Unified School District would like to request OPSC to approve the use of leased portable buildings beyond the typical 5-year period.

After meeting with OPSC to discuss funding options for a modernization project for the Trona Elementary School, it was brought to our attention that we needed to request an extension for the temporary housing at our facility.

In July 2019, the TJUSD suffered significant damage sustained from two earthquakes recorded as a magnitude 6.4 and a 7.1. As a result of these damages, the District was forced to relocate the high school students to the elementary school temporarily. In order to facilitate the needs for both the elementary and high school, 6 portables were brought in to house the students and staff. The first 5 portables were leased on August 9, 2019, and then a 6th portable was leased on October 25, 2019.

We would also like to note that, TJUSD understands the 6 portables have surpassed their typical 5-year period at this time. As a result, we acknowledge the request for a retroactive extension to be granted for them.

In the month and years after the earthquakes, the District continuously worked with state agencies and various respected experts to inspect and analyze the conditions of the high school facilities and soils. After the information was received and reviewed by the governing agencies, it was determined that the high school was damaged beyond repair and a new facility would need to be built in a new location.

In the years to following this determination, the District worked with a design team and the required state agencies to design a new high school facility. On January 1, 2023, confirmation was received from the Department of State Architecture that the plans submitted were approved.

After receiving the approvals from DSA, CDE, and CGS, a request for funding was submitted to the Office of Public School Construction (under a Facility Hardship Grant), and was approved June 28, 2023.

Finally, on October 2, 2023, the construction for the New Trona High School began with a completion date of June 19, 2026.

In conclusion, Per School Facility Program (SFP) Regulation Section 1859.51(i)(5) the Trona Joint Unified School District requests that the interim housing portables be considered for a maximum three (3) year relief from a hit to the District's new construction eligibility baseline.

Respectfully,

Darik McCullar
Director of MOT
Trona Joint Unified School District

SCHOOL FACILITY PROGRAM **SUBSTANTIAL PROGRESS TIME EXTENSIONS** **(Design/Site)**

PURPOSE OF REPORT

To present the District's request for a time extension to show substantial progress for the School Facility Program (SFP) projects attached.

DESCRIPTION

The SFP regulations requires that a District which receives a design grant approval must demonstrate substantial progress has been made on the project within 18 months of receiving the fund release. Evidence of substantial progress can be demonstrated by showing any of the following:

1. Submittal of an approved New Construction or Modernization Adjusted Grant funding application.
2. Submittal of a Districts certification that the final building plans for the project have been submitted to and accepted by the Division of the State Architect (DSA) for review and approval.
3. Submittal of an approved separate site funding application pursuant to Section 1859.81.1(a) or an approved environmental hardship funding application pursuant to Section 1859.75.1.
4. Submittal to the Office of Public School Construction (OPSC) of evidence satisfactory to the State Allocation Board (SAB) detailing the reason(s) that plans have not been completed and accepted by the DSA.

AUTHORITY

Pursuant to Regulation Section 1859.105 (c)(4), sufficient evidence of substantial progress shall include other evidence satisfactory to the SAB detailing the reason(s) that plans have not been completed and accepted by the DSA. If the SAB determines that substantial progress has been made, the SAB shall condition its finding of substantial progress upon the District commitment to complete and submit an Approved Adjusted Grant application within 18 months from the date of the SAB's determination of substantial progress.

STAFF COMMENTS

The Attachment represents the project applications in which the District received a design grant apportionment and a subsequent fund release. The District has submitted acceptable explanation of why a substantial progress extension is required. Staff recommends approval of the request for additional time to submit evidence that Substantial Progress has been met on the design grant.

RECOMMENDATIONS

1. Approve the District's request for a determination of substantial progress with regards to the SFP application, as indicated on the Attachment.
2. Failure to comply with either requirement as indicated on the Attachment will result in the project apportionments being reduced to costs incurred or rescinded.

ATTACHMENT

Substantial Progress Time Extensions
SCHOOL FACILITY PROGRAM
State Allocation Board Meeting, January 22, 2025

	<i>Project Number</i>	<i>School District / County / School Name</i>	<i>Summary of School District Narrative</i>	<i>Staff Recommendations</i>
Design Grant	57/63784-00-001	South Fork Union / Kern County/ South Fork Elementary	<p>The project received a Design Grant apportionment on May 16, 2023.</p> <p>The South Fork Union School District is requesting a substantial progress extension based on the following conditions beyond the District's control. The District hired a new Superintendent and Director of Facilities in July 2023 and experienced significant turnover in administration post-covid.</p> <p>An RFQ for qualified professionals was submitted June 28, 2024. The District signed a contract for service October 25, 2024. The planning process is moving forward, and the District anticipates submitting plans to DSA in January 2025 and is hoping for DSA approval by May of 2025 which will result in the application for funding being submitted in June 2025.</p> <p>Because of these circumstances, the District is requesting an 18-month extension to meet the substantial progress requirements.</p>	<ol style="list-style-type: none">1. Require the District to submit acceptable plans to the DSA by September 22, 2025.2. Require the District to submit a complete and approvable Adjusted Grant funding application to OPSC by July 22, 2026. <p>If both conditions are not met by July 22, 2026, OPSC will proceed to rescind or reduce the project to costs incurred.</p>

State of California
State Allocation Board

**CALIFORNIA PRESCHOOL, TRANSITIONAL KINDERGARTEN
AND FULL-DAY KINDERGARTEN FACILITIES GRANT PROGRAM**

This Resolution of the State Allocation Board (hereafter referred to as the “Board”) is applicable to the appropriate sections of the Education Code and is described and filed in the office of the Executive Officer and will be made available to all interested parties as the Resolution pertains to the documents attached hereto. Said documents were acted upon by the Board at its meeting on January 22, 2025.

WHEREAS, the Board has determined to be approvable a number of projects for new construction or retrofit eligibility of California preschool, transitional kindergarten and/or kindergarten facilities for school districts, it is making apportionments and/or adjustments for the grant amounts for projects that meet the Board’s criteria for the apportionment of grants pursuant to Education Code Section 17375.

NOW THEREFORE, BE IT RESOLVED:

1. The Board anticipates that the school district(s) will pay certain capital expenditures in connection with some or all of the project(s) cost.
2. The Board, acting on behalf of the State, hereby declares that it is the State’s official intent to use General Fund proceeds that are available for such purpose, consistent with the requirements of law that are in effect at the time the funds are available, to provide grants, in accordance with applicable laws and regulations.
3. This Resolution shall be continuously available for inspection by the general public during normal business hours at the office of the Board at 707 3rd Street, 4th Floor, West Sacramento, California, commencing within one week after the date of enactment of this Resolution.

SCHOOL DISTRICT DATA

Application No: 70/65961-00-017

County: Monterey

School District: Alisal Union

School Name: Cesar Chavez Elementary

PROJECT DATA

Type of Project:	New Construction	Application Filing Basis:	Site Specific
Total Pupils Assigned:	100	Total Classrooms:	4
Preschool:	0	Preschool:	0
Transitional K:	50	Transitional K:	2
Kindergarten:	50	Kindergarten:	2
Financial Hardship Requested:	No	Recommended Acres:	
Preference Points:	31	Existing Acres:	

ADJUSTED GRANT DATA**PROJECT FINANCING**

TK New Construction	\$ 731,150.00	<u>State Share</u>	
FDK New Construction	731,150.00	This Project	\$ 3,000,458.00
Fire Detection/Alarm	1,700.00		
Automatic Sprinkler	24,500.00	<u>District Share</u>	
Site Development	511,805.00	Cash Contribution	1,000,152.00
Conversion Grant	1,000,153.00	Financial Hardship	
State Grant Total	3,000,458.00	Total Project Cost	\$ 4,000,610.00
District Share	1,000,152.00		
Total Project Cost	\$ 4,000,610.00		

HISTORY OF PROJECT COST AND APPORTIONMENT

	Fund Code	Previously Authorized	Authorized This Action	Apportionment This Action
<u>State Share</u>				
New Construction/Additional Grant	1027-2122	\$ 4,500,686.00	\$ (1,500,228.00)	\$ (1,500,228.00)
<u>District Share</u>				
Cash Contribution		1,500,229.00	(500,077.00)	
Total		\$ 6,000,915.00	\$ (2,000,305.00)	\$ (1,500,228.00)

Funding Source: General Fund California Preschool, Transitional Kindergarten and Full-Day Kindergarten Facilities Grant Program

This project is being amended as a result of the removal of the previously authorized grants for two transitional kindergarten classrooms, which will no longer be included in the approved plans and specifications.

The District shall ensure that it is in compliance with all applicable laws, regulations and certifications it made on the program forms.

This project is subject to the Grant Agreement submittal pursuant to Regulation Section 1860.17.

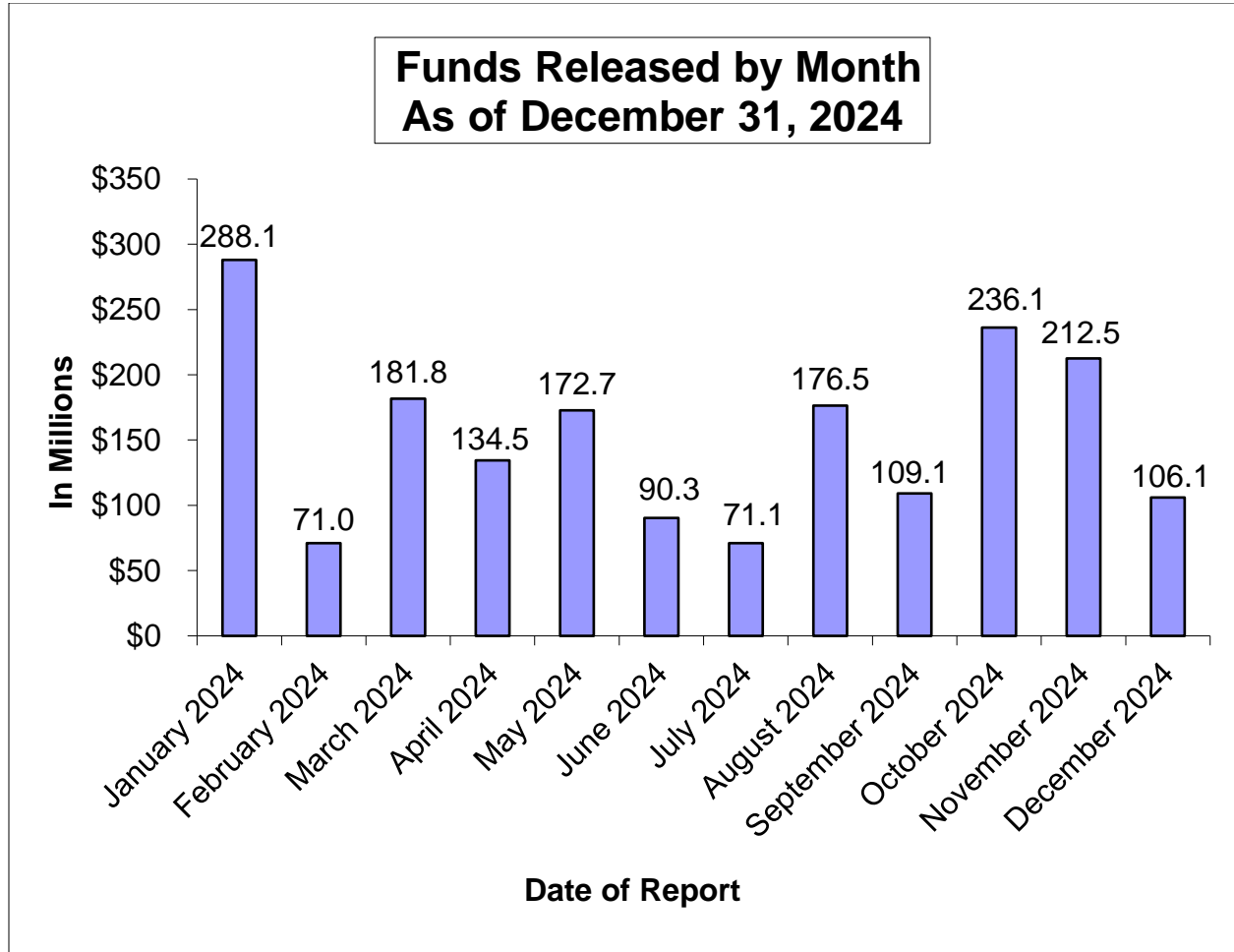
The District is responsible for ensuring that the project is compliant with Prevailing Wage Monitoring and/or Labor Compliance Program requirements at the time construction contracts are executed and/or construction commenced.

Advance funds in the amount of \$877,380.00 were previously released to the District. The remaining funds in the amount of \$2,123,078.00 (\$4,000,610.00 less advance funds released and available district contribution) will be released by OPSC upon the receipt of a valid, signed Grant Agreement as specified in Regulation Section 1860.17 and a complete Fund Release Request (Form SAB 70-02).

Pursuant to Regulation Section 1860.19(b)(4), any savings, including interest, unexpended or unencumbered after one year from the completion of the project, as specified in Section 1860.18, must be returned to the State.

Financial Reports

STATUS OF FUND RELEASES



SCHOOL FACILITY PROGRAM
Available Funds (in Millions) As of January 22, 2025

Prop. 2 - \$8.5 Billion - November 2024									
Program	Original Bond Allocation	Remaining Bond Authority as of December 03, 2024	Estimated Approvals for January 22, 2025	Special Items/PIF	Remaining Bond Authority as of January 22, 2025 (excludes Unfunded Approvals)	Accumulated Unfunded Approvals as of December 03, 2024	Estimated Unfunded Approvals for January 22, 2025	Special Items/PIF	Remaining Bond Authority as of January 22, 2025 (includes Unfunded Approvals)
New Construction	\$3,300.0 ^C	\$3,300.0			\$3,300.0				\$3,300.0
Modernization	4,000.0 ^C	4,000.0			4,000.0				4,000.0
Career Technical Education	600.0	600.0			600.0				600.0
Charter School	600.0	600.0			600.0				600.0
SUBTOTAL	\$8,500.0	\$8,500.0	\$0.0	\$0.0	\$8,500.0 ^A	\$0.0	\$0.0	\$0.0	\$8,500.0
AB 181 - Leroy F. Greene School Facilities Act of 1998									
Program	Original Bond Allocation	Remaining Bond Authority as of December 03, 2024	Estimated Approvals for January 22, 2025	Special Items/PIF	Remaining Bond Authority as of January 22, 2025 (excludes Unfunded Approvals)	Accumulated Unfunded Approvals as of December 03, 2024	Estimated Unfunded Approvals for January 22, 2025	Special Items/PIF	Remaining Bond Authority as of January 22, 2025 (includes Unfunded Approvals)
General Fund FY 22/23	\$1,300.0	\$0.1			\$0.1				\$0.1 ^B
General Fund FY 23/24	1,960.5	182.6			182.6				182.6
SUBTOTAL	\$3,260.5	\$182.7	\$0.0	\$0.0	\$182.7 ^A	\$0.0	\$0.0	\$0.0	\$182.7
Prop. 51 - \$7 Billion - November 2016; General Fund - \$250 million - 2021/2022									
Program	Original Bond Allocation	Remaining Bond Authority as of December 03, 2024	Estimated Approvals for January 22, 2025	Special Items/PIF	Remaining Bond Authority as of January 22, 2025 (excludes Unfunded Approvals)	Accumulated Unfunded Approvals as of December 03, 2024	Estimated Unfunded Approvals for January 22, 2025	Special Items/PIF	Remaining Bond Authority as of January 22, 2025 (includes Unfunded Approvals)
New Construction	\$3,000.0	\$2.5			\$2.5				\$2.5 ^B
Modernization	3,000.0	2.9			2.9				2.9 ^B
Career Technical Education	500.0	9.9			9.9				9.9 ^B
Charter School	500.0	98.0			98.0	-\$92.4			5.6
General Fund FY 21/22	250.0	0.0			0.0				0.0
SUBTOTAL	\$7,250.0	\$113.3	\$0.0	\$0.0	\$113.3 ^A	-\$92.4	\$0.0	\$0.0	\$20.9
TOTAL PAGE 1	19,010.5	8,796.0	0.0	0.0	8,796.0 ^A	-\$92.4	0.0	0.0	8,703.6

A. Balance of bonding authority excludes unfunded approvals.

B. Total authority is not available at this time due to outstanding accounts receivable. General Fund FY 22/23 \$15,640, Proposition 51 \$1,414,801 for New Construction, \$7,710 for Modernization and \$684,232 for Career Technical Education.

C. Up to 10 percent of New Construction and up to 10 percent of Modernization shall be available to small school districts. Up to \$115 million of Modernization shall be available to address the remediation of lead in water.

SCHOOL FACILITY PROGRAM
Available Funds (in Millions) As of January 22, 2025

Prop. 1D - \$7.3 Billion - November 2006									
Program	Original Bond Allocation	Remaining Bond Authority as of December 03, 2024	Estimated Approvals for January 22, 2025	Special Items/PIF	Remaining Bond Authority as of January 22, 2025 (excludes Unfunded Approvals)	Accumulated Unfunded Approvals as of December 03, 2024	Estimated Unfunded Approvals for January 22, 2025	Special Items/PIF	Remaining Bond Authority as of January 22, 2025 (includes Unfunded Approvals)
New Construction	\$1,900.0	\$0.0			\$0.0				\$0.0 ^F
Seismic Repair		0.0			0.0				0.0
Modernization	3,300.0	0.0			0.0				0.0
Career Technical Education	500.0	0.1			0.1				0.1
High Performance Schools	100.0	0.0			0.0				0.0
Overcrowding Relief	1,000.0	6.4			6.4				6.4
Charter School	500.0	76.9			76.9	-\$72.9			4.0 ^F
Joint Use	57.5 ^B	0.0			0.0				0.0
SUBTOTAL	\$7,357.5	\$83.4	\$0.0	\$0.0	\$83.4^A	-\$72.9	\$0.0	\$0.0	\$10.5
Prop. 55 - \$10 Billion - March 2004									
Program	Original Bond Allocation	Remaining Bond Authority as of December 03, 2024	Estimated Approvals for January 22, 2025	Special Items/PIF	Remaining Bond Authority as of January 22, 2025 (excludes Unfunded Approvals)	Accumulated Unfunded Approvals as of December 03, 2024	Estimated Unfunded Approvals for January 22, 2025	Special Items/PIF	Remaining Bond Authority as of January 22, 2025 (includes Unfunded Approvals)
New Construction	\$4,965.8 ^C	\$1.8 ^D			\$1.8				\$1.8 ^F
Modernization	2,250.0	0.0			0.0				0.0
Critically Overcrowded Schools	2,440.0	0.0			0.0				0.0
Charter School	300.0	30.3			30.3	-\$28.8			1.5 ^F
Joint Use	66.7 ^E	0.0			0.0				0.0
SUBTOTAL	\$10,022.5	\$32.1	\$0.0	\$0.0	\$32.1^A	-\$28.8	\$0.0	\$0.0	\$3.3
Prop. 47 - \$11.4 Billion - November 2002									
Program	Original Bond Allocation	Remaining Bond Authority as of December 03, 2024	Estimated Approvals for January 22, 2025	Special Items/PIF	Remaining Bond Authority as of January 22, 2025 (excludes Unfunded Approvals)	Accumulated Unfunded Approvals as of December 03, 2024	Estimated Unfunded Approvals for January 22, 2025	Special Items/PIF	Remaining Bond Authority as of January 22, 2025 (includes Unfunded Approvals)
New Construction	\$6,250.0	\$0.0			\$0.0				\$0.0
Modernization	3,300.0	0.0			0.0				0.0
Critically Overcrowded Schools	1,700.0	0.0			0.0				0.0
Charter School	100.0	4.3			4.3	-\$2.6			1.7
Joint Use	50.0	0.0			0.0				0.0
SUBTOTAL	\$11,400.0	\$4.3	\$0.0	\$0.0	\$4.3^A	-\$2.6	\$0.0	\$0.0	\$1.7
TOTAL PAGE 2	28,780.0	119.8	0.0	0.0	119.8^A	-104.3	0.0	0.0	15.5

A. Balance of Bonding Authority Excludes Unfunded Approvals.

B. The original bond allocation of \$29 million augmented by \$21 million from Prior Bond Funds to Joint Use at the 06/27/07 SAB meeting and \$7.5 million at the 7/23/08 SAB meeting pursuant to Assembly Bill 127, Chapter 35, Statutes of 2006 (Perata/Nunez).

C. The original bond allocation of \$4,960,000,000 augmented by \$5,831,911 from Prior Bonds at the 10/6/2010 SAB meeting.

D. It includes the transfer of Critically Overcrowded School Facilities Program Funds to New Construction (transfers in Prop. 55 includes: \$268.8 million approved at the 1/25/2006 SAB meeting, \$318.3 million approved at the 9/23/2009 SAB meeting, \$225 million approved at the 8/4/2010 SAB meeting, \$211.7 million approved at the 12/15/2010 SAB meeting, \$145 million at the 4/25/2012 SAB meeting, \$30.4 million after the 3/20/2013 SAB meeting, and \$32,297 after the 3/26/2014 SAB meeting per SFP Regulation Sections 1859.154 (c)).

E. Original bond allocation of \$50,000,000 augmented by \$15,547,233 from the State School Building Aid Fund at the 2/28/2007 SAB meeting and by \$1,232,224 from Prior Bonds at the 10/6/2010 SAB meeting.

F. Total authority is not available at this time due to outstanding accounts receivable. Proposition 1D \$24,497 for New Construction and \$94,360 for Charter School. Proposition 55 \$1,461,909 for New Construction and \$243,485 for Charter School.

SCHOOL FACILITY PROGRAM
Available Funds (in Millions) As of January 22, 2025

Prop. 1A - \$6.7 Billion - November 1998									
Program	Original Bond Allocation	Remaining Bond Authority as of December 03, 2024	Estimated Approvals for January 22, 2025	Special Items/PIF	Remaining Bond Authority as of January 22, 2025 (excludes Unfunded Approvals)	Accumulated Unfunded Approvals as of December 03, 2024	Estimated Unfunded Approvals for January 22, 2025	Special Items/PIF	Remaining Bond Authority as of January 22, 2025 (includes Unfunded Approvals)
New Construction	\$2,900.0	\$0.0			\$0.0				\$0.0
Modernization	2,100.0	0.0			0.0				0.0
Hardship	1,000.0	0.0			0.0				0.0
Class Size Reduction	700.0	0.0			0.0				0.0
SUBTOTAL	\$6,700.0	\$0.0	\$0.0	\$0.0	\$0.0 ^A	\$0.0	\$0.0	\$0.0	\$0.0
TOTAL PAGE 3	\$6,700.0	\$0.0	\$0.0	\$0.0	\$0.0	\$0.0	\$0.0	\$0.0	\$0.0
TOTAL PAGE 2	\$28,780.0	\$119.8	\$0.0	\$0.0	\$119.8	-\$104.3	\$0.0	\$0.0	\$15.5
TOTAL PAGE 1	\$19,010.5	\$8,796.0	\$0.0	\$0.0	\$8,796.0	-\$92.4	\$0.0	\$0.0	\$8,703.6
GRAND TOTAL	\$54,490.5	\$8,915.8	\$0.0	\$0.0	\$8,915.8	-\$196.7	\$0.0	\$0.0	\$8,719.1

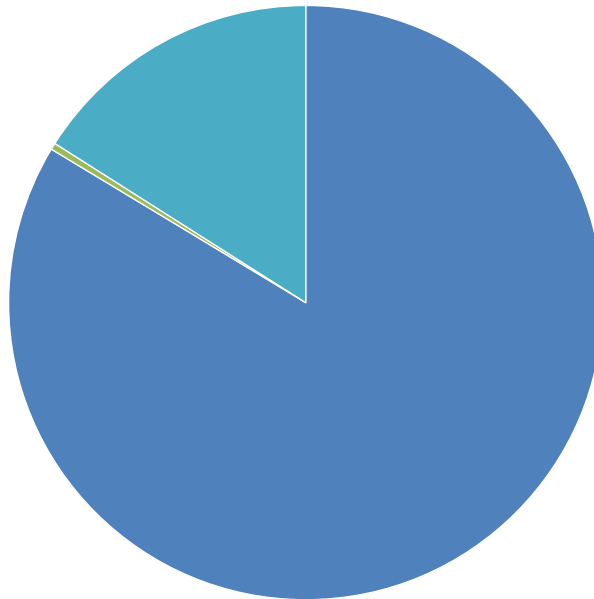
California Preschool, Transitional and Full-Day Kindergarten Facilities Grant Program

Program	Appropriation	Remaining Authority as of December 03, 2024	Estimated Approvals for January 22, 2025	Miscellaneous Adjustments for January 22, 2025	Remaining Authority as of January 22, 2025
Chapter 32, Statutes of 2018 (AB 1808) - Full-Day Kindergarten FY 18/19	\$97.2 ^B	\$0.0			\$0.0
Chapter 44, Statutes of 2021 (AB 130) California Preschool, Transitional and Full-Day Kindergarten FY 21-22	490.0	0.9	\$1.5		\$2.4
Chapter 52, Statutes of 2022 (AB 181) California Preschool, Transitional and Full-Day Kindergarten FY 22-23	100.0	1.7			\$1.7
TOTAL	\$687.2	\$2.6	\$1.5	\$0.0	\$4.1

A. Balance of Bonding Authority Excludes Unfunded Approvals.

B. Full-Day Kindergarten FY 18/19 Appropriation reduced by \$2.8 million for unallocated funds that were reverted back to the General Fund.

AB 181, Proposition 2, 51, 1D, 55, 47, and 1A
Bond Authority - \$54.491 billion
(in millions of dollars)

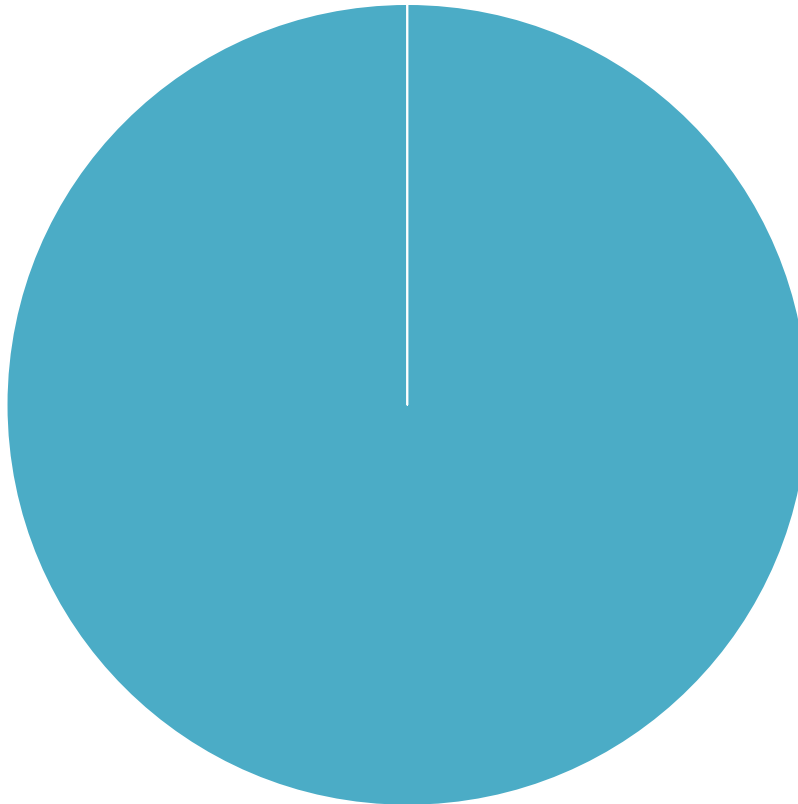


- **Apportioned \$45,574.7**
- **Unfunded Approvals \$196.7**
- **Remaining Bond Authority \$8,719.1**

AB 181, Proposition 2, 51, 1D, 55, 47, and 1A Totals		
New Construction*	\$ 20,748.9	
<i>Seismic Repair</i>	\$ 199.5	
Modernization	\$ 13,947.1	
Hardship	\$ 1,000.0	
Class Size Reduction	\$ 700.0	
COS	\$ 2,203.1	
CTE	\$ 990.0	
HPI	\$ 100.0	
ORG	\$ 993.6	
Charter	\$ 1,190.5	
Joint Use	\$ 174.2	
General Fund FY 21/22	\$ 250.0	
General Fund FY 22/23	\$ 1,299.9	
General Fund FY 23/24	\$ 1,777.9	
Apportioned	\$ 45,574.7	83.6%
New Construction	\$ -	
<i>Seismic Repair</i>	\$ -	
Modernization	\$ -	
Hardship	\$ -	
Class Size Reduction	\$ -	
COS	\$ -	
CTE	\$ -	
HPI	\$ -	
ORG	\$ -	
Charter	\$ 196.7	
Joint Use	\$ -	
General Fund FY 21/22	\$ -	
General Fund FY 22/23	\$ -	
General Fund FY 23/24	\$ -	
Unfunded Approvals	\$ 196.7	0.4%
New Construction	\$ 3,304.3	
<i>Seismic Repair</i>	\$ -	
Modernization	\$ 4,002.9	
Hardship	\$ -	
Class Size Reduction	\$ -	
COS	\$ -	
CTE	\$ 610.0	
HPI	\$ -	
ORG	\$ 6.4	
Charter	\$ 612.8	
Joint Use	\$ -	
General Fund FY 21/22	\$ -	
General Fund FY 22/23	\$ 0.1	
General Fund FY 23/24	\$ 182.6	
Remaining Bond Authority	\$ 8,719.1	16.0%
Grand Total	\$ 54,491	100.0%

*Includes Energy Efficiency, Small High Schools, Seismic Repair, and the transfer of Critically Overcrowded School Facilities Program Funds to New Construction (\$700 million and \$68.1 million from Prop. 47; \$268.8 million, \$318.3 million, \$225 million, \$211.7 million, \$145 million, and \$30.4 million from Prop. 55). Also, Prop 55 includes \$5.8 million from the Lease Purchase Program on October 6, 2010.

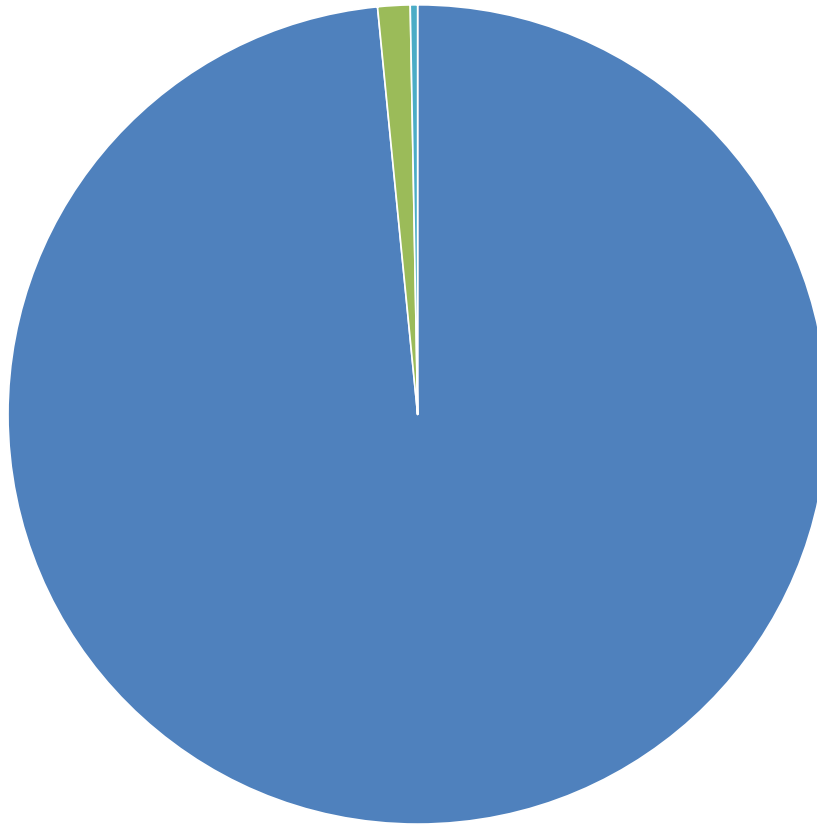
**Proposition 2
Bond Authority - \$8.500 billion
(in millions of dollars)**



- AppORTioned \$-
- Unfunded Approvals \$-
- Remaining Bond Authority \$8,500.0

Proposition 2 Totals		
New Construction	\$ -	
Modernization	\$ -	
CTE	\$ -	
Charter	\$ -	
AppORTioned	\$ -	0.0%
New Construction	\$ -	
Modernization	\$ -	
CTE	\$ -	
Charter	\$ -	
Unfunded Approvals	\$ -	0.0%
New Construction	\$ 3,300.0	
Modernization	\$ 4,000.0	
CTE	\$ 600.0	
Charter	\$ 600.0	
Remaining Bond Authority	\$ 8,500.0	100.0%
Grand Total	\$ 8,500	100.0%

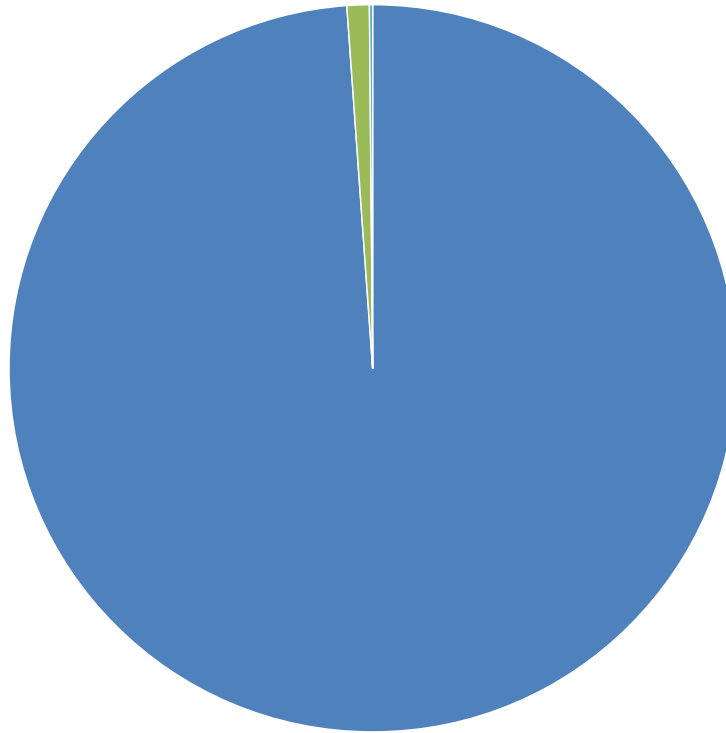
**Proposition 51
Bond Authority - \$7.250 billion
(in millions of dollars)**



- AppORTioned \$7,136.7
- Unfunded Approvals \$92.4
- Remaining Bond Authority \$20.9

Proposition 51 Totals		
New Construction	\$ 2,997.5	
Modernization	\$ 2,997.1	
CTE	\$ 490.1	
Charter	\$ 402.0	
General Fund FY 21/22	\$ 250.0	
AppORTioned	\$ 7,136.7	98.4%
New Construction	\$ -	
Modernization	\$ -	
CTE	\$ -	
Charter	\$ 92.4	
General Fund FY 21/22	\$ -	
Unfunded Approvals	\$ 92.4	1.3%
New Construction	\$ 2.5	
Modernization	\$ 2.9	
CTE	\$ 9.9	
Charter	\$ 5.6	
General Fund FY 21/22	\$ -	
Remaining Bond Authority	\$ 20.9	0.3%
Grand Total	\$ 7,250	100.0%

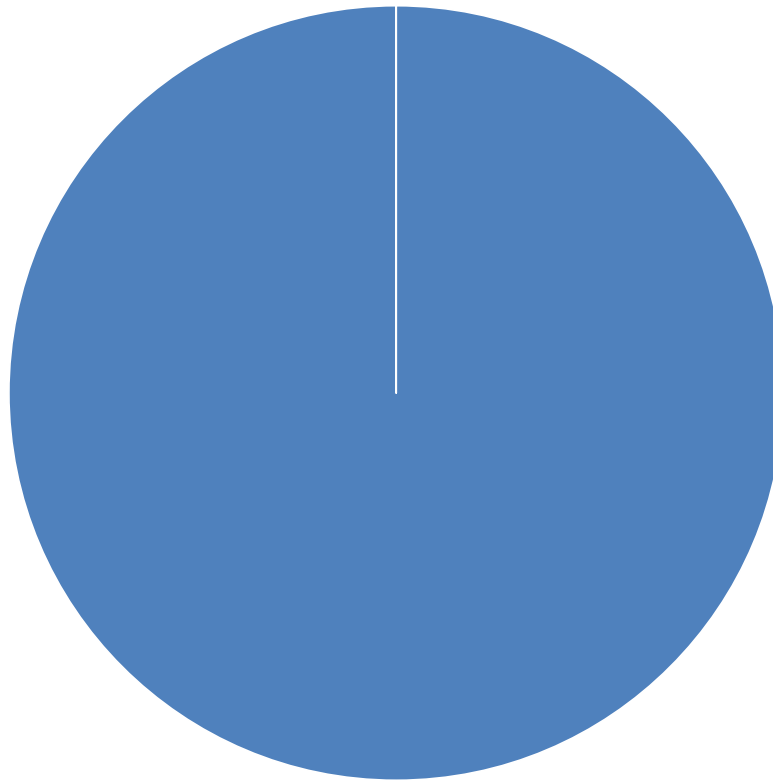
**Proposition 1D
Bond Authority - \$7.358 billion
(in millions of dollars)**



- Apportioned \$7,274.1
- Unfunded Approvals \$72.9
- Remaining Bond Authority \$10.5

Proposition 1D Totals		
New Construction	\$ 1,700.5	
<i>Seismic Repair</i>	\$ 199.5	
Modernization	\$ 3,300.0	
CTE	\$ 499.9	
HPI	\$ 100.0	
ORG	\$ 993.6	
Charter	\$ 423.1	
Joint Use	\$ 57.5	
Apportioned	\$ 7,274.1	98.9%
New Construction	\$ -	
<i>Seismic Repair</i>	\$ -	
Modernization	\$ -	
CTE	\$ -	
HPI	\$ -	
ORG	\$ -	
Charter	\$ 72.9	
Joint Use	\$ -	
Unfunded Approvals	\$ 72.9	1.0%
New Construction	\$ -	
<i>Seismic Repair</i>	\$ -	
Modernization	\$ -	
CTE	\$ 0.1	
HPI	\$ -	
ORG	\$ 6.4	
Charter	\$ 4.0	
Joint Use	\$ -	
Remaining Bond Authority	\$ 10.5	0.1%
Grand Total	\$ 7,358	100.0%

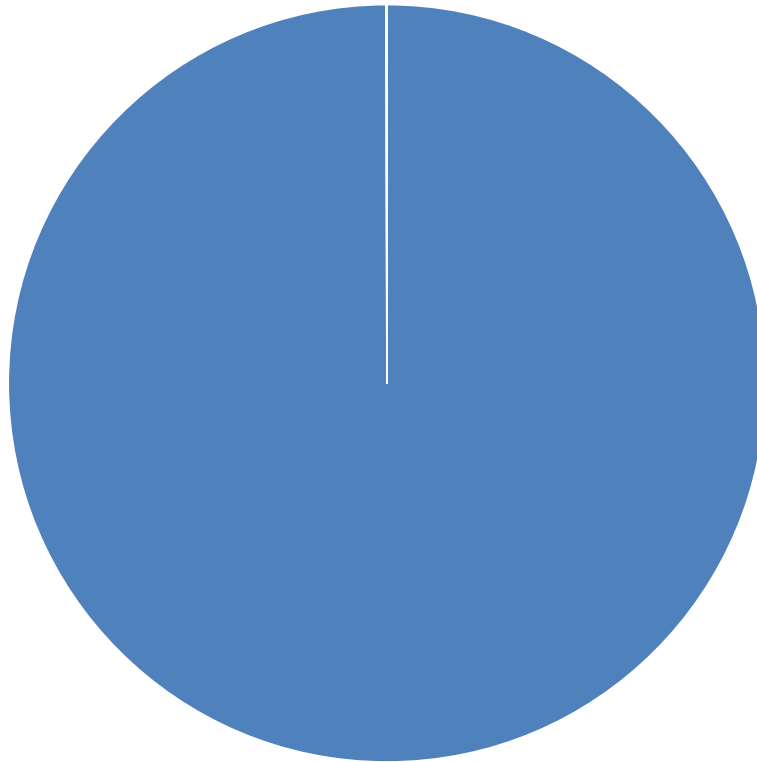
**Proposition 55
Bond Authority - \$10.023 billion
(in millions of dollars)**



- AppORTioned \$9,990.4
- Unfunded Approvals \$28.8
- Remaining Bond Authority \$3.3

Proposition 55 Totals		
New Construction	\$ 6,132.8	
Modernization	\$ 2,250.0	
COS	\$ 1,271.2	
Charter	\$ 269.7	
Joint Use	\$ 66.7	
AppORTioned	\$ 9,990.4	99.7%
New Construction	\$ -	
Modernization	\$ -	
COS	\$ -	
Charter	\$ 28.8	
Joint Use	\$ -	
Unfunded Approvals	\$ 28.8	0.3%
New Construction	\$ 1.8	
Modernization	\$ -	
COS	\$ -	
Charter	\$ 1.5	
Joint Use	\$ -	
Remaining Bond Authority	\$ 3.3	0.0%
Grand Total	\$ 10,023	100.0%

Proposition 47
Bond Authority - \$11.400 billion
(in millions of dollars)

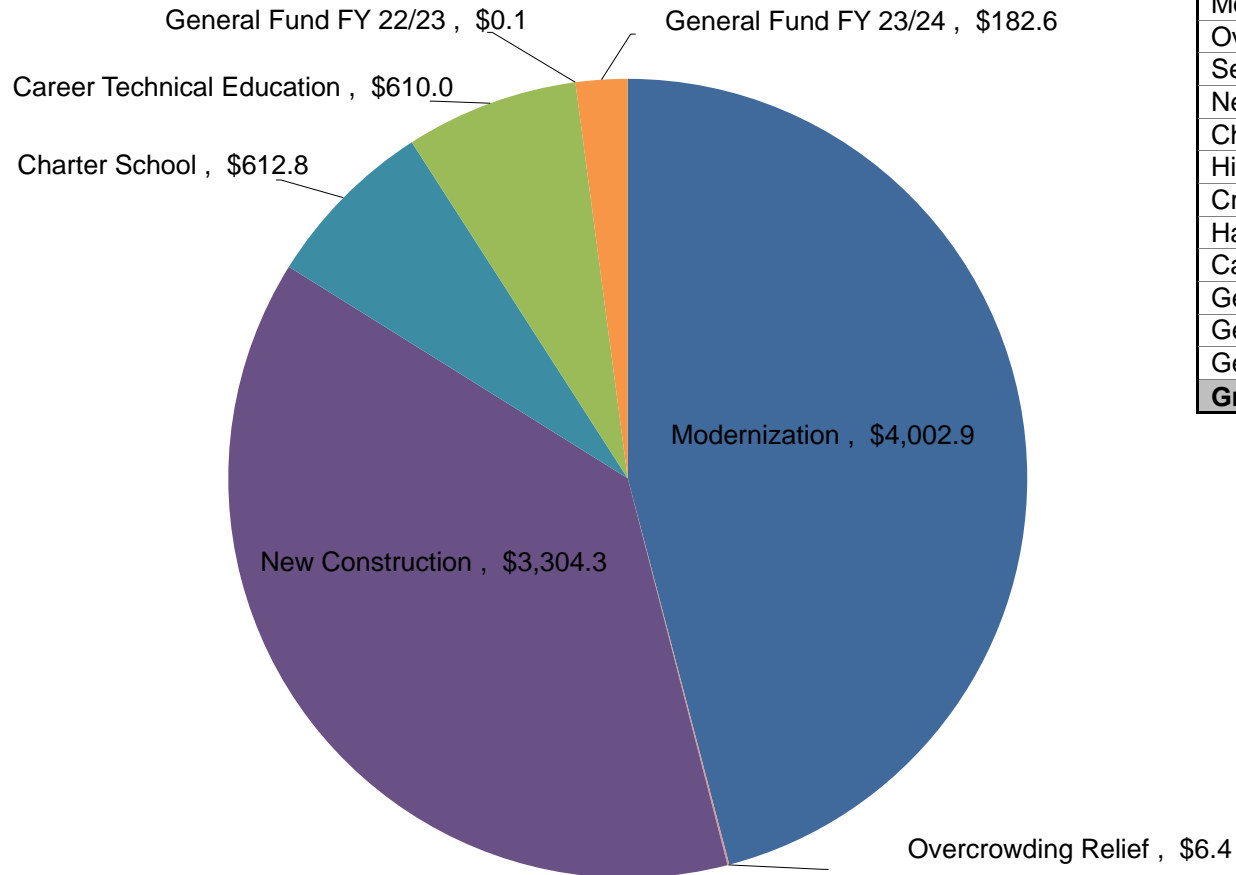


- AppORTioned \$11,395.7
- Unfunded Approvals \$2.6
- Remaining Bond Authority \$1.7

Proposition 47 Totals		
New Construction	\$ 7,018.1	
Modernization	\$ 3,300.0	
COS	\$ 931.9	
Charter	\$ 95.7	
Joint Use	\$ 50.0	
AppORTioned	\$ 11,395.7	100.0%
New Construction	\$ -	
Modernization	\$ -	
COS	\$ -	
Charter	\$ 2.6	
Joint Use	\$ -	
Unfunded Approvals	\$ 2.6	0.0%
New Construction	\$ -	
Modernization	\$ -	
COS	\$ -	
Charter	\$ 1.7	
Joint Use	\$ -	
Remaining Bond Authority	\$ 1.7	0.0%
Grand Total	\$ 11,400	100.0%

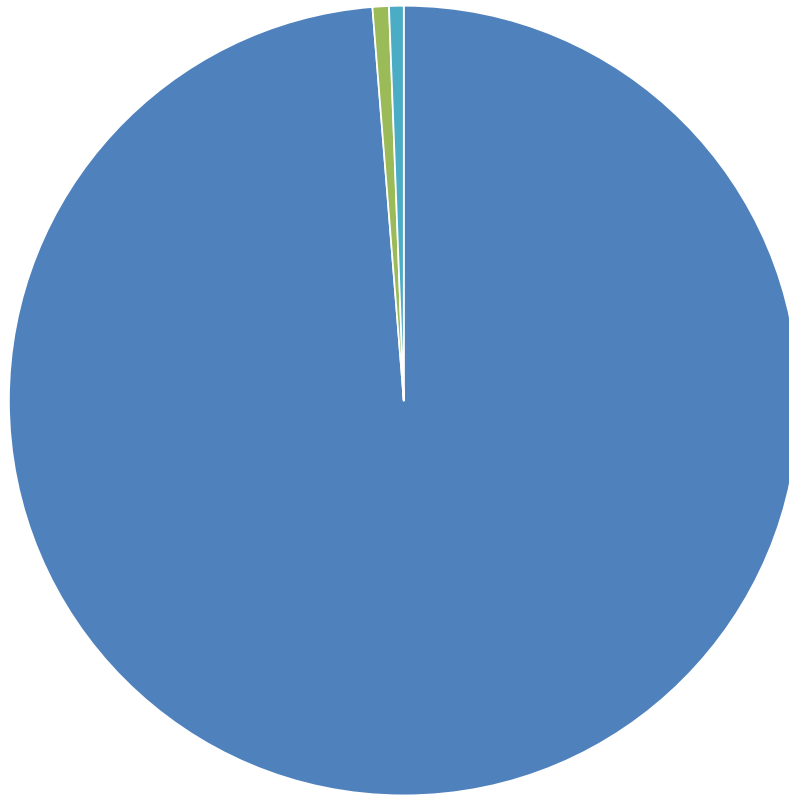
Remaining Bond Authority - \$8,719.1 million

(by program, in millions)
As of January 22, 2025 SAB



Remaining Bond Authority (in millions)	
Modernization	\$ 4,002.9
Overcrowding Relief	\$ 6.4
Seismic Repair	\$ -
New Construction	\$ 3,304.3
Charter School	\$ 612.8
High Performance Schools	\$ -
Critically Overcrowded Schools	\$ -
Hardship	\$ -
Career Technical Education	\$ 610.0
General Fund FY 21/22	\$ -
General Fund FY 22/23	\$ 0.1
General Fund FY 23/24	\$ 182.6
Grand Total	\$ 8,719.1

**California Preschool, Transitional and Full-Day Kindergarten Facilities
Grant Program - \$687.2 million
(in millions of dollars)**

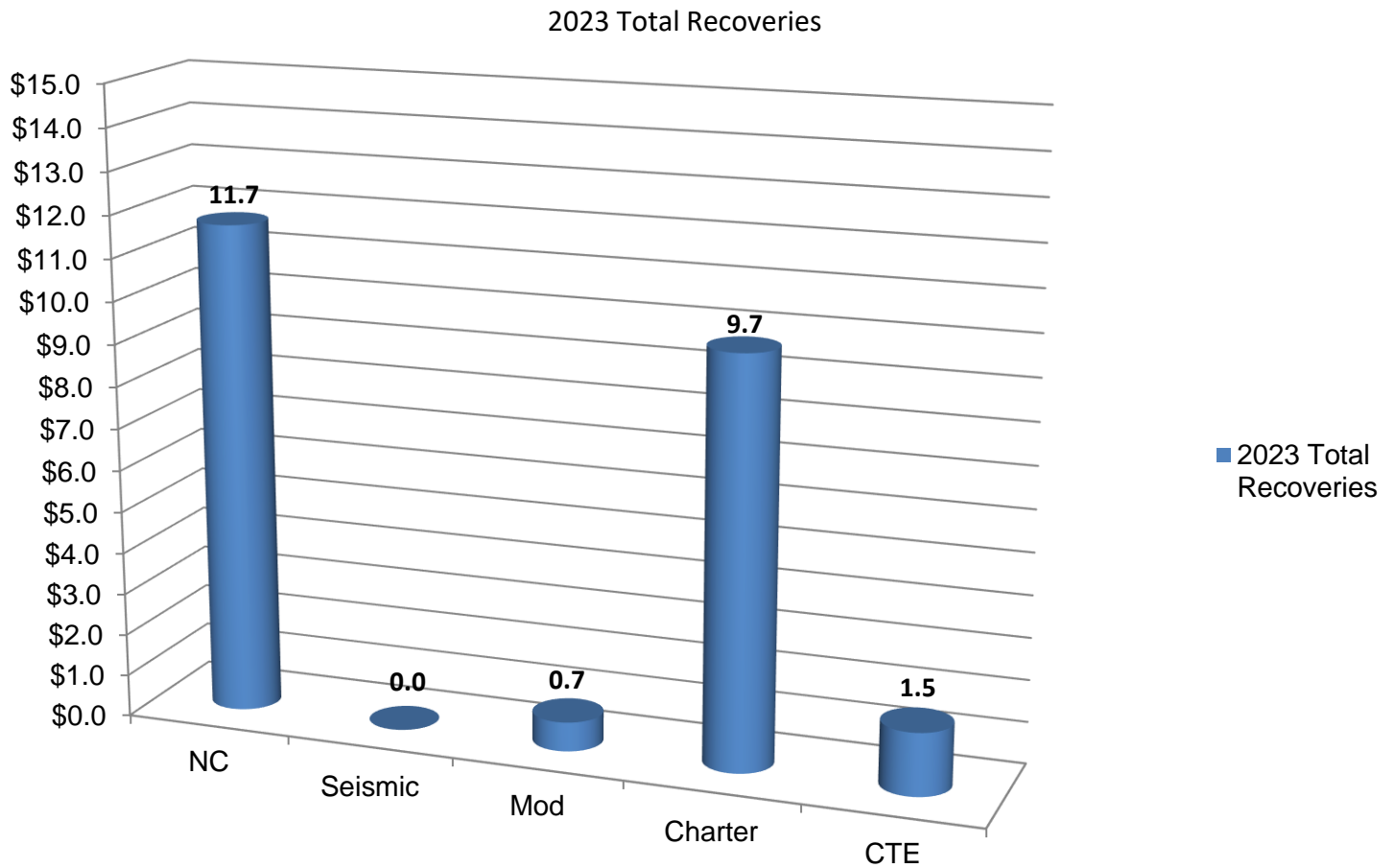


- AppORTioned \$678.5
- Administrative Costs \$4.6
- Remaining Authority \$4.1

California Preschool, Transitional and Full-Day Kindergarten Facilities Grant Program Totals		
FY 2018/2019	\$ 96.7	
FY 2021/2022	\$ 484.3	
FY 2022/2023	\$ 97.5	
AppORTioned	\$ 678.5	98.7%
FY 2018/2019	\$ 0.5	
FY 2021/2022	\$ 3.3	
FY 2022/2023	\$ 0.8	
Administrative Costs	\$ 4.6	0.7%
FY 2018/2019	\$ -	
FY 2021/2022	\$ 2.4	
FY 2022/2023	\$ 1.7	
Remaining Authority	\$ 4.1	0.6%
Grand Total	\$ 687.2	100.0%

Fund Recoveries* – 2023

(Totals represented in millions of dollars)



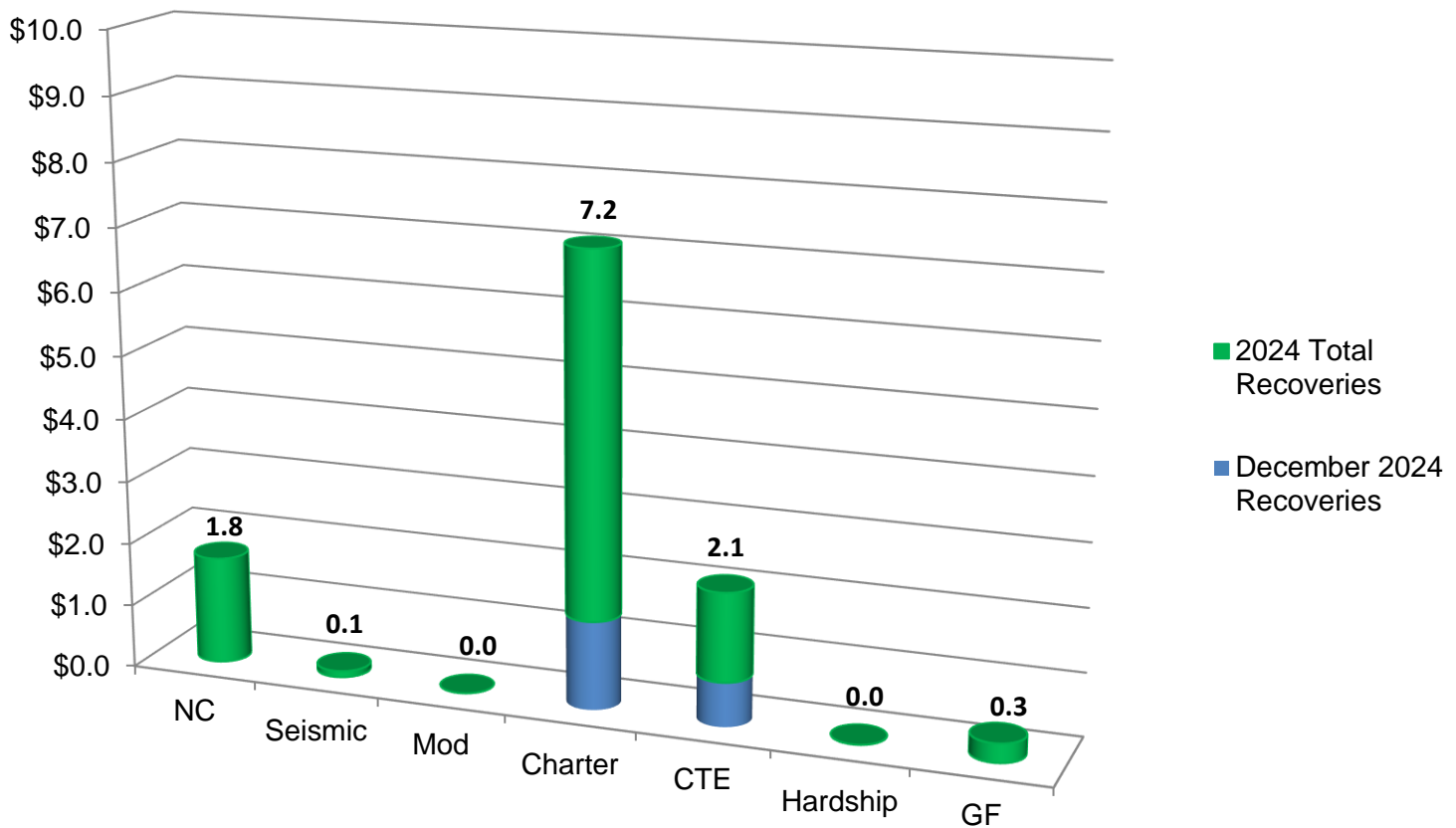
	2023 Totals**
NC	\$11,701,340
Seismic	\$48,279
Modernization	\$667,288
Charter	\$9,743,706
CTE	\$1,471,935
Total	\$23,632,548

*Includes bond proceeds returned (authority may not be available) to the program through reductions to cost incurred, close-outs, loan repayments, rescissions, and special education local plan area transfers.

** 2023 Totals does not reflect any reallocation of authority. For current availability of bond authority, see Status of Funds.

Fund Recoveries* – as of December 03, 2024

(Chart totals represented in millions of dollars)



(Amounts below are whole dollars)

December 2024	1A	47	55	1D	51	General Fund	December Totals	2024 Totals**
NC	\$0	\$0	\$0	\$0	\$127,398	\$0	\$127,398	\$1,801,476
Seismic	\$0	\$0	\$0	\$0	\$0	\$0	\$0	\$140,410
Modernization	\$0	\$0	\$0	\$0	\$7,709	\$0	\$7,709	\$19,631
Charter	\$0	\$349,619	\$410,502	\$560,742	\$121,210	\$0	\$1,442,073	\$7,178,989
CTE	\$0	\$0	\$0	\$0	\$684,232	\$0	\$684,232	\$2,104,561
Hardship	\$0	\$0	\$0	\$0	\$0	\$0	\$0	\$15,463
General Fund	\$0	\$0	\$0	\$0	\$0	\$0	\$0	\$340,346
Total							\$2,261,412	\$11,600,876

*Includes bond proceeds returned (authority may not be available) to the program through reductions to cost incurred, close-outs, loan repayments, rescissions, and special education local plan area transfers.

** 2024 Totals does not reflect any reallocation of authority. For current availability of bond authority, see Status of Funds.

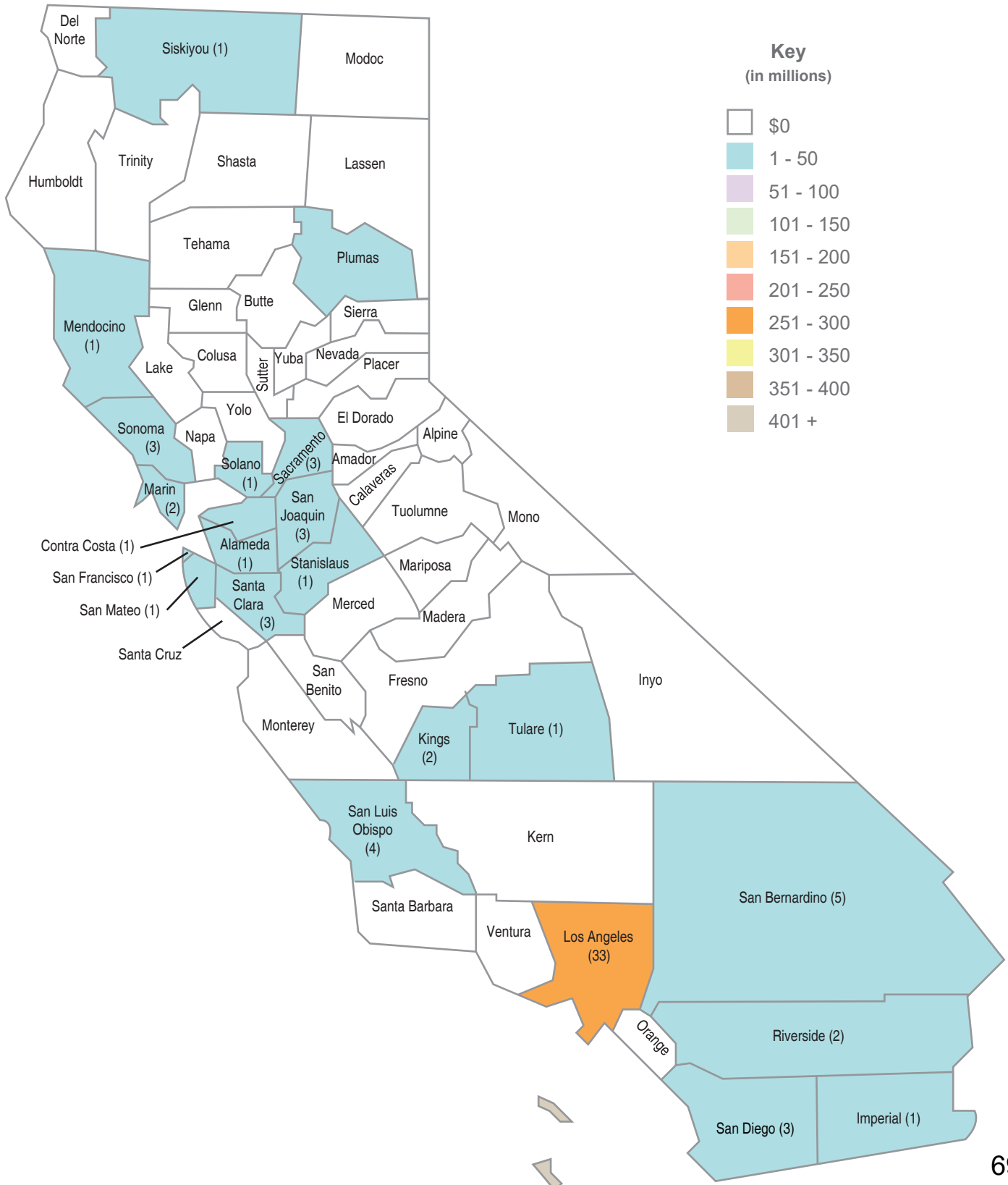
School Facility Program Proposition 51 Apportionments by County

The graphic below displays the amount Apportioned (\$9.27 billion) for 2,837 School Facility Program projects from 518 school districts as of December 31, 2024. The data includes only bond authority provided by Proposition 51 approved by voters in November 2016.



School Facility Program Proposition 51 Current Workload by County

The graphic below displays the Office of Public School Construction's Workload List for New Construction and Modernization (\$498.8 million) for 70 School Facility Program projects from 33 school districts as of December 31, 2024. The projects are anticipated to be allocated from bond authority provided by Proposition 51 approved by voters in November 2016.



**Proposition 51 and General Fund Distribution
As of 12/31/2024**

County	Apportioned		Unfunded		Workload List	
	Project Count	Dollar Amount	Project Count	Dollar Amount	Project Count	Dollar Amount
Alameda	95	\$ 363,259,723.51	0	\$0.00	1	\$ 13,081,284.00
Alpine	0	\$ -	0	\$0.00	0	\$ -
Amador	2	\$ 5,892,241.00	0	\$0.00	0	\$ -
Butte	44	\$ 88,859,888.00	0	\$0.00	0	\$ -
Calaveras	1	\$ 1,221,410.00	0	\$0.00	0	\$ -
Colusa	9	\$ 15,560,906.33	0	\$0.00	0	\$ -
Contra Costa	86	\$ 211,993,427.12	0	\$0.00	1	\$ 13,278,135.00
Del Norte	13	\$ 6,145,589.60	0	\$0.00	0	\$ -
El Dorado	16	\$ 26,049,779.00	0	\$0.00	0	\$ -
Fresno	149	\$ 396,356,507.10	0	\$0.00	0	\$ -
Glenn	14	\$ 32,734,502.00	0	\$0.00	0	\$ -
Humboldt	30	\$ 76,761,135.09	0	\$0.00	0	\$ -
Imperial	29	\$ 109,247,412.14	0	\$0.00	0	\$ -
Inyo	0	\$ -	0	\$0.00	0	\$ -
Kern	91	\$ 448,005,038.65	0	\$0.00	0	\$ -
Kings	38	\$ 112,919,122.84	0	\$0.00	2	\$ 15,356,148.00
Lake	15	\$ 22,732,209.00	0	\$0.00	0	\$ -
Lassen	2	\$ 1,137,608.00	0	\$0.00	0	\$ -
Los Angeles	510	\$ 1,608,083,031.27	0	\$0.00	33	\$ 277,283,036.00
Madera	9	\$ 93,194,288.77	0	\$0.00	0	\$ -
Marin	33	\$ 57,254,719.00	0	\$0.00	0	\$ -
Mariposa	0	\$ -	0	\$0.00	0	\$ -
Mendocino	11	\$ 9,657,746.13	0	\$0.00	1	\$ 1,822,028.00
Merced	52	\$ 110,837,985.36	0	\$0.00	0	\$ -
Modoc	0	\$ -	0	\$0.00	0	\$ -
Mono	1	\$ 124,965.00	0	\$0.00	0	\$ -
Monterey	46	\$ 110,606,598.74	0	\$0.00	0	\$ -
Napa	10	\$ 31,808,742.78	0	\$0.00	0	\$ -
Nevada	6	\$ 15,881,076.33	0	\$0.00	0	\$ -
Orange	250	\$ 994,355,405.97	0	\$0.00	0	\$ -
Placer	48	\$ 292,870,605.45	0	\$0.00	0	\$ -
Plumas	3	\$ 5,307,924.00	0	\$0.00	0	\$ -
Riverside	174	\$ 815,457,530.04	0	\$0.00	2	\$ 24,321,916.00
Sacramento	112	\$ 400,761,979.67	0	\$0.00	3	\$ 7,779,099.00
San Benito	14	\$ 62,142,420.55	0	\$0.00	0	\$ -
San Bernardino	129	\$ 434,187,333.63	0	\$0.00	5	\$ 30,135,435.67
San Diego	124	\$ 461,868,605.52	0	\$0.00	3	\$ 35,199,856.33
San Francisco	26	\$ 113,061,096.11	0	\$0.00	1	\$ 5,087,190.00
San Joaquin	56	\$ 206,204,022.22	0	\$0.00	3	\$ 37,214,725.00
San Luis Obispo	26	\$ 64,390,365.32	0	\$0.00	4	\$ 7,622,643.00
San Mateo	50	\$ 128,349,624.77	0	\$0.00	1	\$ 936,186.00
Santa Barbara	48	\$ 113,473,021.21	0	\$0.00	0	\$ -
Santa Clara	72	\$ 251,817,014.85	0	\$0.00	3	\$ 5,539,149.00
Santa Cruz	24	\$ 32,088,332.33	0	\$0.00	0	\$ -
Shasta	20	\$ 24,977,100.66	0	\$0.00	0	\$ -
Sierra	0	\$ -	0	\$0.00	0	\$ -
Siskiyou	19	\$ 38,913,822.33	0	\$0.00	1	\$ 1,563,023.00
Solano	38	\$ 102,491,071.00	0	\$0.00	1	\$ 2,510,040.00
Sonoma	27	\$ 35,163,601.15	0	\$0.00	3	\$ 14,360,512.00
Stanislaus	43	\$ 84,067,001.20	0	\$0.00	1	\$ 692,087.00
Sutter	6	\$ 8,493,492.33	0	\$0.00	0	\$ -
Tehama	15	\$ 27,072,615.96	0	\$0.00	0	\$ -
Trinity	11	\$ 89,527,932.97	0	\$0.00	0	\$ -
Tulare	112	\$ 349,791,790.96	0	\$0.00	1	\$ 5,041,833.00
Tuolumne	3	\$ 6,366,544.00	0	\$0.00	0	\$ -
Ventura	39	\$ 120,641,350.35	0	\$0.00	0	\$ -
Yolo	15	\$ 35,691,605.00	0	\$0.00	0	\$ -
Yuba	21	\$ 14,917,690.67	0	\$0.00	0	\$ -
Total	2,837	\$ 9,270,776,552.98	0	\$ -	70	\$ 498,824,326.00

School Facility Program Bond Authority from Proposition 51 and General Fund

(in millions of dollars, as of December 31, 2024)

New Construction

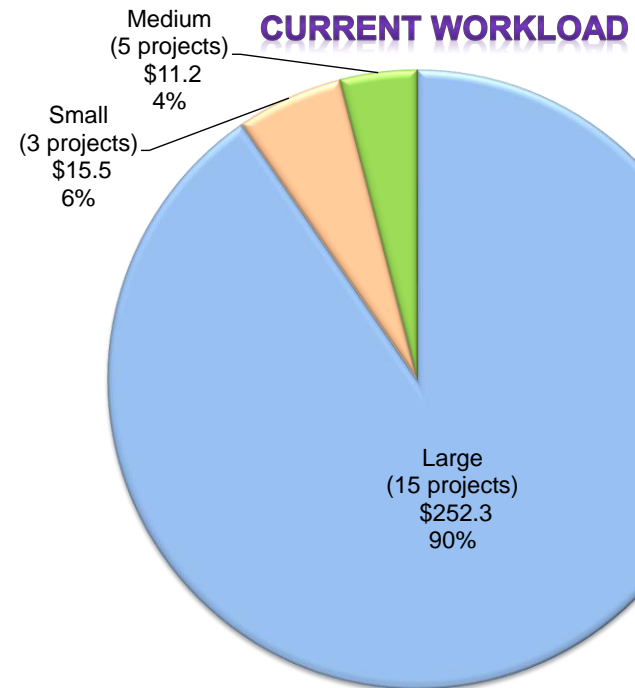
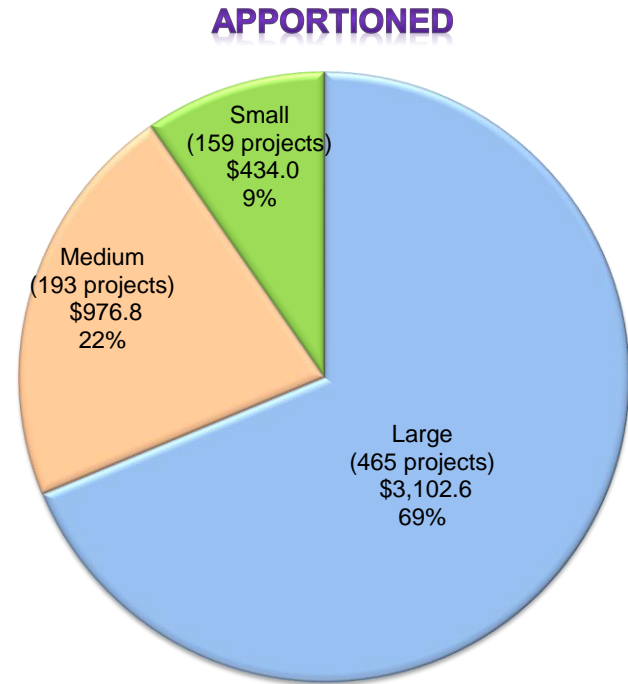
Legend

Small School Districts – ADA < 2,500 pupils

Medium School Districts – ADA > 2,500 pupils < 10,000 pupils

Large School Districts – ADA > 10,000 pupils

District Size (based on 2023/24 Enrollment)
 (# of projects)
 (in millions)



School Facility Program Bond Authority from Proposition 51 and General Fund

(in millions of dollars, as of December 31, 2024)

Modernization

Legend

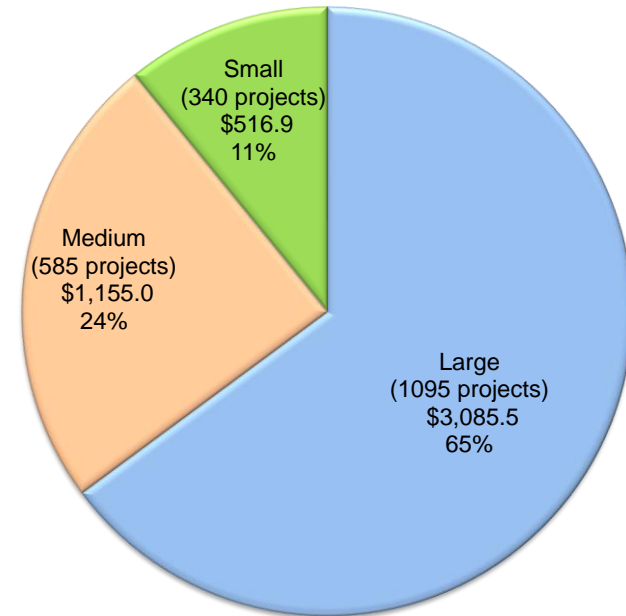
Small School Districts – ADA < 2,500 pupils

Medium School Districts – ADA > 2,500 pupils < 10,000 pupils

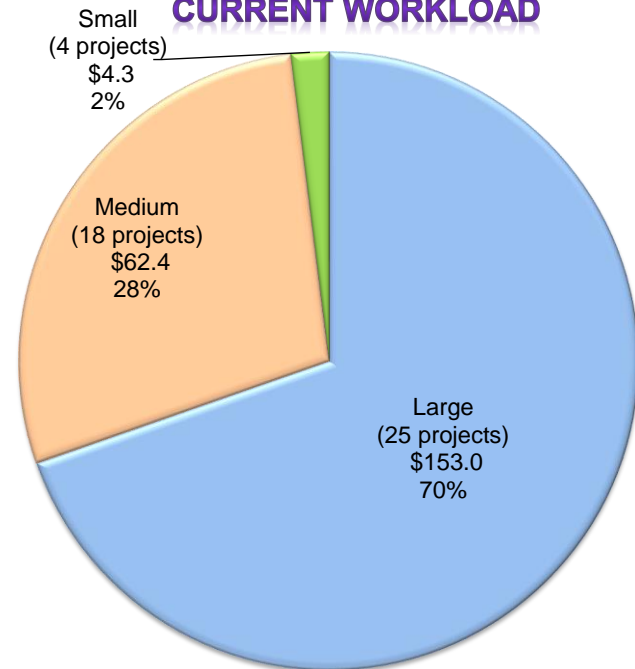
Large School Districts – ADA > 10,000 pupils

District Size (based on 2023/24 Enrollment)
(# of projects)
(in millions)

APPORTIONED



CURRENT WORKLOAD



Unique School Districts (USD) Receiving Proposition 51 and General Fund Funds (As of December 31, 2024)

New Construction

2023/24 Enrollment

	School Districts Statewide		
	#	%	Enrollment
Small – ADA < 2,500 pupils	581	57%	412,361
Medium – ADA > 2,500 pupils < 10,000 pupils	275	27%	1,435,750
Large – ADA > 10,000 pupils	162	16%	4,004,433
	1,018	100%	5,852,544

Apportioned					
# of USD	Enrollment	\$ Amount	By Size*	Size vs. All**	Students***
89	85,269	\$ 433,978,399	31.6%	8.7%	1.5%
92	497,946	\$ 976,833,522	32.6%	9.0%	8.5%
101	2,744,824	\$ 3,102,554,421	35.8%	9.9%	46.9%
282	3,328,039	\$ 4,513,366,342	100.0%	27.7%	56.9%

Workload					
# of USD	Enrollment	\$ Amount	By Size*	Size vs. All**	Students***
2	1,368	\$ 15,546,577	18.2%	0.2%	0.0%
3	15,223	\$ 11,220,509	27.3%	0.3%	0.3%
6	660,947	\$ 252,290,264	54.5%	0.6%	11.3%
11	677,538	\$ 279,057,350	100.0%	1.1%	11.6%

Modernization

2023/24 Enrollment

	School Districts Statewide		
	#	%	Enrollment
Small – ADA < 2,500 pupils	581	57%	412,361
Medium – ADA > 2,500 pupils < 10,000 pupils	275	27%	1,435,750
Large – ADA > 10,000 pupils	162	16%	4,004,433
	1,018	100%	5,852,544

Apportioned					
# of USD	Enrollment	\$ Amount	By Size*	Size vs. All**	Students***
184	164,622	\$ 516,910,809	40.8%	18.1%	2.8%
148	791,680	\$ 1,155,017,809	32.8%	14.5%	13.5%
119	3,336,567	\$ 3,085,481,594	26.4%	11.7%	57.0%
451	4,292,869	\$ 4,757,410,211	100.0%	44.3%	73.4%

Workload					
# of USD	Enrollment	\$ Amount	By Size*	Size vs. All**	Students***
4	3,242	\$ 4,298,410	16.0%	0.4%	0.1%
7	47,479	\$ 62,421,193	28.0%	0.7%	0.8%
14	971,885	\$ 153,047,373	56.0%	1.4%	16.6%
25	1,022,606	\$ 219,766,976	100.0%	2.5%	17.5%

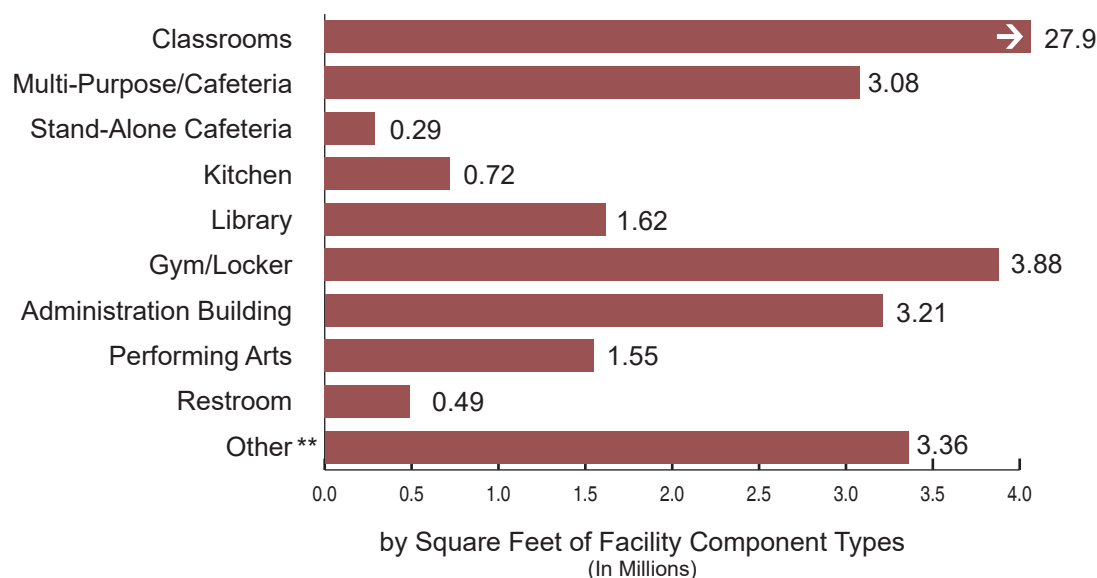
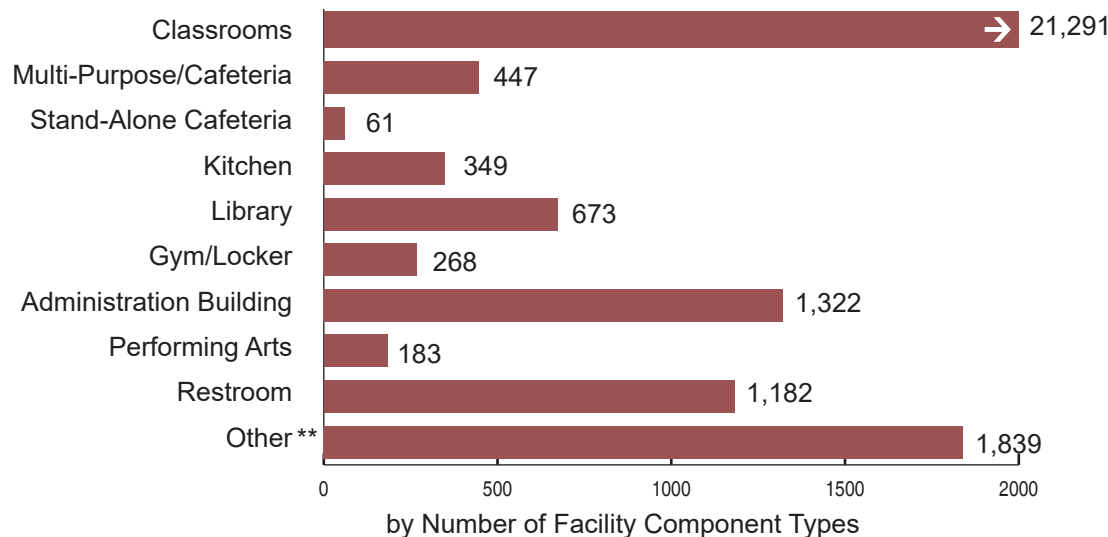
*Percentage of funding to small, medium or large school districts

** Percentage of funding to small, medium, and large school district vs. all school districts statewide

***Percentage of students statewide

School Facility Program
Propositions 47, 55, 1D, 51 and General Fund New Construction Projects Built
Project Information Worksheet
As of December 31, 2024

The graphics below detail the number of facility components types constructed, including square footages for 1,648 School Facility Program new construction projects apportioned from January 2008 to December 31, 2024 and for which a Project Information Worksheet (PIW) was submitted.*



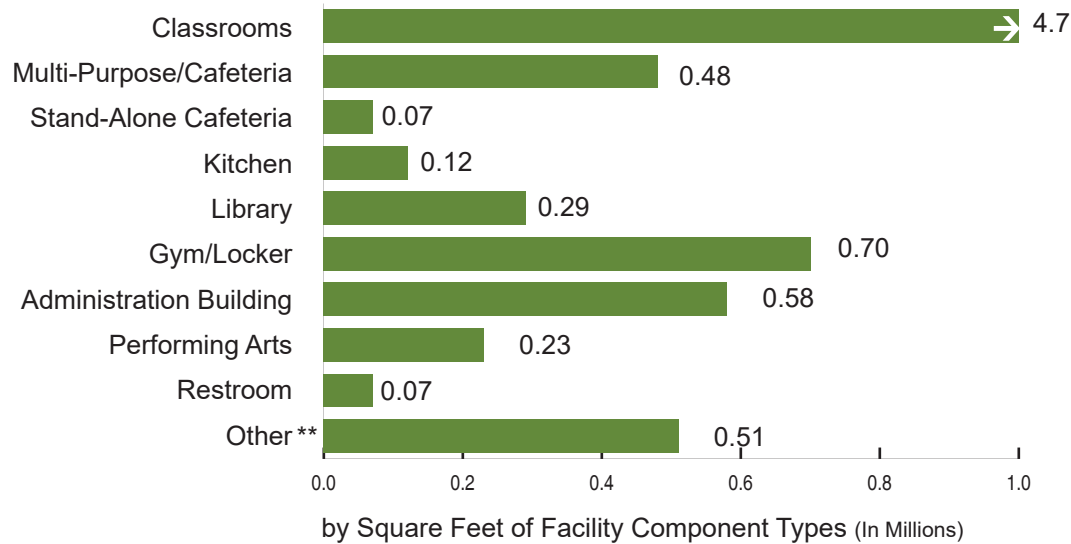
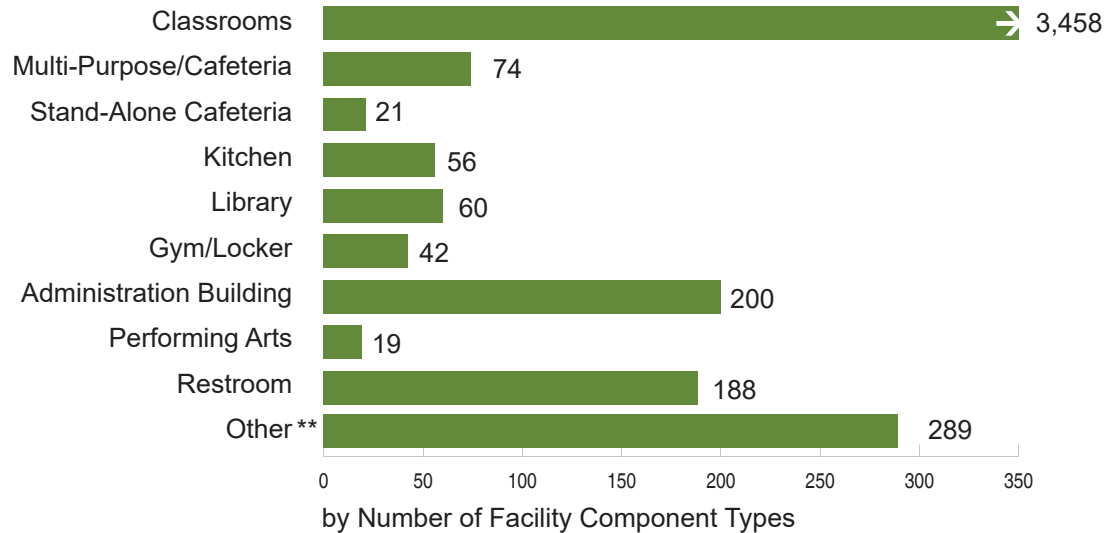
Average Square Feet Per Facility	Classrooms	1,310	Gym/Locker	14,495
	Multi-Purpose/Cafeteria	6,895	Administration Building	2,427
	Stand-Alone Cafeteria	4,700	Performing Arts	8,484
	Kitchen	2,054	Restroom	415
	Library	2,404	Other**	1,827

* The submittal of a PIW is required at three times for a new construction project: 1) the full grant fund release; 2) the first annual expenditure report (one year following the fund release); and 3) the final expenditure report (when the project is deemed complete). This graphic does not include any apportioned project for which a fund release was not submitted when the data was compiled. The data includes the state apportionment, district match, any additional district funding, and excludes site acquisition amounts.

** Other includes (but is not limited to) facilities such as staff rooms, conference rooms, and resource rooms.

School Facility Program
Proposition 47 New Construction Projects Built
Project Information Worksheet
As of December 31, 2024

The graphics below detail the number of facility components types constructed, including square footages for 210 School Facility Program new construction projects apportioned from January 2008 to December 31, 2024 and for which a Project Information Worksheet (PIW) was submitted*.



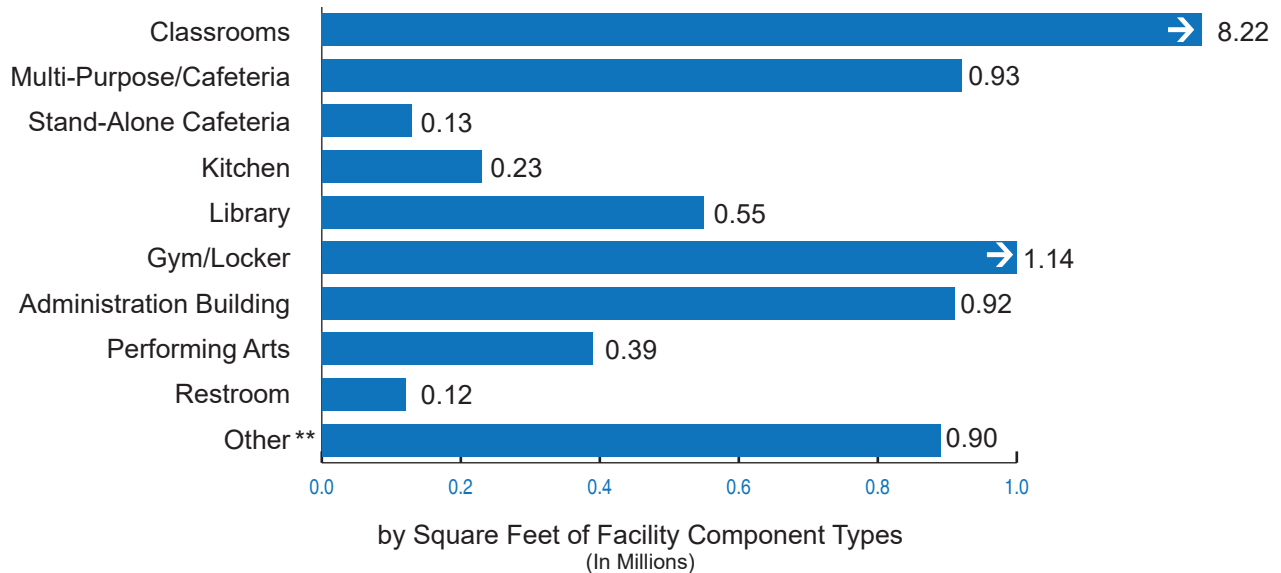
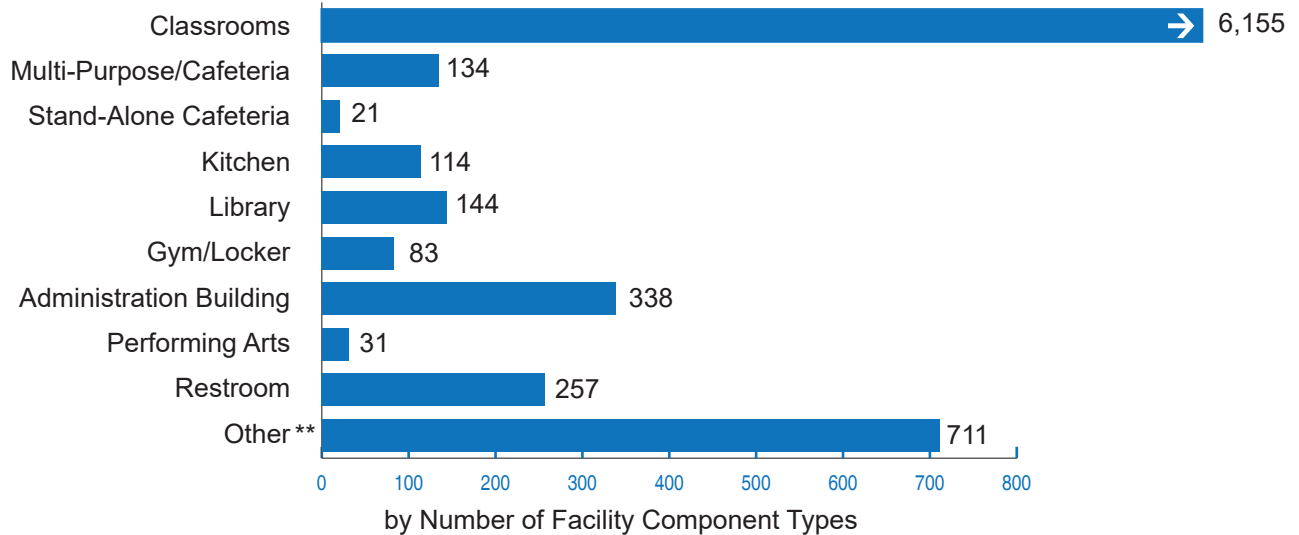
Average Square Feet Per Facility	Classrooms	1,364	Gym/Locker	16,563
	Multi-Purpose/Cafeteria	6,500	Administration Building	2,910
	Stand-Alone Cafeteria	3,307	Performing Arts	11,912
	Kitchen	2,085	Restroom	359
	Library	4,828	Other**	1,764

* The submittal of a PIW is required at three times for a new construction project: 1) the full grant fund release; 2) the first annual expenditure report (one year following the fund release); and 3) the final expenditure report (when the project is deemed complete). This graphic does not include any apportioned project for which a fund release was not submitted when the data was compiled. The data includes the state apportionment, district match, any additional district funding, and excludes site acquisition amounts.

** Other includes (but is not limited to) facilities such as staff rooms, conference rooms, and resource rooms.

School Facility Program
Proposition 55 New Construction Projects Built
Project Information Worksheet
As of December 31, 2024

The graphics below detail the number of facility components types constructed, including square footages for 368 School Facility Program new construction projects apportioned from January 2008 to December 31, 2024 and for which a Project Information Worksheet (PIW) was submitted*.



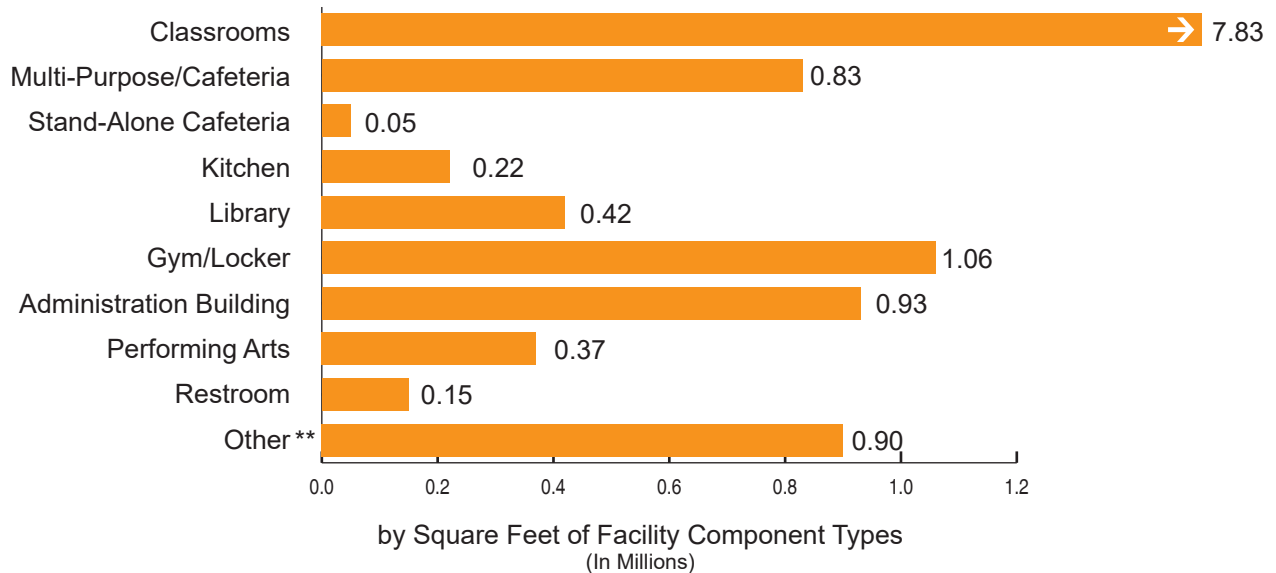
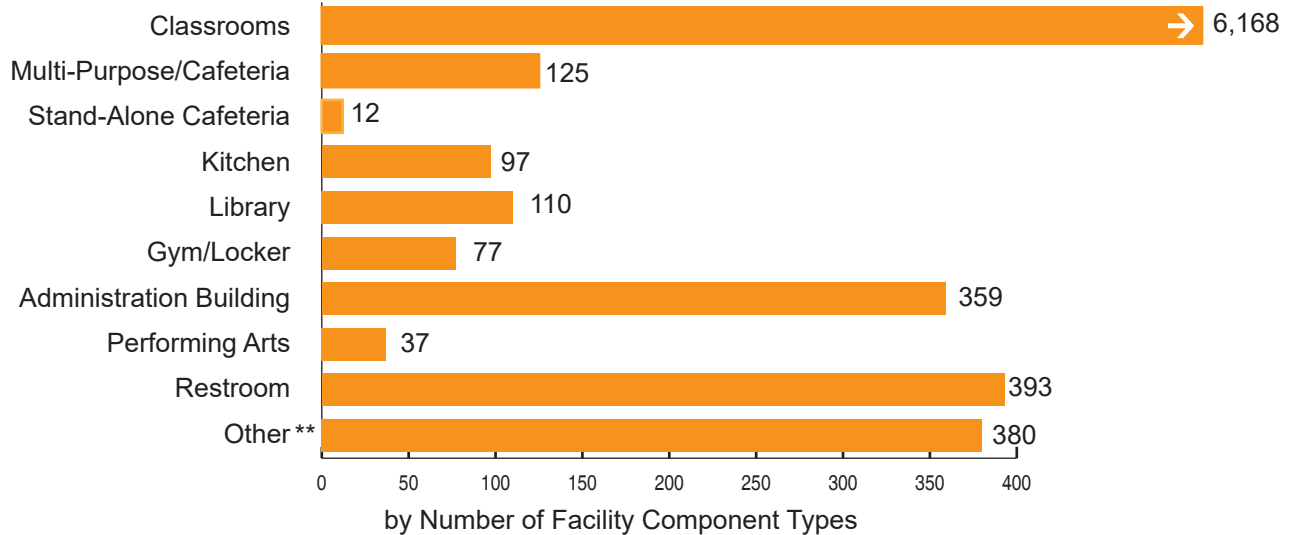
Average Square Feet Per Facility	Classrooms	1,335	Gym/Locker	13,735
	Multi-Purpose/Cafeteria	6,927	Administration Building	2,709
	Stand-Alone Cafeteria	6,355	Performing Arts	12,611
	Kitchen	2,031	Restroom	484
	Library	3,847	Other**	1,265

* The submittal of a PIW is required at three times for a new construction project: 1) the full grant fund release; 2) the first annual expenditure report (one year following the fund release); and 3) the final expenditure report (when the project is deemed complete). This graphic does not include any apportioned project for which a fund release was not submitted when the data was compiled. The data includes the state apportionment, district match, any additional district funding, and excludes site acquisition amounts.

** Other includes (but is not limited to) facilities such as staff rooms, conference rooms, and resource rooms.

School Facility Program
Proposition 1D New Construction Projects Built
Project Information Worksheet
As of December 31, 2024

The graphics below detail the number of facility components types constructed, including square footages for 443 School Facility Program new construction projects apportioned from January 2008 to December 31, 2024 and for which a Project Information Worksheet (PIW) was submitted*.



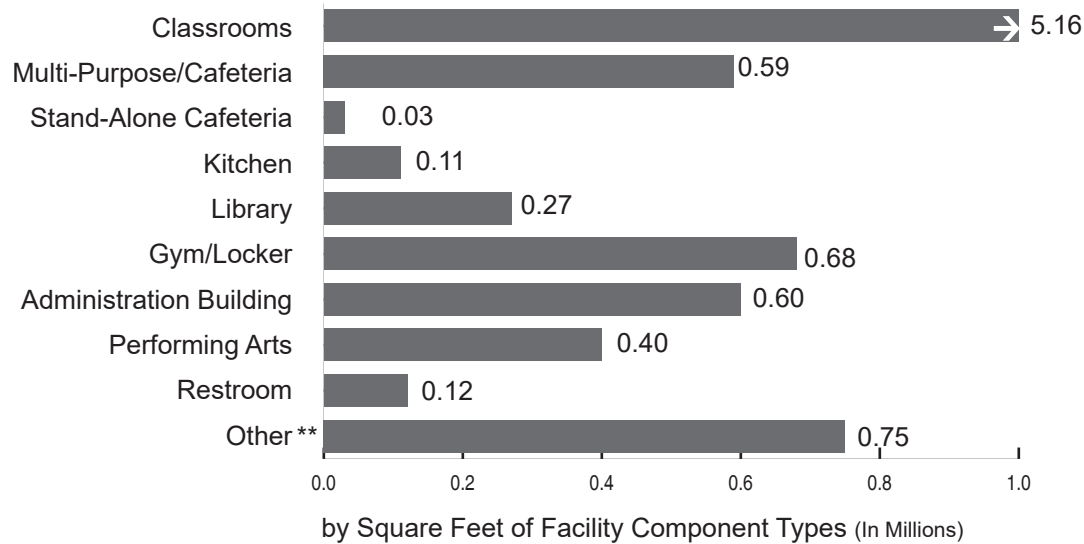
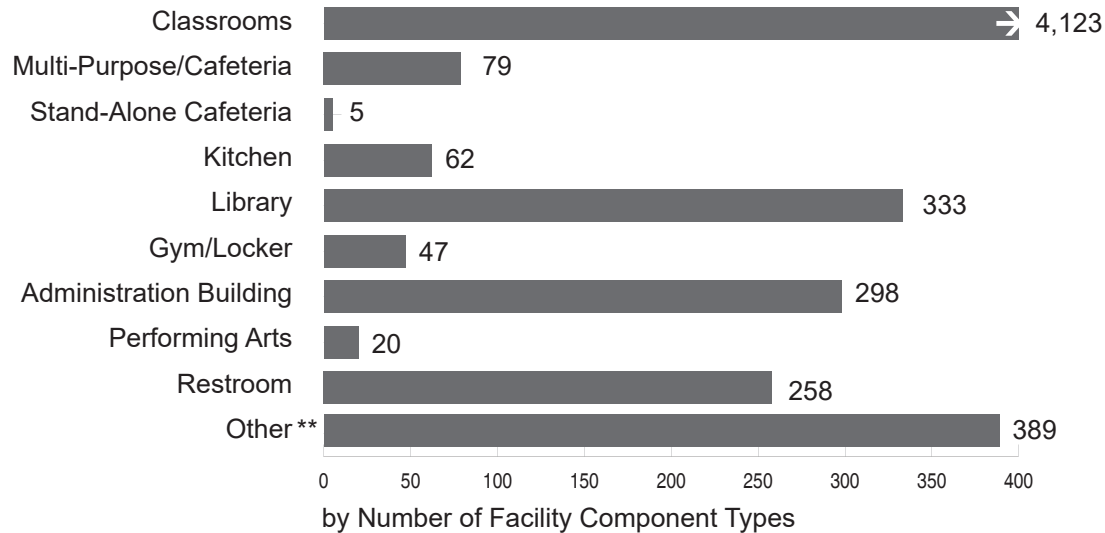
Average Square Feet Per Facility	Classrooms	1,270	Gym/Locker	13,730
	Multi-Purpose/Cafeteria	6,637	Administration Building	2,586
	Stand-Alone Cafeteria	4,011	Performing Arts	10,134
	Kitchen	2,304	Restroom	378
	Library	3,774	Other**	2,371

* The submittal of a PIW is required at three times for a new construction project: 1) the full grant fund release; 2) the first annual expenditure report (one year following the fund release); and 3) the final expenditure report (when the project is deemed complete). This graphic does not include any apportioned project for which a fund release was not submitted when the data was compiled. The data includes the state apportionment, district match, any additional district funding, and excludes site acquisition amounts.

** Other includes (but is not limited to) facilities such as staff rooms, conference rooms, and resource rooms.

School Facility Program
Proposition 51 New Construction Projects Built
Project Information Worksheet
As of December 31, 2024

The graphics below detail the number of facility components types constructed, including square footages for 318 School Facility Program new construction projects apportioned from September 2017 to December 31, 2024 and for which a Project Information Worksheet (PIW) was submitted*.



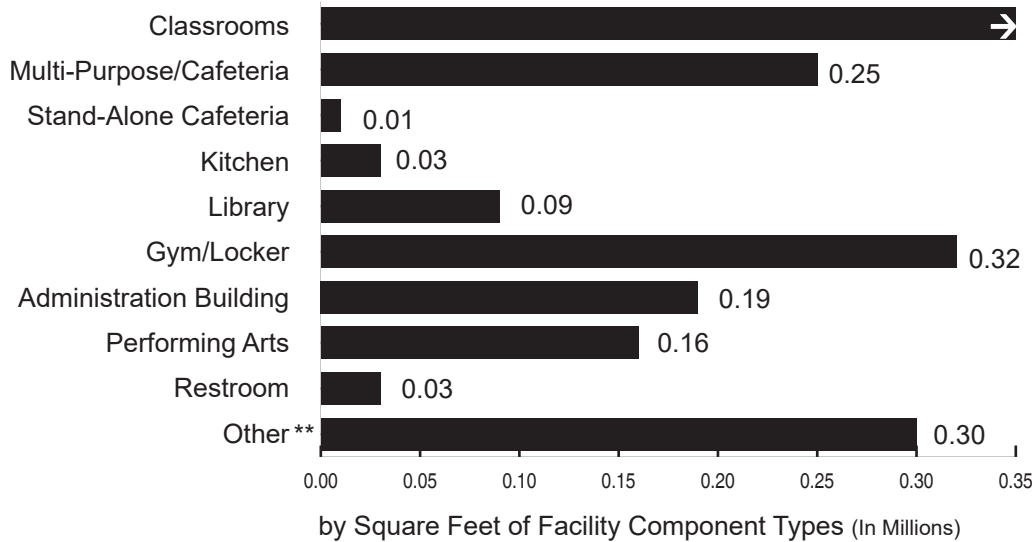
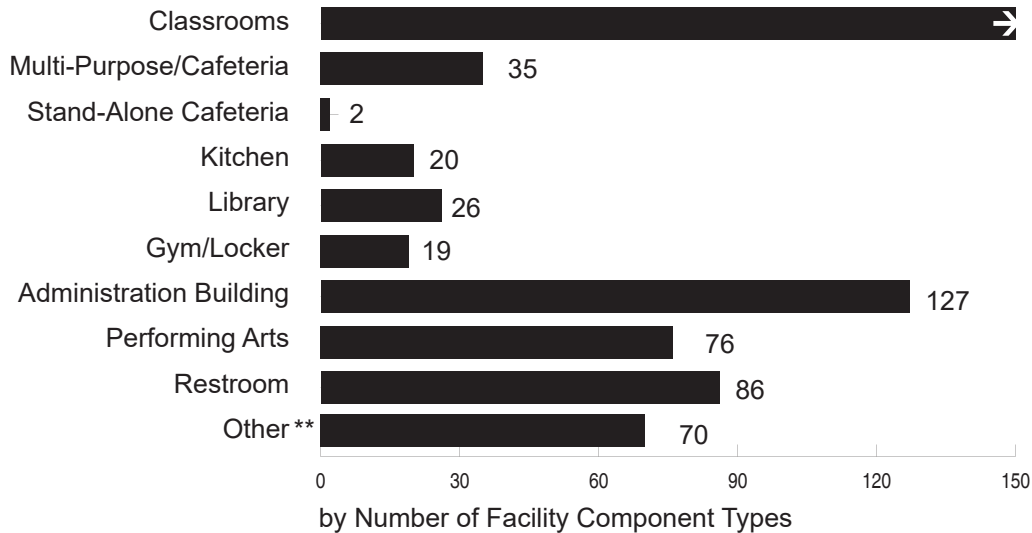
Average Square Feet Per Facility	Classrooms	1,253	Gym/Locker	14,379
	Multi-Purpose/Cafeteria	7,518	Administration Building	1,999
	Stand-Alone Cafeteria	5,569	Performing Arts	19,882
	Kitchen	1,834	Restroom	468
	Library	803	Other**	1,917

* The submittal of a PIW is required at three times for a new construction project: 1) the full grant fund release; 2) the first annual expenditure report (one year following the fund release); and 3) the final expenditure report (when the project is deemed complete). This graphic does not include any apportioned project for which a fund release was not submitted when the data was compiled. The data includes the state apportionment, district match, any additional district funding, and excludes site acquisition amounts.

** Other includes (but is not limited to) facilities such as staff rooms, conference rooms, and resource rooms.

School Facility Program
General Fund New Construction Projects Built
Project Information Worksheet
As of December 31, 2024

The graphics below detail the number of facility components types constructed, including square footages for 145 School Facility Program new construction projects apportioned from January 2008 to December 31, 2024 and for which a Project Information Worksheet (PIW) was submitted*.



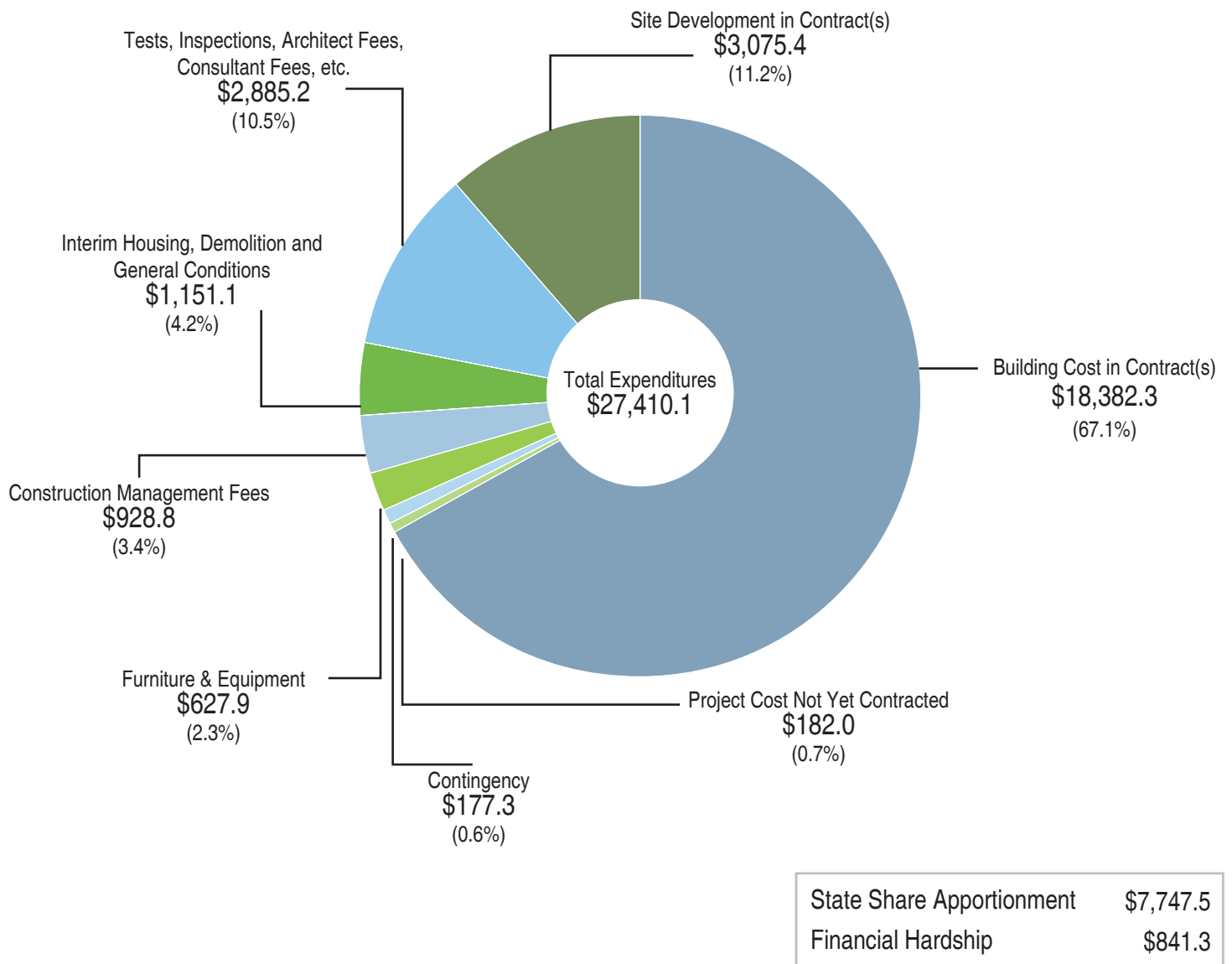
Average Square Feet Per Facility	Classrooms	1,408	Gym/Locker	16,630
	Multi-Purpose/Cafeteria	7,120	Administration Building	1,468
	Stand-Alone Cafeteria	3,908	Performing Arts	2,140
	Kitchen	1,558	Restroom	332
	Library	3,518	Other**	4,331

* The submittal of a PIW is required at three times for a new construction project: 1) the full grant fund release; 2) the first annual expenditure report (one year following the fund release); and 3) the final expenditure report (when the project is deemed complete). This graphic does not include any apportioned project for which a fund release was not submitted when the data was compiled. The data includes the state apportionment, district match, any additional district funding, and excludes site acquisition amounts.

** Other includes (but is not limited to) facilities such as staff rooms, conference rooms, and resource rooms.

School Facility Program
Project Information Worksheet
Expenditures: State and Local Contributions
(in millions)

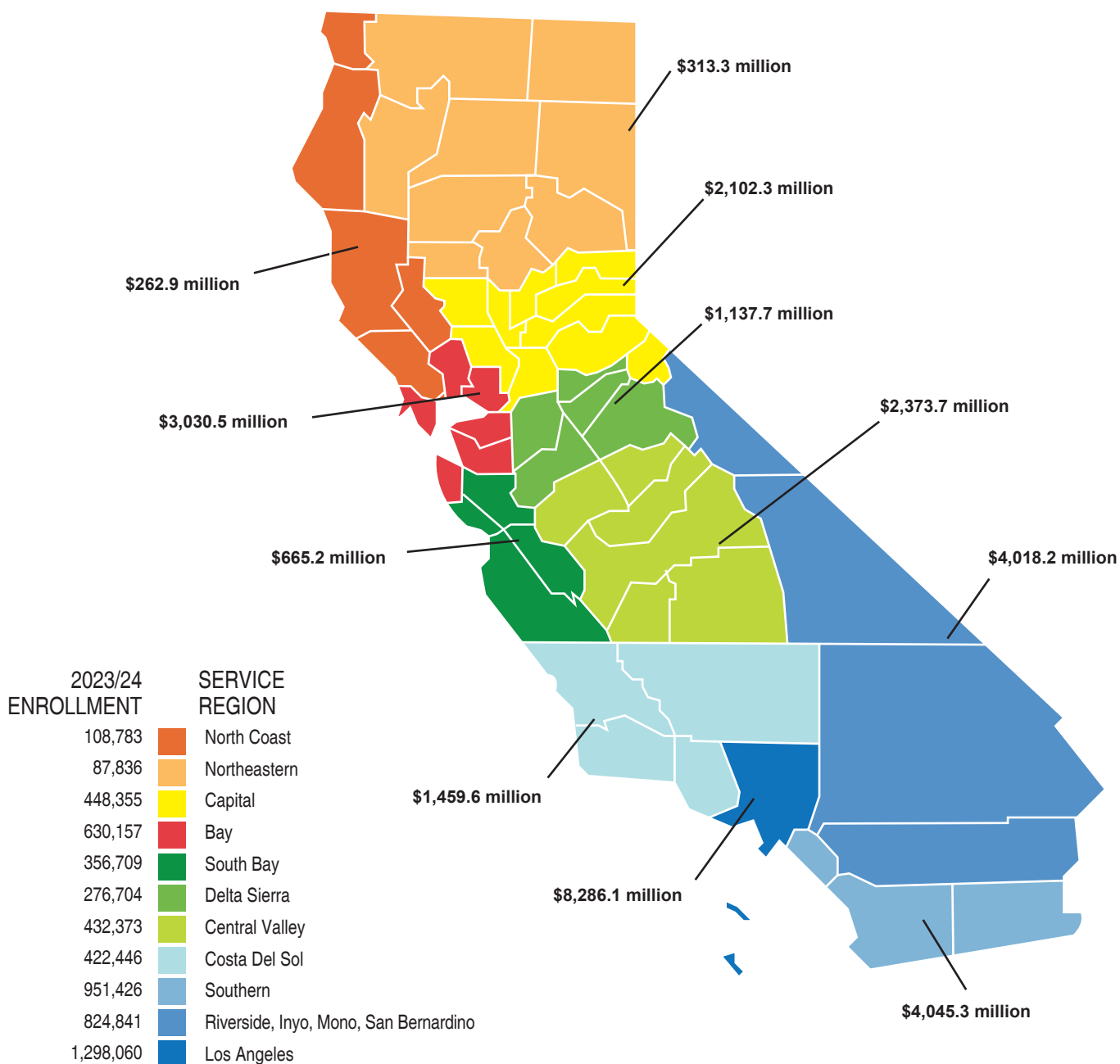
The chart below uses data from 1,648 new construction projects apportioned from January 2008 through December 31, 2024, that were required to submit a Project Information Worksheet (PIW) at the time this data was compiled.* The data includes the state funding, required district match, and any additional district funding.



* The submittal of a PIW is required at three times for a new construction project: 1) the full grant fund release; 2) the first annual expenditure report (one year following the fund release); and 3) the final expenditure report (when the project is deemed complete). This graphic does not include any apportioned project for which a fund release was not submitted when the data was compiled. The 1,648 projects include 211 financial hardship apportionments at the final adjusted grant funding stage.

School Facility Program Gross Construction Expenditures by School Facility Program Service Region

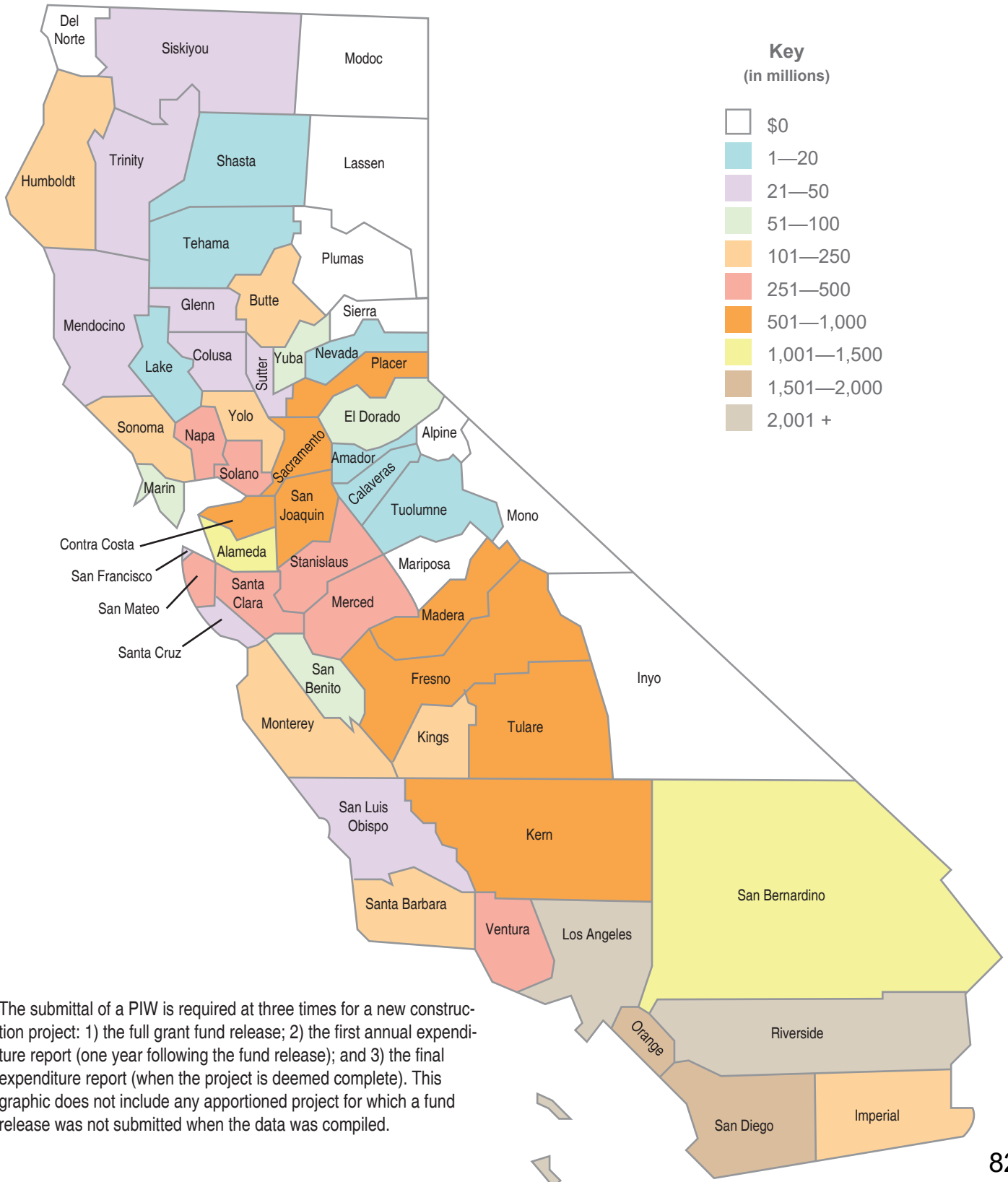
The graphic below displays the gross construction expenditures (\$27,695 million) for 1,648 School Facility Program new construction projects apportioned from January 2008 through December 31, 2024 and for which a Project Information Worksheet (PIW) was submitted.* The data includes the state funding, required district match, and any additional district funding.



* The submittal of a PIW is required at three times for a new construction project: 1) the full grant fund release; 2) the first annual expenditure report (one year following the fund release); and 3) the final expenditure report (when the project is deemed complete). This graphic does not include any apportioned project for which a fund release was not submitted when the data was compiled.

School Facility Program Gross Construction Expenditures by County

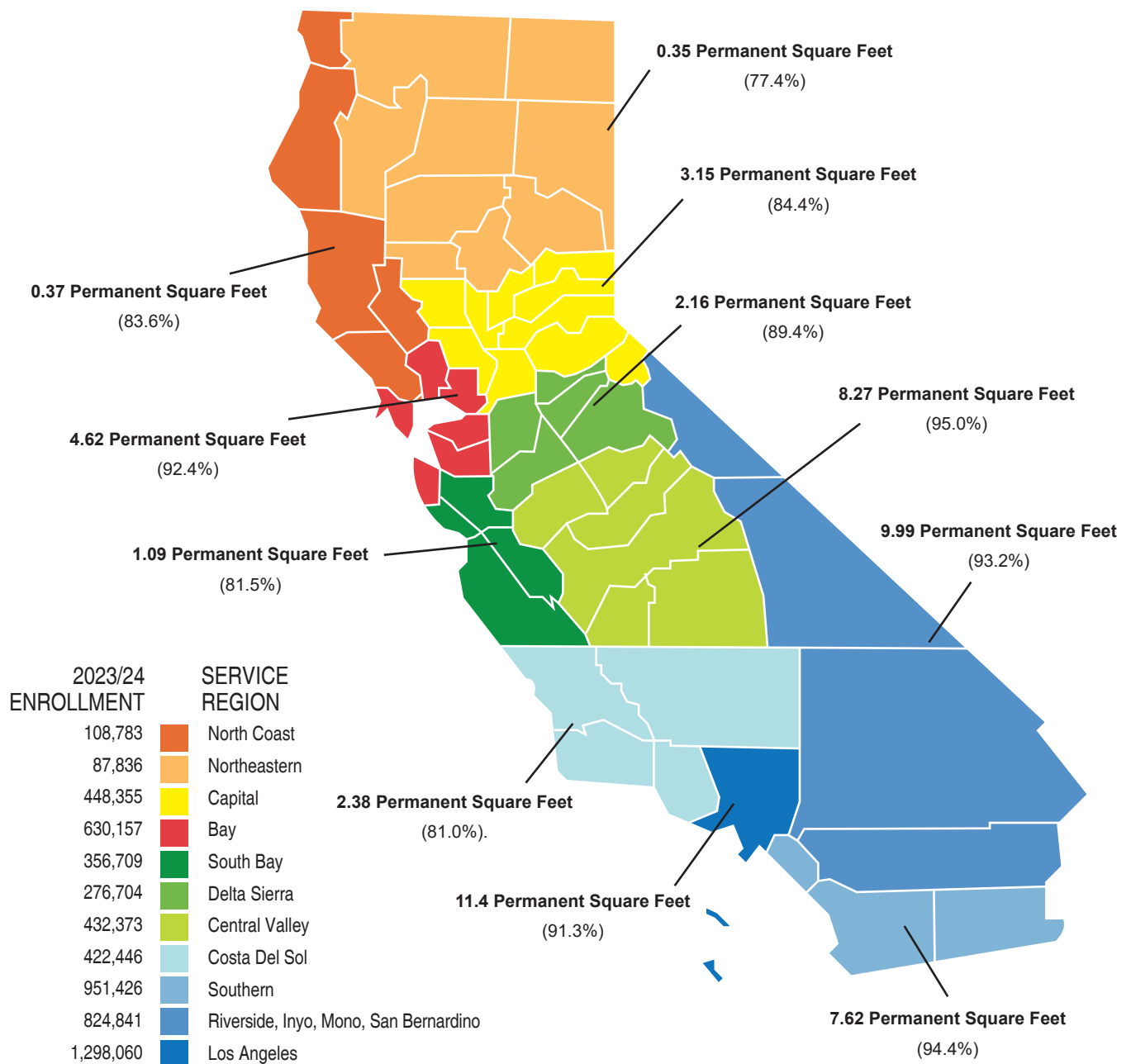
The graphic below displays the gross construction expenditures (\$27,695 million) for 1,648 School Facility Program new construction projects apportioned from January 2008 through December 31, 2024 and for which a Project Information Worksheet (PIW) was submitted.* The data includes the state funding, required district match, and any additional district funding.



* The submittal of a PIW is required at three times for a new construction project: 1) the full grant fund release; 2) the first annual expenditure report (one year following the fund release); and 3) the final expenditure report (when the project is deemed complete). This graphic does not include any apportioned project for which a fund release was not submitted when the data was compiled.

School Facility Program
Project Information Worksheet
Permanent Construction by School Facility Program Service Region
(in millions)

The graphic displays the permanent square footage construction versus the total square footage construction (which includes modular and portable construction) for 1,648 new construction projects apportioned from January 2008 through December 31, 2024 and for which a Project Information Worksheet (PIW) was submitted.*

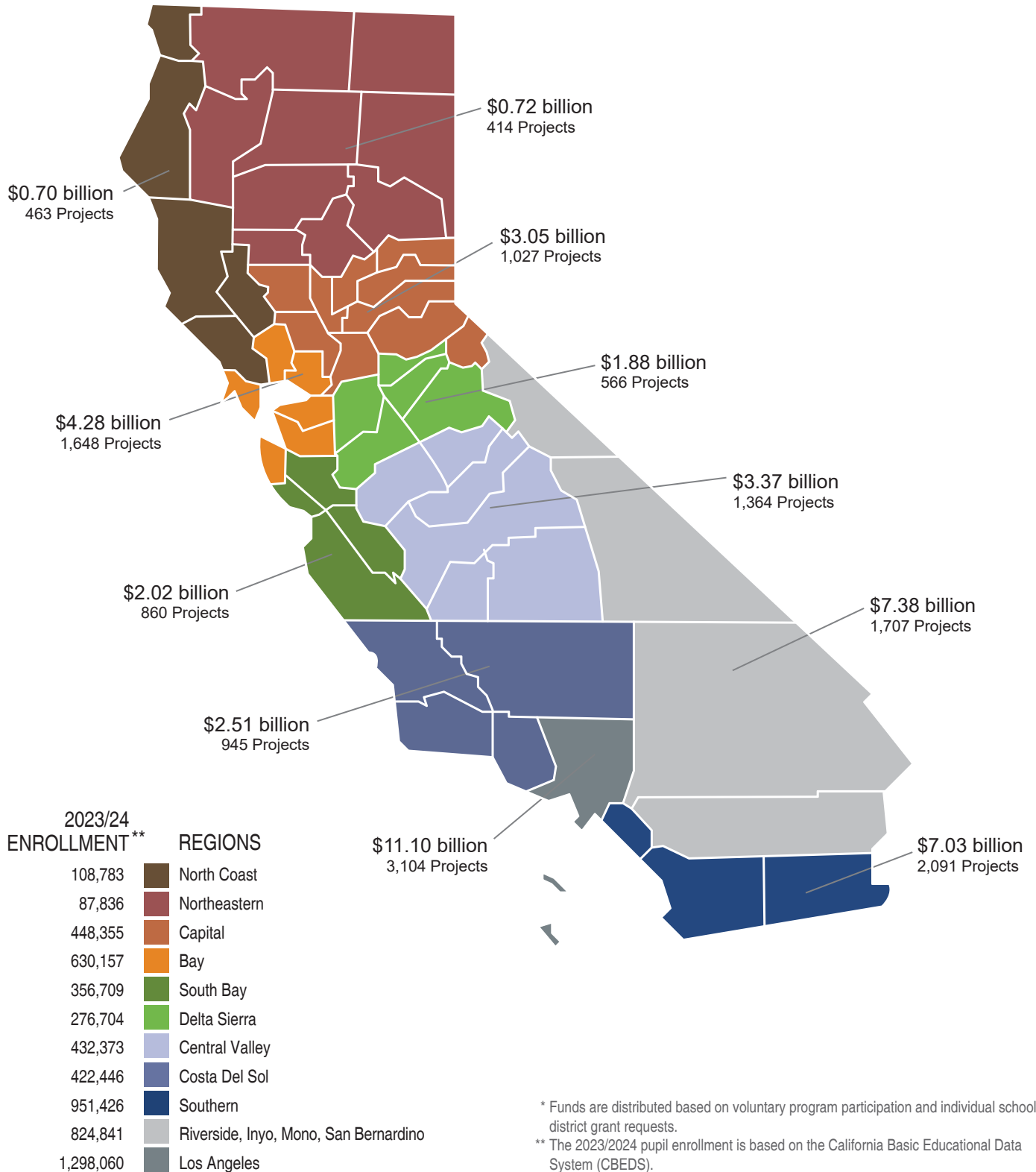


* The submittal of a PIW is required at three times for a new construction project: 1) the full grant fund release; 2) the first annual expenditure report (one year following the fund release); and 3) the final expenditure report (when the project is deemed complete). This graphic does not include any apportioned project for which a fund release was not submitted when the data was compiled. The 1,648 projects include 211 financial hardship apportionments at the final adjusted grant funding stage.

SCHOOL FACILITY PROGRAM
Funding by School Facility Program Service Region*

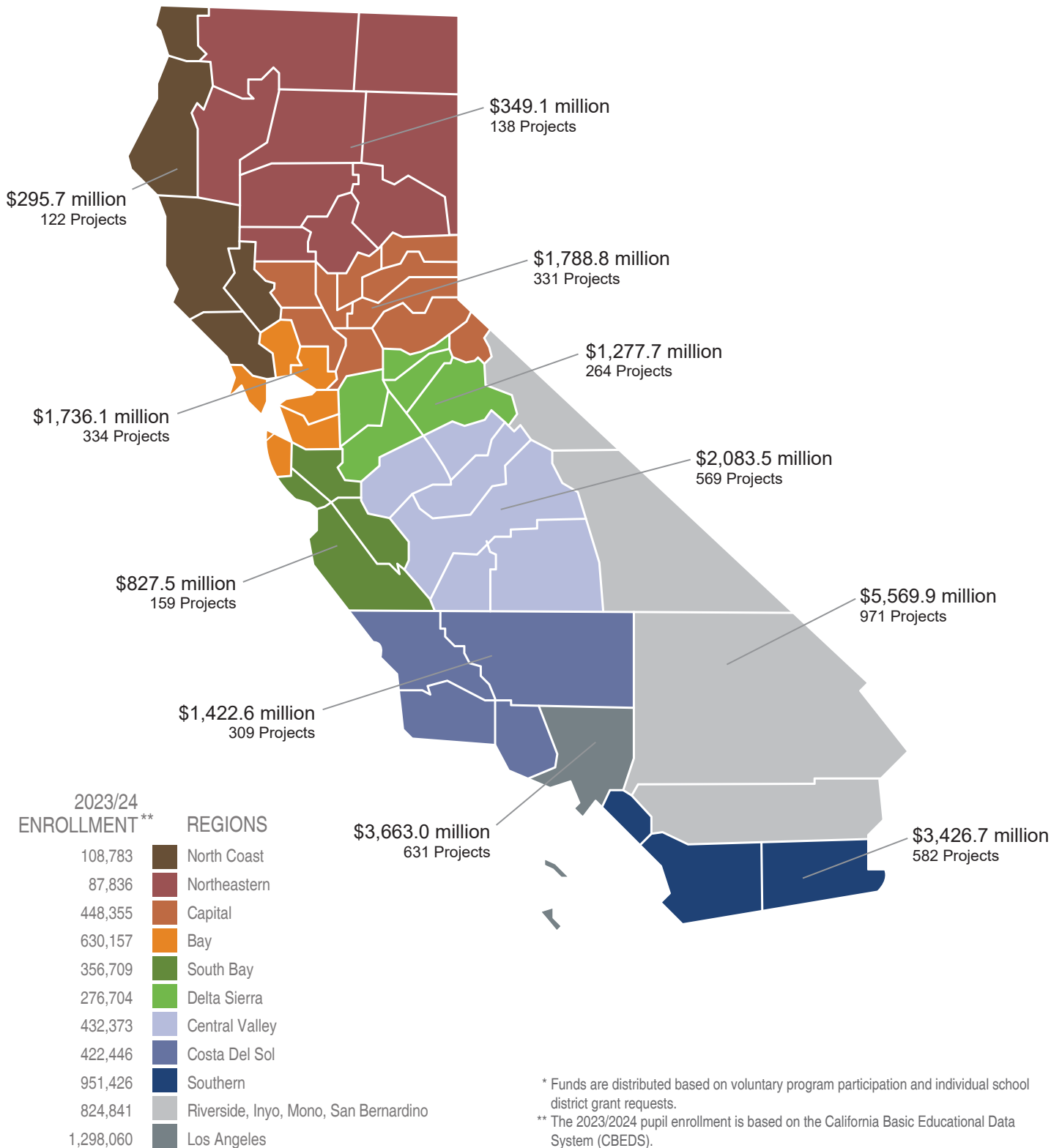
Cumulative School Facility Program

The below map illustrates the regional distribution of \$44.06 billion in school facility funding awarded by the State Allocation Board from 1998 to present. The map also shows the regional distribution of projects, classrooms and K-12 student enrollment for each region.



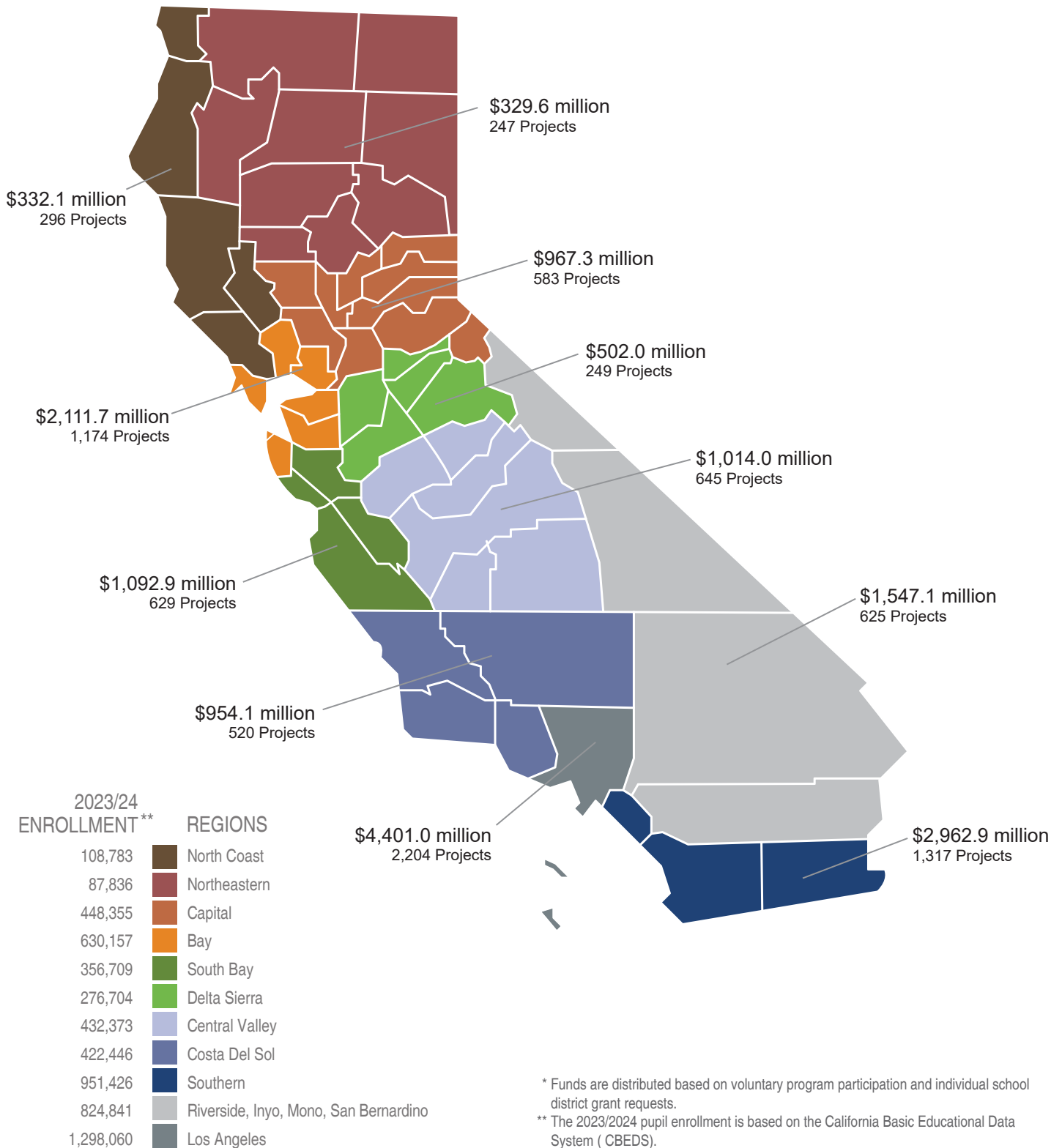
SCHOOL FACILITY PROGRAM
Funding by School Facility Program Service Region*
As of December 31, 2024
New Construction Program

The below map illustrates the regional distribution of \$22.4 billion in New Construction school facility funding awarded by the State Allocation Board from 1998 to December 31, 2024. The map also shows the regional distribution of projects.



SCHOOL FACILITY PROGRAM
Funding by School Facility Program Service Region*
As of December 31, 2024
Modernization Program

The below map illustrates the regional distribution of \$16.2 billion in Modernization school facility funding awarded by the State Allocation Board from 1998 to December 31, 2024. The map also shows the regional distribution of projects.



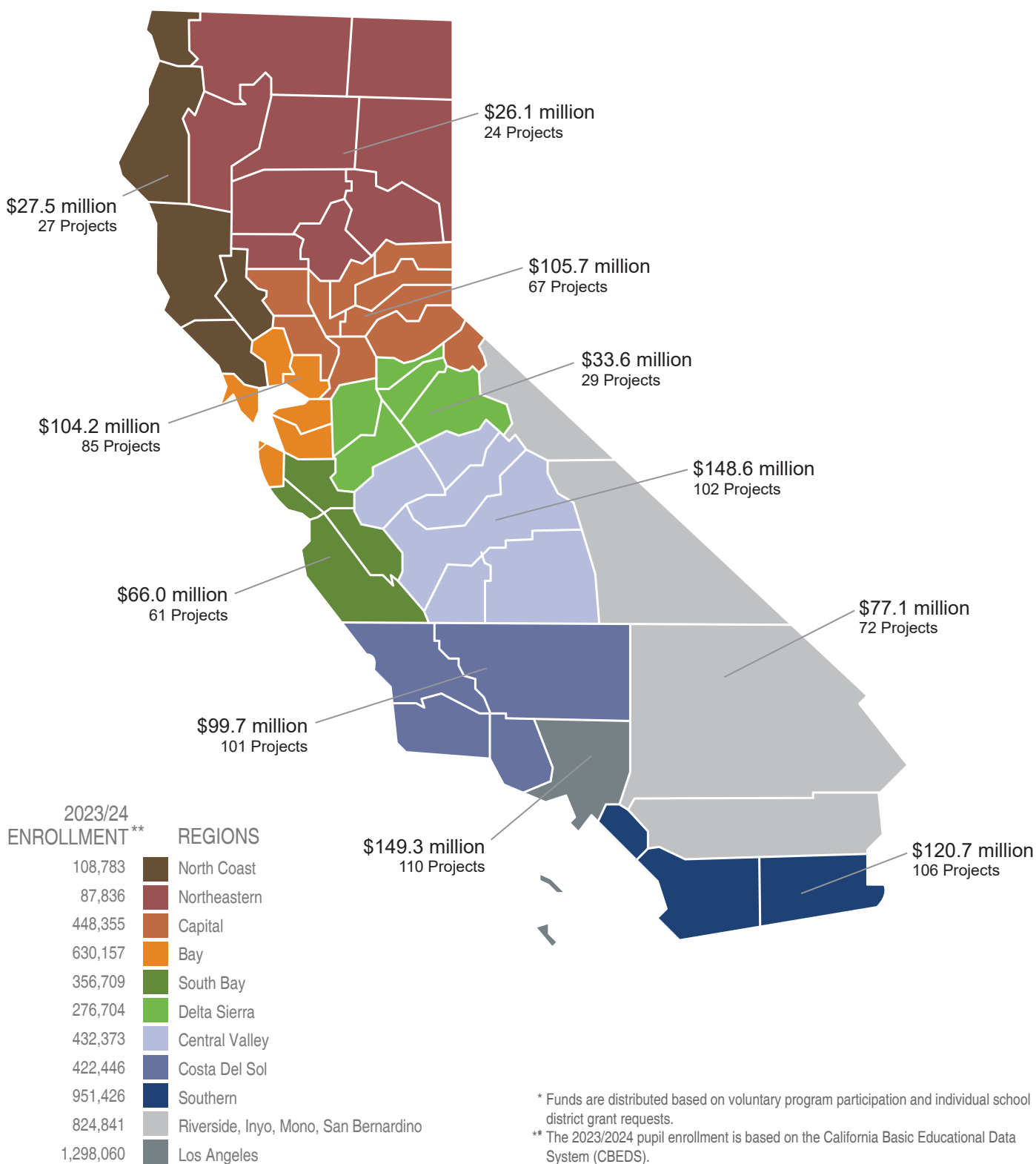
SCHOOL FACILITY PROGRAM

Funding by School Facility Program Service Region*

As of December 31, 2024

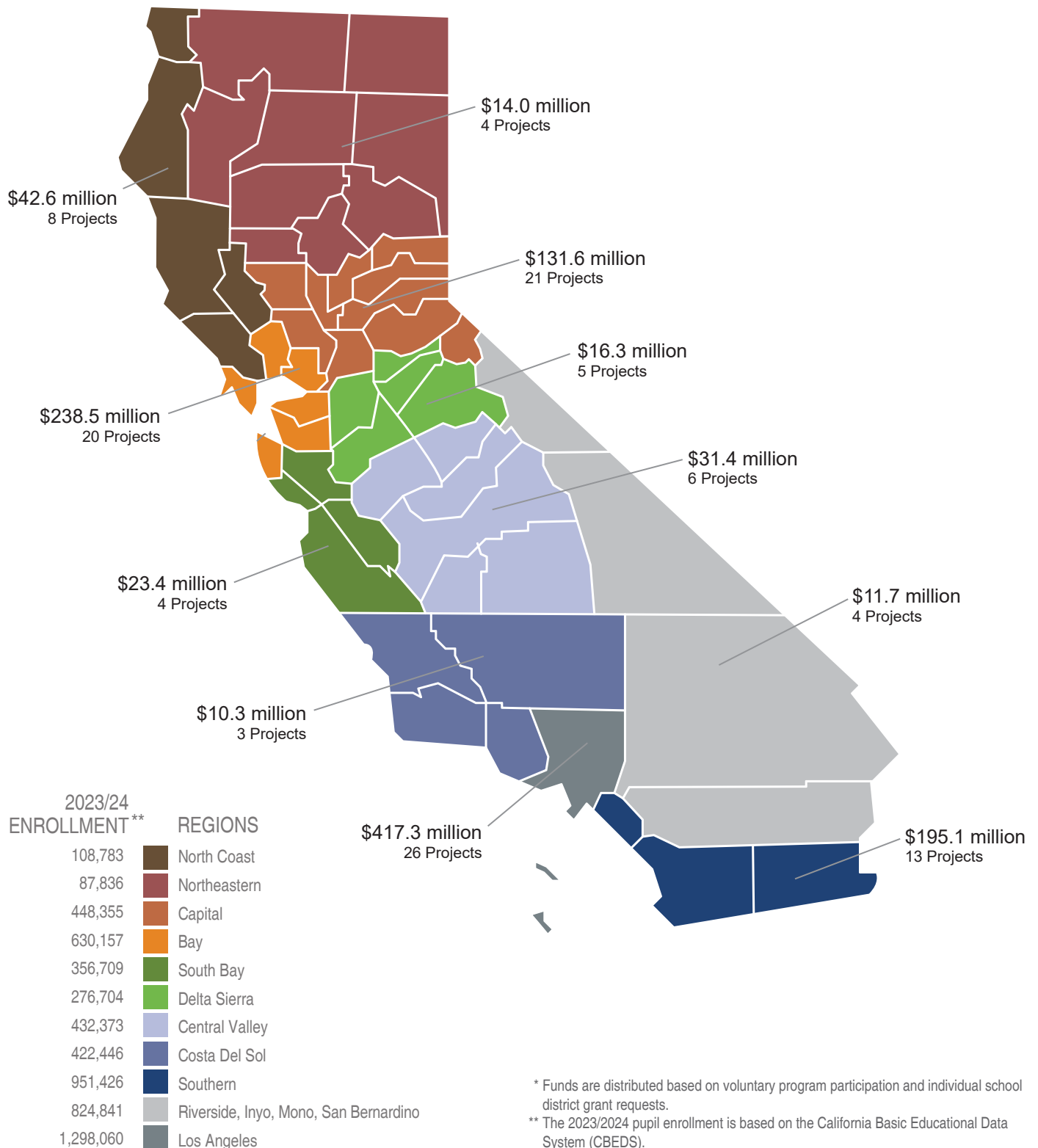
Career Technical Education Facilities Program

The below map illustrates the regional distribution of \$958.4 million in Career Technical Education Facilities Program school facility funding awarded by the State Allocation Board from 1998 to December 31, 2024. The map also shows the regional distribution of projects.



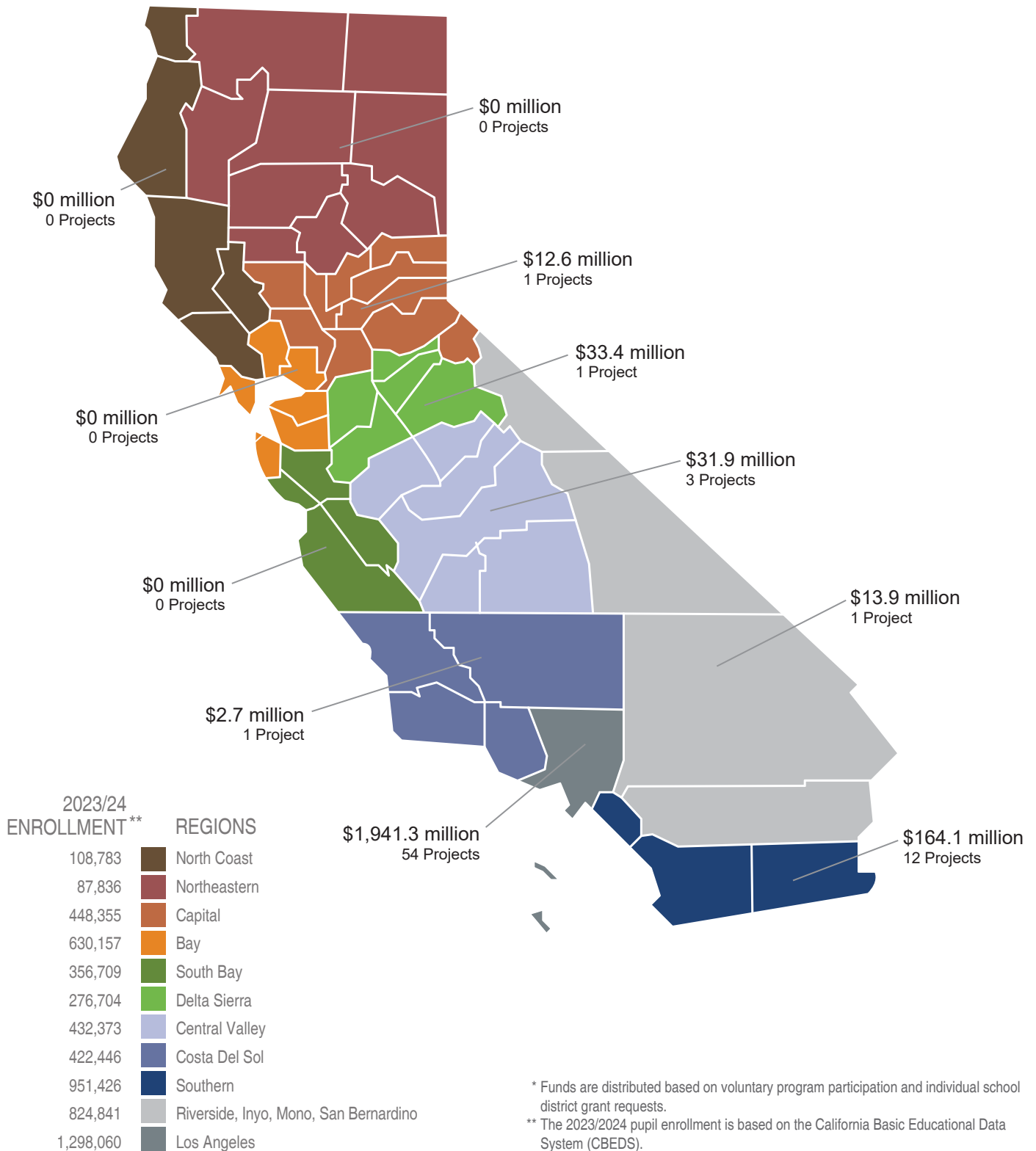
SCHOOL FACILITY PROGRAM
Funding by School Facility Program Service Region*
As of December 31, 2024
Charter School Facilities Program

The below map illustrates the regional distribution of \$1,132.1 million in Charter School Facilities Program funding awarded by the State Allocation Board from 1998 to December 31, 2024. The map also shows the regional distribution of projects.



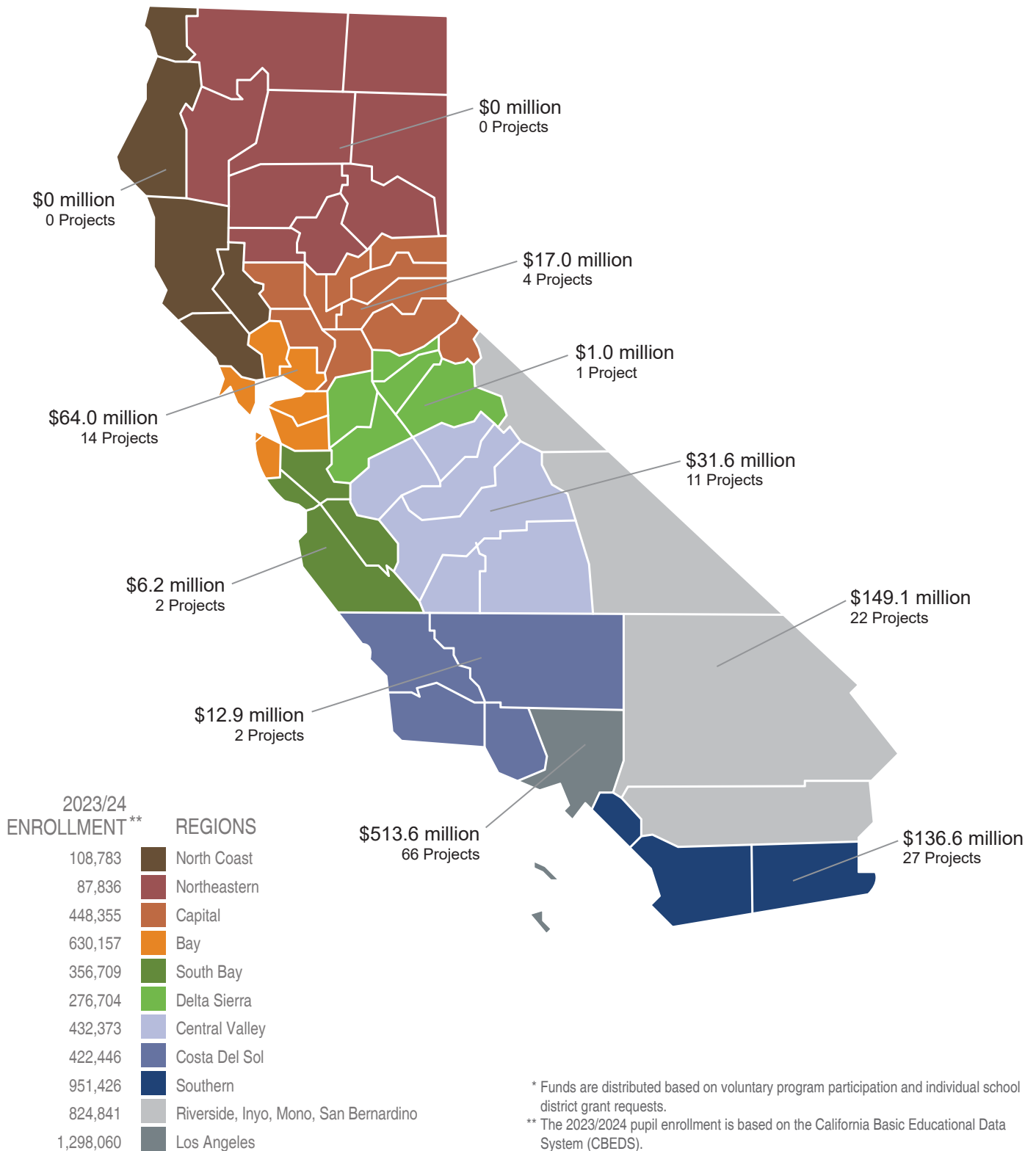
SCHOOL FACILITY PROGRAM
Funding by School Facility Program Service Region*
As of December 31, 2024
Critically Overcrowded Schools Program

The below map illustrates the regional distribution of \$2,199.8 million in Critically Overcrowded Schools facility funding awarded by the State Allocation Board from 1998 to December 31, 2024. The map also shows the regional distribution of projects.



SCHOOL FACILITY PROGRAM
Funding by School Facility Program Service Region*
As of December 31, 2024
Overcrowding Relief Grant Program

The below map illustrates the regional distribution of \$931.9 million in Overcrowding Relief Grant school facility funding awarded by the State Allocation Board from 1998 to December 31, 2024. The map also shows the regional distribution of projects.



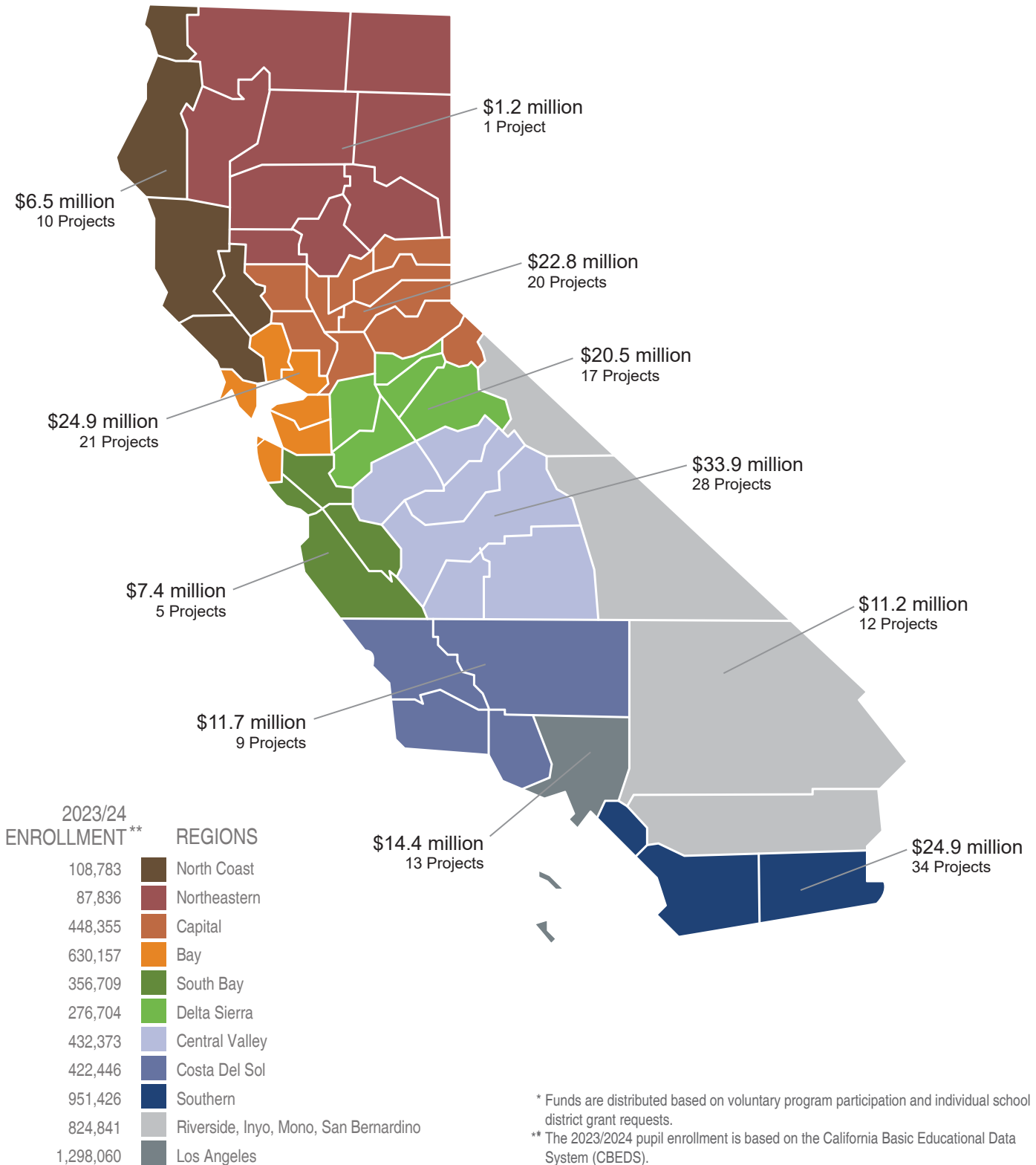
SCHOOL FACILITY PROGRAM

Funding by School Facility Program Service Region*

As of December 31, 2024

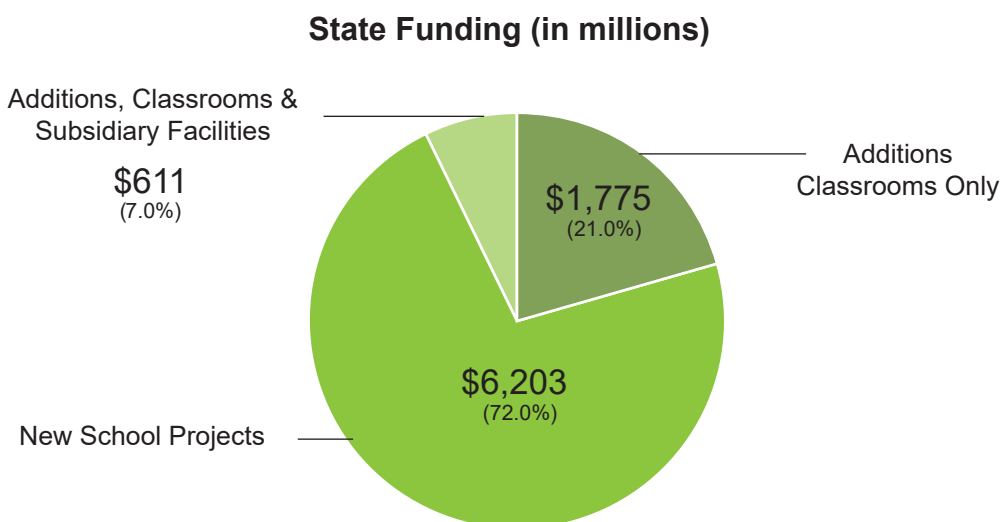
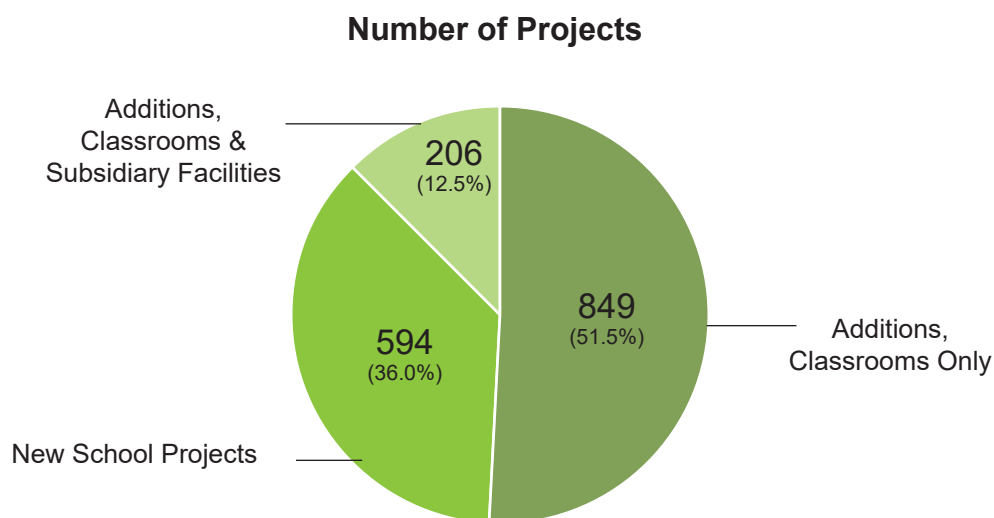
Joint-Use Program

The below map illustrates the regional distribution of \$179.4 million in Joint-Use school facility funding awarded by the State Allocation Board from 1998 to December 31, 2024. The map also shows the regional distribution of projects.



School Facility Program New Schools vs. Additions

The charts below display data from 1,648 School Facility Program new construction projects apportioned from January 2008 through December 2024 and for which a Project Information Worksheet (PIW) was submitted*. The top chart displays the number of apportioned projects by the following categories: new school, addition projects with classrooms only, and addition projects with classrooms and subsidiary facilities. The bottom chart displays the amount of state funding, \$8,589 million (excluding site acquisition) by category.



* The submittal of a PIW is required at three times for a new construction project: 1) the full grant fund release; 2) the first annual expenditure report (one year following the fund release); and 3) the final expenditure report (when the project is deemed complete). This graphic does not include any apportioned project for which a fund release was not submitted when the data was compiled.

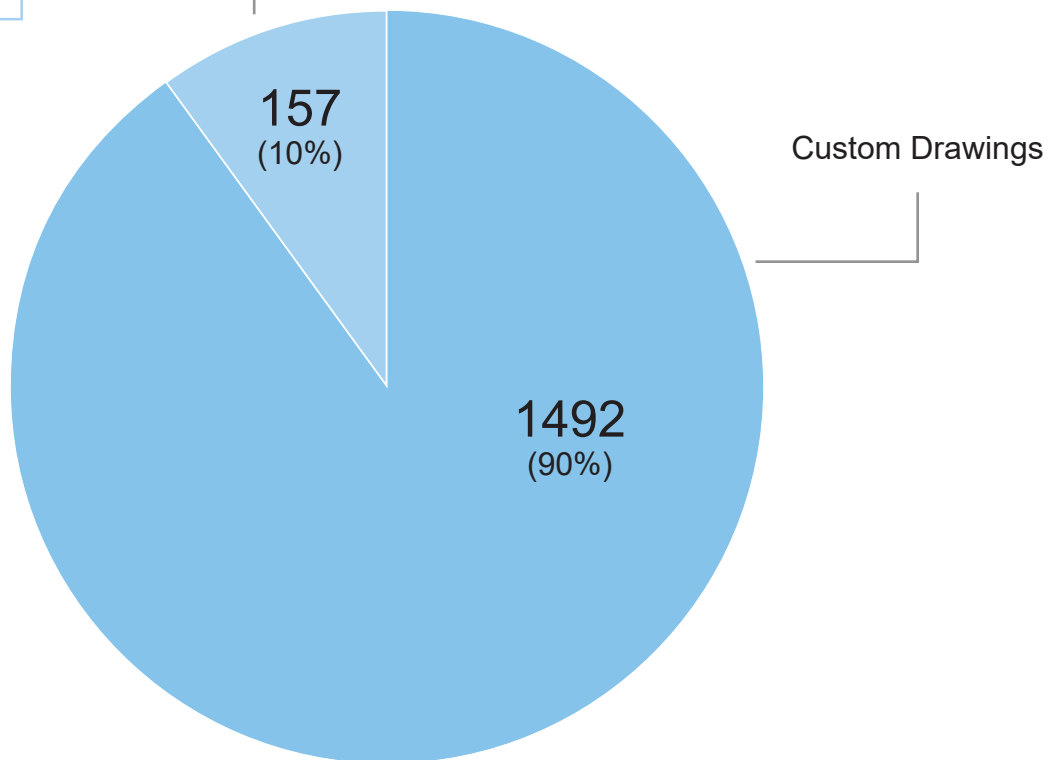
School Facility Program
Architectural Plans - Custom vs. Prototype Drawings

The chart below displays the number of projects utilizing custom architectural plans for 1,648 School Facility Program new construction projects apportioned from January 2008 through December 2024 and for which a Project Information Worksheet (PIW) was submitted*.

Prototype Drawings
(Reuse of Plans)

Average of Reuse

3



* The submittal of a PIW is required at three times for a new construction project: 1) the full grant fund release; 2) the first annual expenditure report (one year following the fund release); and 3) the final expenditure report (when the project is deemed complete). This graphic does not include any apportioned project for which a fund release was not submitted when the data was compiled.

Appeal Items

SCHOOL DISTRICT APPEAL REQUEST

SCHOOL DISTRICT DATA

School District: <u>Camptonville Union Elementary</u>	County: <u>Yuba</u>
Application Number: <u>58/72728-00-001</u>	School Name: <u>Camptonville Elementary</u>
Total District Enrollment (2024/2025): <u>48</u>	Project Grade Levels: <u>K-8</u>
	Financial Hardship: <u>No</u>

PURPOSE OF REPORT

To present the District's request for State Allocation Board (Board) determination on whether abatement of asbestos found during a flooring project qualifies for Facility Hardship Program funding under the School Facility Program (SFP).

DESCRIPTION

The District submitted a request for Facility Hardship Conceptual Approval on January 22, 2024 for the abatement of asbestos. However, staff determined that the project was ineligible for Facility Hardship funding because it does not meet the program's requirements.

The project did not meet the program criteria that require demonstration that a health and safety issue to students exists. More specifically, requests for asbestos mitigation must include lab test results that indicate the asbestos is *currently* friable, and additionally, provide the location, material, and testing methods used. During staff's review, it was determined that the asbestos was not discovered until after the District was already underway with a carpet replacement project. It is unknown whether the asbestos was friable and posed a danger to students prior to the start of the flooring project, or if the flooring project itself made the asbestos friable. As a result, staff subsequently returned the application unprocessed.

On September 23, 2024, the District submitted a *School District Appeal Request* (Form SAB 189) (Attachment A) for SFP Facility Hardship Program Rehabilitation Conceptual Approval.

The District requests that the Board determine that the removal of asbestos-containing vinyl tile and mastic in three classrooms was a unique circumstance causing a current health and safety issue eligible for Facility Hardship Program assistance. Secondly, the District requests the Board reverse the Office of Public School Construction's (OPSC's) decision to return the application. Thirdly, the District requests that the Board grant conceptual approval for funding within the Facility Hardship Program under the SFP.

The District's original request for this application for Rehabilitation Costs was \$49,018.10. OPSC was unable to verify this amount because the application was returned without processing. In the Form SAB 189, the District estimates that if the Board approves the Appeal Request, the District is anticipated to receive at least

DESCRIPTION (cont.)

\$75,000.00 for asbestos remediation and carpet replacement. Subject to receipt of a complete application for funding, the District would also be eligible for accessibility work required by the Division of the State Architect (DSA).

AUTHORITY

See Attachment B.

BACKGROUND

Application for Funding History

Camptonville Elementary School is an elementary school serving Kindergarten through Eighth Grade. The school is a remote location school in Camptonville Union Elementary School District, which is a one-school district located within the boundaries of the Tahoe National Forest in Yuba County. According to the District, as of the beginning of the 2024/2025 school year, the District serves 48 students at Camptonville Elementary. Additionally, the District authorizes a Charter School with non-classroom based enrollment, but it is independently governed and operated and the District receives no operational or other funding for the charter school students. The District notes that total revenue for the 2023/2024 school year was approximately \$997,000, inclusive of all state, federal, and local funds. All students at Camptonville Elementary School are currently receiving instruction in combined grade-level classrooms.

Per the District, in the summer of 2023, the District engaged in a planned flooring replacement project for three classrooms. This project consisted of removing the existing, glued down carpet. During this replacement project, the flooring contractor began removing the carpet and encountered vinyl tile flooring underneath the carpet that was not intact and was tearing and chipping. The contractor ceased work to test the materials to determine if asbestos was present in the vinyl tile and mastic found underneath the carpet, and to determine any additional steps to safely continue the flooring replacement project.

Facility Hardship Program

The SFP Facility Hardship Program provides grant assistance to school districts when necessary facilities have conditions that present a health and safety threat to students and staff.

To qualify for this program, a clear demonstration is needed that the health and safety of students and staff is in jeopardy. Pursuant to SFP Regulation Section 1859.82 indicates that “[a] school district may apply for Facility Hardship...assistance in cases of extraordinary circumstances that have caused an imminent health and safety threat.”

BACKGROUND (cont.)

Common extraordinary circumstances within this program are factors such as:

- Damage or loss as a result of a natural disaster such as a fire, flood, or earthquake.
- Proximity to a major freeway, airport, electrical facility, high power transmission lines, dam, pipeline, or industrial facility.
- Adverse air quality.
- Structural deficiency of the school building.
- Hazardous conditions such as methane or lead.
- Unsafe water supply.
- Site conditions such as faulting, toxic soil, landslide risk, or liquefaction.

Conceptual Approval

School districts may request either conceptual, design, or full adjusted grant approval under the Facility Hardship Program. Conceptual approval, which is a preliminary approval by the Board prior to a school district having DSA-approved plans for the project, confirms for the school district that a project qualifies for funding under the Facility Hardship Program. Funds are not reserved at the time of a conceptual approval. Conceptual approval only allows a school district and its stakeholders to receive acknowledgement from the Board that the project meets program requirements.

To request funding under this program for conceptual approval, a school district must submit an *Application for Funding* (Form SAB 50-04), an Industry Specialist's Report, Governmental Concurrence with the Industry Specialist's Report, a *Facility Hardship Cost Estimate* (Form SAB 58-01), Mitigation Measures/Narrative, and a Cost/Benefit Analysis.

STAFF ANALYSIS/STATEMENTS

District Position

The District believes that the asbestos abatement in the vinyl tile and mastic in the classrooms at Camptonville Elementary School qualifies for the Facility Hardship Program, and that the Industry Specialist report from Citadel EHS supports this conclusion. The District points out that the Letter of Conclusion from Citadel EHS provides the following Professional Opinion:

"Professional Opinion

- When vinyl tile and mastic is in good condition and carpet removal is done carefully, the underlying vinyl tile and mastic is typically not damaged. In such cases, it is not ordinary for vinyl tile and mastic to lift during carpet removal projects.
- It appears that steps were taken to remove the carpet at Camptonville carefully as evidenced by the carpet being cut into strips for removal.

STAFF ANALYSIS/STATEMENTS (cont.)

- Because the tile lifted so easily during the carpet removal it indicates that the mastic was failing. While we cannot say it with 100% certainty as this report is done after the fact, based on our 30 years of experience, it is likely that the vinyl tile and mastic flooring system was damaged prior to the carpet removal project.”

The full text of the District’s request is included as Attachment A.

Staff Position

Staff does not support the District’s request. While staff acknowledges the District’s concerns regarding asbestos abatement, a detailed review of the application and supporting materials identified areas where the request does not align with the eligibility criteria of the Facility Hardship Program.

Project Timeline

- July 2023 District begins working with OPSC on Facility Hardship application.
- January 22, 2024 District submits application.
- February 9, 2024 OPSC issues a 15-Day Letter requesting lab test results from an Industry Specialist report that indicates the asbestos noted on lab results from EMSL Analytical (see Attachment C) was found to be currently friable.
- March 19, 2024 OPSC returns application unprocessed to the District for not meeting program requirements.
- July 26, 2024 District provides an Industry Specialist report to OPSC dated July 23, 2024 from Citadel Environmental Health and Safety (EHS). (see Attachment D1).
- September 23, 2024 District submits the Form SAB 189 Appeal Request.
- January 2, 2025 District provides follow up letter dated December 26, 2024 from Citadel EHS that summarizes the professional opinion from the Industry Specialist Report dated July 26, 2024 (see Attachment D2).

Eligible Use of Modernization Funds

Staff believes that the Modernization program is a more appropriate program to fund this project.

The abatement of asbestos is a common eligible use of SFP Modernization program funding and is an explicitly permissible expenditure under EC Section 17074.25(a), which states, “...the identification, assessment, or abatement of hazardous asbestos...” is an eligible expenditure. Additionally, in planning construction projects,

STAFF ANALYSIS/STATEMENTS (cont.)

it is common for school districts to budget for contingencies to account for unknown circumstances, such as when asbestos is encountered.

In contrast, the Facility Hardship Program is intended for extraordinary circumstances that have caused an imminent health and safety threat.

The District has not provided sufficient evidence that the existence of asbestos tiles was extraordinary or that friable asbestos existed and was an imminent health and safety threat to students, prior to the commencement of the flooring project. Had sufficient documentation been provided, the project could have qualified for the Facility Hardship Program. In this case, an Industry Specialist Report was not provided until after abatement and construction were completed. Additionally, the Industry Specialist Report does not conclusively indicate that the asbestos was friable and presented an imminent health and safety threat prior to commencement of the flooring project, instead indicating what is likely to have occurred.

Industry Specialist Report

The Industry Specialist report provided by Citadel Environmental Health and Safety (see Attachment D) suggests that it is unlikely the vinyl tile and mastic would have been damaged due to the careful removal of the carpet, but cannot conclusively state whether the underlying asbestos was friable prior to the carpet removal or as a result of the carpet's removal. Additionally, the Industry Specialist Report indicates that based on review of documentation and photographs, as well as discussions with District representatives, the flooring contractor identified "that the carpet removal was affecting the [asbestos-containing] tiles," and that "[s]ome of the tiles were disturbed (lifted from their substrate) and some broken during the carpet removal..." Therefore, OPSC's understanding is the Industry Specialist's report implies that at least a portion of the asbestos-containing material became friable as a result of the flooring replacement project.

Pursuant to SFP Regulation Section 1859.82.1(c)(3)(A), "Requests for asbestos mitigation must include lab test results indicating the asbestos is **currently friable**, and provides the location, material, and testing methods used" [emphasis added]. As a result, staff does not believe that the currently submitted Industry Specialist report meets this program requirement.

Proposed Regulatory Amendments

OPSC conducted the first in a series of stakeholder meetings on June 4, 2024, to discuss proposed regulatory amendments to the Facility Hardship and Seismic Mitigation Programs. The proposals included clarification on Facility Hardship eligibility requirements for the abatement of asbestos. The proposed regulatory addition clarifies that mitigation of asbestos that becomes friable in the course of school building maintenance, repairs or modernization work, is not eligible for Facility Hardship funding. However, this type of work would remain an eligible use of SFP Modernization grants. OPSC is in the process of scheduling additional stakeholder meetings regarding these proposed amendments.

STAFF ANALYSIS/STATEMENTS (cont.)

Prior Facility Hardship Funding for Asbestos Abatement

In recent years, the Board has approved Facility Hardship projects that included asbestos abatement in response to extraordinary circumstances.

In 2016, construction crews performing modernization work at Tahoe Lake Elementary encountered extensive environmental contaminants and toxic materials on site. While remediation of exposed asbestos materials was included in the project, the health and safety threat was due to the combination of multiple factors, which also included lead-containing paints, mercury in the flooring, and soil and groundwater contamination from a leaking underground oil storage system.

In 2017, damage caused by an earthquake necessitated asbestos remediation at William E. Fanning Elementary to address health hazards posed by damaged asbestos-containing fireproofing materials and to address the seismic rehabilitation of the building's walls and roof systems.

In 2024, a project at Katella High addressed asbestos contamination and deteriorated cement pipelines discovered in the pool facility and water circulation systems, which posed significant health and safety risks.

These cases demonstrate the Facility Hardship Program's focus on mitigating health and safety threats caused by conditions such as earthquakes, infrastructure failures, and complex pre-existing conditions.

OPSC acknowledges that the vinyl tile and mastic materials may have been damaged prior to removal of the carpet. However, the Industry Specialist report does not definitively confirm that the carpet removal caused all of the damage to the asbestos tile, nor does it definitively indicate that the asbestos was friable prior to the removal of the carpet. In fact, portions of the Industry Specialist report indicate that at least some of the asbestos-containing material became friable as a result of the flooring replacement project.

Determination of Facility Hardship Program Eligibility

The District indicates in its appeal that it previously conducted a flooring replacement project at the same school site with no asbestos-containing vinyl tile or mastic found underneath the carpet. The District therefore indicates it had no reason to believe that there would be asbestos-containing materials underneath the carpet during this replacement project.

The District also indicated in its appeal narrative that this application's request is akin to dry rot being found during a modernization project. The Board has previously approved dry rot replacement under the Facility Hardship Program, as dry rot is not caused by modernization work, but rather by something such as water intrusion, which was found to be an extraordinary circumstance.

STAFF ANALYSIS/STATEMENTS (cont.)

In this specific appeal for asbestos abatement, the health and safety threat may have been caused by the modernization work (replacement of the flooring). Because the Industry Specialist's report indicates that at least a portion of the asbestos-containing materials were disturbed during the flooring replacement work, OPSC does not find that this represents an extraordinary circumstance, and the lab results and Industry Specialist report do not conclusively indicate that the materials were friable prior to embarking on the flooring replacement.

Status of the Project

The District completed the project using local funds and the site opened in time for the 2023/2024 school year.

DSA did not initially require approval of the flooring replacement plans, as the original project scope was a maintenance project under the 2024 cost threshold of \$128,342. However, the District changed the replacement flooring type from carpet to vinyl plank, triggering accessibility upgrades at the campus equivalent to 20 percent of the project cost. This work will be completed later and if the Board approves the District's appeal, the required DSA work will be eligible for funding as well.

Conclusion

Staff does not support the District's request. After reviewing the Facility Hardship Program application and supporting documents, staff determined that the project does not meet the program's eligibility criteria. The evidence provided, including the Industry Specialist report, does not conclusively demonstrate that friable asbestos existed prior to the flooring replacement project. Moreover, staff does not find that this circumstance represents an extraordinary circumstance. The abatement of asbestos in this case aligns with eligible expenditures under the Modernization program, and staff believes that the Modernization program is the more suitable program to fund the project.

Staff plans to continue stakeholder meetings to discuss the proposed amendments to the regulations that govern the Facility Hardship Program. The amendments would clarify that the mitigation of asbestos that becomes friable during maintenance, repairs, or modernization work is not eligible for funding under the Facility Hardship Program.

If the Board decides to approve the project based on the conclusion that friable asbestos was present prior to the commencement of the modernization project, staff recommends the Board direct staff to present proposed amendments to the SFP Regulations at a future Board meeting to clarify that health and safety issues that cannot be demonstrated existed prior to an active construction project are not eligible for funding under the Facility Hardship Program.

BOARD OPTION

Pursuant to the Rules and Operating Procedures of the State Allocation Board, "Staff is providing the following option for the Board's consideration. A positive vote by six members is required for the Board to take action that is an alternative to staff's administrative action. Absent a positive vote by six members of the Board, staff's administrative action will stand, and the school district's appeal will be considered closed."

Option: Approve the District's appeal.

If the Board grants the District's appeal for Facility Hardship conceptual approval, staff recommends the Board direct staff to present proposed amendments to the SFP Regulations at a future Board meeting to prospectively clarify that health and safety issues that cannot be demonstrated existed prior to an active construction project are not eligible for funding under the Facility Hardship Program.

ATTACHMENT A

STATE OF CALIFORNIA
SCHOOL DISTRICT APPEAL REQUESTSTATE ALLOCATION BOARD
OFFICE OF PUBLIC SCHOOL CONSTRUCTION

SAB 189 (REV 10/09)

Page 2 of 2

SCHOOL DISTRICT Camptonville Union Elementary School District	APPLICATION NUMBER 58/72728-00-001
SCHOOL NAME Camptonville Elementary	COUNTY Yuba
DISTRICT REPRESENTATIVE Patrick Brose	E-MAIL ADDRESS pbrose@cville.k12.ca.us

Purpose of Request:

The Camptonville Union Elementary School District (District) respectfully requests that the State Allocation Board:

- Affirm through use of the District's industry specialist report that the removal of asbestos containing vinyl tile and mastic in three classrooms at Camptonville Elementary School was a unique circumstance causing a "current" health and safety issue that qualifies for the Facility Hardship Program.
- Reverse OPSC's decision to return the application.
- Grant conceptual approval for Facility Hardship Program funding under the School Facility Program.


The District estimates the state share of the funding request that would result from the Final Apportionment of the project to be approximately \$75,000.

Basis of Request:

- ☐ Law (Statute) _____
- ☒ Regulation 1859.82 and 1859.82.1 _____
- ☐ Other (specify) _____

Description:

Please see attached documents.

SIGNATURE OF AUTHORIZED DISTRICT REPRESENTATIVE 	DATE 9/23/24
--	-----------------



ATTACHMENT A

Camptonville Union Elementary School District

Post Office Box 278, Camptonville, CA 95922

◆Phone (530) 288-3277 ◆Fax (530) 288-0805

Appeal Request

The Camptonville Union Elementary School District (District) respectfully requests that the State Allocation Board (Board):

- Affirm through use of the District's industry specialist report that the removal of asbestos containing vinyl tile and mastic in three classrooms at Camptonville Elementary School was a unique circumstance causing a "current" health and safety issue that qualifies for the Facility Hardship Program.
- Reverse OPSC's decision to return the application.
- Grant conceptual approval for Facility Hardship Program funding under the School Facility Program.

The District estimates the state share of the funding request that would result from the Final Apportionment of the project to be approximately \$75,000.

Camptonville Union Elementary School District

Camptonville Union Elementary School District has one school site, Camptonville Elementary School, a local K-8 school with an average enrollment of 50 students. The school contains five classrooms. District boundaries stretch from Bullards Bar Reservoir in the west, to the Sierra County line north and east, and extend to the Middle Fork of the Yuba River to the south. Currently, 81% of families are low income. As the District is located within the boundaries of the Tahoe National Forest; the United States Forest Service is the biggest local employer followed by the school district. As logging and gold mining were once the primary influences on the local economy, students are surrounded by rich history which has also left its mark on the environment. Environmental learning is a big part of the school's curriculum through field trips and interaction with local resources. All students at Camptonville Elementary School are currently receiving instruction in combined grade-level classrooms. The District typically employs three full-time classroom teachers, a 60% special education teacher, a 40% intervention teacher and an 80 percent Title I support educator. Additionally, support staff includes two paraeducators to assist and differentiate instruction for students in grades K-8. The school also employs part-time specialists to instruct in music/art/drama, foreign language, and educational technology. School staff, parents, and community volunteers work to make sure that the visual and performing arts are an integral part of the curriculum by providing electives, producing at least one music or theatrical production per year, and putting on a student talent show in the spring. Electives, which are offered each trimester for students in grades 3-8, are staffed by the Superintendent, parents and community volunteers who have talents to share. Total revenue for the 2023/2024 school year was approximately \$997,000, inclusive of all state, federal, and local funds.



Camptonville Union Elementary School District

Post Office Box 278, Camptonville, CA 95922

◆Phone (530) 288-3277 ◆Fax (530) 288-0805

Identification of the Health and Safety Issue

The school district was engaged in a planned flooring replacement project for three classrooms during the summer prior to the 2023/2024 school year. The flooring contractor had started to carefully remove the existing glued down carpet and encountered vinyl tile flooring underneath the carpet that was not intact and was tearing and chipping. The vinyl tile appeared to be of an age, material type, and condition that indicated the potential presence of asbestos. Work was stopped to test the materials to determine whether additional steps needed to take place to safely remove the flooring and ensure that at the conclusion of the flooring replacement project the rooms would be safe to reoccupy.

The District was unaware before starting the flooring project that the vinyl tile would be present underneath the carpet as it was thought that the tile had been previously removed. A recent flooring replacement project elsewhere in the building reinforced this understanding, as when that flooring was removed no vinyl tile was present. However, even if the District had been aware of the vinyl tile, it is not typical for a careful carpet removal project to cause the tiles to break. Carpet replacement does not always trigger the need for asbestos remediation if the underlying tile exists in good condition.

Testing

Samples were provided for the vinyl floor tiles, the cove base, and the mastic used to secure the flooring. Test results revealed that asbestos was present in the floor tile as well as the mastic at levels that exceed the Federal EPA recommended limit.

The condition of the vinyl tile and mastic (which was not intact) indicates that the asbestos was friable. This is supported by the District's Industry Specialist report from Citadel EHS.

It is well documented that friable asbestos is an immediate health and safety risk as the materials release asbestos fibers that are not visible and can linger in the air for multiple days. Inhalation of asbestos fibers can cause severe health issues.

Abatement

Once the District became aware of the asbestos in the vinyl tile and mastic and that the deteriorated condition of the tile and mastic underneath the carpet made the asbestos friable, it was necessary to ensure the health and safety of occupants of the building by removing the asbestos containing materials. Removal of the tile and mastic was the only option for mitigation. The District brought in an abatement company to remove the vinyl tile and mastic and ensure that no traces of asbestos were left in the classrooms before the replacement flooring installation was resumed.



Camptonville Union Elementary School District

Post Office Box 278, Camptonville, CA 95922

◆Phone (530) 288-3277 ◆Fax (530) 288-0805

Facility Hardship Application to OPSC

Since July of 2023, the District has been working with OPSC on this Facility Hardship application. The District appreciates the time that OPSC staff has spent reviewing the application and supporting materials but disagrees with OPSC's ultimate conclusion that the application does not qualify for the Facility Hardship Program.

Prior to committing time and resources to filing the application, the District met with OPSC staff and management on July 19, 2023, to discuss the circumstances surrounding the project. The District was clear in laying out the events that led to the pursuit of a Facility Hardship application. During this meeting OPSC did not indicate that there would be issues with the underlying health and safety issues but in March 2024 while the District was working on addressing other questions raised by OPSC, OPSC abruptly informed the District that the project did not qualify for the Facility Hardship program and returned the application.

Other Application Components

The District acknowledges that its initial application request did not include an official industry specialist report acceptable to OPSC, but did include the lab results confirming the presence of asbestos. Similarly, the project did not have approval from the Division of the State Architect (DSA). After noting OPSC's concern regarding DSA approval, the District has consulted with DSA and because the replacement flooring type changed from carpet to vinyl plank in this project it triggers accessibility upgrades at the campus equivalent to 20% of the project cost. DSA has provided guidance for how the District can address the required upgrades. The District understands that this will be necessary for a Final Apportionment, but conceptual approval can be made by the Board in advance of DSA approval. The District now has the Industry Specialist report required for the project which is the basis for much of the discussion in this appeal request.

Friability and Overall Health and Safety Issue Due to Asbestos

It is the District's understanding that after reviewing the Industry Specialist report OPSC is in agreement that the ultimate condition of the vinyl floor tile and mastic was such that the asbestos was friable, and that friable asbestos is indeed a health and safety risk. Therefore, we will not discuss that topic in detail in this request (please note this conclusion is supported by the attached Citadel EHS Industry Specialist report which incorporates the lab findings of asbestos containing materials).



Camptonville Union Elementary School District

Post Office Box 278, Camptonville, CA 95922

◆Phone (530) 288-3277 ◆Fax (530) 288-0805

OPSC Basis For Denial of Application and Industry Specialist Support for Eligibility

In its March 2024 letter, OPSC stated the following:

“Based on the information provided, the asbestos in the flooring material appeared to be undisturbed, still encapsulated, and did not present a health and safety issue until it was discovered during the course of the flooring replacement project.”

The District disagreed with this assessment and continued to work with OPSC. In an email communication dated May 9, 2024, OPSC reiterated that “The purpose of Facility Hardship funding, according to its statute [specifically EC Section 17075.10(a)] states “A school district may apply for hardship assistance in cases of extraordinary circumstances”. We do not find asbestos flooring to be extraordinary, and it is often found within the course of routine modernization.”

In further effort to clarify the issue, the District continued the process of contracting with Citadel EHS that had started before the application was returned, to provide the verification of the health and safety issue and to address OPSC’s assertion that the asbestos appeared to be undisturbed and still encapsulated.

In the most recent communication on this project on September 6, 2024, OPSC stated that “The Facility Hardship Program is to fund imminent health and safety issues, and for asbestos to be a stand-alone project in the program, the applicant must demonstrate that there was an imminent risk prior to any work being conducted.” With respect to the Industry Specialist report, OPSC further stated that they “understand that Citadel’s opinion is that it’s “very unlikely” that it was disturbed by the removal work, but that they cannot make that statement definitively. Nor does their report reach that conclusion.”

The Industry Specialist Report from experts with more than 30 years of experience with asbestos in K-12 schools does not support OPSC’s conclusions. Further, the School Facility Program regulations do not support OPSC’s conclusions.

School Facility Program Regulation Section 1859.82 states the following:

“A school district may apply for Facility Hardship, including Seismic Mitigation Program assistance in cases of extraordinary circumstances that have caused an imminent health and safety threat.”

School Facility Program 1859.82.1 further clarifies ineligible work:

A district is eligible for Facility Hardship funding to repair, replace, or construct School Buildings or related required components that are currently causing a health and safety threat to the students and/or staff. Projects solely to replace components that have reached the end of their useful life, perform routine



Camptonville Union Elementary School District

Post Office Box 278, Camptonville, CA 95922

◆Phone (530) 288-3277 ◆Fax (530) 288-0805

maintenance or repair, issues resulting from the deferment of routine maintenance or repair, lack of current code compliance, or the addition of components that were not previously existing, do not meet the qualifying criteria of the program. However, this work may be incorporated into a qualifying Facility Hardship application if it is required to be completed to gain DSA approval.

As described by the Industry Specialist, intact vinyl tile that contains asbestos does not in itself pose a health and safety risk. Flooring replacement projects are frequently done over the top of such tile with no issues. A district would not necessarily expect that removal of the carpet would cause issues with the tile underneath, especially when done carefully. The industry specialist noted that the flooring company used a careful method of removing the carpet by first cutting the carpet into strips.

Notable statements from the Citadel EHS report regarding the condition of the tile and mastic and the unlikelihood of a carpet replacement project causing the health and safety issue include the following:

- “Generally, when vinyl floor tile and floor tile mastic are in good condition and functional, carpeting which has been laid over the tile may be removed without damaging the tile, when done carefully. The photographs reviewed appear to show the carpet to have been cut into strips prior to removal, which is one of the methods used to carefully remove carpet from tile.”
- “Some of the tiles were *damaged*, and the fact that the tiles lifted so easily from their substrate during carpet removal indicates that the mastic was failing, and that the material was damaged, based on the definition of “damaged friable miscellaneous ACM.”
- “Vinyl floor tiles and floor tile mastic are not routinely disturbed and damaged, outside of removal under abatement conditions, by carpet replacement projects at k-12 schools. If the vinyl floor tile and floor tile mastic were known in advance to be present, they normally would have been removed, along with the carpet, under abatement conditions. Even when not known in advance, when carpet is removed from vinyl floor tile and floor tile mastic that is in good condition, it is less common for the carpet removal to damage the tile and mastic, especially if the carpet is removed carefully.”
- “In our experience, it is not ordinary for a carpet replacement project to damage/disturb floor tiles and floor tile mastic in a k-12 school.”

The District maintains, and the Industry Specialist report supports, that normally carpet removal from vinyl tile floors does not damage the vinyl tile beneath it. **If carpet removal normally does not damage vinyl tile, then the District experienced an extraordinary circumstance**, particularly as the District was unaware that the vinyl tile



Camptonville Union Elementary School District

Post Office Box 278, Camptonville, CA 95922

◆Phone (530) 288-3277 ◆Fax (530) 288-0805

was there in the first place. Nowhere in the SFP regulations does it limit the health and safety issue from being discovered during the course of other work or outline the specifics for how friable asbestos containing materials should be discovered.

Further, abatement of asbestos flooring that was friable is *not* a project type excluded by Section 1859.82.1. With respect to whether the flooring was “currently” causing a health and safety issue, the District maintains that it was. As supported by the Industry Specialist report, had the vinyl tile and mastic underneath the carpet been intact and in non-friable condition, it would not have come apart with the removal of the carpet. The length of time prior to removal of the carpet that it was a concern is unknown, but the minute it was discovered during the carpet removal project it became a “current” issue. It is fortunate that the flooring project occurred, so the health and safety threat was discovered, as carpet offers no protection from the asbestos released from the damaged floor tile underneath as it does not encapsulate the fibers.

OPSC Opinion that this is Modernization Scope

In multiple instances during the course of discussing this project, OPSC has pointed to the SFP Modernization program as the appropriate time for districts to address asbestos containing materials. OPSC’s statement that asbestos is often found during modernization projects is likely true because districts are using that opportunity to address intact asbestos containing materials due to the potential for future deteriorated conditions and health and safety issues. The District does not disagree that the modernization program lists asbestos abatement as an eligible expenditure. We also do not disagree that districts choose to abate under standard modernization projects. However, that is not what happened in Camptonville and forcing the District into the modernization program is not the solution. The District was unaware of the asbestos containing tile and mastic, unaware that it was in poor condition, and was not involved in a modernization project at the time it was discovered. The District would not have chosen to embark on an unplanned abatement project just weeks before needing to open the school for the next school year. The circumstances of the project fit within the requirements of the Facility Hardship Program which was established to meet these urgent needs.

“Fault” and Inconsistency with Past OPSC Actions

OPSC’s conclusion implies that the District caused the health and safety issue by removing the carpet. The District believes OPSC’s conclusion ignores the opinion of the Industry Specialist and finds that OPSC is substituting its judgment for that of the expert. If OPSC’s judgment is to take precedent, there is little point in a program requirement for a report from an industry specialist at all.



Camptonville Union Elementary School District

Post Office Box 278, Camptonville, CA 95922

◆Phone (530) 288-3277 ◆Fax (530) 288-0805

Further, OPSC's current position appears to be contrary to its recommendation of approval of \$2.6 million in state funding in December 2021 for a Facility Hardship project for Tahoe Truckee Unified to mitigate asbestos containing materials (and other issues) found during the course of a modernization project. The item presented to the State Allocation Board for that project states:

In 2016, construction crews performing modernization work at Tahoe Lake Elementary encountered extensive environmental contaminants and toxic materials on site. A report from Terraphase Engineering dated March 2, 2021, identifies and describes each of the material hazards discovered during the project and includes extensive surfaces painted with lead-containing paints, exposed asbestos materials, mercury in the flooring of the multipurpose room, and soil and groundwater contamination from a leaking underground oil storage system. The report indicates "The imminent threat to health and safety caused by lead-based paints, lead containing paints, asbestos-containing materials, underground fuel storage tanks, and mercury flooring required extensive abatement work and other protective measures," and specifies "if left unabated, would have created an imminent threat to health and safety to children and staff when the school reopened."

It is unclear why a similar situation in Camptonville is now being denied. It is also unclear why projects for dry rot due to moisture intrusion from a non-Division of the State Architect approved modification of a building, asbestos in deteriorating pool pipes, mold due to long leaking roofs, or any number of other projects *are* supported by OPSC based on the industry specialist report, yet the project at Camptonville is being denied. The District is glad that the Facility Hardship Program was able to assist the districts that were experiencing health and safety issues and simply requests equal consideration.

It is difficult for a funding agency to know all the specifics of the various types of situations that may lead to health and safety issues, which is why the District supports the concept of OPSC relying on the industry specialist report to make funding recommendations. This keeps the Facility Hardship Program from being administered arbitrarily. The District respectfully requests that the Board keep to this concept, adopted in regulation, and choose to honor the opinion of the trained and licensed industry specialist with more than three decades of experience on this topic.

OPSC Belief that Industry Specialist Report is Not 100% Conclusive

OPSC believes that the Industry Specialist's report and statements do not definitively conclude that the damage to the vinyl tile and mastic was present prior to the carpet removal. However, as discussed earlier, the report states in multiple ways that it "is not ordinary for a carpet replacement project to damage/disturb vinyl floor tiles and floor



ATTACHMENT A

Camptonville Union Elementary School District

Post Office Box 278, Camptonville, CA 95922

◆Phone (530) 288-3277 ◆Fax (530) 288-0805

mastic in a k-12 school". The report also identifies that the carpet removal was done in a careful manner. While this report was obtained after the project was done, that is not unusual in the Facility Hardship program and historically OPSC has accepted after the fact reports to support project eligibility. For many districts, specifically small districts who may not know all the details of obtaining state funds to assist with critical health and safety projects, a report is not obtained until after the project is complete. In this case, as in many others, that means that the best judgement of the specialist must be relied upon. To the best of the ability of any specialist doing an after the fact report, the District's report from a specialist with 30 plus years in K-12 schools, concludes that this was an unusual circumstance.

Conclusion

The District believes that the asbestos abatement in the vinyl tile and mastic in the classrooms at Camptonville Elementary School qualifies for the Facility Hardship Program. The Industry Specialist report from Citadel EHS, experts with more than 30 years of experience in asbestos in K-12 schools, supports this conclusion. We respectfully request that the Board determine that this project qualifies for the Facility Hardship Program and grant conceptual approval, thereby allowing the District to submit a full funding application after DSA approval is finalized.

ATTACHMENT B

AUTHORITY

Education Code (EC) Section 17074.25

(a) (1) A modernization apportionment may be used for an improvement to extend the useful life of, or to enhance the physical environment of, the school. The improvement may only include the cost of design, engineering, testing, inspection, plan checking, construction management, demolition, construction, the replacement of portable classrooms, necessary utility costs, utility connection and other fees, the purchase and installation of air-conditioning equipment and insulation materials and related costs, furniture and equipment, including telecommunication equipment to increase school security, fire safety improvements, playground safety improvements, the identification, assessment, or abatement of hazardous asbestos, seismic safety improvements, and the upgrading of electrical systems or the wiring or cabling of classrooms in order to accommodate educational technology, including schoolsite-based infrastructure necessary to provide access to broadband internet within the schoolsite. A modernization apportionment may be used for the costs of design, materials, demolition, and construction to advance state energy goals pursuant to state law, support outdoor learning environments, or to directly shade and protect pupils from higher average temperatures, which may include incorporating nature and natural materials. A modernization grant may not be used for costs associated with acquisition and development of real property or for routine maintenance and repair.

...

EC Section 17075.10

...

(b) (1) A school district is eligible for health and safety funding to replace, reconstruct, or construct new classrooms and related facilities if the school district demonstrates there is a threat to the health and safety of pupils. To determine the applicable grant amounts, the district shall prepare and submit to the department a cost-benefit analysis that compares the minimum cost to remain in the classroom or related facility and mitigate the health and safety problem with the current replacement cost.

(2) The project qualifies for modernization funding if the minimum cost is less than 50 percent of the current replacement cost of the classroom or related facility.

(3) The project qualifies for replacement facilities if the cost-benefit analysis prepared pursuant to paragraph (1) demonstrates that the cost to remain in the classroom or related facility and mitigate the problem is at least 50 percent of the replacement value.

(c) The department shall develop regulations to define eligible health and safety projects that meet the requirements of subdivisions (a) and (b) for purposes of project approval by the board.

ATTACHMENT B

School Facility Program (SFP) Regulation Section 1859.79.2. Use of Modernization Grant Funds.

The Modernization Grant plus any other funds provided by these Regulations shall be expended as set forth in Education Code Sections 17074.25, 17074.10(f) and 17070.15(i) and may also be utilized for other purposes as set forth in Education Code Section 100420(c), and Labor Code Section 1771.3(a) in effect on January 1, 2012 through June 19, 2014. Modernization funding may also be used for the costs incurred by the district directly or through a contract with a third party provider for the initiation and enforcement of a LCP.

Modernization funding, with the exception of savings, is limited to expenditure on the specific site where the modernization grant eligibility was generated. The grant may not be used for the following:

(a) New building area with the exception of the following:

(1) Replacement building area of like kind. Additional classrooms constructed within the replacement area will reduce the new construction baseline eligibility for the district.

(2) Building area required by the federal Americans with Disabilities Act (ADA) or by the Division of the State Architect's (DSA) handicapped access requirements.

(b) New site development items with the exception of:

(1) Replacement, repair or additions to existing site development.

(2) Site development items required by the federal ADA Act or by the DSA's handicapped access requirements.

(c) the evaluation and removal of hazardous or solid waste and/or hazardous substances when the Department of Toxic Substance Control has determined that the site contains dangerous levels of a hazardous substance, hazardous waste, or both that exceed ten percent of the combined adjusted grant and the district matching share for the project.

(d) Leased facilities not owned by another district or a county superintendent.

Modernization Grant funds may be used on any school facilities on the site, with the exception of portable classroom facilities eligible for an additional apportionment pursuant to Education Code Sections 17073.15 and 17074.10(f) and as defined in Section 1859.78.8. If the classroom facilities on the site include areas that are currently ineligible for modernization, it will not disqualify those facilities from future modernization funding.

SFP Regulation Section 1859.82. Facility Hardship Program and Seismic Mitigation Program.

A school district may apply for Facility Hardship, including Seismic Mitigation Program assistance in cases of extraordinary circumstances that have caused an imminent health and safety threat.

SFP Regulation Section 1859.82.1. Facility Hardship Program.

...

A district is eligible for Facility Hardship funding to repair, replace, or construct School Buildings or related required components that are currently causing a health and safety threat to the students and/or staff. Projects solely to replace components that have reached the end of their useful life, perform routine maintenance or repair, issues resulting from the deferment of routine maintenance or repair, lack of current code compliance, or the addition of components that were not previously existing, do not meet the qualifying criteria

ATTACHMENT B

of the program. However, this work may be incorporated into a qualifying Facility Hardship application if it is required to be completed to gain DSA approval.

...

(c) Districts may qualify for funding to rehabilitate their School Buildings, components of School Buildings, or school site conditions. Factors to be considered by the Board may include (1) or (2) below:

(1) School Buildings where the minimum cost to mitigate the health and safety threat and remain in the School Building is 50 percent or less of the Current Replacement Cost.

(2) Components of the School Buildings or school sites are causing a health and safety threat to students and/or staff. Health and safety threats that may qualify include, but are not limited to:

(A) School Building structural deficiency.

(B) Hazardous conditions such as methane, lead, or asbestos mitigation.

(C) Unsafe water supply.

(D) Site conditions such as faulting, toxic soil, landslide risk, or liquefaction.

(3) To qualify for Facility Hardship rehabilitation funding for School Buildings or components of School Buildings, the district must submit an Approved Application for funding and all documents outlined below. Applications that do not meet the requirements below shall be returned without review.

(A) A report by an industry specialist (a person or entity that specializes in the specific area of expertise for that health and safety issue) that outlines the minimum work to mitigate the health and safety threat and remain in the existing School Building. If the threat is due to the presence of mold, OPSC must conduct a site visit to view the damage prior to remediation. If the remediation is done prior to a site visit, the application will be ineligible for funding. Requests for asbestos mitigation must include lab test results indicating the asbestos is currently friable, and provides the location, material, and testing methods used.

...



EMSL Analytical, Inc.

464 McCormick Street San Leandro, CA 94577

Phone/Fax: (510) 895-3675/(510) 895-3680

<http://www.EMSL.com> / sanleandrolab@emsl.com

EMSL Order: 092314476

Customer ID: CREN42

Customer PO: GFF1297

Project ID:

Attention: Justin Smith
Cranmer Engineering Inc.
1188 East Main Street
Grass Valley, CA 95945

Phone: (530) 273-7284

Fax:

Received Date: 06/30/2023 11:30 AM

Analysis Date: 07/05/2023

Collected Date: 06/29/2023

Project: GFF1297

Test Report: Asbestos Analysis of Bulk Materials via AHERA Method 40CFR 763 Subpart E Appendix E supplemented with EPA 600/R-93/116 using Polarized Light Microscopy

Sample	Description	Appearance	Non-Asbestos		Asbestos	
			% Fibrous	% Non-Fibrous	% Type	
GFF1297-01-Cove Base 092314476-0001	BLUE ROOM	Blue Non-Fibrous Homogeneous		80% Matrix 20.0% Non-fibrous (Other)	None Detected	
GFF1297-01-Mastic 1 092314476-0001A	BLUE ROOM	Beige Non-Fibrous Homogeneous		80% Matrix 20.0% Non-fibrous (Other)	None Detected	
GFF1297-01-Mastic 2 092314476-0001B	BLUE ROOM	Brown Non-Fibrous Homogeneous	6% Wollastonite	70% Matrix 24.0% Non-fibrous (Other)	None Detected	
GFF1297-02-Floor Tile 092314476-0002	WHITE ROOM	White Non-Fibrous Homogeneous		5% Quartz 15% Ca Carbonate 40% Matrix 40.0% Non-fibrous (Other)	<1% Chrysotile	
GFF1297-02-Mastic 1 092314476-0002A	WHITE ROOM	Yellow Non-Fibrous Homogeneous		80% Matrix 20.0% Non-fibrous (Other)	None Detected	
GFF1297-02-Mastic 2 092314476-0002B	WHITE ROOM	Black Non-Fibrous Homogeneous		80% Matrix 17.0% Non-fibrous (Other)	3% Chrysotile	
GFF1297-02-Caulk 092314476-0002C	WHITE ROOM	White Non-Fibrous Homogeneous		80% Matrix 20.0% Non-fibrous (Other)	None Detected	
GFF1297-03-Floor Tile 092314476-0003	BROWN ROOM	Brown Non-Fibrous Homogeneous		5% Quartz 15% Ca Carbonate 50% Matrix 27.0% Non-fibrous (Other)	3% Chrysotile	
GFF1297-03-Mastic 1 092314476-0003A	BROWN ROOM	Yellow Non-Fibrous Homogeneous		80% Matrix 20.0% Non-fibrous (Other)	None Detected	
GFF1297-03-Mastic 2 092314476-0003B	BROWN ROOM	Black Non-Fibrous Homogeneous		80% Matrix 15.0% Non-fibrous (Other)	5% Chrysotile	

EMSL maintains liability limited to cost of analysis. Interpretation and use of test results are the responsibility of the client. This report relates only to the samples reported above, and may not be reproduced, except in full, without written approval by EMSL. EMSL bears no responsibility for sample collection activities or analytical method limitations. The report reflects the samples as received. Results are generated from the field sampling data (sampling volumes and areas, locations, etc.) provided by the client on the Chain of Custody. Samples are within quality control criteria and met method specifications unless otherwise noted. The above analyses were performed in general compliance with Appendix E to Subpart E of 40 CFR (previously EPA 600/M4-82-020 "Interim Method") but augmented with procedures outlined in the 1993 ("final") version of the method. This report must not be used by the client to claim product certification, approval, or endorsement by NVLAP, NIST or any agency of the federal government. Non-friable organically bound materials present a problem matrix and therefore EMSL recommends gravimetric reduction prior to analysis. Unless requested by the client, building materials manufactured with multiple layers (i.e. linoleum, wallboard, etc.) are reported as a single sample. Estimation of uncertainty is available on request.

Samples analyzed by EMSL Analytical, Inc San Leandro, CA NVLAP Lab Code 101048-3, WA C884

Initial report from: 07/05/2023 11:37:03


EMSL Analytical, Inc.

464 McCormick Street San Leandro, CA 94577

Phone/Fax: (510) 895-3675/(510) 895-3680

<http://www.EMSL.com> / sanleandrolab@emsl.com
EMSL Order: 092314476

Customer ID: CREN42

Customer PO: GFF1297

Project ID:

Attention: Justin Smith
 Cranmer Engineering Inc.
 1188 East Main Street
 Grass Valley, CA 95945

Phone: (530) 273-7284

Fax:
Received Date: 06/30/2023 11:30 AM

Analysis Date: 07/05/2023

Collected Date: 06/29/2023

Project: GFF1297

**Test Report: Asbestos Analysis of Bulk Materials via AHERA Method 40CFR 763 Subpart E
 Appendix E supplemented with EPA 600/R-93/116 using Polarized Light Microscopy**

Sample	Description	Appearance	% Fibrous	Non-Asbestos		Asbestos
				% Non-Fibrous		% Type



No Asbestos Detected


 Between Expected Limit of Detection and Federal
 EPA Recommended Limit

 Above Federal EPA Recommended
 Limit

These guidance limits are typically used in most scenarios. More stringent local or project specific guidelines may apply.

Analyst(s)

Stacy Trinh Le (10)

 Oscar Merino, Laboratory Manager
 or other approved signatory

EMSL maintains liability limited to cost of analysis. Interpretation and use of test results are the responsibility of the client. This report relates only to the samples reported above, and may not be reproduced, except in full, without written approval by EMSL. EMSL bears no responsibility for sample collection activities or analytical method limitations. The report reflects the samples as received. Results are generated from the field sampling data (sampling volumes and areas, locations, etc.) provided by the client on the Chain of Custody. Samples are within quality control criteria and met method specifications unless otherwise noted. The above analyses were performed in general compliance with Appendix E to Subpart E of 40 CFR (previously EPA 600/M4-82-020 "Interim Method") but augmented with procedures outlined in the 1993 ("final") version of the method. This report must not be used by the client to claim product certification, approval, or endorsement by NVLAP, NIST or any agency of the federal government. Non-friable organically bound materials present a problem matrix and therefore EMSL recommends gravimetric reduction prior to analysis. Unless requested by the client, building materials manufactured with multiple layers (i.e. linoleum, wallboard, etc.) are reported as a single sample. Estimation of uncertainty is available on request.

Samples analyzed by EMSL Analytical, Inc San Leandro, CA NVLAP Lab Code 101048-3, WA C884

Initial report from: 07/05/2023 11:37:03


1-888-4-Abatement, Inc Serving Northern CA and Northern NV

3158 Luyung Drive, Rancho Cordova, CA 95742
 318 South 19th St, # 101, Sparks, NV 89431
 2290 Ivy St, # 190, Chico, CA 95928
 Ph: (916) 231-0090 Fax: (916) 231-0096
 DOSH # 930; CSLB # 897164; NV # 0074976
 Tax ID # 20-8583497

Insured: Camptonville School
 Property: 16585 School St
 Camptonville, CA 95922
 Business: PO 278
 Camptonville, CA 95922

Business: (510) 846-1565
 Cellular: (530) 288-3277

Estimator: Robert Gibbs
 Position: Estimator

Business: (916) 995-3694
 E-mail: robert@8884abatement.com

Claim Number:
Policy Number:
Type of Loss: Asbestos Abatement

Date of Loss:
 Date Inspected:

Date Received:
 Date Entered: 7/13/2023 2:30 PM

Price List: CASA8X_JUL23
 Restoration/Service/Remodel
 Estimate: CAMPTONVILLE_SCHOO-2

Summary: Chemically remove and dispose of mastic in classrooms.

Exclusions and Clarifications:

*1-888-4-Abatement, Inc. does not reinstall any item or fixture we detach in order to perform our scope of work.

*1-888-4-Abatement, Inc. does not perform repairs.

*1-888-4-Abatement, Inc will make all reasonable efforts to prevent any incidental damage caused by necessary abatement procedures. 1-888-4-Abatement is not responsible for any damage from these procedures, including tape or staple damage to walls ceilings or floors, as these items occur often as a result of following strict containment standards and regulations.

*Inclement weather may affect the time it takes to mobilize and demobilize from a particular job site in the regions of our service area that encounter snow. These delays cannot be predicted and therefore are not included in this estimate. 1-888-4-Abatement, Inc. may need to send a supplement to the insurance carrier to help cover these real costs of extra labor incurred due to these unpredictable situations.

*1-888-4-Abatement, Inc strictly abides by all laws and Federal, State, and local regulations pertaining to abatement, including worker safety, removal procedures, waste management, record keeping, and notifications. All estimates include adherence to these regulations, and also include permits, fees, and plans, unless otherwise noted.

Thank you for choosing 1-888-4-Abatement Inc., we appreciate this opportunity to exceed your expectations.


1-888-4-Abatement, Inc Serving Northern CA and Northern NV

3158 Luyung Drive, Rancho Cordova, CA 95742
 318 South 19th St, # 101, Sparks, NV 89431
 2290 Ivy St, # 190, Chico, CA 95928
 Ph: (916) 231-0090 Fax: (916) 231-0096
 DOSH # 930; CSLB # 897164; NV # 0074976
 Tax ID # 20-8583497

CAMPTONVILLE_SCHOO-2
Main Level
Class Room3
Height: 8'

Door **2' 6" X 6' 8"** **Opens into Exterior**
Door **2' 6" X 6' 8"** **Opens into HALLWAY**
Door **2' 6" X 6' 8"** **Opens into HALLWAY**

DESCRIPTION	QTY	UNIT PRICE	TOTAL
Remove asbestos floor mastic	1.00 EA @	8,166.77 =	8,166.77

Class Room1
Height: 8'

Door **2' 6" X 6' 8"** **Opens into HALLWAY**

DESCRIPTION	QTY	UNIT PRICE	TOTAL
Remove asbestos floor mastic	1.00 EA @	8,166.77 =	8,166.77

Class Room 2
Height: 8'

Door **2' 6" X 6' 8"** **Opens into HALLWAY**

DESCRIPTION	QTY	UNIT PRICE	TOTAL
Remove asbestos floor mastic	1.00 EA @	8,166.77 =	8,166.77

Grand Total Areas:

4,292.67 SF Walls	3,183.00 SF Ceiling	7,475.67 SF Walls and Ceiling
2,783.88 SF Floor	309.32 SY Flooring	532.83 LF Floor Perimeter
0.00 SF Long Wall	0.00 SF Short Wall	555.33 LF Ceil. Perimeter
2,783.88 Floor Area	3,319.17 Total Area	4,292.67 Interior Wall Area
2,320.33 Exterior Wall Area	259.67 Exterior Perimeter of Walls	
0.00 Surface Area	0.00 Number of Squares	0.00 Total Perimeter Length
0.00 Total Ridge Length	0.00 Total Hip Length	


1-888-4-Abatement, Inc Serving Northern CA and Northern NV

3158 Luyung Drive, Rancho Cordova, CA 95742
 318 South 19th St, # 101, Sparks, NV 89431
 2290 Ivy St, # 190, Chico, CA 95928
 Ph: (916) 231-0090 Fax: (916) 231-0096
 DOSH # 930; CSLB # 897164; NV # 0074976
 Tax ID # 20-8583497

Summary for Dwelling

Line Item Total	24,500.31
Replacement Cost Value	\$24,500.31
Net Claim	\$24,500.31

Robert Gibbs
 Estimator

This agreement is between (Owner listed on page 1 of this document or General Contractor representing Owner): hereinafter referred to as "Client," whose loss address is listed on this document and 1-888-4-Abatement, Inc., hereinafter referred to as "1-888-4-Abatement" or "Contractor," whose address is 3158 Luyung Drive, Rancho Cordova, CA 95742.

In consideration of the mutual covenants, agreements, representations and warranties contained herein, the parties agree as follows:

Insurance. To the extent applicable, Client authorizes Contractor to assist in the preparation, processing, and submission of a claim to Client's appropriate insurance company. Client agrees that insurance company may pay directly to Contractor any amounts over the deductible due under this Agreement. Client further agrees to direct insurance company to name Contractor as an additional Payee on payments for remediation costs or to direct the insurance company to pay Contractor directly. Client acknowledges and agrees that Client is ultimately responsible for all payments due and owing under this Agreement regardless of whether the claim is approved by the insurance company.

Scope of work. Client is retaining services of Contractor to perform work as detailed in this document for the contracted amount of **\$24,500.31**. Initial _____

Client understands that if any appliance, fixture, or any other building material is removed during the course of the remediation, 1-888-4-Abatement Inc. is not responsible for reinstalling them. Initial _____

Supplemental work: Client understands that during abatement process, additional work, beyond the original scope, may be required to complete remediation and obtain clearance. Contractor will contact insurance company, to the extent applicable, for approval on additional work and it becomes part of this work authorization. Initial _____

Incidental Damage clause: 1-888-4-Abatement is not responsible for water leaks that develop which are out of our control; any damage from abatement procedures, including tape or staple damage to walls ceilings or floors; damage during removal to any cabinets, countertops, vanities, toilets, tiles, appliances, fixtures, scratches or gouges in flooring, as these items occur often as a result of following strict containment standards and regulations. Initial _____

Notification of damages: Client shall communicate any concerns to 1-888-4-Abatement within 10 days of job completion.

Initial _____



1-888-4-Abatement, Inc Serving Northern CA and Northern NV

3158 Luyung Drive, Rancho Cordova, CA 95742
 318 South 19th St, # 101, Sparks, NV 89431
 2290 Ivy St, # 190, Chico, CA 95928
 Ph: (916) 231-0090 Fax: (916) 231-0096
 DOSH # 930; CSLB # 897164; NV # 0074976
 Tax ID # 20-8583497

Acceptance of contaminated items: 1-888-4-Abatement may recommend certain items be disposed of in certain situations. If any item is not disposed of at the Client's request, the Client is assuming all risk for handling, storage, waste, and use of said items, with knowledge that they may be contaminated with asbestos, lead and/or mold. Initial _____

Payment Terms: Upon Completion unless otherwise specified in this contract. Should Client elect to pay by credit card a charge of 3% of the total bill will be added to cover credit card processing fees. Initial _____
 Time for Performance. The Contractor shall complete the work within approximately ____ working days after commencement, subject to permissible delays as described in Paragraph 4, starting _____

General Abatement Conditions.

1. The work area will be restricted with "Asbestos Caution" signs and tape. These areas will be off limits to all persons except authorized personnel until work is completed and cleared.
2. Protective clothing will be used and will include hooded Tyvek suits, boots, gloves, and respirators.
3. Work will be performed in accordance with, and in most cases exceed standards set forth by EPA, OSHA, NIOSH, and your local Air Quality Management District. In particular, the work will comply with EPA, NIOSH, and OSHA asbestos worker protection regulations (e.g. 29 C.F.R. Â§ 1926.1101)
4. The areas where the asbestos will be removed will be prepared to include one or two layers of polyethylene sheeting on all penetrations as required. Engineering controls will be installed to include HEPA filtered negative air and a decontamination chamber for the technician to enter and exit the work area.
5. Once the building is contained and engineering controls are in place, the materials will be sprayed with a wetting agent to penetrate the surface and minimize airborne fibers during the removal process. The materials will be removed and prepared for disposal.
6. After the asbestos is removed, the area will be cleaned and encapsulated. The area will be tested and will pass clearance criteria of 0.01 f/cc using PCM NIOSH 7400 methodology. A third party to conduct the testing will be hired directly by the Client. Power and water are to be supplied on site by the Client. Waste and debris will be transported by a licensed and certified waste hauler in accordance with EPA, AQMD, NHP and/or CHP requirements and disposed of at a certified landfill in accordance with EPA and OSHA requirements.

Exclusions and Clarifications.

1. Water and power will be provided by Client throughout the duration of the project.
2. All contents in the work area shall be removed by Client.
3. Proposal includes cost and submittal of mandatory notifications, as needed.
4. Contractor will coordinate clearance testing with third-party testing consultant hired by Client. Cost of clearance test NOT included in bid.
5. This bid does not include removal of unsuspected asbestos or lead or presumed hazardous asbestos or lead material that may be discovered during the abatement process that was unknown at time of inspection.
6. This bid includes one mobilization only. Additional mobilizations to be at additional cost.
7. Working days are regular work hours (not to exceed 8 hours), Monday through Friday. Additional cost may apply if requested to work on weekends, holidays or after hours.
8. Contractor does not light gas appliances, reinstall any item or fixture that we may have to detach to perform our scope of work.
9. Contractor is not responsible for leaks that occur at angle stops. In many instances, the angle stops are old or original to the house. Leaking at the stems is common. Contractor will cap the angle stops or pipe once we disconnect the supply lines. Water to the home may have to be shut off if the angle stop does not close completely until it is capped. If the pipe or angle stop still leaks once capped, the water to the home will remain off unless the Client directs 888 to leave the water on. Client assumes liability for any damage caused by leaking angle stops or pipes.
10. Contractor will make all reasonable efforts to prevent any incidental damage caused by necessary abatement procedures. 888 is not responsible for any damage from these procedures, including tape or staple damage to walls ceilings or floors, as these items occur often as a result of following strict containment standards and regulations.
11. Contractor strictly abides by all laws and Federal, State, and local regulations pertaining to abatement, including worker safety, removal procedures, waste management, record keeping, and notifications. All estimates include adherence to



1-888-4-Abatement, Inc Serving Northern CA and Northern NV

3158 Luyung Drive, Rancho Cordova, CA 95742
 318 South 19th St, # 101, Sparks, NV 89431
 2290 Ivy St, # 190, Chico, CA 95928
 Ph: (916) 231-0090 Fax: (916) 231-0096
 DOSH # 930; CSLB # 897164; NV # 0074976
 Tax ID # 20-8583497

these regulations, and also include permits, fees, and plans, unless otherwise noted.
 12. Permits, if needed, not included unless specifically mentioned above.

Permissible Delays. Contractor shall be excused from any delay in completions of the contract caused by acts of God, acts of the Client or the Client's agent, employee or independent contractor, strikes, acts of public utilities, public bodies or inspectors, extra work required by Client, or other contingencies unforeseeable by or beyond the reasonable control of the Contractor.

Unanticipated Conditions and Concealed Damage: Expenses incurred because of unusual or unanticipated conditions shall be paid by Client as extra work. If unanticipated conditions are discovered during the course of work, 888 will inform Client. 888 is not responsible to repair any such discovered condition and any work performed by 888 to remedy such condition will be billed separately as extra work.

Termination: Either Contractor or Client may terminate this Agreement, effective upon written notice to the other party, if the other party materially breaches this Agreement, and such breach is incapable of cure, or with respect to a material breach capable of cure, the breach is not cured within (7) days after receipt of written notice of such breach.

Attorney Fees: In the event any suit or action is brought by any party under this Agreement to enforce any of its terms, or in any appeal there from, it is agreed that the prevailing party shall be entitled to reasonable attorney's fees to be fixed by the trial court and/or appellate court.

Governing Law: This Agreement and the rights and obligations of the parties hereto shall be governed, construed and enforced in accordance with the laws of the state where Contractor performs the work.

Arbitration: All disputes between the parties arising out of relating to this Agreement shall be determined exclusively by mandatory, binding arbitration pursuant either to the California Arbitration Act or Nevada Uniform Arbitration Act, whichever is applicable (the "Act"). The parties shall by agreement select one person as arbitrator who has substantial experience in construction or request a court to appoint one arbitrator pursuant to the Act. In addition to all powers conferred upon the arbitrator in the Act, the parties expressly agree that the arbitrator shall have the power to rule on his or her own jurisdiction, including any objections with respect to the existence, scope, or validity of the arbitration agreement or to the arbitrability of any claim or counterclaim asserted by either party. The arbitrator shall enter an award at the conclusion of the proceedings and shall include therein an award of reasonable attorney's fees and costs to the prevailing party. In no event, however, may the award include any punitive damages. The arbitrator's fee and the cost of the proceeding shall initially be shared equally between the parties, but the arbitrator may in his/her discretion order that the losing party pay all or any part of the arbitrator's fee advanced by the prevailing party.

Contractor Initials

Client's Initials

California Disclosure:

CONTRACTORS ARE REQUIRED BY LAW TO BE LICENSED AND REGULATED BY THE CONTRACTOR'S STATE LICENSE BOARD, WHICH HAS JURISDICTION TO INVESTIGATE COMPLAINTS AGAINST CONTRACTORS IF A COMPLAINT IS FILED WITHIN THREE (3) YEARS OF THE DATE OF THE ALLEGED VIOLATIONS. ANY QUESTIONS CONCERNING A CONTRACTOR MAY BE REFERRED TO THE REGISTRAR, CONTRACTOR'S STATE LICENSE BOARD, P.O. BOX 26000, SACRAMENTO, CA 95826.

Nevada Disclosure:


1-888-4-Abatement, Inc Serving Northern CA and Northern NV

3158 Luyung Drive, Rancho Cordova, CA 95742
 318 South 19th St, # 101, Sparks, NV 89431
 2290 Ivy St, # 190, Chico, CA 95928
 Ph: (916) 231-0090 Fax: (916) 231-0096
 DOSH # 930; CSLB # 897164; NV # 0074976
 Tax ID # 20-8583497

RESIDENTIAL CONSTRUCTION RECOVERY FUND
 (For Owners of a Single Family Residence in Nevada)

Payment may be available from the Recovery Fund if you are damaged financially by a project performed on your residence pursuant to a contract, including construction, remodeling, repair or other improvements, and the damage resulted from certain specified violations of Nevada law by a contractor licensed in this State. To obtain information relating to the Recovery Fund and filing a claim for recovery from the Recovery Fund, you may contact the State Contractors' Board.

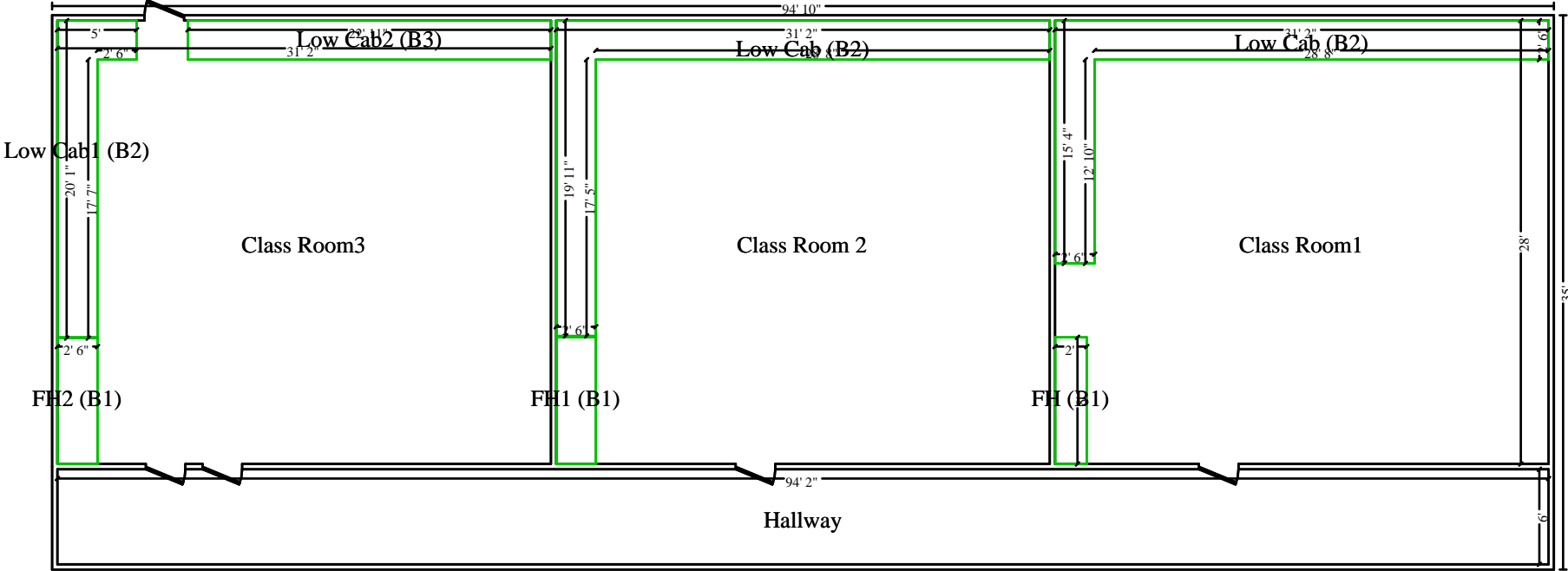
Bank Authorization. If necessary, this authorization allows Contractor to speak with Clients bank or Mortgage Company regarding any necessary documents required to process payment for work performed at above address.

Entire Agreement. This Agreement is the Parties' final and complete Agreement. All prior and/or contemporaneous Agreements, understand and/or representations, whether in writing or verbal, have been merged or incorporated herein.

Executed at _____ (County) , _____ (State), on _____ (date)

Client Sign Here _____

Contractor: *Neil Ostrander*



Main Level

1/18/2024

Camptonville School District
16585 School St
Camptonville, CA 95922

Re: Flooring Project 2023 ID# 476939
Attn: Patrick Brose

We started the flooring project in June of 2023. Due to the age of the school we worked to remove carpet gently to not disturb anything underneath. We noticed 9x9 tiles and dark adhesive in some areas. These tiles seemed fragile and weren't stuck well to the subfloor, they were going to break and come up with the carpet that was installed over the top. We cannot disturb tiles that show any signs of containing dangerous substances, at this point we decided a 1"x1" sample should be bagged and sent off for testing. We had to pause installation until results came back from a 3rd party testing lab. After discovering the materials contained matter we cannot handle we recommended the school call an abatement contractor to inspect, test and give final advise on how to proceed. At this point the project was on hold while the abatement contractor guided the school and followed the legal protocol in removing and disposing of everything hidden under carpet.

Thank You,

Brittany Young
brittany@youngsc1.com



[In The Home Center](#)

330 Idaho Maryland Road
Grass Valley, California
95945

530.273.5568

530.273.1849 Fax

SCL 622809
DIR 1000011575



July 23, 2024

Mr. Patrick Brose
Superintendent/Principal
Camptonville Union Elementary School District
16585 School Street
P.O. Box 278
Camptonville, California 95922

Re: CITADEL Project No. 2442.1001.0
Professional Opinion Regarding Damaged Flooring
Camptonville Union Elementary School
16585 School Street
Camptonville, California 95922

Dear Mr. Brose:

At the request of Camptonville Union Elementary School District (Client), Citadel EHS (Citadel) performed a review of documentation provided regarding abatement of asbestos-containing floorings at the Camptonville Union Elementary School property located at 16585 School Street in Camptonville, California (Project Site).

Background

Citadel discussed the situation and project with Client representatives, and reviewed the following documents provided by Client:

- 1) A letter dated 1/18/2024 from Young's Carpet One, addressed to Patrick Brose
- 2) Invoice #13526 from 1-888-4-Abatement, Inc., dated 7/27/2023
- 3) Asbestos laboratory results, EMSL Order # 092314476, dated 7/5/2023
- 4) Various photographs of the work area at the Project Site

Based on this review and discussions with Client representatives, Citadel understands the following to have occurred at the Project Site:

- 1) Young's Carpet One was hired by the school to replace the carpet in several classrooms, as part of a non-modernization project.
- 2) Once Young's began their work, they identified that there was vinyl floor tile under the carpet, and that the carpet removal was affecting the tiles.
- 3) Some of the tiles were disturbed (lifted from their substrate) and some broken during the carpet removal by Young's, prior to their stopping removal.
- 4) Young's retained Cranmer Engineering to collect samples of the tile and mastic, as well as cove base and mastic, and it was determined by laboratory analysis that some of the tile samples contained asbestos and some of the mastic samples contained asbestos.

- 5) The school hired 1-888-4-Abatement, Inc to remove the remaining carpet and tile/mastic, as the tile and mastic was determined to be asbestos-containing materials (ACM).

Discussion

Based on Citadel's understanding of the situation at the Project Site and informed by our 30+ years of asbestos consulting experience in k-12 schools, we outline the following discussion of the pertinent issues and regulatory framework related to our review. Citations in parenthesis and italics are specific sections of the Asbestos Hazard Emergency Response Act (AHERA) [40 CFR Part 763], the seminal regulation regarding asbestos in schools.

- 1) While vinyl floor tile and floor tile mastic are generally *non-friable* materials when intact, when damaged, they become *friable* and must be treated as a *friable* material. (763.83 & 763.91 (a)) *Friability* is not an immutable characteristic of a material. Since these materials were *damaged* at the Project Site, they became *friable*.
- 2) Generally, when vinyl floor tile and floor tile mastic are in good condition and functional, carpeting which has been laid over the tile may be removed without damaging the tile, when done carefully. The photographs reviewed appear to show the carpet to have been cut into strips prior to removal, which is one of the methods used to carefully remove carpet from tile.
- 3) The vinyl floor tile and floor tile mastic are *asbestos-containing materials (ACM)*, *asbestos-containing building materials (ACBM)*, and *miscellaneous materials*. (763.83)
- 4) Friable materials are inherently a higher health risk than non-friable materials, as they are more likely to produce dust, which can then become airborne, and inhaled by people in the area. Asbestos is primarily an airborne/inhalation health hazard.
- 5) The asbestos analytical laboratory does not identify, nor report, *friability*. The laboratory identifies the asbestos concentration within the samples. *Friability* is determined by the inspector. (763.85 (a)(4)(ii))
- 6) When a k-12 school is presented with *friable, damaged, asbestos-containing building materials*, the school must address these materials through one of the four *response actions* identified in AHERA:
 - a. "If damaged friable surfacing ACM or damaged friable miscellaneous ACM is present in a building, the local education agency shall select from among the following response actions: encapsulation, enclosure, removal, or repair of the damaged material." (763.90 (c)(1))
 - b. "If significantly damaged friable surfacing ACM or significantly damaged friable miscellaneous ACM is present in a building the local education agency shall:" (763.90 (d))

"Remove the material in the functional space or, depending upon whether enclosure or encapsulation would be sufficient to protect human health and the environment, enclose or encapsulate." (763.90 (d)(2))
- 7) Some of the tiles were *damaged*, and the fact that the tiles lifted so easily from their substrate during carpet removal indicates that the mastic was failing, and that the material was *damaged*, based on the definition of "damaged friable miscellaneous ACM." (763.83)

- 8) Citadel is unaware whether the extent of the damage to the tile and mastic would be defined as 'damaged' or 'significantly damaged,' however, regarding the appropriate *response action*, it is a distinction without a difference in this situation, because *removal* was the most appropriate *response action*.
- a. Floor tile and mastic cannot be *encapsulated* and still be functional as a walking surface, as encapsulants are not meant to endure to being walked upon,
 - b. Replacement of carpet over the damaged tile is not *enclosure* as carpet is not air tight, and
 - c. *Repair* of the tile would require significant removal and replacement of tiles and additional mastic added, as the tiles were not adequately adhered, leaving only *removal* as an acceptable *response action*.

Conclusions

In accordance with, and as defined and directed by the AHERA regulation: the vinyl floor tile and floor tile mastic would have been rendered *friable* by the damage they endured, *friable damaged* asbestos-containing materials must be addressed by a *response action*, which is specifically prescribed to protect human health and the environment, and *removal* was the only feasible *response action* in this specific situation.

Vinyl floor tiles and floor tile mastic are not routinely disturbed and damaged, outside of removal under abatement conditions, by carpet replacement projects at k-12 schools. If the vinyl floor tile and floor tile mastic were known in advance to be present, they normally would have been removed, along with the carpet, under abatement conditions. Even when not known in advance, when carpet is removed from vinyl floor tile and floor tile mastic that is in good condition, it is less common for the carpet removal to damage the tile and mastic, especially if the carpet is removed carefully. In our experience, it is not ordinary for a carpet replacement project to damage/disturb vinyl floor tiles and floor tile mastic in a k-12 school.

DISCLAIMER

The services performed by Citadel Environmental Services, Inc. ("Citadel"), d.b.a. Citadel EHS, in connection with this Report were performed in accordance with generally and currently accepted engineering practices and principles; provided, however, Citadel completed such services as directed by the Client and the recommendations described in this Report are therefore limited in purpose and scope. The procedures and methodologies used by Citadel in its performance of services, and the recommendations contained herein, are not intended to meet the requirements under any specific laws or regulatory guidelines unless expressly set forth in the Proposal.

The recommendations and conclusions set forth in this Report are based on information and data available to Citadel during the course of its performance of the services. Citadel relied on the information and data provided by or on behalf of Client, including, if applicable, historical and present operations, conditions and test data, and Citadel assumed all such information and data was correct and complete. Citadel shall not be liable for any damages or losses resulting from inaccuracies of, or omissions from, information or data provided by or on behalf of the Client, any interested third-parties, or any federal, state, county, or local governmental authority, or otherwise available in the public domain.

The information contained in this Report and conclusions resulting therefrom are based solely on information available to Citadel at the time of its performance of services, and from observations and perceived conditions and materials existing on the date of Citadel's limited survey of the site, if applicable. Citadel disclaims any inaccuracy in the Report as a result of any part or parcel of

property to which Citadel was not provided access, or which was concealed, including, but not limited to, wall cavities/chases, ceiling plenums, below floor finishes, crawlspace, below grade, beneath existing structures, or behind electrical panels.

The findings and recommendations presented in this Report are based upon observations of present conditions and may not necessarily indicate future conditions. No conclusions should be construed or inferred other than those expressly stated in this Report. EXCEPT FOR ANY WARRANTIES EXPRESSLY SET FORTH IN THE PROPOSAL OR OTHER WRITTEN AGREEMENT BETWEEN CITADEL AND CLIENT, CITADEL MAKES NO WARRANTIES HEREUNDER WITH RESPECT TO ANY INFORMATION CONTAINED IN THIS REPORT, EXPRESS OR IMPLIED, AND CITADEL HEREBY DISCLAIMS ALL OTHER WARRANTIES.

All testing and remediation methods have reliability limitations, and no method nor number of sampling locations can guarantee that a hazard will be discovered if contamination or other evidence of the hazard is not encountered within the performance of the services as authorized. Reliability of testing or remediation varies according to the sampling frequency and other service variables that were selected by Client. Citadel shall not be at fault or liable for any such limitations.

The information and opinions rendered in this report are exclusively for use and reliance by the Client. The information contained herein may not be used, disclosed, or copied without written permission of the Client and may not be relied upon without the written permission of Citadel.

SIGNATURES

If after your review of this report, you have any questions or require additional information, please do not hesitate to telephone our office at (818) 246-2707.

Sincerely,
CITADEL EHS

Kier DeLeo

Digitally signed by Kier
DeLeo
Date: 2024.07.23 09:41:32
-07'00'

Kier DeLeo, CAC, CHMM
 Principal, Building Sciences

Jack Samuels

Digitally signed by Jack Samuels
Date: 2024.07.23 09:41:54
-07'00'

Jack Samuels, CAC, CDPH
 Associate Principal, Building Sciences



December 26, 2024

Mr. Patrick Brose
Superintendent/Principal
Camptonville Union Elementary School District
16585 School Street
P.O. Box 278
Camptonville, California 95922

Re: CITADEL Project No. 2442.1001.0
Professional Opinion Regarding Damaged Flooring
Camptonville Union Elementary School
16585 School Street, Camptonville, California 95922

Dear Mr. Brose:

At the request of Camptonville Union Elementary School District (Client), Citadel EHS (Citadel) performed a review of documentation provided regarding abatement of asbestos-containing floorings at the Camptonville Union Elementary School property located at 16585 School Street in Camptonville, California (Project Site).

This December 26, 2024 letter is limited to a presentation of our Professional Opinion regarding the matter. Citadel previously provided a full Professional Opinion report detailing our review, assessment, and conclusions drawn, as well as terms and limitations:

"Professional Opinion Regarding Damaged Flooring, Camptonville Union Elementary School, 16585 School Street, Camptonville, California 95922" Citadel project number 2442.1001.0, dated July 23, 2024. (the Full Opinion Letter). Please refer to the Full Opinion Letter for further details on how Citadel arrived at our Professional Opinion.

Professional Opinion

- When vinyl tile and mastic is in good condition and carpet removal is done carefully, the underlying vinyl tile and mastic is typically not damaged. In such cases, it is not ordinary for vinyl tile and mastic to lift during carpet removal projects.
- It appears that steps were taken to remove the carpet at Camptonville carefully as evidenced by the carpet being cut into strips for removal.
- Because the tile lifted so easily during the carpet removal it indicates that the mastic was failing. While we cannot say it with 100% certainty as this report is done after the fact, based on our 30 years of experience, it is likely that the vinyl tile and mastic flooring system was damaged prior to the carpet removal project.

If after your review of this report, you have any questions or require additional information, please do not hesitate to telephone our office at (818) 246-2707.

Sincerely,
CITADEL EHS

Kier DeLeo Digitally signed by Kier DeLeo
Date: 2024.12.26 12:04:35
-08'00'

Kier DeLeo, CAC, CHMM
Principal, Building Sciences

Action Items

ANNUAL ADJUSTMENT TO SCHOOL FACILITY PROGRAM GRANTS

PURPOSE OF REPORT

To adopt the annual adjustment in the School Facility Program (SFP) grants based on the change in construction costs pursuant to the Education Code (EC) and SFP Regulations.

DESCRIPTION

This item presents the State Allocation Board (Board) with the annual adjustment to the SFP grants based on the statewide cost index for Class B construction. Each year the Board adjusts the SFP grants to reflect construction cost changes. In January 2016, the Board adopted the RS Means index for use in 2016 and future years. This item presents the 2025 annual adjustment to SFP grants based on the RS Means index.

AUTHORITY

See Attachment A.

STAFF ANALYSIS/STATEMENTS

At the January 2016 meeting, the Board adopted an increase to the SFP grants using the RS Means Construction Cost Index (CCI) as the statewide cost index for Class B construction.

The current rate of change between 2024 and 2025 for the RS Means Class B CCI is 0.49 percent. The chart below reflects the amounts previously adopted for 2024 compared to the potential amount for the new construction base grants.

RS Means 0.49%			
Grade Level	Regulation Section	Current Adjusted Grant Per Pupil Effective 1-1-24	Potential Grant Per Pupil Effective 1-1-25
Elementary	1859.71	\$15,770	\$15,847
Middle	1859.71	\$16,679	\$16,761
High	1859.71	\$21,223	\$21,327
Special Day Class – Severe	1859.71.1	\$44,314	\$44,531
Special Day Class – Non-Severe	1859.71.1	\$29,637	\$29,782

STAFF ANALYSIS/STATEMENTS (cont.)

The following chart shows the amounts previously adopted compared to the potential amount for the modernization base grants.

			RS Means 0.49%
Grade Level	Regulation Section	Current Adjusted Grant Per Pupil Effective 1-1-24	Potential Grant Per Pupil Effective 1-1-25
Elementary	1859.78	\$6,005	\$6,034
Middle	1859.78	\$6,350	\$6,381
High	1859.78	\$8,315	\$8,356
Special Day Class – Severe	1859.78.3	\$19,138	\$19,232
Special Day Class – Non-Severe	1859.78.3	\$12,804	\$12,867

In addition, the CCI adjustment would increase the threshold amount for Government Code Section 66452.6(a)(2) for the period of one year commencing March 1, 2025. The following chart shows the amount previously adopted for 2024 compared to the resulting threshold amount, upon approval of the proposed 2025 CCI adjustment:

		RS Means 0.49%
		Potential 3-1-2025
		Effective 3-1-2024
Resulting Amount	\$397,064	\$399,010

RECOMMENDATION

Adopt the increase of 0.49 percent for the 2025 SFP grants based on the RS Means Construction Cost Index as shown in Attachment B.

ATTACHMENT A

AUTHORITY

For the New Construction grant, EC Section 17072.10(b) states, “The board annually shall adjust the per-unhoused- pupil apportionment to reflect construction cost changes, as set forth in the statewide cost index for class B construction as determined by the board.”

For Modernization funding, EC Section 17074.10(b) states, “The board shall annually adjust the factors set forth in subdivision (a) according to the adjustment for inflation set forth in the statewide cost index for class B construction, as determined by the board.”

Government Code Section 66452.6 states:

(a)(1) An approved or conditionally approved tentative map shall expire 24 months after its approval or conditional approval, or after any additional period of time as may be prescribed by local ordinance, not to exceed an additional 24 months. However, if the subdivider is required to expend two hundred thirty-six thousand seven hundred ninety dollars (\$236,790) or more to construct, improve, or finance the construction or improvement of public improvements outside the property boundaries of the tentative map, excluding improvements of public rights-of-way that abut the boundary of the property to be subdivided and that are reasonably related to the development of that property, each filing of a final map authorized by Section 66456.1 shall extend the expiration of the approved or conditionally approved tentative map by 48 months from the date of its expiration, as provided in this section, or the date of the previously filed final map, whichever is later. The extensions shall not extend the tentative map more than 10 years from its approval or conditional approval.

...

(2) Commencing January 1, 2012, and each calendar year thereafter, the amount of two hundred thirty-six thousand seven hundred ninety dollars (\$236,790) shall be annually increased by operation of law according to the adjustment for inflation set forth in the statewide cost index for class B construction, as determined by the State Allocation Board at its January meeting. The effective date of each annual adjustment shall be March 1. The adjusted amount shall apply to tentative and vesting tentative maps whose applications were received after the effective date of the adjustment.

...

SFP Regulation Section 1859.71, Adjustment to the New Construction Grant, states:

The new construction per-unhoused-pupil grant amount, as provided by Education Code Section 17072.10(a), will be adjusted annually based on the change in the Class B Construction Cost Index as approved by the Board each January. The base Class B Construction Cost Index shall be 1.30 and the first adjustment shall be January 1999.

The new construction per-unhoused-pupil grant amount, as provided by Education Code Section 17072.10(a), may be increased by an additional amount not to exceed six percent in a fiscal year, or decreased, based on the analysis of the current cost to build schools as reported on the Project Information Worksheet (Revised 05/10) which shall be submitted with the Forms SAB 50-05 and 50-06 and as approved by the Board.

ATTACHMENT A

For any changes or additions to the regulations adopted by the Board in 1999, those changes shall be adjusted in accordance with this Section at the time the regulations are adopted.

SFP Regulation Section 1859.2 Definitions states,

...

“Class B Construction Cost Index” is a construction factor index for structures made of reinforced concrete or steel frames, concrete floors, and roofs, and accepted and used by the Board.

...

SFP Regulation Section 1859.78, Adjustment to the Modernization Grant, states:

The modernization per-unhoused-pupil grant amount, as provided by Education Code Section 17074.10(a), will be adjusted annually based on the change in the Class B Construction Cost Index as approved by the Board each January. The base Class B Construction Cost Index shall be 1.30 and the first adjustment shall be January 1999.

ATTACHMENT B

ANNUAL ADJUSTMENT TO SCHOOL FACILITY PROGRAM GRANTS

State Allocation Board Meeting, January 22, 2025

Grant Amount Adjustments

New Construction	SFP Regulation Section	Adjusted Grant Per Pupil Effective 1-1-24	Adjusted Grant Per Pupil Effective 1-1-25
Elementary	1859.71	\$15,770	\$15,847
Middle	1859.71	\$16,679	\$16,761
High	1859.71	\$21,223	\$21,327
Special Day Class – Severe	1859.71.1	\$44,314	\$44,531
Special Day Class – Non-Severe	1859.71.1	\$29,637	\$29,782
Automatic Fire Detection/Alarm System – Elementary	1859.71.2	\$19	\$19
Automatic Fire Detection/Alarm System – Middle	1859.71.2	\$25	\$25
Automatic Fire Detection/Alarm System – High	1859.71.2	\$42	\$42
Automatic Fire Detection/Alarm System – Special Day Class – Severe	1859.71.2	\$79	\$79
Automatic Fire Detection/Alarm System – Special Day Class – Non-Severe	1859.71.2	\$56	\$56
Automatic Sprinkler System – Elementary	1859.71.2	\$264	\$265
Automatic Sprinkler System – Middle	1859.71.2	\$315	\$317
Automatic Sprinkler System – High	1859.71.2	\$327	\$329
Automatic Sprinkler System – Special Day Class – Severe	1859.71.2	\$835	\$839
Automatic Sprinkler System – Special Day Class – Non-Severe	1859.71.2	\$559	\$562

ATTACHMENT B

ANNUAL ADJUSTMENT TO SCHOOL FACILITY PROGRAM GRANTS

State Allocation Board Meeting, January 22, 2025

Grant Amount Adjustments

Modernization	SFP Regulation Section	Adjusted Grant Per Pupil Effective 1-1-24	Adjusted Grant Per Pupil Effective 1-1-25
Elementary	1859.78	\$6,005	\$6,034
Middle	1859.78	\$6,350	\$6,381
High	1859.78	\$8,315	\$8,356
Special Day Class - Severe	1859.78.3	\$19,138	\$19,232
Special Day Class – Non-Severe	1859.78.3	\$12,804	\$12,867
State Special School – Severe	1859.78	\$31,900	\$32,056
Automatic Fire Detection/Alarm System – Elementary	1859.78.4	\$195	\$196
Automatic Fire Detection/Alarm System – Middle	1859.78.4	\$195	\$196
Automatic Fire Detection/Alarm System – High	1859.78.4	\$195	\$196
Automatic Fire Detection/Alarm System – Special Day Class – Severe	1859.78.4	\$537	\$540
Automatic Fire Detection/Alarm System – Special Day Class – Non-Severe	1859.78.4	\$360	\$362
Over 50 Years Old – Elementary	1859.78.6	\$8,342	\$8,383
Over 50 Years Old – Middle	1859.78.6	\$8,823	\$8,866
Over 50 Years Old – High	1859.78.6	\$11,549	\$11,606
Over 50 Years Old – Special Day Class – Severe	1859.78.6	\$26,590	\$26,720
Over 50 Years Old – Special Day Class – Non-Severe	1859.78.6	\$17,779	\$17,866
Over 50 Years Old – State Special Day School – Severe	1859.78.6	\$44,313	\$44,530

ATTACHMENT B

ANNUAL ADJUSTMENT TO SCHOOL FACILITY PROGRAM GRANTS

State Allocation Board Meeting, January 22, 2025

Grant Amount Adjustments

New Construction / Modernization / Facility Hardship / Seismic Mitigation / Joint Use	SFP Regulation Section	Adjusted Grant Amount Effective 1-1-24	Adjusted Grant Amount Effective 1-1-25
Therapy/Multipurpose Room/Other (per square foot)	1859.72 1859.73.2 1859.77.3 1859.82.1 1859.82.2 1859.125 1859.125.1	\$259	\$260
Toilet Facilities (per square foot)	1859.72 1859.73.2 1859.82.1 1859.82.2 1859.125 1859.125.1	\$464	\$466
Portable Therapy/Multipurpose Room/Other (per square foot)	1859.72 1859.73.2 1859.77.3 1859.82.1 1859.125 1859.125.1	\$58	\$58
Portable Toilet Facilities (per square foot)	1859.72 1859.73.2 1859.82.1 1859.125 1859.125.1	\$150	\$151

New Construction Only	SFP Regulation Section	Adjusted Grant Amount Effective 1-1-24	Adjusted Grant Amount Effective 1-1-25
Parking Spaces (per stall)	1859.76	\$20,055	\$20,153
General Site Grant (per acre for additional acreage being acquired)	1859.76	\$25,670	\$25,796
Project Assistance (for school district with less than 2,500 pupils)	1859.73.1	\$9,645	\$9,692

ATTACHMENT B

ANNUAL ADJUSTMENT TO SCHOOL FACILITY PROGRAM GRANTS

State Allocation Board Meeting, January 22, 2025
Grant Amount Adjustments

Modernization Only	SFP Regulation Section	Adjusted Grant Amount Effective 1-1-24	Adjusted Grant Amount Effective 1-1-25
Two-stop Elevator	1859.83	\$160,429	\$161,215
Each Additional Stop	1859.83	\$28,879	\$29,021
Project Assistance (for school district with less than 2,500 pupils)	1859.78.2	\$5,145	\$5,170

Facility Hardship / Rehabilitation	SFP Regulation Section	Adjusted Grant Amount Effective 1-1-24	Adjusted Grant Amount Effective 1-1-25
Current Replacement Cost – Permanent Other (per square foot)	1859.2	\$514	\$517
Current Replacement Cost – Permanent Toilets (per square foot)	1859.2	\$927	\$932
Current Replacement Cost – Portable Other (per square foot)	1859.2	\$117	\$118
Current Replacement Cost – Portable Toilets (per square foot)	1859.2	\$301	\$302
Interim Housing – Financial Hardship (per classroom)	1859.81	\$52,879	\$53,138

ATTACHMENT B

Charter School Facilities Program – Preliminary Apportionment Amounts	SFP Regulation Section	Adjusted Grant Amount Effective 1-1-24	Adjusted Grant Amount Effective 1-1-25
Charter School Elementary (per pupil)	1859.163.1	\$15,851	\$15,929
Charter School Middle (per pupil)	1859.163.1	\$16,782	\$16,864
Charter School High (per pupil)	1859.163.1	\$21,300	\$21,404
Charter School Special Day Class – Severe (per pupil)	1859.163.1	\$44,526	\$44,744
Charter School Special Day Class - Non-Severe (per pupil)	1859.163.1	\$29,777	\$29,923
Charter School Two-stop Elevator	1859.163.5	\$133,691	\$134,346
Charter School Each Additional Stop	1859.163.5	\$24,065	\$24,183

ATTACHMENT B

NEW SCHOOL ADJUSTMENTS (REGULATION SECTION 1859.83)

State Allocation Board Meeting, January 22, 2025

Classrooms in Project	Elementary School Adjusted Grant Effective 1-1-24	Elementary School Adjusted Grant Effective 1-1-25	Middle School Adjusted Grant Effective 1-1-24	Middle School Adjusted Grant Effective 1-1-25	High School Adjusted Grant Effective 1-1-24	High School Adjusted Grant Effective 1-1-25	Alternative Education New School Effective 1-1-24	Alternative Education New School Effective 1-1-25
1	\$427,811	\$429,907	\$1,802,154	\$1,810,985	\$3,919,822	\$3,939,029	\$1,162,310	\$1,168,005
2	\$1,008,029	\$1,012,968	\$2,021,409	\$2,031,314	\$4,077,576	\$4,097,556	\$1,410,171	\$1,417,081
3	\$1,513,383	\$1,520,799	\$2,246,010	\$2,257,015	\$5,040,153	\$5,064,850	\$2,465,156	\$2,477,235
4	\$1,917,129	\$1,926,523	\$2,492,001	\$2,504,212	\$5,895,776	\$5,924,665	\$2,773,420	\$2,787,010
5	\$2,251,357	\$2,262,389	\$2,748,689	\$2,762,158	\$6,492,036	\$6,523,847	\$3,081,684	\$3,096,784
6	\$2,729,969	\$2,743,346	\$3,008,050	\$3,022,789	\$7,088,300	\$7,123,033	\$3,389,949	\$3,406,560
7	\$3,213,934	\$3,229,682	\$3,267,409	\$3,283,419	\$7,684,562	\$7,722,216	\$3,698,215	\$3,716,336
8	\$3,585,596	\$3,603,165	\$3,550,835	\$3,568,234	\$8,144,459	\$8,184,367	\$4,021,882	\$4,041,589
9	\$3,585,596	\$3,603,165	\$3,850,302	\$3,869,168	\$8,513,447	\$8,555,163	\$4,356,135	\$4,377,480
10	\$4,216,614	\$4,237,275	\$4,152,444	\$4,172,791	\$8,879,759	\$8,923,270	\$4,690,389	\$4,713,372
11	\$4,216,614	\$4,237,275	\$4,454,586	\$4,476,413	\$9,248,749	\$9,294,068	\$5,987,461	\$6,016,800
12	\$4,438,544	\$4,460,293			\$9,585,648	\$9,632,618	\$6,321,716	\$6,352,692
13					\$9,917,202	\$9,965,796	\$6,655,969	\$6,688,583
14					\$10,248,757	\$10,298,976	\$6,990,224	\$7,024,476
15					\$10,582,984	\$10,634,841	\$7,324,479	\$7,360,369
16					\$10,914,538	\$10,968,019	\$7,658,732	\$7,696,260
17					\$11,248,766	\$11,303,885	\$7,992,987	\$8,032,153
18					\$11,580,320	\$11,637,064	\$8,327,241	\$8,368,044
19					\$11,911,874	\$11,970,242	\$8,661,495	\$8,703,936
20					\$12,246,101	\$12,306,107	\$8,995,751	\$9,039,830
21					\$12,577,653	\$12,639,283	\$9,330,246	\$9,375,964
22					\$12,909,207	\$12,972,462	\$9,664,501	\$9,711,857
23							\$9,998,756	\$10,047,750
24							\$10,333,009	\$10,383,641
25							\$10,667,264	\$10,719,534
26							\$11,001,520	\$11,055,427
27							\$11,335,772	\$11,391,317

REPORT OF THE EXECUTIVE OFFICER
State Allocation Board Meeting, January 22, 2025

PROPOSED REGULATORY AMENDMENTS FOR THE SCHOOL FACILITY PROGRAM

PURPOSE OF REPORT

To present the State Allocation Board (Board) with clarifying language changes to proposed regulatory amendments relating to the fund release deadline specified in School Facility Program (SFP) Regulation Section 1859.90(c)(1).

DESCRIPTION

On September 25, 2024, the Board approved proposed regulatory amendments, on an emergency basis, that authorize an extended fund release deadline of up to 18 months for projects pertaining to a school facility located on a military installation that is the recipient of a federal grant that requires a local matching share. The Office of Administrative Law (OAL) approved the regulatory amendments on an emergency basis with an effective date of November 1, 2024.

This item seeks Board approval of clarifying language changes that pertain to the 18-month deadline for school districts to submit the *Fund Release Authorization* (Form SAB 50-05) and a Grant Agreement for a school facility located on a military installation that is the recipient of a federal grant that requires a local matching share.

AUTHORITY

Education Code Section 17070.35 states, in part:

- (a) In addition to all other powers and duties as are granted to the board by this chapter, other statutes, or the California Constitution, the board shall do all of the following:
 - (1) Adopt rules and regulations, pursuant to the rulemaking provisions of the Administrative Procedure Act, Chapter 3.5 (commencing with Section 11340) of Part 1 of Division 3 of Title 2 of the Government Code, for the administration of this chapter....

STAFF ANALYSIS/STATEMENTS

After the emergency regulations were approved by the OAL [OAL File Number 2024-1023-01E], the Office of Public School Construction (OPSC) identified the need to make changes to clarify that the applicant school district must have received an invitation for federal funding to be considered for the extended fund release deadline of up to 18 months. Additionally, the clarifying amendments specify that in determining whether to authorize an 18-month fund release deadline, the Board shall consider whether additional time is needed for the district to align with federal timelines.

STAFF ANALYSIS/STATEMENTS (cont.)

Below, please find a comparison of the Board's previously approved regulatory amendments from the September 25, 2024 Board meeting and the proposed clarifying language:

Previously Approved Language from September 25, 2024:

(b) With the exception of Apportionments described in paragraphs (1) and (2) of subsection (c), a district must submit the Form SAB 50-05 and Grant Agreement, within 180 calendar days of the Apportionment of the SFP grant for the project or within 365 calendar days for Apportionments that include financial hardship assistance.

...

(c)(1) Notwithstanding subsection (b), if an Apportionment is made for an Application pertaining to a school facility located on a military installation that is the recipient of a federal grant that requires a local matching share, the Board may require the district to submit the Form SAB 50-05 and Grant Agreement within a determined time period, not to exceed 18 months of the Apportionment of the SFP grant for the project. If the district does not submit the Form SAB 50-05 and Grant Agreement within the above specified time, the entire Apportionment shall be rescinded without further Board action, and the pupils housed in the project, if applicable, will be added back to the district's baseline eligibility. The district may refile a new Application for the project subject to district eligibility and available State funds at the time of resubmittal.

Proposed Clarifying Language for January 22, 2025 (in bold):

(b) With the exception of Apportionments described in paragraphs (1) and (2) of subsection (c), a district must submit the Form SAB 50-05 and Grant Agreement, within 180 calendar days of the Apportionment of the SFP grant for the project or within 365 calendar days for Apportionments that include financial hardship assistance.

...

(c)(1) Notwithstanding subsection (b), if an Apportionment is made for an Application pertaining to a school facility located on a military installation that is the recipient of a federal grant that requires a local matching share, **and the district has received an invitation for federal funding, the Board may authorize 18 months from the date of the Apportionment instead of the applicable fund release timeline in subsection (b) for the district to submit the Form SAB 50-05 and Grant Agreement for the project. In determining whether to authorize 18 months from the date of Apportionment, the Board shall consider whether additional time is needed for the district to align with federal timelines.** ~~the Board may require the district to submit the Form SAB 50-05 and Grant Agreement within a determined time period, not to exceed 18 months of the Apportionment of the SFP grant for the project.~~

STAFF ANALYSIS/STATEMENTS (cont.)

If the district does not submit the Form SAB 50-05 and Grant Agreement within the above-specified time, the entire Apportionment shall be rescinded without further Board action, and the pupils housed in the project, if applicable, will be added back to the district's baseline eligibility. The district may refile a new Application for the project subject to district eligibility and available State funds at the time of resubmittal.

...

With Board approval, OPSC will combine this regulatory action with the emergency regulatory action into one rulemaking file as part of the Administrative Procedure Act process to make the regulations permanent.

Attachment 1 is the previously approved Board item from the September 25, 2024 Board meeting.

RECOMMENDATIONS

1. Adopt the proposed regulatory amendments as shown under *Proposed Clarifying Language for January 22, 2025* above.
2. Authorize the Executive Officer to combine both the proposed regulatory amendments in this Board item along with the emergency regulations previously approved by the OAL into one rulemaking file and file the regulations with the OAL to make the regulations permanent.

ATTACHMENT 1

REPORT OF THE EXECUTIVE OFFICER State Allocation Board Meeting, September 25, 2024

PROPOSED EMERGENCY REGULATORY AMENDMENTS FOR THE SCHOOL FACILITY PROGRAM

PURPOSE OF REPORT

To present to the State Allocation Board (Board) proposed regulatory amendments, on an emergency basis, to authorize extended fund release deadlines for projects where a school district has a school facility located on a military installation that is the recipient of a federal grant that requires a local matching share.

DESCRIPTION

Since 2012, the Office of Public School Construction (OPSC) has actively worked with school districts throughout California to obtain funding from the Board to provide the local match towards federally funded school construction and modernization projects on military installations under the Public Schools on Military Installations (PSMI) program.

For the PSMI program, school districts must submit verification that local matching funds are available to receive approval for federal funding. Due to the complexity, extended timelines, and deadlines involved with participation in the program, staff proposes an exception to the current School Facility Program (SFP) regulations for projects utilizing SFP funding for the local matching share.

Current SFP regulations require school districts to meet fund release requirements within 180 calendar days of Apportionment for non-financial hardship projects and within 365 calendar days of Apportionment for financial hardship projects.

Staff proposes to amend SFP regulations to authorize the Board to provide up to 18 months for a school district to meet fund release requirements for projects pertaining to a school facility located on a military installation that is the recipient of a federal grant that requires a local matching share.

AUTHORITY

See Attachment A.

BACKGROUND

Public Schools on Military Installations Program

In 2010, the Department of Defense (DOD) established the PSMI grant program to administer a federal appropriation designated for the construction, renovation, repair, or expansion of elementary and secondary public schools on military installations to address capacity needs or facility condition deficiencies.

BACKGROUND (cont.)

The DOD assessed the condition and capacity of public schools on military installations as part of the PSMI grant program. Based on the findings of the physical assessment, the DOD developed a priority list of public schools on military installations with the most serious condition and/or capacity deficiencies, which receive priority consideration under the PSMI. The PSMI program provides federal reimbursement of up to 80 percent of project costs to school districts, provided the school district matches federal funding with 20 percent of the project cost.

At the April 2012 meeting, the Board established the Department of Defense Sub-Committee. The purpose of the Board's Sub-Committee was to consider funding options to assist all California school districts with DOD schools in meeting their 20-percent matching share requirement. At the June 2012 DOD Sub-Committee meeting, OPSC presented an analysis of the potential SFP funding options that school districts could pursue to meet the 20-percent match requirement. The recommendations of the Sub-Committee were presented to the Board at the August 2012 meeting. These recommendations included consideration of SFP Regulation changes for DOD projects to provide preliminary apportionments and recommending to the Legislature that future bond funds be made available specifically for DOD schools. In considering the recommendations, the Board elected to recommend that the State Legislature provide funding for military base schools in California in the next bond proposal to cover the total need for these types of projects.

In 2018, the DOD continued an ongoing assessment of the condition and capacity of schools on military installations. Based on the findings of the physical assessment, the DOD developed an updated priority list. As federal funds have been appropriated for the PSMI, the Office of Local Defense Community Cooperation (OLDCC), which administers the grant funds, has continued to invite California school districts to participate in the PSMI grant program.

STAFF ANALYSIS/STATEMENTS

Since 2012, staff and the Board have provided support to school districts invited to participate in the PSMI program. To date, Board approvals have provided approximately \$78.9 million in state funding for 19 projects on 10 school sites, which has led to over \$365 million in federal funding for these projects across the state.

Previous Board support for PSMI projects has been in the form of expedited processing, financial hardship approvals under "other evidence," and expedited apportionments.

In this agenda, the Board's approval of five school districts' requests would provide approximately \$24.9 million in state funding that will be used towards the districts' local match in obtaining approximately \$336.6 million in federal funding.

STAFF ANALYSIS/STATEMENTS (cont.)

Since 2012, staff has observed the complex proposal, award, and construction timelines associated with PSMI projects. In most cases, it appears that from OLDCC's invitation for a school district to participate in the PSMI to project completion, between 5 to 10 years elapse. It can be challenging for school districts to align fund release deadlines under the SFP with the elongated timelines of federal projects on military installations, even with active guidance from OPSC staff.

Staff proposes to amend SFP regulations as shown on Attachment B to authorize the Board to provide up to 18 months for a school district to meet fund release requirements for projects pertaining to a school facility located on a military installation that is the recipient of a federal grant that requires a local matching share. This provides the Board the flexibility to set the fund release deadlines based on each individual PSMI project's circumstances; however, still within the maximum 18-month timeline allowed in statute.

Additional Amendments

The proposed regulations also include non-substantive cleanup language not addressed in prior regulatory packages.

RECOMMENDATIONS

1. Adopt the proposed emergency amendments to the SFP regulation as shown on Attachment B.
2. Authorize the Executive Officer to file the proposed regulatory amendments with the Office of Administrative Law on an emergency basis and make the regulation permanent.

This Item was approved by the State Allocation Board on September 25, 2024.

ATTACHMENT 1

Attachment A

AUTHORITY

Education Code (EC) Section 17070.35: General Provisions

(a) In addition to all other powers and duties as are granted to the board by this chapter, other statutes, or the California Constitution, the board shall do all of the following:

(1) Adopt rules and regulations, pursuant to the rulemaking provisions of the Administrative Procedure Act, Chapter 3.5 (commencing with Section 11340) of Part 1 of Division 3 of Title 2 of the Government Code, for the administration of this chapter. However, the board shall have no authority to set the level of the fees of any architect, structural engineer, or other design professional on any project. The initial regulations adopted pursuant to this chapter shall be adopted as emergency regulations, and the circumstances related to the initial adoption are hereby deemed to constitute an emergency for this purpose. The initial regulations adopted pursuant to this chapter shall be adopted by November 4, 1998. If the initial regulations are not adopted by that date, the board shall report to the Legislature by that date, explaining the reasons for the delay.

(2) Establish and publish any procedures and policies in connection with the administration of this chapter as it deems necessary.

(3) Determine the eligibility of school districts to receive apportionments under this chapter.

(4) Apportion funds to eligible school districts under this chapter.

(b) The board shall review and amend its regulations as necessary to adjust its administration of this chapter to conform with the act that amended this section to add this subdivision. Regulations adopted pursuant to this subdivision shall be adopted by November 5, 2002, and shall be adopted as emergency regulations in accordance with the rulemaking provisions of the Administrative Procedure Act (Chapter 3.5 (commencing with Section 11340) of Part 1 of Division 3 of Title 2 of the Government Code). The adoption of any emergency regulation pursuant to this subdivision filed with the Office of Administrative Law shall be deemed to be an emergency and necessary for the immediate preservation of the public peace, health and safety, or general welfare. Notwithstanding subdivision (e) of Section 11346.1 of the Government Code, any emergency regulation adopted pursuant to this section shall remain in effect for no more than 365 days unless the board has complied with Sections 11346.2 to 11348, inclusive, of the Government Code.

EC Section 17076.10: Program Accountability

(a) A school district that receives any funds pursuant to this chapter shall submit a summary report of expenditure of state funds and of school district matching funds annually until all state funds and school district matching funds are expended, and shall then submit a final report to the board. The board may require an audit of these reports or other school district records to ensure that all funds received pursuant to this chapter are expended in accordance with program requirements.

(b) If the board finds that a participating school district has not made substantial progress towards increasing its pupil capacity or modernizing its facilities within 18 months of receiving any funding pursuant to this chapter, the board shall rescind the apportionment in an amount equal to the unexpended funds.

ATTACHMENT 1
Attachment A

(c) (1) If the board, after the review of expenditures or audit has been conducted pursuant to subdivision (a), determines that a school district failed to expend funds in accordance with this chapter, the department shall notify the school district of the amount that must be repaid to the 1998 State School Facilities Fund, the 2002 State School Facilities Fund, the 2004 State School Facilities Fund, the 2006 State School Facilities Fund, or the 2016 State School Facilities Fund, as the case may be, within 60 days. If the school district fails to make the required payment within 60 days, the department shall notify the Controller and the school district in writing, and the Controller shall deduct an amount equal to the amount to be repaid by the school district under this subdivision, from the school district's next principal apportionment or apportionments of state funds to the school district, other than basic aid apportionments required by Section 6 of Article IX of the California Constitution. Any amounts obtained by the Controller shall be deposited into the 1998 State School Facilities Fund, the 2002 State School Facilities Fund, the 2004 State School Facilities Fund, the 2006 State School Facilities Fund, or the 2016 State School Facilities Fund, as appropriate.

(2) Notwithstanding paragraph (1), if the board determines that repayment of the full liability within 60 days after the board action would constitute a severe financial hardship, as defined by the board, for the school district, the board shall approve a plan of equal annual payments over a period of up to 20 years. The plan shall include interest on each year's outstanding balance at the rate earned on the state's Pooled Money Investment Account during that year. The Controller shall withhold amounts, other than basic aid apportionments required by Section 6 of Article IX of the California Constitution, pursuant to the plan.

(d) If a school district receives an apportionment, but has not met the criteria to have funds released pursuant to Section 17072.32 or 17074.15 within a period established by the board, but not to exceed 18 months, the board shall rescind the apportionment and deny the district's application.

ATTACHMENT 1

Attachment B

Proposed Regulatory Amendments

SFP Regulation Section 1859.90. Fund Release Process

(a) With the exception of an ~~A~~apportionment made pursuant to Sections 1859.81.1(e) or 1859.81.2, ~~A~~apportionments provided through the Priority Funding Process and subject to 1859.90.2, the OPSC will release State funds that the Board has apportioned to the district after submittal, by the district, of the Form SAB 50-05 and a Grant Agreement, pursuant to Section 1859.90.4.

(b) With the exception of Apportionments described in paragraphs (1) and (2) of subsection (c), ~~an apportionment made for a Type II Joint-Use Project, not part of a qualifying SFP Modernization project, pursuant to Article 12 of these Regulations~~, a district must submit the Form SAB 50-05 and Grant Agreement, within 180 calendar days of the Apportionment of the SFP grant for the project or within 365 calendar days for Apportionments that include financial hardship assistance. If the district does not submit the Form SAB 50-05 and Grant Agreement within the above specified time, the entire New Construction Adjusted Grant, or Modernization Adjusted Grant or Type I or II, part of a qualifying SFP Modernization project, or Joint-Use Project Apportionment shall be rescinded without further Board action, and the pupils housed in the project, if applicable, will be added back to the district's baseline eligibility. The district may refile a new Application for the project subject to district eligibility and available State funds at the time of resubmittal.

(c)(1) Notwithstanding subsection (b), if an Apportionment is made for an Application pertaining to a school facility located on a military installation that is the recipient of a federal grant that requires a local matching share, the Board may require the district to submit the Form SAB 50-05 and Grant Agreement within a determined time period, not to exceed 18 months of the Apportionment of the SFP grant for the project. If the district does not submit the Form SAB 50-05 and Grant Agreement within the above specified time, the entire Apportionment shall be rescinded without further Board action, and the pupils housed in the project, if applicable, will be added back to the district's baseline eligibility. The district may refile a new Application for the project subject to district eligibility and available State funds at the time of resubmittal.

~~(c)(2)~~ Notwithstanding subsection (b), if ~~If~~ the Apportionment was made for a Type II Joint-Use Project, not part of a qualifying SFP Modernization project, pursuant to Article 12 of these Regulations, the district must submit Form SAB 50-05 and a Grant Agreement within 18 months of the date the plans and specifications for the Joint-Use Project that have been approved by the DSA and the CDE are submitted to the OPSC or the Apportionment shall be rescinded without further Board action.

(d) OPSC will release State funds that have been apportioned by the Board pursuant to Section 1859.81.1(e) to the district within 30 calendar days of the following, whichever occurs last: an Apportionment or upon submittal by the district of a Grant Agreement pursuant to Section 1859.90.4. Submittal of the Grant Agreement must occur within 365 days of the Apportionment. If the district received an Apportionment pursuant to 1859.90.2, the Grant Agreement must be submitted within the specified time period in 1859.90.2.

Note: Authority cited: Section 17070.35, Education Code.

Reference: Sections 17072.12, 17072.30, 17074.15, 17076.10, 17077.40, 17077.42 and 17077.45, Education Code.

REPORT OF THE EXECUTIVE OFFICER
State Allocation Board Meeting, January 22, 2025

IMPLEMENTATION OF PROPOSITION 2 NEW CONSTRUCTION AND MODERNIZATION
SET ASIDES AND ADMINISTRATIVE COSTS FOR THE SCHOOL FACILITY PROGRAM

PURPOSE OF REPORT

To present the State Allocation Board (Board) with recommendations for New Construction and Modernization program set asides and state agency administrative costs for the Kindergarten Through Grade 12 Schools and Local Community College Public Education Facilities Modernization, Repair, and Safety Bond Act of 2024 (Proposition 2), which was approved by a majority of California's voters on November 5, 2024.

DESCRIPTION

On November 5, 2024, California voters approved Proposition 2, which implements the provisions of Assembly Bill (AB) 247 (Muratsuchi, Chapter 81, Statutes of 2024). In part, Proposition 2 provides \$8.5 billion in proceeds from the sale of bonds for the construction and modernization of Transitional Kindergarten (TK) through Grade 12 school facilities.

Proposition 2 specifies that the \$8.5 billion is allocated to the School Facility Program (SFP) as follows:

- New Construction - \$3.3 billion
 - Up to 10 percent (\$330 million) shall be available to small school districts
- Modernization - \$4.0 billion
 - Up to 10 percent (\$400 million) shall be available to small school districts
 - Up to \$115 million shall be available to address the remediation of lead in water
- Charter School Facilities Program (CSFP) - \$600 million
- Career Technical Education Facilities Program (CTEFP) - \$600 million

This item requests the Board determine the amount to reserve from each program for the set asides permitted in statute, as well as for state agency costs to administer the program.

AUTHORITY

See Attachment A.

BACKGROUND

New Construction and Modernization Program Authority Set Asides

Proposition 2 allows up to 10 percent of the funding allocated for both New Construction and Modernization to be available for small school districts with an enrollment of fewer than 2,501 pupils. Proposition 2 also allows up to \$115 million from Modernization authority to be available to address the remediation of lead in water. Finally, Proposition 2 requires the Board to provide a grant of \$5 million to the California Department of Education (CDE) from the funding allocated for New Construction and/or Modernization to augment CDE's federal Supporting America's School Infrastructure grant and support priority school districts, as defined.

Reservation of Bond Authority for Administrative Costs

Four state agencies typically rely on funding from bond measures for administration of the SFP: the Office of Public School Construction (OPSC), the California Department of Education (CDE), the State Controller's Office (SCO), and the California School Finance Authority (CSFA).

If recent processing rates continue, OPSC anticipates that distribution of bond funds authorized by Proposition 2 will take approximately five years; therefore, administrative costs are expected to be necessary from 2025-26 through 2029-30. There are additional administrative functions that continue long after funds are allocated, which will need to be addressed as part of a subsequent bond measure supporting the SFP and/or the Budget Acts for 2030-31 and beyond.

STAFF ANALYSIS/STATEMENTS

Topic #1 - New Construction and Modernization Program Authority Set Asides

If the maximum amounts authorized by Proposition 2 are set aside from New Construction and Modernization program authority, it will reduce the amount available for applications on the Workload List, the Applications Received Beyond Bond Authority List, and for future applications. The following table reflects the Proposition 2 bond authority available for New Construction and Modernization projects if the Board opts to set aside the maximum authorized amounts for small school districts and lead in water testing and remediation, as well as the \$5 million grant to CDE to support priority school districts. The total amount available for project funding may be reduced by administrative costs of the program for OPSC, CDE, SCO, and CSFA.

STAFF ANALYSIS/STATEMENTS (cont.)

New Construction - Total Available	\$	3,300,000,000
- Small School District Program	\$	(330,000,000)
- CDE ¹	\$	(2,500,000)
Subtotal	\$	2,967,500,000

Modernization - Total Available	\$	4,000,000,000
- Small School District Program	\$	(400,000,000)
- Lead in Water Testing & Remediation	\$	(115,000,000)
- CDE ¹	\$	(2,500,000)
Subtotal	\$	3,482,500,000

As of December 31, 2024, school districts have requested approximately \$1.8 billion in New Construction funding and approximately \$3.7 billion in Modernization funding, including approximately \$205.7 million in requests for Facility Hardship and Facility Hardship Seismic Mitigation Program funding. Of these amounts, \$158.7 million in New Construction funding and \$210.1 million in Modernization funding has been requested by small school districts.

As of January 22, 2025, approximately \$182.7 million in previously authorized General Fund resources remains available for SFP New Construction, Modernization, and Facility Hardship projects, in addition to available Proposition 2 bond authority. For additional details on available SFP funds, please refer to the Financial Reports section of the agenda, SFP Available Funds.

Considerations

According to the most recent Assembly Floor Analysis dated July 3, 2024, prepared by the Assembly Education Committee staff, components of Proposition 2 were intended to improve SFP equity:

Equity in school facility funding. Some stakeholders have raised equity concerns regarding the current school facility funding program...This bill addresses these concerns through several key provisions. It implements a sliding scale for state grant amounts, ensuring lower-wealth districts receive a higher proportion of state funding. The bill further enhances state funding via supplemental grants for specific needs such as school kitchens, gymnasiums, and transitional kindergarten facilities, and establishes a program for replacing outdated buildings at least 75 years old. This bill also establishes a process for assisting small and priority school districts by

¹ The table reflects the \$5 million grant to CDE comprised of \$2.5 million from New Construction bond authority and \$2.5 million from Modernization bond authority. Pursuant to Proposition 2, the Board may select an alternate distribution for this grant.

STAFF ANALYSIS/STATEMENTS (cont.)

leveraging a federal grant to provide in-person and ongoing regional support to priority school districts, particularly those new to the SFP, and setting aside 10% of funds specifically for small districts. This approach promotes equitable access to resources and includes requirements for school districts to maintain and update a five-year facilities master plan.

Therefore, providing the maximum set aside for small school district projects appears to meet the intent of the legislation by facilitating their ability to access this specific set of funding.

Later this year, OPSC staff will engage interested parties in the creation of a program for the testing and remediation of lead in water at school sites. Pursuant to Proposition 2, grants would be awarded by the Board in filing rounds with two phases of funding. The first phase could provide funding to any school district requesting funding for testing. The second phase could provide funding to any school district that demonstrates that testing resulted in lead levels in excess of 15 parts per billion. Funding demand for this program is currently unknown; therefore, it may be prudent for the Board to set aside the full \$115 million authorized by Proposition 2 at this time.

If the Board sets aside the full amount allowed in statute, approximately \$6.5 billion in Proposition 2 bond authority will be available for New Construction and Modernization projects beyond the total small school district set aside of \$730 million. At current processing rates by OPSC, it would take roughly five years to fully allocate the available authority. At that time, the Board could consider unencumbering any remaining set aside balances not yet requested by school districts to make those funds available to applicants for the New Construction and Modernization programs.

Topic #2 – Administrative Costs of the SFP

Administrative costs of the SFP are funded from general obligation bonds and school site utilization fees. Four state agencies rely on funding directly from the bond measures for work activities tied to administration of the SFP.

OPSC administrative costs include those related to OPSC functions, such as application processing, Board agenda publication, and appeals. In addition, there are post-application approval functions that are required of OPSC after the Board provides the initial unfunded approval. These include converting unfunded approvals to apportioned projects as a result of general obligation bond sales, processing fund releases, substantial progress reviews, grant agreements, K-12 audit support, financial hardship support, and various accounting functions.

CDE administrative costs include those related to the role of the School Facilities and Transportation Services Division (SFTSD) to review and approve school district sites and construction plans. SFTSD review begins when a school district plans to

STAFF ANALYSIS/STATEMENTS (cont.)

acquire a new school construction site. The review of construction plans by SFTSD focuses mainly on the educational adequacy of the proposed facility and whether the needs of students and faculty will be met. The review of construction plans is for new sites as well as for existing sites.

SCO administrative costs include those related to maintenance of the official State of California Book of Record for all accounting functions, disbursement of warrants to school districts, reviewing and approving local closeout audit reports.

CSFA administrative costs include those related to the SFP's Charter School Facility Program (CSFP). CSFA is responsible for making a financial soundness determination for CSFP applicants at the time of preliminary, advance and final apportionment; conducting on-going monitoring and due diligence of recipients' financial soundness before and after final apportionment; carrying out due diligence on guarantors or related organizations, when applicable; and developing, negotiating, and maintaining Program agreements (Memoranda of Understanding and Funding Agreements) on behalf of the State.

Prior Board Actions

The Board has previously reserved bond authority for future administrative costs, most recently in August 2012, March 2014, and June 2019. In all prior actions, the amounts reserved are set asides that are subject to Budget Act approval, before the state agencies can draw down from the set aside. The purpose of the set asides is to ensure that program authority is available for administrative costs and to establish a common understanding of the amounts available for allocation to projects.

In prior Board actions, the Board was concerned that bond authority would be depleted before a new statewide school facilities general obligation bond measure could be placed on the ballot. In 2012, the Board reserved funds for administrative costs for fiscal years 2012-13 through 2014-15 to cover administrative costs beyond the time a potential 2014 bond measure could be considered.

In 2014, the Board reserved funds for administrative costs for fiscal years 2015-16 through 2019-20. Beginning in 2014, available revenue from the State School Site Utilization Fund began offsetting SFP administrative costs. In 2019, the Board reserved funds for administrative costs for fiscal years 2020-21 through 2022-23, after administrative costs were offset by staff's estimate of State School Site Utilization Fund revenues. In 2023-24 and 2024-25, administrative costs were funded from both the School Site Utilization Fund and the General Fund, as no new statewide school facilities bond funds were available and General Fund appropriations were made to support SFP New Construction and Modernization projects.

Before 2012, administrative costs were charged to one program, such as New Construction, Modernization, or the Overcrowding Relief Grant program. In 2012 and

STAFF ANALYSIS/STATEMENTS (cont.)

2014, the Board elected to draw bond authority for administrative costs from multiple programs using a workload-based proration. Following the passage of the last statewide school facilities bond in 2016, the Board opted in 2019 to reserve bond authority for administrative costs from each program based on the proportion of funds approved for each program in the bond (New Construction, Modernization, the Career Technical Education Facilities Program, and the Charter School Facilities Program).

Pursuant to Education Code Section 17070.65, the Board has the authority to make monies in the State School Facilities Funds available to the Director of the Department of General Services (DGS) in the amounts that the Board determines necessary for DGS to facilitate the construction, modernization, reconstruction, or alteration of, or addition to, school buildings. Therefore, the Board has the ability to specify the program(s) from which it wishes to reserve bond authority for administrative costs. However, any monies reserved by the Board must also be approved for this purpose in the annual Budget Act.

Staff is requesting the Board reserve bond authority for administrative costs for five fiscal years, from 2025-26 through 2029-30. This action would help ensure that the administration of the Board's programs can continue under the funding provided by Proposition 2, for the time period expected to be necessary to allocate the funding.

Currently, CSFA indicates it has adequate authority set aside in previous Board actions from prior bonds to meet its needs for joint administration of the CSFP. For this reason, staff has not included estimated administrative costs for CSFA in the following tables and recommendations.

Staff proposes reserving bond authority from the following programs, prorated based on the originally approved bond allocations for Proposition 2, as shown in the following table:

Basis for Proration		
Program	Bond Authority	Percentage
New Construction	\$ 3,300,000,000	39%
Modernization	\$ 4,000,000,000	47%
Career Tech	\$ 600,000,000	7%
Charter	\$ 600,000,000	7%
Total Bond Authority	\$ 8,500,000,000	100%

STAFF ANALYSIS/STATEMENTS (cont.)

Total SFP bond authority needed for administrative costs over a five-year period:

Total Estimated SFP Administrative Costs for DGS/OPSC, CDE, and SCO FY 2025-26 through 2029-30			
DGS/OPSC	CDE	SCO	Total
\$ 59,500,000 ²	\$18,155,000	\$ 3,240,000	\$ 80,895,000

Summary of recommended reservation of bond authority by program:

Program	Amount
New Construction (39%)	\$ 31,549,050
Modernization (47%)	\$ 38,020,650
Career Technical Education (7%)	\$ 5,662,650
Charter School Facilities (7%)	\$ 5,662,650
Total	\$ 80,895,000

The actual amount authorized each fiscal year is subject to approval in the State Budget Act.

Conclusion

Staff recommends setting aside the full authority allowed in statute as a result of Proposition 2 to provide maximum opportunities for small school districts and the remediation of lead in water. The Board could choose to revisit the set asides at a later date if demand for the set aside amounts is low.

The combined administrative costs of all three agencies seeking a set aside from Proposition 2 bond authority is less than one percent of the total bond funds that will be administered over the next five years. Staff is requesting the Board consider reserving bond authority for administrative costs for the next five fiscal years from 2025-26 through 2029-30, because available bond authority is limited. This action would ensure that the administration of the Board's programs can continue for the estimated allocation period for Proposition 2 funds. Additionally, reserving bond authority for estimated administrative costs up-front provides transparency regarding the amount of funding available for school construction projects. Additional administrative cost funding beyond 2029-30 will need to be identified as part of future statewide school facilities bonds and/or future budget processes for long-term

² Estimated five-year administrative cost for DGS/OPSC reflects the net amount after an offset of \$33.125 million in anticipated School Site Utilization Fund revenues available for SFP administration (approximately \$6.625 million annually). Subject to approval in the Budget Act, these fees are allocated to reduce the impact of SFP administrative costs to the bond program. This allows more funding to remain with the program for allocation to projects.

STAFF ANALYSIS/STATEMENTS (cont.)

costs to administer the program, which continue even after allocation of available resources for school construction projects.

RECOMMENDATIONS

1. Approve the set aside of \$330 million from New Construction bond authority and \$400 million from Modernization bond authority for Small School Districts.
2. Approve the set aside of \$115 million from Modernization bond authority for the testing and remediation of lead in water.
3. Approve a total of \$5 million (\$2.5 million from New Construction bond authority and \$2.5 million from Modernization bond authority) for the grant to CDE to augment an existing federal Supporting America's School Infrastructure grant and support priority school districts, as defined.
4. Approve the reservation of bond authority in the amount of \$80,895,000 for fiscal years 2025-26 through 2029-30 for the estimated administrative costs of OPSC, CDE, and SCO, prorated based on the originally approved bond allocations for Proposition 2.

The following table reflects the amounts authorized by Proposition 2 per program and the amounts that would be available if the Board adopts all of the staff recommendations in this item.

Program/Purpose	Amount Authorized by Proposition 2	Amount Available if the Board Adopts All Recommendations
New Construction	Up to \$3,300,000,000	\$2,938,450,950
Small School District Set Aside	Up to \$330,000,000	\$330,000,000
Modernization	Up to \$4,000,000,000	\$3,446,979,350
Small School District Set Aside	Up to \$400,000,000	\$400,000,000
Lead in Water Remediation	Up to \$115,000,000	\$115,000,000
Career Technical Education	\$600,000,000	\$594,337,350
Charter School Facilities	\$600,000,000	\$594,337,350
SFP Administrative Costs of DGS/OPSC, CDE, and SCO	Subject to approval in the annual Budget Act	\$80,895,000
TOTAL	\$8,500,000,000	\$8,500,000,000

ATTACHMENT A

AUTHORITY

Education Code Section 17070.40 – General Provisions (Proposition 1A, 1998; Proposition 47, 2002; Proposition 55, 2004; and Proposition 1D, 2006)

(a) (1) A fund is hereby established in the State Treasury to be known as the 1998 State School Facilities Fund. All money in the fund, including any money deposited in that fund from any source whatsoever, and notwithstanding Section 13340 of the Government Code, is hereby continuously appropriated without regard to fiscal years for expenditure pursuant to this chapter.

(2) The board may apportion funds to school districts for the purposes of this chapter from funds transferred to the 1998 State School Facilities Fund from any source.

(3) The board may make apportionments in amounts not exceeding those funds on deposit in the 1998 State School Facilities Fund, and any amount of bonds authorized by the committee, but not yet sold by the Treasurer.

(4) The board may make disbursements pursuant to any apportionment made from any funds in the 1998 State School Facilities Fund, irrespective of whether there exists at the time of the disbursement an amount in the 1998 State School Facilities Fund sufficient to permit payment in full of all apportionments previously made. However, no disbursement shall be made from any funds required by law to be transferred to the General Fund.

(b) (1) A fund is hereby established in the State Treasury to be known as the 2002 State School Facilities Fund. All money in the fund, including any money deposited in that fund from any source whatsoever, and notwithstanding Section 13340 of the Government Code, is hereby continuously appropriated without regard to fiscal years for expenditure pursuant to this chapter.

(2) The board may apportion funds to school districts for the purposes of this chapter from funds transferred to the 2002 State School Facilities Fund from any source.

(3) The board may make apportionments in amounts not exceeding those funds on deposit in the 2002 State School Facilities Fund, and any amount of bonds authorized by the committee, but not yet sold by the Treasurer.

(4) The board may make disbursements pursuant to any apportionment made from any funds in the 2002 State School Facilities Fund, irrespective of whether there exists at the time of the disbursement an amount in the 2002 State School Facilities Fund sufficient to permit payment in full of all apportionments previously made. However, no disbursement shall be made from any funds required by law to be transferred to the General Fund.

(c) (1) A fund is hereby established in the State Treasury to be known as the 2004 State School Facilities Fund. All money in the fund, including any money deposited in that fund from any source whatsoever, and notwithstanding Section 13340 of the Government Code, is hereby continuously appropriated without regard to fiscal years for expenditure pursuant to this chapter.

(2) The board may apportion funds to school districts for the purposes of this chapter from funds transferred to the 2004 State School Facilities Fund from any source.

(3) The board may make apportionments in amounts not exceeding those funds on deposit in the 2004 State School Facilities Fund, and any amount of bonds authorized by the committee, but not yet sold by the Treasurer.

(4) The board may make disbursements pursuant to any apportionment made from any funds in the 2004 State School Facilities Fund, irrespective of whether there exists at the time of the disbursement an amount in the 2004 State School Facilities Fund sufficient to permit payment in full of all apportionments previously made. However, no disbursement shall be made from any funds required by law to be transferred to the General Fund.

(d) (1) A fund is hereby established in the State Treasury, to be known as the 2006 State School Facilities Fund. All money in the fund, including any money deposited in that fund from any source whatsoever, and notwithstanding Section 13340 of the Government Code, is hereby continuously appropriated without regard to fiscal years for expenditure pursuant to this chapter.

(2) The board may apportion funds to school districts for the purposes of this chapter from funds transferred to the 2006 State School Facilities Fund from any source.

(3) The board may make apportionments in amounts not exceeding those funds on deposit in the 2006 State School Facilities Fund, and any amount of bonds authorized by the committee, but not yet sold by the Treasurer.

(4) The board may make disbursements pursuant to any apportionment made from any funds in the 2006 State School Facilities Fund, irrespective of whether there exists at the time of the disbursement an amount in the 2006 State School Facilities Fund sufficient to permit payment in full of all apportionments previously made. However, no disbursement shall be made from any funds required by law to be transferred to the General Fund.

(Amended by Stats. 2006, Ch. 35, Sec. 1. Effective May 20, 2006. Operative after

Education Code Section 17070.41 – General Provisions (Proposition 51, 2016)

Creation of 2016 State School Facilities Fund.

(a) A fund is hereby established in the State Treasury, to be known as the 2016 State School Facilities Fund. All money in the fund, including any money deposited in that fund from any source whatsoever, and notwithstanding Section 13340 of the Government Code, is hereby continuously appropriated without regard to fiscal years for expenditure pursuant to this chapter.

(b) The board may apportion funds to school districts for the purposes of this chapter, as it read on January 1, 2015, from funds transferred to the 2016 State School Facilities Fund from any source.

(c) The board may make apportionments in amounts not exceeding those funds on deposit in the 2016 State School Facilities Fund, and any amount of bonds authorized by the committee, but not yet sold by the Treasurer.

(d) The board may make disbursements pursuant to any apportionment made from any funds in the 2016 State School Facilities Fund, irrespective of whether there exists at the time of the disbursement an amount in the 2016 State School Facilities Fund

sufficient to permit payment in full of all apportionments previously made. However, no disbursement shall be made from any funds required by law to be transferred to the General Fund.

Education Code Section 17070.42 – General Provisions (Proposition 2, 2024)

(a) A fund is hereby established in the State Treasury, to be known as the 2024 State School Facilities Fund. All money in the fund, including any money deposited in the fund from any source whatsoever, and notwithstanding Section 13340 of the Government Code, is hereby continuously appropriated without regard to fiscal years for expenditure pursuant to this chapter.

(b) The board may make apportionments in amounts not exceeding those funds on deposit in the 2024 State School Facilities Fund, and any amount of bonds authorized by the committee, excluding any amount of refunding bonds authorized by the committee in accordance with Section 101430, but not yet sold by the Treasurer.

(c) The board may make disbursements pursuant to any apportionment made from any funds in the 2024 State School Facilities Fund, irrespective of whether there exists at the time of the disbursement an amount in the 2024 State School Facilities Fund sufficient to permit payment in full of all apportionments previously made. No disbursement shall be made from any funds required by law to be transferred to the General Fund.

Education Code Section 17070.65 – General Provisions

From any moneys in one of the funds established pursuant to Section 17070.40, as appropriate, and approved for this purpose in the annual Budget Act, the board shall make available to the Director of General Services the amounts that the board determines necessary for the Department of General Services to provide the assistance, pursuant to this chapter, required pursuant to Section 15504 of the Government Code to facilitate the construction, modernization, reconstruction, or alteration of, or addition to, school buildings.

Education Code Section 17077.60 - Testing and Remediation of Lead Levels in Water at Schoolsites

(a) (1) With funds made available for this purpose, the board shall provide a grant to test for lead in water outlets used for drinking or preparing food on schoolsites serving kindergarten or any of grades 1 to 12, inclusive, that were constructed before January 1, 2010, and for the remediation of any water outlets with lead levels in excess of 15 parts per billion.

(2) The board shall release disbursements to school districts with approved applications for purposes of this article, to the extent state funds are available, consistent with the applicable school district's local and state contribution percentages determined pursuant to Section 17074.16. Subject to the availability of funds, the board shall apportion funds to an eligible school district only upon review of evidence that the required local matching funds, for the applicable school district determined pursuant to Section

17074.16, have been expended by the school district for the project, have been deposited in the county fund, or will be expended by the school district by the time of completion of the project, and upon review of evidence that the school district has entered into a binding contract for the completion of that project.

(b) (1) A school district that applies for funding to test lead levels in water outlets used for drinking or preparing food shall be required to test all outlets on the schoolsite, except outlets that have been tested or replaced since January 1, 2010.

(2) A school district shall provide the test results to the Office of Public School Construction and the community water system that serves the school district.

(c) (1) A school district may request a grant for the replacement of a water outlet used for drinking or preparing food if the test results indicate lead levels for that water outlet exceed 15 parts per billion.

(2) Additional testing shall be required upon completion of the remediation efforts specified in paragraph (1) to ensure that lead levels have fallen below 15 parts per billion.

(d) The board shall establish funding cycles for allocation of funds. If funds are available at the conclusion of the funding cycles, the board may adopt regulations to provide grants to replace any pipes or fixtures that are contributing to the elevated lead levels if lead levels do not fall below 15 parts per billion after additional testing has been performed, as specified in paragraph (2) of subdivision (c).

(e) The board may consider setting a maximum amount on the grant to be provided for testing and remediation.

Education Code Section 17078.35 - Assistance to Small School Districts

For purposes of this article, the following definitions apply:

(a) "Final apportionment" has the same meaning as "apportionment" as defined in subdivision (a) of Section 17070.15.

(b) "Preliminary application" means an application for a preliminary apportionment pursuant to this article.

(c) "Preliminary apportionment" means a reservation of bond authority for eligible applicants under this article in advance of full compliance with all of the application requirements otherwise required for an apportionment pursuant to this chapter.

(d) "Project and construction management grant" means a grant for purposes of obtaining the services from a county office of education, other local educational agency with applicable school facilities construction expertise, applicable state department, or a certified private construction consulting entity from the list maintained pursuant to paragraph (2) of subdivision (d) of Section 17078.47, to assist with the planning, site acquisition, preconstruction, construction, and closeout of a project.

(e) "Small school district" is a school district, as defined in Section 17070.15, with an enrollment of fewer than 2,501 pupils.

Education Code Section 17078.36 - Assistance to Small School Districts

- (a) Unless this article expressly provides otherwise, the provisions contained in the other articles of this chapter shall apply with equal force to a project funded under this article. This article shall control over the provisions of this chapter contained in other articles only to the extent that this article expressly conflicts with those provisions.
- (b) This article shall apply only to a small school district that is otherwise eligible under this chapter for a project that meets both of the following:
- (1) The project meets the criteria set forth in subdivision (a) of Section 17078.37.
 - (2) The project is to be funded from proceeds of state bonds approved by the voters at the November 5, 2024, statewide general election that shall not exceed the amounts made available pursuant to paragraphs (1) and (2) of subdivision (a) of Section 101412.

Education Code Section 17078.37 - Assistance to Small School Districts

Notwithstanding subdivision (a) of Section 17072.30 and subdivision (a) of Section 17074.16, as applicable:

- (a) Applicants for funding pursuant to this article shall do both of the following:
- (1) Submit preliminary applications to the board.
 - (2) Meet the eligibility requirements described in Article 3 (commencing with Section 17071.75) and Article 6 (commencing with Section 17073.10), as applicable.
- (b) The board shall do both of the following:
- (1) Accept a preliminary application from, and make a preliminary apportionment to, a small school district for new construction grants pursuant to Article 4 (commencing with Section 17072.10) or modernization grants pursuant to Article 7 (commencing with Section 17074.10) in a manner substantially identical to the preliminary apportionment requirements established in Section 17078.24, except that the eligibility of the applicant shall be based on the criteria established in paragraph (2) of subdivision (a).
 - (2) If requested, provide a preliminary apportionment of a project and construction management grant equal to 5 percent of the state share of the preliminary apportionment.

Education Code Section 17078.38 - Assistance to Small School Districts

The board shall adopt regulations setting forth all of the following:

- (a) The preliminary application and preliminary apportionment.
- (b) The apportionment of design grants, project assistance grants pursuant to subdivision (e) of Section 17072.10 and subdivision (e) of Section 17074.10, as applicable, and project and construction management grants to applicants that qualify for financial hardship assistance pursuant to Section 17075.15, as part of the preliminary apportionment.
- (c) The existence of substantial progress requirements on apportionments for design and site grants identical to the requirements set forth in Section 1859.105 of Title 2 of the California Code of Regulations.
- (d) The requirements for a final apportionment for the project in a manner substantially identical to the requirements of subdivisions (a) and (b) of Section 17078.25.

Education Code Section 101412 - Kindergarten Through 12th Grade School Facilities Program Provisions

(a) The proceeds from the sale of bonds issued and sold for the purposes of this chapter shall be allocated in accordance with the following schedule:

(1) (A) The amount of three billion three hundred million dollars (\$3,300,000,000) for new construction of school facilities of applicant school districts pursuant to Chapter 12.5 (commencing with Section 17070.10) of Part 10 of Division 1 of Title 1. Of the amount allocated under this paragraph, up to 10 percent shall be available to small school districts pursuant to Article 11.5 (commencing with Section 17078.35) of Chapter 12.5 of Part 10 of Division 1 of Title 1.

(B) Of the amount allocated under this paragraph, up to the amount necessary to fund the applications on the Applications Received Beyond Bond Authority List shall be available to support applications for the new construction of school facilities submitted pursuant to the Leroy F. Greene School Facilities Act of 1998 on or before October 31, 2024.

(2) (A) The amount of four billion dollars (\$4,000,000,000) for the modernization of school facilities pursuant to Chapter 12.5 (commencing with Section 17070.10) of Part 10 of Division 1 of Title 1. Of the amount allocated under this paragraph, up to 10 percent shall be available to small school districts pursuant to Article 11.5 (commencing with Section 17078.35) of Chapter 12.5 of Part 10 of Division 1 of Title 1.

(B) Of the amount allocated under this paragraph, up to the amount necessary to fund the applications on the Applications Received Beyond Bond Authority List shall be available to support applications for the modernization of school facilities submitted pursuant to the Leroy F. Greene School Facilities Act of 1998 on or before October 31, 2024.

(C) Of the amount allocated under this paragraph, up to one hundred fifteen million dollars (\$115,000,000) shall be available to address the remediation of lead in water pursuant to Article 10.7 (commencing with Section 17077.60) of Chapter 12.5 of Part 10 of Division 1 of Title 1.

(3) The amount of six hundred million dollars (\$600,000,000) for providing school facilities to charter schools pursuant to Article 12 (commencing with Section 17078.52) of Chapter 12.5 of Part 10 of Division 1 of Title 1.

(4) The amount of six hundred million dollars (\$600,000,000) for facilities for career technical education programs pursuant to Article 13 (commencing with Section 17078.70) of Chapter 12.5 of Part 10 of Division 1 of Title 1.

(b) School districts may use funds allocated pursuant to paragraph (2) of subdivision (a) only for one or more of the following purposes in accordance with Chapter 12.5 (commencing with Section 17070.10) of Part 10 of Division 1 of Title 1:

(1) The purchase and installation of air-conditioning equipment and insulation materials, and related costs.

(2) Construction projects or the purchase of furniture or equipment designed to increase school security or playground safety.

(3) The identification, assessment, or abatement in school facilities of hazardous asbestos.

(4) Project funding for high-priority roof replacement projects.

(5) Any other modernization of facilities pursuant to Chapter 12.5 (commencing with Section 17070.10) of Part 10 of Division 1 of Title 1.

(c) Funds allocated pursuant to paragraph (1) of subdivision (a) may also be used to provide new construction grants for eligible applicant county boards of education under Chapter 12.5 (commencing with Section 17070.10) of Part 10 of Division 1 of Title 1 for funding classrooms for severely handicapped pupils, or for funding classrooms for county community school pupils.

(d) Of the amounts allocated under paragraphs (1) and (2) of subdivision (a), the State Allocation Board may provide a grant of five million dollars (\$5,000,000) to the State Department of Education pursuant to Section 17078.46.

Information Items

TENTATIVE WORKLOAD

February 2025

ACTION ITEMS

REPORTS, DISCUSSION and INFORMATION ITEMS

Local Audits
Standard Information Items

FINANCIAL REPORTS

Status of Fund Releases
Status of Funds

TENTATIVE WORKLOAD

March 2025

ACTION ITEMS

REPORTS, DISCUSSION and INFORMATION ITEMS

Standard Information Items

FINANCIAL REPORTS

Status of Fund Releases
Status of Funds

TENTATIVE WORKLOAD

April 2025

ACTION ITEMS

Priority Funding Apportionments

REPORTS, DISCUSSION and INFORMATION ITEMS

Standard Information Items

FINANCIAL REPORTS

Status of Fund Releases
Status of Funds

APPEALS

Received as of December 31, 2024

<u>Appeal Received Date</u>	<u>District/County</u>	<u>Tentative SAB Date*</u>	<u>Description</u>
2/16/2024	Alpaugh USD/Tulare	TBD	District requests reconsideration of audit findings for two Facility Hardship Program applications.
6/10/2024	Mountain Empire USD/Imperial	2/26/2025	District requests approval of Financial Hardship status based on “other evidence.”
10/28/2024	Pioneer Union ESD/EI Dorado	2/26/2025	District requests SAB approval for an expedited apportionment.
12/10/2024	Weed Union ESD/Siskiyou	3/26/2025	District requests the SAB reconsider their eligibility for Financial Hardship status.
12/23/2024	Bright Star Schools/Los Angeles	TBD	Charter requests the SAB postpone the rescission of a Priority Funding apportionment.

*Please note: Tentative SAB Date is not a guaranteed meeting date and may be subject to change.

STATE ALLOCATION BOARD MEETING DATES

The State Allocation Board (SAB) meeting dates for the 2025 calendar year are as follows:

Board Date*	Type of Meeting
February 26, 2025	Monthly (Consent/Appeals/Action)
March 26, 2025	Monthly (Consent/Appeals/Action)
April 23, 2025	Monthly (Consent/Appeals/Action)
May 28, 2025	Monthly (Consent/Appeals/Action)
June 25, 2025	Monthly (Consent/Appeals/Action)
July 23, 2025	Monthly (Consent/Appeals/Action)
August 19, 2025	Monthly (Consent/Appeals/Action)
September 24, 2025	Monthly (Consent/Appeals/Action)
October 22, 2025	Monthly (Consent/Appeals/Action)
December 3, 2025	Monthly (Consent/Appeals/Action)

*The projected board dates and time will be determined upon the discussion with the Chair based on workload.

The SAB meets at 4:00 p.m. when the State Legislature is in session and at 3:00 p.m. when the State Legislature is out on recess.

Due to scheduling changes within the Legislature, some of the SAB meetings may be canceled or changed with short notice.

INFORMATION ITEM

SCHOOL FACILITY PROGRAM NEW CONSTRUCTION AND MODERNIZATION UNFUNDED LIST (as of December 3, 2024)

The New Construction and Modernization projects on this list have received an “unfunded” approval by the State Allocation Board (SAB). Note that an “unfunded” approval does not guarantee a future apportionment by the SAB.

Published monthly in the SAB Agenda.

This report is also located on the [OPSC Website](#)

Unfunded Approvals
as of December 03, 2024 SAB

County	School District	Application Number	Program	Approval	Received Date	SAB Unfunded Approval	Financial Hardship Apportionment	Loan	State Share	Total Apportionment	Cumulative Amount	Submitted Certification Letter November 2024	Grant Agreement Received as of 12/05/2024
SACRAMENTO	SACRAMENTO CITY UNIFIED	54/67439-00-009	Charter	D	6/3/2022	10/26/2022	0.00	538,007.10	538,007.10	1,076,014.20	1,076,014.20	Yes	No
SAN DIEGO	SAN DIEGO UNIFIED	54/68338-02-003	Charter	D	6/3/2022	7/25/2023	0.00	0.00	836,553.50	836,553.50	1,912,567.70	No	Yes
SAN DIEGO	SAN DIEGO UNIFIED	54/68338-02-004	Charter	D	6/3/2022	7/25/2023	0.00	0.00	715,159.50	715,159.50	2,627,727.20	No	Yes
SAN DIEGO	SAN DIEGO UNIFIED	54/68338-06-001	Charter	D	6/3/2022	12/4/2023	0.00	0.00	1,258,718.70	1,258,718.70	3,886,445.90	No	No
SAN DIEGO	SAN DIEGO UNIFIED	54/68338-06-002	Charter	D	6/3/2022	12/4/2023	0.00	0.00	376,548.00	376,548.00	4,262,993.90	No	No
SHASTA	SHASTA UNION HIGH	54/70136-02-001	Charter	S	5/2/2022	6/1/2024	0.00	4,477,168.00	4,477,168.00	8,954,336.00	13,217,329.90	Yes	Yes
SANTA CLARA	GILROY UNIFIED	54/69484-00-003	Charter	G	7/17/2024	12/3/2024	0.00	1,235,229.30	1,235,229.30	2,470,458.60	15,687,788.50	Yes	Yes
SANTA CLARA	GILROY UNIFIED	54/69484-00-004	Charter	G	7/17/2024	12/3/2024	0.00	829,725.90	829,725.90	1,659,451.80	17,347,240.30	Yes	Yes
Total							\$0.00	\$7,080,130.30	\$10,267,110.00	\$17,347,240.30			

*This Unfunded List (Lack of AB 55 Loans) includes \$13.2 million for 6 projects for Charter School Facilities Program Preliminary Apportionments for Design and Site Funding.

County	School District	Application Number	Program	Approval	Received Date	SAB Date	Financial Hardship Apportionment	Loan	State Share	Total Apportionment	Prop. 47	Prop. 55	Prop. 1D	Prop. 51
BUTTE	CHICO UNIFIED	54/61424-00-006	Charter	P	5/30/2017	2/26/2020	0.00	1,877,635.40	3,175,079.40	5,052,714.80	0.00	0.00	5,052,714.80	0.00
BUTTE	CHICO UNIFIED	54/61424-00-007	Charter	P	5/30/2017	2/26/2020	0.00	2,555,059.80	4,584,394.80	7,139,454.60	0.00	0.00	4,847,001.60	2,292,453.00
LOS ANGELES	LOS ANGELES UNIFIED	54/64733-00-104	Charter	P	5/2/2022	10/26/2022	0.00	18,499,799.40	18,499,799.40	36,999,598.80	0.00	0.00	18,499,799.40	18,499,799.40
SHASTA	CASCADE UNION ELEMENTARY	54/69914-00-002	Charter	P	5/11/2022	10/26/2022	0.00	1,139,625.00	1,139,625.00	2,279,250.00	0.00	0.00	0.00	2,279,250.00
SACRAMENTO	NATOMAS UNIFIED	54/75283-00-009	Charter	P	6/1/2022	10/26/2022	0.00	1,780,934.50	9,780,934.50	11,561,869.00	984,158.50	8,796,776.00	0.00	1,780,934.50
SACRAMENTO	NATOMAS UNIFIED	54/75283-00-010	Charter	P	6/1/2022	10/26/2022	0.00	2,033,351.80	4,033,351.80	6,066,703.60	0.00	4,033,351.80	0.00	2,033,351.80
ALAMEDA	OAKLAND UNIFIED	54/61259-00-012	Charter	P	6/3/2022	10/26/2022	0.00	12,912,733.80	12,912,733.80	25,825,467.60	0.00	9,358,923.80	3,553,810.00	12,912,733.80
SACRAMENTO	SACRAMENTO CITY UNIFIED	54/67439-00-009	Charter	P	6/3/2022	10/26/2022	0.00	2,152,028.40	4,842,063.90	6,994,092.30	0.00	0.00	0.00	6,994,092.30
SAN DIEGO	SAN DIEGO UNIFIED	54/68338-02-003	Charter	P	6/3/2022	10/26/2022	0.00	0.00	7,528,981.50	7,528,981.50	0.00	0.00	7,528,981.50	0.00
SAN DIEGO	SAN DIEGO UNIFIED	54/68338-02-004	Charter	P	6/3/2022	10/26/2022	0.00	0.00	6,436,435.50	6,436,435.50	0.00	0.00	5,134,935.50	1,301,500.00
SHASTA	SHASTA UNION HIGH	54/70136-02-001	Charter	P	5/2/2022	5/31/2023	0.00	9,482,805.20	9,482,805.20	18,965,610.40	0.00	2,400,721.20	6,532,780.00	10,032,109.20
SACRAMENTO	NATOMAS UNIFIED	54/75283-00-012	Charter	P	6/3/2022	9/27/2023	0.00	0.00	10,310,778.00	10,310,778.00	1,287,425.00	2,381,006.00	2,040,920.00	4,601,427.00
SACRAMENTO	NATOMAS UNIFIED	54/75283-00-013	Charter	P	6/3/2022	9/27/2023	0.00	0.00	2,820,834.90	2,820,834.90	0.00	0.00	0.00	2,820,834.90
SAN DIEGO	SAN DIEGO UNIFIED	54/68338-06-001	Charter	P	6/3/2022	12/4/2023	0.00	0.00	11,328,468.30	11,328,468.30	0.00	0.00	11,328,468.30	0.00
SAN DIEGO	SAN DIEGO UNIFIED	54/68338-06-002	Charter	P	6/3/2022	12/4/2023	0.00	0.00	3,388,932.00	3,388,932.00	0.00	0.00	876,071.00	2,512,861.00
SACRAMENTO	TWIN RIVERS UNIFIED	54/76505-00-009	Charter	P	6/3/2022	2/28/2024	0.00	8,260,128.00	8,260,128.00	16,520,256.00	0.00	0.00	0.00	16,520,256.00
Total							0.00	60,694,101.30	118,525,346.00	179,219,447.30	2,271,583.50	26,970,778.80	65,395,482.10	84,581,602.90

*This Charter Unfunded Preliminary list does not include \$13.2 million for 6 projects for Charter School Facilities Program Preliminary Apportionments for Design and Site Funding.

INFORMATION ITEM

SCHOOL FACILITY PROGRAM OFFICE OF PUBLIC SCHOOL CONSTRUCTION FUNDING WORKLOAD LISTING (Applications Received Through December 31, 2024)

The New Construction and Modernization projects on this list represent complete applications awaiting the Office of Public School Construction (OPSC) processing and scheduling to the State Allocation Board.

This list includes projects that are being presented for approval in this month's State Allocation Board Agenda.

Inclusion on this list does not constitute a guarantee of future funding.

This list is also available on the [OPSC Website](#) and is updated the beginning of each month.

SFP APPLICATIONS
New Construction and Charter School Facilities Program
- Workload as of December 31, 2024 -

District	County	Site Name	Application Number	OPSC Date Received	Estimated State Grant (a)***	Financial Hardship (b)	Notification Occurred**
Paso Robles Joint Unified	San Luis Obispo	George H. Flamson Middle	50/75457-00-006	12/14/21	\$ 3,611,520	\$ -	
Cloverdale Unified	Sonoma	Jefferson Elementary	50/70656-00-001	01/03/22	\$ 6,084,991	\$ 6,084,991	
Cloverdale Unified	Sonoma	Washington Middle	50/70656-00-002	01/04/22	\$ 1,813,572	\$ -	
South Pasadena Unified	Los Angeles	Arroyo Vista Elementary	50/65029-00-006	01/06/22	\$ 464,094	\$ -	
South Pasadena Unified	Los Angeles	Monterey Hills Elementary	50/65029-00-007	01/06/22	\$ 928,014	\$ -	
South Pasadena Unified	Los Angeles	Marengo Elementary	50/65029-00-008	01/06/22	\$ 527,733	\$ -	
Lodi Unified	San Joaquin	Lodi High	50/68585-00-030	01/07/22	\$ 20,571,536	\$ -	
Chula Vista Elementary	San Diego	Fahari L. Jeffers Elementary	50/68023-04-002	01/11/22	\$ 13,795,399	\$ -	
San Marcos Unified	San Diego	Richland Elementary	50/73791-00-021	01/20/22	\$ 15,715,309	\$ -	
Riverside Unified	Riverside	Alcott Elementary	50/67215-00-042	02/02/22	\$ 3,792,255	\$ -	
Mountain Empire Unified	San Diego	Mountain Empire High	51/68213-00-001*	06/10/24	\$ 2,844,574	\$ 2,844,574	
Los Angeles Unified	Los Angeles	Grant (Ulysses S.) Sr. High	51/64733-00-009*	09/30/24	\$ 20,172,999	\$ -	
Los Angeles Unified	Los Angeles	Grant (Ulysses S.) Sr. High	51/64733-00-010*	09/30/24	\$ 18,099,067	\$ -	
Los Angeles Unified	Los Angeles	Grant (Ulysses S.) Sr. High	51/64733-00-011*	09/30/24	\$ 16,544,954	\$ -	
Los Angeles Unified	Los Angeles	Grant (Ulysses S.) Sr. High	51/64733-00-012*	09/30/24	\$ 17,280,365	\$ -	
Los Angeles Unified	Los Angeles	Grant (Ulysses S.) Sr. High	51/64733-00-013*	09/30/24	\$ 17,497,177	\$ -	
Los Angeles Unified	Los Angeles	Jefferson (Thomas) Sr. High	51/64733-13-001*	10/21/24	\$ 24,737,407	\$ -	
Los Angeles Unified	Los Angeles	Jefferson (Thomas) Sr. High	51/64733-13-002*	10/21/24	\$ 21,100,872	\$ -	
Los Angeles Unified	Los Angeles	Jefferson (Thomas) Sr. High	51/64733-13-003*	10/21/24	\$ 19,213,187	\$ -	
Los Angeles Unified	Los Angeles	Jefferson (Thomas) Sr. High	51/64733-13-004*	10/21/24	\$ 22,706,511	\$ -	
Los Angeles Unified	Los Angeles	Sherman Oaks Center For Enriched Studies	51/64733-00-014*	10/29/24	\$ 17,864,472	\$ -	
Rowland Unified	Los Angeles	Nogales High	51/73452-00-001	10/30/24	\$ 3,198,754	\$ -	\$ 3,198,754
Dunsmuir Joint Union High	Siskiyou	Dunsmuir High	51/70250-00-001	11/04/24	\$ 1,563,023	\$ -	\$ 4,761,777
Chico Unified	Butte	Inspire School of Arts	54/61424-00-006	11/19/24	\$ 7,113,857	\$ -	
Chico Unified	Butte	Inspire School of Arts	54/61424-00-007	11/19/24	\$ 5,645,710	\$ -	
Total					\$ 282,887,352	\$ 8,929,565	
					\$ 291,816,917		

NEW CONSTRUCTION FUNDING SUB-TOTALS	\$ 67,304,423	\$ 6,084,991
NEW CONSTRUCTION FACILITY HARDSHIP - NON SEISMIC	\$ 4,761,777	
NEW CONSTRUCTION FUNDING TOTAL		\$ 78,151,191
NEW CONSTRUCTION FACILITY HARDSHIP - SEISMIC	\$ 198,061,585	\$ 2,844,574
CHARTER SCHOOLS	\$ 12,759,567	\$ -

(a) Represents estimated state share of project including excessive cost grants. Amounts shown have not been reviewed by OPSC for compliance with all School Facility Program requirements.

(b) Represents estimated financial hardship. Amounts shown have not been reviewed by OPSC for compliance with all School Facility Program requirements.

*Facility Hardship project requesting Seismic Mitigation Program funding.

** School districts have been notified that the Office of Public School Construction will begin processing the district's application in the near future.

*** Estimated State Grant is equal to the estimated State Share at the time the application was submitted.

SFP APPLICATIONS
Modernization School Facilities Program
- Workload as of December 31, 2024 -

District	County	Site Name	Application Number	OPSC Date Received	Estimated State Grant (a)***	Financial Hardship (b)	Notification Occurred**
Los Angeles Unified	Los Angeles	Theodore Roosevelt Senior High	57/64733-05-019	11/15/21	\$ 26,510,715	\$ -	12/01/23
Glendale Unified	Los Angeles	Benjamin Franklin Elementary	57/64568-00-050	12/17/21	\$ 2,693,602	\$ -	12/01/23
San Juan Unified	Sacramento	Sylvan Middle	57/67447-00-074	12/17/21	\$ 3,421,146	\$ -	12/01/23
Hermosa Beach City Elementary	Los Angeles	Hermosa Valley Elementary	57/64600-00-011	12/20/21	\$ 1,407,337	\$ -	01/02/24
Long Beach Unified	Los Angeles	Fremont Elementary	57/64725-00-048	12/20/21	\$ 3,811,046	\$ -	01/02/24
Stockton Unified	San Joaquin	Montezuma Elementary	57/68676-00-043	12/20/21	\$ 3,941,683	\$ -	01/02/24
Snowline Joint Unified	San Bernardino	Serrano High	57/73957-00-002	12/20/21	\$ 26,786,772	\$ -	01/02/24
Los Angeles Unified	Los Angeles	Pio Pico Middle	57/64733-00-737	12/23/21	\$ 3,881,973	\$ -	01/02/24
Los Angeles Unified	Los Angeles	Los Angeles Polytechnic High	57/64733-38-024	12/23/21	\$ 18,394,736	\$ -	01/02/24
Hanford Joint Union High	Kings	Hanford West High	57/63925-00-006	01/03/22	\$ 6,324,560	\$ -	01/02/24
Hanford Joint Union High	Kings	Hanford High	57/63925-00-007	01/03/22	\$ 9,031,588	\$ -	01/02/24
Cloverdale Unified	Sonoma	Jefferson Elementary	57/70656-00-004	01/03/22	\$ 226,175	\$ 150,783	01/02/24
San Juan Unified	Sacramento	Dyer-Kelly Elementary	57/67447-00-075	01/04/22	\$ 2,639,171	\$ -	01/02/24
South Pasadena Unified	Los Angeles	Arroyo Vista Elementary	57/65029-00-007	01/06/22	\$ 2,037,319	\$ -	01/02/24
South Pasadena Unified	Los Angeles	Monterey Hills Elementary	57/65029-00-008	01/06/22	\$ 2,764,964	\$ -	01/02/24
South Pasadena Unified	Los Angeles	Marengo Elementary	57/65029-00-009	01/06/22	\$ 1,300,812	\$ -	01/02/24
Santa Monica-Malibu Unified	Los Angeles	Santa Monica High	57/64980-00-024	01/07/22	\$ 2,263,976	\$ -	01/02/24
Lodi Unified	San Joaquin	Lodi High	57/68585-00-020	01/07/22	\$ 12,701,506	\$ -	01/02/24
Santa Monica-Malibu Unified	Los Angeles	Malibu Elementary	57/64980-00-025	01/10/22	\$ 211,730	\$ -	01/02/24
Santa Monica-Malibu Unified	Los Angeles	Roosevelt Elementary	57/64980-00-026	01/10/22	\$ 253,045	\$ -	01/02/24
San Juan Unified	Sacramento	Del Campo High	57/67447-00-076	01/11/22	\$ 1,718,782	\$ -	01/02/24
Vacaville Unified	Solano	Willis Jepson Middle	57/70573-00-018	01/12/22	\$ 2,510,040	\$ -	01/02/24
Lucia Mar Unified	San Luis Obispo	Dana Elementary	57/68759-00-020	01/13/22	\$ 1,545,027	\$ -	01/02/24
San Francisco Unified	San Francisco	Marina Middle	57/68478-00-067	01/14/22	\$ 5,087,190	\$ -	01/02/24
Visalia Unified	Tulare	Green Acres Middle	57/72256-00-034	01/18/22	\$ 5,041,833	\$ -	01/02/24
Mendocino Unified	Mendocino	Mendocino High	57/65581-00-007	01/19/22	\$ 1,822,028	\$ -	01/02/24
Oakland Unified	Alameda	Fremont High	57/61259-00-072	01/20/22	\$ 13,081,284	\$ -	01/02/24
Fremont Union High	Santa Clara	Cupertino High	57/69468-00-017	01/25/22	\$ 2,883,779	\$ -	01/02/24
Fremont Union High	Santa Clara	Fremont High	57/69468-00-018	01/25/22	\$ 1,831,159	\$ -	01/02/24
Fremont Union High	Santa Clara	Monta Vista High	57/69468-00-019	01/25/22	\$ 824,211	\$ -	01/02/24
Lucia Mar Unified	San Luis Obispo	Branch Elementary	57/68759-00-021	01/26/22	\$ 1,198,935	\$ -	01/02/24
Lucia Mar Unified	San Luis Obispo	Shell Beach Elementary	57/68759-00-022	01/26/22	\$ 1,267,161	\$ -	01/02/24
Shiloh Elementary	Stanislaus	Shiloh Elementary	57/71274-00-002	01/26/22	\$ 692,087	\$ -	01/02/24
San Ramon Valley Unified	Contra Costa	San Ramon Valley High	57/61804-00-046	01/31/22	\$ 13,278,135	\$ -	01/02/24
Palm Springs Unified	Riverside	Palm Springs High	57/67173-00-013	02/01/22	\$ 20,529,661	\$ -	02/01/24
Santa Monica-Malibu Unified	Los Angeles	Will Rogers Elementary	57/64980-00-027	02/02/22	\$ 274,399	\$ -	02/01/24
Santa Monica-Malibu Unified	Los Angeles	John Adams Middle	57/64980-00-028	02/02/22	\$ 685,570	\$ -	02/01/24
Redlands Unified	San Bernardino	Lugonia Elementary	57/67843-00-017	02/02/22	\$ 402,314	\$ -	02/01/24
Redlands Unified	San Bernardino	Cope Middle	57/67843-00-018	02/02/22	\$ 1,076,784	\$ -	02/01/24
Redlands Unified	San Bernardino	Crafton Elementary	57/67843-00-019	02/02/22	\$ 508,135	\$ -	02/01/24
Redlands Unified	San Bernardino	Mentone Elementary	57/67843-00-020	02/02/22	\$ 1,361,431	\$ -	02/01/24
Pomona Unified	Los Angeles	Arroyo Elementary	57/64907-00-043	02/03/22	\$ 1,999,555	\$ -	02/01/24
Pacifica	San Mateo	Ocean Shore Elementary	57/68932-00-010	02/03/22	\$ 936,186	\$ -	02/01/24
Long Beach Unified	Los Angeles	Helen Keller Middle	57/64725-00-049	02/04/22	\$ 2,222,143	\$ -	02/01/24
Pomona Unified	Los Angeles	Ganesha High	57/64907-00-044	02/08/22	\$ 1,011,959	\$ -	02/01/24
Pomona Unified	Los Angeles	Garey High	57/64907-00-045	02/08/22	\$ 4,246,063	\$ -	02/01/24
Pomona Unified	Los Angeles	Alcott Elementary	57/64907-00-046	02/10/22	\$ 976,486	\$ -	02/01/24
					\$ 219,616,193	\$ 150,783	

SFP APPLICATIONS
Modernization School Facilities Program
- Workload as of December 31, 2024 -

District	County	Site Name	Application Number	OPSC Date Received	Estimated State Grant (a)***	Financial Hardship (b)	Notification Occurred**
Total					\$	219,766,976	

MODERNIZATION FUNDING SUBTOTALS	\$	219,616,193	\$	150,783
MODERNIZATION FACILITY HARDSHIP - NON SEISMIC	\$	-	\$	-
TOTAL MODERNIZATION FUNDING			\$	219,766,976
MODERNIZATION FACILITY HARDSHIP - SEISMIC	\$	-	\$	-

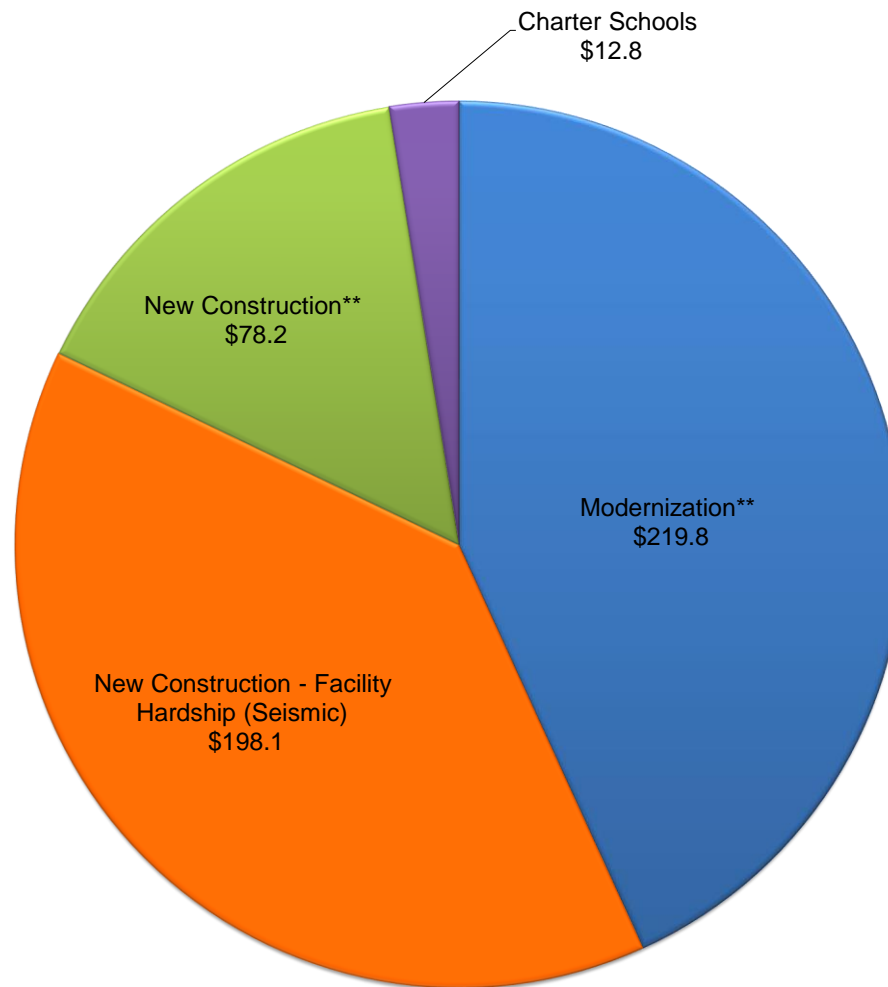
(a) Represents estimated 60% state share of project including excessive cost grants. Sesimic Mitigation Program projects represents the estimated 50% state share of project.
Amounts shown have not been reviewed by OPSC for compliance with all School Facility Program requirements.

(b) Represents estimated financial hardship. Amounts shown have not been reviewed by OPSC for compliance with all School Facility Program requirements.

*Facility Hardship project requesting Seismic Mitigation Program funding.

**School districts have been notified that the Office of Public School Construction will begin processing the district's application in the near future.

School Facility Program Applications within Bond Authority*
- in millions of dollars, as of December 31, 2024-



*The projects on this report only represents completed applications that are awaiting Office of Public School Construction (OPSC) processing and scheduling to the State Allocation Board. It does not reflect the OPSC's complete workload or guarantee the project is within available bond authority.

** Includes Facility Hardship Non-Seismic applications.

This list includes future workload that is identified as:

- Pending reflects workload that has been processed by OPSC but awaiting further information/documentation from the district.
- Reviewing reflects currently being processed by OPSC.

Item Has Been Withdrawn

Emergency Extension Request Log

INFORMATION ITEM

SCHOOL FACILITY PROGRAM APPLICATIONS RECEIVED BEYOND BOND AUTHORITY LIST (as of December 31, 2024)

The applications on this list represent School Facility Program (SFP) New Construction and Modernization projects in date order received that were received on or after February 11, 2022 through December 31, 2024. These applications have been received, but not reviewed, by the Office of Public School Construction (OPSC). This list is presented to the State Allocation Board for acknowledgement, but not approval pursuant to SFP Regulation Section 1859.95.1.

Published monthly in the SAB Agenda.

This report is also on the [OPSC Website](http://www.dgs.ca.gov/opsc) at:
www.dgs.ca.gov/opsc

SFP APPLICATIONS
New Construction Acknowledged Applications Received Past Existing Authority as of December 31, 2024

District	County	Site Name	Application Number	50-04 Date Received	Estimated State Grant (a)	Estimated Financial Hardship (b)
Pleasanton Unified	Alameda	Lydiksen Elementary	50/75101-00-012	02/15/22	\$ 1,368,404	\$ -
Butteville Union Elementary	Siskiyou	Butteville Elementary	50/70201-00-003	02/22/22	\$ 3,142,834	\$ -
Natomas Unified	Sacramento	Northpointe Elementary	50/75283-00-028	03/11/22	\$ 13,437,152	\$ -
Corona-Norco Unified	Riverside	George Washington Elementary	50/67033-00-049	03/15/22	\$ 1,916,904	\$ -
Riverside Unified	Riverside	Fremont Elementary	50/67215-00-043	03/25/22	\$ 3,768,997	\$ -
Clovis Unified	Fresno	Dry Creek Elementary	50/62117-00-030	04/04/22	\$ 2,573,050	\$ -
Irvine Unified	Orange	Oak Creek Elementary	50/73650-00-052	04/04/22	\$ 469,128	\$ -
Marysville Joint Unified	Yuba	Arboga Elementary	50/72736-00-034	04/07/22	\$ 5,348,981	\$ -
Standard Elementary	Kern	Highland Elementary	50/63792-00-004	04/27/22	\$ 3,036,485	\$ -
Standard Elementary	Kern	Wingland Elementary	50/63792-00-005	04/27/22	\$ 2,064,789	\$ -
Elk Grove Unified	Sacramento	Miwok Village	50/67314-00-052	05/04/22	\$ 18,870,984	\$ -
Etiwanda Elementary	San Bernardino	Grapeland Elementary	50/67702-00-019	05/06/22	\$ 2,977,000	\$ -
McFarland Unified	Kern	McFarland High School Early College	50/73908-00-012	05/10/22	\$ 2,291,506	\$ -
Robla Elementary	Sacramento	Bell Avenue Elementary	50/67421-00-004	05/13/22	\$ 3,708,068	\$ -
Pittsburg Unified	Contra Costa	Los Medanos Elementary	50/61788-00-012	05/16/22	\$ 1,793,322	\$ -
Corcoran Joint Unified	Kings	Corcoran High	50/63891-00-003	05/25/22	\$ 3,569,653	\$ -
Fresno Unified	Fresno	Juan Felipe Herrera Elementary	50/62166-00-033	05/26/22	\$ 16,479,378	\$ -
Edison Elementary	Kern	Orangewood Elementary	50/63438-00-003	06/09/22	\$ 877,380	\$ 877,380
Manteca Unified	San Joaquin	French Camp Elementary	50/68593-00-028	06/13/22	\$ 819,738	\$ -
Paradise Unified	Butte	Paradise Senior High	50/61531-00-003	06/14/22	\$ 6,147,080	\$ -
San Bernardino City Unified	San Bernardino	Paakuma K-8	50/67876-00-087	06/14/22	\$ 2,871,307	\$ -
Center Joint Unified	Sacramento	Rex Fortune Elementary	50/73973-00-004	06/17/22	\$ 13,713,610	\$ -
Firebaugh-Las Deltas Unified	Fresno	Arthur E. Mills Intermediate	50/73809-00-006	06/22/22	\$ 1,256,925	\$ -
Hilmar Unified	Merced	Hilmar Elementary	50/65698-00-006	06/29/22	\$ 10,834,354	\$ -
Beaumont Unified	Riverside	Beaumont Senior High	50/66993-00-023	06/29/22	\$ 10,420,773	\$ -
Patterson Joint Unified	Stanislaus	Patterson High	50/71217-00-012	06/29/22	\$ 7,500,512	\$ -
Plumas Lake Elementary	Yuba	Rio Del Oro Elementary	50/72744-00-004	07/20/22	\$ 962,762	\$ -
Plumas Lake Elementary	Yuba	Cobblestone Elementary	50/72744-00-005	07/20/22	\$ 864,934	\$ -
Santa Clara Unified	Santa Clara	Kathleen MacDonald High	50/69674-00-003	07/21/22	\$ 73,905,753	\$ -
Patterson Joint Unified	Stanislaus	Apricot Valley Elementary	50/71217-00-013	07/22/22	\$ 1,826,140	\$ -
Patterson Joint Unified	Stanislaus	Las Palmas Elementary	50/71217-00-014	07/22/22	\$ 2,134,604	\$ -
Sundale Union Elementary	Tulare	Sundale Elementary	50/72173-00-007	07/22/22	\$ 4,522,384	\$ 4,522,384
Jurupa Unified	Riverside	Del Sol Academy	50/67090-00-019	07/26/22	\$ 2,615,669	\$ -
Greenfield Union	Kern	Crescent Elementary	50/63503-00-014	07/27/22	\$ 16,697,641	\$ 16,697,641
Banta Elementary	San Joaquin	EPIC Academy	50/68486-00-005	07/29/22	\$ 23,721,425	\$ -
Lodi Unified	San Joaquin	Clyde W. Needham Elementary	50/68585-00-031	07/31/22	\$ 5,871,784	\$ -
San Benito High	San Benito	San Benito High	50/67538-00-004	08/09/22	\$ 929,349	\$ -
Del Mar Union Elementary	San Diego	Pacific Sky Elementary	50/68056-00-005	08/09/22	\$ 29,146,296	\$ -
Milpitas Unified	Santa Clara	Mabel Mattos Elementary	50/73387-00-002	08/09/22	\$ 9,037,821	\$ -
Imperial County Office of Education	Imperial	Imperial Valley Center	50/10132-03-009	08/11/22	\$ 889,058	\$ -
Fresno Unified	Fresno	Ewing Elementary	50/62166-00-034	08/12/22	\$ 2,576,321	\$ -
Los Alamitos Unified	Orange	Los Alamitos High	50/73924-00-007	08/12/22	\$ 1,573,276	\$ -
Sanger Unified	Fresno	Lincoln Elementary	50/62414-00-032	08/15/22	\$ 1,107,227	\$ -
Sanger Unified	Fresno	Lone Star Elementary	50/62414-00-033	08/15/22	\$ 1,160,842	\$ -

SFP APPLICATIONS
New Construction Acknowledged Applications Received Past Existing Authority as of December 31, 2024

District	County	Site Name	Application Number	50-04 Date Received	Estimated State Grant (a)	Estimated Financial Hardship (b)
Sanger Unified	Fresno	Centerville Elementary	50/62414-00-034	08/15/22	\$ 1,499,177	\$ -
Tulare City	Tulare	Mulcahy Middle	50/72231-00-007	08/15/22	\$ 2,176,943	\$ -
Fremont Unified	Alameda	Centerville Junior High	50/61176-07-001	08/16/22	\$ 11,130,087	\$ -
Fremont Unified	Alameda	William Hopkins Junior High	50/61176-07-002	08/16/22	\$ 7,048,216	\$ -
Vacaville Unified	Solano	Buckingham Collegiate Charter Academy	50/70573-00-003	08/16/22	\$ 4,713,697	\$ -
Sanger Unified	Fresno	Sanger Educational Complex	50/62414-00-035	08/17/22	\$ 27,665,415	\$ -
Greenfield Union	Kern	Crescent Elementary	50/63503-00-018	08/17/22	\$ 5,124,000	\$ -
Hayward Unified	Alameda	Winton Middle	50/61192-00-001	08/26/22	\$ 687,147	\$ -
Porterville Unified	Tulare	West Putnam Elementary	50/75523-00-012	09/23/22	\$ 7,808,353	\$ -
Pleasanton Unified	Alameda	Thomas S. Hart Middle	50/75101-00-013	10/03/22	\$ 2,974,786	\$ -
Liberty Union High	Contra Costa	Liberty High	50/61721-00-010	11/16/22	\$ 5,887,612	\$ -
Lamont Elementary	Kern	Myrtle Avenue Elementary	50/63560-00-002	11/21/22	\$ 4,358,375	\$ -
Lamont Elementary	Kern	Lamont Elementary	50/63560-00-003	11/21/22	\$ 1,009,250	\$ -
Lamont Elementary	Kern	Alicante Avenue Elementary	50/63560-00-004	11/21/22	\$ 2,125,625	\$ -
San Bernardino City Unified	San Bernardino	Indian Springs High	50/67876-00-088	12/01/22	\$ 540,567	\$ -
Jefferson Elementary	San Joaquin	Coral Hollow Elementary	50/68544-00-006	12/09/22	\$ 22,212,742	\$ -
Lammersville Joint Unified	San Joaquin	Evelyn Costa Elementary	50/76760-00-010	12/09/22	\$ 16,172,546	\$ -
San Juan Unified	Sacramento	Earl Legette Elementary	50/67447-00-003	01/09/23	\$ 4,050,597	\$ -
Brentwood Union Elementary	Contra Costa	William B. Bristow Middle	50/61655-00-014	01/26/23	\$ 10,030,671	\$ -
Hemet Unified	Riverside	Little Lake Elementary	50/67082-00-018	01/27/23	\$ 1,898,820	\$ -
San Juan Unified	Sacramento	Starr King K-8	50/67447-00-004	02/08/23	\$ 2,458,433	\$ -
Dublin Unified	Alameda	Emerald High	50/75093-00-015	02/09/23	\$ 59,893,861	\$ -
Templeton Unified	San Luis Obispo	Templeton Middle	50/68841-00-003	02/10/23	\$ 342,643	\$ -
Menifee Union Elementary	Riverside	Chester W. Morrison Elementary	50/67116-00-019	02/15/23	\$ 2,055,701	\$ -
Menifee Union Elementary	Riverside	Evans Ranch Elementary	50/67116-00-020	02/15/23	\$ 3,200,446	\$ -
Menifee Union Elementary	Riverside	Harvest Hill STEAM Academy	50/67116-00-021	02/15/23	\$ 2,802,167	\$ -
Menifee Union Elementary	Riverside	Southshore Elementary	50/67116-00-022	02/15/23	\$ 3,020,750	\$ -
Menifee Union Elementary	Riverside	Taawila Elementary	50/67116-00-023	02/15/23	\$ 2,041,333	\$ -
Ventura County Office of Education	Ventura	Gateway Community	50/10561-00-004	02/21/23	\$ 9,970,488	\$ -
San Benito High	San Benito	Hollister High	50/67538-00-005	02/24/23	\$ 5,382,725	\$ -
Martinez Unified	Contra Costa	John Swett Elementary	50/61739-00-006	02/27/23	\$ 11,343,679	\$ -
San Marcos Unified	San Diego	Double Peak	50/73791-00-022	02/27/23	\$ 2,294,128	\$ -
Kerman Unified	Fresno	New Elementary	50/73999-00-010	03/06/23	\$ 20,195,769	\$ -
Riverside Unified	Riverside	Longfellow Elementary	50/67215-00-044	03/13/23	\$ 6,185,370	\$ -
Walnut Valley Unified	Los Angeles	Walnut Elementary	50/73460-00-014	04/05/23	\$ 2,097,761	\$ -
El Segundo Unified	Los Angeles	El Segundo Middle	50/64535-00-001	04/14/23	\$ 11,957,476	\$ -
Capistrano Unified	Orange	Rienda Elementary	50/66464-00-026	04/18/23	\$ 58,390,961	\$ -
Modesto City Elementary	Stanislaus	Tuolumne Elementary	50/71167-00-001	04/18/23	\$ 1,414,214	\$ -
Santa Maria Joint Union High	Santa Barbara	Santa Maria High	50/69310-00-009	04/24/23	\$ 20,800,489	\$ -
Encinitas Union Elementary	San Diego	Flora Vista Elementary	50/68080-00-002	04/28/23	\$ 1,174,480	\$ -
Jurupa Unified	Riverside	Troth Street Elementary	50/67090-00-020	05/03/23	\$ 7,241,504	\$ -
Twin Rivers Unified	Sacramento	Northlake Elementary	50/76505-04-001	05/10/23	\$ 32,389,035	\$ -
Walnut Valley Unified	Los Angeles	Walnut High	50/73460-00-015	05/12/23	\$ 432,054	\$ -
Buellton Union Elementary	Santa Barbara	Oak Valley Elementary	50/69138-00-003	05/17/23	\$ 1,018,185	\$ -

SFP APPLICATIONS
New Construction Acknowledged Applications Received Past Existing Authority as of December 31, 2024

District	County	Site Name	Application Number	50-04 Date Received	Estimated State Grant (a)	Estimated Financial Hardship (b)
Patterson Joint Unified	Stanislaus	Patterson High	50/71217-00-015	06/12/23	\$ 4,181,436	\$ -
Hemet Unified	Riverside	Ramona Elementary	50/67082-00-019	06/23/23	\$ 5,758,822	\$ -
Sanger Unified	Fresno	Centerville Elementary	50/62414-00-036	07/18/23	\$ 842,358	\$ -
Oxnard Union High	Ventura	Del Sol High	50/72546-00-002	07/20/23	\$ 73,674,294	\$ -
Sanger Unified	Fresno	Lone Star Elementary	50/62414-00-037	08/04/23	\$ 1,282,290	\$ -
Sanger Unified	Fresno	Lincoln Elementary	50/62414-00-038	08/04/23	\$ 2,047,844	\$ -
Sanger Unified	Fresno	John S. Wash Elementary	50/62414-00-039	08/04/23	\$ 2,406,642	\$ -
Coachella Valley Unified	Riverside	Northshore Elementary	50/73676-00-001	08/04/23	\$ 19,738,249	\$ -
Willows Unified	Glenn	Willows Intermediate	50/62661-00-002	08/08/23	\$ 2,052,131	\$ -
Moreno Valley Unified	Riverside	Moreno Elementary	50/67124-00-005	08/08/23	\$ 19,589,457	\$ -
Palo Alto Unified	Santa Clara	Ellen Fletcher Middle	50/69641-00-004	08/08/23	\$ 1,286,786	\$ -
Palo Alto Unified	Santa Clara	Palo Verde Elementary	50/69641-00-005	08/08/23	\$ 1,364,097	\$ -
Lake Elsinore Unified	Riverside	Railroad Canyon Elementary	50/75176-00-023	08/08/23	\$ 3,068,859	\$ -
Menifee Union Elementary	Riverside	Kathryn Newport Middle	50/67116-00-024	08/09/23	\$ 28,620,323	\$ -
Romoland Elementary	Riverside	Harvest Valley Elementary	50/67231-00-004	08/09/23	\$ 1,343,997	\$ -
Atwater Elementary	Merced	Juniper Elementary	50/65631-00-006	08/10/23	\$ 13,768,328	\$ -
Hemet Unified	Riverside	Harmony Elementary	50/67082-00-020	08/11/23	\$ 1,615,252	\$ -
Hemet Unified	Riverside	McSweeny Elementary	50/67082-00-021	08/11/23	\$ 1,795,969	\$ -
Temecula Valley Unified	Riverside	Summit Academy	50/75192-00-041	08/11/23	\$ 9,178,694	\$ -
Rio Bravo-Greeley Union Elementary	Kern	Rio Bravo Elementary	50/73544-00-004	08/22/23	\$ 925,224	\$ -
Rio Bravo-Greeley Union Elementary	Kern	Rio Bravo-Greeley Elementary	50/73544-00-005	08/22/23	\$ 467,500	\$ -
Fowler Unified	Fresno	Fowler High	50/62158-00-003	08/31/23	\$ 2,500,103	\$ -
Greenfield Union Elementary	Monterey	Mary Chapa Academy	50/66035-00-004	09/20/23	\$ 2,086,451	\$ 2,086,451
Central Unified	Fresno	Shields and Brawley Elementary	50/73965-00-020	11/15/23	\$ 14,198,608	\$ -
Fallbrook Union High	San Diego	Fallbrook High	50/68122-00-001	11/27/23	\$ 3,319,592	\$ -
Sulphur Springs Union	Los Angeles	Pinetree Community Elementary	50/65045-00-012	12/07/23	\$ 5,716,003	\$ -
Millville Elementary	Shasta	Millville Elementary	50/70052-00-003	12/08/23	\$ 728,813	\$ 728,813
Alhambra Unified	Los Angeles	Garfield Elementary	50/75713-00-015	12/12/23	\$ 7,232,733	\$ -
Tehama County Department of Education	Tehama	Gerber Elementary	50/10520-00-004	12/15/23	\$ 404,199	\$ 404,199
Roseville City Elementary	Placer	Creekview Elementary	50/66910-00-017	12/22/23	\$ 16,921,411	\$ -
Irvine Unified	Orange	Loma Ridge Elementary	50/73650-00-053	12/27/23	\$ 3,511,349	\$ -
Chowchilla Union High	Madera	Gateway High	50/65201-00-005	01/11/24	\$ 1,331,086	\$ -
Delphic Elementary	Siskiyou	Delphic Elementary	50/70227-00-001	01/16/24	\$ 41,556	\$ 41,556
Flournoy Union Elementary	Tehama	Flournoy Elementary	50/71530-00-002	01/22/24	\$ 28,769	\$ 28,769
San Jacinto Unified	Riverside	Rose Salgado Elementary	50/67249-00-018	01/24/24	\$ 17,206,174	\$ -
Riverside Unified	Riverside	John W. North High	50/67215-00-045	01/25/24	\$ 5,420,683	\$ -
Corona-Norco Unified	Riverside	Victress Bower School for Exceptional Students	50/67033-00-050	01/29/24	\$ 1,110,239	\$ -
Waterford Unified	Stanislaus	Waterford High	50/75572-00-002	02/05/24	\$ 1,340,990	\$ -
Desert Sands Unified	Riverside	James Earl Carter Elementary	50/67058-00-028	02/07/24	\$ 5,200,767	\$ -
Riverside Unified	Riverside	Riverside Adult	50/67215-00-046	02/08/24	\$ 3,595,042	\$ -
Manteca Unified	San Joaquin	New Haven Elementary	50/68593-00-029	02/13/24	\$ 5,077,397	\$ -
Banta Unified	San Joaquin	River Islands High	50/77388-00-002	02/13/24	\$ 36,509,959	\$ -
Temecula Valley Unified	Riverside	Chaparral High	50/75192-01-002	03/12/24	\$ 1,962,378	\$ -
Manteca Unified	San Joaquin	East Union High	50/68593-00-030	03/13/24	\$ 21,312,177	\$ -

SFP APPLICATIONS
New Construction Acknowledged Applications Received Past Existing Authority as of December 31, 2024

District	County	Site Name	Application Number	50-04 Date Received	Estimated State Grant (a)	Estimated Financial Hardship (b)
Ukiah Unified	Mendocino	Nokomis Elementary	50/65615-00-002	03/15/24	\$ 917,052	\$ -
Ukiah Unified	Mendocino	Yokayo Elementary	50/65615-00-003	03/15/24	\$ 1,814,322	\$ -
Folsom-Cordova Unified	Sacramento	Alder Creek Elementary	50/67330-21-013	04/01/24	\$ 13,148,399	\$ -
Ducor Union Elementary	Tulare	Ducor Union Elementary	50/71894-00-003	04/02/24	\$ 247,767	\$ 247,767
Riverside Unified	Riverside	Casa Blanca Elementary	50/67215-00-047	04/11/24	\$ 18,019,501	\$ -
Central Unified	Fresno	Justin Garza High	50/73965-00-021	04/12/24	\$ 3,555,465	\$ -
Semitropic Elementary	Kern	Semitropic Elementary	50/63768-00-002	04/15/24	\$ 90,067	\$ -
Gridley Unified	Butte	Gridley High	50/75507-00-001	04/16/24	\$ 1,258,308	\$ -
Durham Unified	Butte	Durham Intermediate	50/61432-00-001	04/17/24	\$ 1,917,569	\$ -
Tulare City	Tulare	Pleasant Elementary	50/72231-00-010	04/17/24	\$ 2,878,091	\$ -
Greenfield Union	Kern	Greenfield Middle	50/63503-00-019	04/26/24	\$ 10,595,394	\$ -
Lammersville Joint Unified	San Joaquin	Mountain House High	50/76760-00-011	05/06/24	\$ 10,333,993	\$ -
Pacific Elementary	Santa Cruz	Pacific Elementary	50/69781-00-001	05/10/24	\$ 991,010	\$ 991,010
Cutler-Orosi Joint Unified	Tulare	Orosi High	50/71860-00-007	05/13/24	\$ 2,780,938	\$ 2,780,938
Ukiah Unified	Mendocino	Oak Manor Elementary	50/65615-00-004	05/14/24	\$ 1,365,687	\$ -
Taft City	Kern	Jefferson Elementary	50/63800-00-001	05/17/24	\$ 2,872,170	\$ -
Pond Union Elementary	Kern	Pond Elementary	50/63719-00-002	05/23/24	\$ 752,723	\$ 752,723
Capistrano Unified	Orange	Esencia K-8	50/66464-00-027	05/30/24	\$ 2,830,802	\$ -
Brentwood Union Elementary	Contra Costa	Isaac Montanez Elementary (New Middle #4)	50/61655-00-012	06/07/24	\$ 24,314,465	\$ -
Fairfield-Suisun Unified	Solano	Mary Bird Early Childhood Education Center	50/70540-00-034	06/10/24	\$ 2,331,923	\$ -
Weaver Union	Merced	Pioneer Elementary	50/65862-00-003	07/22/24	\$ 106,152	\$ -
Weaver Union	Merced	Pioneer Elementary	50/65862-00-004	07/22/24	\$ 70,726	\$ -
Weaver Union	Merced	Pioneer Elementary	50/65862-00-005	07/22/24	\$ 70,726	\$ -
Weaver Union	Merced	Farmdale Elementary	50/65862-00-006	07/22/24	\$ 88,407	\$ -
Weaver Union	Merced	Farmdale Elementary	50/65862-00-007	07/22/24	\$ 88,407	\$ -
Weaver Union	Merced	Farmdale Elementary	50/65862-00-008	07/22/24	\$ 88,407	\$ -
Monterey Peninsula Unified	Monterey	George C. Marshall Elementary	50/66092-00-001	07/24/24	\$ 499,185	\$ -
Dublin Unified	Alameda	Emerald High	50/75093-00-016	07/30/24	\$ 28,700,534	\$ -
Corona-Norco Unified	Riverside	Highland Elementary	50/67033-00-051	07/31/24	\$ 3,200,202	\$ -
Hemet Unified	Riverside	Hemet Dual Language Academy	50/67082-00-022	08/01/24	\$ 1,923,761	\$ -
Jefferson Union High	San Mateo	Adult Education Division	50/68924-00-001	08/02/24	\$ 3,248,909	\$ -
Martinez Unified	Contra Costa	Morello Park Elementary	50/61739-00-007	08/03/24	\$ 1,954,676	\$ -
Hemet Unified	Riverside	Winchester Elementary	50/67082-00-023	08/05/24	\$ 3,846,204	\$ -
Paradise Unified	Butte	Cedarwood Elementary	50/61531-00-004	08/06/24	\$ 3,450,913	\$ -
Monterey Peninsula Unified	Monterey	Marina Vista Elementary	50/66092-00-002	08/06/24	\$ 925,406	\$ -
San Juan Unified	Sacramento	Arcade Fundamental Middle	50/67447-00-005	08/06/24	\$ 6,614,256	\$ -
Rocklin Unified	Placer	Quarry Trail Elementary	50/75085-00-017	08/06/24	\$ 2,273,020	\$ -
Hemet Unified	Riverside	Cawston Elementary	50/67082-00-024	08/07/24	\$ 2,039,396	\$ -
Hemet Unified	Riverside	Harmony Elementary	50/67082-00-025	08/07/24	\$ 2,039,396	\$ -
Hemet Unified	Riverside	McSweeny Elementary	50/67082-00-026	08/07/24	\$ 818,206	\$ -
Menifee Union Elementary	Riverside	Sally Buselt Elementary	50/67116-00-025	08/07/24	\$ 13,892,798	\$ -
Menifee Union Elementary	Riverside	Ridgemoor Elementary	50/67116-00-026	08/07/24	\$ 3,172,731	\$ -
Palermo Union Elementary	Butte	Helen M. Wilcox Elementary	50/61523-00-003	08/08/24	\$ 905,770	\$ -
Live Oak Unified	Sutter	Live Oak Alternative	50/71399-00-003	08/08/24	\$ 2,791,449	\$ -

SFP APPLICATIONS
New Construction Acknowledged Applications Received Past Existing Authority as of December 31, 2024

District	County	Site Name	Application Number	50-04 Date Received	Estimated State Grant (a)	Estimated Financial Hardship (b)
Live Oak Unified	Sutter	Luther Elementary	50/71399-00-004	08/08/24	\$ 3,140,368	\$ -
Franklin-McKinley Elementary	Santa Clara	Windmill Springs Elementary	50/69450-00-003	08/11/24	\$ 902,016	\$ -
Newport-Mesa Unified	Orange	Victoria Elementary	50/66597-00-020	08/14/24	\$ 1,781,472	\$ -
Newport-Mesa Unified	Orange	Eastbluff Elementary	50/66597-00-021	08/14/24	\$ 2,070,216	\$ -
Newport-Mesa Unified	Orange	Newport Heights Elementary	50/66597-00-022	08/14/24	\$ 1,328,765	\$ -
Newport-Mesa Unified	Orange	Killybrooke Elementary	50/66597-00-023	08/14/24	\$ 1,849,628	\$ -
Newport-Mesa Unified	Orange	California Elementary	50/66597-00-024	08/14/24	\$ 897,786	\$ -
Irvine Unified	Orange	Greentree Elementary	50/73650-00-054	08/15/24	\$ 794,381	\$ -
Irvine Unified	Orange	Santiago Hills Elementary	50/73650-00-055	08/15/24	\$ 876,324	\$ -
Clovis Unified	Fresno	Hirayama Elementary	50/62117-00-031	08/16/24	\$ 18,077,911	\$ -
Hemet Unified	Riverside	Whittier Elementary	50/67082-00-027	08/16/24	\$ 8,528,919	\$ -
Vallecitos Elementary	San Diego	Vallecitos Elementary	50/68437-00-001	08/23/24	\$ 166,790	\$ 166,790
Sanger Unified	Fresno	Sanger Educational Complex	50/62414-00-040	08/26/24	\$ 7,218,329	\$ -
Palermo Union Elementary	Butte	Golden Hills Elementary	50/61523-00-004	09/05/24	\$ 1,354,405	\$ -
Palermo Union Elementary	Butte	Palermo Middle	50/61523-00-005	09/05/24	\$ 1,435,036	\$ -
Mountain View-Los Altos Union High	Santa Clara	Los Altos High	50/69609-01-002	09/06/24	\$ 1,335,549	\$ -
Corona-Norco Unified	Riverside	Auburndale Intermediate	50/67033-00-052	09/12/24	\$ 905,437	\$ -
Banning Unified	Riverside	Florida Street Discovery Center	50/66985-00-007	09/13/24	\$ 2,802,039	\$ -
Anaheim Elementary	Orange	Edison (Thomas) Elementary	50/66423-00-012	09/19/24	\$ 2,049,399	\$ -
Willows Unified	Glenn	Murdock Elementary	50/62661-00-003	09/22/24	\$ 1,654,930	\$ -
Taft City	Kern	Parkview Elementary	50/63800-00-002	09/23/24	\$ 1,438,083	\$ -
Valley Home Joint Elementary	Stanislaus	Valley Home Elementary	50/71324-00-002	09/24/24	\$ 78,850	\$ 78,850
Valley Home Joint Elementary	Stanislaus	Valley Home Elementary	50/71324-00-003	09/24/24	\$ 247,867	\$ 247,867
Sequoia Union Elementary	Tulare	Sequoia Union Elementary	50/72116-00-002	10/08/24	\$ 7,813,994	\$ -
Hesperia Unified	San Bernardino	Lime Street Elementary	50/75044-00-039	10/09/24	\$ 1,064,808	\$ -
Hesperia Unified	San Bernardino	Mission Crest Elementary	50/75044-00-040	10/09/24	\$ 898,461	\$ -
Hesperia Unified	San Bernardino	Maple Elementary	50/75044-00-041	10/09/24	\$ 863,763	\$ -
Irvine Unified	Orange	Irvine High	50/73650-00-056	10/14/24	\$ 2,154,995	\$ -
Pioneer Union	El Dorado	Walt Tyler Elementary	50/61945-00-001	10/15/24	\$ 1,147,059	\$ -
Weaver Union	Merced	Weaver Middle	50/65862-00-009	10/22/24	\$ 312,777	\$ -
Weaver Union	Merced	Weaver Middle	50/65862-00-010	10/22/24	\$ 348,804	\$ -
Weaver Union	Merced	Weaver Middle	50/65862-00-011	10/22/24	\$ 348,804	\$ -
Weaver Union	Merced	Weaver Middle	50/65862-00-012	10/22/24	\$ 348,804	\$ -
Weaver Union	Merced	Weaver Middle	50/65862-00-013	10/22/24	\$ 348,804	\$ -
Beaumont Unified	Riverside	Glen View High	50/66993-00-024	10/23/24	\$ 2,605,808	\$ -
North Cow Creek Elementary	Shasta	North Cow Creek Elementary	50/70078-00-002	10/23/24	\$ 387,942	\$ 387,942
Palm Springs Unified	Riverside	Landau Elementary	50/67173-00-017	10/28/24	\$ 6,644,225	\$ -
Lemon Grove	San Diego	Lemon Grove Early Childhood Education Center	50/68205-00-001	10/28/24	\$ 1,345,905	\$ -
Irvine Unified	Orange	Portola High	50/73650-00-057	10/28/24	\$ 9,709,270	\$ -
Calistoga Joint Unified	Napa	Calistoga Junior/Senior High	50/66241-00-001	10/29/24	\$ 2,556,089	\$ -
Palm Springs Unified	Riverside	Sunny Sands Elementary	50/67173-00-018	10/29/24	\$ 8,122,687	\$ -
Big Springs Union Elementary	Siskiyou	Big Springs Elementary	50/70185-00-001	10/29/24	\$ 170,316	\$ 170,316
El Centro Elementary	Imperial	Victoria Ranch Elementary	50/63123-00-004	10/30/24	\$ 25,579,425	\$ -
King City Union	Monterey	King City Arts Magnet	50/66050-00-004	10/30/24	\$ 1,846,471	\$ -

SFP APPLICATIONS
New Construction Acknowledged Applications Received Past Existing Authority as of December 31, 2024

District	County	Site Name	Application Number	50-04 Date Received	Estimated State Grant (a)	Estimated Financial Hardship (b)
Sacramento City Unified	Sacramento	Nicholas Elementary	50/67439-00-005	10/30/24	\$ 11,140,107	\$ -
Mountain View-Los Altos Union High	Santa Clara	Mountain View High	50/69609-02-002	10/30/24	\$ 7,919,815	\$ -
Irvine Unified	Orange	Eastwood Elementary	50/73650-04-003	10/30/24	\$ 3,662,924	\$ -
Konocti Unified	Lake	Lower Lake High	50/64022-00-003	10/31/24	\$ 1,588,243	\$ -
San Luis Coastal Unified	San Luis Obispo	Del Mar Elementary	50/68809-00-001	10/31/24	\$ 448,635	\$ -
Wheatland Union High	Yuba	Wheatland Union High	50/72769-00-001	10/31/24	\$ 3,402,278	\$ -
Pond Union Elementary	Kern	Pond Elementary	50/63719-00-003****	11/15/24	\$ 752,723	\$ 752,723
Valley Home Joint Elementary	Stanislaus	Valley Home Elementary	50/71324-00-004****	11/15/24	\$ 78,850	\$ 78,850
Valley Home Joint Elementary	Stanislaus	Valley Home Elementary	50/71324-00-005****	11/15/24	\$ 247,767	\$ 247,767
Ukiah Unified	Mendocino	Grace Hudson Elementary	50/65615-00-005	11/22/24	\$ 911,577	\$ -
Ukiah Unified	Mendocino	Calpella Elementary	50/65615-00-006	11/22/24	\$ 1,365,687	\$ -
Ukiah Unified	Mendocino	Frank Zeek Elementary	50/65615-00-007	11/22/24	\$ 1,625,082	\$ -
Western Placer Unified	Placer	Phoenix High (Continuation)	50/66951-00-014	11/22/24	\$ 7,170,495	\$ -
Grant Elementary	Shasta	Grant Elementary	50/70003-00-004	11/22/24	\$ 825,185	\$ 825,185
Dublin Unified	Alameda	Emerald High	50/75093-00-017****	11/22/24	\$ 32,234,098	\$ -
Sanger Unified	Fresno	Sanger Educational Complex	50/62414-00-041****	12/03/24	\$ 7,218,329	\$ -
Sanger Unified	Fresno	Sanger Educational Complex	50/62414-00-042****	12/03/24	\$ 29,319,678	\$ -
Greenfield Union	Kern	Greenfield Middle	50/63503-00-020****	12/03/24	\$ 5,297,697	\$ -
Maple Elementary	Kern	New Elementary	50/63610-00-005	12/03/24	\$ 644,869	\$ 644,869
Grenada Elementary	Siskiyou	Grenada Elementary	50/70326-00-003	12/11/24	\$ 239,704	\$ 239,704
Alisal Union	Monterey	Buckhorn Early Learning Center	50/65961-00-013	12/13/24	\$ 2,678,544	\$ -
Greenfield Union Elementary	Monterey	Arroyo Seco Academy	50/66035-00-005	12/20/24	\$ 1,816,189	\$ 1,816,189
Greenfield Union Elementary	Monterey	Cesar Chavez Elementary	50/66035-00-006	12/26/24	\$ 1,909,398	\$ 1,909,398
Total amount shown does not include duplicate submittals					\$ 1,448,512,636	\$ 36,646,741
						\$ 1,485,159,377

**** This application has been identified as a duplicate submittal to a previously received application that has not yet been processed.

SFP APPLICATIONS
Modernization Acknowledged Applications Received Past Existing Authority as of December 31, 2024

District	County	Site Name	Application Number	50-04 Date Received	Estimated State Grant (a)	Estimated Financial Hardship (b)
Los Angeles Unified	Los Angeles	San Pedro Senior High	57/64733-20-023	02/11/22	\$ 21,899,618	\$ -
Paradise Unified	Butte	Pine Ridge Elementary	57/61531-00-008	02/14/22	\$ 1,269,481	\$ -
Paradise Unified	Butte	Paradise Intermediate	57/61531-00-009	02/14/22	\$ 1,382,107	\$ -
Los Angeles Unified	Los Angeles	McKinley Avenue Elementary	57/64733-00-738	02/15/22	\$ 4,349,403	\$ -
Pomona Unified	Los Angeles	Emerson Middle	57/64907-00-047	02/15/22	\$ 680,119	\$ -
Desert Sands Unified	Riverside	James Madison Elementary	57/67058-00-025	02/15/22	\$ 2,709,586	\$ -
Hesperia Unified	San Bernardino	Kingston Elementary	57/75044-00-003	02/15/22	\$ 810,533	\$ 540,355
Hesperia Unified	San Bernardino	Hesperia High	57/75044-00-004	02/15/22	\$ 2,355,588	\$ 1,570,392
Hesperia Unified	San Bernardino	Mesa Grande Elementary	57/75044-00-005	02/15/22	\$ 635,093	\$ 423,395
Hesperia Unified	San Bernardino	Juniper Elementary	57/75044-00-006	02/15/22	\$ 614,040	\$ 409,360
Hesperia Unified	San Bernardino	Hesperia Junior High	57/75044-00-007	02/15/22	\$ 1,168,650	\$ 779,100
Pleasanton Unified	Alameda	Lydiksen Elementary	57/75101-00-019	02/15/22	\$ 973,948	\$ -
Monterey Peninsula Unified	Monterey	Central Coast High	57/66092-00-041	02/17/22	\$ 1,149,664	\$ -
Anaheim Union High	Orange	Ball Junior High	57/66431-00-026	02/17/22	\$ 1,448,209	\$ -
San Rafael City Elementary	Marin	Bahia Vista Elementary	57/65458-00-017	02/22/22	\$ 880,472	\$ -
Val Verde Unified	Riverside	Rancho Verde High	57/75242-00-012	02/23/22	\$ 1,902,897	\$ -
Tipton Elementary	Tulare	Tipton Elementary	57/72215-00-002	02/24/22	\$ 5,614,678	\$ -
San Luis Coastal Unified	San Luis Obispo	C L Smith Elementary	57/68809-00-030	03/01/22	\$ 678,485	\$ -
San Luis Coastal Unified	San Luis Obispo	Morro Bay High	57/68809-00-031	03/01/22	\$ 885,342	\$ -
Los Angeles Unified	Los Angeles	Sixth Avenue Elementary	57/64733-00-739	03/02/22	\$ 3,138,562	\$ -
Los Angeles Unified	Los Angeles	Grover Cleveland Charter High	57/64733-41-008	03/02/22	\$ 24,548,061	\$ -
Redwood City Elementary	San Mateo	Roy Cloud Elementary	57/69005-00-017	03/03/22	\$ 3,943,536	\$ -
Morgan Hill Unified	Santa Clara	Jackson Academy of Music and Math (JAMM)	57/69583-00-016	03/03/22	\$ 3,815,943	\$ -
Santa Ana Unified	Orange	Raymond A. Villa Fundamental Intermediate	57/66670-00-066	03/04/22	\$ 9,953,855	\$ -
Desert Sands Unified	Riverside	Harry S. Truman Elementary	57/67058-00-026	03/10/22	\$ 4,124,664	\$ -
Chaffey Joint Union High	San Bernardino	Rancho Cucamonga High	57/67652-00-008	03/10/22	\$ 10,643,989	\$ -
Los Nietos	Los Angeles	Rancho Santa Gertrudes Elementary	57/64758-00-010	03/11/22	\$ 1,901,647	\$ -
Corona-Norco Unified	Riverside	George Washington Elementary	57/67033-00-024	03/15/22	\$ 3,081,248	\$ -
Pacifica	San Mateo	Ortega Elementary	57/68932-00-011	03/15/22	\$ 711,463	\$ -
Natomas Unified	Sacramento	Natomas High	57/75283-00-008	03/15/22	\$ 2,785,949	\$ -
Newport-Mesa Unified	Orange	Estancia High	57/66597-00-055	03/17/22	\$ 971,307	\$ -
Fresno Unified	Fresno	Jackson Elementary	57/62166-00-146	03/18/22	\$ 2,662,218	\$ -
Walnut Valley Unified	Los Angeles	Diamond Bar High	57/73460-00-015	03/25/22	\$ 12,510,472	\$ -
Anaheim Union High	Orange	Sycamore Junior High	57/66431-01-001	03/28/22	\$ 7,672,618	\$ -
Downey Unified	Los Angeles	Old River Elementary	57/64451-00-034	04/01/22	\$ 467,316	\$ -
Anaheim Union High	Orange	Magnolia High	57/66431-05-001	04/01/22	\$ 4,943,593	\$ -
Lowell Joint	Los Angeles	Meadow Green Elementary	57/64766-00-005	04/04/22	\$ 4,454,043	\$ -
Irvine Unified	Orange	Canyon View Elementary	57/73650-00-038	04/04/22	\$ 919,860	\$ -
Redding Elementary	Shasta	Bonny View Elementary	57/70110-00-010	04/06/22	\$ 1,689,660	\$ -
Marysville Joint Unified	Yuba	Arboga Elementary	57/72736-00-018	04/07/22	\$ 3,148,614	\$ -
Brawley Elementary	Imperial	Barbara Worth Junior High	57/63073-00-009	04/08/22	\$ 709,172	\$ 472,781
Brawley Elementary	Imperial	Miguel Hidalgo Elementary	57/63073-00-010	04/08/22	\$ 1,947,050	\$ 1,298,033
Brawley Elementary	Imperial	Phil D Swing Elementary	57/63073-00-011	04/08/22	\$ 128,779	\$ 85,853
Brawley Elementary	Imperial	Myron D Witter Elementary	57/63073-00-012	04/08/22	\$ 387,465	\$ 258,310

SFP APPLICATIONS
Modernization Acknowledged Applications Received Past Existing Authority as of December 31, 2024

District	County	Site Name	Application Number	50-04 Date Received	Estimated State Grant (a)	Estimated Financial Hardship (b)
Brawley Elementary	Imperial	J. W. Oakley Elementary	57/63073-00-013	04/08/22	\$ 885,734	\$ 590,489
Napa Valley Unified	Napa	McPherson Elementary	57/66266-00-033	04/08/22	\$ 991,174	\$ -
Napa Valley Unified	Napa	Browns Valley Elementary	57/66266-00-034	04/08/22	\$ 828,732	\$ -
Napa Valley Unified	Napa	Alta Heights Elementary	57/66266-00-035	04/08/22	\$ 1,211,201	\$ -
Konocti Unified	Lake	Lower Lake Elementary	57/64022-00-016	04/11/22	\$ 651,016	\$ -
Konocti Unified	Lake	Lower Lake High	57/64022-00-017	04/11/22	\$ 1,478,323	\$ -
Lucia Mar Unified	San Luis Obispo	Grover Heights Elementary	57/68759-00-023	04/11/22	\$ 2,512,552	\$ -
Fremont Unified	Alameda	G. M. Walters Middle	57/61176-00-056	04/12/22	\$ 2,067,993	\$ -
San Lorenzo Unified	Alameda	Lorenzo Manor Elementary	57/61309-00-019	04/12/22	\$ 725,024	\$ -
Natomas Unified	Sacramento	Natomas Pacific Pathways Prep Elementary	57/75283-00-009	04/13/22	\$ 1,371,220	\$ -
Anaheim Union High	Orange	Anaheim High	57/66431-01-002	04/14/22	\$ 976,302	\$ -
Anaheim Union High	Orange	Ball Junior High	57/66431-04-002	04/14/22	\$ 1,180,348	\$ -
South Pasadena Unified	Los Angeles	South Pasadena Middle	57/65029-00-010	04/19/22	\$ 1,380,396	\$ -
Chino Valley Unified	San Bernardino	Eagle Canyon Elementary	57/67678-00-036	04/25/22	\$ 3,570,964	\$ -
Del Norte County Unified	Del Norte	Del Norte High	57/61820-00-018	04/26/22	\$ 5,094,741	\$ -
Redwood City Elementary	San Mateo	Garfield Elementary	57/69005-00-018	04/26/22	\$ 2,259,978	\$ -
Redwood City Elementary	San Mateo	Hoover Elementary	57/69005-00-019	04/26/22	\$ 5,111,654	\$ -
Paradise Unified	Butte	Cedarwood Elementary	57/61531-00-010	04/27/22	\$ 1,362,022	\$ -
Los Angeles Unified	Los Angeles	North Hollywood Senior High	57/64733-22-015	04/27/22	\$ 37,353,240	\$ -
Pacifica	San Mateo	Valleamar Elementary	57/68932-00-012	04/29/22	\$ 623,940	\$ -
Pacifica	San Mateo	Sunset Ridge Elementary	57/68932-00-013	04/29/22	\$ 250,808	\$ -
Pacifica	San Mateo	Ingrid B. Lacy Middle	57/68932-00-014	04/29/22	\$ 342,573	\$ -
Castaic Union	Los Angeles	Live Oak Elementary	57/64345-00-001	05/02/22	\$ 3,406,493	\$ -
Pacifica	San Mateo	Cabrillo Elementary	57/68932-00-015	05/06/22	\$ 834,020	\$ -
Vallejo City Unified	Solano	Loma Vista Elementary	57/70581-00-023	05/06/22	\$ 366,250	\$ -
San Leandro Unified	Alameda	Roosevelt Elementary	57/61291-00-026	05/09/22	\$ 689,795	\$ -
Capistrano Unified	Orange	Tesoro High	57/66464-00-022	05/10/22	\$ 1,938,922	\$ -
Robla Elementary	Sacramento	Robla Elementary	57/67421-00-004	05/13/22	\$ 1,035,307	\$ -
Robla Elementary	Sacramento	Glenwood Elementary	57/67421-00-005	05/13/22	\$ 2,218,515	\$ -
Robla Elementary	Sacramento	Bell Avenue Elementary	57/67421-00-006	05/13/22	\$ 1,183,208	\$ -
Pittsburg Unified	Contra Costa	Los Medanos Elementary	57/61788-00-013	05/16/22	\$ 2,143,377	\$ -
San Bernardino City Unified	San Bernardino	Oehl Elementary	57/67876-00-120	05/16/22	\$ 628,688	\$ -
San Bernardino City Unified	San Bernardino	San Bernardino High	57/67876-00-121	05/16/22	\$ 5,335,031	\$ -
Napa Valley Unified	Napa	Shearer Elementary	57/66266-00-036	05/17/22	\$ 810,849	\$ -
San Juan Unified	Sacramento	Mira Loma High	57/67447-00-077	05/17/22	\$ 7,352,094	\$ -
Butteville Union Elementary	Siskiyou	Butteville Elementary	57/70201-00-003	05/17/22	\$ 2,404,047	\$ -
Santa Barbara Unified	Santa Barbara	Adams Elementary	57/76786-00-019	05/17/22	\$ 200,982	\$ -
Galt Joint Union Elementary	Sacramento	River Oaks Elementary	57/67348-00-005	05/26/22	\$ 1,503,956	\$ -
Oak Valley Union Elementary	Tulare	Oak Valley Elementary	57/72017-00-003	05/26/22	\$ 4,062,347	\$ -
Fallbrook Union High	San Diego	Fallbrook High	57/68122-00-002	06/07/22	\$ 8,496,541	\$ -
Desert Sands Unified	Riverside	James Earl Carter Elementary	57/67058-00-027	06/09/22	\$ 3,563,958	\$ -
Manteca Unified	San Joaquin	French Camp Elementary	57/68593-00-016	06/12/22	\$ 4,638,120	\$ -
Napa Valley Unified	Napa	Vintage High	57/66266-00-037	06/13/22	\$ 915,716	\$ -
Napa Valley Unified	Napa	Napa High	57/66266-00-038	06/13/22	\$ 865,309	\$ -

SFP APPLICATIONS
Modernization Acknowledged Applications Received Past Existing Authority as of December 31, 2024

District	County	Site Name	Application Number	50-04 Date Received	Estimated State Grant (a)	Estimated Financial Hardship (b)
Oxnard	Ventura	Emilie Ritchen Elementary	57/72538-00-032	06/13/22	\$ 4,841,293	\$ -
Oxnard	Ventura	Christa McAuliffe Elementary	57/72538-00-033	06/13/22	\$ 5,265,275	\$ -
Napa Valley Unified	Napa	Bel Aire Park Elementary	57/66266-00-039	06/16/22	\$ 1,753,543	\$ -
Napa Valley Unified	Napa	Northwood Elementary	57/66266-00-040	06/16/22	\$ 1,336,277	\$ -
Napa Valley Unified	Napa	Napa Valley Language Academy	57/66266-00-041	06/16/22	\$ 807,786	\$ -
Napa Valley Unified	Napa	Donaldson Way Elementary	57/66266-00-042	06/16/22	\$ 1,439,884	\$ -
Washington Unified	Yolo	Westmore Oaks Elementary	57/72694-00-020	06/17/22	\$ 1,414,493	\$ -
San Ramon Valley Unified	Contra Costa	Monte Vista High	57/61804-00-050	06/21/22	\$ 2,013,096	\$ -
Long Beach Unified	Los Angeles	Twain Elementary	57/64725-00-050	06/21/22	\$ 7,379,385	\$ -
Firebaugh-Las Deltas Unified	Fresno	Hazel M. Bailey Primary	57/73809-00-007	06/22/22	\$ 2,665,139	\$ -
Long Beach Unified	Los Angeles	Holmes Elementary	57/64725-00-051	06/30/22	\$ 5,242,796	\$ -
Napa Valley Unified	Napa	Shearer Elementary	57/66266-00-043	07/06/22	\$ 825,985	\$ -
Fresno Unified	Fresno	McLane High	57/62166-00-147	07/07/22	\$ 1,973,319	\$ -
Fresno Unified	Fresno	Roosevelt High	57/62166-00-148	07/07/22	\$ 4,761,015	\$ -
Folsom-Cordova Unified	Sacramento	Natoma Station Elementary	57/67330-21-008	07/08/22	\$ 2,887,576	\$ -
Los Angeles Unified	Los Angeles	Elizabeth Learning Center	57/64733-00-740	07/08/22	\$ 23,153,513	\$ -
Anaheim Union High	Orange	Magnolia High	57/66431-05-002	07/15/22	\$ 1,175,602	\$ -
La Canada Unified	Los Angeles	Palm Crest Elementary	57/64659-00-009	07/18/22	\$ 1,690,836	\$ -
Temecula Valley Unified	Riverside	Vintage Hills Elementary	57/75192-00-020	07/18/22	\$ 4,976,650	\$ -
Pomona Unified	Los Angeles	Allison Elementary	57/64907-00-048	07/19/22	\$ 699,903	\$ -
Capistrano Unified	Orange	Tesoro High	57/66464-00-026	07/19/22	\$ 1,827,518	\$ -
Pomona Unified	Los Angeles	Harrison Elementary	57/64907-00-049	07/20/22	\$ 1,021,809	\$ -
Napa County Office of Education	Napa	Napa County Community	57/10280-00-001	07/26/22	\$ 1,522,528	\$ -
Los Angeles Unified	Los Angeles	Ninety-Second Street Elementary	57/64733-00-741	07/27/22	\$ 6,510,147	\$ -
San Juan Unified	Sacramento	San Juan High	57/67447-00-078	07/27/22	\$ 4,489,464	\$ -
Yuba County Office of Education	Yuba	Spring Valley School	57/10587-00-004	07/28/22	\$ 421,270	\$ 280,847
Waterford Unified	Stanislaus	Waterford Junior High	57/75572-00-005	07/28/22	\$ 1,964,525	\$ -
Waterford Unified	Stanislaus	Richard M. Moon Primary	57/75572-00-006	07/28/22	\$ 3,469,242	\$ 2,312,828
Greenfield Union	Kern	Fairview Elementary	57/63503-00-011	07/29/22	\$ 4,546,409	\$ 3,030,939
Mountain View Whisman	Santa Clara	Amy Imai Elementary	57/69591-00-006	08/01/22	\$ 1,933,212	\$ -
Mountain View Whisman	Santa Clara	Edith Landels Elementary	57/69591-00-007	08/01/22	\$ 2,042,065	\$ -
Mountain View Whisman	Santa Clara	Isaac Newton Graham Middle	57/69591-00-008	08/01/22	\$ 3,546,225	\$ -
Mountain View Whisman	Santa Clara	Benjamin Bubb Elementary	57/69591-00-009	08/01/22	\$ 2,494,672	\$ -
Mountain View-Los Altos Union High	Santa Clara	Mountain View High	57/69609-00-007	08/03/22	\$ 1,952,607	\$ -
Hanford Elementary	Kings	Lee Richmond Elementary	57/63917-00-011	08/05/22	\$ 620,015	\$ -
Hanford Elementary	Kings	Roosevelt Elementary	57/63917-00-012	08/05/22	\$ 1,227,752	\$ -
San Benito High	San Benito	San Benito High	57/67538-00-007	08/09/22	\$ 1,489,873	\$ -
San Benito High	San Benito	San Benito High	57/67538-00-008	08/09/22	\$ 6,029,189	\$ -
San Benito High	San Benito	San Benito High	57/67538-00-009	08/10/22	\$ 1,148,465	\$ -
Waukena Joint Union Elementary	Tulare	Waukena Joint Union Elementary	57/72264-00-001	08/10/22	\$ 2,496,045	\$ -
Lammersville Joint Unified	San Joaquin	Lammersville Elementary	57/76760-00-002	08/10/22	\$ 2,363,198	\$ -
Imperial County Office of Education	Imperial	Imperial Valley Center	57/10132-00-002	08/11/22	\$ 4,543,368	\$ -
Pomona Unified	Los Angeles	Golden Springs Elementary	57/64907-00-050	08/11/22	\$ 973,417	\$ -
Santa Barbara Unified	Santa Barbara	Harding University Partnership	57/76786-00-020	08/11/22	\$ 1,721,568	\$ -

SFP APPLICATIONS
Modernization Acknowledged Applications Received Past Existing Authority as of December 31, 2024

District	County	Site Name	Application Number	50-04 Date Received	Estimated State Grant (a)	Estimated Financial Hardship (b)
Anaheim Union High	Orange	Anaheim High	57/66431-01-003	08/15/22	\$ 937,125	\$ -
Yuba County Office of Education	Yuba	Agnes Weber Meade (Sdl)	57/10587-00-001	08/16/22	\$ 1,065,828	\$ -
Vacaville Unified	Los Angeles	Buckingham Collegiate Charter Academy	57/70573-00-019	08/16/22	\$ 3,058,512	\$ -
Alhambra Unified	Los Angeles	Marguerita Elementary	57/75713-00-030	08/16/22	\$ 4,081,175	\$ -
Alhambra Unified	Los Angeles	Monterey Highlands Elementary	57/75713-00-031	08/16/22	\$ 3,341,620	\$ -
Alhambra Unified	Los Angeles	Brightwood Elementary	57/75713-00-032	08/16/22	\$ 4,689,655	\$ -
Alhambra Unified	Los Angeles	Emery Park Elementary	57/75713-00-033	08/16/22	\$ 1,280,632	\$ -
Riverdale Joint Unified	Fresno	Fipps Primary	57/75408-00-007	08/17/22	\$ 974,694	\$ -
Riverdale Joint Unified	Fresno	Riverdale Elementary	57/75408-00-008	08/17/22	\$ 230,325	\$ -
Riverdale Joint Unified	Fresno	Riverdale High	57/75408-00-009	08/17/22	\$ 1,269,522	\$ -
San Luis Coastal Unified	San Luis Obispo	San Luis Obispo High	57/68809-00-032	08/18/22	\$ 2,952,034	\$ -
Windsor Unified	Sonoma	Cali Calmecac Language Academy	57/75358-00-006	08/24/22	\$ 2,514,317	\$ -
Visalia Unified	Tulare	La Joya Middle	57/72256-00-035	08/25/22	\$ 4,459,387	\$ -
Hayward Unified	Alameda	Winton Middle	57/61192-00-006	08/29/22	\$ 3,817,884	\$ -
Del Norte County Unified	Del Norte	Redwood Elementary	57/61820-00-019	08/31/22	\$ 954,538	\$ -
Del Norte County Unified	Del Norte	Smith River Elementary	57/61820-00-020	08/31/22	\$ 707,717	\$ -
San Mateo Union High	San Mateo	San Mateo High	57/69047-00-007	08/31/22	\$ 1,722,665	\$ -
San Mateo Union High	San Mateo	Capuchino High	57/69047-00-008	08/31/22	\$ 1,825,976	\$ -
Los Angeles Unified	Los Angeles	One Hundred Sevents Street Elementary	57/64733-00-742	08/31/22	\$ 1,907,510	\$ -
San Mateo Union High	San Mateo	Mills High	57/69047-00-009	09/01/22	\$ 865,538	\$ -
San Mateo Union High	San Mateo	Burlingame High	57/69047-00-010	09/01/22	\$ 4,655,344	\$ -
San Mateo Union High	San Mateo	Hillsdale High	57/69047-00-011	09/01/22	\$ 5,337,097	\$ -
San Mateo Union High	San Mateo	Aragon High	57/69047-00-012	09/01/22	\$ 3,113,529	\$ -
Redding Elementary	Shasta	Juniper Elementary	57/70110-00-011	09/01/22	\$ 1,275,879	\$ -
Visalia Unified	Tulare	Redwood High	57/72256-00-036	09/07/22	\$ 8,601,516	\$ -
Vista Unified	San Diego	Rancho Buena Vista High	57/68452-00-013	09/09/22	\$ 1,462,014	\$ -
Vista Unified	San Diego	Vista Academy of Visual and Performing Arts	57/68452-00-014	09/09/22	\$ 693,680	\$ -
Vista Unified	San Diego	Vista Magnet Middle School of Technology, Scienc	57/68452-00-015	09/09/22	\$ 1,253,731	\$ -
Redding Elementary	Shasta	Turtle Bay	57/70110-00-012	09/09/22	\$ 1,467,178	\$ -
Visalia Unified	Tulare	Valley Oak Middle	57/72256-00-037	09/13/22	\$ 2,894,248	\$ -
Long Beach Unified	Los Angeles	Burcham Elementary	57/64725-00-052	09/20/22	\$ 6,470,500	\$ -
Long Beach Unified	Los Angeles	Burcham Elementary	57/64725-00-053	09/20/22	\$ 7,193,025	\$ -
Long Beach Unified	Los Angeles	Bryant Elementary	57/64725-00-054	09/20/22	\$ 4,721,657	\$ -
Lucia Mar Unified	San Luis Obispo	Arroyo Grande High	57/68759-00-024	09/20/22	\$ 5,001,927	\$ -
San Juan Unified	Sacramento	Del Paso Manor Elementary	57/67447-00-079	09/21/22	\$ 662,218	\$ -
Colton Joint Unified	San Bernardino	Terrace Hills Middle	57/67686-00-027	09/22/22	\$ 952,923	\$ -
Snowline Joint Unified	San Bernardino	Baldy Mesa Elementary	57/73957-00-003	09/23/22	\$ 5,059,475	\$ -
Snowline Joint Unified	San Bernardino	Chaparral High	57/73957-00-004	09/23/22	\$ 2,121,725	\$ -
Lucia Mar Unified	San Luis Obispo	Fairgrove Elementary	57/68759-00-025	09/29/22	\$ 1,496,985	\$ -
Vallejo City Unified	Solano	Jesse M. Bethel High	57/70581-00-024	09/29/22	\$ 2,775,937	\$ -
Los Angeles Unified	Los Angeles	One Hundred Fifty-Third Street	57/64733-00-743	10/05/22	\$ 578,191	\$ -
Ocean View	Orange	Star View Elementary	57/66613-00-025	10/07/22	\$ 858,917	\$ -
Castro Valley Unified	Alameda	Chabot Elementary	57/61150-00-032	10/10/22	\$ 510,060	\$ -
San Juan Unified	Sacramento	Greer Elementary	57/67447-00-080	10/10/22	\$ 474,022	\$ -

SFP APPLICATIONS
Modernization Acknowledged Applications Received Past Existing Authority as of December 31, 2024

District	County	Site Name	Application Number	50-04 Date Received	Estimated State Grant (a)	Estimated Financial Hardship (b)
Castro Valley Unified	Alameda	Independent Elementary	57/61150-00-033	10/13/22	\$ 2,053,061	\$ -
East Side Union High	Santa Clara	Independence High	57/69427-00-042	10/14/22	\$ 1,129,027	\$ -
San Juan Unified	Sacramento	Lichen K-8	57/67447-00-081	10/17/22	\$ 2,127,194	\$ -
Los Angeles Unified	Los Angeles	Garvanza Elementary	57/64733-00-744	10/18/22	\$ 2,019,801	\$ -
Capistrano Unified	Orange	Aliso Niguel High	57/66464-00-027	10/18/22	\$ 1,874,147	\$ -
Natomas Unified	Sacramento	American Lakes	57/75283-00-010	10/18/22	\$ 3,340,838	\$ -
San Diego Unified	San Diego	Balboa Elementary	57/68338-00-273	10/19/22	\$ 9,474,093	\$ -
Val Verde Unified	Riverside	Vista Verde Middle	57/75242-00-013	10/19/22	\$ 549,789	\$ -
Los Angeles Unified	Los Angeles	Aragon Avenue Elementary	57/64733-00-745	10/20/22	\$ 3,468,406	\$ -
Los Angeles Unified	Los Angeles	Belvedere Middle	57/64733-09-012	10/20/22	\$ 8,317,822	\$ -
Los Angeles Unified	Los Angeles	Thomas Jefferson Senior High	57/64733-13-011	10/20/22	\$ 26,205,856	\$ -
Castro Valley Unified	Alameda	Castro Valley Elementary	57/61150-00-034	10/25/22	\$ 889,525	\$ -
Castro Valley Unified	Alameda	Marshall Elementary	57/61150-00-035	10/25/22	\$ 1,000,074	\$ -
Castro Valley Unified	Alameda	Stanton Elementary	57/61150-00-036	10/25/22	\$ 1,006,248	\$ -
Castro Valley Unified	Alameda	Proctor Elementary	57/61150-00-037	10/25/22	\$ 1,517,774	\$ -
Monterey Peninsula Unified	Monterey	Martin Luther King	57/66092-00-043	10/25/22	\$ 329,990	\$ -
Pomona Unified	Los Angeles	Simons Middle	57/64907-00-051	10/26/22	\$ 2,993,985	\$ -
Pittsburg Unified	Contra Costa	Parkside Elementary	57/61788-00-014	10/27/22	\$ 139,907	\$ -
Los Angeles Unified	Los Angeles	Second Street Elementary	57/64733-00-746	11/03/22	\$ 3,357,743	\$ -
San Dieguito Union High	San Diego	Diegueno Middle	57/68346-00-010	11/04/22	\$ 6,378,380	\$ -
Los Angeles Unified	Los Angeles	Belvedere Middle	57/64733-09-013	11/07/22	\$ 8,317,822	\$ -
Los Angeles Unified	Los Angeles	Daniel Webster Middle	57/64733-24-009	11/07/22	\$ 2,502,777	\$ -
Los Angeles Unified	Los Angeles	Twenty-Fourth Street Elementary	57/64733-00-747	11/09/22	\$ 3,530,518	\$ -
Ocean View	Orange	Vista View Middle	57/66613-00-026	11/09/22	\$ 834,256	\$ -
Nevada Joint Union High	Nevada	Bear River High	57/66357-00-015	11/11/22	\$ 4,199,229	\$ -
Los Angeles Unified	Los Angeles	Castelar Street Elementary	57/64733-00-748	11/15/22	\$ 2,108,585	\$ -
Morongo Unified	San Bernardino	Twentynine Palms High	57/67777-00-010	11/17/22	\$ 2,382,390	\$ -
Chula Vista Elementary	San Diego	Feaster (Mae L.) Charter	57/68023-00-020	11/17/22	\$ 5,419,613	\$ -
Benicia Unified	Solano	Benicia High	57/70524-00-018	11/18/22	\$ 2,930,340	\$ -
Benicia Unified	Solano	Matthew Turner Elementary	57/70524-00-019	11/18/22	\$ 1,143,890	\$ -
Lamont Elementary	Kern	Alicante Avenue Elementary	57/63560-00-005	11/21/22	\$ 1,331,109	\$ -
Lamont Elementary	Kern	Lamont Elementary	57/63560-00-006	11/21/22	\$ 2,852,292	\$ -
Ocean View	Orange	Marine View Middle	57/66613-00-027	11/21/22	\$ 767,590	\$ -
Los Angeles Unified	Los Angeles	James Madison Middle	57/64733-00-749	11/22/22	\$ 2,451,838	\$ -
Los Angeles Unified	Los Angeles	Ambler Avenue Elementary	57/64733-00-750	11/22/22	\$ 1,158,703	\$ -
Jurupa Unified	Riverside	Jurupa Middle	57/67090-00-017	11/22/22	\$ 4,566,713	\$ -
Los Angeles Unified	Los Angeles	Anatola Avenue Elementary	57/64733-00-751	12/02/22	\$ 1,845,345	\$ -
Los Angeles Unified	Los Angeles	Bancroft (Hubert Howe) Junior	57/64733-31-009	12/02/22	\$ 5,340,325	\$ -
San Mateo Union High	San Mateo	Capuchino High	57/69047-00-013	12/02/22	\$ 935,967	\$ -
Los Angeles Unified	Los Angeles	Canfield Avenue Elementary	57/64733-00-752	12/05/22	\$ 2,026,799	\$ -
Sunnyvale	Santa Clara	Ellis Elementary	57/69690-00-014	12/06/22	\$ 2,178,244	\$ -
Sequoia Union High	San Mateo	Woodside High	57/69062-00-039	12/07/22	\$ 1,935,008	\$ -
Capistrano Unified	Orange	Dana Hills High	57/66464-00-028	12/08/22	\$ 796,991	\$ -
Natomas Unified	Sacramento	Natomas High	57/75283-00-011	12/08/22	\$ 4,513,367	\$ -

SFP APPLICATIONS
Modernization Acknowledged Applications Received Past Existing Authority as of December 31, 2024

District	County	Site Name	Application Number	50-04 Date Received	Estimated State Grant (a)	Estimated Financial Hardship (b)
Santa Barbara Unified	Santa Barbara	Monroe Elementary	57/76786-00-021	12/09/22	\$ 999,273	\$ -
San Ramon Valley Unified	Contra Costa	Alamo Elementary	57/61804-00-047	12/12/22	\$ 837,192	\$ -
Vista Unified	San Diego	Vista High	57/68452-00-016	12/15/22	\$ 9,424,252	\$ -
Albany City Unified	Alameda	Marin Elementary	57/61127-00-007	12/22/22	\$ 1,578,838	\$ -
Los Angeles Unified	Los Angeles	Sixth Avenue Elementary	57/64733-00-753	01/03/23	\$ 2,637,353	\$ -
Ravenswood City Elementary	San Mateo	Cesar Chavez Ravenswood Middle	57/68999-00-018	01/05/23	\$ 3,985,647	\$ -
Santa Ana Unified	Orange	McFadden Institute of Technology	57/66670-00-068	01/06/23	\$ 2,361,364	\$ -
Visalia Unified	Tulare	Pinkham Elementary	57/72256-00-038	01/09/23	\$ 1,390,315	\$ -
Los Angeles Unified	Los Angeles	John A. Sutter Middle	57/64733-00-754	01/10/23	\$ 157,444	\$ -
Novato Unified	Marin	Sinaloa Middle	57/65417-00-027	01/10/23	\$ 566,114	\$ -
San Bernardino City Unified	San Bernardino	San Gorgonio High	57/67876-00-122	01/10/23	\$ 2,010,909	\$ -
Novato Unified	Marin	Rancho Elementary	57/65417-00-028	01/17/23	\$ 408,328	\$ -
Arcadia Unified	Los Angeles	Baldwin Stocker Elementary	57/64261-00-001	01/18/23	\$ 5,336,064	\$ -
Ukiah Unified	Mendocino	Nokomis Elementary	57/65615-00-009	01/18/23	\$ 1,673,124	\$ -
Ukiah Unified	Mendocino	Oak Manor Elementary	57/65615-00-010	01/18/23	\$ 1,989,893	\$ -
San Juan Unified	Sacramento	San Juan High	57/67447-00-082	01/18/23	\$ 5,326,686	\$ -
Vallejo City Unified	Solano	Solano Widenmann Leadership Academy	57/70581-00-025	01/18/23	\$ 2,649,036	\$ -
Arcadia Unified	Los Angeles	Camino Grove Elementary	57/64261-00-002	01/19/23	\$ 5,335,432	\$ -
Los Angeles Unified	Los Angeles	Luther Burbank Middle	57/64733-00-755	01/19/23	\$ 1,971,135	\$ -
Arcadia Unified	Los Angeles	First Avenue Middle	57/64261-00-003	01/20/23	\$ 5,620,528	\$ -
Arcadia Unified	Los Angeles	Hugo Reid Elementary	57/64261-00-004	01/20/23	\$ 3,809,130	\$ -
Arcadia Unified	Los Angeles	Highland Oaks Elementary	57/64261-00-005	01/20/23	\$ 4,210,379	\$ -
Cutten Elementary	Humboldt	Cutten Elementary	57/62745-00-002	01/23/23	\$ 539,768	\$ -
San Juan Unified	Sacramento	John Barrett Middle	57/67447-00-083	01/23/23	\$ 4,282,903	\$ -
Lakeside Union Elementary	San Diego	Lakeside Farms Elementary	57/68189-00-010	01/23/23	\$ 916,671	\$ -
Alhambra Unified	Los Angeles	Martha Baldwin Elementary	57/75713-00-034	01/23/23	\$ 5,183,132	\$ -
Alhambra Unified	Los Angeles	Ramona Elementary	57/75713-00-035	01/23/23	\$ 6,086,692	\$ -
Alhambra Unified	Los Angeles	Ynez Elementary	57/75713-00-036	01/23/23	\$ 5,358,027	\$ -
Los Angeles Unified	Los Angeles	Andrew Carnegie Middle	57/64733-00-756	01/25/23	\$ 2,135,675	\$ -
Los Angeles Unified	Los Angeles	Ascot Avenue Elementary	57/64733-00-757	01/26/23	\$ 8,993,561	\$ -
Los Angeles Unified	Los Angeles	Westchester Cont High	57/64733-61-010	01/26/23	\$ 3,352,088	\$ -
Gravenstein Union Elementary	Sonoma	Hillcrest Middle	57/70714-00-004	01/26/23	\$ 858,950	\$ -
Meridian Elementary	Sutter	Meridian Elementary	57/71415-00-002	01/27/23	\$ 254,933	\$ -
Arcadia Unified	Los Angeles	Hugo Reid Elementary	57/64261-00-006	01/31/23	\$ 1,268,194	\$ -
Arcadia Unified	Los Angeles	Richard Henry Dana Middle	57/64261-00-007	01/31/23	\$ 4,458,083	\$ -
Arcadia Unified	Los Angeles	Longley Way Elementary	57/64261-00-008	01/31/23	\$ 3,971,635	\$ -
San Diego Unified	San Diego	De Portola Middle	57/68338-00-274	01/31/23	\$ 2,671,782	\$ -
Arcadia Unified	Los Angeles	Foothills Middle	57/64261-00-009	02/01/23	\$ 4,571,969	\$ -
El Monte Union High	Los Angeles	South El Monte High	57/64519-00-005	02/02/23	\$ 9,804,468	\$ -
Riverside Unified	Riverside	Sierra Middle	57/67215-00-050	02/05/23	\$ 5,509,454	\$ -
Riverside Unified	Riverside	Jefferson Elementary	57/67215-00-051	02/06/23	\$ 6,168,873	\$ -
San Juan Unified	Sacramento	Starr King K-8	57/67447-00-084	02/08/23	\$ 27,083,703	\$ -
Lakeside Union Elementary	San Diego	Lindo Park Elementary	57/68189-00-011	02/08/23	\$ 21,825,459	\$ -
Durham Unified	Butte	Durham High	57/61432-00-002	02/10/23	\$ 1,062,186	\$ -

SFP APPLICATIONS
Modernization Acknowledged Applications Received Past Existing Authority as of December 31, 2024

District	County	Site Name	Application Number	50-04 Date Received	Estimated State Grant (a)	Estimated Financial Hardship (b)
Waugh Elementary	Sonoma	Corona Creek Elementary	57/70995-00-002	02/13/23	\$ 1,166,047	\$ -
San Leandro Unified	Alameda	Bancroft Middle	57/61291-00-027	02/14/23	\$ 979,589	\$ -
Los Angeles Unified	Los Angeles	Glenwood Elementary	57/64733-38-025	02/14/23	\$ 816,656	\$ -
Santa Ana Unified	Orange	Sierra Intermediate	57/66670-00-069	02/14/23	\$ 1,404,162	\$ -
Alameda Unified	Alameda	Bay Farm Elementary	57/61119-00-025	02/16/23	\$ 4,754,593	\$ -
Ventura County Office of Education	Ventura	Gateway Community	57/10561-00-005	02/21/23	\$ 1,901,205	\$ -
Los Angeles Unified	Los Angeles	Carson Senior High	57/64733-54-028	02/21/23	\$ 6,751,761	\$ -
Riverside Unified	Riverside	John W. North High	57/67215-00-052	02/21/23	\$ 9,280,102	\$ -
Lawndale Elementary	Los Angeles	Jane Addams Middle	57/64691-00-011	02/22/23	\$ 1,326,156	\$ -
Arcohe Union Elementary	Sacramento	Arcohe Elementary	57/67280-00-002	02/22/23	\$ 1,309,477	\$ -
Los Angeles Unified	Los Angeles	Robert Frost Middle	57/64733-00-758	02/23/23	\$ 250,670	\$ -
Los Angeles Unified	Los Angeles	Fries Avenue Elementary	57/64733-00-759	02/23/23	\$ 2,868,656	\$ -
Los Angeles Unified	Los Angeles	Richard Henry Dana Middle	57/64733-20-024	02/27/23	\$ 2,346,635	\$ -
Novato Unified	Marin	San Jose Middle	57/65417-00-029	02/27/23	\$ 1,111,888	\$ -
El Segundo Unified	Los Angeles	El Segundo Middle	57/64535-00-008	02/28/23	\$ 714,173	\$ -
El Segundo Unified	Los Angeles	Center Street Elementary	57/64535-00-009	03/01/23	\$ 1,100,404	\$ -
Los Angeles Unified	Los Angeles	Christopher Dena Elementary	57/64733-00-760	03/02/23	\$ 1,541,397	\$ -
Los Angeles Unified	Los Angeles	Calabash Charter Academy	57/64733-00-761	03/02/23	\$ 1,938,220	\$ -
Los Angeles Unified	Los Angeles	Charles Leroy Lowman Special Education and Car	57/64733-00-762	03/03/23	\$ 802,995	\$ -
Lakeside Union Elementary	San Diego	Lakeside Farms Elementary	57/68189-00-012	03/08/23	\$ 2,185,152	\$ -
Snowline Joint Unified	San Bernardino	Pinon Hills Elementary	57/73957-00-001	03/08/23	\$ 5,231,587	\$ -
Snowline Joint Unified	San Bernardino	Quail Valley Middle	57/73957-00-006	03/08/23	\$ 11,746,585	\$ -
San Juan Unified	Sacramento	Rio Americano High	57/67447-00-085	03/09/23	\$ 546,350	\$ -
El Segundo Unified	Los Angeles	El Segundo High	57/64535-00-010	03/10/23	\$ 2,175,522	\$ -
Merced Union High	Merced	Merced High	57/65789-00-011	03/10/23	\$ 887,781	\$ -
Lawndale Elementary	Los Angeles	William Anderson Elementary	57/64691-00-012	03/13/23	\$ 1,290,478	\$ -
Lawndale Elementary	Los Angeles	William Green Elementary	57/64691-00-013	03/13/23	\$ 1,487,579	\$ -
Lawndale Elementary	Los Angeles	Billy Mitchell Elementary	57/64691-00-014	03/13/23	\$ 1,027,578	\$ -
Lawndale Elementary	Los Angeles	Will Rogers Middle	57/64691-00-015	03/13/23	\$ 1,585,565	\$ -
Lawndale Elementary	Los Angeles	F. D. Roosevelt Elementary	57/64691-00-016	03/13/23	\$ 1,238,677	\$ -
Lawndale Elementary	Los Angeles	Mark Twain Elementary	57/64691-00-017	03/13/23	\$ 606,652	\$ -
Riverside Unified	Riverside	Jackson Elementary	57/67215-00-053	03/13/23	\$ 5,678,847	\$ -
San Diego Unified	San Diego	Ralph Waldo Emerson Elementary	57/68338-00-275	03/15/23	\$ 2,774,042	\$ -
San Diego Unified	San Diego	Kimbrough Elementary	57/68338-00-276	03/16/23	\$ 3,416,897	\$ -
Hesperia Unified	San Bernardino	Carmel Elementary	57/75044-00-008	03/16/23	\$ 912,900	\$ -
Hesperia Unified	San Bernardino	Mojave High	57/75044-00-009	03/16/23	\$ 1,221,915	\$ -
Hesperia Unified	San Bernardino	Cottonwood Elementary	57/75044-00-010	03/16/23	\$ 1,109,665	\$ -
Hesperia Unified	San Bernardino	Mesa Grande Elementary	57/75044-00-011	03/16/23	\$ 1,795,370	\$ -
Hesperia Unified	San Bernardino	Cypress School of the Arts	57/75044-00-012	03/16/23	\$ 1,612,790	\$ -
Hesperia Unified	San Bernardino	Mesquite Trails Elementary	57/75044-00-013	03/16/23	\$ 882,470	\$ -
Hesperia Unified	San Bernardino	Kingston Elementary	57/75044-00-014	03/16/23	\$ 1,734,510	\$ -
Hesperia Unified	San Bernardino	Hollyvale Elementary	57/75044-00-015	03/16/23	\$ 876,384	\$ -
Hesperia Unified	San Bernardino	Hesperia High	57/75044-00-016	03/16/23	\$ 5,182,605	\$ -
Hesperia Unified	San Bernardino	Hesperia Junior High	57/75044-00-017	03/16/23	\$ 2,638,760	\$ -

SFP APPLICATIONS
Modernization Acknowledged Applications Received Past Existing Authority as of December 31, 2024

District	County	Site Name	Application Number	50-04 Date Received	Estimated State Grant (a)	Estimated Financial Hardship (b)
Hesperia Unified	San Bernardino	Joshua Circle Elementary	57/75044-00-018	03/16/23	\$ 1,399,780	\$ -
Hesperia Unified	San Bernardino	Juniper Elementary	57/75044-00-019	03/16/23	\$ 1,156,340	\$ -
Hesperia Unified	San Bernardino	Lime Street Elementary	57/75044-00-020	03/16/23	\$ 1,430,210	\$ -
Hesperia Unified	San Bernardino	Maple Elementary	57/75044-00-021	03/16/23	\$ 518,040	\$ -
Hesperia Unified	San Bernardino	Cedar Middle	57/75044-00-022	03/16/23	\$ 2,123,880	\$ -
Hesperia Unified	San Bernardino	Eucalyptus Elementary	57/75044-00-023	03/16/23	\$ 821,610	\$ -
Hesperia Unified	San Bernardino	Sultana High	57/75044-00-024	03/16/23	\$ 4,466,310	\$ -
Hesperia Unified	San Bernardino	Canyon Ridge High	57/75044-00-025	03/16/23	\$ 2,359,560	\$ -
Hesperia Unified	San Bernardino	Mission Crest Elementary	57/75044-00-026	03/16/23	\$ 2,130,100	\$ -
Hesperia Unified	San Bernardino	Krystal School of Science, Math & Technology	57/75044-00-027	03/16/23	\$ 1,977,950	\$ -
Hesperia Unified	San Bernardino	Ranchero Middle	57/75044-00-028	03/16/23	\$ 3,218,000	\$ -
Hesperia Unified	San Bernardino	Topaz Preparatory Academy	57/75044-00-029	03/16/23	\$ 1,673,650	\$ -
San Diego Unified	San Diego	Bell Middle	57/68338-00-277	03/17/23	\$ 10,540,822	\$ -
Turlock Unified	Stanislaus	Wakefield Elementary	57/75739-00-018	03/17/23	\$ 2,812,962	\$ -
Los Angeles Unified	Los Angeles	Vinedale College Preparatory Academy	57/64733-38-026	03/20/23	\$ 2,321,950	\$ -
Greenfield Union Elementary	Monterey	Mary Chapa Academy	57/66035-00-005	03/20/23	\$ 6,429,682	\$ -
Los Angeles Unified	Los Angeles	Third Street Elementary	57/64733-00-763	03/21/23	\$ 2,288,158	\$ -
San Diego Unified	San Diego	Standley Middle	57/68338-00-278	03/21/23	\$ 838,047	\$ -
Turlock Unified	Stanislaus	Turlock Junior High	57/75739-00-019	03/21/23	\$ 10,297,025	\$ -
San Diego Unified	San Diego	Cadman Elementary	57/68338-00-279	03/22/23	\$ 644,690	\$ -
Los Angeles Unified	Los Angeles	Seventy-Fifth Street Elementary	57/64733-15-013	03/23/23	\$ 1,796,785	\$ -
Porterville Unified	Tulare	Porterville High	57/75523-00-017	03/23/23	\$ 1,105,787	\$ -
San Diego Unified	San Diego	Bird Rock Elementary	57/68338-00-280	03/24/23	\$ 800,953	\$ -
San Diego Unified	San Diego	Correia Middle	57/68338-00-281	03/24/23	\$ 385,679	\$ -
Los Angeles Unified	Los Angeles	Union Avenue Elementary	57/64733-11-015	03/29/23	\$ 2,723,732	\$ -
San Diego Unified	San Diego	Whitman Elementary	57/68338-00-282	04/03/23	\$ 693,968	\$ -
San Diego Unified	San Diego	Walker Elementary	57/68338-00-283	04/03/23	\$ 693,968	\$ -
Los Angeles Unified	Los Angeles	Amestoy Elementary	57/64733-33-023	04/04/23	\$ 3,197,802	\$ -
San Diego Unified	San Diego	Sandburg Elementary	57/68338-00-284	04/04/23	\$ 817,380	\$ -
San Diego Unified	San Diego	Pacific Beach Elementary	57/68338-00-285	04/04/23	\$ 468,926	\$ -
Los Angeles Unified	Los Angeles	Canoga Park Senior High	57/64733-00-764	04/05/23	\$ 6,080,588	\$ -
San Diego Unified	San Diego	Wangenheim Middle	57/68338-00-286	04/05/23	\$ 6,446,535	\$ -
San Diego Unified	San Diego	Knox Middle	57/68338-00-287	04/05/23	\$ 5,656,867	\$ -
Los Angeles Unified	Los Angeles	Crenshaw Science, Technology, Engineering, Math	57/64733-00-765	04/10/23	\$ 3,112,554	\$ -
Los Angeles Unified	Los Angeles	John Marshall Senior High	57/64733-12-011	04/10/23	\$ 3,677,823	\$ -
San Juan Unified	Sacramento	San Juan High	57/67447-00-086	04/10/23	\$ 1,741,614	\$ -
Anaheim Union High	Orange	Anaheim High	57/66431-01-004	04/11/23	\$ 6,467,598	\$ -
Los Angeles Unified	Los Angeles	Reseda Elementary	57/64733-00-766	04/12/23	\$ 573,961	\$ -
Los Angeles Unified	Los Angeles	West Hollywood Elementary	57/64733-00-767	04/12/23	\$ 3,127,116	\$ -
Los Angeles Unified	Los Angeles	Delevan Drive Elementary	57/64733-00-768	04/12/23	\$ 1,728,760	\$ -
Los Angeles Unified	Los Angeles	El Sereno Middle	57/64733-34-017	04/12/23	\$ 3,953,360	\$ -
Los Angeles Unified	Los Angeles	Verdugo Hills Senior High	57/64733-00-769	04/13/23	\$ 11,877,649	\$ -
Los Angeles Unified	Los Angeles	Glassell Park ES Science, Technology, Engineering	57/64733-08-008	04/13/23	\$ 5,016,138	\$ -
Los Angeles Unified	Los Angeles	John A. Sutter Middle	57/64733-00-770	04/18/23	\$ 1,607,414	\$ -

SFP APPLICATIONS
Modernization Acknowledged Applications Received Past Existing Authority as of December 31, 2024

District	County	Site Name	Application Number	50-04 Date Received	Estimated State Grant (a)	Estimated Financial Hardship (b)
Los Angeles Unified	Los Angeles	Thomas A. Edison Middle	57/64733-00-771	04/24/23	\$ 4,853,716	\$ -
Los Angeles Unified	Los Angeles	Franklin Avenue Elementary	57/64733-12-012	04/24/23	\$ 1,477,456	\$ -
Monterey Peninsula Unified	Monterey	Del Monte Elementary	57/66092-00-044	04/24/23	\$ 367,044	\$ -
Benicia Unified	Solano	Benicia Middle	57/70524-00-020	04/24/23	\$ 764,404	\$ -
Castro Valley Unified	Alameda	Marshall Elementary	57/61150-00-038	04/27/23	\$ 340,892	\$ -
San Juan Unified	Sacramento	Earl Legette Elementary	57/67447-00-087	04/27/23	\$ 4,322,499	\$ -
Arcadia Unified	Los Angeles	Holly Avenue Elementary	57/64261-00-010	04/28/23	\$ 6,062,517	\$ -
Encinitas Union Elementary	San Diego	Flora Vista Elementary	57/68080-00-005	04/28/23	\$ 1,409,714	\$ -
Escondido Union	San Diego	Del Dios Academy of Arts and Sciences	57/68098-00-016	05/02/23	\$ 2,529,394	\$ -
Pajaro Valley Unified	Santa Cruz	Watsonville High	57/69799-00-026	05/02/23	\$ 3,239,243	\$ -
Temecula Valley Unified	Riverside	Temecula Valley High	57/75192-00-021	05/02/23	\$ 1,909,558	\$ -
Long Beach Unified	Los Angeles	Bancroft Middle	57/64725-00-055	05/03/23	\$ 6,036,771	\$ -
Jurupa Unified	Riverside	Troth Street Elementary	57/67090-00-018	05/03/23	\$ 4,862,874	\$ -
Pajaro Valley Unified	Santa Cruz	Pajaro Middle	57/69799-00-027	05/03/23	\$ 1,161,861	\$ -
Los Angeles Unified	Los Angeles	Fifty-Second Street Elementary	57/64733-14-006	05/04/23	\$ 1,759,023	\$ -
Anaheim Union High	Orange	Magnolia High	57/66431-00-003	05/08/23	\$ 3,855,164	\$ -
Cascade Union Elementary	Shasta	Meadow Lane Elementary	57/69914-00-006	05/08/23	\$ 413,493	\$ -
Novato Unified	Marin	Pleasant Valley Elementary	57/65417-00-030	05/09/23	\$ 337,283	\$ -
Sweetwater Union High	San Diego	Bonita Vista Senior High	57/68411-00-050	05/09/23	\$ 7,363,101	\$ -
Sweetwater Union High	San Diego	Mar Vista Senior High	57/68411-00-051	05/09/23	\$ 7,796,172	\$ -
Anaheim Union High	Orange	Western High	57/66431-07-001	05/11/23	\$ 8,253,521	\$ -
Santa Cruz City Elementary	Santa Cruz	Gault Elementary	57/69815-00-011	05/15/23	\$ 1,798,942	\$ -
Los Angeles Unified	Los Angeles	Nestle Avenue Charter	57/64733-00-772	05/16/23	\$ 688,832	\$ -
Los Angeles Unified	Los Angeles	Point Fermin Elementary	57/64733-20-025	05/16/23	\$ 1,308,963	\$ -
Los Angeles Unified	Los Angeles	Angeles Mesa Elementary	57/64733-00-773	05/17/23	\$ 1,268,963	\$ -
Los Angeles Unified	Los Angeles	Chatsworth Charter High	57/64733-00-774	05/17/23	\$ 1,805,509	\$ -
Los Angeles Unified	Los Angeles	South Shores/CSUDH Visual and Performing Arts	57/64733-42-019	05/17/23	\$ 1,110,412	\$ -
Los Angeles Unified	Los Angeles	Ulysses S. Grant Senior High	57/64733-00-775	05/18/23	\$ 27,997,883	\$ -
Los Gatos-Saratoga Union High	Santa Clara	Saratoga High	57/69534-00-003	05/18/23	\$ 1,377,679	\$ -
Sweetwater Union High	San Diego	Eastlake High	57/68411-00-052	05/22/23	\$ 5,859,355	\$ -
Los Angeles Unified	Los Angeles	Shenandoah Street Elementary	57/64733-30-004	05/23/23	\$ 2,114,572	\$ -
Snowline Joint Unified	San Bernardino	Wrightwood Elementary	57/73957-00-007	05/25/23	\$ 5,492,195	\$ -
Los Angeles Unified	Los Angeles	Chapman Elementary	57/64733-00-776	05/31/23	\$ 472,885	\$ -
Los Angeles Unified	Los Angeles	Phineas Banning Senior High	57/64733-32-027	05/31/23	\$ 1,959,242	\$ -
Los Angeles Unified	Los Angeles	Sierra Vista Elementary	57/64733-00-777	06/01/23	\$ 2,203,043	\$ -
Los Angeles Unified	Los Angeles	Dixie Canyon Community Charter	57/64733-40-006	06/01/23	\$ 4,018,955	\$ -
Los Angeles Unified	Los Angeles	Orville Wright Engineering and Design Magnet	57/64733-61-011	06/01/23	\$ 3,037,889	\$ -
Los Angeles Unified	Los Angeles	Benjamin Franklin Senior High	57/64733-00-778	06/06/23	\$ 10,010,518	\$ -
Los Angeles Unified	Los Angeles	Bonita Street Elementary	57/64733-54-029	06/06/23	\$ 2,002,753	\$ -
Pomona Unified	Los Angeles	Pomona High	57/64907-00-052	06/07/23	\$ 10,068,962	\$ -
Los Angeles Unified	Los Angeles	Dahlia Heights Elementary	57/64733-26-002	06/08/23	\$ 4,255,015	\$ -
San Benito High	San Benito	Hollister High	57/67538-00-010	06/08/23	\$ 237,857	\$ -
Pajaro Valley Unified	Santa Cruz	Rio del Mar Elementary	57/69799-00-028	06/08/23	\$ 1,418,559	\$ -
Pajaro Valley Unified	Santa Cruz	Aptos High	57/69799-00-029	06/08/23	\$ 1,765,933	\$ -

SFP APPLICATIONS
Modernization Acknowledged Applications Received Past Existing Authority as of December 31, 2024

District	County	Site Name	Application Number	50-04 Date Received	Estimated State Grant (a)	Estimated Financial Hardship (b)
Los Angeles Unified	Los Angeles	Castle Heights Elementary	57/64733-00-779	06/09/23	\$ 766,494	\$ -
San Diego Unified	San Diego	Sherman Elementary	57/68338-00-288	06/13/23	\$ 3,765,815	\$ -
Los Angeles Unified	Los Angeles	Seventy-Fourth Street Elementary	57/64733-00-780	06/14/23	\$ 789,462	\$ -
San Diego Unified	San Diego	Challenger Middle	57/68338-00-289	06/15/23	\$ 6,275,509	\$ -
Hemet Unified	Riverside	Ramona Elementary	57/67082-00-013	06/23/23	\$ 2,361,103	\$ -
Pomona Unified	Los Angeles	Ganesha High	57/64907-00-053	06/27/23	\$ 7,000,534	\$ -
East Side Union High	Santa Clara	William C. Overfelt High	57/69427-00-043	06/27/23	\$ 1,365,875	\$ -
Los Angeles Unified	Los Angeles	South Gate Middle	57/64733-16-013	06/28/23	\$ 1,611,380	\$ -
Chino Valley Unified	San Bernardino	Oak Ridge Elementary	57/67678-00-037	07/03/23	\$ 244,695	\$ -
Lucia Mar Unified	San Luis Obispo	Judkins Middle	57/68759-00-026	07/03/23	\$ 2,898,458	\$ -
Moreno Valley Unified	Riverside	Sunnymead Middle	57/67124-00-029	07/05/23	\$ 2,282,722	\$ -
Los Angeles Unified	Los Angeles	Haddon Avenue Elementary	57/64733-28-018	07/06/23	\$ 3,502,291	\$ -
Saugus Union	Los Angeles	Charles Helmers Elementary	57/64998-00-012	07/07/23	\$ 1,420,485	\$ -
Los Angeles Unified	Los Angeles	Wonderland Avenue Elementary	57/64733-00-781	07/10/23	\$ 5,030,116	\$ -
Franklin-McKinley Elementary	Santa Clara	Sylvandale Middle	57/69450-00-015	07/13/23	\$ 1,281,822	\$ -
Encinitas Union Elementary	San Diego	Capri Elementary	57/68080-00-006	07/14/23	\$ 952,330	\$ -
Benicia Unified	Solano	Mary Farmar Elementary	57/70524-00-021	07/14/23	\$ 559,912	\$ -
Benicia Unified	Solano	Robert Semple Elementary	57/70524-00-022	07/14/23	\$ 580,909	\$ -
Los Angeles Unified	Los Angeles	Charles Leroy Lowman Special Education and Car	57/64733-00-782	07/17/23	\$ 1,191,248	\$ -
Los Gatos-Saratoga Union High	Santa Clara	Los Gatos High	57/69534-00-004	07/17/23	\$ 1,547,225	\$ -
Sanger Unified	Fresno	Lone Star Elementary	57/62414-00-020	07/18/23	\$ 1,317,455	\$ -
Sanger Unified	Fresno	Washington Academic Middle	57/62414-00-021	07/18/23	\$ 2,029,081	\$ -
Sanger Unified	Fresno	Jackson Elementary	57/62414-00-022	07/18/23	\$ 1,598,146	\$ -
Los Angeles Unified	Los Angeles	Alain Leroy Locke 3 College Preparatory Academy	57/64733-00-783	07/18/23	\$ 6,517,957	\$ -
Los Angeles Unified	Los Angeles	Fifty-Fourth Street Elementary	57/64733-00-784	07/18/23	\$ 2,544,023	\$ -
Arcadia Unified	Los Angeles	Arcadia High	57/64261-00-011	07/20/23	\$ 25,554,341	\$ -
Walnut Creek Elementary	Contra Costa	Tice Creek	57/61812-00-007	07/24/23	\$ 2,434,208	\$ -
Walnut Creek Elementary	Contra Costa	Parkmead Elementary	57/61812-00-008	07/24/23	\$ 814,031	\$ -
Los Angeles Unified	Los Angeles	Independence Elementary	57/64733-00-785	07/24/23	\$ 1,382,777	\$ -
Perris Elementary	Riverside	Palms Elementary	57/67199-00-003	07/24/23	\$ 968,667	\$ -
Perris Elementary	Riverside	Good Hope Elementary	57/67199-00-004	07/25/23	\$ 857,917	\$ -
Perris Elementary	Riverside	Enchanted Hills Elementary	57/67199-00-005	07/25/23	\$ 1,635,165	\$ -
Los Angeles Unified	Los Angeles	Farmdale Elementary	57/64733-34-018	07/26/23	\$ 437,576	\$ -
Los Angeles Unified	Los Angeles	James J. McBride Special Education Center	57/64733-42-020	07/27/23	\$ 812,007	\$ -
Encinitas Union Elementary	San Diego	Paul Ecke-Central Elementary	57/68080-00-007	07/31/23	\$ 1,914,708	\$ -
Hueneme Elementary	Ventura	Fred L. Williams Elementary	57/72462-00-009	07/31/23	\$ 2,630,498	\$ -
Hueneme Elementary	Ventura	Charles Blackstock Junior High	57/72462-00-010	07/31/23	\$ 2,996,966	\$ -
Los Angeles Unified	Los Angeles	Reseda Charter High	57/64733-39-010	08/01/23	\$ 14,055,510	\$ -
Los Angeles Unified	Los Angeles	Colfax Charter Elementary	57/64733-00-786	08/02/23	\$ 4,683,474	\$ -
Hemet Unified	Riverside	West Valley High	57/67082-00-014	08/02/23	\$ 3,471,924	\$ -
Encinitas Union Elementary	San Diego	Olivenhain Pioneer Elementary	57/68080-00-008	08/02/23	\$ 3,454,587	\$ -
Encinitas Union Elementary	San Diego	Park Dale Lane Elementary	57/68080-00-009	08/02/23	\$ 532,571	\$ -
Fresno Unified	Fresno	Columbia Elementary	57/62166-00-149	08/03/23	\$ 793,404	\$ -
Saugus Union	Los Angeles	James Foster Elementary	57/64998-00-013	08/03/23	\$ 3,266,549	\$ -

SFP APPLICATIONS
Modernization Acknowledged Applications Received Past Existing Authority as of December 31, 2024

District	County	Site Name	Application Number	50-04 Date Received	Estimated State Grant (a)	Estimated Financial Hardship (b)
Sanger Unified	Fresno	Lincoln Elementary	57/62414-00-023	08/04/23	\$ 1,998,341	\$ -
Sanger Unified	Fresno	Wilson Elementary	57/62414-00-024	08/04/23	\$ 1,587,589	\$ -
Los Angeles Unified	Los Angeles	Chatsworth Charter High	57/64733-00-787	08/04/23	\$ 3,084,925	\$ -
Saddleback Valley Unified	Orange	Foothill Ranch Elementary	57/73635-00-043	08/07/23	\$ 12,547,828	\$ -
Saugus Union	Los Angeles	Rosedell Elementary	57/64998-00-014	08/08/23	\$ 2,832,373	\$ -
Fowler Unified	Fresno	John Sutter Middle	57/62158-00-008	08/09/23	\$ 4,008,267	\$ -
Romoland Elementary	Riverside	Harvest Valley Elementary	57/67231-00-004	08/09/23	\$ 2,502,566	\$ -
Elk Grove Unified	Sacramento	Elk Grove High	57/67314-00-040	08/09/23	\$ 6,947,875	\$ -
Snowline Joint Unified	San Bernardino	Pinon Mesa Middle	57/73957-00-008	08/14/23	\$ 5,696,765	\$ 3,797,843
Los Angeles Unified	Los Angeles	One Hundred Fifty-Sixth Street Elementary	57/64733-33-024	08/16/23	\$ 153,984	\$ -
Roseville Joint Union High	Placer	Granite Bay High	57/66928-00-008	08/16/23	\$ 3,124,732	\$ -
Sutter Union High	Sutter	Butte View High	57/71449-00-002	08/17/23	\$ 82,382	\$ 54,921
Los Angeles Unified	Los Angeles	Paul Revere Charter Middle	57/64733-21-037	08/18/23	\$ 1,320,665	\$ -
Monterey Peninsula Unified	Monterey	J. C. Crumpton Elementary	57/66092-00-045	08/18/23	\$ 737,296	\$ -
Los Angeles Unified	Los Angeles	Venice Senior High	57/64733-00-788	08/23/23	\$ 8,494,608	\$ -
Lowell Joint	Orange	Rancho-Starbuck Intermediate	57/64766-00-006	08/24/23	\$ 6,981,766	\$ -
Long Beach Unified	Los Angeles	Birney Elementary	57/64725-00-056	08/25/23	\$ 6,173,097	\$ -
Liberty Union High	Contra Costa	Liberty High	57/61721-00-006	08/28/23	\$ 10,352,277	\$ -
Los Angeles Unified	Los Angeles	Millikan Midsite	57/64733-00-789	08/28/23	\$ 5,549,744	\$ -
Los Angeles Unified	Los Angeles	Belmont Senior High	57/64733-11-016	08/28/23	\$ 5,853,097	\$ -
Fallbrook Union High	San Diego	Ivy High (Continuation)	57/68122-00-003	08/29/23	\$ 1,120,216	\$ -
Encinitas Union Elementary	San Diego	Ocean Knoll Elementary	57/68080-00-010	08/30/23	\$ 922,570	\$ -
Los Angeles Unified	Los Angeles	First Street Elementary	57/64733-00-790	08/31/23	\$ 339,185	\$ -
Santa Ynez Valley Union High	Santa Barbara	Santa Ynez Valley Union High	57/69328-00-004	08/31/23	\$ 2,224,667	\$ -
Hueneme Elementary	Ventura	Art Haycox Elementary	57/72462-00-011	09/05/23	\$ 3,217,155	\$ -
Hueneme Elementary	Ventura	Julien Hathaway Elementary	57/72462-00-012	09/05/23	\$ 2,712,663	\$ -
Hueneme Elementary	Ventura	E. O. Green Junior High	57/72462-00-013	09/05/23	\$ 1,485,671	\$ -
Hueneme Elementary	Ventura	Ansgar Larsen Elementary	57/72462-00-014	09/05/23	\$ 2,204,141	\$ -
Hueneme Elementary	Ventura	Parkview Elementary	57/72462-00-015	09/05/23	\$ 1,931,062	\$ -
Long Beach Unified	Los Angeles	Emerson Parkside Academy	57/64725-00-057	09/06/23	\$ 1,299,606	\$ -
Kern County Office of Education	Kern	Claude W. Richardson Center	57/10157-00-001	09/08/23	\$ 2,203,188	\$ -
Castro Valley Unified	Alameda	Stanton Elementary	57/61150-00-039	09/08/23	\$ 464,430	\$ -
Wheatland Union High	Yuba	Wheatland Union High	57/72769-00-004	09/08/23	\$ 3,249,771	\$ -
Encinitas Union Elementary	San Diego	La Costa Heights Elementary	57/68080-00-011	09/11/23	\$ 4,269,864	\$ -
Encinitas Union Elementary	San Diego	Flora Vista Elementary	57/68080-00-012	09/11/23	\$ 1,274,904	\$ -
Encinitas Union Elementary	San Diego	Mission Estancia Elementary	57/68080-00-013	09/11/23	\$ 2,868,523	\$ -
Los Angeles Unified	Los Angeles	Hooper Avenue Elementary	57/64733-00-791	09/14/23	\$ 3,146,167	\$ -
Los Angeles Unified	Los Angeles	John F. Kennedy High	57/64733-00-792	09/14/23	\$ 21,141,957	\$ -
Compton Unified	Los Angeles	Compton High	57/73437-01-045	09/14/23	\$ 819,525	\$ -
Pleasanton Unified	Alameda	Henry P. Mohr Elementary	57/75101-00-020	09/15/23	\$ 1,049,800	\$ -
Pleasanton Unified	Alameda	Walnut Grove Elementary	57/75101-00-021	09/15/23	\$ 585,286	\$ -
Los Angeles Unified	Los Angeles	Rudecinda Sepulveda Dodson Middle	57/64733-20-026	09/19/23	\$ 7,637,674	\$ -
Pleasanton Unified	Alameda	Harvest Park Middle	57/75101-00-022	09/19/23	\$ 1,262,968	\$ -
El Rancho Unified	Los Angeles	El Rancho High	57/64527-00-017	09/20/23	\$ 2,417,247	\$ -

SFP APPLICATIONS
Modernization Acknowledged Applications Received Past Existing Authority as of December 31, 2024

District	County	Site Name	Application Number	50-04 Date Received	Estimated State Grant (a)	Estimated Financial Hardship (b)
San Leandro Unified	Alameda	John Muir Middle	57/61291-00-028	09/21/23	\$ 431,416	\$ -
Templeton Unified	San Luis Obispo	Templeton High	57/68841-00-007	09/25/23	\$ 750,950	\$ -
Vallejo City Unified	Solano	Annie Pennycook Elementary	57/70581-00-026	09/25/23	\$ 476,165	\$ -
Vallejo City Unified	Solano	Federal Terrace Elementary	57/70581-00-027	09/25/23	\$ 452,945	\$ -
Vallejo City Unified	Solano	Johnston Cooper Elementary	57/70581-00-028	09/25/23	\$ 1,693,927	\$ -
Vallejo City Unified	Solano	Dan Mini Elementary	57/70581-00-029	09/25/23	\$ 2,840,893	\$ -
Los Angeles Unified	Los Angeles	University High School Charter	57/64733-21-038	09/27/23	\$ 3,568,880	\$ -
Los Angeles Unified	Los Angeles	Grand View Boulevard Elementary	57/64733-00-793	09/29/23	\$ 3,083,406	\$ -
Palm Springs Unified	Riverside	Della S. Lindley Elementary	57/67173-00-014	10/03/23	\$ 4,931,233	\$ -
Los Angeles Unified	Los Angeles	Robert F. Kennedy Elementary	57/64733-00-794	10/04/23	\$ 4,301,306	\$ -
Ukiah Unified	Mendocino	Pomolita Middle	57/65615-00-011	10/04/23	\$ 3,192,858	\$ -
Ukiah Unified	Mendocino	South Valley High	57/65615-00-012	10/04/23	\$ 1,521,639	\$ -
Pierce Joint Unified	Colusa	Pierce High	57/61614-00-010	10/05/23	\$ 1,844,997	\$ -
Ukiah Unified	Mendocino	Eagle Peak Middle	57/65615-00-013	10/06/23	\$ 2,231,715	\$ -
Los Angeles Unified	Los Angeles	Downtown Business High	57/64733-00-795	10/11/23	\$ 1,872,302	\$ -
Red Bluff Union Elementary	Tehama	Jackson Heights Elementary	57/71621-00-003	10/11/23	\$ 2,333,183	\$ -
Red Bluff Union Elementary	Tehama	William M. Metteer Elementary	57/71621-00-004	10/11/23	\$ 1,298,530	\$ -
Red Bluff Union Elementary	Tehama	Vista Preparatory Academy	57/71621-00-005	10/11/23	\$ 3,055,438	\$ -
Temecula Valley Unified	Riverside	Chaparral High	57/75192-00-022	10/13/23	\$ 9,321,701	\$ -
Val Verde Unified	Riverside	Vista Verde Middle	57/75242-00-014	10/13/23	\$ 1,437,270	\$ -
Novato Unified	Marin	Novato High	57/65417-00-031	10/16/23	\$ 600,562	\$ -
Novato Unified	Marin	Lu Sutton Elementary	57/65417-00-032	10/16/23	\$ 396,046	\$ -
Los Angeles Unified	Los Angeles	Sunland Elementary	57/64733-00-796	10/18/23	\$ 1,149,668	\$ -
Greenfield Union Elementary	Monterey	Oak Avenue Elementary	57/66035-00-006	10/18/23	\$ 1,359,206	\$ -
Martinez Unified	Contra Costa	John Swett Elementary	57/61739-00-013	10/19/23	\$ 1,570,807	\$ -
Fontana Unified	San Bernardino	Sequoia Middle	57/67710-00-029	10/19/23	\$ 1,761,468	\$ -
Beverly Hills Unified	Los Angeles	Beverly Hills High	57/64311-00-008	10/20/23	\$ 590,432	\$ -
Chico Unified	Butte	McManus (John A.) Elementary	57/61424-00-012	10/23/23	\$ 3,544,236	\$ -
Beverly Hills Unified	Los Angeles	Beverly Vista Middle	57/64311-00-009	10/26/23	\$ 1,236,723	\$ -
Los Angeles Unified	Los Angeles	Paseo del Rey Fundamental	57/64733-42-021	10/26/23	\$ 1,896,897	\$ -
Santa Rosa High	Sonoma	Santa Rosa High	57/70920-00-015	10/27/23	\$ 3,909,074	\$ -
Saucelito Elementary	Tulare	Saucelito Elementary	57/72108-00-001	10/27/23	\$ 61,164	\$ 40,776
Alameda Unified	Alameda	Amelia Earhart Elementary	57/61119-00-026	10/30/23	\$ 844,135	\$ -
Azusa Unified	Los Angeles	Center Middle	57/64279-00-031	10/30/23	\$ 2,378,515	\$ -
Fountain Valley Elementary	Orange	Plavan (Urbain H.) Elementary	57/66498-00-022	10/30/23	\$ 1,981,595	\$ -
Santa Rosa Elementary	Sonoma	Brook Hill Elementary	57/70912-00-012	10/30/23	\$ 1,166,636	\$ -
Los Angeles Unified	Los Angeles	Griffith Junior High School Magnet	57/64733-00-797	10/31/23	\$ 802,408	\$ -
Fresno Unified	Fresno	Yosemite Middle	57/62166-00-150	11/06/23	\$ 2,442,457	\$ -
El Rancho Unified	Los Angeles	Rio Vista Elementary	57/64527-00-018	11/08/23	\$ 416,644	\$ -
Lynwood Unified	Los Angeles	Rosa Parks Elementary	57/64774-00-018	11/08/23	\$ 695,448	\$ -
Lynwood Unified	Los Angeles	Mark Twain Elementary	57/64774-00-019	11/08/23	\$ 1,066,904	\$ -
El Rancho Unified	Los Angeles	North Park Academy of the Arts	57/64527-00-019	11/09/23	\$ 1,757,869	\$ -
Los Angeles Unified	Los Angeles	Taft Charter High	57/64733-00-798	11/09/23	\$ 15,964,764	\$ -
Los Angeles Unified	Los Angeles	Woodlake Avenue Elementary	57/64733-00-799	11/09/23	\$ 2,695,889	\$ -

SFP APPLICATIONS
Modernization Acknowledged Applications Received Past Existing Authority as of December 31, 2024

District	County	Site Name	Application Number	50-04 Date Received	Estimated State Grant (a)	Estimated Financial Hardship (b)
Santa Ana Unified	Orange	Jefferson Elementary	57/66670-00-070	11/09/23	\$ 1,805,345	\$ -
Los Angeles Unified	Los Angeles	Balboa Gifted/High Ability Magnet Elementary	57/64733-00-800	11/13/23	\$ 894,338	\$ -
Benicia Unified	Solano	Benicia High	57/70524-00-023	11/14/23	\$ 3,516,129	\$ -
El Rancho Unified	Los Angeles	Rivera Middle	57/64527-00-020	11/15/23	\$ 1,994,551	\$ -
Mill Valley Elementary	Marin	Strawberry Point Elementary	57/65391-00-010	11/16/23	\$ 734,372	\$ -
Moreno Valley Unified	Riverside	Valley View High	57/67124-00-030	11/16/23	\$ 25,711,427	\$ -
Moreno Valley Unified	Riverside	Box Springs Elementary	57/67124-00-031	11/16/23	\$ 184,697	\$ -
Moreno Valley Unified	Riverside	Sugar Hill Elementary	57/67124-00-032	11/16/23	\$ 4,445,489	\$ -
Santa Rosa High	Sonoma	Maria Carrillo High	57/70920-00-016	11/16/23	\$ 4,961,408	\$ -
Pleasanton Unified	Alameda	Donlon Elementary	57/75101-00-023	11/16/23	\$ 832,752	\$ -
Pleasanton Unified	Alameda	Harvest Park Middle	57/75101-00-024	11/16/23	\$ 462,792	\$ -
Los Angeles Unified	Los Angeles	Andasol Avenue Elementary	57/64733-00-801	11/17/23	\$ 962,271	\$ -
Siskiyou Union High	Siskiyou	Mount Shasta High	57/70466-00-004	11/20/23	\$ 1,141,342	\$ -
Siskiyou Union High	Siskiyou	Weed High	57/70466-00-005	11/20/23	\$ 1,154,394	\$ -
Los Angeles Unified	Los Angeles	Fair Avenue Elementary	57/64733-22-016	11/21/23	\$ 1,803,265	\$ -
Lynwood Unified	Los Angeles	Janie P. Abbott Elementary	57/64774-00-020	11/21/23	\$ 1,174,953	\$ -
Lynwood Unified	Los Angeles	Will Rogers Elementary	57/64774-00-021	11/21/23	\$ 2,875,684	\$ -
El Rancho Unified	Los Angeles	Valencia Academy of the Arts	57/64527-00-021	11/22/23	\$ 833,288	\$ -
Los Angeles Unified	Los Angeles	Thomas Starr King Middle School Film and Media	57/64733-00-802	11/22/23	\$ 2,382,521	\$ -
Los Angeles Unified	Los Angeles	Second Street Elementary	57/64733-00-803	11/28/23	\$ 636,900	\$ -
Anaheim Union High	Orange	Orangeview Junior High	57/66431-07-002	11/29/23	\$ 7,413,986	\$ -
Mt. Diablo Unified	Contra Costa	Ayers Elementary	57/61754-00-097	11/30/23	\$ 547,893	\$ -
Mt. Diablo Unified	Contra Costa	Sequoia Elementary	57/61754-00-098	11/30/23	\$ 133,683	\$ -
Mt. Diablo Unified	Contra Costa	Sun Terrace Elementary	57/61754-00-099	11/30/23	\$ 549,138	\$ -
Mt. Diablo Unified	Contra Costa	Valley View Middle	57/61754-00-100	11/30/23	\$ 270,227	\$ -
Anaheim Union High	Orange	Cypress High	57/66431-08-001	12/06/23	\$ 6,930,180	\$ -
Los Angeles Unified	Los Angeles	Albion Street Elementary	57/64733-00-804	12/07/23	\$ 1,288,082	\$ -
San Lorenzo Valley Unified	Santa Cruz	SLVUSD Charter	57/69807-00-005	12/08/23	\$ 800,489	\$ -
Millville Elementary	Shasta	Millville Elementary	57/70052-00-004	12/08/23	\$ 8,875	\$ 5,916
Fontana Unified	San Bernardino	Oleander Elementary	57/67710-00-030	12/11/23	\$ 1,241,353	\$ -
Alhambra Unified	Los Angeles	Garfield Elementary	57/75713-00-037	12/12/23	\$ 5,425,980	\$ -
Hueneme Elementary	Ventura	Sunkist Elementary	57/72462-00-016	12/13/23	\$ 1,965,916	\$ -
Hueneme Elementary	Ventura	Hollywood Beach Elementary	57/72462-00-017	12/13/23	\$ 714,248	\$ -
West Contra Costa Unified	Contra Costa	Lake Elementary	57/61796-00-056	12/14/23	\$ 3,027,337	\$ -
West Contra Costa Unified	Contra Costa	Hercules High	57/61796-00-057	12/14/23	\$ 2,397,009	\$ -
West Contra Costa Unified	Contra Costa	Hercules Middle	57/61796-00-058	12/14/23	\$ 2,512,365	\$ -
Tehama County Department of Education	Tehama	Gerber Elementary	57/10520-00-001	12/15/23	\$ 130,923	\$ 87,282
Palo Alto Unified	Santa Clara	Palo Verde Elementary	57/69641-00-034	12/20/23	\$ 732,592	\$ -
Palo Alto Unified	Santa Clara	Ellen Fletcher Middle	57/69641-00-035	12/20/23	\$ 1,113,846	\$ -
Colton Joint Unified	San Bernardino	Terrace Hills Middle	57/67686-00-028	12/26/23	\$ 2,877,321	\$ -
Capistrano Unified	Orange	Dana Hills High	57/66464-00-029	01/02/24	\$ 13,307,712	\$ -
Hueneme Elementary	Ventura	Richard Bard Elementary	57/72462-00-018	01/03/24	\$ 992,010	\$ -
Fremont Union High	Santa Clara	Homestead High	57/69468-00-020	01/09/24	\$ 3,071,357	\$ -
Temecula Valley Unified	Riverside	Chaparral High	57/75192-00-023	01/09/24	\$ 5,415,464	\$ -

SFP APPLICATIONS
Modernization Acknowledged Applications Received Past Existing Authority as of December 31, 2024

District	County	Site Name	Application Number	50-04 Date Received	Estimated State Grant (a)	Estimated Financial Hardship (b)
Murrieta Valley Unified	Riverside	Avaxat Elementary	57/75200-00-013	01/12/24	\$ 633,127	\$ -
Murrieta Valley Unified	Riverside	Alta Murrieta Elementary	57/75200-00-014	01/12/24	\$ 1,139,604	\$ -
Vacaville Unified	Solano	Alamo Elementary	57/70573-00-020	01/15/24	\$ 3,297,274	\$ -
Los Angeles Unified	Los Angeles	Thomas Starr King Middle School Film and Media	57/64733-00-805	01/16/24	\$ 2,366,078	\$ -
Los Angeles Unified	Los Angeles	Alexandria Avenue Elementary	57/64733-00-806	01/16/24	\$ 953,663	\$ -
Delphic Elementary	Siskiyou	Delphic Elementary	57/70227-00-001	01/16/24	\$ 45,645	\$ 30,430
Los Angeles Unified	Los Angeles	Norwood Street Elementary	57/64733-00-807	01/17/24	\$ 4,762,209	\$ -
Middletown Unified	Lake	Coyote Valley Elementary	57/64055-00-004	01/18/24	\$ 1,390,315	\$ -
Waterford Unified	Stanislaus	Richard M. Moon Primary	57/75572-00-007	01/19/24	\$ 4,013,253	\$ -
Flournoy Union Elementary	Tehama	Flournoy Elementary	57/71530-00-001	01/22/24	\$ 41,763	\$ 27,842
Fresno Unified	Fresno	Addams Elementary	57/62166-00-151	01/25/24	\$ 1,505,136	\$ -
Newman-Crows Landing Unified	Stanislaus	Orestimba High	57/73601-00-005	01/25/24	\$ 1,432,425	\$ -
Los Angeles Unified	Los Angeles	Annandale Elementary	57/64733-00-808	01/26/24	\$ 1,473,555	\$ -
Fremont Unified	Alameda	William Hopkins Junior High	57/61176-00-057	01/29/24	\$ 1,017,944	\$ -
Chula Vista Elementary	San Diego	Allen (Ella B.) Elementary	57/68023-00-021	01/30/24	\$ 3,190,075	\$ -
Chula Vista Elementary	San Diego	Vista Square Elementary	57/68023-00-022	01/30/24	\$ 2,233,053	\$ -
Mammoth Unified	Mono	Mammoth High	57/73692-00-003	01/31/24	\$ 321,989	\$ -
Red Bluff Union Elementary	Tehama	Vista Preparatory Academy	57/71621-00-006	02/01/24	\$ 4,316,865	\$ -
Red Bluff Union Elementary	Tehama	William M. Metteer Elementary	57/71621-00-007	02/01/24	\$ 3,220,508	\$ -
Red Bluff Union Elementary	Tehama	Jackson Heights Elementary	57/71621-00-008	02/01/24	\$ 3,358,217	\$ -
Washington Unified	Fresno	West Fresno Elementary	57/76778-00-005	02/01/24	\$ 1,068,504	\$ -
Los Angeles Unified	Los Angeles	Emerson (Ralph Waldo) Junior M	57/64733-21-039	02/05/24	\$ 641,170	\$ -
Snowline Joint Unified	San Bernardino	Phelan Elementary	57/73957-00-005	02/05/24	\$ 6,658,638	\$ -
Alhambra Unified	Los Angeles	Mark Keppel High	57/75713-00-038	02/05/24	\$ 3,759,536	\$ -
Alhambra Unified	Los Angeles	Alhambra High	57/75713-00-039	02/05/24	\$ 13,898,152	\$ -
Le Grand Union Elementary	Merced	Le Grand Elementary	57/65722-00-003	02/06/24	\$ 391,338	\$ 260,892
Hayward Unified	Alameda	Fairview Elementary	57/61192-00-010	02/07/24	\$ 3,374,810	\$ -
Hayward Unified	Alameda	Glassbrook Elementary	57/61192-00-011	02/07/24	\$ 3,024,191	\$ -
Hayward Unified	Alameda	Martin Luther King, Jr. Middle	57/61192-00-012	02/07/24	\$ 4,514,850	\$ -
Hayward Unified	Alameda	Tyrrell Elementary	57/61192-00-013	02/07/24	\$ 3,639,030	\$ -
Hayward Unified	Alameda	Park Elementary	57/61192-00-014	02/07/24	\$ 3,151,794	\$ -
Hayward Unified	Alameda	Hayward High	57/61192-00-015	02/07/24	\$ 15,819,567	\$ -
Hayward Unified	Alameda	Tennyson High	57/61192-00-016	02/07/24	\$ 12,937,708	\$ -
Hayward Unified	Alameda	Eldridge Elementary	57/61192-00-017	02/07/24	\$ 1,807,505	\$ -
Hayward Unified	Alameda	Cesar Chavez Middle	57/61192-00-018	02/07/24	\$ 3,246,511	\$ -
Hayward Unified	Alameda	Southgate Elementary	57/61192-00-019	02/07/24	\$ 3,898,272	\$ -
Hayward Unified	Alameda	Eden Gardens Elementary	57/61192-00-020	02/07/24	\$ 3,068,852	\$ -
Hayward Unified	Alameda	Ruus Elementary	57/61192-00-021	02/07/24	\$ 2,418,077	\$ -
Hayward Unified	Alameda	Schafer Park Elementary	57/61192-00-022	02/07/24	\$ 4,096,056	\$ -
Los Angeles Unified	Los Angeles	San Gabriel Avenue Elementary	57/64733-00-809	02/07/24	\$ 1,587,781	\$ -
Anderson Valley Unified	Mendocino	Anderson Valley Junior-Senior High	57/65540-00-005	02/07/24	\$ 600,372	\$ -
Hayward Unified	Alameda	Brenkwitz High	57/61192-00-007	02/08/24	\$ 1,547,920	\$ -
Hayward Unified	Alameda	Burbank Elementary	57/61192-00-008	02/08/24	\$ 3,416,845	\$ -
Hayward Unified	Alameda	East Avenue Elementary	57/61192-00-009	02/08/24	\$ 1,807,505	\$ -

SFP APPLICATIONS
Modernization Acknowledged Applications Received Past Existing Authority as of December 31, 2024

District	County	Site Name	Application Number	50-04 Date Received	Estimated State Grant (a)	Estimated Financial Hardship (b)
Los Angeles Unified	Los Angeles	Erwin Elementary	57/64733-00-810	02/08/24	\$ 2,990,311	\$ -
Los Angeles Unified	Los Angeles	Charles Leroy Lowman Special Education	57/64733-00-811	02/08/24	\$ 1,917,876	\$ -
Castle Rock Union Elementary	Shasta	Castle Rock Elementary	57/69922-00-002	02/08/24	\$ 75,539	\$ 50,359
Visalia Unified	Tulare	Redwood High	57/72256-00-039	02/08/24	\$ 5,255,670	\$ -
Campbell Union High	Santa Clara	Westmont High	57/69401-00-027	02/09/24	\$ 965,178	\$ -
Lynwood Unified	Los Angeles	Washington Elementary	57/64774-00-022	02/14/24	\$ 1,721,061	\$ -
Wilsona Elementary	Los Angeles	Vista San Gabriel Elementary	57/65151-00-003	02/15/24	\$ 4,656,489	\$ -
Tulare City	Tulare	Maple Elementary	57/72231-00-008	02/15/24	\$ 987,711	\$ -
Fontana Unified	San Bernardino	Palmetto Elementary	57/67710-00-031	02/21/24	\$ 1,548,431	\$ -
El Rancho Unified	Los Angeles	Birney Tech Academy	57/64527-00-022	02/23/24	\$ 225,131	\$ -
Saddleback Valley Unified	Orange	Robinson Elementary	57/73635-00-044	02/23/24	\$ 6,088,356	\$ -
Vacaville Unified	Solano	Sierra Vista Elementary	57/70573-00-021	02/27/24	\$ 1,212,050	\$ -
Pittsburg Unified	Contra Costa	Parkside Elementary	57/61788-00-015	03/04/24	\$ 3,885,927	\$ -
Pittsburg Unified	Contra Costa	Pittsburg Senior High	57/61788-00-016	03/04/24	\$ 39,357,439	\$ -
Yreka Union High	Siskiyou	Yreka High	57/70516-00-005	03/05/24	\$ 3,496,268	\$ -
Tulare City	Tulare	Garden Elementary	57/72231-00-009	03/06/24	\$ 1,020,315	\$ -
Saint Helena Unified	Napa	Saint Helena Primary	57/66290-00-005	03/07/24	\$ 537,701	\$ -
Val Verde Unified	Riverside	Mead Valley Elementary	57/75242-00-016	03/12/24	\$ 557,508	\$ -
Val Verde Unified	Riverside	Tomas Rivera Middle	57/75242-00-017	03/12/24	\$ 1,373,397	\$ -
San Bernardino City Unified	San Bernardino	Sierra High	57/67876-00-123	03/13/24	\$ 4,096,904	\$ -
Sausalito Marin City	Marin	Martin Luther King, Jr., Academy	57/65474-00-002	03/14/24	\$ 988,217	\$ -
Albany City Unified	Alameda	Cornell Elementary	57/61127-00-008	03/15/24	\$ 1,734,546	\$ -
Wilsona Elementary	Los Angeles	Challenger Middle	57/65151-00-004	03/20/24	\$ 6,682,198	\$ -
Moreno Valley Unified	Riverside	Canyon Springs High	57/67124-00-033	03/21/24	\$ 7,131,205	\$ -
New Haven Unified	Alameda	Hillview Crest Elementary	57/61242-00-010	03/22/24	\$ 2,934,869	\$ -
Palm Springs Unified	Riverside	Nellie N. Coffman Middle	57/67173-00-015	03/22/24	\$ 1,767,322	\$ -
Manteca Unified	San Joaquin	Neil Hafley Elementary	57/68593-00-017	03/25/24	\$ 921,677	\$ -
El Monte Union High	Los Angeles	El Monte High	57/64519-00-006	03/26/24	\$ 3,503,780	\$ -
Lawndale Elementary	Los Angeles	Will Rogers Middle	57/64691-00-018	03/26/24	\$ 3,504,719	\$ -
Hemet Unified	Riverside	West Valley High	57/67082-00-015	03/27/24	\$ 1,077,493	\$ -
Hemet Unified	Riverside	Hemet High	57/67082-00-016	03/27/24	\$ 3,553,024	\$ -
Greenfield Union	Kern	Greenfield Middle	57/63503-00-012	03/28/24	\$ 2,673,425	\$ 1,782,283
Jefferson Union High	San Mateo	Oceana High	57/68924-00-010	03/28/24	\$ 374,506	\$ -
Napa Valley Unified	Napa	American Canyon Middle	57/66266-00-044	03/29/24	\$ 4,071,676	\$ -
Folsom-Cordova Unified	Sacramento	Folsom Middle	57/67330-21-010	04/01/24	\$ 9,915,860	\$ -
Kings County Office of Education	Kings	Lincoln Elementary	57/10165-00-004	04/02/24	\$ 80,380	\$ 53,587
Saugus Union	Los Angeles	Cedarcreek Elementary	57/64998-00-015	04/02/24	\$ 1,633,732	\$ -
Ducor Union Elementary	Tulare	Ducor Union Elementary	57/71894-00-002	04/02/24	\$ 223,634	\$ 149,089
Konocti Unified	Lake	Obsidian Middle	57/64022-00-018	04/05/24	\$ 873,339	\$ -
Acalanes Union High	Contra Costa	Las Lomas High	57/61630-00-008	04/08/24	\$ 2,661,903	\$ -
Acalanes Union High	Contra Costa	Miramonte High	57/61630-00-009	04/08/24	\$ 1,459,851	\$ -
Kings County Office of Education	Kings	Armona Elementary	57/10165-00-005	04/09/24	\$ 22,966	\$ 15,310
Lynwood Unified	Los Angeles	Lindbergh Elementary	57/64774-00-023	04/11/24	\$ 1,409,398	\$ -
Long Beach Unified	Los Angeles	Avalon K-12	57/64725-00-058	04/12/24	\$ 3,601,143	\$ -

SFP APPLICATIONS
Modernization Acknowledged Applications Received Past Existing Authority as of December 31, 2024

District	County	Site Name	Application Number	50-04 Date Received	Estimated State Grant (a)	Estimated Financial Hardship (b)
Saint Helena Unified	Napa	Robert Louis Stevenson Intermediate	57/66290-00-006	04/12/24	\$ 3,329,611	\$ -
Semitropic Elementary	Kern	Semitropic Elementary	57/63768-00-002	04/15/24	\$ 30,058	\$ 20,039
Beverly Hills Unified	Los Angeles	Beverly Vista Middle	57/64311-00-010	04/15/24	\$ 3,508,908	\$ -
Anaheim Union High	Orange	Western High	57/66431-07-003	04/15/24	\$ 5,170,035	\$ -
Manteca Unified	San Joaquin	Sierra High	57/68593-00-018	04/15/24	\$ 875,945	\$ -
Manteca Unified	San Joaquin	McParland (George) Elementary	57/68593-00-019	04/16/24	\$ 6,438,816	\$ -
Hayward Unified	Alameda	Bret Harte Middle	57/61192-00-023	04/17/24	\$ 3,670,848	\$ -
Hayward Unified	Alameda	Longwood Elementary	57/61192-00-024	04/17/24	\$ 3,394,240	\$ -
Hayward Unified	Alameda	Palma Ceia Elementary	57/61192-00-025	04/17/24	\$ 3,056,092	\$ -
Durham Unified	Butte	Durham Intermediate	57/61432-00-003	04/17/24	\$ 2,079,663	\$ -
El Monte Union High	Los Angeles	Mountain View High	57/64519-00-007	04/17/24	\$ 1,667,215	\$ -
Novato Unified	Marin	Hamilton Meadow Park Elementary	57/65417-00-033	04/17/24	\$ 1,633,447	\$ -
Novato Unified	Marin	San Marin High	57/65417-00-034	04/17/24	\$ 835,534	\$ -
Parlier Unified	Fresno	Parlier High	57/62364-00-013	04/18/24	\$ 6,572,710	\$ -
Gridley Unified	Butte	Gridley High	57/75507-00-006	04/18/24	\$ 4,476,843	\$ -
Saugus Union	Los Angeles	Plum Canyon Elementary	57/64998-00-016	04/23/24	\$ 5,416,747	\$ -
French Gulch-Whiskeytown Elementary	Shasta	French Gulch-Whiskeytown Elementary	57/69997-00-001	04/25/24	\$ 240,064	\$ -
Folsom-Cordova Unified	Sacramento	Gold Ridge Elementary	57/67330-00-012	04/29/24	\$ 3,877,955	\$ -
Forestville Union Elementary	Sonoma	Forestville Elementary	57/70680-00-002	04/30/24	\$ 1,510,556	\$ -
Duarte Unified	Los Angeles	Duarte High	57/64469-00-016	05/01/24	\$ 3,157,570	\$ -
Simi Valley Unified	Ventura	Santa Susana High	57/72603-00-037	05/02/24	\$ 6,045,235	\$ -
El Monte Union High	Los Angeles	El Monte High	57/64519-00-008	05/06/24	\$ 3,093,022	\$ -
Jefferson Union High	San Mateo	Jefferson High	57/68924-00-011	05/06/24	\$ 8,040,163	\$ -
Jefferson Union High	San Mateo	Terra Nova High	57/68924-00-012	05/06/24	\$ 3,046,798	\$ -
Hueneme Elementary	Ventura	Hueneme Elementary	57/72462-00-019	05/06/24	\$ 3,277,648	\$ -
Hueneme Elementary	Ventura	Sunkist Elementary	57/72462-00-020	05/06/24	\$ 745,494	\$ -
Roseville Joint Union High	Placer	Oakmont High	57/66928-00-009	05/08/24	\$ 1,267,795	\$ -
Roseville Joint Union High	Placer	Woodcreek High	57/66928-00-010	05/08/24	\$ 1,545,649	\$ -
Chino Valley Unified	San Bernardino	Hidden Trails Elementary	57/67678-00-038	05/08/24	\$ 784,814	\$ -
Pomona Unified	Los Angeles	La Verne Science and Technology Charter	57/64907-00-054	05/10/24	\$ 1,497,730	\$ -
Pacific Elementary	Santa Cruz	Pacific Elementary	57/69781-00-001	05/10/24	\$ 1,354,324	\$ 902,883
William S. Hart Union High	Los Angeles	William S. Hart High	57/65136-00-014	05/13/24	\$ 3,834,269	\$ -
William S. Hart Union High	Los Angeles	Saugus High	57/65136-00-015	05/13/24	\$ 1,482,891	\$ -
San Juan Unified	Sacramento	Mariemont Elementary	57/67447-00-088	05/13/24	\$ 3,770,648	\$ -
San Juan Unified	Sacramento	Sierra Oaks K-8	57/67447-00-089	05/13/24	\$ 1,726,825	\$ -
Cutler-Orosi Joint Unified	Tulare	Orosi High	57/71860-00-014	05/13/24	\$ 5,045,443	\$ 3,363,629
Middletown Unified	Lake	Middletown High	57/64055-00-005	05/14/24	\$ 743,650	\$ -
Pomona Unified	Los Angeles	Emerson Middle	57/64907-00-055	05/16/24	\$ 1,763,835	\$ -
Greenfield Union	Kern	Leon H. Ollivier Middle	57/63503-00-013	05/17/24	\$ 3,769,899	\$ -
Manteca Unified	San Joaquin	New Haven Elementary	57/68593-00-020	05/20/24	\$ 786,049	\$ -
Manteca Unified	San Joaquin	East Union High	57/68593-00-021	05/20/24	\$ 8,104,373	\$ -
William S. Hart Union High	Los Angeles	Valencia High	57/65136-00-016	05/21/24	\$ 3,109,605	\$ -
Lemon Grove	San Diego	San Miguel Elementary	57/68205-00-011	05/21/24	\$ 1,187,773	\$ -
Manteca Unified	San Joaquin	Nile Garden Elementary	57/68593-00-022	05/21/24	\$ 5,076,021	\$ -

SFP APPLICATIONS
Modernization Acknowledged Applications Received Past Existing Authority as of December 31, 2024

District	County	Site Name	Application Number	50-04 Date Received	Estimated State Grant (a)	Estimated Financial Hardship (b)
Fontana Unified	San Bernardino	West Randall Elementary	57/67710-00-032	05/22/24	\$ 1,484,436	\$ -
Fallbrook Union High	San Diego	Fallbrook High	57/68122-00-004	05/22/24	\$ 16,521,287	\$ -
Pond Union Elementary	Kern	Pond Elementary	57/63719-00-001	05/23/24	\$ 262,227	\$ 174,818
Los Angeles Unified	Los Angeles	Abraham Lincoln Senior High	57/64733-08-009	05/24/24	\$ 5,034,667	\$ -
Mill Valley Elementary	Marin	Edna Maguire Elementary	57/65391-00-011	05/28/24	\$ 926,360	\$ -
Palm Springs Unified	Riverside	Desert Learning Academy	57/67173-00-016	05/28/24	\$ 3,414,378	\$ -
Simi Valley Unified	Ventura	Simi Valley High	57/72603-00-038	05/28/24	\$ 3,748,046	\$ -
Vineland Elementary	Kern	Vineland Elementary	57/63834-00-003	05/29/24	\$ 311,060	\$ 207,373
Vineland Elementary	Kern	Sunset	57/63834-00-004	05/29/24	\$ 296,228	\$ 197,485
Downey Unified	Los Angeles	Doty (Wendy Lopour) Middle	57/64451-00-041	05/29/24	\$ 1,095,892	\$ -
Lynwood Unified	Los Angeles	Lynwood High	57/64774-00-024	05/29/24	\$ 3,260,471	\$ -
Forestville Union Elementary	Sonoma	Forestville Elementary	57/70680-00-003	05/29/24	\$ 2,518,003	\$ -
Piner-Olivet Union Elementary	Sonoma	Olivet Elementary	57/70870-00-005	05/29/24	\$ 802,069	\$ -
Sundale Union Elementary	Tulare	Sundale Elementary	57/72173-00-003	05/29/24	\$ 234,308	\$ 156,205
Elk Grove Unified	Sacramento	James Rutter Middle	57/67314-00-041	05/30/24	\$ 1,255,601	\$ -
Los Nietos	Los Angeles	Aeolian Elementary	57/64758-00-011	05/31/24	\$ 6,393,454	\$ -
Elk Grove Unified	Sacramento	Pleasant Grove Elementary	57/67314-00-042	06/03/24	\$ 978,830	\$ -
Perris Elementary	Riverside	Perris Elementary	57/67199-00-006	06/04/24	\$ 5,272,533	\$ -
Elk Grove Unified	Sacramento	Isabelle Jackson Elementary	57/67314-00-043	06/05/24	\$ 2,480,163	\$ -
Long Beach Unified	Los Angeles	Gompers Elementary	57/64725-00-059	06/07/24	\$ 5,768,462	\$ -
Long Beach Unified	Los Angeles	Stanford Middle	57/64725-00-060	06/11/24	\$ 1,870,286	\$ -
Pomona Unified	Los Angeles	Ganesha High	57/64907-00-056	06/12/24	\$ 3,424,380	\$ -
San Bruno Park Elementary	San Mateo	Allen (Decima M.) Elementary	57/69013-00-009	06/12/24	\$ 4,211,221	\$ -
Vacaville Unified	Solano	Jean Callison Elementary	57/70573-00-022	06/13/24	\$ 1,537,616	\$ -
Vacaville Unified	Solano	Browns Valley Elementary	57/70573-00-023	06/13/24	\$ 1,515,009	\$ -
Vacaville Unified	Solano	Cooper Elementary	57/70573-00-024	06/13/24	\$ 1,268,706	\$ -
Santa Rosa Elementary	Sonoma	Luther Burbank Elementary	57/70912-00-013	06/13/24	\$ 2,079,903	\$ -
Calistoga Joint Unified	Napa	Calistoga Elementary	57/66241-00-004	06/20/24	\$ 1,561,034	\$ -
Anaheim Union High	Orange	Western High	57/66431-07-004	06/20/24	\$ 5,742,973	\$ -
Los Angeles Unified	Los Angeles	Thirty-Second Street USC Performing Arts	57/64733-00-812	06/24/24	\$ 689,422	\$ -
Los Angeles Unified	Los Angeles	Cienega Elementary	57/64733-00-813	06/24/24	\$ 2,801,053	\$ -
Los Angeles Unified	Los Angeles	John Marshall Senior High	57/64733-12-013	06/24/24	\$ 8,447,399	\$ -
Pomona Unified	Los Angeles	Kingsley Elementary	57/64907-00-057	06/24/24	\$ 713,214	\$ -
Pomona Unified	Los Angeles	Alcott Elementary	57/64907-00-058	06/24/24	\$ 1,240,321	\$ -
Pomona Unified	Los Angeles	Kellogg Polytechnic Elementary	57/64907-00-059	06/24/24	\$ 1,518,633	\$ -
Pomona Unified	Los Angeles	Harrison Elementary	57/64907-00-060	06/24/24	\$ 2,140,524	\$ -
Pomona Unified	Los Angeles	Philadelphia Elementary	57/64907-00-061	06/24/24	\$ 813,922	\$ -
Pomona Unified	Los Angeles	Simons Middle	57/64907-00-062	06/24/24	\$ 1,848,017	\$ -
Pomona Unified	Los Angeles	Golden Springs Elementary	57/64907-00-063	06/24/24	\$ 888,951	\$ -
Pomona Unified	Los Angeles	Arroyo Elementary	57/64907-00-065	06/24/24	\$ 780,697	\$ -
Elk Grove Unified	Sacramento	Isabelle Jackson Elementary	57/67314-00-044	06/24/24	\$ 1,868,364	\$ -
Modesto City High	Stanislaus	Thomas Downey High	57/71175-00-004	06/27/24	\$ 2,175,074	\$ -
Hacienda la Puente Unified	Los Angeles	William Workman High	57/73445-00-034	06/27/24	\$ 1,632,759	\$ -
Hacienda la Puente Unified	Los Angeles	Glen A. Wilson High	57/73445-00-035	07/01/24	\$ 2,681,714	\$ -

SFP APPLICATIONS
Modernization Acknowledged Applications Received Past Existing Authority as of December 31, 2024

District	County	Site Name	Application Number	50-04 Date Received	Estimated State Grant (a)	Estimated Financial Hardship (b)
Saugus Union	Los Angeles	Highlands Elementary	57/64998-00-017	07/02/24	\$ 3,745,954	\$ -
Los Angeles Unified	Los Angeles	Academy for Enriched Sciences	57/64733-00-814	07/03/24	\$ 1,874,241	\$ -
Los Angeles Unified	Los Angeles	Langdon Avenue Elementary	57/64733-00-815	07/08/24	\$ 6,860,282	\$ -
Los Angeles Unified	Los Angeles	Ivanhoe Elementary	57/64733-00-816	07/08/24	\$ 1,944,064	\$ -
Los Angeles Unified	Los Angeles	Harbor City Elementary	57/64733-00-817	07/08/24	\$ 1,915,874	\$ -
San Mateo-Foster City	San Mateo	Foster City Elementary	57/69039-00-014	07/08/24	\$ 4,214,401	\$ -
Vista Unified	San Diego	Bobier Elementary	57/68452-00-017	07/09/24	\$ 3,937,478	\$ -
Roseville Joint Union High	Placer	Granite Bay High	57/66928-00-011	07/10/24	\$ 4,379,725	\$ -
Los Angeles Unified	Los Angeles	Johnnie Cochran Jr. Middle	57/64733-00-818	07/15/24	\$ 2,193,744	\$ -
Los Angeles Unified	Los Angeles	Robert Hill Lane Elementary	57/64733-00-819	07/17/24	\$ 1,679,909	\$ -
Rio Bravo-Greeley Union Elementary	Kern	Rio Bravo-Greeley Elementary	57/73544-00-003	07/18/24	\$ 2,041,912	\$ -
East Whittier City Elementary	Los Angeles	East Whittier Middle	57/64485-00-014	07/22/24	\$ 1,872,627	\$ -
Fremont Unified	Alameda	Centerville Junior High	57/61176-00-058	07/25/24	\$ 8,982,793	\$ -
Fremont Unified	Alameda	Thornton Junior High	57/61176-00-059	07/25/24	\$ 11,164,649	\$ -
San Jacinto Unified	Riverside	San Jacinto Leadership Academy - Magnet	57/67249-00-009	07/25/24	\$ 1,199,898	\$ -
Fontana Unified	San Bernardino	Fontana High	57/67710-00-033	07/26/24	\$ 9,893,532	\$ -
Tamalpais Union High	Marin	Archie Williams High	57/65482-00-006	07/29/24	\$ 2,783,339	\$ -
Tamalpais Union High	Marin	Tamalpais High	57/65482-00-007	07/29/24	\$ 2,057,916	\$ -
Los Angeles Unified	Los Angeles	Bandini Street Elementary	57/64733-00-820	07/31/24	\$ 1,643,219	\$ -
Vallejo City Unified	Solano	Glen Cove Elementary	57/70581-00-030	07/31/24	\$ 3,224,387	\$ -
Vallejo City Unified	Solano	Grace Patterson Elementary	57/70581-00-031	07/31/24	\$ 2,048,028	\$ -
Vallejo City Unified	Solano	Joseph H. Wardlaw Elementary	57/70581-00-032	07/31/24	\$ 5,244,483	\$ -
Vallejo City Unified	Solano	Steffan Manor Elementary	57/70581-00-033	07/31/24	\$ 1,194,843	\$ -
Konocti Unified	Lake	East Lake Elementary	57/64022-00-019	08/01/24	\$ 592,728	\$ -
Standard Elementary	Kern	Highland Elementary	57/63792-00-004	08/05/24	\$ 967,094	\$ -
Paradise Unified	Butte	Cedarwood Elementary	57/61531-00-011	08/06/24	\$ 288,465	\$ -
Los Angeles Unified	Los Angeles	Hillside Elementary	57/64733-00-821	08/06/24	\$ 3,084,957	\$ -
San Juan Unified	Sacramento	Arcade Fundamental Middle	57/67447-00-090	08/06/24	\$ 6,434,207	\$ -
Standard Elementary	Kern	Wingland Elementary	57/63792-00-005	08/07/24	\$ 1,414,998	\$ -
Long Beach Unified	Los Angeles	Gant Elementary	57/64725-00-061	08/07/24	\$ 6,868,245	\$ -
Santa Paula Unified	Ventura	Santa Paula High	57/76828-00-007	08/07/24	\$ 9,397,683	\$ -
Los Angeles Unified	Los Angeles	Montara Avenue Elementary	57/64733-00-822	08/08/24	\$ 1,605,657	\$ -
Placerville Union Elementary	El Dorado	Edwin Markham Middle	57/61952-00-004	08/09/24	\$ 243,181	\$ -
Long Beach Unified	Los Angeles	Helen Keller Middle	57/64725-00-062	08/12/24	\$ 487,338	\$ -
Keyes Union	Stanislaus	Barbara Spratling Middle	57/71134-00-003	08/14/24	\$ 922,403	\$ -
Keyes Union	Stanislaus	Keyes Elementary	57/71134-00-004	08/14/24	\$ 1,701,513	\$ -
Pomona Unified	Los Angeles	Ganesha High	57/64907-00-066	08/16/24	\$ 2,810,590	\$ -
Hemet Unified	Riverside	Whittier Elementary	57/67082-00-017	08/16/24	\$ 4,553,992	\$ -
Pleasanton Unified	Alameda	Amador Valley High	57/75101-00-025	08/16/24	\$ 1,815,491	\$ -
Pleasanton Unified	Alameda	Thomas S. Hart Middle	57/75101-00-026	08/16/24	\$ 754,866	\$ -
Grossmont Union High	San Diego	Chaparral High	57/68130-00-040	08/20/24	\$ 280,075	\$ -
Grossmont Union High	San Diego	Helix High	57/68130-00-041	08/20/24	\$ 2,098,020	\$ -
Willows Unified	Glenn	Willows Intermediate	57/62661-00-008	08/21/24	\$ 2,345,432	\$ -
Manteca Unified	San Joaquin	Manteca High	57/68593-00-023	08/22/24	\$ 22,038,683	\$ -

SFP APPLICATIONS
Modernization Acknowledged Applications Received Past Existing Authority as of December 31, 2024

District	County	Site Name	Application Number	50-04 Date Received	Estimated State Grant (a)	Estimated Financial Hardship (b)
Pleasanton Unified	Alameda	Foothill High	57/75101-00-027	08/22/24	\$ 2,033,494	\$ -
Fresno Unified	Fresno	Del Mar Elementary	57/62166-00-152	08/23/24	\$ 1,384,886	\$ -
Vallecitos Elementary	San Diego	Vallecitos Elementary	57/68437-00-001	08/23/24	\$ 173,627	\$ 115,751
Los Angeles Unified	Los Angeles	Heliotrope Avenue Elementary	57/64733-00-823	08/26/24	\$ 806,160	\$ -
Los Angeles Unified	Los Angeles	Chase Street Elementary	57/64733-00-824	08/26/24	\$ 842,267	\$ -
Greenfield Union Elementary	Monterey	Mary Chapa Academy	57/66035-00-007	08/28/24	\$ 1,860,000	\$ 1,240,000
Los Angeles Unified	Los Angeles	Eagle Rock High	57/64733-00-825	08/29/24	\$ 13,016,714	\$ -
Sweetwater Union High	San Diego	Eastlake High	57/68411-00-053	08/29/24	\$ 9,197,423	\$ -
Simi Valley Unified	Ventura	Royal High	57/72603-00-039	08/29/24	\$ 1,172,443	\$ -
Woodland Joint Unified	Yolo	Beamer Elementary	57/72710-00-017	08/29/24	\$ 873,886	\$ -
Woodland Joint Unified	Yolo	Cache Creek High	57/72710-00-018	08/29/24	\$ 1,491,096	\$ -
Woodland Joint Unified	Yolo	Dingle Elementary	57/72710-00-019	08/29/24	\$ 1,118,839	\$ -
Woodland Joint Unified	Yolo	Woodland Prairie Elementary	57/72710-00-020	08/29/24	\$ 2,379,796	\$ -
Grossmont Union High	San Diego	Granite Hills High	57/68130-00-042	08/30/24	\$ 310,348	\$ -
Placerville Union Elementary	El Dorado	Louisiana Schnell Elementary	57/61952-00-005	09/04/24	\$ 544,482	\$ -
Woodland Joint Unified	Yolo	Plainfield Elementary	57/72710-00-021	09/04/24	\$ 369,239	\$ -
Dixon Unified	Solano	Anderson (Linford L.) Elementary	57/70532-00-006	09/05/24	\$ 4,707,886	\$ -
Hacienda la Puente Unified	Los Angeles	Los Altos High	57/73445-00-036	09/05/24	\$ 5,295,626	\$ -
El Rancho Unified	Los Angeles	Durfee Elementary	57/64527-00-023	09/06/24	\$ 1,313,415	\$ -
El Rancho Unified	Los Angeles	South Ranchito Dual Language Academy	57/64527-00-024	09/06/24	\$ 1,112,755	\$ -
El Rancho Unified	Los Angeles	Rivera Elementary	57/64527-00-025	09/06/24	\$ 753,699	\$ -
Los Angeles Unified	Los Angeles	Joseph Le Conte Middle	57/64733-00-826	09/09/24	\$ 940,271	\$ -
Merced Union High	Merced	Golden Valley High	57/65789-00-012	09/11/24	\$ 3,459,983	\$ -
Elk Grove Unified	Sacramento	Samuel Jackman Middle	57/67314-00-045	09/13/24	\$ 2,517,320	\$ -
Elk Grove Unified	Sacramento	Prairie Elementary	57/67314-00-046	09/13/24	\$ 2,371,975	\$ -
Los Angeles Unified	Los Angeles	Betty Plasencia Elementary	57/64733-11-017	09/17/24	\$ 6,516,759	\$ -
Los Angeles Unified	Los Angeles	Barton Hill Elementary	57/64733-00-827	09/18/24	\$ 768,590	\$ -
Monterey Peninsula Unified	Monterey	Marina Vista Elementary	57/66092-00-046	09/18/24	\$ 636,606	\$ -
Los Angeles Unified	Los Angeles	Patrick Henry Middle	57/64733-00-828	09/20/24	\$ 4,340,766	\$ -
Mount Pleasant Elementary	Santa Clara	Mt. Pleasant Elementary	57/69617-00-001	09/23/24	\$ 3,829,286	\$ -
Valley Home Joint Elementary	Stanislaus	Valley Home Elementary	57/71324-00-001	09/24/24	\$ 307,978	\$ 205,319
Anaheim Union High	Orange	South Junior High	57/66431-02-001	09/25/24	\$ 1,898,130	\$ -
Modesto City Elementary	Stanislaus	La Loma Junior High	57/71167-00-008	09/25/24	\$ 1,554,310	\$ -
Dublin Unified	Alameda	Frederiksen Elementary	57/75093-00-017	09/25/24	\$ 939,170	\$ -
Fountain Valley Elementary	Orange	Fulton (Harry C.) Middle	57/66498-00-023	09/26/24	\$ 821,918	\$ -
Fountain Valley Elementary	Orange	Gisler (Robert) Elementary	57/66498-00-024	09/26/24	\$ 612,487	\$ -
Fountain Valley Elementary	Orange	Masuda (Kazuo) Middle	57/66498-00-025	09/26/24	\$ 352,667	\$ -
Fountain Valley Elementary	Orange	Tamura (Hisamatsu) Elementary	57/66498-00-026	09/26/24	\$ 656,570	\$ -
Washington Colony Elementary	Fresno	Washington Colony Elementary	57/62513-00-002	09/27/24	\$ 1,587,778	\$ 1,058,519
Pomona Unified	Los Angeles	Lexington Elementary	57/64907-00-067	10/01/24	\$ 1,125,581	\$ -
Pomona Unified	Los Angeles	Lincoln Elementary	57/64907-00-068	10/02/24	\$ 732,490	\$ -
Pomona Unified	Los Angeles	La Verne Science and Technology Charter	57/64907-00-069	10/02/24	\$ 340,732	\$ -
Los Angeles Unified	Los Angeles	One Hundred Ninth Street Elementary	57/64733-00-829	10/03/24	\$ 746,632	\$ -
Manteca Unified	San Joaquin	East Union High	57/68593-00-024	10/03/24	\$ 2,794,265	\$ -

SFP APPLICATIONS
Modernization Acknowledged Applications Received Past Existing Authority as of December 31, 2024

District	County	Site Name	Application Number	50-04 Date Received	Estimated State Grant (a)	Estimated Financial Hardship (b)
Buellton Union Elementary	Santa Barbara	Oak Valley Elementary	57/69138-00-004	10/03/24	\$ 1,119,133	\$ -
Los Angeles Unified	Los Angeles	John Burroughs Middle	57/64733-00-830	10/04/24	\$ 15,434,448	\$ -
Los Angeles Unified	Los Angeles	San Miguel Elementary	57/64733-00-831	10/04/24	\$ 5,817,883	\$ -
Anaheim Union High	Orange	Anaheim High	57/66431-01-005	10/04/24	\$ 2,368,338	\$ -
Lewiston Elementary	Trinity	Lewiston Elementary	57/71746-00-001	10/04/24	\$ 1,516,256	\$ 1,010,837
Los Angeles Unified	Los Angeles	Susan Miller Dorsey Senior High	57/64733-00-832	10/07/24	\$ 2,397,619	\$ -
Anaheim Union High	Orange	Brookhurst Junior High	57/66431-06-001	10/07/24	\$ 1,223,163	\$ -
Anaheim Union High	Orange	Western High	57/66431-07-005	10/07/24	\$ 6,929,400	\$ -
Los Angeles Unified	Los Angeles	Noble Avenue Elementary	57/64733-00-833	10/08/24	\$ 1,109,450	\$ -
Los Angeles Unified	Los Angeles	Victory Boulevard Elementary	57/64733-22-017	10/08/24	\$ 4,357,811	\$ -
Etiwanda Elementary	San Bernardino	Carleton P. Lightfoot Elementary	57/67702-00-004	10/08/24	\$ 3,828,090	\$ -
Etiwanda Elementary	San Bernardino	East Heritage Elementary	57/67702-00-005	10/08/24	\$ 3,349,579	\$ -
Los Angeles Unified	Los Angeles	San Fernando Senior High	57/64733-73-007	10/09/24	\$ 904,088	\$ -
Los Angeles Unified	Los Angeles	Russell Elementary	57/64733-15-014	10/10/24	\$ 2,345,384	\$ -
Elk Grove Unified	Sacramento	Elk Grove High	57/67314-00-047	10/11/24	\$ 23,428,076	\$ -
Los Angeles Unified	Los Angeles	Normandie Avenue Elementary	57/64733-00-834	10/14/24	\$ 7,547,946	\$ -
Los Angeles Unified	Los Angeles	Angeles Mesa Elementary	57/64733-00-835	10/14/24	\$ 1,327,465	\$ -
Los Angeles Unified	Los Angeles	Washington Irving Middle School Math, Music and	57/64733-12-014	10/14/24	\$ 3,617,871	\$ -
Los Angeles Unified	Los Angeles	Clover Avenue Elementary	57/64733-21-040	10/14/24	\$ 159,829	\$ -
Pomona Unified	Los Angeles	Marshall Middle	57/64907-00-070	10/14/24	\$ 1,439,170	\$ -
Los Angeles Unified	Los Angeles	Baldwin Hills Elementary	57/64733-23-007	10/15/24	\$ 1,532,115	\$ -
Los Angeles Unified	Los Angeles	Amestoy Elementary	57/64733-33-025	10/16/24	\$ 1,091,161	\$ -
Los Angeles Unified	Los Angeles	Alexander Hamilton Senior High	57/64733-00-837	10/18/24	\$ 25,497,690	\$ -
Los Angeles Unified	Los Angeles	Sixty-Eight Street Elementary	57/64733-00-838	10/18/24	\$ 1,462,508	\$ -
Etiwanda Elementary	San Bernardino	Summit Intermediate	57/67702-00-006	10/18/24	\$ 7,455,396	\$ -
Santa Barbara Unified	Santa Barbara	Washington Elementary	57/76786-00-022	10/18/24	\$ 1,580,332	\$ -
Los Angeles Unified	Los Angeles	Fishburn Avenue Elementary	57/64733-00-839	10/21/24	\$ 866,424	\$ -
Modesto City Elementary	Stanislaus	Sonoma Elementary	57/71167-00-009	10/21/24	\$ 3,758,432	\$ -
Modesto City Elementary	Stanislaus	Mark Twain Junior High	57/71167-00-010	10/21/24	\$ 3,858,419	\$ -
Pomona Unified	Los Angeles	Pantera Elementary	57/64907-00-071	10/22/24	\$ 1,274,141	\$ -
Mountain View Whisman	Santa Clara	Benjamin Bubb Elementary	57/69591-00-010	10/22/24	\$ 1,792,384	\$ -
Mountain View Whisman	Santa Clara	Amy Imai Elementary	57/69591-00-011	10/22/24	\$ 1,301,239	\$ -
Mountain View Whisman	Santa Clara	Edith Landels Elementary	57/69591-00-012	10/22/24	\$ 1,498,791	\$ -
Mountain View Whisman	Santa Clara	Isaac Newton Graham Middle	57/69591-00-013	10/22/24	\$ 3,010,805	\$ -
Long Beach Unified	Los Angeles	Lakewood High	57/64725-00-063	10/23/24	\$ 8,982,170	\$ -
Los Angeles Unified	Los Angeles	Logan Academy of Global Ecology	57/64733-00-840	10/23/24	\$ 1,707,000	\$ -
Monterey Peninsula Unified	Monterey	Los Arboles Middle	57/66092-00-047	10/23/24	\$ 1,310,443	\$ -
Walnut Creek Elementary	Contra Costa	Walnut Creek Intermediate	57/61812-00-009	10/24/24	\$ 9,933,644	\$ -
Las Virgenes Unified	Los Angeles	Round Meadow Elementary	57/64683-00-012	10/24/24	\$ 5,302,901	\$ -
Los Angeles Unified	Los Angeles	Manchester Avenue Elementary	57/64733-15-015	10/24/24	\$ 743,184	\$ -
Wiseburn Unified	Los Angeles	Wiseburn Middle	57/76869-00-001	10/24/24	\$ 2,209,280	\$ -
Merced Union High	Merced	Livingston High	57/65789-00-013	10/25/24	\$ 3,346,598	\$ -
Saint Helena Unified	Napa	Saint Helena Elementary	57/66290-00-007	10/25/24	\$ 1,355,044	\$ -
Conejo Valley Unified	Ventura	Colina Middle	57/73759-00-061	10/25/24	\$ 1,754,428	\$ -

SFP APPLICATIONS
Modernization Acknowledged Applications Received Past Existing Authority as of December 31, 2024

District	County	Site Name	Application Number	50-04 Date Received	Estimated State Grant (a)	Estimated Financial Hardship (b)
Conejo Valley Unified	Ventura	Sequoia Middle	57/73759-00-062	10/25/24	\$ 3,258,224	\$ -
Wiseburn Unified	Los Angeles	Del Aire Elementary	57/76869-00-002	10/25/24	\$ 1,375,538	\$ -
Wiseburn Unified	Los Angeles	Aviation Elementary	57/76869-00-003	10/25/24	\$ 694,969	\$ -
Wiseburn Unified	Los Angeles	Hollyglen Elementary	57/76869-00-004	10/25/24	\$ 748,202	\$ -
San Diego Unified	San Diego	Taft Middle	57/68338-00-294	10/26/24	\$ 8,803,299	\$ -
Los Angeles Unified	Los Angeles	Seventh Street Elementary	57/64733-20-027	10/28/24	\$ 1,308,105	\$ -
San Rafael City Elementary	Marin	Coleman Elementary	57/65458-00-018	10/28/24	\$ 3,105,103	\$ -
San Rafael City Elementary	Marin	Glenwood Elementary	57/65458-00-019	10/28/24	\$ 2,839,167	\$ -
Santa Rita Union Elementary	Monterey	Gavilan View Middle	57/66191-00-006	10/28/24	\$ 8,090,855	\$ -
Palm Springs Unified	Riverside	Landau Elementary	57/67173-00-017	10/28/24	\$ 4,500,330	\$ -
San Diego Unified	San Diego	Miramar Ranch Elementary	57/68338-00-295	10/28/24	\$ 7,011,785	\$ -
San Diego Unified	San Diego	Zamorano Elementary	57/68338-00-296	10/28/24	\$ 10,495,347	\$ -
San Diego Unified	San Diego	Ericson Elementary	57/68338-00-297	10/28/24	\$ 9,251,218	\$ -
Camptonville Elementary	Yuba	Camptonville Elementary	57/72728-00-001	10/28/24	\$ 78,307	\$ 52,205
Fremont Unified	Alameda	American High	57/61176-00-060	10/29/24	\$ 29,874,303	\$ -
Martinez Unified	Contra Costa	Morello Park Elementary	57/61739-00-014	10/29/24	\$ 3,334,095	\$ -
West Contra Costa Unified	Contra Costa	Collins Elementary	57/61796-00-059	10/29/24	\$ 5,194,881	\$ -
West Contra Costa Unified	Contra Costa	Shannon Elementary	57/61796-00-060	10/29/24	\$ 3,577,258	\$ -
Las Virgenes Unified	Los Angeles	Calabasas High	57/64683-00-013	10/29/24	\$ 4,549,428	\$ -
Long Beach Unified	Los Angeles	Tincher Preparatory	57/64725-00-064	10/29/24	\$ 11,325,166	\$ -
Los Angeles Unified	Los Angeles	Audubon Middle	57/64733-00-841	10/29/24	\$ 1,085,027	\$ -
Los Angeles Unified	Los Angeles	Marianna Avenue Elementary	57/64733-00-842	10/29/24	\$ 799,186	\$ -
Pomona Unified	Los Angeles	Madison Elementary	57/64907-00-072	10/29/24	\$ 961,892	\$ -
San Rafael City Elementary	Marin	Venetia Valley K-8	57/65458-00-020	10/29/24	\$ 2,451,166	\$ -
Calistoga Joint Unified	Napa	Calistoga Junior/Senior High	57/66241-00-005	10/29/24	\$ 2,333,311	\$ -
Saint Helena Unified	Napa	Saint Helena High	57/66290-00-008	10/29/24	\$ 6,461,456	\$ -
Palm Springs Unified	Riverside	Sunny Sands Elementary	57/67173-00-018	10/29/24	\$ 6,176,936	\$ -
Elk Grove Unified	Sacramento	Sheldon High	57/67314-00-048	10/29/24	\$ 19,343,051	\$ -
Elk Grove Unified	Sacramento	Laguna Creek High	57/67314-00-049	10/29/24	\$ 14,660,158	\$ -
Fontana Unified	San Bernardino	South Tamarind Elementary	57/67710-00-034	10/29/24	\$ 1,577,972	\$ -
San Diego Unified	San Diego	Boone Elementary	57/68338-00-298	10/29/24	\$ 6,775,719	\$ -
San Diego Unified	San Diego	Hickman Elementary	57/68338-00-299	10/29/24	\$ 5,786,796	\$ -
San Diego Unified	San Diego	San Diego High	57/68338-00-300	10/29/24	\$ 30,636,323	\$ -
San Diego Unified	San Diego	Clark Middle	57/68338-00-301	10/29/24	\$ 4,881,476	\$ -
San Diego Unified	San Diego	Chesterton Elementary	57/68338-00-302	10/29/24	\$ 4,931,856	\$ -
San Diego Unified	San Diego	Cubberley Elementary	57/68338-00-303	10/29/24	\$ 2,488,259	\$ -
San Diego Unified	San Diego	Hamilton Elementary	57/68338-00-304	10/29/24	\$ 12,517,854	\$ -
San Diego Unified	San Diego	Correia Middle	57/68338-00-305	10/29/24	\$ 7,287,811	\$ -
San Diego Unified	San Diego	Mason Elementary	57/68338-00-306	10/29/24	\$ 2,552,060	\$ -
San Diego Unified	San Diego	Clairemont Canyons Academy	57/68338-00-307	10/29/24	\$ 5,997,341	\$ -
San Diego Unified	San Diego	Lewis Middle	57/68338-00-308	10/29/24	\$ 2,552,060	\$ -
San Diego Unified	San Diego	Linda Vista Elementary	57/68338-00-309	10/29/24	\$ 5,250,863	\$ -
San Diego Unified	San Diego	Dailard Elementary	57/68338-00-310	10/29/24	\$ 4,619,229	\$ -
San Diego Unified	San Diego	Hoover High	57/68338-00-311	10/29/24	\$ 26,662,994	\$ -

SFP APPLICATIONS
Modernization Acknowledged Applications Received Past Existing Authority as of December 31, 2024

District	County	Site Name	Application Number	50-04 Date Received	Estimated State Grant (a)	Estimated Financial Hardship (b)
San Diego Unified	San Diego	Bay Park Elementary	57/68338-00-312	10/29/24	\$ 3,885,511	\$ -
San Diego Unified	San Diego	Alcott Elementary	57/68338-00-313	10/29/24	\$ 3,885,511	\$ -
San Diego Unified	San Diego	Holmes Elementary	57/68338-00-314	10/29/24	\$ 3,885,511	\$ -
San Diego Unified	San Diego	Spreckels Elementary	57/68338-00-315	10/29/24	\$ 5,455,028	\$ -
San Diego Unified	San Diego	Canyon Hills High	57/68338-00-316	10/29/24	\$ 20,628,505	\$ -
Fremont Union High	Santa Clara	Lynbrook High	57/69468-00-021	10/29/24	\$ 2,359,856	\$ -
Big Springs Union Elementary	Siskiyou	Big Springs Elementary	57/70185-00-003	10/29/24	\$ 28,154	\$ 18,769
Milpitas Unified	Santa Clara	Pearl Zanker Elementary	57/73387-00-015	10/29/24	\$ 5,649,938	\$ -
Milpitas Unified	Santa Clara	Anthony Spangler Elementary	57/73387-00-016	10/29/24	\$ 5,640,631	\$ -
Dublin Unified	Alameda	Dublin Elementary	57/75093-00-018	10/29/24	\$ 840,119	\$ -
Clovis Unified	Fresno	Fort Washington Elementary	57/62117-00-066	10/30/24	\$ 4,351,262	\$ -
Clovis Unified	Fresno	Dry Creek Elementary	57/62117-00-067	10/30/24	\$ 6,616,216	\$ -
Clovis Unified	Fresno	Kastner Intermediate	57/62117-00-068	10/30/24	\$ 9,275,125	\$ -
Clovis Unified	Fresno	Copper Hills Elementary	57/62117-00-069	10/30/24	\$ 6,417,827	\$ -
Clovis Unified	Fresno	Pinedale Elementary	57/62117-00-070	10/30/24	\$ 3,981,193	\$ -
Clovis Unified	Fresno	Century Elementary	57/62117-00-071	10/30/24	\$ 4,611,447	\$ -
Clovis Unified	Fresno	Clovis High	57/62117-00-072	10/30/24	\$ 28,545,797	\$ -
Fresno Unified	Fresno	Roosevelt High	57/62166-00-153	10/30/24	\$ 17,851,192	\$ -
El Monte Union High	Los Angeles	Arroyo High	57/64519-00-009	10/30/24	\$ 11,136,772	\$ -
Long Beach Unified	Los Angeles	Jordan High	57/64725-00-065	10/30/24	\$ 23,120,438	\$ -
Los Angeles Unified	Los Angeles	Ernest Lawrence Middle	57/64733-00-843	10/30/24	\$ 3,127,934	\$ -
Los Angeles Unified	Los Angeles	Rosemont Avenue Elementary	57/64733-00-844	10/30/24	\$ 4,836,951	\$ -
Los Angeles Unified	Los Angeles	Woodrow Wilson Senior High	57/64733-00-845	10/30/24	\$ 1,205,039	\$ -
Los Angeles Unified	Los Angeles	Fairfax Senior High	57/64733-00-846	10/30/24	\$ 1,293,576	\$ -
Los Angeles Unified	Los Angeles	Manual Arts Senior High	57/64733-00-847	10/30/24	\$ 1,144,270	\$ -
Los Angeles Unified	Los Angeles	Sunrise Elementary	57/64733-05-020	10/30/24	\$ 808,803	\$ -
Los Angeles Unified	Los Angeles	South Gate Middle	57/64733-16-014	10/30/24	\$ 5,008,679	\$ -
Los Angeles Unified	Los Angeles	Huntington Park Senior High	57/64733-17-013	10/30/24	\$ 20,805,275	\$ -
Los Angeles Unified	Los Angeles	Huntington Park Senior High	57/64733-17-014	10/30/24	\$ 10,742,511	\$ -
Los Angeles Unified	Los Angeles	Huntington Park Senior High	57/64733-17-015	10/30/24	\$ 7,434,222	\$ -
Los Angeles Unified	Los Angeles	Canyon Charter Elementary	57/64733-47-013	10/30/24	\$ 1,192,176	\$ -
Los Angeles Unified	Los Angeles	Palisades Charter High	57/64733-47-014	10/30/24	\$ 11,590,382	\$ -
Norwalk-La Mirada Unified	Los Angeles	La Mirada High	57/64840-00-036	10/30/24	\$ 626,237	\$ -
Salinas Union High	Monterey	Everett Alvarez High	57/66159-00-003	10/30/24	\$ 20,566,060	\$ -
Anaheim Elementary	Orange	Sunkist Elementary	57/66423-00-035	10/30/24	\$ 8,673,017	\$ -
Sacramento City Unified	Sacramento	Nicholas Elementary	57/67439-00-079	10/30/24	\$ 3,234,409	\$ -
Encinitas Union Elementary	San Diego	Ocean Knoll Elementary	57/68080-00-014	10/30/24	\$ 1,021,545	\$ -
San Luis Coastal Unified	San Luis Obispo	Laguna Middle	57/68809-00-033	10/30/24	\$ 1,031,010	\$ -
Ravenswood City Elementary	San Mateo	Belle Haven Elementary	57/68999-00-019	10/30/24	\$ 5,459,624	\$ -
Mountain View-Los Altos Union High	Santa Clara	Mountain View High	57/69609-00-008	10/30/24	\$ 5,893,518	\$ -
Piner-Olivet Union Elementary	Sonoma	Morrice Schaefer Charter	57/70870-00-006	10/30/24	\$ 673,382	\$ -
Modesto City High	Stanislaus	Grace M. Davis High	57/71175-00-005	10/30/24	\$ 3,820,068	\$ -
Modesto City High	Stanislaus	Grace M. Davis High	57/71175-00-006	10/30/24	\$ 2,801,664	\$ -
Modesto City High	Stanislaus	Grace M. Davis High	57/71175-00-007	10/30/24	\$ 1,510,811	\$ -

SFP APPLICATIONS
Modernization Acknowledged Applications Received Past Existing Authority as of December 31, 2024

District	County	Site Name	Application Number	50-04 Date Received	Estimated State Grant (a)	Estimated Financial Hardship (b)
Modesto City High	Stanislaus	Peter Johansen High	57/71175-00-008	10/30/24	\$ 18,623,600	\$ -
Rockford Elementary	Tulare	Rockford Elementary	57/72090-00-005	10/30/24	\$ 1,203,660	\$ 802,440
Milpitas Unified	Santa Clara	Rancho Milpitas Middle	57/73387-00-017	10/30/24	\$ 6,445,330	\$ -
Milpitas Unified	Santa Clara	Thomas Russell Middle	57/73387-00-018	10/30/24	\$ 8,465,541	\$ -
Rowland Unified	Los Angeles	Nogales High	57/73452-00-035	10/30/24	\$ 1,682,476	\$ -
Caruthers Unified	Fresno	Monroe Elementary	57/75598-00-005	10/30/24	\$ 2,419,504	\$ 1,613,003
Konocti Unified	Lake	Lower Lake High	57/64022-00-020	10/31/24	\$ 5,309,325	\$ -
Downey Unified	Los Angeles	Griffiths (Gordon) Middle	57/64451-00-042	10/31/24	\$ 1,137,002	\$ -
Downey Unified	Los Angeles	Sussman (Edward A.) Middle	57/64451-00-043	10/31/24	\$ 2,079,323	\$ -
Vacaville Unified	Solano	Vaca Pena Middle	57/70573-00-025	10/31/24	\$ 1,436,098	\$ -
Vacaville Unified	Solano	Hemlock Elementary	57/70573-00-026	10/31/24	\$ 518,780	\$ -
Vacaville Unified	Solano	Orchard Elementary	57/70573-00-027	10/31/24	\$ 847,706	\$ -
Lindsay Unified	Tulare	John J. Cairns Continuation	57/71993-00-011	10/31/24	\$ 1,064,580	\$ -
Pomona Unified	Los Angeles	Lorbeer Middle	57/64907-00-073	11/04/24	\$ 1,801,365	\$ -
Pomona Unified	Los Angeles	Ranch Hills Elementary	57/64907-00-074	11/04/24	\$ 1,877,585	\$ -
Pomona Unified	Los Angeles	Garey High	57/64907-00-075	11/04/24	\$ 2,438,766	\$ -
Santa Cruz City High	Santa Cruz	Santa Cruz High	57/69823-00-015	11/04/24	\$ 442,385	\$ -
Los Nietos	Los Angeles	Ada S. Nelson Elementary	57/64758-00-012	11/08/24	\$ 2,424,457	\$ -
Chaffey Joint Union High	San Bernardino	Chaffey High	57/67652-00-009	11/11/24	\$ 11,195,775	\$ -
Salinas Union High	Monterey	Alisal High	57/66159-00-004	11/14/24	\$ 23,380,494	\$ -
Pond Union Elementary	Kern	Pond Elementary	57/63719-00-002****	11/15/24	\$ 262,227	\$ 174,818
Valley Home Joint Elementary	Stanislaus	Valley Home Elementary	57/71324-00-002****	11/15/24	\$ 307,978	\$ 205,319
Fresno Unified	Fresno	Addams Elementary	57/62166-00-154****	11/21/24	\$ 8,143,960	\$ -
Fresno Unified	Fresno	Columbia Elementary	57/62166-00-155****	11/21/24	\$ 4,953,413	\$ -
Fresno Unified	Fresno	Jackson Elementary	57/62166-00-156****	11/21/24	\$ 2,871,068	\$ -
Fresno Unified	Fresno	Del Mar Elementary	57/62166-00-157****	11/21/24	\$ 5,283,286	\$ -
Fresno Unified	Fresno	McLane High	57/62166-00-158****	11/21/24	\$ 37,764,914	\$ -
Fresno Unified	Fresno	Roosevelt High	57/62166-00-159****	11/21/24	\$ 40,118,626	\$ -
Fresno Unified	Fresno	Yosemite Middle	57/62166-00-160****	11/21/24	\$ 6,694,695	\$ -
Fresno Unified	Fresno	Roosevelt High	57/62166-00-161****	11/21/24	\$ 40,279,055	\$ -
Anderson Valley Unified	Mendocino	Anderson Valley Junior-Senior High	57/65540-00-006****	11/21/24	\$ 3,029,981	\$ -
Ukiah Unified	Mendocino	Calpella Elementary	57/65615-00-014	11/22/24	\$ 1,213,000	\$ -
Ukiah Unified	Mendocino	Frank Zeek Elementary	57/65615-00-015	11/22/24	\$ 3,050,256	\$ -
Grant Elementary	Shasta	Grant Elementary	57/70003-00-003	11/22/24	\$ 242,473	\$ 161,649
Exeter Unified	Tulare	Wilson Middle	57/76836-00-003	11/22/24	\$ 2,088,005	\$ -
Buellton Union Elementary	Santa Barbara	Jonata Middle	57/69138-00-005	11/25/24	\$ 1,517,682	\$ -
Caruthers Unified	Fresno	Monroe Elementary	57/75598-00-006****	11/25/24	\$ 2,419,504	\$ 1,613,003
San Bernardino City Unified	San Bernardino	Sierra High	57/67876-00-124****	11/26/24	\$ 6,036,450	\$ -
San Bernardino City Unified	San Bernardino	San Gorgonio High	57/67876-00-125****	11/26/24	\$ 28,431,969	\$ -
Simi Valley Unified	Ventura	Royal High	57/72603-00-040****	11/26/24	\$ 25,811,268	\$ -
Simi Valley Unified	Ventura	Simi Valley High	57/72603-00-041****	11/26/24	\$ 24,852,742	\$ -
Simi Valley Unified	Ventura	Santa Susana High	57/72603-00-042****	11/26/24	\$ 13,119,375	\$ -
Sanger Unified	Fresno	Lincoln Elementary	57/62414-00-025****	12/03/24	\$ 3,812,692	\$ -
Sanger Unified	Fresno	Jackson Elementary	57/62414-00-026****	12/03/24	\$ 4,223,725	\$ -

SFP APPLICATIONS
Modernization Acknowledged Applications Received Past Existing Authority as of December 31, 2024

District	County	Site Name	Application Number	50-04 Date Received	Estimated State Grant (a)	Estimated Financial Hardship (b)
Sanger Unified	Fresno	Washington Academic Middle	57/62414-00-027****	12/03/24	\$ 6,603,049	\$ -
Sanger Unified	Fresno	Wilson Elementary	57/62414-00-028****	12/03/24	\$ 4,571,500	\$ -
Sanger Unified	Fresno	Lone Star Elementary	57/62414-00-029****	12/03/24	\$ 4,289,466	\$ -
Greenfield Union	Kern	Leon H. Ollivier Middle	57/63503-00-014****	12/03/24	\$ 3,769,899	\$ -
Greenfield Union	Kern	Greenfield Middle	57/63503-00-015****	12/03/24	\$ 8,756,790	\$ -
El Rancho Unified	Los Angeles	North Ranchito Elementary	57/64527-00-026	12/03/24	\$ 1,286,053	\$ -
El Rancho Unified	Los Angeles	Magee Academy of Arts & Sciences	57/64527-00-027	12/03/24	\$ 994,182	\$ -
Grenada Elementary	Siskiyou	Grenada Elementary	57/70326-00-001	12/11/24	\$ 204,782	\$ 136,521
					\$ 3,444,372,016	\$ 29,846,660
Total amount shown does not include duplicate submittals						\$ 3,474,218,676

**** This application has been identified as a duplicate submittal to a previously received application that has not yet been processed.

INFORMATION ITEM

FACILITY HARDSHIP/REHABILITATION APPROVALS WITHOUT FUNDING

As of December 3, 2024

FACILITY HARDSHIP/REHABILITATION CONCEPTUAL AND DESIGN APPROVALS

As of the December 3, 2024 State Allocation Board Meeting

FACILITY HARDSHIP - CONCEPTUAL APPROVAL

<i>School District</i>	<i>County</i>	<i>Program</i>	<i>Application Number</i>	<i>School Site Name</i>	<i>SAB Approval Date</i>	<i>Funding Application Due Date</i>	<i>Estimated State Grant</i>
Mountain Empire Unified	San Diego	Facility Hardship	51/68213-00-001*	Mountain Empire High	12/4/2023	Not Applicable*	\$ 14,390,122
Estimated Total Need (State Share)							\$ 14,390,122

REHABILITATION - DESIGN APPROVAL

<i>School District</i>	<i>County</i>	<i>Program</i>	<i>Application Number</i>	<i>School Site Name</i>	<i>SAB Approval Date</i>	<i>Funding Application Due Date</i>	<i>Estimated State Grant</i>
Shiloh Elementary	Stanislaus	Facility Hardship	58/71274-00-002**	Shiloh Elementary	6/26/2024	12/26/2025	\$ 901,985
Delphic Elementary	Siskiyou	Facility Hardship	58/70227-00-001**	Delphic Elementary	9/25/2024	3/25/2026	\$ 1,145,853
Estimated Total Need (State Share)							\$ 2,047,838

Facility Hardship and Rehabilitation Estimated Total Need (State Share)							\$ 16,437,960
--	--	--	--	--	--	--	---------------

*This project has received conceptual approval from the State Allocation Board pursuant to SFP Regulation Section 1859.82.3. The District is not subject to a timeline to submit a funding request corresponding to this project. Conceptual approval does not reserve Bond Authority.

**This project has received approval for design funding which is included in the Estimated State Grant amount.