

State Allocation Board Meeting Notice and Agenda



Lisa Silverman, Executive Officer
Office of Public School Construction
707 3rd Street, 4th Floor
West Sacramento, CA 95605

Public Meeting
Wednesday, May 31, 2023
Department of General Services
Ziggurat Building
707 3rd Street, 4th Floor, Conference Room 4-221*
West Sacramento, CA 95605
4:00 p.m.*

The upcoming meeting of the State Allocation Board will be conducted by way of Zoom meeting and teleconference. This is consistent with Senate Bill 189 (Chapter 48, Statutes of 2022) to improve and enhance public access to state and local agency meetings during the COVID-19 pandemic and future state of emergencies by allowing broader access through teleconferencing options. The physical, publicly accessible teleconference location from which members of the public may observe and offer public comment is reflected above.

Interested persons may observe the meeting by going to Zoom Meeting at:

Join from a PC, Mac, iPad, iPhone or Android device:

<https://us06web.zoom.us/j/88408800696?pwd=KzRnWGxPMVJ6N1JqMmFuWW9gcnRJZz09>
Passcode: 369994

Or Telephone:

Dial:

USA 213 787 0529 US Toll

USA 888 808 6929 US Toll-free

Conference code: 991990

The Board will meet in Closed Session pursuant to Government Code Section 11126(e)(1).

General Information
(916) 376-1771

For further information, please contact your Project Manager.

*Meeting location and time subject to change.

Individuals who need auxiliary aids for effective participation are invited to make their requests and preferences known to Ms. Lisa Jones at (279) 946-8459 five days prior to the meeting.

A copy of the 10-Day Meeting Notice can be found on [OPSC's website](#).

May 31, 2023

AGENDA

CLOSED SESSION

Pursuant to Government Code Section 11126(e)(1), the State Allocation Board will meet in Closed Session for the purpose of conferring with and receiving advice from legal counsel regarding pending litigation.

| <u>SUBJECT</u> | <u>PRESENTER</u> | <u>PAGE</u> |
|-----------------------------|------------------|-------------|
| Call Meeting to Order | Chair | |
| Roll Call | Secretary | |
| Table of Contents | | i - ii |
| Alphabetical Listing | | iii - vi |
| Minutes of April 26, 2023 | | 1 - 11 |
| Executive Officer Statement | | 12 |

CONSENT AGENDA

SCHOOL FACILITY PROGRAM

| | |
|--|----------|
| Resolution | |
| Eligibility Approvals | 13 |
| Unfunded Approvals | 14 - 29 |
| Funding | 30 - 78 |
| Charter School Facilities Program Unfunded Approvals (Lack of AB 55 Loans) | 79 - 90 |
| Charter School Facilities Program Preliminary Apportionment | 91 |
| Amended Charter School Facilities Program Preliminary Apportionment | 92 |
| Closeout | 93 |
| School Facility Program Rescission | 94** |
| Facility Hardship/Rehabilitation Program | 95 - 120 |

NEXT MONTHLY STATE ALLOCATION BOARD MEETING – JUNE 28, 2023

*Unfunded Approval

**Withdrawn

May 31, 2023

AGENDA

| <u>SUBJECT</u> | <u>PAGE</u> |
|---|--------------------|
| <u>FINANCIAL REPORTS</u> | 121 - 140 |
| <u>APPEAL ITEMS</u> | |
| BRAWLEY ELEMENTARY/IMPERIAL 50/63073-00-002 To present the District's request to approve a change in scope for a School Facility Program application that received New Construction funding at La Paloma Middle School. | 141 - 147 |
| LIVINGSTON UNION ELEMENTARY/MERCED 70/65748-00-001 To present the District's request for the State Allocation Board to approve an extension to the deadline for the District to submit required plan approvals and to approve the retention of the full-funding Apportionment for its California Preschool, Transitional Kindergarten and Full-Day Kindergarten Facilities Grant Program project at Campus Park Elementary School. | 148 - 163 |
| <u>REPORTS, DISCUSSIONS, AND INFORMATION ITEMS</u> | |
| State Allocation Board Three-Month Projected Workload | 164 - 165 |
| Dates for 2023 State Allocation Board Meetings | 166 |
| School Facility Program Unfunded List (Regulation Section 1859.95) | 167 - 169 |
| School Facility Program Workload List | 170 - 178 |
| California Preschool, Transitional Kindergarten and Full-Day Kindergarten Facilities Grant Workload List | 179 - 189 |
| School Facility Program Acknowledged List (Regulation Section 1859.95.1) | 190 - 213 |
| Facility Hardship/Rehabilitation Approvals Without Funding | 214 - 215 |
| Financial Hardship Regulation Section 1859.81 | 216 - 219 |

May 31, 2023 AGENDA

| School District | County | Category | Page No. |
|---------------------------|----------------|-------------------|-------------|
| ANDERSON UNION HIGH | SHASTA | SFP - Mod. | Consent 107 |
| AZUSA UNIFIED | LOS ANGELES | SFP - Mod. | Consent 16 |
| AZUSA UNIFIED | LOS ANGELES | SFP - Mod. | Consent 30 |
| AZUSA UNIFIED | LOS ANGELES | SFP – Mod. | Consent 30 |
| CASCADE UNION ELEM. | SHASTA | SFP - Charter | Consent 79* |
| CLOVIS UNIFIED | FRESNO | SFP - New Constr. | Consent 16 |
| CLOVIS UNIFIED | FRESNO | SFP - New Constr. | Consent 30 |
| CLOVIS UNIFIED | FRESNO | SFP - New Constr. | Consent 30 |
| CLOVIS UNIFIED | FRESNO | SFP - New Constr. | Consent 30 |
| CLOVIS UNIFIED | FRESNO | SFP – New Constr. | Consent 30 |
| CORONA-NORCO UNIFIED | RIVERSIDE | SFP - Mod. | Consent 14 |
| CORONA-NORCO UNIFIED | RIVERSIDE | SFP – Mod. | Consent 30 |
| CULVER CITY UNIFIED | LOS ANGELES | SFP - Mod. | Consent 16 |
| CULVER CITY UNIFIED | LOS ANGELES | SFP – Mod. | Consent 30 |
| DURHAM UNIFIED | BUTTE | SFP - Mod. | Consent 111 |
| FREMONT UNIFIED | ALAMEDA | SFP - Mod. | Consent 16 |
| FREMONT UNIFIED | ALAMEDA | SFP – Mod. | Consent 30 |
| FREMONT UNION HIGH | SANTA CLARA | SFP - Mod. | Consent 16 |
| FREMONT UNION HIGH | SANTA CLARA | SFP – Mod. | Consent 115 |
| GALT JOINT UNION ELEM. | SACRAMENTO | SFP - Mod. | Consent 14 |
| GALT JOINT UNION ELEM. | SACRAMENTO | SFP – Mod. | Consent 30 |
| GRASS VALLEY ELEMENTARY | NEVADA | SFP - Mod. | Consent 14 |
| GRASS VALLEY ELEMENTARY | NEVADA | SFP - Mod. | Consent 16 |
| GRASS VALLEY ELEMENTARY | NEVADA | SFP - Mod. | Consent 30 |
| GRASS VALLEY ELEMENTARY | NEVADA | SFP - Mod. | Consent 30 |
| HESPERIA UNIFIED | SAN BERNARDINO | SFP - New Constr. | Consent 16 |
| HESPERIA UNIFIED | SAN BERNARDINO | SFP – New Constr. | Consent 30 |
| JURUPA UNIFIED | RIVERSIDE | SFP - New Constr. | Consent 95 |
| KERN COUNTY OFFICE OF ED. | KERN | SFP - New Constr. | Consent 30 |
| KERN HIGH | KERN | SFP - New Constr. | Consent 16 |
| KERN HIGH | KERN | SFP – New Constr. | Consent 30 |
| KERN HIGH | KERN | SFP – Mod. | Consent 16 |

*Unfunded Approval

**Withdrawn

May 31, 2023 AGENDA

| School District | County | Category | Page No. |
|-----------------------|-------------|-------------------|-------------|
| KERN HIGH | KERN | SFP - Mod. | Consent 30 |
| LAS VIRGENES UNIFIED | LOS ANGELES | SFP – New Constr. | Consent 16 |
| LOS ANGELES UNIFIED | LOS ANGELES | SFP - Mod. | Consent 30 |
| LOS ANGELES UNIFIED | LOS ANGELES | SFP - Mod. | Consent 16 |
| LOS ANGELES UNIFIED | LOS ANGELES | SFP - Mod. | Consent 30 |
| LOS ANGELES UNIFIED | LOS ANGELES | SFP - Mod. | Consent 30 |
| LOS ANGELES UNIFIED | LOS ANGELES | SFP - Charter | Consent 79* |
| LOS BANOS UNIFIED | MERCED | SFP - New Constr. | Consent 16 |
| LOS BANOS UNIFIED | MERCED | SFP – New Constr. | Consent 30 |
| MONTAGUE ELEMENTARY | SISKIYOU | SFP - Mod. | Consent 16 |
| MONTAGUE ELEMENTARY | SISKIYOU | SFP – Mod. | Consent 30 |
| MORENO VALLEY UNIFIED | RIVERSIDE | SFP – Mod. | Consent 14 |
| MORENO VALLEY UNIFIED | RIVERSIDE | SFP – New Constr. | Consent 16 |
| MORENO VALLEY UNIFIED | RIVERSIDE | SFP – Mod. | Consent 16 |
| MORENO VALLEY UNIFIED | RIVERSIDE | SFP - Mod. | Consent 30 |
| MORENO VALLEY UNIFIED | RIVERSIDE | SFP - Mod. | Consent 30 |
| MORENO VALLEY UNIFIED | RIVERSIDE | SFP - Mod. | Consent 30 |
| MORENO VALLEY UNIFIED | RIVERSIDE | SFP - Mod. | Consent 30 |
| MORENO VALLEY UNIFIED | RIVERSIDE | SFP - Mod. | Consent 30 |
| MORENO VALLEY UNIFIED | RIVERSIDE | SFP - Mod. | Consent 30 |
| MORENO VALLEY UNIFIED | RIVERSIDE | SFP - Mod. | Consent 30 |
| MORENO VALLEY UNIFIED | RIVERSIDE | SFP - Mod. | Consent 30 |
| MORENO VALLEY UNIFIED | RIVERSIDE | SFP - Mod. | Consent 30 |
| NOVATO UNIFIED | MARIN | SFP – New Constr. | Consent 16 |
| NOVATO UNIFIED | MARIN | SFP – Mod. | Consent 16 |
| NOVATO UNIFIED | MARIN | SFP - Mod. | Consent 30 |
| NOVATO UNIFIED | MARIN | SFP - Mod. | Consent 30 |
| OAKLAND UNIFIED | ALAMEDA | SFP - Charter | Consent 92 |
| ORANGE UNIFIED | ORANGE | SFP – New Constr. | Consent 16 |
| ORANGE UNIFIED | ORANGE | SFP – Mod. | Consent 16 |
| ORANGE UNIFIED | ORANGE | SFP - Mod. | Consent 30 |
| PIEDMONT CITY UNIFIED | ALAMEDA | SFP – New Constr. | Consent 16 |

*Unfunded Approval

**Withdrawn

May 31, 2023 AGENDA

| School District | County | Category | Page No. |
|-----------------------------------|-----------------|------------------------------|--------------|
| PIEDMONT CITY UNIFIED | ALAMEDA | SFP - New Constr. | Consent 30 |
| PLACER UNION HIGH | PLACER | SFP – Mod. | Consent 16 |
| PLACER UNION HIGH | PLACER | SFP - Mod. | Consent 30 |
| REDWOOD CITY ELEMENTARY | SAN MATEO | SFP – Mod. | Consent 14 |
| REDWOOD CITY ELEMENTARY | SAN MATEO | SFP – Mod. | Consent 16 |
| REDWOOD CITY ELEMENTARY | SAN MATEO | SFP - Mod. | Consent 30 |
| ROSEVILLE JOINT UNION HIGH | PLACER | SFP - Mod. | Consent 30 |
| SAN BERNARDINO CITY UNIF. | SAN BERNARDINO | SFP - New Constr. | Consent 101 |
| SAN DIEGO UNIFIED | SAN DIEGO | SFP – Mod. | Consent 16 |
| SAN DIEGO UNIFIED | SAN DIEGO | SFP - Charter | Consent 79* |
| SAN DIEGO UNIFIED | SAN DIEGO | SFP - Charter | Consent 79* |
| SAN DIEGO UNIFIED | SAN DIEGO | SFP - Charter | Consent 79* |
| SAN DIEGO UNIFIED | SAN DIEGO | SFP - Charter | Consent 79* |
| SAN DIEGO UNIFIED | SAN DIEGO | SFP - Charter | Consent 79* |
| SAN JOSE UNIFIED | SANTA CLARA | SFP - Mod. | Consent 30 |
| SAN JOSE UNIFIED | SANTA CLARA | SFP – Mod. | Consent 16 |
| SAN MARCOS UNIFIED | SAN DIEGO | SFP - New Constr. | Consent 93 |
| SANGER UNIFIED | FRESNO | SFP – New Constr. | Consent 16 |
| SANGER UNIFIED | FRESNO | SFP - New Constr. | Consent 30 |
| SANGER UNIFIED | FRESNO | SFP - New Constr. | Consent 30 |
| SHASTA UNION HIGH | SHASTA | SFP - Charter | Consent 91* |
| STOCKTON UNIFIED | SAN JOAQUIN | SFP – Mod. | Consent 14 |
| STOCKTON UNIFIED | SAN JOAQUIN | SFP - Mod. | Consent 30 |
| TRAVER JOINT ELEMENTARY | TULARE | SFP - New Constr. | Consent 30 |
| TULARE CO. OFFICE OF ED. | TULARE | SFP - Mod. | Consent 30 |
| TUSTIN UNIFIED | ORANGE | SFP – Mod. | Consent 16 |
| VISALIA UNIFIED | TULARE | SFP - Charter | Consent 79* |
| VISALIA UNIFIED | TULARE | SFP - Charter | Consent 79* |
| WASHINGTON UNIFIED | YOLO | SFP – Mod. | Consent 16 |
| WASHINGTON UNIFIED | YOLO | SFP - Mod. | Consent 30 |
| YUBA CO. OFFICE OF ED. | YUBA | SFP - Mod. | Consent 30 |
| YUBA CO. OFFICE OF ED. | YUBA | SFP – New Constr. | Consent 42** |

*Unfunded Approval

**Withdrawn

May 31, 2023

AGENDA

| School District | County | Category | Page No. |
|-----------------------------------|-----------------|------------------------------|-------------------------|
| YUBA CO. OFFICE OF ED. | YUBA | SFP - New Constr. | Consent 94** |

*Unfunded Approval

**Withdrawn

OPSC PROGRAM CODES

SCHOOL FACILITY PROGRAM (SFP)

- 50 – NEW CONSTRUCTION
- 51 – FACILITY HARDSHIP NEW CONSTRUCTION
- 52 – SFP JOINT-USE
- 53 – CRITICALLY OVERCROWDED SCHOOLS
- 54 – CHARTER SCHOOL FACILITIES PROGRAM
- 55 – CAREER TECH NEW CONSTRUCTION
- 56 – OVERCROWDING RELIEF GRANT PROGRAM
- 57 – MODERNIZATION
- 58 – FACILITY HARDSHIP MODERNIZATION
- 59 – CAREER TECH MODERNIZATION

OTHER PROGRAMS

- 25 – STATE RELOCATABLE CLASSROOM PROGRAM
- 34 – AIR CONDITIONING AND/OR INSULATION PROGRAM
- 40 – DEFERRED MAINTENANCE PROGRAM
- 61 – EMERGENCY REPAIR PROGRAM
- 70 – FULL-DAY KINDERGARTEN FACILITIES GRANT PROGRAM NEW
CONSTRUCTION
- 71 – FULL-DAY KINDERGARTEN FACILITIES GRANT PROGRAM RETROFIT

Minutes

MINUTES

State Allocation Board

April 26, 2023

Upon notice duly given, the meeting of the State Allocation Board (SAB) was held at the Department of General Services, Ziggurat Building, located at 707 3rd Street, 4th Floor, Room 4-221, in West Sacramento, California on April 26, 2023 at 4:00 p.m.

Ms. Gayle Miller, the SAB Chair, announced that pursuant to Senate Bill 189 (Chapter 48, Statutes of 2022) this meeting would be conducted by way of teleconference/Zoom meeting. The meeting was physically webcast from Room 4-221 in West Sacramento for anyone that would have liked to provide public comment in person.

Members of the SAB were present in order to establish a quorum for the meeting as follows:

- Gayle Miller, Chief Deputy Director, Policy, Department of Finance, designated representative for Joe Stephenshaw, Director, Department of Finance
- Ana Lasso, Director, Department of General Services
- Juan Mireles, Director, School Facilities and Transportation Services Division, California Department of Education (CDE), designated representative for Tony Thurmond, Superintendent of Public Instruction
- Jeremy Smith, Governor's appointee
- Senator Scott Wilk
- Senator Josh Newman
- Assembly Member Laurie Davies

Members of the SAB absent were as follows:

- Senator John Laird
- Assembly Member Mia Bonta
- Assembly Member Al Muratsuchi

Representative of the SAB was as follows:

- Lisa Silverman, Executive Officer

Representatives of the Department of General Services, Office of Public School Construction (OPSC), were as follows:

- Lisa Silverman, Executive Officer
- Barbara Kampmeiner, Deputy Executive Officer

Representative of the Department of General Services, Office of Legal Services, was as follows:

- Ephraim Egan, Staff Counsel

With a quorum present, Ms. Miller, Chair, called the meeting to order at 4:03 p.m. The Chair introduced and welcomed Senator Josh Newman as the newest member appointed to the SAB. Senator Newman replaced former Senator Connie Leyva.

PRIOR MINUTES

A motion was made, and seconded, to approve the March 22, 2023 meeting Minutes. The Chair called for a roll-call vote and the motion carried per the following votes:

| MEMBER | AYE | NAY | ABSTAIN | ABSENT |
|-----------------------------------|------------|------------|----------------|---------------|
| Senator Wilk | X | | | |
| Senator Laird | | | | X |
| Senator Newman | X | | | |
| Assembly Member Bonta | | | | X |
| Assembly Member Muratsuchi | | | | X |
| Assembly Member Davies | X | | | |
| Juan Mireles | X | | | |
| Jeremy Smith | X | | | |
| Ana Lasso | X | | | |
| Gayle Miller | X | | | |
| Total | 7 | | | 3 |

Motion:

Carried X

Failed

EXECUTIVE OFFICER'S STATEMENT

The Executive Officer informed the SAB of the following:

School Districts Impacted by Recent Storms

OPSC and the CDE have been actively meeting with numerous school districts that experienced damages to their school site(s) as a result of the recent storms and severe flooding that may be beyond the costs covered by insurance, the Governor's Office of Emergency Services and the Federal Emergency Management Agency. OPSC encourages school districts impacted by the recent storms to reach out to OPSC's Facility Hardship Program team to discuss potential funding options. Information about the Facility Hardship Program can be found on OPSC's website.

Priority Funding Apportionments

In order to address remaining Priority Funding Apportionment requests and, as part of the consent portion of this agenda, there is \$148.2 million in priority funding apportionments for 32 projects, representing 23 school districts and qualifying applicants. School districts and qualifying applicants have until the end of day on July 25, 2023, to submit a *Fund Release Authorization* (Form SAB 50-05) from an authorized district representative to OPSC.

Richmond Elementary School Groundbreaking

On April 17, 2023, OPSC attended the Sierra Sands Unified School District's groundbreaking ceremony for the reconstruction of Richmond Elementary School. The current school site has been awarded \$78 million from the Department of Defense's Public Schools on Military Installations (PSMI) program. The school is currently located on Naval Air Weapons Station Base at China Lake; the school will be reconstructed outside the base fence. This is Sierra Sands Unified School District's third project to benefit from the PSMI program.

EXECUTIVE OFFICER'S STATEMENT (cont.)**Joint Agency Virtual Office Hours**

OPSC, the CDE, and the Division of the State Architect (DSA) will host the third monthly virtual office hours session on Friday, April 28, 2023, from 11:00 a.m. to 12:00 p.m. No appointments are necessary. Staff from all three agencies will be available to provide assistance in all areas of the plan review and approval process, funding application and approval process, and construction and funding closeout process that is required for state-funded programs. This virtual office hours session will include additional mini workshops with a focus on CDE's application process, updates to DSA's publications, the School Facility Program Facility Hardship Program, and OPSC Online. Future dates will be announced in the coming weeks.

Next SAB Meeting

The SAB and stakeholders were reminded that the next SAB meeting would be Wednesday, May 24, 2023 at 4:00 p.m. The meeting will be conducted by way of Zoom meeting and teleconference. Senate Bill 189 (Chapter 48, Statutes of 2022) permits the SAB to resume meetings remotely through June 30, 2023.

CONSENT ITEMS

A motion was made, and seconded, to approve the Consent calendar as presented. The Chair called for a roll-call vote and the motion carried per the following votes:

| MEMBER | AYE | NAY | ABSTAIN | ABSENT |
|----------------------------|----------|-----|---------|----------|
| Senator Wilk | X | | | |
| Senator Laird | | | | X |
| Senator Newman | X | | | |
| Assembly Member Bonta | | | | X |
| Assembly Member Muratsuchi | | | | X |
| Assembly Member Davies | X | | | |
| Juan Mireles | X | | | |
| Jeremy Smith | X | | | |
| Ana Lasso | X | | | |
| Gayle Miller | X | | | |
| Total | 7 | | | 3 |

Motion:

Carried X

Failed

REPORTS, DISCUSSION, AND INFORMATION ITEMS

The SAB acknowledged the following reports:

- ***State Allocation Board Three-Month Projected Workload***
- ***State Allocation Board Meeting Dates for the 2023 Calendar Year***
- ***School Facility Program Unfunded List as of March 22, 2023***

REPORTS, DISCUSSION, AND INFORMATION ITEMS (cont.)

- ***School Facility Program Workload List of Applications Received Through March 31, 2023***
- ***California Preschool, Transitional Kindergarten and Full-Day Kindergarten Facilities Grant Program Workload List as of March 31, 2023***
- ***School Facility Program Applications Received Beyond Bond Authority List as of March 31, 2023***
- ***Facility Hardship/Rehabilitation Approvals Without Funding as of March 22, 2023***

CLOSED SESSION

The Chair announced that there would be no closed session held at this meeting.

ADJOURNMENT

There being no further business to come before the SAB, the Chair adjourned the meeting at 4:14 p.m.

A handwritten signature in black ink, appearing to read "Jack Silverman". The signature is written in a cursive, flowing style.

ATTACHMENT A

Approved Consent Items on 04/26/2023

| Program | Application No. | School District | County Name |
|-------------------|-----------------|-----------------------------|----------------|
| SFP - Mod. | 57/67611-00-005 | BARSTOW UNIFIED | SAN BERNARDINO |
| SFP - Career Tech | 55/70524-00-003 | BENICIA UNIFIED | SOLANO |
| Unused Sites | 92/61655-00-000 | BRENTWOOD UNION | CONTRA COSTA |
| SFP - New Constr. | 50/66464-00-025 | CAPISTRANO UNIFIED | ORANGE |
| SFP - Mod. | 57/66464-00-000 | CAPISTRANO UNIFIED | ORANGE |
| SFP - Charter | 54/69914-00-001 | CASCADE UNION ELEMENTARY | SHASTA |
| SFP - Charter | 54/69914-00-002 | CASCADE UNION ELEMENTARY | SHASTA |
| SFP - Mod. | 57/73676-00-006 | COACHELLA VALLEY UNIFIED | RIVERSIDE |
| SFP - Mod. | 57/73676-00-000 | COACHELLA VALLEY UNIFIED | RIVERSIDE |
| Unused Sites | 92/73882-00-000 | COTATI-ROHNERT PARK UNIFIED | SONOMA |
| SFP - Mod. | 57/71860-00-013 | CUTLER-OROSI JOINT UNIFIED | TULARE |
| SFP - Mod. | 57/72678-00-019 | DAVIS JOINT UNIFIED | YOLO |
| SFP - Charter | 54/69427-00-005 | EAST SIDE UNION HIGH | SANTA CLARA |
| SFP - Charter | 54/69427-00-006 | EAST SIDE UNION HIGH | SANTA CLARA |
| SFP - Mod. | 57/67314-00-035 | ELK GROVE UNIFIED | SACRAMENTO |
| SFP - Mod. | 57/67314-00-000 | ELK GROVE UNIFIED | SACRAMENTO |
| SFP - New Constr. | 50/68502-00-000 | ESCALON UNIFIED | SAN JOAQUIN |
| SFP - New Constr. | 50/68502-00-001 | ESCALON UNIFIED | SAN JOAQUIN |

ATTACHMENT A

Approved Consent Items on 04/26/2023

| Program | Application No. | School District | County Name |
|-------------------|-----------------|-----------------------------|-------------|
| SFP - Mod. | 57/68502-00-004 | ESCALON UNIFIED | SAN JOAQUIN |
| SFP - New Constr. | 50/70540-00-031 | FAIRFIELD-SUISUN UNIFIED | SOLANO |
| SFP - New Constr. | 50/70540-00-000 | FAIRFIELD-SUISUN UNIFIED | SOLANO |
| SFP - New Constr. | 50/62828-00-002 | FRESHWATER ELEMENTARY | HUMBOLDT |
| SFP - Mod. | 57/66522-00-097 | GARDEN GROVE UNIFIED | ORANGE |
| SFP - Mod. | 57/66522-00-098 | GARDEN GROVE UNIFIED | ORANGE |
| SFP - Mod. | 57/66522-00-099 | GARDEN GROVE UNIFIED | ORANGE |
| SFP - Mod. | 57/66522-00-100 | GARDEN GROVE UNIFIED | ORANGE |
| SFP - Mod. | 57/66522-00-101 | GARDEN GROVE UNIFIED | ORANGE |
| SFP - Mod. | 57/66522-00-000 | GARDEN GROVE UNIFIED | ORANGE |
| SFP - Mod. | 57/66035-00-000 | GREENFIELD UNION ELEMENTARY | MONTEREY |
| SFP - Mod. | 57/66035-00-004 | GREENFIELD UNION ELEMENTARY | MONTEREY |
| SFP - Mod. | 57/66035-00-005 | GREENFIELD UNION ELEMENTARY | MONTEREY |
| SFP - Mod. | 57/66035-00-006 | GREENFIELD UNION ELEMENTARY | MONTEREY |
| SFP - Charter | 54/61192-02-003 | HAYWARD UNIFIED | ALAMEDA |
| SFP - Charter | 54/61192-02-004 | HAYWARD UNIFIED | ALAMEDA |
| SFP - Mod. | 57/73650-00-034 | IRVINE UNIFIED | ORANGE |
| SFP - Mod. | 57/73650-00-035 | IRVINE UNIFIED | ORANGE |

ATTACHMENT A

Approved Consent Items on 04/26/2023

| Program | Application No. | School District | County Name |
|-------------------|-----------------|----------------------------|--------------|
| SFP - Mod. | 57/73650-00-036 | IRVINE UNIFIED | ORANGE |
| SFP - Mod. | 57/73650-00-000 | IRVINE UNIFIED | ORANGE |
| SFP - Mod. | 57/61697-00-000 | JOHN SWETT UNIFIED | CONTRA COSTA |
| SFP - Mod. | 57/61697-00-004 | JOHN SWETT UNIFIED | CONTRA COSTA |
| SFP - Mod. | 57/65334-00-004 | KENTFIELD ELEMENTARY | MARIN |
| SFP - Mod. | 57/61713-00-008 | LAFAYETTE ELEMENTARY | CONTRA COSTA |
| SFP - Charter | 54/64733-00-104 | LOS ANGELES UNIFIED | LOS ANGELES |
| SFP - Charter | 54/64733-00-102 | LOS ANGELES UNIFIED | LOS ANGELES |
| SFP - Mod. | 57/64733-00-000 | LOS ANGELES UNIFIED | LOS ANGELES |
| SFP - Career Tech | 55/64774-00-001 | LYNWOOD UNIFIED | LOS ANGELES |
| SFP - Mod. | 57/75333-00-009 | MANHATTAN BEACH UNIFIED | LOS ANGELES |
| SFP - Mod. | 57/75333-00-000 | MANHATTAN BEACH UNIFIED | LOS ANGELES |
| SFP - Mod. | 57/66092-00-032 | MONTEREY PENINSULA UNIFIED | MONTEREY |
| SFP - Charter | 54/69583-00-002 | MORGAN HILL UNIFIED | SANTA CLARA |
| SFP - Mod. | 57/64816-00-010 | MOUNTAIN VIEW ELEMENTARY | LOS ANGELES |
| SFP - Mod. | 57/64816-00-011 | MOUNTAIN VIEW ELEMENTARY | LOS ANGELES |
| SFP - Mod. | 57/64816-00-013 | MOUNTAIN VIEW ELEMENTARY | LOS ANGELES |
| SFP - Mod. | 57/64816-00-000 | MOUNTAIN VIEW ELEMENTARY | LOS ANGELES |

ATTACHMENT A

Approved Consent Items on 04/26/2023

| Program | Application No. | School District | County Name | |
|------------------------------|----------------------------|-----------------------------|------------------|-----------|
| SFP - Charter | 54/75283-00-008 | NATOMAS UNIFIED | SACRAMENTO | |
| SFP - Charter | 54/75283-00-009 | NATOMAS UNIFIED | SACRAMENTO | |
| SFP - Charter | 54/75283-00-010 | NATOMAS UNIFIED | SACRAMENTO | |
| SFP - Mod. | 57/66597-00-047 | NEWPORT-MESA UNIFIED | ORANGE | |
| SFP - Mod. | 57/66597-00-048 | NEWPORT-MESA UNIFIED | ORANGE | |
| SFP - Mod. | 57/66597-00-049 | NEWPORT-MESA UNIFIED | ORANGE | |
| SFP - Mod. | 57/66597-00-050 | NEWPORT-MESA UNIFIED | ORANGE | |
| SFP - Mod. | 57/66597-00-000 | NEWPORT-MESA UNIFIED | ORANGE | |
| SFP - Mod. | 57/63693-00-002 | NORRIS | KERN | |
| SFP - Mod. | 57/63693-00-000 | NORRIS | KERN | |
| Unused Sites | 92/64840-00-000 | NORWALK-LA MIRADA UNIFIED | LOS ANGELES | |
| SFP - Charter | 54/61259-13-002 | OAKLAND UNIFIED | ALAMEDA | |
| SFP - Charter | 54/61259-09-008 | OAKLAND UNIFIED | ALAMEDA | |
| SFP - Charter | 54/61259-09-009 | OAKLAND UNIFIED | ALAMEDA | |
| SFP - Charter | 54/61259-00-011 | OAKLAND UNIFIED | ALAMEDA | |
| SFP - Charter | 54/67199-00-001 | PERRIS ELEMENTARY | RIVERSIDE | |
| SFP - Mod. | 57/61275-00-006 | PIEDMONT CITY UNIFIED | ALAMEDA | |
| SFP - New Constr. | 50/62638-00-002 | PLAZA ELEMENTARY | GLENN | WITHDRAWN |

ATTACHMENT A

Approved Consent Items on 04/26/2023

| Program | Application No. | School District | County Name | |
|-----------------------|----------------------------|--|----------------------|-----------|
| SFP - Charter | 54/65599-00-001 | POINT ARENA JOINT UNION HIGH | MENDOCINO | |
| SFP - Mod. | 57/61978-00-006 | RESCUE UNION ELEMENTARY | EL DORADO | |
| SFP - Mod. | 57/61978-00-007 | RESCUE UNION ELEMENTARY | EL DORADO | WITHDRAWN |
| Unused Sites | 92/67215-00-000 | RIVERSIDE UNIFIED | RIVERSIDE | |
| SFP - New Constr. | 50/75085-00-015 | ROCKLIN UNIFIED | PLACER | |
| SFP - New Constr. | 50/75085-00-000 | ROCKLIN UNIFIED | PLACER | |
| SFP - Charter | 54/67439-00-007 | SACRAMENTO CITY UNIFIED | SACRAMENTO | |
| SFP - Charter | 54/67439-00-008 | SACRAMENTO CITY UNIFIED | SACRAMENTO | |
| SFP - Charter | 54/68338-02-003 | SAN DIEGO UNIFIED | SAN DIEGO | |
| SFP - Charter | 54/68338-02-004 | SAN DIEGO UNIFIED | SAN DIEGO | |
| SFP - Charter | 54/68338-02-002 | SAN DIEGO UNIFIED | SAN DIEGO | |
| SFP - Charter | 54/68338-00-007 | SAN DIEGO UNIFIED | SAN DIEGO | |
| SFP - Mod. | 57/68478-63-005 | SAN FRANCISCO UNIFIED | SAN FRANCISCO | |
| SFP - Mod. | 57/68478-00-062 | SAN FRANCISCO UNIFIED | SAN FRANCISCO | |
| SFP - New Constr. | 50/10397-00-000 | SAN JOAQUIN COUNTY OFFICE OF EDUCATION | SAN JOAQUIN | |
| SFP - Mod. | 57/10397-00-000 | SAN JOAQUIN COUNTY OFFICE OF EDUCATION | SAN JOAQUIN | |
| SFP - New Constr. | 50/10397-00-025 | SAN JOAQUIN COUNTY OFFICE OF EDUCATION | SAN JOAQUIN | |
| SFP - Mod. | 57/10397-00-005 | SAN JOAQUIN COUNTY OFFICE OF EDUCATION | SAN JOAQUIN | |

ATTACHMENT A

Approved Consent Items on 04/26/2023

| Program | Application No. | School District | County Name |
|-------------------|-----------------|--------------------------|---------------|
| SFP - Mod. | 57/69666-00-000 | SAN JOSE UNIFIED | SANTA CLARA |
| SFP - Mod. | 57/69666-00-050 | SAN JOSE UNIFIED | SANTA CLARA |
| SFP - Mod. | 57/69666-00-051 | SAN JOSE UNIFIED | SANTA CLARA |
| SFP - Charter | 54/67447-00-008 | SAN JUAN UNIFIED | SACRAMENTO |
| SFP - Mod. | 57/61804-00-044 | SAN RAMON VALLEY UNIFIED | CONTRA COSTA |
| SFP - Mod. | 57/61804-00-043 | SAN RAMON VALLEY UNIFIED | CONTRA COSTA |
| SFP - Mod. | 57/61804-00-000 | SAN RAMON VALLEY UNIFIED | CONTRA COSTA |
| SFP - New Constr. | 51/66670-00-002 | SANTA ANA UNIFIED | ORANGE |
| SFP - Mod. | 57/76786-00-013 | SANTA BARBARA UNIFIED | SANTA BARBARA |
| SFP - Mod. | 57/76786-00-014 | SANTA BARBARA UNIFIED | SANTA BARBARA |
| SFP - Mod. | 57/76786-00-000 | SANTA BARBARA UNIFIED | SANTA BARBARA |
| SFP - Mod. | 57/76786-00-015 | SANTA BARBARA UNIFIED | SANTA BARBARA |
| SFP - Career Tech | 55/70920-00-004 | SANTA ROSA HIGH | SONOMA |
| SFP - New Constr. | 51/75432-00-001 | SCOTTS VALLEY UNIFIED | SANTA CRUZ |
| SFP - New Constr. | 50/65029-00-005 | SOUTH PASADENA UNIFIED | LOS ANGELES |
| SFP - Mod. | 57/73643-00-024 | TUSTIN UNIFIED | ORANGE |
| SFP - Mod. | 57/73643-00-026 | TUSTIN UNIFIED | ORANGE |
| SFP - Career Tech | 55/73643-00-004 | TUSTIN UNIFIED | ORANGE |

ATTACHMENT A

Approved Consent Items on 04/26/2023

| Program | Application No. | School District | County Name |
|-------------------|-----------------|---------------------------------|-------------|
| SFP - Mod. | 57/73643-00-028 | TUSTIN UNIFIED | ORANGE |
| SFP - Mod. | 57/73643-00-000 | TUSTIN UNIFIED | ORANGE |
| SFP - New Constr. | 50/73460-00-012 | WALNUT VALLEY UNIFIED | LOS ANGELES |
| SFP - Mod. | 57/63859-00-001 | WASCO UNION HIGH | KERN |
| SFP - Mod. | 57/63859-00-002 | WASCO UNION HIGH | KERN |
| SFP - Mod. | 57/65110-00-015 | WHITTIER CITY | LOS ANGELES |
| SFP - Mod. | 57/65110-00-000 | WHITTIER CITY | LOS ANGELES |
| SFP - Mod. | 57/10587-00-002 | YUBA COUNTY OFFICE OF EDUCATION | YUBA |

Executive Officer Statement

EXECUTIVE OFFICER STATEMENT
State Allocation Board Meeting, May 31, 2023

UPCOMING PRIORITY FUNDING FILING ROUND

The 25th Priority Funding filing period began on May 10, 2023 and will close on June 8, 2023. Applicants are encouraged to submit Priority Funding requests electronically through OPSC Online. All requests must be received by the Office of Public School Construction (OPSC) before the end of the day on June 8, 2023. These requests will be valid from July 1, 2023 through December 31, 2023.

SUSTAINABLE FACILITIES FORUM

The Office of Public School Construction participated in Green Technology's Sustainable Facilities Forum on May 18, 2023. OPSC provided an overview of the School Facility Program as well as guidance for how to include green energy properties in project planning. A video of the presentation has been uploaded to [OPSC's YouTube](#) page.

NEXT MEETING

As a result of Senate Bill 189 (Chapter 48, Statutes of 2022), the Board is permitted to hold meetings remotely via Zoom and teleconference through June 30, 2023.

The next meeting is scheduled for Wednesday, June 28, 2023 at 4 p.m. by way of Zoom meeting and teleconference.

Consent

State of California
State Allocation Board

SCHOOL FACILITY PROGRAM

This Resolution of the State Allocation Board (hereafter referred to as the “Board”) is applicable to the appropriate sections of the Education Code and is described and filed in the office of the Executive Officer and will be made available to all interested parties as the Resolution pertains to the documents attached hereto. Said documents were acted upon by the Board at its meeting on May 31, 2023.

WHEREAS, the Board has previously approved or determined to be approvable a number of projects for construction or modernization eligibility of facilities for school districts and is making apportionments and/or unfunded approvals for the grant amounts for projects that meet the Board’s criteria for the apportionment of grants pursuant to Education Code Sections 17072.10, 17078.52, 17078.70, 17079 or 17074.10 or Board Regulations 1859.81.1 or 1859.83;

WHEREAS, Treasury Regulations Section 1.150-2 require the State (on whose behalf the Board is acting) to declare its reasonable intent to provide grant funding to school districts, in accordance with Board policy and law, for costs of the projects with proceeds of State bonds.

NOW THEREFORE, BE IT RESOLVED:

1. This Resolution is adopted by the Board for the purposes of establishing compliance with Treasury Regulations Section 1.150-2 and this Resolution does not bind the Board to make any additional apportionment or bind the State to incur any indebtedness.
2. The Board anticipates that some or all of the school districts listed on the list of “Projects” referred to in this Resolution will pay certain capital expenditures in connection with some or all of the project’s cost prior to the issuance of bonds by the State to pay for the grants for the projects. The reimbursement of such costs is consistent with the State’s budgetary and financial circumstances, and in accordance with Board policy, as no other funds or accounts of the State have been budgeted or are available to pay the costs of the projects on either a short-term or a long-term basis.
3. The Board, acting on behalf of the State, hereby declares that it is the State’s official intent to use proceeds of general obligation bonds and/or General Fund proceeds that may become available for such purpose, consistent with the requirements of law that are in effect at the time the funds are available, to provide grants, in accordance with applicable, laws and regulations.
4. This Resolution shall be continuously available for inspection by the general public during normal business hours at the offices of the Board at 707 3rd Street, West Sacramento, California, commencing within one week after the date of enactment of this Resolution.
5. Any eligibility determination does not constitute a commitment of future funding by the Board.

SCHOOL FACILITY PROGRAM ELIGIBILITY ESTABLISHMENTS

PURPOSE OF REPORT

To present the Districts' requests for School Facility Program (SFP) eligibility approval.

DESCRIPTION

The school districts shown in the following sections have complied with State Allocation Board (Board) regulations regarding new construction or modernization eligibility determinations for the projects listed.

RECOMMENDATIONS

1. Approve the eligibility determinations for the districts/projects shown on the Attachment.
2. Provide that this approval of eligibility determination for the districts/projects listed does not constitute a commitment for future funding by the Board.
3. For purposes of any application for funding, provide that the district must comply with all requirements of law and regulations pertaining to the SFP.

ELIGIBILITY APPROVALS MODERNIZATION

| <u>District</u> | <u>School Name</u> | <u>County</u> | <u>Application Number 57/</u> | <u>Justification Document Date</u> | <u>Site Baseline Eligibility K-6</u> | <u>Site Baseline Eligibility 7-8</u> | <u>Site Baseline Eligibility 9-12</u> | <u>Site Baseline Eligibility Non Severe</u> | <u>Site Baseline Eligibility Severe</u> |
|-----------------------------|----------------------------------|---------------|---------------------------------------|--|--|--|---|---|---|
| Corona-Norco Unified | Norco Junior High | Riverside | 67033-00-000 | 03/29/2023 | 0 | 54 | 0 | 0 | 0 |
| Galt Joint Union Elementary | Vernon E. Greer Elementary | Sacramento | 67348-00-000 | 03/21/2023 | 451 | 0 | 0 | 9 | 0 |
| Grass Valley Elementary | Grass Valley Alternative Charter | Nevada | 66332-00-000 | 03/28/2023 | 409 | 106 | 0 | 0 | 0 |
| Grass Valley Elementary | Scotten (Margaret G.) | Nevada | 66332-00-000 | 10/05/2017 | 501 | 0 | 0 | 0 | 0 |
| Moreno Valley Unified | Canyon Springs High | Riverside | 67124-00-000 | 04/03/2023 | 0 | 0 | 2,222 | 93 | 33 |
| Moreno Valley Unified | Hendrick Ranch Elementary | Riverside | 67124-00-000 | 03/15/2023 | 506 | 0 | 0 | 27 | 0 |
| Moreno Valley Unified | Hidden Springs Elementary | Riverside | 67124-00-000 | 03/16/2023 | 526 | 0 | 0 | 0 | 0 |
| Moreno Valley Unified | Mountain View Middle | Riverside | 67124-00-000 | 04/03/2023 | 0 | 1,228 | 0 | 26 | 18 |
| Moreno Valley Unified | Ridge Crest Elementary | Riverside | 67124-00-000 | 03/21/2023 | 550 | 0 | 0 | 10 | 0 |
| Redwood City Elementary | Kennedy (John F.) Intermediate | San Mateo | 69005-00-000 | 03/28/2023 | 0 | 513 | 0 | 0 | 0 |
| Stockton Unified | Cleveland Elementary | San Joaquin | 68676-00-000 | 04/06/2023 | 150 | 0 | 0 | 26 | 23 |

SCHOOL FACILITY PROGRAM ELIGIBILITY ADJUSTMENTS

PURPOSE OF REPORT

To adjust the baseline eligibility for new construction and modernization projects under the Leroy F. Greene School Facilities Act of 1998.

DESCRIPTION

The districts listed on Attachment A have received eligibility approval for new construction. There has been a change in their baseline in accordance with the California Code of Regulations relating to the Leroy F. Greene School Facilities Act of 1998, Section 1859.51.

The districts listed on Attachment B have received eligibility approval for modernization. There has been a change in their baseline in accordance with the California Code of Regulations relating to the Leroy F. Greene School Facilities Act of 1998, Section 1859.61.

RECOMMENDATIONS

1. Approve an adjustment to the new construction eligibility baseline determination as shown on Attachment A.
2. Approve an adjustment to the modernization eligibility baseline determination as shown on Attachment B.
3. Provide that this approval of adjusted eligibility determination does not constitute a commitment for future funding by the State Allocation Board.

KEY TO ADJUSTMENTS

NEW CONSTRUCTION ONLY

- (a) Reduced by the number of pupils provided grants in a new construction School Facility Program (SFP) project and by the number of pupils that received a Preliminary Apportionment pursuant to Section 1859.140 or a Preliminary Charter School Apportionment pursuant to Regulation Section 1859.162.2.
- (b) Reduced by the number of pupils housed, based on the loading standards pursuant to Ed. Code Section 17071.25(a)(2)(A), in a new construction LPP project funded under the provisions of the LPP pursuant to Regulation Section 1859.12 or 1859.13.
- (c) Reduced by the number of pupils housed in additional classrooms constructed or purchased based on the loading standards, pursuant to Ed. Code Section 17071.25(a)(2)(A), in a modernization SFP project.
- (d) Adjusted as a result of audit findings made pursuant to Regulation Sections 1859.90 and 1859.105.
- (e) Increased/decreased by changes in projected enrollment in subsequent enrollment reporting years, except as provided in (j) below.
- (f) Adjusted as a result of errors or omissions by the district or by the Office of Public School Construction (OPSC).
- (g) Adjusted as result of amendments to the SFP Regulations that affect the eligibility.
- (h) Increased by the number of pupils eligible for grants pursuant to Regulation Section 1859.82(a).
- (i) Reduced by the number of pupils housed in classrooms provided after the baseline eligibility was determined by the State Allocation Board, with 12 exceptions at Regulation Section 1859.51(i).
- (j) For Small School Districts, following a 3-year period after the district's eligibility was approved by the Board, decreased by any reduction in projected enrollment, and by any increase in pupils in the latest CDE operational grant report per Ed. Code Sec. 42268.
- (k) Adjusted for any changes in classroom inventory as a result of a reorganization election.
- (l) For classroom loading standards adopted by the Board for non-severely and severely disabled individuals with exceptional needs.
- (m) As directed by the SAB due to finding a Material Inaccuracy pursuant to Section 1859.104.1.
- (n) Increased by the number of pupils that received a Preliminary Apportionment that was rescinded pursuant to Section 1859.148 or a Preliminary Charter School Apportionment that was rescinded pursuant to Section 1859.166.
- (o) Adjusted for operational grant changes as determined/provided by the California Department of Education.
- (p) For High School Attendance Area (HSAA) districts with Preliminary Apportionments within the 2002 or 2004 Critically Overcrowded School Facilities Account, adjusted in accordance with Regulation Section 1859.51(p)(1), (2), or (3).
- (q) Adjusted by the difference between the Alternative Enrollment Projection for the current enrollment reporting year and the projected enrollment determined pursuant to Section 1859.42 for the current enrollment reporting year, or by the eligibility remaining from this calculation that can no longer be utilized if the funds made available pursuant to EC Section 17071.75(a)(1)(A) have been exhausted.
- (r) Adjusted per Ed. Code Sec. 17071.75(b)(2) by the number of pupils housed, based on the loading standards per Ed. Code Sec. 17071.25(a)(2)(A), in any classroom(s) where title was relinquished to the School District receiving the transferred classrooms.

KEY TO ADJUSTMENTS

MODERNIZATION ONLY

- (a) Reduced by the number of pupils provided grants in a modernization SFP project or CSFP Rehabilitation project at the specific site.
- (b) Reduced by the number of pupils housed, based on the loading standard pursuant to EC Section 17071.25(a)(2), in a modernization LPP project funded under the LPP pursuant to Regulation Section 1859.14 and 1859.15.
- (c) Increased by changes in projected enrollment in subsequent enrollment reporting years.
- (d) (1) Increased for additional facilities not previously modernized with State funds, that become 25 years old, if permanent, or 20 years old, if portable or, (2) as a result of audit findings made pursuant to Regulation Sections 1859.90 and 1859.105.
- (e) Adjusted as a result of errors or omissions by the district or by the OPSC.
- (f) Adjusted as result of amendments to the Subgroup 5.5 Regulations that affect the eligibility.
- (g) For classroom loading standards adopted by the Board for non-severely and severely disabled individuals with exceptional needs.
- (h) As directed by the SAB due to finding a Material Inaccuracy pursuant to Regulation Section 1859.104.1.
- (i) Increased for facilities previously modernized with State funds, which qualify for an additional modernization apportionment pursuant to Regulation Section 1859.78.8.
- (j) Adjusted as a result of the Reconfiguration of an existing high school under the Small High School Program.
- (k) Decreased for facilities that were deemed eligible for modernization pursuant to Regulation Sections 1859.60 and 1859.61(d) and subsequently replaced, or will be replaced under a signed contract for construction or acquisition of facilities, in a project funded by the district without participation from the State.
- (l) Adjusted as a result of replaced eligible portables funded with the Overcrowding Relief Grant, per Ed. Code Section 17079 et seq.
- (m) Adjusted as a result of classrooms demolished and replaced pursuant to Regulation Section 1859.82.

State Allocation Board Meeting, May 31, 2023
ATTACHMENT A

District: Clovis Unified
Attendance Area: District-Wide
County: Fresno
Application Number: 50/62117-00-000

| | <i>Adjustment Type</i> | <i>K-6</i> | <i>7-8</i> | <i>9-12</i> | <i>Non-Severe</i> | <i>Severe</i> |
|--|------------------------|------------|------------|-------------|-------------------|---------------|
| <i>Current Baseline Eligibility</i> | | 3,664 | 1,162 | 2,242 | -50 | 1,137 |
| <i>Adjustment Per This Item</i> | e | -1,721 | -502 | -744 | 0 | -372 |
| <i>Net Baseline Eligibility</i> | | 1,943 | 660 | 1,498 | -50 | 765 |

District: Fremont Union High
Attendance Area: Fremont Union High – Homestead
County: Santa Clara
Application Number: 50/69468-04-000

| | <i>Adjustment Type</i> | <i>K-6</i> | <i>7-8</i> | <i>9-12</i> | <i>Non-Severe</i> | <i>Severe</i> |
|--|------------------------|------------|------------|-------------|-------------------|---------------|
| <i>Current Baseline Eligibility</i> | | 0 | 0 | 118 | -22 | 0 |
| <i>Adjustment Per This Item</i> | i | 0 | 0 | -27 | 0 | 0 |
| <i>Net Baseline Eligibility</i> | | 0 | 0 | 91 | -22 | 0 |

District: Hesperia Unified
Attendance Area: District-Wide
County: San Bernardino
Application Number: 50/75044-00-000

| | <i>Adjustment Type</i> | <i>K-6</i> | <i>7-8</i> | <i>9-12</i> | <i>Non-Severe</i> | <i>Severe</i> |
|--|------------------------|------------|------------|-------------|-------------------|---------------|
| <i>Current Baseline Eligibility</i> | | 8,636 | 2,157 | 6,089 | 98 | 363 |
| <i>Adjustment Per This Item</i> | e | -3,333 | -1,048 | -2,389 | 175 | 434 |
| <i>Net Baseline Eligibility</i> | | 5,303 | 1,109 | 3,700 | 273 | 797 |

District: Kern High
Attendance Area: District-Wide
County: Kern
Application Number: 50/63529-00-000

| | <i>Adjustment Type</i> | <i>K-6</i> | <i>7-8</i> | <i>9-12</i> | <i>Non-Severe</i> | <i>Severe</i> |
|--|------------------------|------------|------------|-------------|-------------------|---------------|
| <i>Current Baseline Eligibility</i> | | 0 | 0 | 2,518 | 326 | 290 |
| <i>Adjustment Per This Item</i> | f | 0 | 0 | 5,482 | 90 | 57 |
| <i>Adjustment Per This Item</i> | e | 0 | 0 | 846 | -1,045 | 243 |
| <i>Net Baseline Eligibility</i> | | 0 | 0 | 8,846 | -629 | 590 |

State Allocation Board Meeting, May 31, 2023
ATTACHMENT A

District: Las Virgenes Unified
Attendance Area: District-Wide
County: Los Angeles
Application Number: 50/64683-00-000

| | <i>Adjustment Type</i> | <i>K-6</i> | <i>7-8</i> | <i>9-12</i> | <i>Non-Severe</i> | <i>Severe</i> |
|--|------------------------|------------|------------|-------------|-------------------|---------------|
| <i>Current Baseline Eligibility</i> | | -2,819 | -698 | -1,621 | 208 | 121 |
| <i>Adjustment Per This Item</i> | e | 1,334 | -188 | -170 | -665 | -40 |
| <i>Net Baseline Eligibility</i> | | -1,485 | -886 | -1,791 | -457 | 81 |

District: Los Banos Unified
Attendance Area: District-Wide
County: Merced
Application Number: 50/65755-00-000

| | <i>Adjustment Type</i> | <i>K-6</i> | <i>7-8</i> | <i>9-12</i> | <i>Non-Severe</i> | <i>Severe</i> |
|--|------------------------|------------|------------|-------------|-------------------|---------------|
| <i>Current Baseline Eligibility</i> | | -496 | -85 | 620 | 92 | 0 |
| <i>Adjustment Per This Item</i> | e | -234 | -145 | -437 | -29 | 0 |
| <i>Adjustment Per This Item</i> | i | -50 | 0 | 0 | 0 | 0 |
| <i>Net Baseline Eligibility</i> | | -780 | -230 | 183 | 63 | 0 |

District: Moreno Valley Unified
Attendance Area: District-Wide
County: Riverside
Application Number: 50/67124-00-000

| | <i>Adjustment Type</i> | <i>K-6</i> | <i>7-8</i> | <i>9-12</i> | <i>Non-Severe</i> | <i>Severe</i> |
|--|------------------------|------------|------------|-------------|-------------------|---------------|
| <i>Current Baseline Eligibility</i> | | 1,714 | -2,317 | 1,570 | 89 | 168 |
| <i>Adjustment Per This Item</i> | c | 0 | -27 | 0 | 0 | 0 |
| <i>Net Baseline Eligibility</i> | | 1,714 | -2,344 | 1,570 | 89 | 168 |

District: Novato Unified
Attendance Area: District-Wide
County: Marin
Application Number: 50/65417-00-000

| | <i>Adjustment Type</i> | <i>K-6</i> | <i>7-8</i> | <i>9-12</i> | <i>Non-Severe</i> | <i>Severe</i> |
|--|------------------------|------------|------------|-------------|-------------------|---------------|
| <i>Current Baseline Eligibility</i> | | -429 | -261 | 5 | -17 | 0 |
| <i>Adjustment Per This Item</i> | c | 0 | 0 | -135 | 0 | 0 |
| <i>Adjustment Per This Item</i> | c | 0 | 0 | -27 | 0 | 0 |
| <i>Net Baseline Eligibility</i> | | -429 | -261 | -157 | -17 | 0 |

State Allocation Board Meeting, May 31, 2023
ATTACHMENT A

District: Orange Unified
Attendance Area: District-Wide
County: Orange
Application Number: 50/66621-00-000

| | <i>Adjustment Type</i> | <i>K-6</i> | <i>7-8</i> | <i>9-12</i> | <i>Non-Severe</i> | <i>Severe</i> |
|--|------------------------|------------|------------|-------------|-------------------|---------------|
| <i>Current Baseline Eligibility</i> | | -5,097 | -686 | -153 | -79 | 22 |
| <i>Adjustment Per This Item</i> | c | 0 | 0 | -648 | 0 | 0 |
| <i>Net Baseline Eligibility</i> | | -5,097 | -686 | -801 | -79 | 22 |

District: Piedmont City Unified
Attendance Area: District-Wide
County: Alameda
Application Number: 50/61275-00-000

| | <i>Adjustment Type</i> | <i>K-6</i> | <i>7-8</i> | <i>9-12</i> | <i>Non-Severe</i> | <i>Severe</i> |
|--|------------------------|------------|------------|-------------|-------------------|---------------|
| <i>Current Baseline Eligibility</i> | | 0 | -135 | 0 | -13 | 18 |
| <i>Adjustment Per This Item</i> | c | 0 | 0 | -27 | 0 | 0 |
| <i>Net Baseline Eligibility</i> | | 0 | -135 | -27 | -13 | 18 |

District: Sanger Unified
Attendance Area: District-Wide
County: Fresno
Application Number: 50/62414-00-000

| | <i>Adjustment Type</i> | <i>K-6</i> | <i>7-8</i> | <i>9-12</i> | <i>Non-Severe</i> | <i>Severe</i> |
|--|------------------------|------------|------------|-------------|-------------------|---------------|
| <i>Current Baseline Eligibility</i> | | 1,006 | 264 | -53 | 38 | 71 |
| <i>Adjustment Per This Item</i> | e | -343 | -73 | -144 | -36 | -67 |
| <i>Net Baseline Eligibility</i> | | 663 | 191 | -197 | 2 | 4 |

District: Visalia Unified
Attendance Area: District-Wide
County: Tulare
Application Number: 50/72256-00-000

| | <i>Adjustment Type</i> | <i>K-6</i> | <i>7-8</i> | <i>9-12</i> | <i>Non-Severe</i> | <i>Severe</i> |
|--|------------------------|------------|------------|-------------|-------------------|---------------|
| <i>Current Baseline Eligibility</i> | | 1,597 | 90 | 1,428 | -137 | 24 |
| <i>Adjustment Per This Item</i> | a | 150 | 0 | 0 | 0 | 0 |
| <i>Net Baseline Eligibility</i> | | 1,747 | 90 | 1,428 | -137 | 24 |

State Allocation Board Meeting, May 31, 2023
ATTACHMENT B

District: Azusa Unified
School Name: Gladstone High
County: Los Angeles
Application Number: 57/64279-00-000

| | <i>Adjustment Type</i> | <i>K-6</i> | <i>7-8</i> | <i>9-12</i> | <i>Non-Severe</i> | <i>Severe</i> |
|--|------------------------|------------|------------|-------------|-------------------|---------------|
| <i>Current Baseline Eligibility</i> | | 0 | 0 | 0 | 0 | 0 |
| <i>Adjustment Per This Item</i> | c | 0 | 0 | -457 | 4 | 15 |
| <i>Adjustment Per This Item</i> | d1 | 0 | 0 | 9 | 0 | 0 |
| <i>Net Baseline Eligibility</i> | | 0 | 0 | -448 | 4 | 15 |

District: Azusa Unified
School Name: Lee (Charles H.) Elementary
County: Los Angeles
Application Number: 57/64279-00-000

| | <i>Adjustment Type</i> | <i>K-6</i> | <i>7-8</i> | <i>9-12</i> | <i>Non-Severe</i> | <i>Severe</i> |
|--|------------------------|------------|------------|-------------|-------------------|---------------|
| <i>Current Baseline Eligibility</i> | | 158 | 0 | 0 | 0 | 0 |
| <i>Adjustment Per This Item</i> | d1 | 102 | 0 | 0 | 0 | 0 |
| <i>Net Baseline Eligibility</i> | | 260 | 0 | 0 | 0 | 0 |

District: Culver City Unified
School Name: La Ballona Elementary
County: Los Angeles
Application Number: 57/64444-00-000

| | <i>Adjustment Type</i> | <i>K-6</i> | <i>7-8</i> | <i>9-12</i> | <i>Non-Severe</i> | <i>Severe</i> |
|--|------------------------|------------|------------|-------------|-------------------|---------------|
| <i>Current Baseline Eligibility</i> | | 15 | 0 | 0 | 0 | 0 |
| <i>Adjustment Per This Item</i> | g | 0 | 0 | 0 | 0 | 0 |
| <i>Adjustment Per This Item</i> | d1 | 20 | 0 | 0 | 0 | 0 |
| <i>Net Baseline Eligibility</i> | | 35 | 0 | 0 | 0 | 0 |

State Allocation Board Meeting, May 31, 2023
ATTACHMENT B

District: Fremont Unified
School Name: Horner (John M.) Junior High
County: Alameda
Application Number: 57/61176-00-000

| | <i>Adjustment Type</i> | <i>K-6</i> | <i>7-8</i> | <i>9-12</i> | <i>Non-Severe</i> | <i>Severe</i> |
|--|------------------------|------------|------------|-------------|-------------------|---------------|
| <i>Current Baseline Eligibility</i> | | 0 | 38 | 0 | -38 | 0 |
| <i>Adjustment Per This Item</i> | g | 0 | -31 | 0 | 34 | 0 |
| <i>Adjustment Per This Item</i> | f | 0 | -7 | 0 | 4 | 0 |
| <i>Adjustment Per This Item</i> | e | 0 | 8 | 0 | 0 | 0 |
| <i>Adjustment Per This Item</i> | c | 0 | 201 | 0 | -9 | 16 |
| <i>Adjustment Per This Item</i> | d1 | 0 | 125 | 0 | 2 | 1 |
| <i>Adjustment Per This Item</i> | c | 0 | 9 | 0 | 0 | 4 |
| <i>Adjustment Per This Item</i> | c | 0 | 33 | 0 | 1 | -1 |
| <i>Net Baseline Eligibility</i> | | 0 | 376 | 0 | -6 | 20 |

District: Grass Valley Elementary
School Name: Grass Valley Alternative Charter
County: Nevada
Application Number: 57/66332-00-000

| | <i>Adjustment Type</i> | <i>K-6</i> | <i>7-8</i> | <i>9-12</i> | <i>Non-Severe</i> | <i>Severe</i> |
|--|------------------------|------------|------------|-------------|-------------------|---------------|
| <i>Current Baseline Eligibility</i> | | 409 | 106 | 0 | 0 | 0 |
| <i>Adjustment Per This Item</i> | d1 | 0 | 0 | 0 | 0 | 0 |
| <i>Adjustment Per This Item</i> | c | -3 | 5 | 0 | 0 | 0 |
| <i>Net Baseline Eligibility</i> | | 406 | 111 | 0 | 0 | 0 |

District: Grass Valley Elementary
School Name: Scotten (Margaret G.)
County: Nevada
Application Number: 57/66332-00-000

| | <i>Adjustment Type</i> | <i>K-6</i> | <i>7-8</i> | <i>9-12</i> | <i>Non-Severe</i> | <i>Severe</i> |
|--|------------------------|------------|------------|-------------|-------------------|---------------|
| <i>Current Baseline Eligibility</i> | | 501 | 0 | 0 | 0 | 0 |
| <i>Adjustment Per This Item</i> | c | 6 | 0 | 0 | 0 | 0 |
| <i>Adjustment Per This Item</i> | d1 | 0 | 0 | 0 | 0 | 0 |
| <i>Net Baseline Eligibility</i> | | 507 | 0 | 0 | 0 | 0 |

ATTACHMENT BDistrict: Kern HighSchool Name: Bakersfield HighCounty: KernApplication Number: 57/63529-00-000

| | <i>Adjustment Type</i> | <i>K-6</i> | <i>7-8</i> | <i>9-12</i> | <i>Non-Severe</i> | <i>Severe</i> |
|--|------------------------|------------|------------|-------------|-------------------|---------------|
| <i>Current Baseline Eligibility</i> | | 0 | 0 | 0 | 0 | 0 |
| <i>Adjustment Per This Item</i> | g | 0 | 0 | 0 | 0 | 0 |
| <i>Adjustment Per This Item</i> | d1 | 0 | 0 | 1,373 | 81 | 27 |
| <i>Adjustment Per This Item</i> | c | 0 | 0 | 119 | 8 | 7 |
| <i>Adjustment Per This Item</i> | c | 0 | 0 | 15 | 4 | -6 |
| <i>Adjustment Per This Item</i> | c | 0 | 0 | 4 | -4 | 6 |
| <i>Adjustment Per This Item</i> | c | 0 | 0 | 41 | 10 | 7 |
| <i>Adjustment Per This Item</i> | c | 0 | 0 | -13 | 20 | -2 |
| <i>Net Baseline Eligibility</i> | | 0 | 0 | 1,539 | 119 | 39 |

District: Los Angeles UnifiedSchool Name: Humphreys Avenue ElementaryCounty: Los AngelesApplication Number: 57/64733-00-000

| | <i>Adjustment Type</i> | <i>K-6</i> | <i>7-8</i> | <i>9-12</i> | <i>Non-Severe</i> | <i>Severe</i> |
|--|------------------------|------------|------------|-------------|-------------------|---------------|
| <i>Current Baseline Eligibility</i> | | 380 | 0 | 0 | 0 | 0 |
| <i>Adjustment Per This Item</i> | e | 200 | 0 | 0 | 0 | 0 |
| <i>Adjustment Per This Item</i> | d1 | 351 | 0 | 0 | 0 | 0 |
| <i>Net Baseline Eligibility</i> | | 931 | 0 | 0 | 0 | 0 |

District: Los Angeles UnifiedSchool Name: Marshall (John) Senior HighCounty: Los AngelesApplication Number: 57/64733-12-000

| | <i>Adjustment Type</i> | <i>K-6</i> | <i>7-8</i> | <i>9-12</i> | <i>Non-Severe</i> | <i>Severe</i> |
|--|------------------------|------------|------------|-------------|-------------------|---------------|
| <i>Current Baseline Eligibility</i> | | 0 | 0 | 3,134 | 28 | 4 |
| <i>Adjustment Per This Item</i> | e | 0 | 0 | 0 | 0 | 0 |
| <i>Adjustment Per This Item</i> | e | 0 | 0 | -407 | -11 | -2 |
| <i>Net Baseline Eligibility</i> | | 0 | 0 | 2,727 | 17 | 2 |

State Allocation Board Meeting, May 31, 2023
ATTACHMENT B

District: Los Angeles Unified
School Name: Fifty-Second Street Elementary
County: Los Angeles
Application Number: 57/64733-14-000

| | <i>Adjustment Type</i> | <i>K-6</i> | <i>7-8</i> | <i>9-12</i> | <i>Non-Severe</i> | <i>Severe</i> |
|--|------------------------|------------|------------|-------------|-------------------|---------------|
| <i>Current Baseline Eligibility</i> | | 507 | 0 | 0 | 8 | 1 |
| <i>Adjustment Per This Item</i> | e | 7 | 0 | 0 | 1 | 0 |
| <i>Net Baseline Eligibility</i> | | 514 | 0 | 0 | 9 | 1 |

District: Montague Elementary
School Name: Montague Elementary
County: Siskiyou
Application Number: 57/70417-00-000

| | <i>Adjustment Type</i> | <i>K-6</i> | <i>7-8</i> | <i>9-12</i> | <i>Non-Severe</i> | <i>Severe</i> |
|--|------------------------|------------|------------|-------------|-------------------|---------------|
| <i>Current Baseline Eligibility</i> | | 75 | 0 | 0 | 0 | 0 |
| <i>Adjustment Per This Item</i> | e | 0 | 0 | 0 | 0 | 0 |
| <i>Adjustment Per This Item</i> | g | 0 | 0 | 0 | 0 | 0 |
| <i>Adjustment Per This Item</i> | d1 | 100 | 70 | 0 | 3 | 0 |
| <i>Net Baseline Eligibility</i> | | 175 | 70 | 0 | 3 | 0 |

District: Moreno Valley Unified
School Name: Bear Valley Elementary
County: Riverside
Application Number: 57/67124-00-000

| | <i>Adjustment Type</i> | <i>K-6</i> | <i>7-8</i> | <i>9-12</i> | <i>Non-Severe</i> | <i>Severe</i> |
|--|------------------------|------------|------------|-------------|-------------------|---------------|
| <i>Current Baseline Eligibility</i> | | 658 | 0 | 0 | 0 | 15 |
| <i>Adjustment Per This Item</i> | d1 | 47 | 0 | 0 | 0 | 1 |
| <i>Net Baseline Eligibility</i> | | 705 | 0 | 0 | 0 | 16 |

District: Moreno Valley Unified
School Name: Honey Hollow Elementary
County: Riverside
Application Number: 57/67124-00-000

| | <i>Adjustment Type</i> | <i>K-6</i> | <i>7-8</i> | <i>9-12</i> | <i>Non-Severe</i> | <i>Severe</i> |
|--|------------------------|------------|------------|-------------|-------------------|---------------|
| <i>Current Baseline Eligibility</i> | | 609 | 0 | 0 | 13 | 0 |
| <i>Adjustment Per This Item</i> | d1 | 0 | 0 | 0 | 0 | 0 |
| <i>Net Baseline Eligibility</i> | | 609 | 0 | 0 | 13 | 0 |

State Allocation Board Meeting, May 31, 2023
ATTACHMENT B

District: Moreno Valley Unified
School Name: Mountain View Middle
County: Riverside
Application Number: 57/67124-00-000

| | <i>Adjustment Type</i> | <i>K-6</i> | <i>7-8</i> | <i>9-12</i> | <i>Non-Severe</i> | <i>Severe</i> |
|--|------------------------|------------|------------|-------------|-------------------|---------------|
| <i>Current Baseline Eligibility</i> | | 0 | 1,228 | 0 | 26 | 18 |
| <i>Adjustment Per This Item</i> | c | 0 | 14 | 0 | 0 | 0 |
| <i>Net Baseline Eligibility</i> | | 0 | 1,242 | 0 | 26 | 18 |

District: Novato Unified
School Name: Novato High
County: Marin
Application Number: 57/65417-00-000

| | <i>Adjustment Type</i> | <i>K-6</i> | <i>7-8</i> | <i>9-12</i> | <i>Non-Severe</i> | <i>Severe</i> |
|--|------------------------|------------|------------|-------------|-------------------|---------------|
| <i>Current Baseline Eligibility</i> | | 0 | 0 | 152 | 25 | 0 |
| <i>Adjustment Per This Item</i> | c | 0 | 0 | 49 | -6 | 0 |
| <i>Net Baseline Eligibility</i> | | 0 | 0 | 201 | 19 | 0 |

District: Novato Unified
School Name: San Marin High
County: Marin
Application Number: 57/65417-00-000

| | <i>Adjustment Type</i> | <i>K-6</i> | <i>7-8</i> | <i>9-12</i> | <i>Non-Severe</i> | <i>Severe</i> |
|--|------------------------|------------|------------|-------------|-------------------|---------------|
| <i>Current Baseline Eligibility</i> | | 0 | 0 | 38 | 1 | 0 |
| <i>Adjustment Per This Item</i> | e | 0 | 0 | -38 | -1 | 0 |
| <i>Adjustment Per This Item</i> | d1 | 0 | 0 | 38 | 1 | 0 |
| <i>Adjustment Per This Item</i> | c | 0 | 0 | 61 | -4 | 0 |
| <i>Net Baseline Eligibility</i> | | 0 | 0 | 99 | -3 | 0 |

District: Orange Unified
School Name: Canyon High
County: Orange
Application Number: 57/66621-00-000

| | <i>Adjustment Type</i> | <i>K-6</i> | <i>7-8</i> | <i>9-12</i> | <i>Non-Severe</i> | <i>Severe</i> |
|--|------------------------|------------|------------|-------------|-------------------|---------------|
| <i>Current Baseline Eligibility</i> | | 0 | 0 | 1,625 | 29 | 9 |
| <i>Adjustment Per This Item</i> | e | 0 | 0 | 84 | -1 | 0 |
| <i>Adjustment Per This Item</i> | e | 0 | 0 | 40 | 2 | 1 |
| <i>Adjustment Per This Item</i> | d1 | 0 | 0 | 139 | 2 | 0 |
| <i>Adjustment Per This Item</i> | c | 0 | 0 | 97 | 13 | -2 |
| <i>Net Baseline Eligibility</i> | | 0 | 0 | 1,985 | 45 | 8 |

ATTACHMENT BDistrict: Placer Union HighSchool Name: Del Oro HighCounty: PlacerApplication Number: 57/66894-00-000

| | <i>Adjustment Type</i> | <i>K-6</i> | <i>7-8</i> | <i>9-12</i> | <i>Non-Severe</i> | <i>Severe</i> |
|--|------------------------|------------|------------|-------------|-------------------|---------------|
| <i>Current Baseline Eligibility</i> | | 0 | 0 | 235 | 1 | 1 |
| <i>Adjustment Per This Item</i> | d1 | 0 | 0 | 155 | 0 | 0 |
| <i>Net Baseline Eligibility</i> | | 0 | 0 | 390 | 1 | 1 |

District: Redwood City ElementarySchool Name: Kennedy (John F.) IntermediateCounty: San MateoApplication Number: 57/69005-00-000

| | <i>Adjustment Type</i> | <i>K-6</i> | <i>7-8</i> | <i>9-12</i> | <i>Non-Severe</i> | <i>Severe</i> |
|--|------------------------|------------|------------|-------------|-------------------|---------------|
| <i>Current Baseline Eligibility</i> | | 0 | 513 | 0 | 0 | 0 |
| <i>Adjustment Per This Item</i> | d1 | 0 | 145 | 0 | 11 | 0 |
| <i>Net Baseline Eligibility</i> | | 0 | 658 | 0 | 11 | 0 |

District: San Diego UnifiedSchool Name: Chollas-MeadCounty: San DiegoApplication Number: 57/68338-00-000

| | <i>Adjustment Type</i> | <i>K-6</i> | <i>7-8</i> | <i>9-12</i> | <i>Non-Severe</i> | <i>Severe</i> |
|--|------------------------|------------|------------|-------------|-------------------|---------------|
| <i>Current Baseline Eligibility</i> | | 305 | 0 | 0 | 0 | 0 |
| <i>Adjustment Per This Item</i> | a | -305 | 0 | 0 | 0 | 0 |
| <i>Net Baseline Eligibility</i> | | 0 | 0 | 0 | 0 | 0 |

District: San Diego UnifiedSchool Name: Gompers SecondaryCounty: San DiegoApplication Number: 57/68338-00-000

| | <i>Adjustment Type</i> | <i>K-6</i> | <i>7-8</i> | <i>9-12</i> | <i>Non-Severe</i> | <i>Severe</i> |
|--|------------------------|------------|------------|-------------|-------------------|---------------|
| <i>Current Baseline Eligibility</i> | | 0 | 161 | -16 | -39 | -27 |
| <i>Adjustment Per This Item</i> | e | 0 | 150 | 512 | 39 | 27 |
| <i>Adjustment Per This Item</i> | a | 0 | -311 | -496 | 0 | 0 |
| <i>Net Baseline Eligibility</i> | | 0 | 0 | 0 | 0 | 0 |

State Allocation Board Meeting, May 31, 2023
ATTACHMENT B

District: San Diego Unified
School Name: Linda Vista Elementary
County: San Diego
Application Number: 57/68338-00-000

| | <i>Adjustment Type</i> | <i>K-6</i> | <i>7-8</i> | <i>9-12</i> | <i>Non-Severe</i> | <i>Severe</i> |
|--|------------------------|------------|------------|-------------|-------------------|---------------|
| <i>Current Baseline Eligibility</i> | | 145 | 0 | 0 | 0 | 0 |
| <i>Adjustment Per This Item</i> | a | -145 | 0 | 0 | 0 | 0 |
| <i>Net Baseline Eligibility</i> | | 0 | 0 | 0 | 0 | 0 |

District: San Diego Unified
School Name: O'Farrell Community
County: San Diego
Application Number: 57/68338-00-000

| | <i>Adjustment Type</i> | <i>K-6</i> | <i>7-8</i> | <i>9-12</i> | <i>Non-Severe</i> | <i>Severe</i> |
|--|------------------------|------------|------------|-------------|-------------------|---------------|
| <i>Current Baseline Eligibility</i> | | 0 | 827 | 0 | 0 | 0 |
| <i>Adjustment Per This Item</i> | a | 0 | -827 | 0 | 0 | 0 |
| <i>Net Baseline Eligibility</i> | | 0 | 0 | 0 | 0 | 0 |

District: San Jose Unified
School Name: Leland High
County: Santa Clara
Application Number: 57/69666-00-000

| | <i>Adjustment Type</i> | <i>K-6</i> | <i>7-8</i> | <i>9-12</i> | <i>Non-Severe</i> | <i>Severe</i> |
|--|------------------------|------------|------------|-------------|-------------------|---------------|
| <i>Current Baseline Eligibility</i> | | 0 | 0 | 33 | -2 | 0 |
| <i>Adjustment Per This Item</i> | c | 0 | 0 | 76 | -2 | 8 |
| <i>Adjustment Per This Item</i> | c | 0 | 0 | 35 | -22 | 29 |
| <i>Net Baseline Eligibility</i> | | 0 | 0 | 144 | -26 | 37 |

District: Stockton Unified
School Name: Cleveland Elementary
County: San Joaquin
Application Number: 57/68676-00-000

| | <i>Adjustment Type</i> | <i>K-6</i> | <i>7-8</i> | <i>9-12</i> | <i>Non-Severe</i> | <i>Severe</i> |
|--|------------------------|------------|------------|-------------|-------------------|---------------|
| <i>Current Baseline Eligibility</i> | | 150 | 0 | 0 | 26 | 23 |
| <i>Adjustment Per This Item</i> | d1 | 75 | 54 | 0 | 0 | 0 |
| <i>Adjustment Per This Item</i> | c | 0 | 0 | 0 | 6 | 16 |
| <i>Adjustment Per This Item</i> | d1 | 268 | 60 | 0 | 0 | 0 |
| <i>Adjustment Per This Item</i> | c | 32 | 2 | 0 | 11 | 0 |
| <i>Adjustment Per This Item</i> | d1 | 10 | 0 | 0 | 0 | 0 |
| <i>Net Baseline Eligibility</i> | | 535 | 116 | 0 | 43 | 39 |

ATTACHMENT B

District: Tustin Unified

School Name: Foothill High

County: Orange

Application Number: 57/73643-00-000

| | <i>Adjustment Type</i> | <i>K-6</i> | <i>7-8</i> | <i>9-12</i> | <i>Non-Severe</i> | <i>Severe</i> |
|--|------------------------|------------|------------|-------------|-------------------|---------------|
| <i>Current Baseline Eligibility</i> | | 0 | 0 | 131 | 3 | 3 |
| <i>Adjustment Per This Item</i> | c | 0 | 0 | -131 | 20 | 2 |
| <i>Adjustment Per This Item</i> | d1 | 0 | 0 | 178 | 3 | 0 |
| <i>Net Baseline Eligibility</i> | | 0 | 0 | 178 | 26 | 5 |

District: Washington Unified

School Name: Elkhorn Village Elementary

County: Yolo

Application Number: 57/72694-00-000

| | <i>Adjustment Type</i> | <i>K-6</i> | <i>7-8</i> | <i>9-12</i> | <i>Non-Severe</i> | <i>Severe</i> |
|--|------------------------|------------|------------|-------------|-------------------|---------------|
| <i>Current Baseline Eligibility</i> | | -103 | 127 | 0 | -26 | 0 |
| <i>Adjustment Per This Item</i> | e | 0 | 0 | 0 | 0 | 0 |
| <i>Adjustment Per This Item</i> | c | 77 | 58 | 0 | 0 | 0 |
| <i>Adjustment Per This Item</i> | d1 | 36 | 15 | 0 | 0 | 0 |
| <i>Net Baseline Eligibility</i> | | 10 | 200 | 0 | -26 | 0 |

SCHOOL FACILITY PROGRAM APPORTIONMENTS

PURPOSE OF REPORT

To present to the State Allocation Board (Board) a list of School Facility Program (SFP) applications for Apportionment.

DESCRIPTION

On September 21, 2022, the Board took action, due to the availability of General Fund proceeds, to return to making direct Apportionments while keeping the same benefits of the quick distribution of funds, as the priority funding system, by adopting proposed emergency regulations that revised the fund release deadlines from 18 months to either 180 calendar days for non-financial hardship school districts or 365 calendar days for school districts that qualify for financial hardship. The SFP new construction and modernization projects presented on the Attachment are in date order of a complete application being received by the Office of Public School Construction (OPSC) and are Ready for Apportionment. The list also includes health and safety facility hardship applications for funding that have been processed and are ready for approval regardless of received date.

AUTHORITY

SFP Regulation Section 1859.90 states:

- “(a) With the exception of an apportionment made pursuant to Sections 1859.81.1(e) or 1859.81.2, apportionments provided through the Priority Funding Process and subject to 1859.90.2, or of an Inactive Apportionment subject to Section 1859.96, the OPSC will release State funds that the Board has apportioned to the district after submittal, by the district, of the Form SAB 50-05 and a Grant Agreement, pursuant to Section 1859.90.4.

- (b) With the exception of an apportionment made for a Type II Joint-Use Project, not part of a qualifying SFP Modernization project, pursuant to Article 12 of these Regulations, a district must submit the Form SAB 50-05 and Grant Agreement, within 180 calendar days of the Apportionment of the SFP grant for the project or within 365 calendar days for Apportionments that include financial hardship assistance. If the district does not submit the Form SAB 50-05 and Grant Agreement within the above specified time, the entire New Construction Adjusted Grant, or Modernization Adjusted Grant or Type I or II, part of a qualifying SFP Modernization, or Joint-Use Project apportionment shall be rescinded without further Board action, and the pupils housed in the project, if applicable, will be

added back to the district's baseline eligibility. The district may refile a new application for the project subject to district eligibility and available State funds at the time of resubmittal.

. . . . “

BACKGROUND

As part of the Governor's approved Budget Act for the 2022-2023 fiscal year, one-time General Fund dollars were appropriated to the Board in the amount of \$1.3 billion for new construction and modernization projects under the SFP. As a result of receiving funding for the SFP that is not contingent on bond sales, the Board was able to return to using an existing regulatory process that allows for Apportionments to be made on a flow basis outside the current Priority Funding process, which is designed to accommodate twice yearly bond sales. Making Apportionments on a flow basis will enable school districts to more quickly and efficiently access much needed cash for construction projects. In order to ensure that cash moves quickly once allocated to school districts, regulations were changed to shorten the deadlines for fund release from 18 months to either 180 calendar days or 365 calendar days for districts that qualify for financial hardship.

School districts must submit the Grant Agreement and a valid *Fund Release Authorization* (Form SAB 50-05) 180 calendar days from Board approval for non-financial hardship projects and 365 calendar days from Board approval for financial hardship projects.

RECOMMENDATIONS

1. Approve the SFP applications as presented on the Attachment.
2. Specify that the projects are subject to the fund release deadlines as outlined in SFP Regulation Section 1859.90.

ATTACHMENT
School Facility Program Apportionments
State Allocation Board Meeting, May 31, 2023

| County | District | School Site | Application Number | Received Date | Grant Amount |
|----------------|-----------------------------------|--|--------------------|---------------|-----------------|
| ALAMEDA | PIEDMONT CITY UNIFIED | PIEDMONT HIGH | 50/61275-00-003 | 6/18/2019 | \$9,267,451.00 |
| RIVERSIDE | MORENO VALLEY UNIFIED | SERRANO ELEMENTARY | 57/67124-00-017 | 7/11/2019 | \$3,892,881.00 |
| RIVERSIDE | MORENO VALLEY UNIFIED | HIDDEN SPRINGS ELEMENTARY | 57/67124-00-018 | 7/11/2019 | \$1,674,844.00 |
| RIVERSIDE | MORENO VALLEY UNIFIED | HENDRICK RANCH ELEMENTARY | 57/67124-00-019 | 7/11/2019 | \$2,383,611.00 |
| RIVERSIDE | MORENO VALLEY UNIFIED | CLOVERDALE ELEMENTARY | 57/67124-00-020 | 7/11/2019 | \$3,958,101.00 |
| RIVERSIDE | MORENO VALLEY UNIFIED | BEAR VALLEY ELEMENTARY | 57/67124-00-021 | 7/11/2019 | \$4,887,289.00 |
| RIVERSIDE | MORENO VALLEY UNIFIED | MOUNTAIN VIEW MIDDLE | 57/67124-00-022 | 7/11/2019 | \$9,006,653.00 |
| RIVERSIDE | MORENO VALLEY UNIFIED | HONEY HOLLOW ELEMENTARY | 57/67124-00-023 | 7/11/2019 | \$4,116,654.00 |
| RIVERSIDE | MORENO VALLEY UNIFIED | RIDGE CREST ELEMENTARY | 57/67124-00-024 | 7/11/2019 | \$3,532,268.00 |
| YUBA | YUBA COUNTY OFFICE OF EDUCATION | VIRGINIA (AKA SP ED #2 & #3) | 50/10587-00-008 | 7/16/2019 | WITHDRAWN |
| YUBA | YUBA COUNTY OFFICE OF EDUCATION | VIRGINIA (AKA SP ED #2 & #3) | 57/10587-00-005 | 7/19/2019 | \$1,927,676.33 |
| PLACER | PLACER UNION HIGH | DEL ORO HIGH | 57/66894-00-015 | 7/19/2019 | \$4,740,436.00 |
| LOS ANGELES | AZUSA UNIFIED | LEE (CHARLES H.) ELEMENTARY | 57/64279-00-026 | 7/22/2019 | \$1,629,831.00 |
| LOS ANGELES | AZUSA UNIFIED | GLADSTONE HIGH | 57/64279-00-027 | 7/22/2019 | \$547,741.00 |
| SACRAMENTO | GALT JOINT UNION ELEMENTARY | VERNON E. GREER ELEMENTARY | 57/67348-00-004 | 7/22/2019 | \$2,947,426.00 |
| YOLO | WASHINGTON UNIFIED | ELKHORN VILLAGE ELEMENTARY | 57/72694-00-018 | 7/23/2019 | \$1,836,487.00 |
| SANTA CLARA | SAN JOSE UNIFIED | LELAND HIGH | 57/69666-00-052 | 7/26/2019 | \$2,846,292.00 |
| SISKIYOU | MONTAGUE ELEMENTARY | MONTAGUE ELEMENTARY | 57/70417-00-002 | 7/26/2019 | \$267,595.00 |
| FRESNO | SANGER UNIFIED | MADISON ELEMENTARY | 50/62414-00-026 | 7/29/2019 | \$498,183.00 |
| TULARE | TULARE COUNTY OFFICE OF EDUCATION | L.B. HILL NORTH (AKA LB HILL SOUTH, SDC) | 57/10546-00-007 | 8/2/2019 | \$1,857,048.67 |
| ALAMEDA | FREMONT UNIFIED | HORNER (JOHN M.) JUNIOR HIGH | 57/61176-00-055 | 8/2/2019 | \$4,898,947.00 |
| MARIN | NOVATO UNIFIED | SAN MARIN HIGH | 57/65417-00-025 | 8/7/2019 | \$1,213,161.00 |
| SAN MATEO | REDWOOD CITY ELEMENTARY | KENNEDY (JOHN F.) INTERMEDIATE | 57/69005-00-007 | 8/8/2019 | \$3,503,141.00 |
| MERCED | LOS BANOS UNIFIED | VOLTA ELEMENTARY (YR) | 50/65755-00-014 | 8/9/2019 | \$481,402.00 |
| SAN BERNARDINO | HESPERIA UNIFIED | TOPAZ PREPARATORY ACADEMY | 50/75044-00-036 | 8/9/2019 | \$857,145.00 |
| LOS ANGELES | LOS ANGELES UNIFIED | AUDUBON JUNIOR HIGH | 57/64733-00-724 | 8/9/2019 | \$2,650,881.00 |
| LOS ANGELES | LOS ANGELES UNIFIED | TENTH STREET ELEMENTARY | 57/64733-00-725 | 8/9/2019 | \$2,403,657.00 |
| PLACER | ROSEVILLE JOINT UNION HIGH | OAKMONT HIGH | 57/66928-00-007 | 8/9/2019 | \$4,889,406.00 |
| RIVERSIDE | CORONA-NORCO UNIFIED | NORCO JUNIOR HIGH | 57/67033-00-022 | 8/12/2019 | \$410,367.00 |
| LOS ANGELES | CULVER CITY UNIFIED | LA BALLONA ELEMENTARY | 57/64444-00-017 | 8/12/2019 | \$416,862.00 |
| KERN | KERN HIGH | VISTA HIGH (CONT.) | 50/63529-00-012 | 8/12/2019 | \$313,730.00 |
| MARIN | NOVATO UNIFIED | NOVATO HIGH | 57/65417-00-026 | 8/12/2019 | \$2,663,284.00 |
| FRESNO | SANGER UNIFIED | WASH (JOHN S.) ELEMENTARY | 50/62414-00-027 | 8/12/2019 | \$304,639.00 |
| SAN JOAQUIN | STOCKTON UNIFIED | CLEVELAND ELEMENTARY | 57/68676-00-042 | 8/12/2019 | \$3,944,857.00 |
| RIVERSIDE | MORENO VALLEY UNIFIED | CANYON SPRINGS HIGH | 57/67124-00-025 | 8/13/2019 | \$14,880,132.00 |
| TULARE | TRAVER JOINT ELEMENTARY | TRAVER ELEMENTARY | 50/72223-00-002 | 8/14/2019 | \$929,678.00 |
| ORANGE | ORANGE UNIFIED | CANYON HIGH | 57/66621-00-058 | 8/14/2019 | \$6,863,384.00 |
| KERN | KERN COUNTY OFFICE OF EDUCATION | AURORA PROGRAM | 50/10157-98-006 | 8/16/2019 | \$7,149,621.84 |
| FRESNO | CLOVIS UNIFIED | CLOVIS EAST HIGH | 57/62117-00-025 | 8/16/2019 | \$501,689.00 |
| FRESNO | CLOVIS UNIFIED | REGAN ELEMENTARY | 50/62117-00-026 | 8/16/2019 | \$218,256.00 |
| FRESNO | CLOVIS UNIFIED | JAMES S. FUGMAN ELEMENTARY | 50/62117-00-027 | 8/16/2019 | \$256,132.00 |
| FRESNO | CLOVIS UNIFIED | ROGER S. ORAZE ELEMENTARY | 50/62117-00-028 | 8/16/2019 | \$406,422.00 |
| KERN | KERN HIGH | BAKERSFIELD HIGH | 57/63529-00-012 | 8/16/2019 | \$23,114,204.00 |
| NEVADA | GRASS VALLEY ELEMENTARY | GRASS VALLEY ALTERNATIVE CHARTER | 57/66332-00-003 | 8/19/2019 | \$3,557,613.00 |
| NEVADA | GRASS VALLEY ELEMENTARY | SCOTTEN (MARGARET G.) | 57/66332-00-004 | 8/19/2019 | \$3,447,698.00 |
| LOS ANGELES | LOS ANGELES UNIFIED | SIXTY-EIGHTH STREET ELEMENTARY | 57/64733-00-726 | 8/19/2019 | \$2,438,899.00 |

| Program | Amount (in Dollars) |
|------------------|-------------------------|
| New Construction | \$20,682,659.84 |
| Modernization | \$133,851,016.00 |
| Total | \$154,533,675.84 |

| APPLICANT DATA |
|----------------|
|----------------|

| | | | |
|------------------------|-----------------------|----------------------|---------------|
| Applicant: | Piedmont City Unified | PTN: | 61275 - 23 |
| Application No: | 50/61275-00-003 | County: | Alameda |
| School Name: | Piedmont High | Filing Basis: | District-wide |

| HISTORY OF PROJECT FUNDING |
|----------------------------|
|----------------------------|

| | Fund Code | Proposition | Previously Authorized | Authorized This Action | State Appportionment This Action |
|-------------------------------|-----------|-------------|-----------------------|-------------------------|----------------------------------|
| <u>State Share</u> | | | | | |
| NC/Add. Grant | 001-2223 | GF | \$ | \$ 2,873,320.25 | \$ 2,873,320.25 |
| NC/Add. Grant | 051-500 | 51 | | 6,394,130.75 | 6,394,130.75 |
| <u>Applicant Share</u> | | | | | |
| District Contribution | | | | 9,267,451.00 | |
| Total | | | \$ <u>0.00</u> | \$ <u>18,534,902.00</u> | \$ <u>9,267,451.00</u> |

Funding Sources: Proposition 51 Bonds/2016-Nov.; General Funds FY 2022/2023

| APPLICATION DATA |
|------------------|
|------------------|

| | |
|------------------------------------|-------------|
| Type of Project: | High School |
| Pupils Assigned: | K-6: 287 |
| | 9-12: 12 |
| Number of Classrooms: | 13 |
| Addition to Existing Site: | No |
| Use of Grants 1859.77.3(a): | No |
| Use of Grants 1859.77.3(b): | Yes |
| Master Plan Acres: | 35.5 |
| Recommended Acres: | 35.5 |
| Existing Acres: | 10.57 |
| Proposed Acres: | 0.0 |

| PROGRAM GRANT DATA |
|--------------------|
|--------------------|

| | | |
|-------------------------------------|----|---------------|
| Automatic Sprinkler System | \$ | 80,888.00 |
| Base Grant | \$ | 4,845,229.00 |
| Fire Detection | \$ | 5,969.00 |
| Multi Level Construction | \$ | 581,427.00 |
| Off Site | \$ | 81,381.00 |
| Service Site Development | \$ | 910,374.00 |
| Urban/Security/Impacted Site | \$ | 2,434,377.00 |
| Utilities | \$ | 327,806.00 |
| Total State Share (50%) | | 9,267,451.00 |
| Applicant Share (50%) | | 9,267,451.00 |
| Total Project Cost | \$ | 18,534,902.00 |

| STIPULATED TERMS & NEXT STEPS |
|-------------------------------|
|-------------------------------|

A valid Fund Release Authorization (Form SAB 50-05) must be signed by the designated District Representative and must be received by the Office of Public School Construction prior to 11:59 p.m. within 180 calendar days of SAB approval of the Apportionment for this project. The form may be submitted electronically via OPSC Online or via email to OPSCApplicationReviewTeam@dgs.ca.gov.

The Applicant shall ensure that it is in compliance with all applicable laws, regulations and certifications it made on the program forms.

The Applicant is required to submit a signed Grant Agreement for the project prior to or concurrent with a valid Fund Release Authorization (Form SAB 50-05). Failure to submit an executed Grant Agreement and valid Form SAB 50-05 prior to the deadline shall result in the Apportionment being rescinded without further board action.

The Applicant is responsible for ensuring that the project is compliant with Prevailing Wage Monitoring and/or Labor Compliance Program requirements at the time construction contracts are executed and/or construction commenced.

| |
|-----------------------|
| APPLICANT DATA |
|-----------------------|

| | | | |
|------------------------|-----------------------|----------------|-------------|
| Applicant: | Moreno Valley Unified | PTN: | 67124 - 210 |
| Application No: | 57/67124-00-017 | County: | Riverside |
| School Name: | Serrano Elementary | | |

| |
|-----------------------------------|
| HISTORY OF PROJECT FUNDING |
|-----------------------------------|

| | Fund Code | Proposition | Previously Authorized | Authorized This Action | State Apportionment This Action |
|------------------------------|---------------------------------------|-------------|-----------------------|------------------------|---------------------------------|
| <u>State Share</u> | | | | | |
| Mod/Add. Grant | 051-570 | 51 | \$ | \$ 3,892,881.00 | \$ 3,892,881.00 |
| <u>Applicant Share</u> | | | | | |
| District Contribution | | | | 2,595,254.00 | |
| Total | | | \$ <u>0.00</u> | \$ <u>6,488,135.00</u> | \$ <u>3,892,881.00</u> |
| Funding Source: | Proposition 51 Bonds/2016-Nov. | | | | |

| |
|-------------------------|
| APPLICATION DATA |
|-------------------------|

| | |
|--------------------------------------|-------------------|
| Type of Project: | Elementary School |
| Pupils Assigned Under 50 Yrs: | K-6: 602 |
| Recommended Acres: | 9.8 |
| Existing Acres: | 6.7 |

| |
|---------------------------|
| PROGRAM GRANT DATA |
|---------------------------|

| | | |
|---------------------------------|----|---------------------|
| Accessibility Fire Grant | \$ | 109,913.00 |
| Base Grant - Under 50Yr | \$ | 3,663,772.00 |
| Fire Detection | \$ | 119,196.00 |
| Total State Share (60%) | | 3,892,881.00 |
| Applicant Share (40%) | | 2,595,254.00 |
| Total Project Cost | \$ | <u>6,488,135.00</u> |

| |
|--|
| STIPULATED TERMS & NEXT STEPS |
|--|

A valid Fund Release Authorization (Form SAB 50-05) must be signed by the designated District Representative and must be received by the Office of Public School Construction prior to 11:59 p.m. within 180 calendar days of SAB approval of the Apportionment for this project. The form may be submitted electronically via OPSC Online or via email to OPSCApplicationReviewTeam@dgs.ca.gov.

The Applicant shall ensure that it is in compliance with all applicable laws, regulations and certifications it made on the program forms.

The Applicant is required to submit a signed Grant Agreement for the project prior to or concurrent with a valid Fund Release Authorization (Form SAB 50-05). Failure to submit an executed Grant Agreement and valid Form SAB 50-05 prior to the deadline shall result in the Apportionment being rescinded without further board action.

The Applicant is responsible for ensuring that the project is compliant with Prevailing Wage Monitoring and/or Labor Compliance Program requirements at the time construction contracts are executed and/or construction commenced.

| |
|-----------------------|
| APPLICANT DATA |
|-----------------------|

| | | | |
|------------------------|---------------------------|----------------|-------------|
| Applicant: | Moreno Valley Unified | PTN: | 67124 - 223 |
| Application No: | 57/67124-00-018 | County: | Riverside |
| School Name: | Hidden Springs Elementary | | |

| |
|-----------------------------------|
| HISTORY OF PROJECT FUNDING |
|-----------------------------------|

| | Fund Code | Proposition | Previously Authorized | Authorized This Action | State Apportionment This Action |
|--|-----------|-------------|-----------------------|------------------------|---------------------------------|
| <u>State Share</u> | | | | | |
| Mod/Add. Grant | 051-570 | 51 | \$ | \$ 1,674,844.00 | \$ 1,674,844.00 |
| <u>Applicant Share</u> | | | | | |
| District Contribution | | | | 1,116,562.67 | |
| Total | | | \$ <u>0.00</u> | \$ <u>2,791,406.67</u> | \$ <u>1,674,844.00</u> |
| Funding Source: Proposition 51 Bonds/2016-Nov. | | | | | |

| |
|-------------------------|
| APPLICATION DATA |
|-------------------------|

| | |
|-------------------------------|-------------------|
| Type of Project: | Elementary School |
| Pupils Assigned Under 50 Yrs: | K-6: 259 |
| Recommended Acres: | 9.9 |
| Existing Acres: | 8.61 |

| |
|---------------------------|
| PROGRAM GRANT DATA |
|---------------------------|

| | | |
|--------------------------|----|---------------------|
| Accessibility Fire Grant | \$ | 47,288.00 |
| Base Grant - Under 50Yr | \$ | 1,576,274.00 |
| Fire Detection | \$ | 51,282.00 |
| Total State Share (60%) | | 1,674,844.00 |
| Applicant Share (40%) | | 1,116,562.67 |
| Total Project Cost | \$ | <u>2,791,406.67</u> |

| |
|--|
| STIPULATED TERMS & NEXT STEPS |
|--|

A valid Fund Release Authorization (Form SAB 50-05) must be signed by the designated District Representative and must be received by the Office of Public School Construction prior to 11:59 p.m. within 180 calendar days of SAB approval of the Apportionment for this project. The form may be submitted electronically via OPSC Online or via email to OPSCApplicationReviewTeam@dgs.ca.gov.

The Applicant shall ensure that it is in compliance with all applicable laws, regulations and certifications it made on the program forms.

The Applicant is required to submit a signed Grant Agreement for the project prior to or concurrent with a valid Fund Release Authorization (Form SAB 50-05). Failure to submit an executed Grant Agreement and valid Form SAB 50-05 prior to the deadline shall result in the Apportionment being rescinded without further board action.

The Applicant is responsible for ensuring that the project is compliant with Prevailing Wage Monitoring and/or Labor Compliance Program requirements at the time construction contracts are executed and/or construction commenced.

| |
|-----------------------|
| APPLICANT DATA |
|-----------------------|

| | | | |
|------------------------|---------------------------|----------------|-------------|
| Applicant: | Moreno Valley Unified | PTN: | 67124 - 213 |
| Application No: | 57/67124-00-019 | County: | Riverside |
| School Name: | Hendrick Ranch Elementary | | |

| |
|-----------------------------------|
| HISTORY OF PROJECT FUNDING |
|-----------------------------------|

| | Fund Code | Proposition | Previously Authorized | Authorized This Action | State Apportionment This Action |
|------------------------|---------------------------------------|-------------|-----------------------|------------------------|---------------------------------|
| <u>State Share</u> | | | | | |
| Mod/Add. Grant | 051-570 | 51 | \$ | \$ 2,383,611.00 | \$ 2,383,611.00 |
| <u>Applicant Share</u> | | | | | |
| District Contribution | | | | 1,589,074.00 | |
| Total | | | \$ <u>0.00</u> | \$ <u>3,972,685.00</u> | \$ <u>2,383,611.00</u> |
| Funding Source: | Proposition 51 Bonds/2016-Nov. | | | | |

| |
|-------------------------|
| APPLICATION DATA |
|-------------------------|

| | | |
|--------------------------------------|--------------------|-----|
| Type of Project: | Elementary School | |
| Pupils Assigned Under 50 Yrs: | K-6: | 341 |
| | Non-Severe: | 13 |

| | |
|---------------------------|------|
| Recommended Acres: | 10.1 |
| Existing Acres: | 7.9 |

| |
|---------------------------|
| PROGRAM GRANT DATA |
|---------------------------|

| | | |
|---------------------------------|----|--------------|
| Accessibility Fire Grant | \$ | 67,321.00 |
| Base Grant - Under 50Yr | \$ | 2,244,027.00 |
| Fire Detection | \$ | 72,263.00 |
| Total State Share (60%) | | 2,383,611.00 |
| Applicant Share (40%) | | 1,589,074.00 |
| Total Project Cost | \$ | 3,972,685.00 |

| |
|--|
| STIPULATED TERMS & NEXT STEPS |
|--|

A valid Fund Release Authorization (Form SAB 50-05) must be signed by the designated District Representative and must be received by the Office of Public School Construction prior to 11:59 p.m. within 180 calendar days of SAB approval of the Apportionment for this project. The form may be submitted electronically via OPSC Online or via email to OPSCApplicationReviewTeam@dgs.ca.gov.

The Applicant shall ensure that it is in compliance with all applicable laws, regulations and certifications it made on the program forms.

The Applicant is required to submit a signed Grant Agreement for the project prior to or concurrent with a valid Fund Release Authorization (Form SAB 50-05). Failure to submit an executed Grant Agreement and valid Form SAB 50-05 prior to the deadline shall result in the Apportionment being rescinded without further board action.

The Applicant is responsible for ensuring that the project is compliant with Prevailing Wage Monitoring and/or Labor Compliance Program requirements at the time construction contracts are executed and/or construction commenced.

| |
|-----------------------|
| APPLICANT DATA |
|-----------------------|

| | | | |
|------------------------|-----------------------|----------------|-------------|
| Applicant: | Moreno Valley Unified | PTN: | 67124 - 209 |
| Application No: | 57/67124-00-020 | County: | Riverside |
| School Name: | Cloverdale Elementary | | |

| |
|-----------------------------------|
| HISTORY OF PROJECT FUNDING |
|-----------------------------------|

| | Fund Code | Proposition | Previously Authorized | Authorized This Action | State Apportionment This Action |
|------------------------------|---------------------------------------|-------------|-----------------------|------------------------|---------------------------------|
| <u>State Share</u> | | | | | |
| Mod/Add. Grant | 051-570 | 51 | \$ | \$ 3,958,101.00 | \$ 3,958,101.00 |
| <u>Applicant Share</u> | | | | | |
| District Contribution | | | | 2,638,734.00 | |
| Total | | | \$ <u>0.00</u> | \$ <u>6,596,835.00</u> | \$ <u>3,958,101.00</u> |
| Funding Source: | Proposition 51 Bonds/2016-Nov. | | | | |

| |
|-------------------------|
| APPLICATION DATA |
|-------------------------|

| | |
|--------------------------------------|-----------------------|
| Type of Project: | Elementary School |
| Pupils Assigned Under 50 Yrs: | K-6: 559 |
| | Non-Severe: 25 |

| |
|---------------------------|
| PROGRAM GRANT DATA |
|---------------------------|

| | |
|---------------------------------|------------------------|
| Accessibility Fire Grant | \$ 111,795.00 |
| Base Grant - Under 50Yr | \$ 3,726,499.00 |
| Fire Detection | \$ 119,807.00 |
| Total State Share (60%) | 3,958,101.00 |
| Applicant Share (40%) | 2,638,734.00 |
| Total Project Cost | \$ <u>6,596,835.00</u> |

| | |
|---------------------------|------|
| Recommended Acres: | 11.7 |
| Existing Acres: | 8.77 |

| |
|--|
| STIPULATED TERMS & NEXT STEPS |
|--|

A valid Fund Release Authorization (Form SAB 50-05) must be signed by the designated District Representative and must be received by the Office of Public School Construction prior to 11:59 p.m. within 180 calendar days of SAB approval of the Apportionment for this project. The form may be submitted electronically via OPSC Online or via email to OPSCApplicationReviewTeam@dgs.ca.gov.

The Applicant shall ensure that it is in compliance with all applicable laws, regulations and certifications it made on the program forms.

The Applicant is required to submit a signed Grant Agreement for the project prior to or concurrent with a valid Fund Release Authorization (Form SAB 50-05). Failure to submit an executed Grant Agreement and valid Form SAB 50-05 prior to the deadline shall result in the Apportionment being rescinded without further board action.

The Applicant is responsible for ensuring that the project is compliant with Prevailing Wage Monitoring and/or Labor Compliance Program requirements at the time construction contracts are executed and/or construction commenced.

| |
|-----------------------|
| APPLICANT DATA |
|-----------------------|

| | | | |
|------------------------|------------------------|----------------|-------------|
| Applicant: | Moreno Valley Unified | PTN: | 67124 - 215 |
| Application No: | 57/67124-00-021 | County: | Riverside |
| School Name: | Bear Valley Elementary | | |

| |
|-----------------------------------|
| HISTORY OF PROJECT FUNDING |
|-----------------------------------|

| | Fund Code | Proposition | Previously Authorized | Authorized This Action | State Apportionment This Action |
|------------------------------|---------------------------------------|-------------|-----------------------|------------------------|---------------------------------|
| <u>State Share</u> | | | | | |
| Mod/Add. Grant | 051-570 | 51 | \$ | \$ 4,887,289.00 | \$ 4,887,289.00 |
| <u>Applicant Share</u> | | | | | |
| District Contribution | | | | 3,258,192.67 | |
| Total | | | \$ <u>0.00</u> | \$ <u>8,145,481.67</u> | \$ <u>4,887,289.00</u> |
| Funding Source: | Proposition 51 Bonds/2016-Nov. | | | | |

| |
|-------------------------|
| APPLICATION DATA |
|-------------------------|

| | |
|--------------------------------------|-------------------|
| Type of Project: | Elementary School |
| Pupils Assigned Under 50 Yrs: | |
| K-6: | 705 |
| Severe: | 16 |

| |
|---------------------------|
| PROGRAM GRANT DATA |
|---------------------------|

| | | |
|---------------------------------|----|--------------|
| Accessibility Fire Grant | \$ | 138,029.00 |
| Base Grant - Under 50Yr | \$ | 4,600,966.00 |
| Fire Detection | \$ | 148,294.00 |
| Total State Share (60%) | | 4,887,289.00 |
| Applicant Share (40%) | | 3,258,192.67 |
| Total Project Cost | \$ | 8,145,481.67 |

| | |
|---------------------------|------|
| Recommended Acres: | 11.7 |
| Existing Acres: | 9.11 |

| |
|--|
| STIPULATED TERMS & NEXT STEPS |
|--|

A valid Fund Release Authorization (Form SAB 50-05) must be signed by the designated District Representative and must be received by the Office of Public School Construction prior to 11:59 p.m. within 180 calendar days of SAB approval of the Apportionment for this project. The form may be submitted electronically via OPSC Online or via email to OPSCApplicationReviewTeam@dgs.ca.gov.

The Applicant shall ensure that it is in compliance with all applicable laws, regulations and certifications it made on the program forms.

The Applicant is required to submit a signed Grant Agreement for the project prior to or concurrent with a valid Fund Release Authorization (Form SAB 50-05). Failure to submit an executed Grant Agreement and valid Form SAB 50-05 prior to the deadline shall result in the Apportionment being rescinded without further board action.

The Applicant is responsible for ensuring that the project is compliant with Prevailing Wage Monitoring and/or Labor Compliance Program requirements at the time construction contracts are executed and/or construction commenced.

| APPLICANT DATA |
|----------------|
|----------------|

| | | | |
|------------------------|-----------------------|----------------|-------------|
| Applicant: | Moreno Valley Unified | PTN: | 67124 - 218 |
| Application No: | 57/67124-00-022 | County: | Riverside |
| School Name: | Mountain View Middle | | |

| HISTORY OF PROJECT FUNDING |
|----------------------------|
|----------------------------|

| | Fund Code | Proposition | Previously Authorized | Authorized This Action | State Apportionment This Action |
|---|----------------|-------------|-----------------------|-------------------------|---------------------------------|
| State Share | | | | | |
| Mod/Add. Grant | 051-570 | 51 | \$ | \$ 9,006,653.00 | \$ 9,006,653.00 |
| Applicant Share | | | | | |
| District Contribution | | | | 6,004,435.33 | |
| Total | | | \$ <u>0.00</u> | \$ <u>15,011,088.33</u> | \$ <u>9,006,653.00</u> |
| Funding Source: Proposition 51 Bonds/2016-Nov. | | | | | |

| APPLICATION DATA |
|------------------|
|------------------|

| | |
|-------------------------|---------------|
| Type of Project: | Middle School |
|-------------------------|---------------|

| | |
|--------------------------------------|--|
| Pupils Assigned Under 50 Yrs: | |
|--------------------------------------|--|

| | | |
|--|--------------------|------|
| | 7-8: | 1239 |
| | Non-Severe: | 13 |
| | Severe: | 18 |

| PROGRAM GRANT DATA |
|--------------------|
|--------------------|

| | | |
|---------------------------------|----|---------------|
| Accessibility Fire Grant | \$ | 254,761.00 |
| Base Grant - Under 50Yr | \$ | 8,492,033.00 |
| Fire Detection | \$ | 259,859.00 |
| Total State Share (60%) | | 9,006,653.00 |
| Applicant Share (40%) | | 6,004,435.33 |
| Total Project Cost | \$ | 15,011,088.33 |

| | |
|---------------------------|------|
| Recommended Acres: | 19.9 |
|---------------------------|------|

| | |
|------------------------|------|
| Existing Acres: | 25.3 |
|------------------------|------|

| STIPULATED TERMS & NEXT STEPS |
|-------------------------------|
|-------------------------------|

A valid Fund Release Authorization (Form SAB 50-05) must be signed by the designated District Representative and must be received by the Office of Public School Construction prior to 11:59 p.m. within 180 calendar days of SAB approval of the Apportionment for this project. The form may be submitted electronically via OPSC Online or via email to OPSCApplicationReviewTeam@dgs.ca.gov.

The Applicant shall ensure that it is in compliance with all applicable laws, regulations and certifications it made on the program forms.

The Applicant is required to submit a signed Grant Agreement for the project prior to or concurrent with a valid Fund Release Authorization (Form SAB 50-05). Failure to submit an executed Grant Agreement and valid Form SAB 50-05 prior to the deadline shall result in the Apportionment being rescinded without further board action.

The Applicant is responsible for ensuring that the project is compliant with Prevailing Wage Monitoring and/or Labor Compliance Program requirements at the time construction contracts are executed and/or construction commenced.

| APPLICANT DATA |
|----------------|
|----------------|

| | | | |
|------------------------|-------------------------|----------------|-------------|
| Applicant: | Moreno Valley Unified | PTN: | 67124 - 208 |
| Application No: | 57/67124-00-023 | County: | Riverside |
| School Name: | Honey Hollow Elementary | | |

| HISTORY OF PROJECT FUNDING |
|----------------------------|
|----------------------------|

| | Fund Code | Proposition | Previously Authorized | Authorized This Action | State Apportionment This Action |
|---|----------------|-------------|-----------------------|------------------------|---------------------------------|
| State Share | | | | | |
| Mod/Add. Grant | 051-570 | 51 | \$ | \$ 4,116,654.00 | \$ 4,116,654.00 |
| Applicant Share | | | | | |
| District Contribution | | | | 2,744,436.00 | |
| Total | | | \$ <u>0.00</u> | \$ <u>6,861,090.00</u> | \$ <u>4,116,654.00</u> |
| Funding Source: Proposition 51 Bonds/2016-Nov. | | | | | |

| APPLICATION DATA |
|------------------|
|------------------|

| | |
|--------------------------------------|-----------------------|
| Type of Project: | Elementary School |
| Pupils Assigned Under 50 Yrs: | K-6: 609 |
| | Non-Severe: 13 |

| PROGRAM GRANT DATA |
|--------------------|
|--------------------|

| | |
|---------------------------------|------------------------|
| Accessibility Fire Grant | \$ 116,252.00 |
| Base Grant - Under 50Yr | \$ 3,875,075.00 |
| Fire Detection | \$ 125,327.00 |
| Total State Share (60%) | <u>4,116,654.00</u> |
| Applicant Share (40%) | <u>2,744,436.00</u> |
| Total Project Cost | <u>\$ 6,861,090.00</u> |

| | |
|---------------------------|-------|
| Recommended Acres: | 11.4 |
| Existing Acres: | 10.48 |

| STIPULATED TERMS & NEXT STEPS |
|-------------------------------|
|-------------------------------|

A valid Fund Release Authorization (Form SAB 50-05) must be signed by the designated District Representative and must be received by the Office of Public School Construction prior to 11:59 p.m. within 180 calendar days of SAB approval of the Apportionment for this project. The form may be submitted electronically via OPSC Online or via email to OPSCApplicationReviewTeam@dgs.ca.gov.

The Applicant shall ensure that it is in compliance with all applicable laws, regulations and certifications it made on the program forms.

The Applicant is required to submit a signed Grant Agreement for the project prior to or concurrent with a valid Fund Release Authorization (Form SAB 50-05). Failure to submit an executed Grant Agreement and valid Form SAB 50-05 prior to the deadline shall result in the Apportionment being rescinded without further board action.

The Applicant is responsible for ensuring that the project is compliant with Prevailing Wage Monitoring and/or Labor Compliance Program requirements at the time construction contracts are executed and/or construction commenced.

| APPLICANT DATA |
|----------------|
|----------------|

| | | | |
|------------------------|------------------------|----------------|-------------|
| Applicant: | Moreno Valley Unified | PTN: | 67124 - 206 |
| Application No: | 57/67124-00-024 | County: | Riverside |
| School Name: | Ridge Crest Elementary | | |

| HISTORY OF PROJECT FUNDING |
|----------------------------|
|----------------------------|

| | Fund Code | Proposition | Previously Authorized | Authorized This Action | State Apportionment This Action |
|---|----------------|-------------|-----------------------|------------------------|---------------------------------|
| State Share | | | | | |
| Mod/Add. Grant | 051-570 | 51 | \$ | \$ 3,532,268.00 | \$ 3,532,268.00 |
| Applicant Share | | | | | |
| District Contribution | | | | 2,354,845.33 | |
| Total | | | \$ <u>0.00</u> | \$ <u>5,887,113.33</u> | \$ <u>3,532,268.00</u> |
| Funding Source: Proposition 51 Bonds/2016-Nov. | | | | | |

| APPLICATION DATA |
|------------------|
|------------------|

| | |
|--------------------------------------|-----------------------|
| Type of Project: | Elementary School |
| Pupils Assigned Under 50 Yrs: | K-6: 525 |
| | Non-Severe: 10 |

| PROGRAM GRANT DATA |
|--------------------|
|--------------------|

| | |
|---------------------------------|------------------------|
| Accessibility Fire Grant | \$ 99,748.00 |
| Base Grant - Under 50Yr | \$ 3,324,920.00 |
| Fire Detection | \$ 107,600.00 |
| Total State Share (60%) | <u>3,532,268.00</u> |
| Applicant Share (40%) | <u>2,354,845.33</u> |
| Total Project Cost | <u>\$ 5,887,113.33</u> |

| | |
|---------------------------|------|
| Recommended Acres: | 10.1 |
| Existing Acres: | 6.8 |

| STIPULATED TERMS & NEXT STEPS |
|-------------------------------|
|-------------------------------|

A valid Fund Release Authorization (Form SAB 50-05) must be signed by the designated District Representative and must be received by the Office of Public School Construction prior to 11:59 p.m. within 180 calendar days of SAB approval of the Apportionment for this project. The form may be submitted electronically via OPSC Online or via email to OPSCApplicationReviewTeam@dgs.ca.gov.

The Applicant shall ensure that it is in compliance with all applicable laws, regulations and certifications it made on the program forms.

The Applicant is required to submit a signed Grant Agreement for the project prior to or concurrent with a valid Fund Release Authorization (Form SAB 50-05). Failure to submit an executed Grant Agreement and valid Form SAB 50-05 prior to the deadline shall result in the Apportionment being rescinded without further board action.

The Applicant is responsible for ensuring that the project is compliant with Prevailing Wage Monitoring and/or Labor Compliance Program requirements at the time construction contracts are executed and/or construction commenced.

Item Withdrawn

Virginia (Aka Sp Ed #2 & #3) 50/10587-00-008

Yuba County

| APPLICANT DATA |
|----------------|
|----------------|

| | | | |
|------------------------|---------------------------------|----------------|-----------|
| Applicant: | Yuba County Office Of Education | PTN: | 10587 - 5 |
| Application No: | 57/10587-00-005 | County: | Yuba |
| School Name: | Virginia (Aka Sp Ed #2 & #3) | | |

| HISTORY OF PROJECT FUNDING |
|----------------------------|
|----------------------------|

| | Fund Code | Proposition | | Previously Authorized | Authorized This Action | State Apportionment This Action |
|---|----------------|-------------|----|--------------------------|----------------------------|---------------------------------|
| <u>State Share</u> | | | | | | |
| Mod/Add. Grant | 051-570 | 51 | \$ | 120,016.00 | \$ 1,156,606.00 | \$ 1,156,606.00 |
| <u>Applicant Share</u> | | | | | | |
| District Contribution | | | | | | |
| Financial Hardship | 051-570 | 51 | | 80,011.00 | 771,070.33 | 771,070.33 |
| Total | | | \$ | <u>200,027.00</u> | <u>1,927,676.33</u> | <u>1,927,676.33</u> |
| Funding Source: Proposition 51 Bonds/2016-Nov. | | | | | | |

| APPLICATION DATA |
|------------------|
|------------------|

| | |
|--------------------------------------|---------------|
| Type of Project: | Middle School |
| Pupils Assigned Under 50 Yrs: | |
| Severe: | 57 |
| Recommended Acres: | 0.0 |
| Existing Acres: | 0.07 |

| PROGRAM GRANT DATA |
|--------------------|
|--------------------|

| | | |
|---------------------------------|----|---------------------|
| Accessibility Fire Grant | \$ | 33,167.00 |
| Base Grant - Under 50Yr | \$ | 1,105,572.00 |
| Project Assistance | \$ | 5,214.00 |
| Small Size Project | \$ | 132,669.00 |
| Total State Share (60%) | | 1,276,622.00 |
| Applicant Share (40%) | | 851,081.33 |
| Total Project Cost | \$ | 2,127,703.33 |

| STIPULATED TERMS & NEXT STEPS |
|-------------------------------|
|-------------------------------|

A valid Fund Release Authorization (Form SAB 50-05) must be signed by the designated District Representative and must be received by the Office of Public School Construction prior to 11:59 p.m. within 365 calendar days of SAB approval of the Apportionment for this project. The form may be submitted electronically via OPSC Online or via email to OPSCApplicationReviewTeam@dgs.ca.gov.

The Applicant shall ensure that it is in compliance with all applicable laws, regulations and certifications it made on the program forms.

The Applicant is required to submit a signed Grant Agreement for the project prior to or concurrent with a valid Fund Release Authorization (Form SAB 50-05). Failure to submit an executed Grant Agreement and valid Form SAB 50-05 prior to the deadline shall result in the Apportionment being rescinded without further board action.

The Applicant is responsible for ensuring that the project is compliant with Prevailing Wage Monitoring and/or Labor Compliance Program requirements at the time construction contracts are executed and/or construction commenced.

The Applicant qualifies for financial hardship pursuant to School Facility Program Regulation Section 1859.81(c)(3). The Applicant qualifies as a County Superintendent of Schools.

| APPLICANT DATA |
|----------------|
|----------------|

Applicant: Placer Union High
Application No: 57/66894-00-015
School Name: Del Oro High

PTN: 66894 - 38
County: Placer

| HISTORY OF PROJECT FUNDING |
|----------------------------|
|----------------------------|

| | Fund Code | Proposition | Previously Authorized | Authorized This Action | State Apportionment This Action |
|---|-----------|-------------|-----------------------|------------------------|---------------------------------|
| State Share | | | | | |
| Mod/Add. Grant | 051-570 | 51 | \$ | \$ 4,740,436.00 | \$ 4,740,436.00 |
| Applicant Share | | | | | |
| District Contribution | | | | 3,160,290.67 | |
| Total | | | \$ | 0.00 | \$ 7,900,726.67 |
| Funding Source: Proposition 51 Bonds/2016-Nov. | | | | | |

| APPLICATION DATA |
|------------------|
|------------------|

Type of Project: High School

Pupils Assigned Under 50 Yrs:

| | |
|-------------|---|
| 9-12 | 0 |
| Non-Severe: | 0 |
| Severe: | 1 |

| PROGRAM GRANT DATA |
|--------------------|
|--------------------|

| | | |
|---------------------------------|----|--------------|
| Accessibility Fire Grant | \$ | 138,071.00 |
| Base Grant - Over 50Yr | \$ | 4,602,365.00 |
| Total State Share (60%) | | 4,740,436.00 |
| Applicant Share (40%) | | 3,160,290.67 |
| Total Project Cost | \$ | 7,900,726.67 |

Pupils Assigned Over 50 Yrs:

| | |
|-------------|-----|
| 9-12 | 390 |
| Non-Severe: | 1 |

Recommended Acres: 47.0

Existing Acres: 51.0

| STIPULATED TERMS & NEXT STEPS |
|-------------------------------|
|-------------------------------|

A valid Fund Release Authorization (Form SAB 50-05) must be signed by the designated District Representative and must be received by the Office of Public School Construction prior to 11:59 p.m. within 180 calendar days of SAB approval of the Apportionment for this project. The form may be submitted electronically via OPSC Online or via email to OPSCApplicationReviewTeam@dgs.ca.gov.

The Applicant shall ensure that it is in compliance with all applicable laws, regulations and certifications it made on the program forms.

The Applicant is required to submit a signed Grant Agreement for the project prior to or concurrent with a valid Fund Release Authorization (Form SAB 50-05). Failure to submit an executed Grant Agreement and valid Form SAB 50-05 prior to the deadline shall result in the Apportionment being rescinded without further board action.

The Applicant is responsible for ensuring that the project is compliant with Prevailing Wage Monitoring and/or Labor Compliance Program requirements at the time construction contracts are executed and/or construction commenced.

| APPLICANT DATA |
|----------------|
|----------------|

| | | | |
|------------------------|-----------------------------|----------------|-------------|
| Applicant: | Azusa Unified | PTN: | 64279 - 95 |
| Application No: | 57/64279-00-026 | County: | Los Angeles |
| School Name: | Lee (Charles H.) Elementary | | |

| HISTORY OF PROJECT FUNDING |
|----------------------------|
|----------------------------|

| | Fund Code | Proposition | Previously Authorized | Authorized This Action | State Apportionment This Action |
|---|----------------|-------------|-----------------------|------------------------|---------------------------------|
| State Share | | | | | |
| Mod/Add. Grant | 051-570 | 51 | \$ | \$ 1,629,831.00 | \$ 1,629,831.00 |
| Applicant Share | | | | | |
| District Contribution | | | | 1,086,554.00 | |
| Total | | | \$ <u>0.00</u> | \$ <u>2,716,385.00</u> | \$ <u>1,629,831.00</u> |
| Funding Source: Proposition 51 Bonds/2016-Nov. | | | | | |

| APPLICATION DATA |
|------------------|
|------------------|

| | |
|--------------------------------------|-------------------|
| Type of Project: | Elementary School |
| Pupils Assigned Under 50 Yrs: | K-6: 260 |

| PROGRAM GRANT DATA |
|--------------------|
|--------------------|

| | |
|---------------------------------|------------------------|
| Accessibility Fire Grant | \$ 47,471.00 |
| Base Grant - Under 50Yr | \$ 1,582,360.00 |
| Total State Share (60%) | 1,629,831.00 |
| Applicant Share (40%) | 1,086,554.00 |
| Total Project Cost | \$ <u>2,716,385.00</u> |

| | |
|---------------------------|-----|
| Recommended Acres: | 5.7 |
| Existing Acres: | 8.5 |

| STIPULATED TERMS & NEXT STEPS |
|-------------------------------|
|-------------------------------|

A valid Fund Release Authorization (Form SAB 50-05) must be signed by the designated District Representative and must be received by the Office of Public School Construction prior to 11:59 p.m. within 180 calendar days of SAB approval of the Apportionment for this project. The form may be submitted electronically via OPSC Online or via email to OPSCApplicationReviewTeam@dgs.ca.gov.

The Applicant shall ensure that it is in compliance with all applicable laws, regulations and certifications it made on the program forms.

The Applicant is required to submit a signed Grant Agreement for the project prior to or concurrent with a valid Fund Release Authorization (Form SAB 50-05). Failure to submit an executed Grant Agreement and valid Form SAB 50-05 prior to the deadline shall result in the Apportionment being rescinded without further board action.

The Applicant is responsible for ensuring that the project is compliant with Prevailing Wage Monitoring and/or Labor Compliance Program requirements at the time construction contracts are executed and/or construction commenced.

| APPLICANT DATA |
|----------------|
|----------------|

| | | | |
|------------------------|-----------------|----------------|-------------|
| Applicant: | Azusa Unified | PTN: | 64279 - 65 |
| Application No: | 57/64279-00-027 | County: | Los Angeles |
| School Name: | Gladstone High | | |

| HISTORY OF PROJECT FUNDING |
|----------------------------|
|----------------------------|

| | Fund Code | Proposition | Previously Authorized | Authorized This Action | State Apportionment This Action |
|---|----------------|-------------|-----------------------|------------------------|---------------------------------|
| State Share | | | | | |
| Mod/Add. Grant | 051-570 | 51 | \$ | \$ 547,741.00 | \$ 547,741.00 |
| Applicant Share | | | | | |
| District Contribution | | | | 365,160.67 | |
| Total | | | \$ <u>0.00</u> | \$ <u>912,901.67</u> | \$ <u>547,741.00</u> |
| Funding Source: Proposition 51 Bonds/2016-Nov. | | | | | |

| APPLICATION DATA |
|------------------|
|------------------|

| | |
|--------------------------------------|-------------|
| Type of Project: | High School |
| Pupils Assigned Under 50 Yrs: | |
| Non-Severe: | 0 |
| Severe: | 0 |
| Pupils Assigned Over 50 Yrs: | |
| Non-Severe: | 4 |
| Severe: | 15 |

| PROGRAM GRANT DATA |
|--------------------|
|--------------------|

| | | |
|---------------------------------|----|------------|
| Accessibility Fire Grant | \$ | 14,289.00 |
| Base Grant - Over 50Yr | \$ | 476,296.00 |
| Small Size Project | \$ | 57,156.00 |
| Total State Share (60%) | | 547,741.00 |
| Applicant Share (40%) | | 365,160.67 |
| Total Project Cost | \$ | 912,901.67 |

| | |
|---------------------------|------|
| Recommended Acres: | 36.4 |
| Existing Acres: | 39.4 |

| STIPULATED TERMS & NEXT STEPS |
|-------------------------------|
|-------------------------------|

A valid Fund Release Authorization (Form SAB 50-05) must be signed by the designated District Representative and must be received by the Office of Public School Construction prior to 11:59 p.m. within 180 calendar days of SAB approval of the Apportionment for this project. The form may be submitted electronically via OPSC Online or via email to OPSCApplicationReviewTeam@dgs.ca.gov.

The Applicant shall ensure that it is in compliance with all applicable laws, regulations and certifications it made on the program forms.

The Applicant is required to submit a signed Grant Agreement for the project prior to or concurrent with a valid Fund Release Authorization (Form SAB 50-05). Failure to submit an executed Grant Agreement and valid Form SAB 50-05 prior to the deadline shall result in the Apportionment being rescinded without further board action.

The Applicant is responsible for ensuring that the project is compliant with Prevailing Wage Monitoring and/or Labor Compliance Program requirements at the time construction contracts are executed and/or construction commenced.

| APPLICANT DATA |
|----------------|
|----------------|

| | | | |
|------------------------|-----------------------------|----------------|---------------|
| Applicant: | Galt Joint Union Elementary | PTN: | 67348 - 18,20 |
| Application No: | 57/67348-00-004 | County: | Sacramento |
| School Name: | Vernon E. Greer Elementary | | |

| HISTORY OF PROJECT FUNDING |
|----------------------------|
|----------------------------|

| | Fund Code | Proposition | Previously Authorized | Authorized This Action | State Apportionment This Action |
|------------------------|---------------------------------------|-------------|-----------------------|------------------------|---------------------------------|
| <u>State Share</u> | | | | | |
| Mod/Add. Grant | 051-570 | 51 | \$ | \$ 2,947,426.00 | \$ 2,947,426.00 |
| <u>Applicant Share</u> | | | | | |
| District Contribution | | | | 1,964,950.67 | |
| Total | | | \$ <u>0.00</u> | \$ <u>4,912,376.67</u> | \$ <u>2,947,426.00</u> |
| Funding Source: | Proposition 51 Bonds/2016-Nov. | | | | |

| APPLICATION DATA |
|------------------|
|------------------|

| | |
|--------------------------------------|----------------------|
| Type of Project: | Elementary School |
| Pupils Assigned Under 50 Yrs: | K-6: 451 |
| | Non-Severe: 9 |

| PROGRAM GRANT DATA |
|--------------------|
|--------------------|

| | |
|---------------------------------|------------------------|
| Accessibility Fire Grant | \$ 85,847.00 |
| Base Grant - Under 50Yr | \$ 2,861,579.00 |
| Total State Share (60%) | 2,947,426.00 |
| Applicant Share (40%) | 1,964,950.67 |
| Total Project Cost | \$ <u>4,912,376.67</u> |

| | |
|---------------------------|------|
| Recommended Acres: | 10.2 |
| Existing Acres: | 7.86 |

| STIPULATED TERMS & NEXT STEPS |
|-------------------------------|
|-------------------------------|

A valid Fund Release Authorization (Form SAB 50-05) must be signed by the designated District Representative and must be received by the Office of Public School Construction prior to 11:59 p.m. within 180 calendar days of SAB approval of the Apportionment for this project. The form may be submitted electronically via OPSC Online or via email to OPSCApplicationReviewTeam@dgs.ca.gov.

The Applicant shall ensure that it is in compliance with all applicable laws, regulations and certifications it made on the program forms.

The Applicant is required to submit a signed Grant Agreement for the project prior to or concurrent with a valid Fund Release Authorization (Form SAB 50-05). Failure to submit an executed Grant Agreement and valid Form SAB 50-05 prior to the deadline shall result in the Apportionment being rescinded without further board action.

The Applicant is responsible for ensuring that the project is compliant with Prevailing Wage Monitoring and/or Labor Compliance Program requirements at the time construction contracts are executed and/or construction commenced.

| |
|-----------------------|
| APPLICANT DATA |
|-----------------------|

| | | | |
|------------------------|----------------------------|----------------|------------|
| Applicant: | Washington Unified | PTN: | 72694 - 68 |
| Application No: | 57/72694-00-018 | County: | Yolo |
| School Name: | Elkhorn Village Elementary | | |

| |
|-----------------------------------|
| HISTORY OF PROJECT FUNDING |
|-----------------------------------|

| | Fund Code | Proposition | Previously Authorized | Authorized This Action | State Apportionment This Action |
|---|----------------|-------------|-----------------------|------------------------|---------------------------------|
| State Share | | | | | |
| Mod/Add. Grant | 051-570 | 51 | \$ | \$ 1,836,487.00 | \$ 1,836,487.00 |
| Applicant Share | | | | | |
| District Contribution | | | | 1,224,324.67 | |
| Total | | | \$ <u>0.00</u> | \$ <u>3,060,811.67</u> | \$ <u>1,836,487.00</u> |
| Funding Source: Proposition 51 Bonds/2016-Nov. | | | | | |

| |
|-------------------------|
| APPLICATION DATA |
|-------------------------|

| | | |
|--------------------------------------|-------------------|-----|
| Type of Project: | Elementary School | |
| Pupils Assigned Under 50 Yrs: | K-6: | 0 |
| | 7-8: | 52 |
| Pupils Assigned Over 50 Yrs: | K-6: | 10 |
| | 7-8: | 148 |

| |
|---------------------------|
| PROGRAM GRANT DATA |
|---------------------------|

| | | |
|---------------------------------|----|---------------------|
| Accessibility Fire Grant | \$ | 52,279.00 |
| Base Grant - Over 50Yr | \$ | 1,742,628.00 |
| Fire Detection | \$ | 41,580.00 |
| Total State Share (60%) | | 1,836,487.00 |
| Applicant Share (40%) | | 1,224,324.67 |
| Total Project Cost | \$ | <u>3,060,811.67</u> |

| | |
|---------------------------|------|
| Recommended Acres: | 16.5 |
| Existing Acres: | 10.8 |

| |
|--|
| STIPULATED TERMS & NEXT STEPS |
|--|

A valid Fund Release Authorization (Form SAB 50-05) must be signed by the designated District Representative and must be received by the Office of Public School Construction prior to 11:59 p.m. within 180 calendar days of SAB approval of the Apportionment for this project. The form may be submitted electronically via OPSC Online or via email to OPSCApplicationReviewTeam@dgs.ca.gov.

The Applicant shall ensure that it is in compliance with all applicable laws, regulations and certifications it made on the program forms.

The Applicant is required to submit a signed Grant Agreement for the project prior to or concurrent with a valid Fund Release Authorization (Form SAB 50-05). Failure to submit an executed Grant Agreement and valid Form SAB 50-05 prior to the deadline shall result in the Apportionment being rescinded without further board action.

The Applicant is responsible for ensuring that the project is compliant with Prevailing Wage Monitoring and/or Labor Compliance Program requirements at the time construction contracts are executed and/or construction commenced.

| APPLICANT DATA |
|----------------|
|----------------|

| | | | |
|------------------------|------------------|----------------|-------------|
| Applicant: | San Jose Unified | PTN: | 69666 - 242 |
| Application No: | 57/69666-00-052 | County: | Santa Clara |
| School Name: | Leland High | | |

| HISTORY OF PROJECT FUNDING |
|----------------------------|
|----------------------------|

| | Fund Code | Proposition | Previously Authorized | Authorized This Action | State Apportionment This Action |
|---|----------------|-------------|-----------------------|------------------------|---------------------------------|
| State Share | | | | | |
| Mod/Add. Grant | 051-570 | 51 | \$ | \$ 2,846,292.00 | \$ 2,846,292.00 |
| Applicant Share | | | | | |
| District Contribution | | | | 1,897,528.00 | |
| Total | | | \$ <u>0.00</u> | \$ <u>4,743,820.00</u> | \$ <u>2,846,292.00</u> |
| Funding Source: Proposition 51 Bonds/2016-Nov. | | | | | |

| APPLICATION DATA |
|------------------|
|------------------|

| | |
|--------------------------------------|-------------|
| Type of Project: | High School |
| Pupils Assigned Under 50 Yrs: | |
| 9-12 | 0 |
| Severe: | 9 |
| Pupils Assigned Over 50 Yrs: | |
| 9-12 | 144 |
| Severe: | 28 |
| Recommended Acres: | 49.1 |
| Existing Acres: | 33.1 |

| PROGRAM GRANT DATA |
|--------------------|
|--------------------|

| | | |
|---------------------------------|----|--------------|
| Accessibility Fire Grant | \$ | 78,439.00 |
| Base Grant - Over 50Yr | \$ | 2,614,628.00 |
| Fire Detection | \$ | 48,640.00 |
| Small Size Project | \$ | 104,585.00 |
| Total State Share (60%) | | 2,846,292.00 |
| Applicant Share (40%) | | 1,897,528.00 |
| Total Project Cost | \$ | 4,743,820.00 |

| STIPULATED TERMS & NEXT STEPS |
|-------------------------------|
|-------------------------------|

A valid Fund Release Authorization (Form SAB 50-05) must be signed by the designated District Representative and must be received by the Office of Public School Construction prior to 11:59 p.m. within 180 calendar days of SAB approval of the Apportionment for this project. The form may be submitted electronically via OPSC Online or via email to OPSCApplicationReviewTeam@dgs.ca.gov.

The Applicant shall ensure that it is in compliance with all applicable laws, regulations and certifications it made on the program forms.

The Applicant is required to submit a signed Grant Agreement for the project prior to or concurrent with a valid Fund Release Authorization (Form SAB 50-05). Failure to submit an executed Grant Agreement and valid Form SAB 50-05 prior to the deadline shall result in the Apportionment being rescinded without further board action.

The Applicant is responsible for ensuring that the project is compliant with Prevailing Wage Monitoring and/or Labor Compliance Program requirements at the time construction contracts are executed and/or construction commenced.

| APPLICANT DATA |
|----------------|
|----------------|

| | | | |
|------------------------|---------------------|----------------|-----------|
| Applicant: | Montague Elementary | PTN: | 70417 - 3 |
| Application No: | 57/70417-00-002 | County: | Siskiyou |
| School Name: | Montague Elementary | | |

| HISTORY OF PROJECT FUNDING |
|----------------------------|
|----------------------------|

| | Fund Code | Proposition | Previously Authorized | Authorized This Action | State Apportionment This Action |
|---|-----------|-------------|-----------------------|------------------------|---------------------------------|
| <u>State Share</u> | | | | | |
| Mod Design Grant | 051-570 | 51 | \$ | \$ 233,175.00 | \$ 233,175.00 |
| <u>Applicant Share</u> | | | | | |
| District Contribution | | | | 121,030.00 | |
| Financial Hardship | 051-570 | 51 | | 34,420.00 | 34,420.00 |
| Total | | | \$ 0.00 | \$ 388,625.00 | \$ 267,595.00 |
| Funding Source: Proposition 51 Bonds/2016-Nov. | | | | | |

| APPLICATION DATA |
|------------------|
|------------------|

| | | |
|--------------------------------------|--------------------|-----|
| Type of Project: | Elementary School | |
| Pupils Assigned Under 50 Yrs: | K-6: | 175 |
| | 7-8: | 70 |
| | Non-Severe: | 3 |

| PROGRAM GRANT DATA |
|--------------------|
|--------------------|

| | |
|--|----------------------|
| <u>Separate Design Grant</u> | |
| Total Design (25% of Mod Grant) | \$ 388,625.00 |
| Total State Share (60%) | 233,175.00 |
| Applicant Share (40%) | 155,450.00 |

| STIPULATED TERMS & NEXT STEPS |
|-------------------------------|
|-------------------------------|

Pursuant to School Facility Program Regulation Section 1859.90, the Office of Public School Construction will release State funds to the District within 30 calendar days from the receipt of an executed Grant Agreement. The executed Grant Agreement must be signed by the designated District Representative and must be received by the Office of Public School Construction within 365 calendar days and prior to 11:59 p.m. of the board's approval of the Apportionment for this project. The form may be submitted electronically via OPSC Online or via email to OPSCApplicationReviewTeam@dgs.ca.gov.

The Applicant shall ensure that it is in compliance with all applicable laws, regulations and certifications it made on the program forms.

Failure to submit an executed Grant Agreement within 365 days of the Apportionment shall result in the Apportionment being rescinded without further board action.

The Applicant is responsible for ensuring that the project is compliant with Prevailing Wage Monitoring and/or Labor Compliance Program requirements at the time construction contracts are executed and/or construction commenced.

The Applicant qualifies for financial hardship pursuant to School Facility Program Regulation Section 1859.81(c)(4). The Applicant's total bonding capacity as of April 12, 2023 is \$5 million or less.

| APPLICANT DATA |
|----------------|
|----------------|

| | | | |
|------------------------|--------------------|----------------------|---------------|
| Applicant: | Sanger Unified | PTN: | 62414 - 155 |
| Application No: | 50/62414-00-026 | County: | Fresno |
| School Name: | Madison Elementary | Filing Basis: | District-wide |

| HISTORY OF PROJECT FUNDING |
|----------------------------|
|----------------------------|

| | Fund Code | Proposition | Previously Authorized | Authorized This Action | State Apportionment This Action |
|---|-----------|-------------|-----------------------|------------------------|---------------------------------|
| State Share | | | | | |
| NC/Add. Grant | 051-500 | 51 | \$ | \$ 498,183.00 | \$ 498,183.00 |
| Applicant Share | | | | | |
| District Contribution | | | | 498,183.00 | |
| Total | | | \$ 0.00 | \$ 996,366.00 | \$ 498,183.00 |
| Funding Source: Proposition 51 Bonds/2016-Nov. | | | | | |

| APPLICATION DATA |
|------------------|
|------------------|

| | |
|-----------------------------------|-------------------|
| Type of Project: | Elementary School |
| Pupils Assigned: | K-6: 25 |
| Number of Classrooms: | 1 |
| Addition to Existing Site: | No |
| Master Plan Acres: | 12.1 |
| Recommended Acres: | 9.8 |
| Existing Acres: | 14.53 |

| PROGRAM GRANT DATA |
|--------------------|
|--------------------|

| | | |
|---------------------------------|----|-------------------|
| Base Grant | \$ | 399,575.00 |
| Fire Detection | \$ | 475.00 |
| Service Site Development | \$ | 43,245.00 |
| Small Size Project | \$ | 47,949.00 |
| Utilities | \$ | 6,939.00 |
| Total State Share (50%) | | 498,183.00 |
| Applicant Share (50%) | | 498,183.00 |
| Total Project Cost | \$ | 996,366.00 |

| STIPULATED TERMS & NEXT STEPS |
|-------------------------------|
|-------------------------------|

A valid Fund Release Authorization (Form SAB 50-05) must be signed by the designated District Representative and must be received by the Office of Public School Construction prior to 11:59 p.m. within 180 calendar days of SAB approval of the Apportionment for this project. The form may be submitted electronically via OPSC Online or via email to OPSCApplicationReviewTeam@dgs.ca.gov.

The Applicant shall ensure that it is in compliance with all applicable laws, regulations and certifications it made on the program forms.

The Applicant is required to submit a signed Grant Agreement for the project prior to or concurrent with a valid Fund Release Authorization (Form SAB 50-05). Failure to submit an executed Grant Agreement and valid Form SAB 50-05 prior to the deadline shall result in the Apportionment being rescinded without further board action.

The Applicant is responsible for ensuring that the project is compliant with Prevailing Wage Monitoring and/or Labor Compliance Program requirements at the time construction contracts are executed and/or construction commenced.

| APPLICANT DATA |
|----------------|
|----------------|

| | | | |
|------------------------|---|----------------|------------|
| Applicant: | Tulare County Office Of Education | PTN: | 10546 - 47 |
| Application No: | 57/10546-00-007 | County: | Tulare |
| School Name: | L.B Hill North (Aka LB Hill South, SDC) | | |

| HISTORY OF PROJECT FUNDING |
|----------------------------|
|----------------------------|

| | Fund Code | Proposition | Previously Authorized | Authorized This Action | State Apportionment This Action |
|---|----------------|-------------|-----------------------|------------------------|---------------------------------|
| State Share | | | | | |
| Mod/Add. Grant | 051-570 | 51 | \$ | \$ 1,188,169.00 | \$ 1,188,169.00 |
| Applicant Share | | | | | |
| District Contribution | | | | 123,233.00 | |
| Financial Hardship | 051-570 | 51 | | 668,879.67 | 668,879.67 |
| Total | | | \$ <u>0.00</u> | \$ <u>1,980,281.67</u> | \$ <u>1,857,048.67</u> |
| Funding Source: Proposition 51 Bonds/2016-Nov. | | | | | |

| APPLICATION DATA |
|------------------|
|------------------|

| | |
|--------------------------------------|-------------------|
| Type of Project: | Elementary School |
| Pupils Assigned Under 50 Yrs: | |
| Severe: | 52 |
| Recommended Acres: | 2.2 |
| Existing Acres: | 4.8 |

| PROGRAM GRANT DATA |
|--------------------|
|--------------------|

| | | |
|---------------------------------|----|---------------------|
| Accessibility Fire Grant | \$ | 30,258.00 |
| Base Grant - Under 50Yr | \$ | 1,008,592.00 |
| Fire Detection | \$ | 28,288.00 |
| Small Size Project | \$ | 121,031.00 |
| Total State Share (60%) | | 1,188,169.00 |
| Applicant Share (40%) | | 792,112.67 |
| Total Project Cost | \$ | <u>1,980,281.67</u> |

| STIPULATED TERMS & NEXT STEPS |
|-------------------------------|
|-------------------------------|

A valid Fund Release Authorization (Form SAB 50-05) must be signed by the designated District Representative and must be received by the Office of Public School Construction prior to 11:59 p.m. within 365 calendar days of SAB approval of the Apportionment for this project. The form may be submitted electronically via OPSC Online or via email to OPSCApplicationReviewTeam@dgs.ca.gov.

The Applicant shall ensure that it is in compliance with all applicable laws, regulations and certifications it made on the program forms.

The Applicant is required to submit a signed Grant Agreement for the project prior to or concurrent with a valid Fund Release Authorization (Form SAB 50-05). Failure to submit an executed Grant Agreement and valid Form SAB 50-05 prior to the deadline shall result in the Apportionment being rescinded without further board action.

The Applicant is responsible for ensuring that the project is compliant with Prevailing Wage Monitoring and/or Labor Compliance Program requirements at the time construction contracts are executed and/or construction commenced.

The Applicant qualifies for financial hardship pursuant to School Facility Program Regulation Section 1859.81(c)(3). The Applicant qualifies as a County Superintendent of Schools.

| APPLICANT DATA |
|----------------|
|----------------|

| | | | |
|------------------------|------------------------------|----------------|-------------|
| Applicant: | Fremont Unified | PTN: | 61176 - 247 |
| Application No: | 57/61176-00-055 | County: | Alameda |
| School Name: | Horner (John M.) Junior High | | |

| HISTORY OF PROJECT FUNDING |
|----------------------------|
|----------------------------|

| | Fund Code | Proposition | Previously Authorized | Authorized This Action | State Apportionment This Action |
|---|----------------|-------------|-----------------------|------------------------|---------------------------------|
| <u>State Share</u> | | | | | |
| Mod/Add. Grant | 051-570 | 51 | \$ | \$ 4,898,947.00 | \$ 4,898,947.00 |
| <u>Applicant Share</u> | | | | | |
| District Contribution | | | | 3,265,964.67 | |
| Total | | | \$ <u>0.00</u> | \$ <u>8,164,911.67</u> | \$ <u>4,898,947.00</u> |
| Funding Source: Proposition 51 Bonds/2016-Nov. | | | | | |

| APPLICATION DATA |
|------------------|
|------------------|

| | |
|--------------------------------------|---------------|
| Type of Project: | Middle School |
| Pupils Assigned Under 50 Yrs: | |
| 7-8: | 0 |
| Severe: | 2 |
| Pupils Assigned Over 50 Yrs: | |
| 7-8: | 376 |
| Severe: | 18 |
| Recommended Acres: | 32.8 |
| Existing Acres: | 18.02 |

| PROGRAM GRANT DATA |
|--------------------|
|--------------------|

| | | |
|---|----|--------------|
| 2 Stop Elevator | \$ | 162,591.00 |
| Accessibility Fire Grant | \$ | 116,581.00 |
| Base Grant - Over 50Yr | \$ | 3,886,048.00 |
| Fire Detection | \$ | 85,328.00 |
| Urban / Security / Impacted Site | \$ | 648,399.00 |
| Total State Share (60%) | | 4,898,947.00 |
| Applicant Share (40%) | | 3,265,964.67 |
| Total Project Cost | \$ | 8,164,911.67 |

| STIPULATED TERMS & NEXT STEPS |
|-------------------------------|
|-------------------------------|

A valid Fund Release Authorization (Form SAB 50-05) must be signed by the designated District Representative and must be received by the Office of Public School Construction prior to 11:59 p.m. within 180 calendar days of SAB approval of the Apportionment for this project. The form may be submitted electronically via OPSC Online or via email to OPSCApplicationReviewTeam@dgs.ca.gov.

The Applicant shall ensure that it is in compliance with all applicable laws, regulations and certifications it made on the program forms.

The Applicant is required to submit a signed Grant Agreement for the project prior to or concurrent with a valid Fund Release Authorization (Form SAB 50-05). Failure to submit an executed Grant Agreement and valid Form SAB 50-05 prior to the deadline shall result in the Apportionment being rescinded without further board action.

The Applicant is responsible for ensuring that the project is compliant with Prevailing Wage Monitoring and/or Labor Compliance Program requirements at the time construction contracts are executed and/or construction commenced.

| APPLICANT DATA |
|----------------|
|----------------|

| | | | |
|------------------------|-----------------|----------------|-------------|
| Applicant: | Novato Unified | PTN: | 65417 - 131 |
| Application No: | 57/65417-00-025 | County: | Marin |
| School Name: | San Marin High | | |

| HISTORY OF PROJECT FUNDING |
|----------------------------|
|----------------------------|

| | Fund Code | Proposition | Previously Authorized | Authorized This Action | State Apportionment This Action |
|---|----------------|-------------|-----------------------|------------------------|---------------------------------|
| State Share | | | | | |
| Mod/Add. Grant | 051-570 | 51 | \$ | \$ 1,213,161.00 | \$ 1,213,161.00 |
| Applicant Share | | | | | |
| District Contribution | | | | 808,774.00 | |
| Total | | | \$ <u>0.00</u> | \$ <u>2,021,935.00</u> | \$ <u>1,213,161.00</u> |
| Funding Source: Proposition 51 Bonds/2016-Nov. | | | | | |

| APPLICATION DATA |
|------------------|
|------------------|

| | |
|--------------------------------------|--------------|
| Type of Project: | High School |
| Pupils Assigned Under 50 Yrs: | |
| | 9-12 0 |
| Pupils Assigned Over 50 Yrs: | |
| | 9-12 99 |

| PROGRAM GRANT DATA |
|--------------------|
|--------------------|

| | |
|---------------------------------|------------------------|
| Accessibility Fire Grant | \$ 34,764.00 |
| Base Grant - Over 50Yr | \$ 1,158,795.00 |
| Fire Detection | \$ 19,602.00 |
| Total State Share (60%) | <u>1,213,161.00</u> |
| Applicant Share (40%) | 808,774.00 |
| Total Project Cost | \$ <u>2,021,935.00</u> |

| | |
|---------------------------|------|
| Recommended Acres: | 38.4 |
| Existing Acres: | 39.6 |

| STIPULATED TERMS & NEXT STEPS |
|-------------------------------|
|-------------------------------|

A valid Fund Release Authorization (Form SAB 50-05) must be signed by the designated District Representative and must be received by the Office of Public School Construction prior to 11:59 p.m. within 180 calendar days of SAB approval of the Apportionment for this project. The form may be submitted electronically via OPSC Online or via email to OPSCApplicationReviewTeam@dgs.ca.gov.

The Applicant shall ensure that it is in compliance with all applicable laws, regulations and certifications it made on the program forms.

The Applicant is required to submit a signed Grant Agreement for the project prior to or concurrent with a valid Fund Release Authorization (Form SAB 50-05). Failure to submit an executed Grant Agreement and valid Form SAB 50-05 prior to the deadline shall result in the Apportionment being rescinded without further board action.

The Applicant is responsible for ensuring that the project is compliant with Prevailing Wage Monitoring and/or Labor Compliance Program requirements at the time construction contracts are executed and/or construction commenced.

| APPLICANT DATA |
|----------------|
|----------------|

| | | | |
|------------------------|--------------------------------|----------------|---------------|
| Applicant: | Redwood City Elementary | PTN: | 69005 - 21,29 |
| Application No: | 57/69005-00-007 | County: | San Mateo |
| School Name: | Kennedy (John F.) Intermediate | | |

| HISTORY OF PROJECT FUNDING |
|----------------------------|
|----------------------------|

| | Fund Code | Proposition | Previously Authorized | Authorized This Action | State Apportionment This Action |
|---|----------------|-------------|-----------------------|------------------------|---------------------------------|
| State Share | | | | | |
| Mod/Add. Grant | 051-570 | 51 | \$ | \$ 3,503,141.00 | \$ 3,503,141.00 |
| Applicant Share | | | | | |
| District Contribution | | | | 2,335,427.33 | |
| Total | | | \$ <u>0.00</u> | \$ <u>5,838,568.33</u> | \$ <u>3,503,141.00</u> |
| Funding Source: Proposition 51 Bonds/2016-Nov. | | | | | |

| APPLICATION DATA |
|------------------|
|------------------|

| | |
|--------------------------------------|---------------|
| Type of Project: | Middle School |
| Pupils Assigned Under 50 Yrs: | |
| 7-8: | 491 |
| Non-Severe: | 11 |
| Recommended Acres: | 11.9 |
| Existing Acres: | 12.7 |

| PROGRAM GRANT DATA |
|--------------------|
|--------------------|

| | | |
|---------------------------------|----|--------------|
| Accessibility Fire Grant | \$ | 99,085.00 |
| Base Grant - Under 50Yr | \$ | 3,302,823.00 |
| Fire Detection | \$ | 101,233.00 |
| Total State Share (60%) | | 3,503,141.00 |
| Applicant Share (40%) | | 2,335,427.33 |
| Total Project Cost | \$ | 5,838,568.33 |

| STIPULATED TERMS & NEXT STEPS |
|-------------------------------|
|-------------------------------|

A valid Fund Release Authorization (Form SAB 50-05) must be signed by the designated District Representative and must be received by the Office of Public School Construction prior to 11:59 p.m. within 180 calendar days of SAB approval of the Apportionment for this project. The form may be submitted electronically via OPSC Online or via email to OPSCApplicationReviewTeam@dgs.ca.gov.

The Applicant shall ensure that it is in compliance with all applicable laws, regulations and certifications it made on the program forms.

The Applicant is required to submit a signed Grant Agreement for the project prior to or concurrent with a valid Fund Release Authorization (Form SAB 50-05). Failure to submit an executed Grant Agreement and valid Form SAB 50-05 prior to the deadline shall result in the Apportionment being rescinded without further board action.

The Applicant is responsible for ensuring that the project is compliant with Prevailing Wage Monitoring and/or Labor Compliance Program requirements at the time construction contracts are executed and/or construction commenced.

| APPLICANT DATA |
|----------------|
|----------------|

| | | | |
|------------------------|-----------------------|----------------------|---------------|
| Applicant: | Los Banos Unified | PTN: | 65755 - 70 |
| Application No: | 50/65755-00-014 | County: | Merced |
| School Name: | Volta Elementary (YR) | Filing Basis: | District-wide |

| HISTORY OF PROJECT FUNDING |
|----------------------------|
|----------------------------|

| | Fund Code | Proposition | Previously Authorized | Authorized This Action | State Appportionment This Action |
|---|-----------|-------------|-----------------------|------------------------|----------------------------------|
| <u>State Share</u> | | | | | |
| NC/Add. Grant | 051-500 | 51 | \$ | \$ 481,402.00 | \$ 481,402.00 |
| <u>Applicant Share</u> | | | | | |
| District Contribution | | | | 481,402.00 | |
| Total | | | \$ <u>0.00</u> | \$ <u>962,804.00</u> | \$ <u>481,402.00</u> |
| Funding Source: Proposition 51 Bonds/2016-Nov. | | | | | |

| APPLICATION DATA |
|------------------|
|------------------|

| | |
|------------------------------------|-------------------|
| Type of Project: | Elementary School |
| Pupils Assigned: | 9-12: 11 |
| Number of Classrooms: | 3 |
| Addition to Existing Site: | No |
| Use of Grants 1859.77.3(a): | No |
| Use of Grants 1859.77.3(b): | Yes |
| Master Plan Acres: | 9.9 |
| Recommended Acres: | 9.5 |
| Existing Acres: | 6.8 |

| PROGRAM GRANT DATA |
|--------------------|
|--------------------|

| | | |
|---------------------------------|----|------------|
| Base Grant | \$ | 236,599.00 |
| Fire Detection | \$ | 473.00 |
| Service Site Development | \$ | 161,843.00 |
| Small Size Project | \$ | 28,392.00 |
| Utilities | \$ | 54,095.00 |
| Total State Share (50%) | | 481,402.00 |
| Applicant Share (50%) | | 481,402.00 |
| Total Project Cost | \$ | 962,804.00 |

| STIPULATED TERMS & NEXT STEPS |
|-------------------------------|
|-------------------------------|

A valid Fund Release Authorization (Form SAB 50-05) must be signed by the designated District Representative and must be received by the Office of Public School Construction prior to 11:59 p.m. within 180 calendar days of SAB approval of the Apportionment for this project. The form may be submitted electronically via OPSC Online or via email to OPSCApplicationReviewTeam@dgs.ca.gov.

The Applicant shall ensure that it is in compliance with all applicable laws, regulations and certifications it made on the program forms.

The Applicant is required to submit a signed Grant Agreement for the project prior to or concurrent with a valid Fund Release Authorization (Form SAB 50-05). Failure to submit an executed Grant Agreement and valid Form SAB 50-05 prior to the deadline shall result in the Apportionment being rescinded without further board action.

The Applicant is responsible for ensuring that the project is compliant with Prevailing Wage Monitoring and/or Labor Compliance Program requirements at the time construction contracts are executed and/or construction commenced.

| APPLICANT DATA |
|----------------|
|----------------|

| | | | |
|------------------------|--|----------------------|----------------|
| Applicant: | Hesperia Unified | PTN: | 75044 - 135 |
| Application No: | 50/75044-00-036 | County: | San Bernardino |
| School Name: | Topaz Preparatory Academy (Aka Topaz Elem.) | Filing Basis: | District-wide |

| HISTORY OF PROJECT FUNDING |
|----------------------------|
|----------------------------|

| | Fund Code | Proposition | Previously Authorized | Authorized This Action | State Appportionment This Action |
|------------------------|-----------|-------------|-----------------------|------------------------|----------------------------------|
| <u>State Share</u> | | | | | |
| NC/Add. Grant | 051-500 | 51 | \$ | \$ 857,145.00 | \$ 857,145.00 |
| <u>Applicant Share</u> | | | | | |
| District Contribution | | | | 857,145.00 | |
| Total | | | \$ 0.00 | \$ 1,714,290.00 | \$ 857,145.00 |

Funding Source: Proposition 51 Bonds/2016-Nov.

| APPLICATION DATA |
|------------------|
|------------------|

| | |
|-----------------------------------|-------------------|
| Type of Project: | Elementary School |
| Pupils Assigned: | K-6: 37 |
| Number of Classrooms: | 2 |
| Addition to Existing Site: | No |
| Master Plan Acres: | 15.7 |
| Recommended Acres: | 11.0 |
| Existing Acres: | 10.0 |

| PROGRAM GRANT DATA |
|--------------------|
|--------------------|

| | | |
|---------------------------------|----|--------------|
| Base Grant | \$ | 591,371.00 |
| Fire Detection | \$ | 703.00 |
| Service Site Development | \$ | 135,913.00 |
| Small Size Project | \$ | 70,965.00 |
| Utilities | \$ | 58,193.00 |
| Total State Share (50%) | | 857,145.00 |
| Applicant Share (50%) | | 857,145.00 |
| Total Project Cost | \$ | 1,714,290.00 |

| STIPULATED TERMS & NEXT STEPS |
|-------------------------------|
|-------------------------------|

A valid Fund Release Authorization (Form SAB 50-05) must be signed by the designated District Representative and must be received by the Office of Public School Construction prior to 11:59 p.m. within 180 calendar days of SAB approval of the Apportionment for this project. The form may be submitted electronically via OPSC Online or via email to OPSCApplicationReviewTeam@dgs.ca.gov.

The Applicant shall ensure that it is in compliance with all applicable laws, regulations and certifications it made on the program forms.

The Applicant is required to submit a signed Grant Agreement for the project prior to or concurrent with a valid Fund Release Authorization (Form SAB 50-05). Failure to submit an executed Grant Agreement and valid Form SAB 50-05 prior to the deadline shall result in the Apportionment being rescinded without further board action.

The Applicant is responsible for ensuring that the project is compliant with Prevailing Wage Monitoring and/or Labor Compliance Program requirements at the time construction contracts are executed and/or construction commenced.

| APPLICANT DATA |
|----------------|
|----------------|

| | | | |
|------------------------|---------------------|----------------|--------------|
| Applicant: | Los Angeles Unified | PTN: | 64733 - 5394 |
| Application No: | 57/64733-00-724 | County: | Los Angeles |
| School Name: | Audubon Junior High | | |

| HISTORY OF PROJECT FUNDING |
|----------------------------|
|----------------------------|

| | Fund Code | Proposition | Previously Authorized | Authorized This Action | State Apportionment This Action |
|---|----------------|-------------|-----------------------|------------------------|---------------------------------|
| State Share | | | | | |
| Mod/Add. Grant | 051-570 | 51 | \$ | \$ 2,650,881.00 | \$ 2,650,881.00 |
| Applicant Share | | | | | |
| District Contribution | | | | 1,767,254.00 | |
| Total | | | \$ <u>0.00</u> | \$ <u>4,418,135.00</u> | \$ <u>2,650,881.00</u> |
| Funding Source: Proposition 51 Bonds/2016-Nov. | | | | | |

| APPLICATION DATA |
|------------------|
|------------------|

| | |
|--------------------------------------|---------------|
| Type of Project: | Middle School |
| Pupils Assigned Under 50 Yrs: | |
| 7-8: | 44 |
| Severe: | 6 |
| Pupils Assigned Over 50 Yrs: | |
| 7-8: | 184 |
| Severe: | 2 |

| PROGRAM GRANT DATA |
|--------------------|
|--------------------|

| | | |
|---|----|--------------|
| Accessibility Fire Grant | \$ | 62,964.00 |
| Base Grant - Over 50Yr | \$ | 2,098,784.00 |
| Fire Detection | \$ | 49,496.00 |
| Urban / Security / Impacted Site | \$ | 439,637.00 |
| Total State Share (60%) | | 2,650,881.00 |
| Applicant Share (40%) | | 1,767,254.00 |
| Total Project Cost | \$ | 4,418,135.00 |

| | |
|---------------------------|------|
| Recommended Acres: | 29.9 |
| Existing Acres: | 12.6 |

| STIPULATED TERMS & NEXT STEPS |
|-------------------------------|
|-------------------------------|

A valid Fund Release Authorization (Form SAB 50-05) must be signed by the designated District Representative and must be received by the Office of Public School Construction prior to 11:59 p.m. within 180 calendar days of SAB approval of the Apportionment for this project. The form may be submitted electronically via OPSC Online or via email to OPSCApplicationReviewTeam@dgs.ca.gov.

The Applicant shall ensure that it is in compliance with all applicable laws, regulations and certifications it made on the program forms.

The Applicant is required to submit a signed Grant Agreement for the project prior to or concurrent with a valid Fund Release Authorization (Form SAB 50-05). Failure to submit an executed Grant Agreement and valid Form SAB 50-05 prior to the deadline shall result in the Apportionment being rescinded without further board action.

The Applicant is responsible for ensuring that the project is compliant with Prevailing Wage Monitoring and/or Labor Compliance Program requirements at the time construction contracts are executed and/or construction commenced.

| |
|-----------------------|
| APPLICANT DATA |
|-----------------------|

| | | | |
|------------------------|-------------------------|----------------|------------------------|
| Applicant: | Los Angeles Unified | PTN: | 64733 - 4948,5432,5615 |
| Application No: | 57/64733-00-725 | County: | Los Angeles |
| School Name: | Tenth Street Elementary | | |

| |
|-----------------------------------|
| HISTORY OF PROJECT FUNDING |
|-----------------------------------|

| | Fund Code | Proposition | Previously Authorized | Authorized This Action | State Apportionment This Action |
|---|----------------|-------------|-----------------------|------------------------|---------------------------------|
| State Share | | | | | |
| Mod/Add. Grant | 051-570 | 51 | \$ | \$ 2,403,657.00 | \$ 2,403,657.00 |
| Applicant Share | | | | | |
| District Contribution | | | | 1,602,438.00 | |
| Total | | | \$ <u>0.00</u> | \$ <u>4,006,095.00</u> | \$ <u>2,403,657.00</u> |
| Funding Source: Proposition 51 Bonds/2016-Nov. | | | | | |

| |
|-------------------------|
| APPLICATION DATA |
|-------------------------|

| | | |
|--------------------------------------|--------------------|-----|
| Type of Project: | Elementary School | |
| Pupils Assigned Under 50 Yrs: | K-6: | 3 |
| | Non-Severe: | 0 |
| Pupils Assigned Over 50 Yrs: | K-6: | 211 |
| | Non-Severe: | 7 |

| |
|---------------------------|
| PROGRAM GRANT DATA |
|---------------------------|

| | | |
|---|----|---------------------|
| Accessibility Fire Grant | \$ | 57,846.00 |
| Base Grant - Over 50Yr | \$ | 1,928,185.00 |
| Fire Detection | \$ | 44,927.00 |
| Urban / Security / Impacted Site | \$ | 372,699.00 |
| Total State Share (60%) | | 2,403,657.00 |
| Applicant Share (40%) | | 1,602,438.00 |
| Total Project Cost | \$ | <u>4,006,095.00</u> |

| | |
|---------------------------|------|
| Recommended Acres: | 10.0 |
| Existing Acres: | 4.7 |

| |
|--|
| STIPULATED TERMS & NEXT STEPS |
|--|

A valid Fund Release Authorization (Form SAB 50-05) must be signed by the designated District Representative and must be received by the Office of Public School Construction prior to 11:59 p.m. within 180 calendar days of SAB approval of the Apportionment for this project. The form may be submitted electronically via OPSC Online or via email to OPSCApplicationReviewTeam@dgs.ca.gov.

The Applicant shall ensure that it is in compliance with all applicable laws, regulations and certifications it made on the program forms.

The Applicant is required to submit a signed Grant Agreement for the project prior to or concurrent with a valid Fund Release Authorization (Form SAB 50-05). Failure to submit an executed Grant Agreement and valid Form SAB 50-05 prior to the deadline shall result in the Apportionment being rescinded without further board action.

The Applicant is responsible for ensuring that the project is compliant with Prevailing Wage Monitoring and/or Labor Compliance Program requirements at the time construction contracts are executed and/or construction commenced.

| |
|-----------------------|
| APPLICANT DATA |
|-----------------------|

| | | | |
|------------------------|----------------------------|----------------|-------------|
| Applicant: | Roseville Joint Union High | PTN: | 66928 - 158 |
| Application No: | 57/66928-00-007 | County: | Placer |
| School Name: | Oakmont High | | |

| |
|-----------------------------------|
| HISTORY OF PROJECT FUNDING |
|-----------------------------------|

| | Fund Code | Proposition | Previously Authorized | Authorized This Action | State Apportionment This Action |
|---|----------------|-------------|-----------------------|------------------------|---------------------------------|
| State Share | | | | | |
| Mod/Add. Grant | 051-570 | 51 | \$ | \$ 4,889,406.00 | \$ 4,889,406.00 |
| Applicant Share | | | | | |
| District Contribution | | | | 3,259,604.00 | |
| Total | | | \$ <u>0.00</u> | \$ <u>8,149,010.00</u> | \$ <u>4,889,406.00</u> |
| Funding Source: Proposition 51 Bonds/2016-Nov. | | | | | |

| |
|-------------------------|
| APPLICATION DATA |
|-------------------------|

| | |
|--------------------------------------|---------------|
| Type of Project: | High School |
| Pupils Assigned Under 50 Yrs: | |
| | 9-12 0 |
| Pupils Assigned Over 50 Yrs: | |
| | 9-12 399 |

| |
|---------------------------|
| PROGRAM GRANT DATA |
|---------------------------|

| | |
|---------------------------------|------------------------|
| Accessibility Fire Grant | \$ 140,109.00 |
| Base Grant - Over 50Yr | \$ 4,670,295.00 |
| Fire Detection | \$ 79,002.00 |
| Total State Share (60%) | 4,889,406.00 |
| Applicant Share (40%) | 3,259,604.00 |
| Total Project Cost | \$ <u>8,149,010.00</u> |

| | |
|---------------------------|------|
| Recommended Acres: | 49.6 |
| Existing Acres: | 47.5 |

| |
|--|
| STIPULATED TERMS & NEXT STEPS |
|--|

A valid Fund Release Authorization (Form SAB 50-05) must be signed by the designated District Representative and must be received by the Office of Public School Construction prior to 11:59 p.m. within 180 calendar days of SAB approval of the Apportionment for this project. The form may be submitted electronically via OPSC Online or via email to OPSCApplicationReviewTeam@dgs.ca.gov.

The Applicant shall ensure that it is in compliance with all applicable laws, regulations and certifications it made on the program forms.

The Applicant is required to submit a signed Grant Agreement for the project prior to or concurrent with a valid Fund Release Authorization (Form SAB 50-05). Failure to submit an executed Grant Agreement and valid Form SAB 50-05 prior to the deadline shall result in the Apportionment being rescinded without further board action.

The Applicant is responsible for ensuring that the project is compliant with Prevailing Wage Monitoring and/or Labor Compliance Program requirements at the time construction contracts are executed and/or construction commenced.

| APPLICANT DATA |
|----------------|
|----------------|

| | | | |
|------------------------|----------------------|----------------|-------------|
| Applicant: | Corona-Norco Unified | PTN: | 67033 - 294 |
| Application No: | 57/67033-00-022 | County: | Riverside |
| School Name: | Norco Junior High | | |

| HISTORY OF PROJECT FUNDING |
|----------------------------|
|----------------------------|

| | Fund Code | Proposition | Previously Authorized | Authorized This Action | State Apportionment This Action |
|---|----------------|-------------|-----------------------|------------------------|---------------------------------|
| State Share | | | | | |
| Mod/Add. Grant | 051-570 | 51 | \$ | \$ 410,367.00 | \$ 410,367.00 |
| Applicant Share | | | | | |
| District Contribution | | | | 273,578.00 | |
| Total | | | \$ <u>0.00</u> | \$ <u>683,945.00</u> | \$ <u>410,367.00</u> |
| Funding Source: Proposition 51 Bonds/2016-Nov. | | | | | |

| APPLICATION DATA |
|------------------|
|------------------|

| | |
|-------------------------|---------------|
| Type of Project: | Middle School |
|-------------------------|---------------|

| | |
|--------------------------------------|--|
| Pupils Assigned Under 50 Yrs: | |
|--------------------------------------|--|

| | |
|-------------|----|
| 7-8: | 54 |
|-------------|----|

| | |
|---------------------------|------|
| Recommended Acres: | 18.4 |
|---------------------------|------|

| | |
|------------------------|-------|
| Existing Acres: | 24.98 |
|------------------------|-------|

| PROGRAM GRANT DATA |
|--------------------|
|--------------------|

| | | |
|---------------------------------|----|-------------------|
| Accessibility Fire Grant | \$ | 10,426.00 |
| Base Grant - Under 50Yr | \$ | 347,544.00 |
| Fire Detection | \$ | 10,692.00 |
| Small Size Project | \$ | 41,705.00 |
| Total State Share (60%) | | 410,367.00 |
| Applicant Share (40%) | | 273,578.00 |
| Total Project Cost | \$ | <u>683,945.00</u> |

| STIPULATED TERMS & NEXT STEPS |
|-------------------------------|
|-------------------------------|

A valid Fund Release Authorization (Form SAB 50-05) must be signed by the designated District Representative and must be received by the Office of Public School Construction prior to 11:59 p.m. within 180 calendar days of SAB approval of the Apportionment for this project. The form may be submitted electronically via OPSC Online or via email to OPSCApplicationReviewTeam@dgs.ca.gov.

The Applicant shall ensure that it is in compliance with all applicable laws, regulations and certifications it made on the program forms.

The Applicant is required to submit a signed Grant Agreement for the project prior to or concurrent with a valid Fund Release Authorization (Form SAB 50-05). Failure to submit an executed Grant Agreement and valid Form SAB 50-05 prior to the deadline shall result in the Apportionment being rescinded without further board action.

The Applicant is responsible for ensuring that the project is compliant with Prevailing Wage Monitoring and/or Labor Compliance Program requirements at the time construction contracts are executed and/or construction commenced.

| APPLICANT DATA |
|----------------|
|----------------|

| | | | |
|------------------------|-----------------------|----------------|-------------|
| Applicant: | Culver City Unified | PTN: | 64444 - 39 |
| Application No: | 57/64444-00-017 | County: | Los Angeles |
| School Name: | La Ballona Elementary | | |

| HISTORY OF PROJECT FUNDING |
|----------------------------|
|----------------------------|

| | Fund Code | Proposition | Previously Authorized | Authorized This Action | State Apportionment This Action |
|---|----------------|-------------|-----------------------|------------------------|---------------------------------|
| <u>State Share</u> | | | | | |
| Mod/Add. Grant | 051-570 | 51 | \$ | \$ 416,862.00 | \$ 416,862.00 |
| <u>Applicant Share</u> | | | | | |
| District Contribution | | | | 277,908.00 | |
| Total | | | \$ <u>0.00</u> | \$ <u>694,770.00</u> | \$ <u>416,862.00</u> |
| Funding Source: Proposition 51 Bonds/2016-Nov. | | | | | |

| APPLICATION DATA |
|------------------|
|------------------|

| | |
|--------------------------------------|-------------------|
| Type of Project: | Elementary School |
| Pupils Assigned Under 50 Yrs: | K-6: 0 |
| Pupils Assigned Over 50 Yrs: | K-6: 35 |
| Recommended Acres: | 10.1 |
| Existing Acres: | 3.6 |

| PROGRAM GRANT DATA |
|--------------------|
|--------------------|

| | | |
|---|----|-------------------|
| Accessibility Fire Grant | \$ | 8,877.00 |
| Base Grant - Over 50Yr | \$ | 295,890.00 |
| Small Size Project | \$ | 35,507.00 |
| Urban / Security / Impacted Site | \$ | 76,588.00 |
| Total State Share (60%) | | 416,862.00 |
| Applicant Share (40%) | | 277,908.00 |
| Total Project Cost | \$ | <u>694,770.00</u> |

| STIPULATED TERMS & NEXT STEPS |
|-------------------------------|
|-------------------------------|

A valid Fund Release Authorization (Form SAB 50-05) must be signed by the designated District Representative and must be received by the Office of Public School Construction prior to 11:59 p.m. within 180 calendar days of SAB approval of the Apportionment for this project. The form may be submitted electronically via OPSC Online or via email to OPSCApplicationReviewTeam@dgs.ca.gov.

The Applicant shall ensure that it is in compliance with all applicable laws, regulations and certifications it made on the program forms.

The Applicant is required to submit a signed Grant Agreement for the project prior to or concurrent with a valid Fund Release Authorization (Form SAB 50-05). Failure to submit an executed Grant Agreement and valid Form SAB 50-05 prior to the deadline shall result in the Apportionment being rescinded without further board action.

The Applicant is responsible for ensuring that the project is compliant with Prevailing Wage Monitoring and/or Labor Compliance Program requirements at the time construction contracts are executed and/or construction commenced.

| APPLICANT DATA |
|----------------|
|----------------|

| | | | |
|------------------------|--------------------|----------------------|---------------|
| Applicant: | Kern High | PTN: | 63529 - 336 |
| Application No: | 50/63529-00-012 | County: | Kern |
| School Name: | Vista High (Cont.) | Filing Basis: | District-wide |

| HISTORY OF PROJECT FUNDING |
|----------------------------|
|----------------------------|

| | Fund Code | Proposition | Previously Authorized | Authorized This Action | State Apportionment This Action |
|--|-----------|-------------|-----------------------|------------------------|---------------------------------|
| <u>State Share</u> | | | | | |
| NC/Add. Grant | 051-500 | 51 | \$ | \$ 313,730.00 | \$ 313,730.00 |
| <u>Applicant Share</u> | | | | | |
| District Contribution | | | | 313,730.00 | |
| Total | | | \$ 0.00 | \$ 627,460.00 | \$ 313,730.00 |
| Funding Source: Proposition 51 Bonds/2016-Nov. | | | | | |

| APPLICATION DATA |
|------------------|
|------------------|

| | |
|-----------------------------------|-------------|
| Type of Project: | High School |
| Pupils Assigned: | 9-12: 13 |
| Number of Classrooms: | 1 |
| Addition to Existing Site: | No |
| Master Plan Acres: | 6.5 |
| Recommended Acres: | 6.5 |
| Existing Acres: | 15.09 |

| PROGRAM GRANT DATA |
|--------------------|
|--------------------|

| | | |
|--------------------------------|----|------------|
| Base Grant | \$ | 279,617.00 |
| Fire Detection | \$ | 559.00 |
| Small Size Project | \$ | 33,554.00 |
| Total State Share (50%) | | 313,730.00 |
| Applicant Share (50%) | | 313,730.00 |
| Total Project Cost | \$ | 627,460.00 |

| STIPULATED TERMS & NEXT STEPS |
|-------------------------------|
|-------------------------------|

A valid Fund Release Authorization (Form SAB 50-05) must be signed by the designated District Representative and must be received by the Office of Public School Construction prior to 11:59 p.m. within 180 calendar days of SAB approval of the Apportionment for this project. The form may be submitted electronically via OPSC Online or via email to OPSCApplicationReviewTeam@dgs.ca.gov.

The Applicant shall ensure that it is in compliance with all applicable laws, regulations and certifications it made on the program forms.

The Applicant is required to submit a signed Grant Agreement for the project prior to or concurrent with a valid Fund Release Authorization (Form SAB 50-05). Failure to submit an executed Grant Agreement and valid Form SAB 50-05 prior to the deadline shall result in the Apportionment being rescinded without further board action.

The Applicant is responsible for ensuring that the project is compliant with Prevailing Wage Monitoring and/or Labor Compliance Program requirements at the time construction contracts are executed and/or construction commenced.

| APPLICANT DATA |
|----------------|
|----------------|

| | | | |
|------------------------|-----------------|----------------|-------------|
| Applicant: | Novato Unified | PTN: | 65417 - 133 |
| Application No: | 57/65417-00-026 | County: | Marin |
| School Name: | Novato High | | |

| HISTORY OF PROJECT FUNDING |
|----------------------------|
|----------------------------|

| | Fund Code | Proposition | Previously Authorized | Authorized This Action | State Apportionment This Action |
|---|----------------|-------------|-----------------------|------------------------|---------------------------------|
| State Share | | | | | |
| Mod/Add. Grant | 051-570 | 51 | \$ | \$ 2,663,284.00 | \$ 2,663,284.00 |
| Applicant Share | | | | | |
| District Contribution | | | | 1,775,522.67 | |
| Total | | | \$ <u>0.00</u> | \$ <u>4,438,806.67</u> | \$ <u>2,663,284.00</u> |
| Funding Source: Proposition 51 Bonds/2016-Nov. | | | | | |

| APPLICATION DATA |
|------------------|
|------------------|

| | |
|--------------------------------------|-------------|
| Type of Project: | High School |
| Pupils Assigned Under 50 Yrs: | |
| 9-12 | 0 |
| Non-Severe: | 0 |
| Pupils Assigned Over 50 Yrs: | |
| 9-12 | 180 |
| Non-Severe: | 19 |
| Recommended Acres: | 41.3 |
| Existing Acres: | 37.7 |

| PROGRAM GRANT DATA |
|--------------------|
|--------------------|

| | | |
|---------------------------------|----|--------------|
| Accessibility Fire Grant | \$ | 73,478.00 |
| Base Grant - Over 50Yr | \$ | 2,449,261.00 |
| Fire Detection | \$ | 42,575.00 |
| Small Size Project | \$ | 97,970.00 |
| Total State Share (60%) | | 2,663,284.00 |
| Applicant Share (40%) | | 1,775,522.67 |
| Total Project Cost | \$ | 4,438,806.67 |

| STIPULATED TERMS & NEXT STEPS |
|-------------------------------|
|-------------------------------|

A valid Fund Release Authorization (Form SAB 50-05) must be signed by the designated District Representative and must be received by the Office of Public School Construction prior to 11:59 p.m. within 180 calendar days of SAB approval of the Apportionment for this project. The form may be submitted electronically via OPSC Online or via email to OPSCApplicationReviewTeam@dgs.ca.gov.

The Applicant shall ensure that it is in compliance with all applicable laws, regulations and certifications it made on the program forms.

The Applicant is required to submit a signed Grant Agreement for the project prior to or concurrent with a valid Fund Release Authorization (Form SAB 50-05). Failure to submit an executed Grant Agreement and valid Form SAB 50-05 prior to the deadline shall result in the Apportionment being rescinded without further board action.

The Applicant is responsible for ensuring that the project is compliant with Prevailing Wage Monitoring and/or Labor Compliance Program requirements at the time construction contracts are executed and/or construction commenced.

| APPLICANT DATA |
|----------------|
|----------------|

| | | | |
|------------------------|---------------------------|----------------------|---------------|
| Applicant: | Sanger Unified | PTN: | 62414 - 162 |
| Application No: | 50/62414-00-027 | County: | Fresno |
| School Name: | Wash (John S.) Elementary | Filing Basis: | District-wide |

| HISTORY OF PROJECT FUNDING |
|----------------------------|
|----------------------------|

| | Fund Code | Proposition | Previously Authorized | Authorized This Action | State Apportionment This Action |
|--|-----------|-------------|-----------------------|------------------------|---------------------------------|
| <u>State Share</u> | | | | | |
| NC/Add. Grant | 051-500 | 51 | \$ | \$ 304,639.00 | \$ 304,639.00 |
| <u>Applicant Share</u> | | | | | |
| District Contribution | | | | 304,639.00 | |
| Total | | | \$ 0.00 | \$ 609,278.00 | \$ 304,639.00 |
| Funding Source: Proposition 51 Bonds/2016-Nov. | | | | | |

| APPLICATION DATA |
|------------------|
|------------------|

| | |
|----------------------------|-------------------|
| Type of Project: | Elementary School |
| Pupils Assigned: | K-6: 17 |
| Number of Classrooms: | 1 |
| Addition to Existing Site: | No |
| Master Plan Acres: | 9.8 |
| Recommended Acres: | 10.1 |
| Existing Acres: | 12.72 |

| PROGRAM GRANT DATA |
|--------------------|
|--------------------|

| | | |
|-------------------------|----|------------|
| Base Grant | \$ | 271,711.00 |
| Fire Detection | \$ | 323.00 |
| Small Size Project | \$ | 32,605.00 |
| Total State Share (50%) | | 304,639.00 |
| Applicant Share (50%) | | 304,639.00 |
| Total Project Cost | \$ | 609,278.00 |

| STIPULATED TERMS & NEXT STEPS |
|-------------------------------|
|-------------------------------|

A valid Fund Release Authorization (Form SAB 50-05) must be signed by the designated District Representative and must be received by the Office of Public School Construction prior to 11:59 p.m. within 180 calendar days of SAB approval of the Apportionment for this project. The form may be submitted electronically via OPSC Online or via email to OPSCApplicationReviewTeam@dgs.ca.gov.

The Applicant shall ensure that it is in compliance with all applicable laws, regulations and certifications it made on the program forms.

The Applicant is required to submit a signed Grant Agreement for the project prior to or concurrent with a valid Fund Release Authorization (Form SAB 50-05). Failure to submit an executed Grant Agreement and valid Form SAB 50-05 prior to the deadline shall result in the Apportionment being rescinded without further board action.

The Applicant is responsible for ensuring that the project is compliant with Prevailing Wage Monitoring and/or Labor Compliance Program requirements at the time construction contracts are executed and/or construction commenced.

| APPLICANT DATA |
|----------------|
|----------------|

| | | | |
|------------------------|----------------------|----------------|-------------|
| Applicant: | Stockton Unified | PTN: | 68676 - 230 |
| Application No: | 57/68676-00-042 | County: | San Joaquin |
| School Name: | Cleveland Elementary | | |

| HISTORY OF PROJECT FUNDING |
|----------------------------|
|----------------------------|

| | Fund Code | Proposition | Previously Authorized | Authorized This Action | State Apportionment This Action |
|---|----------------|-------------|-----------------------|------------------------|---------------------------------|
| State Share | | | | | |
| Mod/Add. Grant | 051-570 | 51 | \$ | \$ 3,944,857.00 | \$ 3,944,857.00 |
| Applicant Share | | | | | |
| District Contribution | | | | 2,629,904.67 | |
| Total | | | \$ <u>0.00</u> | \$ <u>6,574,761.67</u> | \$ <u>3,944,857.00</u> |
| Funding Source: Proposition 51 Bonds/2016-Nov. | | | | | |

| APPLICATION DATA |
|------------------|
|------------------|

| | |
|--------------------------------------|-------------------|
| Type of Project: | Elementary School |
| Pupils Assigned Under 50 Yrs: | |
| K-6: | 183 |
| 7-8: | 116 |
| Non-Severe: | 43 |
| Severe: | 39 |

| PROGRAM GRANT DATA |
|--------------------|
|--------------------|

| | |
|---|-----------------|
| Accessibility Fire Grant | \$ 95,243.00 |
| Base Grant - Under 50Yr | \$ 3,174,769.00 |
| Fire Detection | \$ 96,113.00 |
| Urban / Security / Impacted Site | \$ 578,732.00 |
| Total State Share (60%) | 3,944,857.00 |
| Applicant Share (40%) | 2,629,904.67 |
| Total Project Cost | \$ 6,574,761.67 |

| | |
|---------------------------|------|
| Recommended Acres: | 16.5 |
| Existing Acres: | 8.3 |

| STIPULATED TERMS & NEXT STEPS |
|-------------------------------|
|-------------------------------|

A valid Fund Release Authorization (Form SAB 50-05) must be signed by the designated District Representative and must be received by the Office of Public School Construction prior to 11:59 p.m. within 180 calendar days of SAB approval of the Apportionment for this project. The form may be submitted electronically via OPSC Online or via email to OPSCApplicationReviewTeam@dgs.ca.gov.

The Applicant shall ensure that it is in compliance with all applicable laws, regulations and certifications it made on the program forms.

The Applicant is required to submit a signed Grant Agreement for the project prior to or concurrent with a valid Fund Release Authorization (Form SAB 50-05). Failure to submit an executed Grant Agreement and valid Form SAB 50-05 prior to the deadline shall result in the Apportionment being rescinded without further board action.

The Applicant is responsible for ensuring that the project is compliant with Prevailing Wage Monitoring and/or Labor Compliance Program requirements at the time construction contracts are executed and/or construction commenced.

| APPLICANT DATA |
|----------------|
|----------------|

| | | | |
|------------------------|-----------------------|----------------|-------------|
| Applicant: | Moreno Valley Unified | PTN: | 67124 - 220 |
| Application No: | 57/67124-00-025 | County: | Riverside |
| School Name: | Canyon Springs High | | |

| HISTORY OF PROJECT FUNDING |
|----------------------------|
|----------------------------|

| | Fund Code | Proposition | Previously Authorized | Authorized This Action | State Apportionment This Action |
|------------------------------|---------------------------------------|-------------|-----------------------|-------------------------|---------------------------------|
| State Share | | | | | |
| Mod/Add. Grant | 051-570 | 51 | \$ | \$ 14,880,132.00 | \$ 14,880,132.00 |
| Applicant Share | | | | | |
| District Contribution | | | | 9,920,088.00 | |
| Total | | | \$ <u>0.00</u> | \$ <u>24,800,220.00</u> | \$ <u>14,880,132.00</u> |
| Funding Source: | Proposition 51 Bonds/2016-Nov. | | | | |

| APPLICATION DATA |
|------------------|
|------------------|

| | |
|--------------------------------------|-------------|
| Type of Project: | High School |
| Pupils Assigned Under 50 Yrs: | |
| 9-12 | 1500 |
| Non-Severe: | 75 |
| Severe: | 26 |

| PROGRAM GRANT DATA |
|--------------------|
|--------------------|

| | | |
|---------------------------------|----|---------------|
| Accessibility Fire Grant | \$ | 423,542.00 |
| Base Grant - Under 50Yr | \$ | 14,118,071.00 |
| Fire Detection | \$ | 338,519.00 |
| Total State Share (60%) | | 14,880,132.00 |
| Applicant Share (40%) | | 9,920,088.00 |
| Total Project Cost | \$ | 24,800,220.00 |

| | |
|---------------------------|------|
| Recommended Acres: | 55.2 |
| Existing Acres: | 41.0 |

| STIPULATED TERMS & NEXT STEPS |
|-------------------------------|
|-------------------------------|

A valid Fund Release Authorization (Form SAB 50-05) must be signed by the designated District Representative and must be received by the Office of Public School Construction prior to 11:59 p.m. within 180 calendar days of SAB approval of the Apportionment for this project. The form may be submitted electronically via OPSC Online or via email to OPSCApplicationReviewTeam@dgs.ca.gov.

The Applicant shall ensure that it is in compliance with all applicable laws, regulations and certifications it made on the program forms.

The Applicant is required to submit a signed Grant Agreement for the project prior to or concurrent with a valid Fund Release Authorization (Form SAB 50-05). Failure to submit an executed Grant Agreement and valid Form SAB 50-05 prior to the deadline shall result in the Apportionment being rescinded without further board action.

The Applicant is responsible for ensuring that the project is compliant with Prevailing Wage Monitoring and/or Labor Compliance Program requirements at the time construction contracts are executed and/or construction commenced.

| APPLICANT DATA |
|----------------|
|----------------|

| | | | |
|------------------------|-------------------------|----------------------|---------------|
| Applicant: | Traver Joint Elementary | PTN: | 72223 - 7 |
| Application No: | 50/72223-00-002 | County: | Tulare |
| School Name: | Traver Elementary | Filing Basis: | District-wide |

| HISTORY OF PROJECT FUNDING |
|----------------------------|
|----------------------------|

| | Fund Code | Proposition | Previously Authorized | Authorized This Action | State Apportionment This Action |
|---|-----------|-------------|-----------------------|------------------------|---------------------------------|
| <u>State Share</u> | | | | | |
| NC Design Grant | 051-500 | 51 | \$ | \$ 549,869.00 | \$ 549,869.00 |
| <u>Applicant Share</u> | | | | | |
| District Contribution | | | | 170,060.00 | |
| Financial Hardship | 051-500 | 51 | | 379,809.00 | 379,809.00 |
| Total | | | \$ <u>0.00</u> | \$ <u>1,099,738.00</u> | \$ <u>929,678.00</u> |
| Funding Source: Proposition 51 Bonds/2016-Nov. | | | | | |

| APPLICATION DATA |
|------------------|
|------------------|

| | |
|-----------------------------------|-------------------|
| Type of Project: | Elementary School |
| Pupils Assigned: | K-6: 135 |
| | 7-8: 35 |
| Addition to Existing Site: | No |

| PROGRAM GRANT DATA |
|--------------------|
|--------------------|

| | |
|---|-----------------|
| <u>Separate Design Grant</u> | |
| Total Design (40% of Base Grant) | \$ 1,099,738.00 |
| Total State Share (50%) | 549,869.00 |
| Applicant Share (50%) | \$ 549,869.00 |

| STIPULATED TERMS & NEXT STEPS |
|-------------------------------|
|-------------------------------|

Pursuant to School Facility Program Regulation Section 1859.90, the Office of Public School Construction will release State funds to the District within 30 calendar days from the receipt of an executed Grant Agreement. The executed Grant Agreement must be signed by the designated District Representative and must be received by the Office of Public School Construction within 365 calendar days and prior to 11:59 p.m. of the board's approval of the Apportionment for this project. The form may be submitted electronically via OPSC Online or via email to OPSCApplicationReviewTeam@dgs.ca.gov.

Failure to submit an executed Grant Agreement within 365 days of the Apportionment shall result in the Apportionment being rescinded without further board action.

The Applicant shall ensure that it is in compliance with all applicable laws, regulations and certifications it made on the program forms.

The Applicant is responsible for ensuring that the project is compliant with Prevailing Wage Monitoring and/or Labor Compliance Program requirements at the time construction contracts are executed and/or construction commenced.

The Applicant qualifies for financial hardship pursuant to School Facility Program Regulation Section 1859.81(c)(4). The Applicant's total bonding capacity as of April 11, 2023 is \$5 million or less.

| APPLICANT DATA |
|----------------|
|----------------|

| | | | |
|------------------------|-----------------|----------------|-------------|
| Applicant: | Orange Unified | PTN: | 66621 - 166 |
| Application No: | 57/66621-00-058 | County: | Orange |
| School Name: | Canyon High | | |

| HISTORY OF PROJECT FUNDING |
|----------------------------|
|----------------------------|

| | Fund Code | Proposition | Previously Authorized | Authorized This Action | State Apportionment This Action |
|---|----------------|-------------|-----------------------|-------------------------|---------------------------------|
| State Share | | | | | |
| Mod/Add. Grant | 051-570 | 51 | \$ | \$ 6,863,384.00 | \$ 6,863,384.00 |
| Applicant Share | | | | | |
| District Contribution | | | | 4,575,589.33 | |
| Total | | | \$ <u>0.00</u> | \$ <u>11,438,973.33</u> | \$ <u>6,863,384.00</u> |
| Funding Source: Proposition 51 Bonds/2016-Nov. | | | | | |

| APPLICATION DATA |
|------------------|
|------------------|

| | |
|--------------------------------------|-------------|
| Type of Project: | High School |
| Pupils Assigned Under 50 Yrs: | |
| 9-12 | 685 |
| Non-Severe: | 45 |
| Severe: | 8 |

| PROGRAM GRANT DATA |
|--------------------|
|--------------------|

| | |
|---------------------------------|------------------|
| Accessibility Fire Grant | \$ 195,349.00 |
| Base Grant - Under 50Yr | \$ 6,511,628.00 |
| Fire Detection | \$ 156,407.00 |
| Total State Share (60%) | 6,863,384.00 |
| Applicant Share (40%) | 4,575,589.33 |
| Total Project Cost | \$ 11,438,973.33 |

| | |
|---------------------------|------|
| Recommended Acres: | 51.0 |
| Existing Acres: | 40.7 |

| STIPULATED TERMS & NEXT STEPS |
|-------------------------------|
|-------------------------------|

A valid Fund Release Authorization (Form SAB 50-05) must be signed by the designated District Representative and must be received by the Office of Public School Construction prior to 11:59 p.m. within 180 calendar days of SAB approval of the Apportionment for this project. The form may be submitted electronically via OPSC Online or via email to OPSCApplicationReviewTeam@dgs.ca.gov.

The Applicant shall ensure that it is in compliance with all applicable laws, regulations and certifications it made on the program forms.

The Applicant is required to submit a signed Grant Agreement for the project prior to or concurrent with a valid Fund Release Authorization (Form SAB 50-05). Failure to submit an executed Grant Agreement and valid Form SAB 50-05 prior to the deadline shall result in the Apportionment being rescinded without further board action.

The Applicant is responsible for ensuring that the project is compliant with Prevailing Wage Monitoring and/or Labor Compliance Program requirements at the time construction contracts are executed and/or construction commenced.

| APPLICANT DATA |
|----------------|
|----------------|

| | | | |
|------------------------|------------------------------|----------------------|-------------|
| Applicant: | Kern Co. Office Of Education | PTN: | 10157 - 53 |
| Application No: | 50/10157-98-006 | County: | Kern |
| School Name: | Aurora Program School | Filing Basis: | Special Ed. |

| HISTORY OF PROJECT FUNDING |
|----------------------------|
|----------------------------|

| | Fund Code | Proposition | Previously Authorized | Authorized This Action | State Apportionment This Action |
|---|-----------|-------------|-----------------------|------------------------|---------------------------------|
| State Share | | | | | |
| NC/Add. Grant | 051-500 | 51 | \$ | \$ 7,149,621.84 | \$ 7,149,621.84 |
| Applicant Share | | | | | |
| District Contribution | | | | 7,149,621.84 | |
| Total | | | \$ 0.00 | \$ 14,299,243.68 | \$ 7,149,621.84 |
| Funding Source: Proposition 51 Bonds/2016-Nov. | | | | | |

| APPLICATION DATA |
|------------------|
|------------------|

| PROGRAM GRANT DATA |
|--------------------|
|--------------------|

| | | | | |
|----------------------------|-------------------|---------------------------------|----|---------------|
| Type of Project: | Elementary School | 2% of Appraised or Actual Value | \$ | 25,000.00 |
| Pupils Assigned: | | Automatic Sprinkler System | \$ | 91,368.00 |
| | Severe: 108 | Base Grant | \$ | 4,850,388.00 |
| Number of Classrooms: | 16 | DTSC Fees | \$ | 1,744.58 |
| Addition to Existing Site: | No | Fire Detection | \$ | 8,640.00 |
| Master Plan Acres: | 2.9 | General Site | \$ | 421,688.26 |
| Recommended Acres: | 2.9 | NC Site Acquisition | \$ | 116,000.00 |
| Proposed Acres: | 5.0 | Off Site | \$ | 50,140.00 |
| Therapy/Other Area | 1619.0 Sq. Ft | Service Site Development | \$ | 720,436.00 |
| Therapy/Toilet Area | 323.0 Sq. Ft | Small Size Project | \$ | 194,016.00 |
| | | Therapy/Other Area | \$ | 424,178.00 |
| | | Therapy/Toilet Area | \$ | 151,810.00 |
| | | Utilities | \$ | 94,213.00 |
| | | Total State Share (50%) | | 7,149,621.84 |
| | | Applicant Share (50%) | | 7,149,621.84 |
| | | Total Project Cost | \$ | 14,299,243.68 |

| STIPULATED TERMS & NEXT STEPS |
|-------------------------------|
|-------------------------------|

A valid Fund Release Authorization (Form SAB 50-05) must be signed by the designated District Representative and must be received by the Office of Public School Construction prior to 11:59 p.m. within 180 calendar days of SAB approval of the Apportionment for this project. The form may be submitted electronically via OPSC Online or via email to OPSCApplicationReviewTeam@dgs.ca.gov.

The Applicant shall ensure that it is in compliance with all applicable laws, regulations and certifications it made on the program forms.

The Applicant is required to submit a signed Grant Agreement for the project prior to or concurrent with a valid Fund Release Authorization (Form SAB 50-05). Failure to submit an executed Grant Agreement and valid Form SAB 50-05 prior to the deadline shall result in the Apportionment being rescinded without further board action.

The Applicant is responsible for ensuring that the project is compliant with Prevailing Wage Monitoring and/or Labor Compliance Program requirements at the time construction contracts are executed and/or construction commenced.

Pursuant to SFP Regulation Section 1859.74, the grants for Site Acquisition have been reduced on a prorated basis by the percentage of the excess acreage of the site that exceeds the master plan site acreage approved by the California Department of Education.

| APPLICANT DATA |
|----------------|
|----------------|

| | | | |
|------------------------|------------------|----------------------|---------------|
| Applicant: | Clovis Unified | PTN: | 62117 - 373 |
| Application No: | 50/62117-00-025 | County: | Fresno |
| School Name: | Clovis East High | Filing Basis: | District-wide |

| HISTORY OF PROJECT FUNDING |
|----------------------------|
|----------------------------|

| | Fund Code | Proposition | Previously Authorized | Authorized This Action | State Apportionment This Action |
|---|-----------|-------------|-----------------------|------------------------|---------------------------------|
| <u>State Share</u> | | | | | |
| NC/Add. Grant | 051-500 | 51 | \$ | \$ 501,689.00 | \$ 501,689.00 |
| <u>Applicant Share</u> | | | | | |
| District Contribution | | | | 501,689.00 | |
| Total | | | \$ 0.00 | \$ 1,003,378.00 | \$ 501,689.00 |
| Funding Source: Proposition 51 Bonds/2016-Nov. | | | | | |

| APPLICATION DATA |
|------------------|
|------------------|

| | |
|-----------------------------------|-------------|
| Type of Project: | High School |
| Pupils Assigned: | |
| | 9-12: 2 |
| | Severe: 9 |
| Number of Classrooms: | 2 |
| Addition to Existing Site: | No |
| Master Plan Acres: | 63.4 |
| Recommended Acres: | 63.4 |
| Existing Acres: | 87.43 |

| PROGRAM GRANT DATA |
|--------------------|
|--------------------|

| | | | |
|--------------------------------|--|----|--------------|
| Base Grant | | \$ | 447,217.00 |
| Fire Detection | | \$ | 806.00 |
| Small Size Project | | \$ | 53,666.00 |
| Total State Share (50%) | | | 501,689.00 |
| Applicant Share (50%) | | | 501,689.00 |
| Total Project Cost | | \$ | 1,003,378.00 |

| STIPULATED TERMS & NEXT STEPS |
|-------------------------------|
|-------------------------------|

A valid Fund Release Authorization (Form SAB 50-05) must be signed by the designated District Representative and must be received by the Office of Public School Construction prior to 11:59 p.m. within 180 calendar days of SAB approval of the Apportionment for this project. The form may be submitted electronically via OPSC Online or via email to OPSCApplicationReviewTeam@dgs.ca.gov.

The Applicant shall ensure that it is in compliance with all applicable laws, regulations and certifications it made on the program forms.

The Applicant is required to submit a signed Grant Agreement for the project prior to or concurrent with a valid Fund Release Authorization (Form SAB 50-05). Failure to submit an executed Grant Agreement and valid Form SAB 50-05 prior to the deadline shall result in the Apportionment being rescinded without further board action.

The Applicant is responsible for ensuring that the project is compliant with Prevailing Wage Monitoring and/or Labor Compliance Program requirements at the time construction contracts are executed and/or construction commenced.

| APPLICANT DATA |
|----------------|
|----------------|

| | | | |
|------------------------|------------------|----------------------|---------------|
| Applicant: | Clovis Unified | PTN: | 62117 - 372 |
| Application No: | 50/62117-00-026 | County: | Fresno |
| School Name: | Regan Elementary | Filing Basis: | District-wide |

| HISTORY OF PROJECT FUNDING |
|----------------------------|
|----------------------------|

| | Fund Code | Proposition | Previously Authorized | Authorized This Action | State Apportionment This Action |
|---|-----------|-------------|-----------------------|------------------------|---------------------------------|
| <u>State Share</u> | | | | | |
| NC/Add. Grant | 051-500 | 51 | \$ | \$ 218,256.00 | \$ 218,256.00 |
| <u>Applicant Share</u> | | | | | |
| District Contribution | | | | 218,256.00 | |
| Total | | | \$ 0.00 | \$ 436,512.00 | \$ 218,256.00 |
| Funding Source: Proposition 51 Bonds/2016-Nov. | | | | | |

| APPLICATION DATA |
|------------------|
|------------------|

| | |
|-----------------------------------|-------------------|
| Type of Project: | Elementary School |
| Pupils Assigned: | K-6: 12 |
| Number of Classrooms: | 1 |
| Addition to Existing Site: | No |
| Master Plan Acres: | 13.5 |
| Recommended Acres: | 14.0 |
| Existing Acres: | 13.5 |

| PROGRAM GRANT DATA |
|--------------------|
|--------------------|

| | | |
|-----------------------------------|----|------------|
| Automatic Sprinkler System | \$ | 3,216.00 |
| Base Grant | \$ | 191,796.00 |
| Fire Detection | \$ | 228.00 |
| Small Size Project | \$ | 23,016.00 |
| Total State Share (50%) | | 218,256.00 |
| Applicant Share (50%) | | 218,256.00 |
| Total Project Cost | \$ | 436,512.00 |

| STIPULATED TERMS & NEXT STEPS |
|-------------------------------|
|-------------------------------|

A valid Fund Release Authorization (Form SAB 50-05) must be signed by the designated District Representative and must be received by the Office of Public School Construction prior to 11:59 p.m. within 180 calendar days of SAB approval of the Apportionment for this project. The form may be submitted electronically via OPSC Online or via email to OPSCApplicationReviewTeam@dgs.ca.gov.

The Applicant shall ensure that it is in compliance with all applicable laws, regulations and certifications it made on the program forms.

The Applicant is required to submit a signed Grant Agreement for the project prior to or concurrent with a valid Fund Release Authorization (Form SAB 50-05). Failure to submit an executed Grant Agreement and valid Form SAB 50-05 prior to the deadline shall result in the Apportionment being rescinded without further board action.

The Applicant is responsible for ensuring that the project is compliant with Prevailing Wage Monitoring and/or Labor Compliance Program requirements at the time construction contracts are executed and/or construction commenced.

| APPLICANT DATA |
|----------------|
|----------------|

| | | | |
|------------------------|----------------------------|----------------------|---------------|
| Applicant: | Clovis Unified | PTN: | 62117 - 374 |
| Application No: | 50/62117-00-027 | County: | Fresno |
| School Name: | James S. Fugman Elementary | Filing Basis: | District-wide |

| HISTORY OF PROJECT FUNDING |
|----------------------------|
|----------------------------|

| | Fund Code | Proposition | Previously Authorized | Authorized This Action | State Appportionment This Action |
|---|-----------|-------------|-----------------------|------------------------|----------------------------------|
| <u>State Share</u> | | | | | |
| NC/Add. Grant | 051-500 | 51 | \$ | \$ 256,132.00 | \$ 256,132.00 |
| <u>Applicant Share</u> | | | | | |
| District Contribution | | | | 256,132.00 | |
| Total | | | \$ 0.00 | \$ 512,264.00 | \$ 256,132.00 |
| Funding Source: Proposition 51 Bonds/2016-Nov. | | | | | |

| APPLICATION DATA |
|------------------|
|------------------|

| | |
|-----------------------------------|-------------------|
| Type of Project: | Elementary School |
| Pupils Assigned: | |
| | Severe: 5 |
| Number of Classrooms: | 1 |
| Addition to Existing Site: | No |
| Master Plan Acres: | 13.7 |
| Recommended Acres: | 13.7 |
| Existing Acres: | 16.5 |

| PROGRAM GRANT DATA |
|--------------------|
|--------------------|

| | | |
|-----------------------------------|----|------------|
| Automatic Sprinkler System | \$ | 4,230.00 |
| Base Grant | \$ | 224,555.00 |
| Fire Detection | \$ | 400.00 |
| Small Size Project | \$ | 26,947.00 |
| Total State Share (50%) | | 256,132.00 |
| Applicant Share (50%) | | 256,132.00 |
| Total Project Cost | \$ | 512,264.00 |

| STIPULATED TERMS & NEXT STEPS |
|-------------------------------|
|-------------------------------|

A valid Fund Release Authorization (Form SAB 50-05) must be signed by the designated District Representative and must be received by the Office of Public School Construction prior to 11:59 p.m. within 180 calendar days of SAB approval of the Appportionment for this project. The form may be submitted electronically via OPSC Online or via email to OPSCApplicationReviewTeam@dgs.ca.gov.

The Applicant shall ensure that it is in compliance with all applicable laws, regulations and certifications it made on the program forms.

The Applicant is required to submit a signed Grant Agreement for the project prior to or concurrent with a valid Fund Release Authorization (Form SAB 50-05). Failure to submit an executed Grant Agreement and valid Form SAB 50-05 prior to the deadline shall result in the Appportionment being rescinded without further board action.

The Applicant is responsible for ensuring that the project is compliant with Prevailing Wage Monitoring and/or Labor Compliance Program requirements at the time construction contracts are executed and/or construction commenced.

| APPLICANT DATA |
|----------------|
|----------------|

| | | | |
|------------------------|---------------------------|----------------------|---------------|
| Applicant: | Clovis Unified | PTN: | 62117 - 371 |
| Application No: | 50/62117-00-028 | County: | Fresno |
| School Name: | Roger S. Orazo Elementary | Filing Basis: | District-wide |

| HISTORY OF PROJECT FUNDING |
|----------------------------|
|----------------------------|

| | Fund Code | Proposition | Previously Authorized | Authorized This Action | State Apportionment This Action |
|---|-----------|-------------|-----------------------|------------------------|---------------------------------|
| <u>State Share</u> | | | | | |
| NC/Add. Grant | 051-500 | 51 | \$ | \$ 406,422.00 | \$ 406,422.00 |
| <u>Applicant Share</u> | | | | | |
| District Contribution | | | | 406,422.00 | |
| Total | | | \$ 0.00 | \$ 812,844.00 | \$ 406,422.00 |
| Funding Source: Proposition 51 Bonds/2016-Nov. | | | | | |

| APPLICATION DATA |
|------------------|
|------------------|

| | |
|-----------------------------------|-------------------|
| Type of Project: | Elementary School |
| Pupils Assigned: | K-6: 3 |
| | Severe: 7 |
| Number of Classrooms: | 2 |
| Addition to Existing Site: | No |
| Master Plan Acres: | 14.4 |
| Recommended Acres: | 14.3 |
| Existing Acres: | 16.56 |

| PROGRAM GRANT DATA |
|--------------------|
|--------------------|

| | | |
|--------------------------------|----|------------|
| Base Grant | \$ | 362,326.00 |
| Fire Detection | \$ | 617.00 |
| Small Size Project | \$ | 43,479.00 |
| Total State Share (50%) | | 406,422.00 |
| Applicant Share (50%) | | 406,422.00 |
| Total Project Cost | \$ | 812,844.00 |

| STIPULATED TERMS & NEXT STEPS |
|-------------------------------|
|-------------------------------|

A valid Fund Release Authorization (Form SAB 50-05) must be signed by the designated District Representative and must be received by the Office of Public School Construction prior to 11:59 p.m. within 180 calendar days of SAB approval of the Apportionment for this project. The form may be submitted electronically via OPSC Online or via email to OPSCApplicationReviewTeam@dgs.ca.gov.

The Applicant shall ensure that it is in compliance with all applicable laws, regulations and certifications it made on the program forms.

The Applicant is required to submit a signed Grant Agreement for the project prior to or concurrent with a valid Fund Release Authorization (Form SAB 50-05). Failure to submit an executed Grant Agreement and valid Form SAB 50-05 prior to the deadline shall result in the Apportionment being rescinded without further board action.

The Applicant is responsible for ensuring that the project is compliant with Prevailing Wage Monitoring and/or Labor Compliance Program requirements at the time construction contracts are executed and/or construction commenced.

| |
|-----------------------|
| APPLICANT DATA |
|-----------------------|

| | | | |
|------------------------|------------------|----------------|-------------|
| Applicant: | Kern High | PTN: | 63529 - 291 |
| Application No: | 57/63529-00-012 | County: | Kern |
| School Name: | Bakersfield High | | |

| |
|-----------------------------------|
| HISTORY OF PROJECT FUNDING |
|-----------------------------------|

| | Fund Code | Proposition | Previously Authorized | Authorized This Action | State Apportionment This Action |
|---|----------------|-------------|--------------------------|---------------------------|---------------------------------------|
| State Share | | | | | |
| Mod/Add. Grant | 051-570 | 51 | \$ | \$ 23,114,204.00 | \$ 23,114,204.00 |
| Applicant Share | | | | | |
| District Contribution | | | | 15,409,469.33 | |
| Total | | | \$ | 0.00 | \$ 23,114,204.00 |
| Funding Source: Proposition 51 Bonds/2016-Nov. | | | | | |

| |
|-------------------------|
| APPLICATION DATA |
|-------------------------|

| | | |
|--------------------------------------|-------------|-------------|
| Type of Project: | | High School |
| Pupils Assigned Under 50 Yrs: | | |
| | 9-12 | 512 |
| | Non-Severe: | 39 |
| | Severe: | 12 |
| Pupils Assigned Over 50 Yrs: | | |
| | 9-12 | 1027 |
| | Non-Severe: | 80 |
| | Severe: | 27 |

| |
|---------------------------|
| PROGRAM GRANT DATA |
|---------------------------|

| | | |
|---|----|---------------|
| Accessibility Fire Grant | \$ | 577,309.00 |
| Base Grant - Over 50Yr | \$ | 19,243,630.00 |
| Fire Detection | \$ | 369,373.00 |
| Urban / Security / Impacted Site | \$ | 2,923,892.00 |
| Total State Share (60%) | | 23,114,204.00 |
| Applicant Share (40%) | | 15,409,469.33 |
| Total Project Cost | \$ | 38,523,673.33 |

| | |
|---------------------------|-------|
| Recommended Acres: | 65.2 |
| Existing Acres: | 38.74 |

| |
|--|
| STIPULATED TERMS & NEXT STEPS |
|--|

A valid Fund Release Authorization (Form SAB 50-05) must be signed by the designated District Representative and must be received by the Office of Public School Construction prior to 11:59 p.m. within 180 calendar days of SAB approval of the Apportionment for this project. The form may be submitted electronically via OPSC Online or via email to OPSCApplicationReviewTeam@dgs.ca.gov.

The Applicant shall ensure that it is in compliance with all applicable laws, regulations and certifications it made on the program forms.

The Applicant is required to submit a signed Grant Agreement for the project prior to or concurrent with a valid Fund Release Authorization (Form SAB 50-05). Failure to submit an executed Grant Agreement and valid Form SAB 50-05 prior to the deadline shall result in the Apportionment being rescinded without further board action.

The Applicant is responsible for ensuring that the project is compliant with Prevailing Wage Monitoring and/or Labor Compliance Program requirements at the time construction contracts are executed and/or construction commenced.

| |
|-----------------------|
| APPLICANT DATA |
|-----------------------|

| | | | |
|------------------------|----------------------------------|----------------|------------|
| Applicant: | Grass Valley Elementary | PTN: | 66332 - 14 |
| Application No: | 57/66332-00-003 | County: | Nevada |
| School Name: | Grass Valley Alternative Charter | | |

| |
|-----------------------------------|
| HISTORY OF PROJECT FUNDING |
|-----------------------------------|

| | Fund Code | Proposition | Previously Authorized | Authorized This Action | State Apportionment This Action |
|---|--------------|-------------|--------------------------|---------------------------|---------------------------------------|
| <u>State Share</u> | | | | | |
| Mod/Add. Grant | 051-570 | 51 | \$ | \$ 3,557,613.00 | \$ 3,557,613.00 |
| <u>Applicant Share</u> | | | | | |
| District Contribution | | | | 2,371,742.00 | |
| Total | | | \$ 0.00 | \$ 5,929,355.00 | \$ 3,557,613.00 |
| Funding Source: Proposition 51 Bonds/2016-Nov. | | | | | |

| |
|-------------------------|
| APPLICATION DATA |
|-------------------------|

| | | | | | |
|--------------------------------------|---|-------------|-----|-------------|-----|
| Type of Project: | Elementary School | | | | |
| Pupils Assigned Under 50 Yrs: | <table style="width: 100%;"> <tr> <td style="width: 20%;">K-6:</td> <td style="width: 80%;">406</td> </tr> <tr> <td>7-8:</td> <td>111</td> </tr> </table> | K-6: | 406 | 7-8: | 111 |
| K-6: | 406 | | | | |
| 7-8: | 111 | | | | |
| Recommended Acres: | 14.3 | | | | |
| Existing Acres: | 7.79 | | | | |

| |
|---------------------------|
| PROGRAM GRANT DATA |
|---------------------------|

| | |
|---------------------------------|-----------------|
| Accessibility Fire Grant | \$ 95,559.00 |
| Base Grant - Under 50Yr | \$ 3,185,312.00 |
| Fire Detection | \$ 102,366.00 |
| Geographic Location | \$ 169,162.00 |
| Project Assistance | \$ 5,214.00 |
| Total State Share (60%) | 3,557,613.00 |
| Applicant Share (40%) | 2,371,742.00 |
| Total Project Cost | \$ 5,929,355.00 |

| |
|--|
| STIPULATED TERMS & NEXT STEPS |
|--|

A valid Fund Release Authorization (Form SAB 50-05) must be signed by the designated District Representative and must be received by the Office of Public School Construction prior to 11:59 p.m. within 180 calendar days of SAB approval of the Apportionment for this project. The form may be submitted electronically via OPSC Online or via email to OPSCApplicationReviewTeam@dgs.ca.gov.

The Applicant shall ensure that it is in compliance with all applicable laws, regulations and certifications it made on the program forms.

The Applicant is required to submit a signed Grant Agreement for the project prior to or concurrent with a valid Fund Release Authorization (Form SAB 50-05). Failure to submit an executed Grant Agreement and valid Form SAB 50-05 prior to the deadline shall result in the Apportionment being rescinded without further board action.

The Applicant is responsible for ensuring that the project is compliant with Prevailing Wage Monitoring and/or Labor Compliance Program requirements at the time construction contracts are executed and/or construction commenced.

| APPLICANT DATA |
|----------------|
|----------------|

| | | | |
|------------------------|-------------------------|----------------|------------|
| Applicant: | Grass Valley Elementary | PTN: | 66332 - 13 |
| Application No: | 57/66332-00-004 | County: | Nevada |
| School Name: | Scotten (Margaret G.) | | |

| HISTORY OF PROJECT FUNDING |
|----------------------------|
|----------------------------|

| | Fund Code | Proposition | Previously Authorized | Authorized This Action | State Appportionment This Action |
|---|----------------|-------------|-----------------------|------------------------|----------------------------------|
| <u>State Share</u> | | | | | |
| Mod/Add. Grant | 051-570 | 51 | \$ | \$ 3,447,698.00 | \$ 3,447,698.00 |
| <u>Applicant Share</u> | | | | | |
| District Contribution | | | | 2,298,465.33 | |
| Total | | | \$ <u>0.00</u> | \$ <u>5,746,163.33</u> | \$ <u>3,447,698.00</u> |
| Funding Source: Proposition 51 Bonds/2016-Nov. | | | | | |

| APPLICATION DATA |
|------------------|
|------------------|

| | |
|--------------------------------------|-------------------|
| Type of Project: | Elementary School |
| Pupils Assigned Under 50 Yrs: | K-6: 507 |
| Recommended Acres: | 7.9 |
| Existing Acres: | 13.0 |

| PROGRAM GRANT DATA |
|--------------------|
|--------------------|

| | |
|---------------------------------|------------------------|
| Accessibility Fire Grant | \$ 92,568.00 |
| Base Grant - Under 50Yr | \$ 3,085,602.00 |
| Fire Detection | \$ 100,386.00 |
| Geographic Location | \$ 163,928.00 |
| Project Assistance | \$ 5,214.00 |
| Total State Share (60%) | 3,447,698.00 |
| Applicant Share (40%) | 2,298,465.33 |
| Total Project Cost | \$ <u>5,746,163.33</u> |

| STIPULATED TERMS & NEXT STEPS |
|-------------------------------|
|-------------------------------|

A valid Fund Release Authorization (Form SAB 50-05) must be signed by the designated District Representative and must be received by the Office of Public School Construction prior to 11:59 p.m. within 180 calendar days of SAB approval of the Apportionment for this project. The form may be submitted electronically via OPSC Online or via email to OPSCApplicationReviewTeam@dgs.ca.gov.

The Applicant shall ensure that it is in compliance with all applicable laws, regulations and certifications it made on the program forms.

The Applicant is required to submit a signed Grant Agreement for the project prior to or concurrent with a valid Fund Release Authorization (Form SAB 50-05). Failure to submit an executed Grant Agreement and valid Form SAB 50-05 prior to the deadline shall result in the Apportionment being rescinded without further board action.

The Applicant is responsible for ensuring that the project is compliant with Prevailing Wage Monitoring and/or Labor Compliance Program requirements at the time construction contracts are executed and/or construction commenced.

| APPLICANT DATA |
|----------------|
|----------------|

| | | | |
|------------------------|--------------------------------|----------------|--------------|
| Applicant: | Los Angeles Unified | PTN: | 64733 - 5431 |
| Application No: | 57/64733-00-726 | County: | Los Angeles |
| School Name: | Sixty-Eighth Street Elementary | | |

| HISTORY OF PROJECT FUNDING |
|----------------------------|
|----------------------------|

| | Fund Code | Proposition | Previously Authorized | Authorized This Action | State Apportionment This Action |
|---|----------------|-------------|-----------------------|------------------------|---------------------------------|
| State Share | | | | | |
| Mod/Add. Grant | 051-570 | 51 | \$ | \$ 2,438,899.00 | \$ 2,438,899.00 |
| Applicant Share | | | | | |
| District Contribution | | | | 1,625,932.67 | |
| Total | | | \$ <u>0.00</u> | \$ <u>4,064,831.67</u> | \$ <u>2,438,899.00</u> |
| Funding Source: Proposition 51 Bonds/2016-Nov. | | | | | |

| APPLICATION DATA |
|------------------|
|------------------|

| | |
|--------------------------------------|-------------------|
| Type of Project: | Elementary School |
| Pupils Assigned Under 50 Yrs: | K-6: 0 |
| Pupils Assigned Over 50 Yrs: | K-6: 231 |
| Recommended Acres: | 11.7 |
| Existing Acres: | 4.6 |

| PROGRAM GRANT DATA |
|--------------------|
|--------------------|

| | | |
|---|----|---------------------|
| Accessibility Fire Grant | \$ | 58,586.00 |
| Base Grant - Over 50Yr | \$ | 1,952,874.00 |
| Urban / Security / Impacted Site | \$ | 427,439.00 |
| Total State Share (60%) | | 2,438,899.00 |
| Applicant Share (40%) | | 1,625,932.67 |
| Total Project Cost | \$ | <u>4,064,831.67</u> |

| STIPULATED TERMS & NEXT STEPS |
|-------------------------------|
|-------------------------------|

A valid Fund Release Authorization (Form SAB 50-05) must be signed by the designated District Representative and must be received by the Office of Public School Construction prior to 11:59 p.m. within 180 calendar days of SAB approval of the Apportionment for this project. The form may be submitted electronically via OPSC Online or via email to OPSCApplicationReviewTeam@dgs.ca.gov.

The Applicant shall ensure that it is in compliance with all applicable laws, regulations and certifications it made on the program forms.

The Applicant is required to submit a signed Grant Agreement for the project prior to or concurrent with a valid Fund Release Authorization (Form SAB 50-05). Failure to submit an executed Grant Agreement and valid Form SAB 50-05 prior to the deadline shall result in the Apportionment being rescinded without further board action.

The Applicant is responsible for ensuring that the project is compliant with Prevailing Wage Monitoring and/or Labor Compliance Program requirements at the time construction contracts are executed and/or construction commenced.

SCHOOL FACILITY PROGRAM UNFUNDED APPROVALS

(Lack of AB 55 Loans)

PURPOSE OF REPORT

To present to the State Allocation Board (Board) a list of School Facility Program (SFP) applications for unfunded approval.

DESCRIPTION

At the February 2022 Board meeting, the Board elected to provide an increase adjustment of 15.80 percent to SFP projects for calendar year 2022. The projects listed on the Attachment reflect the Board's action of the adoption of the 15.80 percent increase based on the RS Means Construction Cost Index. In addition, the project applications represent SFP New Construction, Modernization, Charter School and Overcrowding Relief Grant projects in date order of a complete application being received by the Office of Public School Construction (OPSC).

AUTHORITY

SFP Regulation Section 1859.2 defines an Unfunded List (Lack of AB 55 Loans) as an information list of unfunded projects that was created due to the State's inability to provide interim financing from the Pooled Money Investment Account (AB 55 loans) to fund school construction projects as declared in the Department of Finance Budget Letter #33 issued on December 18, 2008.

SFP Regulation Section 1859.95 states:

"When the Board has no funds to apportion ..., the Board will also accept and process applications for apportionment for purposes of developing an Unfunded List based on the date the application is ready for Apportionment, with the exception of New Construction funding applications that utilize eligibility generated by the Alternative Enrollment Projection.

An application for funding included on an Unfunded List is eligible for reimbursement subject to adjustments in the New Construction Grants amount pursuant to Section 1859.77."

BACKGROUND

At the March 11, 2009 SAB meeting, the Board requested that Staff continue to process applications to the Board for unfunded approval, up to the bonding authority. The Attachment reflects applications being presented for unfunded approval, including SFP modernization and new construction projects in date order of a complete application being received by the OPSC. The list also includes health and safety facility hardship applications for funding that have been processed and are ready for approval regardless of received date. The unfunded approval of the applications as reflected on the Attachment does not constitute a guarantee of future funding.

RECOMMENDATIONS

1. Approve the SFP application(s) as presented on the Attachment.
2. Provide that these unfunded approvals do not constitute a guarantee of future funding.

ATTACHMENT
UNFUNDED APPROVALS
(Lack of AB 55 Loans)
State Allocation Board Meeting, May 31, 2023

| County | District | School Site | Application Number | Received Date | Grant Amount |
|-------------|--------------------------|------------------------------------|--------------------|---------------|-----------------|
| LOS ANGELES | LOS ANGELES UNIFIED | RISE KOHYANG M IDDLE | 54/64733-00-103 | 11/28/2022 | \$22,208,730.04 |
| TULARE | VISALIA UNIFIED | BLUE OAK ACADEMY | 54/72256-00-001 | 1/18/2023 | \$6,657,296.20 |
| TULARE | VISALIA UNIFIED | BLUE OAK ACADEMY | 54/72256-00-002 | 1/18/2023 | \$8,115,711.44 |
| SAN DIEGO | SAN DIEGO UNIFIED | AMERICA'S FINEST CHARTER | 54/68338-00-003 | 1/20/2023 | \$6,882,509.40 |
| SAN DIEGO | SAN DIEGO UNIFIED | SAN DIEGO GLOBAL VISION ACADEMY | 54/68338-00-005 | 1/20/2023 | \$2,956,047.20 |
| SAN DIEGO | SAN DIEGO UNIFIED | GOMPERS PREPARATORY ACADEMY | 54/68338-00-006 | 1/20/2023 | \$29,520,456.80 |
| SAN DIEGO | SAN DIEGO UNIFIED | SAN DIEGO COOPERATIVE CHARTER | 54/68338-00-004 | 2/24/2023 | \$3,555,750.60 |
| SAN DIEGO | SAN DIEGO UNIFIED | THE O'FARRELL CHARTER SCHOOL | 54/68338-00-008 | 2/24/2023 | \$28,089,803.80 |
| SHASTA | CASCADE UNION ELEMENTARY | TREE OF LIFE INTERNATIONAL CHARTER | 54/69914-00-001 | 3/8/2023 | \$5,150,134.40 |

| Program | Amount (in Dollars) |
|--------------|-------------------------|
| Charter | \$113,136,439.88 |
| Total | \$113,136,439.88 |

APPLICANT DATA

| | | | |
|------------------------|---------------------|----------------------|---------------------|
| Applicant: | Bright Star Schools | PTN: | 64733-5464 |
| Application No: | 54/64733-00-103 | County: | Los Angeles |
| School Name: | Rise Kohyang Middle | District: | Los Angeles Unified |
| | | Filing Basis: | Districtwide |

HISTORY OF PROJECT FUNDING

| | Fund Code | Proposition | Preliminary Apportionment | Preliminary Apportionment This Action | Authorized This Action | Unfunded Approval This Action |
|-------------------------|--|-------------|---------------------------|---------------------------------------|------------------------|-------------------------------|
| State Share | | | | | | |
| CSFP NC/Add. Grant | 947-510 | 47 | \$ 334,359.00 | \$ (334,359.00) | \$ 334,359.00 | \$ 334,359.00 |
| CSFP NC/Add. Grant | 955-540 | 55 | 1,977,465.00 | (1,977,465.00) | 1,977,465.00 | 1,977,465.00 |
| CSFP NC/Add. Grant | 957-540 | 1D | 2,847,876.00 | (2,847,876.00) | 14,237,206.04 | 14,237,206.04 |
| CSFP NC/Add. Grant | 057-540 | 1D | 8,340,300.00 | (8,340,300.00) | 8,340,300.00 | |
| Applicant Share | | | | | | |
| CSFA Lease Amount | 947-510 | 47 | \$ 334,359.00 | \$ (334,359.00) | | |
| CSFA Lease Amount | 955-540 | 55 | 1,977,465.00 | (1,977,465.00) | | |
| CSFA Lease Amount | 957-540 | 1D | 2,847,876.00 | (2,847,876.00) | | |
| CSFA Lease Amount | 057-540 | 1D | 8,340,300.00 | (8,340,300.00) | 8,340,300.00 | |
| CSFA Lease Amount | 951-544 | 51 | | | 5,659,700.00 | 5,659,700.00 |
| Cash Contribution | | | | | 10,889,330.04 | |
| Total | | | 27,000,000.00 | (27,000,000.00) | 49,778,660.08 | \$ 22,208,730.04 |
| Funding Sources: | Prop. 47 Bonds/2002-Nov.; Prop. 55 Bonds/2004-Mar.; Prop. 1D Bonds/2006-Nov.; Prop. 51 Bonds/2016-Nov. | | | | | |

APPLICATION DATA

| | |
|-----------------------------------|---------------|
| Type of Project: | Middle School |
| Pupils Assigned: | K-6 150 |
| | 7-8 300 |
| Number of Classrooms: | 20 |
| Addition to Existing Site: | No |
| Recommended Acres: | 10.7 |
| Master Plan Acres | 10.7 |
| Proposed Acres: | 1.01 |
| Existing Acres: | |

PROGRAM GRANT DATA

| | |
|--------------------------------|-------------------------|
| Base Grant | \$ 7,606,800.00 |
| Multilevel | 912,816.00 |
| Site Acquisition | 7,956,000.00 |
| 2 Percent Grant | 318,240.00 |
| Hazardous Waste | 137,500.00 |
| DTSC Fees | 16,801.92 |
| Service Site | 1,408,017.00 |
| Offsite | 68,226.00 |
| Utilities | 137,868.00 |
| General Site | 546,741.12 |
| Urban Security | 5,625,520.00 |
| Fire Detection/Alarm | 11,250.00 |
| Fire Sprinkler | 143,550.00 |
| Total State Share (50%) | 24,889,330.04 |
| Applicant Share (50%) | 24,889,330.04 |
| Total Project Cost | \$ 49,778,660.08 |

STIPULATED TERMS & NEXT STEPS

This application is placed on the Unfunded List (Lack of AB 55 Loans) pursuant to the Board's action on March 11, 2009. This approval does not constitute a guarantee or commitment of future state funding.

The Applicant shall ensure that it is in compliance with all applicable laws, regulations and certifications it made on the program forms.

The Applicant is responsible for ensuring that the project is compliant with Prevailing Wage Monitoring and/or Labor Compliance Program requirements at the time construction contracts are executed and/or construction commenced.

The Applicant is required to submit a signed Grant Agreement pursuant to School Facility Program Regulation Section 1859.90.4 for the project prior to or concurrent with a request for the release of funds.

The Applicant previously received \$16,680,600.00 for advance design and site acquisition costs.

This approval is pending a current financial soundness determination by the California School Finance Authority at their next regularly scheduled board meeting.

APPLICANT DATA

| | | | |
|------------------------|------------------|------------------|-----------------|
| Applicant: | Visalia Unified | PTN: | 72256-226 |
| Application No: | 54/72256-00-001 | County: | Tulare |
| School Name: | Blue Oak Academy | District: | Visalia Unified |

HISTORY OF PROJECT FUNDING

| | Fund Code | Proposition | Preliminary Apportionment | Preliminary Apportionment This Action | Authorized This Action | Unfunded Approval This Action |
|---|-----------|-------------|---------------------------|---------------------------------------|------------------------|-------------------------------|
| State Share | | | | | | |
| CSFP Rehab/Add. Grant | 951-540 | 51 | \$ 3,378,707.10 | \$ (3,378,707.10) | \$ 3,328,648.10 | \$ 3,328,648.10 |
| CSFP Rehab/Add. Grant | 051-540 | 51 | 375,411.90 | (375,411.90) | 375,411.90 | |
| Applicant Share | | | | | | |
| CSFA Lease Amount | 951-544 | 51 | 3,378,707.10 | (3,378,707.10) | 3,328,648.10 | 3,328,648.10 |
| CSFA Lease Amount | 051-544 | 51 | 375,411.90 | (375,411.90) | 375,411.90 | |
| Total | | | \$ 7,508,238.00 | \$ (7,508,238.00) | \$ 7,408,120.00 | \$ 6,657,296.20 |
| Funding Source: Proposition 51 Bonds/2016-Nov. | | | | | | |

APPLICATION DATA

| | |
|------------------------------|---------------|
| Type of Project: | Middle School |
| Other Square Feet: | 16,140 |
| Toilet Square Feet: | 1,021 |
| Number of Classrooms: | 9 |
| Recommended Acres: | 12.3 |
| Existing Acres: | 12.4 |

PROGRAM GRANT DATA

| | |
|--------------------------------|------------------------|
| Base Grant | \$ 3,596,175.00 |
| Access/Fire Code 3% | 107,885.00 |
| Total State Share (50%) | 3,704,060.00 |
| Applicant Share (50%) | 3,704,060.00 |
| Total Project Cost | \$ 7,408,120.00 |

STIPULATED TERMS & NEXT STEPS

This application is placed on the Unfunded List (Lack of AB 55 Loans) pursuant to the Board's action on March 11, 2009. This approval does not constitute a guarantee or commitment of future state funding.

The Applicant shall ensure that it is in compliance with all applicable laws, regulations and certifications it made on the program forms.

The Applicant is responsible for ensuring that the project is compliant with Prevailing Wage Monitoring and/or Labor Compliance Program requirements at the time construction contracts are executed and/or construction commenced.

The Applicant is required to submit a signed Grant Agreement pursuant to School Facility Program Regulation Section 1859.90.4 for the project prior to or concurrent with a request for the release of funds.

The Applicant previously received \$750,823.80 for advance design costs.

The Base Grant was capped at the new construction capacity of the project as required by School Facility Program Regulation Section 1859.163.5.

| APPLICANT DATA | | | |
|-----------------|------------------|---------------|-----------------|
| Applicant: | Visalia Unified | PTN: | 72256-224 |
| Application No: | 54/72256-00-002 | County: | Tulare |
| School Name: | Blue Oak Academy | District: | Visalia Unified |
| | | Filing Basis: | District Wide |

| HISTORY OF PROJECT FUNDING | | | | | | |
|----------------------------|--------------------------------|-------------|---------------------------|---------------------------------------|------------------------|-------------------------------|
| | Fund Code | Proposition | Preliminary Apportionment | Preliminary Apportionment This Action | Authorized This Action | Unfunded Approval This Action |
| <u>State Share</u> | | | | | | |
| CSFP NC/Add. Grant | 951-540 | 51 | \$ 5,195,620.80 | \$ (5,195,620.80) | \$ 4,057,855.72 | \$ 4,057,855.72 |
| CSFP NC/Add. Grant | 051-540 | 51 | 577,291.20 | (577,291.20) | 577,291.20 | |
| <u>Applicant Share</u> | | | | | | |
| CSFA Lease Amount | 951-544 | 51 | 5,195,620.80 | (5,195,620.80) | 4,057,855.72 | 4,057,855.72 |
| CSFA Lease Amount | 051-544 | 51 | 577,291.20 | (577,291.20) | 577,291.20 | |
| Total | | | \$ 11,545,824.00 | \$ (11,545,824.00) | \$ 9,270,293.84 | \$ 8,115,711.44 |
| Funding Source: | Proposition 51 Bonds/2016-Nov. | | | | | |

| APPLICATION DATA | | PROGRAM GRANT DATA | |
|----------------------------|---------------|-------------------------|-----------------|
| Type of Project: | Middle School | Base Grant | \$ 3,423,932.00 |
| Pupils Assigned: | K-6 100 | DTSC Fees | 9,000.00 |
| | 7-8 108 | Hazardous Waste | 287,349.92 |
| Number of Classrooms: | 8 | Site Development | 580,851.00 |
| Addition to Existing Site: | Yes | Off-Site | 134,943.00 |
| Recommended Acres: | 12.3 | Utilities | 133,219.00 |
| Master Plan Acres | 12.3 | Fire Detection/Alarm | 4,600.00 |
| Proposed Acres: | | Fire Sprinkler | 61,252.00 |
| Existing Acres: | 12.4 | Total State Share (50%) | 4,635,146.92 |
| | | Applicant Share (50%) | 4,635,146.92 |
| | | Total Project Cost | \$ 9,270,293.84 |

STIPULATED TERMS & NEXT STEPS

This application is placed on the Unfunded List (Lack of AB 55 Loans) pursuant to the Board's action on March 11, 2009. This approval does not constitute a guarantee or commitment of future state funding.

The Applicant shall ensure that it is in compliance with all applicable laws, regulations and certifications it made on the program forms.

The Applicant is responsible for ensuring that the project is compliant with Prevailing Wage Monitoring and/or Labor Compliance Program requirements at the time construction contracts are executed and/or construction commenced.

The Applicant is required to submit a signed Grant Agreement pursuant to School Facility Program Regulation Section 1859.90.4 for the project prior to or concurrent with a request for the release of funds.

The Applicant previously received \$1,154,582.40 for advance design costs.

| APPLICANT DATA | | | |
|-----------------|--------------------------|-----------|------------------------|
| Applicant: | San Diego Unified | PTN: | 68338-1257, 1657 |
| Application No: | 54/68338-00-003 | County: | San Diego |
| School Name: | America's Finest Charter | District: | San Diego City Unified |

| HISTORY OF PROJECT FUNDING | | | | | | |
|---|-----------|-------------|---------------------------|---------------------------------------|------------------------|-------------------------------|
| | Fund Code | Proposition | Preliminary Apportionment | Preliminary Apportionment This Action | Authorized This Action | Unfunded Approval This Action |
| <u>State Share</u> | | | | | | |
| CSFP Rehab/Add. Grant | 951-540 | 51 | \$ 5,223,938.40 | \$ (5,223,938.40) | \$ 6,121,952.40 | \$ 6,121,952.40 |
| CSFP Rehab/Add. Grant | 051-540 | 51 | 580,437.60 | (580,437.60) | 580,437.60 | |
| CSFP Rehab/Add. Grant | 947-510 | 47 | | | 277,892.00 | 277,892.00 |
| CSFP Rehab/Add. Grant | 955-540 | 55 | | | 482,665.00 | 482,665.00 |
| <u>Applicant Share</u> | | | | | | |
| Cash Contribution | | | 5,804,376.00 | (5,804,376.00) | 7,462,947.00 | |
| Total | | | \$ 11,608,752.00 | \$ (11,608,752.00) | \$ 14,925,894.00 | \$ 6,882,509.40 |
| Funding Sources: Proposition 47 Bonds/2002-Nov.; Proposition 55 Bonds/2004-Mar.; Proposition 51 Bonds/2016-Nov. | | | | | | |

| APPLICATION DATA | | PROGRAM GRANT DATA | |
|-----------------------|---------------|-------------------------|------------------|
| Type of Project: | Middle School | Base Grant | \$ 5,678,288.00 |
| Other Square Feet: | 20,514 | Urban Security | 1,478,817.00 |
| Toilet Square Feet: | 646 | Access/Fire Code 3% | 170,349.00 |
| Number of Classrooms: | 19 | Elevator | 135,493.00 |
| Recommended Acres: | 9.8 | Total State Share (50%) | 7,462,947.00 |
| Existing Acres: | 2.63 | Applicant Share (50%) | 7,462,947.00 |
| | | Total Project Cost | \$ 14,925,894.00 |

STIPULATED TERMS & NEXT STEPS

This application is placed on the Unfunded List (Lack of AB 55 Loans) pursuant to the Board's action on March 11, 2009. This approval does not constitute a guarantee or commitment of future state funding.

The Applicant shall ensure that it is in compliance with all applicable laws, regulations and certifications it made on the program forms.

The Applicant is responsible for ensuring that the project is compliant with Prevailing Wage Monitoring and/or Labor Compliance Program requirements at the time construction contracts are executed and/or construction commenced.

The Applicant is required to submit a signed Grant Agreement pursuant to School Facility Program Regulation Section 1859.90.4 for the project prior to or concurrent with a request for the release of funds.

The Applicant previously received \$580,437.60 for advance design costs.

This approval is pending a current financial soundness determination by the California School Finance Authority at their next regularly scheduled board meeting.

| APPLICANT DATA | | | |
|-----------------|---------------------------------|-----------|------------------------|
| Applicant: | San Diego Unified | PTN: | 68338-1046, 1071 |
| Application No: | 54/68338-00-005 | County: | San Diego |
| School Name: | San Diego Global Vision Academy | District: | San Diego City Unified |

| HISTORY OF PROJECT FUNDING | | | | | | |
|----------------------------|--------------------------------|-------------|---------------------------|---------------------------------------|------------------------|-------------------------------|
| | Fund Code | Proposition | Preliminary Apportionment | Preliminary Apportionment This Action | Authorized This Action | Unfunded Approval This Action |
| <u>State Share</u> | | | | | | |
| CSFP Rehab/Add. Grant | 951-540 | 51 | \$ 1,852,054.20 | \$ (1,852,054.20) | \$ 2,956,047.20 | \$ 2,956,047.20 |
| CSFP Rehab/Add. Grant | 051-540 | 51 | 205,783.80 | (205,783.80) | 205,783.80 | |
| <u>Applicant Share</u> | | | | | | |
| Cash Contribution | | | 2,057,838.00 | (2,057,838.00) | 3,161,831.00 | |
| Total | | | \$ <u>4,115,676.00</u> | \$ <u>(4,115,676.00)</u> | \$ <u>6,323,662.00</u> | \$ <u>2,956,047.20</u> |
| Funding Source: | Proposition 51 Bonds/2016-Nov. | | | | | |

| APPLICATION DATA | | PROGRAM GRANT DATA | |
|-----------------------|-------------------|-------------------------|------------------------|
| Type of Project: | Elementary School | Base Grant | \$ 2,376,880.00 |
| Other Square Feet: | 7,680 | Urban Security | 578,152.00 |
| Toilet Square Feet: | 776 | Access/Fire Code 3% | 71,306.00 |
| Number of Classrooms: | 11 | Elevator | 135,493.00 |
| Recommended Acres: | 14.5 | Total State Share (50%) | 3,161,831.00 |
| Existing Acres: | 4.64 | Applicant Share (50%) | 3,161,831.00 |
| | | Total Project Cost | \$ <u>6,323,662.00</u> |

STIPULATED TERMS & NEXT STEPS

This application is placed on the Unfunded List (Lack of AB 55 Loans) pursuant to the Board's action on March 11, 2009. This approval does not constitute a guarantee or commitment of future state funding.

The Applicant shall ensure that it is in compliance with all applicable laws, regulations and certifications it made on the program forms.

The Applicant is responsible for ensuring that the project is compliant with Prevailing Wage Monitoring and/or Labor Compliance Program requirements at the time construction contracts are executed and/or construction commenced.

The Applicant is required to submit a signed Grant Agreement pursuant to School Facility Program Regulation Section 1859.90.4 for the project prior to or concurrent with a request for the release of funds.

The Applicant previously received \$205,783.80 for advance design costs.

This approval is pending a current financial soundness determination by the California School Finance Authority at their next regularly scheduled board meeting.

| APPLICANT DATA | | | |
|------------------------|-----------------------------|------------------|------------------------------|
| Applicant: | San Diego Unified | PTN: | 68338-1158, 1228, 1251, 1566 |
| Application No: | 54/68338-00-006 | County: | San Diego |
| School Name: | Gompers Preparatory Academy | District: | San Diego City Unified |

| HISTORY OF PROJECT FUNDING | | | | | | |
|--|-----------|-------------|---------------------------|---------------------------------------|-------------------------|-------------------------------|
| | Fund Code | Proposition | Preliminary Apportionment | Preliminary Apportionment This Action | Authorized This Action | Unfunded Approval This Action |
| State Share | | | | | | |
| CSFP Rehab/Add. Grant | 951-540 | 51 | \$ 23,036,581.80 | \$ (23,036,581.80) | | |
| CSFP Rehab/Add. Grant | 051-540 | 51 | 2,559,620.20 | (2,559,620.20) | \$ 2,559,620.20 | |
| CSFP Rehab/Add. Grant | 957-540 | 1D | | | 29,520,456.80 | \$ 29,520,456.80 |
| Applicant Share | | | | | | |
| Cash Contribution | | | 25,596,202.00 | (25,596,202.00) | 32,080,077.00 | |
| Total | | | \$ 51,192,404.00 | \$ (51,192,404.00) | \$ 64,160,154.00 | \$ 29,520,456.80 |
| Funding Sources: Proposition 1D Bonds/2006-Nov.; Prop. 51 Bonds/2016-Nov. | | | | | | |

| APPLICATION DATA | | | PROGRAM GRANT DATA | | |
|------------------------------|-------------|------------------------------------|--------------------|----|----------------|
| Type of Project: | High School | Base Grant | | \$ | 29,103,422.00 |
| Other Square Feet: | 110,709 | Urban Security | | | 5,390,872.00 |
| Toilet Square Feet: | 2,868 | Access/Fire Code 3% | | | 873,103.00 |
| Number of Classrooms: | 68 | Elevator | | | 135,493.00 |
| Recommended Acres: | 43.1 | Total State Share (50%) | | | 35,502,890.00 |
| Existing Acres: | 21.3 | Off-Set for 57/68338-00-091 | | | (3,422,813.00) |
| | | Adjusted State Share (50%) | | | 32,080,077.00 |
| | | Applicant Share (50%) | | | 32,080,077.00 |
| | | Total Project Cost | | \$ | 64,160,154.00 |

STIPULATED TERMS & NEXT STEPS

This application is placed on the Unfunded List (Lack of AB 55 Loans) pursuant to the Board's action on March 11, 2009. This approval does not constitute a guarantee or commitment of future state funding.

The Applicant shall ensure that it is in compliance with all applicable laws, regulations and certifications it made on the program forms.

The Applicant is responsible for ensuring that the project is compliant with Prevailing Wage Monitoring and/or Labor Compliance Program requirements at the time construction contracts are executed and/or construction commenced.

The Applicant is required to submit a signed Grant Agreement pursuant to School Facility Program Regulation Section 1859.90.4 for the project prior to or concurrent with a request for the release of funds.

The Applicant previously received \$2,559,620.20 for advance design costs.

This approval is pending a current financial soundness determination by the California School Finance Authority at their next regularly scheduled board meeting.

The Base Grant was capped at the new construction capacity of the project as required by School Facility Program Regulation Section 1859.163.5.

| APPLICANT DATA | | | |
|-----------------|-------------------------------|-----------|------------------------|
| Applicant: | San Diego Unified | PTN: | 68338-1268 |
| Application No: | 54/68338-00-004 | County: | San Diego |
| School Name: | San Diego Cooperative Charter | District: | San Diego City Unified |

| HISTORY OF PROJECT FUNDING | | | | | | |
|----------------------------|--------------------------------|-------------|---------------------------|---------------------------------------|------------------------|-------------------------------|
| | Fund Code | Proposition | Preliminary Apportionment | Preliminary Apportionment This Action | Authorized This Action | Unfunded Approval This Action |
| <u>State Share</u> | | | | | | |
| CSFP Rehab/Add. Grant | 951-540 | 51 | \$ 5,649,357.60 | \$ (5,649,357.60) | \$ 3,555,750.60 | \$ 3,555,750.60 |
| CSFP Rehab/Add. Grant | 051-540 | 51 | 627,706.40 | (627,706.40) | 627,706.40 | |
| <u>Applicant Share</u> | | | | | | |
| Cash Contribution | | | 6,277,064.00 | (6,277,064.00) | 4,183,457.00 | |
| Total | | | \$ 12,554,128.00 | \$ (12,554,128.00) | \$ 8,366,914.00 | \$ 3,555,750.60 |
| Funding Source: | Proposition 51 Bonds/2016-Nov. | | | | | |

| APPLICATION DATA | | PROGRAM GRANT DATA | |
|-----------------------|---------------|-----------------------------|-----------------|
| Type of Project: | Middle School | Base Grant | \$ 3,783,008.00 |
| Other Square Feet: | 12,254 | Urban Security | 906,689.00 |
| Toilet Square Feet: | 1,218 | Access/Fire Code 3% | 113,490.00 |
| Number of Classrooms: | 12 | Elevator | 135,493.00 |
| Recommended Acres: | 12.7 | Total State Share (50%) | 4,938,680.00 |
| Existing Acres: | 4.2 | Off-Set for 57/68338-00-140 | (755,223.00) |
| | | Adjusted State Share (50%) | 4,183,457.00 |
| | | Applicant Share (50%) | 4,183,457.00 |
| | | Total Project Cost | \$ 8,366,914.00 |

STIPULATED TERMS & NEXT STEPS

This application is placed on the Unfunded List (Lack of AB 55 Loans) pursuant to the Board's action on March 11, 2009. This approval does not constitute a guarantee or commitment of future state funding.

The Applicant shall ensure that it is in compliance with all applicable laws, regulations and certifications it made on the program forms.

The Applicant is responsible for ensuring that the project is compliant with Prevailing Wage Monitoring and/or Labor Compliance Program requirements at the time construction contracts are executed and/or construction commenced.

The Applicant is required to submit a signed Grant Agreement pursuant to School Facility Program Regulation Section 1859.90.4 for the project prior to or concurrent with a request for the release of funds.

The Applicant previously received \$627,706.40 for advance design costs.

This approval is pending a current financial soundness determination by the California School Finance Authority at their next regularly scheduled board meeting.

| APPLICANT DATA | | | |
|------------------------|------------------------------|------------------|--|
| Applicant: | San Diego Unified | PTN: | 68338-853, 983, 1156, 1225, 1476, 1477 |
| Application No: | 54/68338-00-008 | County: | San Diego |
| School Name: | The O'Farrell Charter School | District: | San Diego City Unified |

| HISTORY OF PROJECT FUNDING | | | | | | |
|--|-----------|-------------|---------------------------|---------------------------------------|-------------------------|-------------------------------|
| | Fund Code | Proposition | Preliminary Apportionment | Preliminary Apportionment This Action | Authorized This Action | Unfunded Approval This Action |
| <u>State Share</u> | | | | | | |
| CSFP Rehab/Add. Grant | 951-540 | 51 | \$ 15,156,028.80 | \$ (15,156,028.80) | \$ 28,089,803.80 | \$ 28,089,803.80 |
| CSFP Rehab/Add. Grant | 051-540 | 51 | 1,684,003.20 | (1,684,003.20) | 1,684,003.20 | |
| <u>Applicant Share</u> | | | | | | |
| Cash Contribution | | | 16,840,032.00 | (16,840,032.00) | 29,773,807.00 | |
| Total | | | \$ 33,680,064.00 | \$ (33,680,064.00) | \$ 59,547,614.00 | \$ 28,089,803.80 |
| Funding Source: Proposition 51 Bonds/2016-Nov. | | | | | | |

| APPLICATION DATA | | | PROGRAM GRANT DATA | |
|-----------------------|-------------|-----------------------------|--------------------|----------------|
| Type of Project: | High School | Base Grant | \$ | 26,819,638.00 |
| Other Square Feet: | 112,334 | Urban Security | | 4,123,484.00 |
| Toilet Square Feet: | 3,247 | Access/Fire Code 3% | | 804,589.00 |
| Number of Classrooms: | 62 | Total State Share (50%) | | 31,747,711.00 |
| Recommended Acres: | 46.37 | Off-Set for 57/68338-00-076 | | (1,973,904.00) |
| Existing Acres: | 27.3 | Adjusted State Share (50%) | | 29,773,807.00 |
| | | Applicant Share (50%) | | 29,773,807.00 |
| | | Total Project Cost | \$ | 59,547,614.00 |

STIPULATED TERMS & NEXT STEPS

This application is placed on the Unfunded List (Lack of AB 55 Loans) pursuant to the Board's action on March 11, 2009. This approval does not constitute a guarantee or commitment of future state funding.

The Applicant shall ensure that it is in compliance with all applicable laws, regulations and certifications it made on the program forms.

The Applicant is responsible for ensuring that the project is compliant with Prevailing Wage Monitoring and/or Labor Compliance Program requirements at the time construction contracts are executed and/or construction commenced.

The Applicant is required to submit a signed Grant Agreement pursuant to School Facility Program Regulation Section 1859.90.4 for the project prior to or concurrent with a request for the release of funds.

The Applicant previously received \$1,684,003.20 for advance design costs.

This approval is pending a current financial soundness determination by the California School Finance Authority at their next regularly scheduled board meeting.

The Base Grant was capped at the new construction capacity of the project as required by School Facility Program Regulation Section 1859.163.5.

This item corrects the Project Type from Middle School to High School and adds 8,640 non-toilet square feet that was included in the original project narrative and site map, but was omitted from the *Charter School Preliminary Apportionment* (Form SAB 50-09).

| APPLICANT DATA | | | |
|-----------------|------------------------------------|---------------|--------------------------|
| Applicant: | Tree of Life International Charter | PTN: | 69914-31 |
| Application No: | 54/69914-00-001 | County: | Shasta |
| School Name: | Tree of Life International Charter | District: | Cascade Union Elementary |
| | | Filing Basis: | District Wide |

| HISTORY OF PROJECT FUNDING | | | | | | |
|----------------------------|--------------------------------|-------------|---------------------------|---------------------------------------|------------------------|-------------------------------|
| | Fund Code | Proposition | Preliminary Apportionment | Preliminary Apportionment This Action | Authorized This Action | Unfunded Approval This Action |
| <u>State Share</u> | | | | | | |
| CSFP NC/Add. Grant | 951-540 | 51 | \$ 3,662,863.20 | \$ (3,662,863.20) | \$ 2,675,067.20 | \$ 2,675,067.20 |
| CSFP NC/Add. Grant | 051-540 | 51 | 406,984.80 | (406,984.80) | 406,984.80 | |
| <u>Applicant Share</u> | | | | | | |
| CSFA Lease Amount | 951-544 | 51 | 3,462,863.20 | (3,462,863.20) | 2,475,067.20 | 2,475,067.20 |
| CSFA Lease Amount | 051-544 | 51 | 406,984.80 | (406,984.80) | 406,984.80 | |
| Cash Contribution | | | 200,000.00 | (200,000.00) | 200,000.00 | |
| Total | | | <u>\$ 8,139,696.00</u> | <u>\$ (8,139,696.00)</u> | <u>\$ 6,164,104.00</u> | <u>\$ 5,150,134.40</u> |
| Funding Source: | Proposition 51 Bonds/2016-Nov. | | | | | |

| APPLICATION DATA | | PROGRAM GRANT DATA | |
|----------------------------|---------------|-------------------------|------------------------|
| Type of Project: | Middle School | Base Grant | \$ 2,624,782.00 |
| Pupils Assigned: | K-6 50 | Site Development | 435,959.00 |
| | 7-8 108 | Utilities | 17,661.00 |
| Number of Classrooms: | 8 | Fire Detection/Alarm | 3,650.00 |
| Addition to Existing Site: | Yes | Total State Share (50%) | 3,082,052.00 |
| Recommended Acres: | 13 | Applicant Share (50%) | 3,082,052.00 |
| Master Plan Acres | 13 | Total Project Cost | <u>\$ 6,164,104.00</u> |
| Proposed Acres: | | | |
| Existing Acres: | 11.02 | | |

| STIPULATED TERMS & NEXT STEPS |
|-------------------------------|
|-------------------------------|

This application is placed on the Unfunded List (Lack of AB 55 Loans) pursuant to the Board's action on March 11, 2009. This approval does not constitute a guarantee or commitment of future state funding.

The Applicant shall ensure that it is in compliance with all applicable laws, regulations and certifications it made on the program forms.

The Applicant is responsible for ensuring that the project is compliant with Prevailing Wage Monitoring and/or Labor Compliance Program requirements at the time construction contracts are executed and/or construction commenced.

The Applicant is required to submit a signed Grant Agreement pursuant to School Facility Program Regulation Section 1859.90.4 for the project prior to or concurrent with a request for the release of funds.

The Applicant previously received \$813,969.60 for advance design costs.

This approval is pending a current financial soundness determination by the California School Finance Authority at their next regularly scheduled board meeting.

| APPLICANT DATA | | | |
|------------------------|---|----------------------|--|
| Applicant: | California Heritage YouthBuild Academy II | PTN: | 10538-1 |
| Application No: | 54/70136-02-001 | County: | Shasta |
| School Name: | California Heritage YouthBuild Academy II | District: | Shasta Union High |
| | | Filing Basis: | Enterprise High School Attendance Area |

| HISTORY OF PROJECT FUNDING | | | | |
|--|-----------|-------------|-------------------------|------------------------------------|
| | Fund Code | Proposition | Authorized This Action | Unfunded Preliminary Apportionment |
| <u>State Share</u> | | | | |
| CSFP NC/Add. Grant | 947-510 | 47 | \$ 549,050.00 | \$ 549,050.00 |
| CSFP NC/Add. Grant | 955-540 | 55 | 2,824,195.00 | 2,824,195.00 |
| CSFP NC/Add. Grant | 957-540 | 1D | 10,837,749.00 | 10,837,749.00 |
| CSFP NC/Add. Grant | 951-540 | 51 | 6,481,804.00 | 6,481,804.00 |
| <u>Applicant Share</u> | | | | |
| CSFA Lease Amount | 951-544 | 51 | 20,692,798.00 | 20,692,798.00 |
| Total | | | \$ 41,385,596.00 | \$ 41,385,596.00 |
| Funding Sources: Prop. 47 Bonds/2002-Nov.; Prop. 55 Bonds/2004-Mar.; Prop. 1D Bonds/2006-Nov.; Prop. 51 Bonds/2016-Nov. | | | | |

| APPLICATION DATA | | | PROGRAM GRANT DATA | |
|--------------------------------------|------------|-------------|--------------------------------|------------------|
| Type of Project: | | High School | Base Grant | \$ 6,220,804.00 |
| Pupils Assigned: | 9-12 | 270 | Site Acquisition | \$ 8,183,704.00 |
| | Non-Severe | 13 | 2 Percent | \$ 327,348.00 |
| Number of Classrooms: | | 11 | DTSC | \$ 1,227,556.00 |
| Addition to an Existing Site: | | No | Hazardous Waste | \$ 84,346.00 |
| Recommended Acres: | | 19.2 | Site Development | \$ 1,344,000.00 |
| Proposed Acres: | | 19.2 | General Site | \$ 732,787.00 |
| Existing Acres: | | | Inflator Factor | \$ 2,572,253.00 |
| | | | Total State Share (50%) | \$ 20,692,798.00 |
| | | | Applicant Share (50%) | \$ 20,692,798.00 |
| | | | Total Project Cost | \$ 41,385,596.00 |

| STIPULATED TERMS & NEXT STEPS | |
|--|--|
| The Applicant shall ensure that it is in compliance with all applicable laws, regulations and certifications it made on the program forms. | |

The Applicant is required to submit a signed Grant Agreement pursuant to School Facility Program Regulation Section 1859.90.4 for the project prior to or concurrent with a request for the release of funds.

The Applicant is responsible for ensuring that the project is compliant with Prevailing Wage Monitoring and/or Labor Compliance Program requirements at the time construction contracts are executed and/or construction commenced.

The above Charter School Grant is a maximum reservation of funding for each of the construction and site acquisition amounts (50 percent State share amount) and is not intended to reflect the actual project costs at the time the project is converted to a Final Charter School Apportionment (FCSA). The FCSA shall be based on SAB regulation allowances established at the time the project is converted and shall not exceed the maximum amounts in each category.

| APPLICANT DATA | | | |
|-----------------|-----------------------|---------------|-------------------------------------|
| Applicant: | Aspire Public Schools | PTN: | 61259-310 |
| Application No: | 54/61259-13-002 | County: | Alameda |
| School Name: | Aspire ERES Academy | District: | Oakland Unified |
| | | Filing Basis: | Fremont High School Attendance Area |

| HISTORY OF PROJECT FUNDING | | | | |
|----------------------------|-----------|-------------|---|---|
| | Fund Code | Proposition | Previously Authorized Preliminary Apportionment | Remaining Preliminary Apportionment This Action |
| <u>State Share</u> | | | | |
| CSFP NC/Add. Grant | 957-540 | 1D | \$ 11,474,114.90 | \$ (11,474,114.90) |
| CSFP NC/Add. Grant | 057-540 | 1D | 1,213,998.14 | \$ 1,213,998.14 |
| <u>Applicant Share</u> | | | | |
| CSFA Lease Amount | 957-540 | 1D | 11,474,114.90 | (11,474,114.90) |
| District Contribution | | | 1,213,998.15 | |
| Total | | | \$ 25,376,226.09 | \$ (22,948,229.80) \$ 1,213,998.14 |

Funding Source: Proposition 1D Bonds/2006-Nov.

| APPLICATION DATA | | PROGRAM GRANT DATA | |
|-------------------------------|---------------|---------------------------------|-----------------|
| Type of Project: | Middle School | Base Grant | \$ 1,213,998.14 |
| Pupils Assigned: | K-6 444 | Multilevel Construction (23CRs) | \$ 0.00 |
| | 7-8 120 | Site Acquisition | \$ 0.00 |
| Number of Classrooms: | 28 | Site Development | \$ 0.00 |
| Addition to an Existing Site: | No | General Site | \$ 0.00 |
| Recommended Acres: | 14.3 | Urban Security | \$ 0.00 |
| Master Plan Acres | | Subtotal | \$ 1,213,998.14 |
| Proposed Acres: | 2 | Inflator Factor | \$ 0.00 |
| Existing Acres: | | Total State Share (50%) | \$ 1,213,998.14 |
| | | Applicant Share (50%) | \$ 1,213,998.15 |
| | | Total Project Cost | \$ 2,427,996.29 |

STIPULATED TERMS & NEXT STEPS

The above Charter School Grant is a maximum reservation of funding for each of the construction and site acquisition amounts (50 percent State share amount) and is not intended to reflect the actual project costs at the time the project is converted to a Final Charter School Apportionment (FCSA). The FCSA shall be based on SAB regulation allowances established at the time the project is converted and shall not exceed the maximum amounts in each category.

The Applicant did not meet its May 27, 2020 deadline to convert the project to a FCSA. This deadline included the one-time, one-year deadline extension.

This item returns \$22,948,229.80 in unreleased authority reserved for this project to the Charter School Facilities Program.

SCHOOL DISTRICT DATA

Application Number: 50/73791-00-015
 County: San Diego
 Financial Hardship: No

School District: San Marcos Unified
 School Name: Double Peak School

PURPOSE OF REPORT

To recommend accounting revisions to close out a completed project.

DESCRIPTION

A review of expenditures reported by the District has been made in accordance with School Facility Program (SFP) Regulation Section 1859.106 and the revisions indicated are necessary to close out this completed project.

The District incurred additional eligible expenditures per SFP Regulation Sections 1859.74 and 1859.106 and may receive additional Department of Toxic Substances Control (DTSC), funding in the amount of \$11,216.00. The District was also over-funded for site acquisition, costs in the amount of \$1,285,662.00. The District has concurred with the findings and agrees to return the State funds in the amount of \$637,223.00.

Detail of Final Cost & Financing

| Budget Item | Currently Approved | Required Change | Revised Approval |
|----------------------------------|---------------------------|------------------------|-------------------------|
| 2% of Appraised or Actual Value | \$192,720.00 | - | \$192,720.00 |
| Automatic Sprinkler System | 256,619.00 | - | 256,619.00 |
| Base Grant | 14,573,500.00 | - | 14,573,500.00 |
| DTSC Fees | 8,640.00 | \$5,608.00 | 14,248.00 |
| Fire Detection | 20,121.00 | - | 20,121.00 |
| General Site | 1,298,001.00 | - | 1,298,001.00 |
| NC New Site Acquisition | 4,818,000.00 | (642,831.00) | 4,175,169.00 |
| Off Site | 869,362.00 | - | 869,362.00 |
| Prevailing Wage Monitoring | 40,385.00 | - | 40,385.00 |
| Service Site Development | 10,200,422.00 | - | 10,200,422.00 |
| Utilities | 70,549.00 | - | 70,549.00 |
| Total State Apportionment | \$32,348,319.00 | \$(637,223.00) | \$31,711,096.00 |

| Financing | Currently Approved | Required Change | Revised Approval |
|----------------------------|---------------------------|-------------------------|-------------------------|
| State (SFP) | \$32,348,319.00 | \$(637,223.00) | \$31,711,096.00 |
| District Contribution | 32,348,319.00 | (637,223.00) | 31,711,096.00 |
| Total Project Costs | \$64,696,638.00 | \$(1,274,446.00) | \$63,422,192.00 |

RECOMMENDATIONS

1. Approve a decrease of \$1,274,446.00 in the total project cost from \$64,696,638.00 to \$63,422,192.00.
2. Approve a decrease of \$637,223.00 in the State Apportionment [Bonds/2016-Nov.; 051-500] from \$32,348,319.00 to \$31,711,096.00.
3. Approve a decrease of \$637,223.00 in the District Contribution from \$32,348,319.00 to \$31,711,096.00.
4. Require the District to return State funds in the amount of \$637,223.00.

Item Withdrawn

Special Education #1 50/10587-00-003

Yuba County

Facility Hardship / Rehabilitation Program

FACILITY HARDSHIP / REHABILITATION PROGRAM

SCHOOL DISTRICT DATA

School District: Jurupa Unified
Application Number: 51/67090-00-001
Total District Enrollment: 18,370
County: Riverside

School Name: Jurupa Junior High
Project Grade Level: 7-8
Financial Hardship: No

TYPE OF REQUEST

State Allocation Board (Board) approval for Apportionment for a School Facility Program (SFP) Seismic Mitigation Program (SMP) Replacement Project.

Total Project Cost: \$20,674,856.00
Cost to the State: \$10,337,428.00

DESCRIPTION

DESCRIPTION OF HEALTH AND SAFETY THREAT

Six reports by KNA Structural Engineers, Inc., all dated August 19, 2021, identify several structural deficiencies in Building B, Building C, Building D, Building E1, Building G, and Building H located at the Jurupa Junior High School site. The reports for each building identified critical structural deficiencies with the wall anchorage and wall support designs of all six buildings. All the material insufficiencies identified in these reports render Building B, Building C, Building D, Building E1, Building G, and Building H at high risk of collapse in the event of seismic activity. The six buildings qualify for the SMP based on the qualifying criteria in Education Code Section 17075.10 and SFP Regulation Section 1859.82.2.

SCOPE OF PROJECT

The scope of this project includes the seismic mitigation and rehabilitation of Building B, Building C, Building D, Building E1, Building G, and Building H at the Jurupa Junior High School site. The plan set for this project includes work beyond the scope of this seismic application, namely the modernization of Buildings A and E2, multiple portables, and sitework, as well as general modernization of Buildings C, D, E1, G, and H beyond the seismic mitigation scope.

STATUS OF SCHOOL SITE

Construction for the project is currently underway. The project has an anticipated completion date of June 2025.

QUALIFYING CRITERIA

GOVERNMENT/STATE LEVEL CONCURRENCE

Building B, Building C, Building D, Building E1, Building G, and Building H were classified as a Most Vulnerable Category 2 Building type as defined in SFP regulations and have met qualifying criteria of the SMP. The Division of the State Architect (DSA) has approved the District for Phase One (Eligibility Evaluation) and Phase Three (Evaluation and Design Criteria), provided Phase Four concurrence to minimum scope, and provided final plan approval. These approvals enable the District to apply for funding from the Board.

Staff Supports the District's Request: Yes

SITE VISIT COMPLETED BY STAFF

Staff accepted detailed reports from industry specialists and DSA approval in lieu of a site visit.

AUTHORITY

See Attachment A

RECOMMENDATIONS

1. Approve the District's request for an Apportionment for Replacement funding for the seismic mitigation of Building B, Building C, Building D, Building E1, Building G, and Building H at the Jurupa Junior High School Site, pursuant to SFP Regulation Section 1859.82.2(b) as shown on Attachment B.
2. Provide that the District's Modernization eligibility will be reset for Building B, Building C, Building D, Building E1, Building G, and Building H to the date of Apportionment for this project.

AUTHORITY

Seismic Mitigation Program – Replacement Projects
(as of August 31, 2020)

Education Code (EC) Section 17075.10(a) states:

A school district may apply for hardship assistance in cases of extraordinary circumstances. Extraordinary circumstances may include, but are not limited to, the need to repair, reconstruct, or replace the most vulnerable school facilities that are identified as a Category 2 building, as defined in the report submitted pursuant to Section 17317, determined by the department to pose an unacceptable risk of injury to its occupants in the event of a seismic event.

SFP Regulation Section 1859.82 states, “A school district may apply for Facility Hardship, including Seismic Mitigation, Program assistance in cases of extraordinary circumstances that have caused an imminent health and safety threat.”

SFP Regulation Section 1859.82.2 states that “A school district is eligible for funding to repair, reconstruct, or replace the Most Vulnerable Category 2 Buildings which were originally constructed to be used as School Facilities and pose an unacceptable risk of injury to its occupants in the event of seismic activity. Program eligibility is determined by the Division of the State Architect while determination of grant funding is determined by the Board based on the following criteria.

Notwithstanding Sections 1859.93 and 1859.93.1, all applications for the seismic mitigation of the Most Vulnerable Category 2 Buildings shall be funded in the order of receipt of an Approved Application for funding. Any grants provided for the purpose of this section shall be provided as a new construction project and allocated on a 50 percent state share basis.”

SFP Regulation Section 1859.82.2(a) states,

- (a) Seismic mitigation projects must meet all of the following requirements:
- (1) The construction contract was executed on or after May 20, 2006;
 - (2) The project funding provided shall be for the minimum work necessary to obtain DSA approval;
 - (3) The School Building is designed for occupancy by students and staff; and
 - (4) The DSA concurs with a report by a structural engineer, which identifies structural deficiencies that pose an unacceptable risk of injury to its occupants in a seismic event. The structural engineers report shall conform to the guidelines prepared by the DSA, in accordance with Education Code Section 17310.

If the unacceptable risk of injury is due to the presence of faulting, liquefaction or landslide, these hazards must be documented by a geological hazards report prepared by an engineering geologist in accordance with California Building Code, Part 2, Chapter 18, section 1803A and with concurrence of the California Geological Survey

ATTACHMENT A

SFP Regulation Section 1859.82.2(b) states in part, “To qualify for replacement funding for School Buildings, the district must submit an Approved Application for funding and either (1) or (2) below:

(1) For School Buildings that are lost, destroyed, or unable to be repaired, ...

(2) For School Buildings with interior square footage to be mitigated”

| Facility | Elementary School Pupils | Middle School Pupils | High School Pupils |
|---|--|---|---|
| Multi-Purpose (includes food service) | 5.3 sq. ft. per pupil minimum 4,000 sq. ft. | 5.3 sq. ft. per pupil minimum 5,000 sq. ft. | 6.3 sq. ft. per pupil minimum 8,200 sq. ft. |
| Toilet | 3 sq. ft. per pupil minimum 300 sq. ft. | 4 sq. ft. per pupil minimum 300 sq. ft. | 5 sq. ft. per pupil minimum 300 sq. ft. |
| Gymnasium (includes shower/locker area) | N/A | 12.9 sq. ft. per pupil minimum 6,828 sq. ft. maximum 16,000 sq. ft. | 15.3 sq. ft. per pupil minimum 8,380 sq. ft. maximum 18,000 sq. ft. |
| School Administration | 3 sq. ft. per pupil minimum 600 sq. ft. | 3 sq. ft. per pupil minimum 600 sq. ft. | 4 sq. ft. per pupil minimum 800 sq. ft. |
| Library/Media Center | 2.3 sq. ft. per pupil plus 600 sq. ft., minimum 960 sq. ft. | 3.3 sq. ft. per pupil plus 600 sq. ft. minimum 960 sq. ft. | 4.3 sq. ft. per pupil plus 600 sq. ft. minimum 960 sq. ft. |
| Kindergarten Classrooms (including Transitional Kindergarten) | 1,350 sq. ft. for each replacement classroom. | NA | NA |
| Classrooms (1 st -12 th grade) | 960 sq. ft. for each replacement classroom | 960 sq. ft. for each replacement classroom | 960 sq. ft. for each replacement classroom |
| Computer instructional support area, Industrial and Technology/Education Laboratory | 960 sq. ft. for each replacement classroom. | 960 sq. ft. for each replacement classroom. | 960 sq. ft. for each replacement classroom. |
| Laboratory Classrooms (including science and consumer home economics. (Does not include Industrial and Technology/Education Laboratory) | 1,300 sq. ft. for each replacement classroom. | 1,300 sq. ft. for each replacement classroom. | 1,300 sq. ft. for each replacement classroom. |

ATTACHMENT A

SFP Regulation Section 1859.82.2(b)(4)(C) states in part, "If the district qualifies for replacement funding, the funding may be used to rehabilitate the facility as long as the seismic hazard is fully mitigated."

Section 1859.61. Adjustments to the Modernization Baseline Eligibility.

(l) Adjusted upon Board receipt of the local school board resolution acknowledging that the buildings have been removed from K-12 classroom use, as follows:

(1) School Buildings and/or classrooms that receive replacement funding via the New Construction Grant or the Facility Hardship Square Footage Grant pursuant to Section 1859.82.1 or Section 1859.82.2.

(2) School Buildings and/or classrooms that were originally included in the district's baseline eligibility and were later demolished or removed from classroom use due to health and/or safety concerns that meet the requirements of Regulation Section 1859.82.1 or 1859.82.2 as verified by OPSC, except the district did not have the current enrollment to support the replacement and funding of those School Buildings and/or classrooms. ~~School Buildings~~ and/or classrooms removed from K-12 classroom use that remain on the school site will be identified on a list published on OPSC's website.

For (l)(1) the building age shall be reset to the date of the Apportionment for the corresponding project. For (l)(2) the building shall be removed from the classroom inventory used to establish modernization eligibility at the site.

| APPLICANT DATA | | | |
|------------------------|--------------------|----------------------|---------------|
| Applicant: | Jurupa Unified | PTN: | 67090 - 129 |
| Application No: | 51/67090-00-001 | County: | Riverside |
| School Name: | JURUPA JUNIOR HIGH | Filing Basis: | District-wide |

| | | | |
|------------------------|--------------------|----------------------|---------------|
| Applicant: | Jurupa Unified | PTN: | 67090 - 129 |
| Application No: | 51/67090-00-001 | County: | Riverside |
| School Name: | JURUPA JUNIOR HIGH | Filing Basis: | District-wide |

| HISTORY OF PROJECT FUNDING | | | | | |
|----------------------------|-----------|-------------|-----------------------|------------------------|---------------------------------|
| | Fund Code | Proposition | Previously Authorized | Authorized This Action | State Apportionment This Action |

| | Fund Code | Proposition | Previously Authorized | Authorized This Action | State Apportionment This Action |
|--------------------------|-----------|-------------|-----------------------|------------------------|---------------------------------|
| State Share | | | | | |
| Seismic Mitigation Grant | 051-505 | 51 | \$ | \$ 10,337,428.00 | \$ 10,337,428.00 |

Applicant Share

| | | | | | |
|-----------------------|--|--|---------|------------------|------------------|
| District Contribution | | | | 10,337,428.00 | |
| Total | | | \$ 0.00 | \$ 20,674,856.00 | \$ 10,337,428.00 |

Funding Source: Proposition 51 Bonds/2016-Nov.

| APPLICATION DATA | PROGRAM GRANT DATA |
|------------------|--------------------|
|------------------|--------------------|

| | | | |
|---|---------------|---------------------------------------|------------------|
| Type of Project: | Middle School | Facility Hardship Replacement Other | \$ 9,493,308.00 |
| | | Facility Hardship Replacement Toilets | \$ 844,120.00 |
| Number of Classrooms: | 27 | Total State Share (50%) | 10,337,428.00 |
| Addition to Existing Site: | No | Applicant Share (50%) | 10,337,428.00 |
| Recommended Acres: | 19.9 | Total Project Cost | \$ 20,674,856.00 |
| Existing Acres: | 20.0 | | |
| Fac. Hardship Replacement Toilet (sq. ft.): | 1,796.00 | | |
| Fac. Hardship Replacement Other (sq.ft.): | 36,234.00 | | |

| STIPULATED TERMS & NEXT STEPS |
|-------------------------------|
|-------------------------------|

A valid Fund Release Authorization (Form SAB 50-05) must be signed by the designated District Representative and must be received by the Office of Public School Construction prior to 11:59 p.m. within 180 calendar days of SAB approval of the Apportionment for this project. The form may be submitted electronically via OPSC Online or via email to OPSCApplicationReviewTeam@dgs.ca.gov.

The Applicant shall ensure that it is in compliance with all applicable laws, regulations and certifications it made on the program forms.

The Applicant is required to submit a signed Grant Agreement for the project prior to or concurrent with a valid Fund Release Authorization (Form SAB 50-05). Failure to submit an executed Grant Agreement and valid Form SAB 50-05 prior to the deadline shall result in the Apportionment being rescinded without further board action.

The Applicant is responsible for ensuring that the project is compliant with Prevailing Wage Monitoring and/or Labor Compliance Program requirements at the time construction contracts are executed and/or construction commenced.

FACILITY HARDSHIP / REHABILITATION PROGRAM

SCHOOL DISTRICT DATA

School District: San Bernardino City Unified
Application Number: 51/67876-00-002
Total District Enrollment: 50,434
County: San Bernardino

School Name: Pacific High
Project Grade Level: 9-12
Financial Hardship: No

TYPE OF REQUEST

State Allocation Board (Board) Apportionment for a School Facility Program (SFP) Seismic Mitigation Program (SMP) Replacement project.

Total Project Cost: \$10,439,698.00

Cost to the State: \$5,219,849.00

DESCRIPTION

DESCRIPTION OF HEALTH AND SAFETY THREAT

A report by KNA Structural Engineers, Inc., dated May 25, 2018, identifies several structural deficiencies in the Auditorium Building (Building T) located at the Pacific High School site. The report referenced deficiencies with the wall anchorage and wall support designs of the structure. All the material insufficiencies identified in the report render the Auditorium Building (Building T) at high risk of collapse in the event of seismic activity. The Auditorium Building (Building T) qualifies for the SMP based on the qualifying criteria in Education Code Section 17075.10 and SFP Regulation Section 1859.82.2.

SCOPE OF PROJECT

The scope of the project includes the demolition and replacement of the Auditorium Building (Building T) at the Pacific High School site.

STATUS OF SCHOOL SITE

The demolition of the Auditorium Building (Building T) will commence summer of 2023 and is currently out to bid. The construction of the replacement building (the Performing Arts Center) will commence in September of 2023.

QUALIFYING CRITERIA

GOVERNMENT/STATE LEVEL CONCURRENCE

The Auditorium Building (Building T) was classified as a Most Vulnerable Category 2 Building type as defined in SFP regulations and has met qualifying criteria of the SMP. The Division of the State Architect (DSA) has approved the District for Phase One (Eligibility Evaluation) and Phase Two (Replacement Option Analysis and Design Criteria) as well as providing final plan approval. These approvals enable the District to apply for funding from the Board.

Staff Supports the District's Request: Yes

SITE VISIT COMPLETED BY STAFF

Staff accepted detailed reports from industry specialists in lieu of a site visit.

AUTHORITY

See Attachment A

RECOMMENDATIONS

1. Approve the District's request for an Apportionment for Replacement funding for the replacement of the Auditorium Building (Building T) at the Pacific High School Site, pursuant to SFP Regulation Section 1859.82.2(b) as shown on Attachment B.
2. Provide that the District's Modernization eligibility will be reset for the Auditorium Building (Building T) to the date of Apportionment for this project.

ATTACHMENT A

AUTHORITY

Seismic Mitigation Program – Replacement Projects (as of August 31, 2020)

Education Code (EC) Section 17075.10(a) states:

A school district may apply for hardship assistance in cases of extraordinary circumstances. Extraordinary circumstances may include, but are not limited to, the need to repair, reconstruct, or replace the most vulnerable school facilities that are identified as a Category 2 building, as defined in the report submitted pursuant to Section 17317, determined by the department to pose an unacceptable risk of injury to its occupants in the event of a seismic event.

SFP Regulation Section 1859.82 states, “A school district may apply for Facility Hardship, including Seismic Mitigation, Program assistance in cases of extraordinary circumstances that have caused an imminent health and safety threat.”

SFP Regulation Section 1859.82.2 states that “A school district is eligible for funding to repair, reconstruct, or replace the Most Vulnerable Category 2 Buildings which were originally constructed to be used as School Facilities and pose an unacceptable risk of injury to its occupants in the event of seismic activity. Program eligibility is determined by the Division of the State Architect while determination of grant funding is determined by the Board based on the following criteria.

Notwithstanding Sections 1859.93 and 1859.93.1, all applications for the seismic mitigation of the Most Vulnerable Category 2 Buildings shall be funded in the order of receipt of an Approved Application for funding. Any grants provided for the purpose of this section shall be provided as a new construction project and allocated on a 50 percent state share basis.”

SFP Regulation Section 1859.82.2(a) states,

(a) Seismic mitigation projects must meet all of the following requirements:

- (1) The construction contract was executed on or after May 20, 2006;
- (2) The project funding provided shall be for the minimum work necessary to obtain DSA approval;
- (3) The School Building is designed for occupancy by students and staff; and
- (4) The DSA concurs with a report by a structural engineer, which identifies structural deficiencies that pose an unacceptable risk of injury to its occupants in a seismic event. The structural engineers report shall conform to the guidelines prepared by the DSA, in accordance with Education Code Section 17310.

If the unacceptable risk of injury is due to the presence of faulting, liquefaction or landslide, these hazards must be documented by a geological hazards report prepared by an engineering geologist in accordance with California Building Code, Part 2, Chapter 18, section 1803A and with concurrence of the California Geological Survey

ATTACHMENT A

SFP Regulation Section 1859.82.2(b) states in part, “To qualify for replacement funding for School Buildings, the district must submit an Approved Application for funding and either (1) or (2) below:

(1) For School Buildings that are lost, destroyed, or unable to be repaired, ...

(2) For School Buildings with interior square footage to be mitigated”

| Facility | Elementary School Pupils | Middle School Pupils | High School Pupils |
|---|--|---|---|
| Multi-Purpose (includes food service) | 5.3 sq. ft. per pupil minimum 4,000 sq. ft. | 5.3 sq. ft. per pupil minimum 5,000 sq. ft. | 6.3 sq. ft. per pupil minimum 8,200 sq. ft. |
| Toilet | 3 sq. ft. per pupil minimum 300 sq. ft. | 4 sq. ft. per pupil minimum 300 sq. ft. | 5 sq. ft. per pupil minimum 300 sq. ft. |
| Gymnasium (includes shower/locker area) | N/A | 12.9 sq. ft. per pupil minimum 6,828 sq. ft. maximum 16,000 sq. ft. | 15.3 sq. ft. per pupil minimum 8,380 sq. ft. maximum 18,000 sq. ft. |
| School Administration | 3 sq. ft. per pupil minimum 600 sq. ft. | 3 sq. ft. per pupil minimum 600 sq. ft. | 4 sq. ft. per pupil minimum 800 sq. ft. |
| Library/Media Center | 2.3 sq. ft. per pupil plus 600 sq. ft., minimum 960 sq. ft. | 3.3 sq. ft. per pupil plus 600 sq. ft. minimum 960 sq. ft. | 4.3 sq. ft. per pupil plus 600 sq. ft. minimum 960 sq. ft. |
| Kindergarten Classrooms (including Transitional Kindergarten) | 1,350 sq. ft. for each replacement classroom. | NA | NA |
| Classrooms (1 st -12 th grade) | 960 sq. ft. for each replacement classroom | 960 sq. ft. for each replacement classroom | 960 sq. ft. for each replacement classroom |
| Computer instructional support area, Industrial and Technology/Education Laboratory | 960 sq. ft. for each replacement classroom. | 960 sq. ft. for each replacement classroom. | 960 sq. ft. for each replacement classroom. |
| Laboratory Classrooms (including science and consumer home economics. (Does not include Industrial and Technology/Education Laboratory) | 1,300 sq. ft. for each replacement classroom. | 1,300 sq. ft. for each replacement classroom. | 1,300 sq. ft. for each replacement classroom. |

ATTACHMENT A

Section 1859.61. Adjustments to the Modernization Baseline Eligibility.

(l) Adjusted upon Board receipt of the local school board resolution acknowledging that the buildings have been removed from K-12 classroom use, as follows:

(1) School Buildings and/or classrooms that receive replacement funding via the New Construction Grant or the Facility Hardship Square Footage Grant pursuant to Section 1859.82.1 or Section 1859.82.2.

(2) School Buildings and/or classrooms that were originally included in the district's baseline eligibility and were later demolished or removed from classroom use due to health and/or safety concerns that meet the requirements of Regulation Section 1859.82.1 or 1859.82.2 as verified by OPSC, except the district did not have the current enrollment to support the replacement and funding of those School Buildings and/or classrooms. ~~School Buildings~~ and/or classrooms removed from K-12 classroom use that remain on the school site will be identified on a list published on OPSC's website.

For (l)(1) the building age shall be reset to the date of the Apportionment for the corresponding project. For (l)(2) the building shall be removed from the classroom inventory used to establish modernization eligibility at the site.

| APPLICANT DATA | | | |
|------------------------|-----------------------------|----------------------|----------------|
| Applicant: | San Bernardino City Unified | PTN: | 67876 - 424 |
| Application No: | 51/67876-00-002 | County: | San Bernardino |
| School Name: | PACIFIC HIGH | Filing Basis: | District-wide |

| | | | |
|------------------------|-----------------------------|----------------------|----------------|
| Applicant: | San Bernardino City Unified | PTN: | 67876 - 424 |
| Application No: | 51/67876-00-002 | County: | San Bernardino |
| School Name: | PACIFIC HIGH | Filing Basis: | District-wide |

| HISTORY OF PROJECT FUNDING | | | | | |
|----------------------------|-----------|-------------|-----------------------|------------------------|---------------------------------|
| | Fund Code | Proposition | Previously Authorized | Authorized This Action | State Apportionment This Action |

| | Fund Code | Proposition | Previously Authorized | Authorized This Action | State Apportionment This Action |
|--------------------------|-----------|-------------|-----------------------|------------------------|---------------------------------|
| State Share | | | | | |
| Seismic Mitigation Grant | 051-505 | 51 | \$ | \$ 5,219,849.00 | \$ 5,219,849.00 |

Applicant Share

| | | | | | |
|-----------------------|--|--|---------|------------------|-----------------|
| District Contribution | | | | 5,219,849.00 | |
| Total | | | \$ 0.00 | \$ 10,439,698.00 | \$ 5,219,849.00 |

Funding Source: Proposition 51 Bonds/2016-Nov.

| APPLICATION DATA | PROGRAM GRANT DATA |
|------------------|--------------------|
|------------------|--------------------|

| | | | |
|---|-------------|-------------------------------------|------------------|
| Type of Project: | High School | Facility Hardship Replacement Other | \$ 4,622,204.00 |
| | | Service Site Development | \$ 522,599.00 |
| Number of Classrooms: | 0 | Utilities | \$ 75,046.00 |
| Addition to Existing Site: | No | Total State Share (50%) | 5,219,849.00 |
| Recommended Acres: | 38.9 | Applicant Share (50%) | 5,219,849.00 |
| Existing Acres: | 49.34 | Total Project Cost | \$ 10,439,698.00 |
| Fac. Hardship Replacement Toilet (sq. ft.): | 0.00 | | |

Fac. Hardship Replacement 17,642.00

Other (sq.ft.):

| STIPULATED TERMS & NEXT STEPS |
|-------------------------------|
|-------------------------------|

A valid Fund Release Authorization (Form SAB 50-05) must be signed by the designated District Representative and must be received by the Office of Public School Construction prior to 11:59 p.m. within 180 calendar days of SAB approval of the Apportionment for this project. The form may be submitted electronically via OPSC Online or via email to OPSCApplicationReviewTeam@dgs.ca.gov.

The Applicant shall ensure that it is in compliance with all applicable laws, regulations and certifications it made on the program forms.

The Applicant is required to submit a signed Grant Agreement for the project prior to or concurrent with a valid Fund Release Authorization (Form SAB 50-05). Failure to submit an executed Grant Agreement and valid Form SAB 50-05 prior to the deadline shall result in the Apportionment being rescinded without further board action.

The Applicant is responsible for ensuring that the project is compliant with Prevailing Wage Monitoring and/or Labor Compliance Program requirements at the time construction contracts are executed and/or construction commenced.

FACILITY HARDSHIP / REHABILITATION PROGRAM

SCHOOL DISTRICT DATA

School District: Anderson Union High
Application Number: 58/69856-00-001
Total District Enrollment: 1,622
County: Shasta

School Name: Anderson High
Project Grade Level: 9-12
Financial Hardship: No

TYPE OF REQUEST

State Allocation Board (Board) Apportionment for a School Facility Program (SFP) Facility Hardship Program rehabilitation project.

Total Project Cost: \$1,082,803.33
Cost to the State: \$649,682.00

DESCRIPTION

DESCRIPTION OF HEALTH AND SAFETY THREAT

A report by M/E Systems Engineering, Inc. dated November 2022, notes that the Anderson Cottonwood Irrigation District (ACID) notified the Anderson Union High School District that the water supply in the canal that borders the site would be greatly diminished and “to expect no water in future years”. The reports identified this as a “critical hardship” for the Anderson Union High School campus in general and the Main Gymnasium Building in particular because the open-loop canal water system used for the HVAC system in the much-used Main Gymnasium “uses canal water for cooling without any backup cooling option”. The report goes on to state that the Main Gymnasium “is not habitable without air conditioning” due to “outdoor temperatures in Anderson reaching in excess of 100°F in late Spring, Summer, and early Fall”, thereby posing an “imminent health and safety risk to students”.

SCOPE OF PROJECT

The minimum work necessary to mitigate the health and safety threat includes the conversion of the existing open-loop canal water cooling system in the Main Gymnasium’s HVAC system into a closed-loop chilled water system involving the installation of a new chiller replacement and additional needed components.

STATUS OF SCHOOL SITE

The District has begun construction of this project and anticipates completing construction of this project in May of 2023.

QUALIFYING CRITERIA

GOVERNMENT/STATE LEVEL CONCURRENCE

The Public Health Branch of the Shasta County Health and Human Services Agency has provided written concurrence that supports the industry specialist's findings and recommended work to mitigate the health and safety threat.

Staff Supports the District's Request: Yes

SITE VISIT COMPLETED BY STAFF

Staff accepted a detailed report from an industry specialist in lieu of a site visit.

AUTHORITY

See Attachment A

RECOMMENDATION

Approve the District's request for an Apportionment to convert the existing open-loop canal water piping in the Main Gymnasium's HVAC system into a closed-loop chilled water system at the Anderson High School site, pursuant to SFP Regulation Section 1859.82.1(c) as shown on Attachment B.

ATTACHMENT A

AUTHORITY

Facility Hardship Program – Rehabilitation Projects (as of August 31, 2020)

Education Code (EC) Section 17075.10(a) states:

A school district may apply for hardship assistance in cases of extraordinary circumstances. Extraordinary circumstances may include, but are not limited to, the need to repair, reconstruct, or replace the most vulnerable school facilities that are identified as a Category 2 building, as defined in the report submitted pursuant to Section 17317, determined by the department to pose an unacceptable risk of injury to its occupants in the event of a seismic event.

SFP Regulation Section 1859.82 states, “A school district may apply for Facility Hardship, including Seismic Mitigation, Program assistance in cases of extraordinary circumstances that have caused an imminent health and safety threat.”

SFP Regulation Section 1859.82.1 states that “a district is eligible for Facility Hardship funding to repair, replace, or construct School Buildings or related required components that are currently causing a health and safety threat to the students and/or staff. Projects solely to replace components that have reached the end of their useful life, perform routine maintenance or repair, issues resulting from the deferment of routine maintenance or repair, lack of current code compliance, or the addition of components that were not previously existing, do not meet the qualifying criteria of the program. However, this work may be incorporated into a qualifying Facility Hardship application if it is required to be completed to gain DSA approval.”

SFP Regulation Section 1859.82.1(c) states,

Districts may qualify for funding to rehabilitate their School Buildings, components of School Buildings, or school site conditions. Factors to be considered by the Board may include (1) or (2) below:

- (1) School Buildings where the minimum cost to mitigate the health and safety threat and remain in the School Building is 50 percent or less of the Current Replacement Cost.
- (2) Components of the School Buildings or school sites conditions are causing a health and safety threat to students and/or staff.

| |
|-----------------------|
| APPLICANT DATA |
|-----------------------|

| | | | |
|------------------------|---------------------|----------------|------------|
| Applicant: | Anderson Union High | PTN: | 69856 - 23 |
| Application No: | 58/69856-00-001 | County: | Shasta |
| School Name: | ANDERSON HIGH | | |

| |
|-----------------------------------|
| HISTORY OF PROJECT FUNDING |
|-----------------------------------|

| | Fund Code | Proposition | Previously Authorized | Authorized This Action | State Apportionment This Action |
|---|--------------|-------------|--------------------------|---------------------------|---------------------------------------|
| <u>State Share</u> | | | | | |
| Facility Hardship Grant | 051-570 | 51 | \$ | \$ 649,682.00 | \$ 649,682.00 |
| <u>Applicant Share</u> | | | | | |
| District Contribution | | | | 433,121.33 | |
| Total | | | \$ 0.00 | \$ 1,082,803.33 | \$ 649,682.00 |
| Funding Source: Proposition 51 Bonds/2016-Nov. | | | | | |

| |
|-------------------------|
| APPLICATION DATA |
|-------------------------|

| | |
|-------------------------|-------------|
| Type of Project: | High School |
|-------------------------|-------------|

| | |
|---------------------------|------|
| Recommended Acres: | 25.7 |
|---------------------------|------|

| | |
|------------------------|------|
| Existing Acres: | 27.0 |
|------------------------|------|

| |
|---------------------------|
| PROGRAM GRANT DATA |
|---------------------------|

| | |
|--------------------------------|------------------------|
| Rehabilitation | \$ 644,468.00 |
| Project Assistance | \$ 5,214.00 |
| Total State Share (60%) | 649,682.00 |
| Applicant Share (40%) | 433,121.33 |
| Total Project Cost | \$ 1,082,803.33 |

| |
|--|
| STIPULATED TERMS & NEXT STEPS |
|--|

A valid Fund Release Authorization (Form SAB 50-05) must be signed by the designated District Representative and must be received by the Office of Public School Construction prior to 11:59 p.m. within 180 calendar days of SAB approval of the Apportionment for this project. The form may be submitted electronically via OPSC Online or via email to OPSCApplicationReviewTeam@dgs.ca.gov.

The Applicant shall ensure that it is in compliance with all applicable laws, regulations and certifications it made on the program forms.

The Applicant is required to submit a signed Grant Agreement for the project prior to or concurrent with a valid Fund Release Authorization (Form SAB 50-05). Failure to submit an executed Grant Agreement and valid Form SAB 50-05 prior to the deadline shall result in the Apportionment being rescinded without further board action.

The Applicant is responsible for ensuring that the project is compliant with Prevailing Wage Monitoring and/or Labor Compliance Program requirements at the time construction contracts are executed and/or construction commenced.

FACILITY HARDSHIP / REHABILITATION PROGRAM

SCHOOL DISTRICT DATA

School District: Durham Unified
Application Number: 58/61432-00-001
Total District Enrollment: 996
County: Butte

School Name: Durham High
Project Grade Level: 9-12
Financial Hardship: No

TYPE OF REQUEST

State Allocation Board (Board) Apportionment for a School Facility Program (SFP) Facility Hardship Program rehabilitation project.

Total Project Cost: \$452,688.33
Cost to the State: \$271,613.00

DESCRIPTION

DESCRIPTION OF HEALTH AND SAFETY THREAT

A report by DFH & Associates Electrical Engineering, LLC, dated March 30, 2023, notes that there was an unexpected "major electrical service fault" between Building 300 (Kitchen and Gymnasium Building) and the electrical conductors that run from the site's Main Switch Board at the Durham High School site wherein the circuit breaker feeding the building tripped on July 22, 2022. The report then states that an electrical contractor hired to find the cause of the fault determined that "the conductors were 'open' and no current could flow through them". This fault caused Building 300 to not have power, thereby posing an imminent threat to the health and safety of students and staff because the lack of power results in "the inability to provide the needed meals for the campus" and "the inability to educate students in the building". The industry specialist's report states that the minimum work necessary to mitigate the health and safety threat and restore power to Building 300 is the replacement of the underground conduits and conductors where the fault occurred.

SCOPE OF PROJECT

The minimum work necessary to mitigate the health and safety threat includes the removal and replacement of the underground electrical conductor from the Main Switchboard to the panel board in Building 300, as well as the removal and replacement of existing underground electrical conduit.

STATUS OF SCHOOL SITE

The District completed this project in the middle of August 2022.

QUALIFYING CRITERIA

GOVERNMENT/STATE LEVEL CONCURRENCE

The Environmental Health Division of the Butte County Public Health Department has provided written concurrence that supports the industry specialist's findings and recommended work to mitigate the health and safety threat.

Staff Supports the District's Request: Yes

SITE VISIT COMPLETED BY STAFF

Staff accepted a detailed report from an industry specialist in lieu of a site visit.

AUTHORITY

See Attachment A

RECOMMENDATION

Approve the District's request for an Apportionment to replace the underground conduits and conductors where the electrical service fault occurred at the Durham High School site, pursuant to SFP Regulation Section 1859.82.1(c) as shown on Attachment B.

ATTACHMENT A

AUTHORITY

Facility Hardship Program – Rehabilitation Projects (as of August 31, 2020)

Education Code (EC) Section 17075.10(a) states:

A school district may apply for hardship assistance in cases of extraordinary circumstances. Extraordinary circumstances may include, but are not limited to, the need to repair, reconstruct, or replace the most vulnerable school facilities that are identified as a Category 2 building, as defined in the report submitted pursuant to Section 17317, determined by the department to pose an unacceptable risk of injury to its occupants in the event of a seismic event.

SFP Regulation Section 1859.82 states, “A school district may apply for Facility Hardship, including Seismic Mitigation, Program assistance in cases of extraordinary circumstances that have caused an imminent health and safety threat.”

SFP Regulation Section 1859.82.1 states that “a district is eligible for Facility Hardship funding to repair, replace, or construct School Buildings or related required components that are currently causing a health and safety threat to the students and/or staff. Projects solely to replace components that have reached the end of their useful life, perform routine maintenance or repair, issues resulting from the deferment of routine maintenance or repair, lack of current code compliance, or the addition of components that were not previously existing, do not meet the qualifying criteria of the program. However, this work may be incorporated into a qualifying Facility Hardship application if it is required to be completed to gain DSA approval.”

SFP Regulation Section 1859.82.1(c) states,

Districts may qualify for funding to rehabilitate their School Buildings, components of School Buildings, or school site conditions. Factors to be considered by the Board may include (1) or (2) below:

- (1) School Buildings where the minimum cost to mitigate the health and safety threat and remain in the School Building is 50 percent or less of the Current Replacement Cost.
- (2) Components of the School Buildings or school sites conditions are causing a health and safety threat to students and/or staff.

| |
|-----------------------|
| APPLICANT DATA |
|-----------------------|

| | | | |
|------------------------|-----------------|----------------|------------|
| Applicant: | Durham Unified | PTN: | 61432 - 15 |
| Application No: | 58/61432-00-001 | County: | Butte |
| School Name: | DURHAM HIGH | | |

| |
|-----------------------------------|
| HISTORY OF PROJECT FUNDING |
|-----------------------------------|

| | Fund Code | Proposition | Previously Authorized | Authorized This Action | State Apportionment This Action |
|---|--------------|-------------|--------------------------|-----------------------------|---------------------------------------|
| <u>State Share</u> | | | | | |
| Facility Hardship Grant | 051-570 | 51 | \$ | \$ 271,613.00 | \$ 271,613.00 |
| <u>Applicant Share</u> | | | | | |
| District Contribution | | | | 181,075.33 | |
| Total | | | \$ <u><u>0.00</u></u> | \$ <u><u>452,688.33</u></u> | \$ <u><u>271,613.00</u></u> |
| Funding Source: Proposition 51 Bonds/2016-Nov. | | | | | |

| |
|-------------------------|
| APPLICATION DATA |
|-------------------------|

| | |
|---------------------------|-------------|
| Type of Project: | High School |
| Recommended Acres: | 21.2 |
| Existing Acres: | 43.4 |

| |
|---------------------------|
| PROGRAM GRANT DATA |
|---------------------------|

| | |
|--------------------------------|-----------------------------|
| Rehabilitation | \$ 266,399.00 |
| Project Assistance | \$ 5,214.00 |
| Total State Share (60%) | 271,613.00 |
| Applicant Share (40%) | 181,075.33 |
| Total Project Cost | \$ <u><u>452,688.33</u></u> |

| |
|--|
| STIPULATED TERMS & NEXT STEPS |
|--|

A valid Fund Release Authorization (Form SAB 50-05) must be signed by the designated District Representative and must be received by the Office of Public School Construction prior to 11:59 p.m. within 180 calendar days of SAB approval of the Apportionment for this project. The form may be submitted electronically via OPSC Online or via email to OPSCApplicationReviewTeam@dgs.ca.gov.

The Applicant shall ensure that it is in compliance with all applicable laws, regulations and certifications it made on the program forms.

The Applicant is required to submit a signed Grant Agreement for the project prior to or concurrent with a valid Fund Release Authorization (Form SAB 50-05). Failure to submit an executed Grant Agreement and valid Form SAB 50-05 prior to the deadline shall result in the Apportionment being rescinded without further board action.

The Applicant is responsible for ensuring that the project is compliant with Prevailing Wage Monitoring and/or Labor Compliance Program requirements at the time construction contracts are executed and/or construction commenced.

FACILITY HARDSHIP / REHABILITATION PROGRAM

SCHOOL DISTRICT DATA

School District: Fremont Union High
Application Number: 58/69468-00-002
Total District Enrollment: 10,019
County: Santa Clara

School Name: Homestead High
Project Grade Level: 9-12
Financial Hardship: No

TYPE OF REQUEST

State Allocation Board (Board) Apportionment for a School Facility Program (SFP) Seismic Mitigation Program (SMP) Replacement project.

Total Project Cost: \$9,051,084.00
Cost to the State: \$4,525,542.00

DESCRIPTION

DESCRIPTION OF HEALTH AND SAFETY THREAT

Two reports by KNA Structural Engineers, Inc., both dated July 16, 2018 and both updated October 12, and 25, 2018, identifies several structural deficiencies in Building A and Building B, respectively, located at the Homestead High School site. Both reports referenced a lack of topping slab diaphragms at the roof of both Building A and Building B. All the material insufficiencies identified in the reports render Building A and Building B at high risk of collapse in the event of seismic activity. Building A and Building B qualify for the SMP based on the qualifying criteria in Education Code Section 17075.10 and SFP Regulation Section 1859.82.2.

SCOPE OF PROJECT

The scope of the project includes the seismic rehabilitation of Building A and Building B at the Homestead High School site. The plan set for this project includes work beyond the scope of this seismic application, namely general modernization of Building A and Building B including reconfiguration of spaces within both buildings. The project in its entirety results in a net increase of one classroom.

STATUS OF SCHOOL SITE

The District completed construction on Building A in August of 2022, and the District anticipates completing construction on Building B in July of 2023.

QUALIFYING CRITERIA

GOVERNMENT/STATE LEVEL CONCURRENCE

Building A and Building B were classified as a Most Vulnerable Category 2 Building type as defined in SFP regulations and have met qualifying criteria of the SMP. The Division of the State Architect (DSA) has approved the District for Phase One (Eligibility Evaluation) and Phase Three (Evaluation and Design Criteria), provided Phase Four concurrence to minimum scope, and provided final plan approval for both Building A and Building B. These approvals enable the District to apply for funding from the Board.

Staff Supports the District's Request: Yes

SITE VISIT COMPLETED BY STAFF

Staff accepted detailed reports from industry specialists in lieu of a site visit.

AUTHORITY

See Attachment A

RECOMMENDATIONS

1. Approve the District's request for an Apportionment for rehabilitation funding for the seismic mitigation of Building A and Building B at the Homestead High School site, pursuant to SFP Regulation Section 1859.82.2(b) as shown on Attachment B.
2. Approve an adjustment to the District's New Construction baseline eligibility of a decrease of 27 pupil grants at the 9-12 grade level to reflect the net increase of one classroom at the 9-12 grade level, as a result of the overall project scope included in this project's DSA-approved plan set.

ATTACHMENT A

AUTHORITY

Seismic Mitigation Program – Rehabilitation Projects (as of August 31, 2020)

Education Code (EC) Section 17075.10(a) states:

A school district may apply for hardship assistance in cases of extraordinary circumstances. Extraordinary circumstances may include, but are not limited to, the need to repair, reconstruct, or replace the most vulnerable school facilities that are identified as a Category 2 building, as defined in the report submitted pursuant to Section 17317, determined by the department to pose an unacceptable risk of injury to its occupants in the event of a seismic event.

SFP Regulation Section 1859.82 states, “A school district may apply for Facility Hardship, including Seismic Mitigation, Program assistance in cases of extraordinary circumstances that have caused an imminent health and safety threat.”

SFP Regulation Section 1859.82.2 states that “A school district is eligible for funding to repair, reconstruct, or replace the Most Vulnerable Category 2 Buildings which were originally constructed to be used as School Facilities and pose an unacceptable risk of injury to its occupants in the event of seismic activity. Program eligibility is determined by the Division of the State Architect while determination of grant funding is determined by the Board based on the following criteria.

Notwithstanding Sections 1859.93 and 1859.93.1, all applications for the seismic mitigation of the Most Vulnerable Category 2 Buildings shall be funded in the order of receipt of an Approved Application for funding. Any grants provided for the purpose of this section shall be provided as a new construction project and allocated on a 50 percent state share basis.”

SFP Regulation Section 1859.82.2(a) states,

(a) Seismic mitigation projects must meet all of the following requirements:

- (1) The construction contract was executed on or after May 20, 2006;
- (2) The project funding provided shall be for the minimum work necessary to obtain DSA approval;
- (3) The School Building is designed for occupancy by students and staff; and
- (4) The DSA concurs with a report by a structural engineer, which identifies structural deficiencies that pose an unacceptable risk of injury to its occupants in a seismic event. The structural engineers report shall conform to the guidelines prepared by the DSA, in accordance with Education Code Section 17310.

If the unacceptable risk of injury is due to the presence of faulting, liquefaction or landslide, these hazards must be documented by a geological hazards report prepared by an engineering geologist in accordance with California Building Code, Part 2, Chapter 18, section 1803A and with concurrence of the California Geological Survey

ATTACHMENT A

SFP Regulation Section 1859.82.2(c) states in part, “(c) Districts may qualify for seismic mitigation funding to rehabilitate their School Buildings including lunch shelters and covered walkways, exterior square footage of School Buildings, or site conditions. Factors to be considered by the Board may include (1) or (2) below:

- (1) School Buildings where the minimum cost to rehabilitate and remain in the School Building is 50 percent or less of the Current Replacement Cost.
- (2) Square footage of the Most Vulnerable Category 2 School Buildings, covered walkways, and lunch shelters that need repair or replacement to mitigate a collapse potential in the event of seismic activity as confirmed by the DSA.”

SFP Regulation Section 1859.82.2(c)(4) states in part, “ If the district qualifies for seismic mitigation funding to repair their permanent School Buildings, the district is eligible to receive funding for the project as follows:

- (A) The Seismic Rehabilitation Grant based on 50 percent of the eligible costs in the Form SAB 58-01 required in Section 1859.82.2(c)(3)(D) that have been reviewed by OPSC and approved by the Board.”

SFP Regulation Section 1859.82.2(e) states that “The district’s New Construction Eligibility will be adjusted for any net increase in classroom capacity in the project pursuant to Section 1859.51(i).”

ATTACHMENT A

Section 1859.61. Adjustments to the Modernization Baseline Eligibility.

(l) Adjusted upon Board receipt of the local school board resolution acknowledging that the buildings have been removed from K-12 classroom use, as follows:

(1) School Buildings and/or classrooms that receive replacement funding via the New Construction Grant or the Facility Hardship Square Footage Grant pursuant to Section 1859.82.1 or Section 1859.82.2.

(2) School Buildings and/or classrooms that were originally included in the district's baseline eligibility and were later demolished or removed from classroom use due to health and/or safety concerns that meet the requirements of Regulation Section 1859.82.1 or 1859.82.2 as verified by OPSC, except the district did not have the current enrollment to support the replacement and funding of those School Buildings and/or classrooms. ~~School Buildings~~ and/or classrooms removed from K-12 classroom use that remain on the school site will be identified on a list published on OPSC's website.

For (l)(1) the building age shall be reset to the date of the Apportionment for the corresponding project. For (l)(2) the building shall be removed from the classroom inventory used to establish modernization eligibility at the site.

| |
|-----------------------|
| APPLICANT DATA |
|-----------------------|

| | | | |
|------------------------|--------------------|----------------|-----------------|
| Applicant: | Fremont Union High | PTN: | 69468 - 114,115 |
| Application No: | 58/69468-00-002 | County: | Santa Clara |
| School Name: | HOMESTEAD HIGH | | |

| |
|-----------------------------------|
| HISTORY OF PROJECT FUNDING |
|-----------------------------------|

| | Fund Code | Proposition | Previously Authorized | Authorized This Action | State Apportionment This Action |
|---|----------------|-------------|-----------------------|-------------------------------|---------------------------------|
| <u>State Share</u> | | | | | |
| Seismic Mitigation Grant | 051-505 | 51 | \$ | \$ 4,525,542.00 | \$ 4,525,542.00 |
| <u>Applicant Share</u> | | | | | |
| District Contribution | | | | 4,525,542.00 | |
| Total | | | \$ <u><u>0.00</u></u> | \$ <u><u>9,051,084.00</u></u> | \$ <u><u>4,525,542.00</u></u> |
| Funding Source: Proposition 51 Bonds/2016-Nov. | | | | | |

| |
|-------------------------|
| APPLICATION DATA |
|-------------------------|

| | |
|---------------------------|-------------|
| Type of Project: | High School |
| Recommended Acres: | 55.3 |
| Existing Acres: | 36.0 |

| |
|---------------------------|
| PROGRAM GRANT DATA |
|---------------------------|

| | |
|--------------------------------|-------------------------------|
| Rehabilitation | \$ 4,525,542.00 |
| Total State Share (50%) | 4,525,542.00 |
| Applicant Share (50%) | 4,525,542.00 |
| Total Project Cost | \$ <u><u>9,051,084.00</u></u> |

| |
|--|
| STIPULATED TERMS & NEXT STEPS |
|--|

A valid Fund Release Authorization (Form SAB 50-05) must be signed by the designated District Representative and must be received by the Office of Public School Construction prior to 11:59 p.m. within 180 calendar days of SAB approval of the Apportionment for this project. The form may be submitted electronically via OPSC Online or via email to OPSCApplicationReviewTeam@dgs.ca.gov.

The Applicant shall ensure that it is in compliance with all applicable laws, regulations and certifications it made on the program forms.

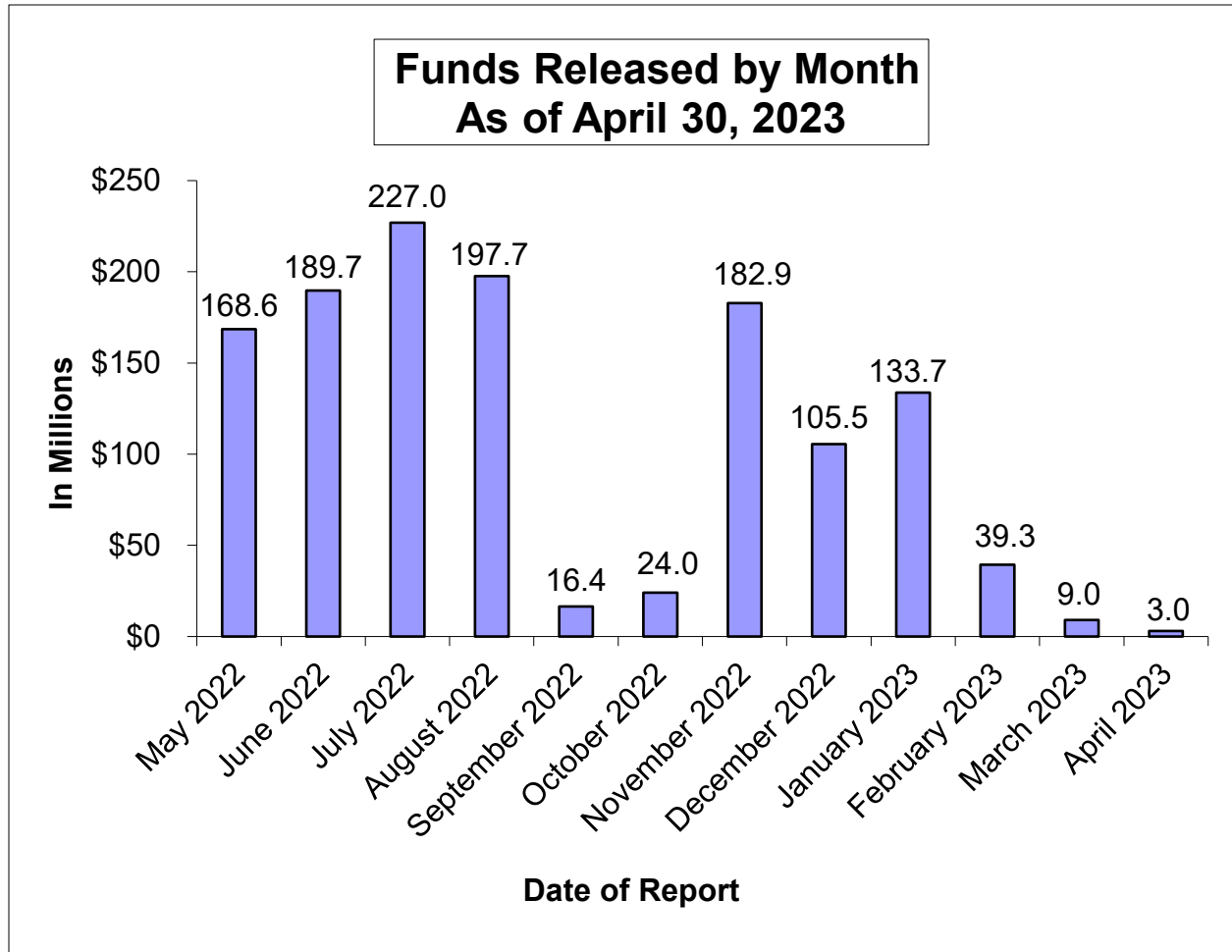
The Applicant is required to submit a signed Grant Agreement for the project prior to or concurrent with a valid Fund Release Authorization (Form SAB 50-05). Failure to submit an executed Grant Agreement and valid Form SAB 50-05 prior to the deadline shall result in the Apportionment being rescinded without further board action.

The Applicant is responsible for ensuring that the project is compliant with Prevailing Wage Monitoring and/or Labor Compliance Program requirements at the time construction contracts are executed and/or construction commenced.

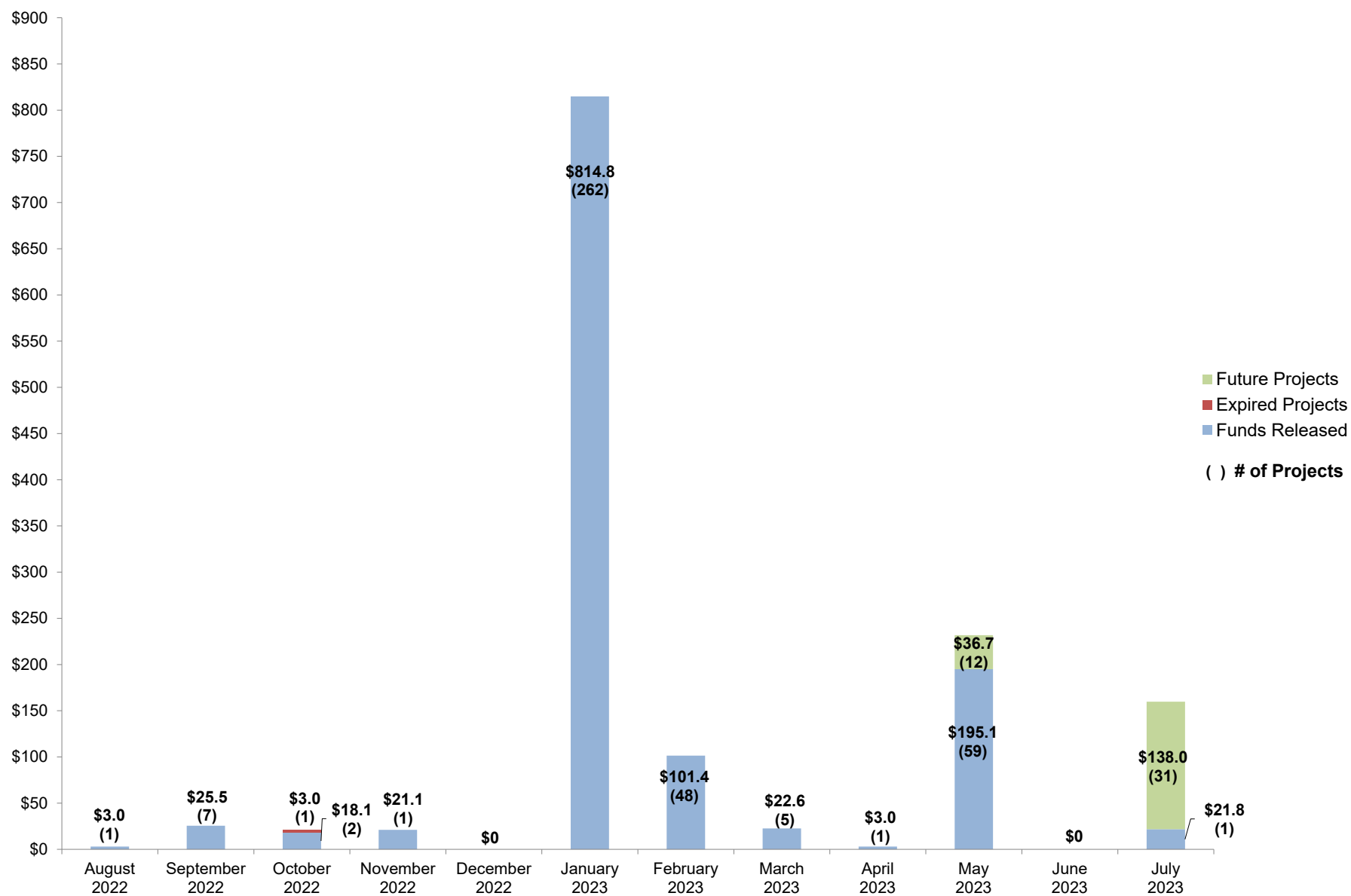
The District's New Construction baseline eligibility will be adjusted by a decrease of 27 pupil grants at the 9-12 grade level to reflect the net increase of one classroom at the 9-12 grade level as a result of the overall project scope.

Financial Reports

STATUS OF FUND RELEASES



Status of School Facility Program Apportionments Set to Expire
due to Time Limit on Fund Release, as of April 26, 2023 SAB
(in millions of dollars)



SCHOOL FACILITY PROGRAM

Available Funds (in Millions) As of May 31, 2023

| AB 181 - Leroy F. Greene School Facilities Act of 1998 | | | | | | | | | |
|--|--------------------------|---|--------------------------------------|-------------------|---|---|---|-------------------|---|
| Program | Original Bond Allocation | Remaining Authority as of April 26, 2023 | Estimated Approvals for May 31, 2023 | Special Items/PIF | Remaining Authority as of May 31, 2023 (excludes Unfunded Approvals) | Accumulated Unfunded Approvals as of April 26, 2023 | Estimated Unfunded Approvals for May 31, 2023 | Special Items/PIF | Remaining Authority as of May 31, 2023 (includes Unfunded Approvals) |
| General Fund FY 22/23 | \$1,550.0 ^F | \$518.4 | -\$2.9 | | \$515.5 | | | | \$515.5 |
| General Fund FY 23/24 | 2,060.5 | 2,060.5 | | | 2,060.50 | | | | 2,060.50 |
| General Fund FY 24/25 | 875.0 | 875.0 | | | 875.00 | | | | 875.00 |
| SUBTOTAL | \$4,485.5 | \$3,453.9 | -\$2.9 | \$0.0 | \$3,451.0^A | \$0.0 | \$0.0 | \$0.0 | \$3,451.0 |
| Prop. 51 - \$7 Billion - November 2016 | | | | | | | | | |
| Program | Original Bond Allocation | Remaining Bond Authority as of April 26, 2023 | Estimated Approvals for May 31, 2023 | Special Items/PIF | Remaining Bond Authority as of May 31, 2023 (excludes Unfunded Approvals) | Accumulated Unfunded Approvals as of April 26, 2023 | Estimated Unfunded Approvals for May 31, 2023 | Special Items/PIF | Remaining Bond Authority as of May 31, 2023 (includes Unfunded Approvals) |
| New Construction | \$3,000.0 | \$47.7 | -\$40.1 | | \$7.6 | -\$6.8 | | | \$0.8 ^G |
| Modernization | 3,000.0 | 537.4 | -134.3 | | 403.1 | -13.1 | | | 390.0 |
| Career Technical Education | 500.0 | 6.6 | | | 6.6 | -1.9 | | | 4.7 |
| Charter School | 500.0 | 250.2 | | | 250.2 | -190.1 | -\$29.2 | | 30.9 |
| General Fund FY 21/22 | 250.0 | 0.0 | | | 0.0 | | | | 0.0 |
| SUBTOTAL | \$7,250.0 | \$841.9 | -\$174.4 | \$0.0 | \$667.5^A | -\$211.9 | -\$29.2 | \$0.0 | \$426.4 |
| Prop. 1D - \$7.3 Billion - November 2006 | | | | | | | | | |
| Program | Original Bond Allocation | Remaining Bond Authority as of April 26, 2023 | Estimated Approvals for May 31, 2023 | Special Items/PIF | Remaining Bond Authority as of May 31, 2023 (excludes Unfunded Approvals) | Accumulated Unfunded Approvals as of April 26, 2023 | Estimated Unfunded Approvals for May 31, 2023 | Special Items/PIF | Remaining Bond Authority as of May 31, 2023 (includes Unfunded Approvals) |
| New Construction | \$1,900.0 | \$0.1 | | | \$0.1 | | | | \$0.1 |
| Seismic Repair | | 1.2 | | | 1.2 | | | | 1.2 ^G |
| Modernization | 3,300.0 | 0.5 | | | 0.5 | | | | 0.5 |
| Career Technical Education | 500.0 | 0.1 | | | 0.1 | -\$0.1 | | | 0.0 |
| High Performance Schools | 100.0 | 0.0 | | | 0.0 | | | | 0.0 |
| Overcrowding Relief | 1,000.0 | 6.6 | | | 6.6 | | | | 6.6 |
| Charter School | 500.0 | 143.7 | | | 143.7 | -116.1 | -\$26.0 | | 1.6 ^G |
| Joint Use | 57.5 ^B | 0.0 | | | 0.0 | | | | 0.0 |
| SUBTOTAL | \$7,357.5 | \$152.2 | \$0.0 | \$0.0 | \$152.2^A | -\$116.2 | -\$26.0 | \$0.0 | \$10.0 |
| Prop. 55 - \$10 Billion - March 2004 | | | | | | | | | |
| Program | Original Bond Allocation | Remaining Bond Authority as of April 26, 2023 | Estimated Approvals for May 31, 2023 | Special Items/PIF | Remaining Bond Authority as of May 31, 2023 (excludes Unfunded Approvals) | Accumulated Unfunded Approvals as of April 26, 2023 | Estimated Unfunded Approvals for May 31, 2023 | Special Items/PIF | Remaining Bond Authority as of May 31, 2023 (includes Unfunded Approvals) |
| New Construction | \$4,965.8 ^C | \$0.4 ^D | | | \$0.4 | | | | \$0.4 |
| Modernization | 2,250.0 | 0.0 | | | 0.0 | | | | 0.0 |
| Critically Overcrowded Schools | 2,440.0 | 0.0 | | | 0.0 | | | | 0.0 |
| Charter School | 300.0 | 40.4 | | | 40.4 | -\$36.6 | -\$1.3 | | 2.5 ^G |
| Joint Use | 66.7 ^E | 0.0 | | | 0.0 | | | | 0.0 |
| SUBTOTAL | \$10,022.5 | \$40.8 | \$0.0 | \$0.0 | \$40.8^A | -\$36.6 | -\$1.3 | \$0.0 | \$2.9 |
| TOTAL PAGE 1 | \$29,115.5 | \$4,488.8 | -\$177.3 | \$0.0 | \$4,311.5 | -\$364.7 | -\$56.5 | \$0.0 | \$3,890.3 |

A. Balance of bonding authority excludes unfunded approvals.

B. The original bond allocation of \$29 million augmented by \$21 million from Prior Bond Funds to Joint Use at the 06/27/07 SAB meeting and \$7.5 million at the 7/23/08 SAB meeting pursuant to Assembly Bill 127, Chapter 35, Statutes of 2006 (Perata/Nunez).

C. The original bond allocation of \$4,960,000,000 augmented by \$5,831,911 from Prior Bonds at the 10/6/2010 SAB meeting.

D. It includes the transfer of Critically Overcrowded School Facilities Program Funds to New Construction (transfers in Prop. 55 includes: \$268.8 million approved at the 1/25/2006 SAB meeting, \$318.3 million approved at the 9/23/2009 SAB meeting, \$225 million approved at the 8/4/2010 SAB meeting, \$211.7 million approved at the 12/15/2010 SAB meeting, \$145 million at the 4/25/2012 SAB meeting, \$30.4 million after the 3/20/2013 SAB meeting, and \$32,297 after the 3/26/2014 SAB meeting per SFP Regulation Sections 1859.154 (c)).

E. Original bond allocation of \$50,000,000 augmented by \$15,547,233 from the State School Building Aid Fund at the 2/28/2007 SAB meeting and by \$1,232,224 from Prior Bonds at the 10/6/2010 SAB meeting.

F. Includes \$250 million for Lynwood Unified School District.

G. Total authority is not available at this time due to outstanding accounts receivable of \$637,223 for New Construction in Proposition 51; \$48,279 for Seismic Repair and \$340,266 for Charter in Proposition 1D; \$966,528 for Charter School in Proposition 55.

SCHOOL FACILITY PROGRAM
Available Funds (in Millions) As of May 31, 2023

| Prop. 47 - \$11.4 Billion - November 2002 | | | | | | | | | |
|---|--------------------------|---|--------------------------------------|-------------------|---|---|---|-------------------|---|
| Program | Original Bond Allocation | Remaining Bond Authority as of April 26, 2023 | Estimated Approvals for May 31, 2023 | Special Items/PIF | Remaining Bond Authority as of May 31, 2023 (excludes Unfunded Approvals) | Accumulated Unfunded Approvals as of April 26, 2023 | Estimated Unfunded Approvals for May 31, 2023 | Special Items/PIF | Remaining Bond Authority as of May 31, 2023 (includes Unfunded Approvals) |
| New Construction | \$6,250.0 | \$0.0 | | | \$0.0 | | | | \$0.0 |
| Modernization | 3,300.0 | 0.0 | | | 0.0 | | | | 0.0 |
| Critically Overcrowded Schools | 1,700.0 | 0.0 | | | 0.0 | | | | 0.0 |
| Charter School | 100.0 | 7.1 | | | 7.1 | -\$5.1 | -\$0.5 | | 1.5 |
| Joint Use | 50.0 | 0.0 | | | 0.0 | | | | 0.0 |
| SUBTOTAL | \$11,400.0 | \$7.1 | \$0.0 | \$0.0 | \$7.1 ^A | -\$5.1 | -\$0.5 | \$0.0 | \$1.5 |

| Prop. 1A - \$6.7 Billion - November 1998 | | | | | | | | | |
|--|--------------------------|---|--------------------------------------|-------------------|---|---|---|-------------------|---|
| Program | Original Bond Allocation | Remaining Bond Authority as of April 26, 2023 | Estimated Approvals for May 31, 2023 | Special Items/PIF | Remaining Bond Authority as of May 31, 2023 (excludes Unfunded Approvals) | Accumulated Unfunded Approvals as of April 26, 2023 | Estimated Unfunded Approvals for May 31, 2023 | Special Items/PIF | Remaining Bond Authority as of May 31, 2023 (includes Unfunded Approvals) |
| New Construction | \$2,900.0 | \$0.0 | | | \$0.0 | | | | \$0.0 |
| Modernization | 2,100.0 | 0.0 | | | 0.0 | | | | 0.0 |
| Hardship | 1,000.0 | 0.0 | | | 0.0 | | | | 0.0 |
| Class Size Reduction | 700.0 | 0.0 | | | 0.0 | | | | 0.0 |
| SUBTOTAL | \$6,700.0 | \$0.0 | \$0.0 | \$0.0 | \$0.0 ^A | \$0.0 | \$0.0 | \$0.0 | \$0.0 |
| TOTAL PAGE 2 | \$18,100.0 | \$7.1 | \$0.0 | \$0.0 | \$7.1 | -\$5.1 | -\$0.5 | \$0.0 | \$1.5 |
| TOTAL FROM PAGE 1 | \$29,115.5 | \$4,488.8 | -\$177.3 | \$0.0 | \$4,311.5 | -\$364.7 | -\$56.5 | \$0.0 | \$3,890.3 |
| GRAND TOTAL | \$47,215.5 | \$4,495.9 | -\$177.3 | \$0.0 | \$4,318.6 | -\$369.8 | -\$57.0 | \$0.0 | \$3,891.8 |

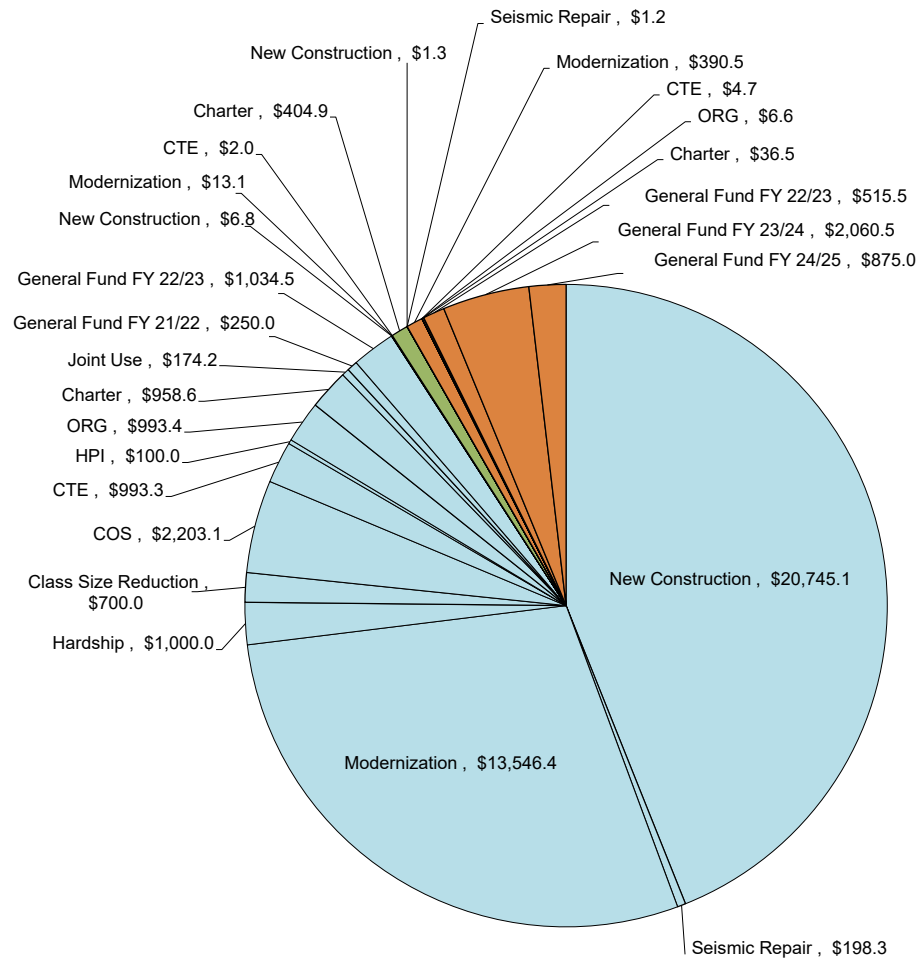
California Preschool, Transitional and Full-Day Kindergarten Facilities Grant Program

| Program | Appropriation | Remaining Authority as of April 26, 2023 | Estimated Approvals for May 31, 2023 | Miscellaneous Adjustments for May 31, 2023 | Remaining Authority as of May 31, 2023 |
|--|------------------|--|--------------------------------------|--|--|
| Chapter 32, Statutes of 2018 (AB 1808) - Full-Day Kindergarten (FY 18/19) | \$100.0 | \$0.0 | | | \$0.0 |
| AB 130 California Preschool, Transitional and Full-Day Kindergarten FY 21-22 | \$490.0 | \$263.2 | | | \$263.2 |
| AB 181 California Preschool, Transitional and Full-Day Kindergarten FY 22-23 | \$100.0 | \$99.2 | | | \$99.2 |
| AB 181 California Preschool, Transitional and Full-Day Kindergarten FY 23-24 | \$550.0 | \$550.0 | | | \$550.0 |
| TOTAL | \$1,240.0 | \$912.4 | \$0.0 | \$0.0 | \$912.4 |

A. Balance of Bonding Authority Excludes Unfunded Approvals.

B.Total authority is not available at this time due to outstanding accounts receivable of \$483,672 for Charter in Proposition 47.

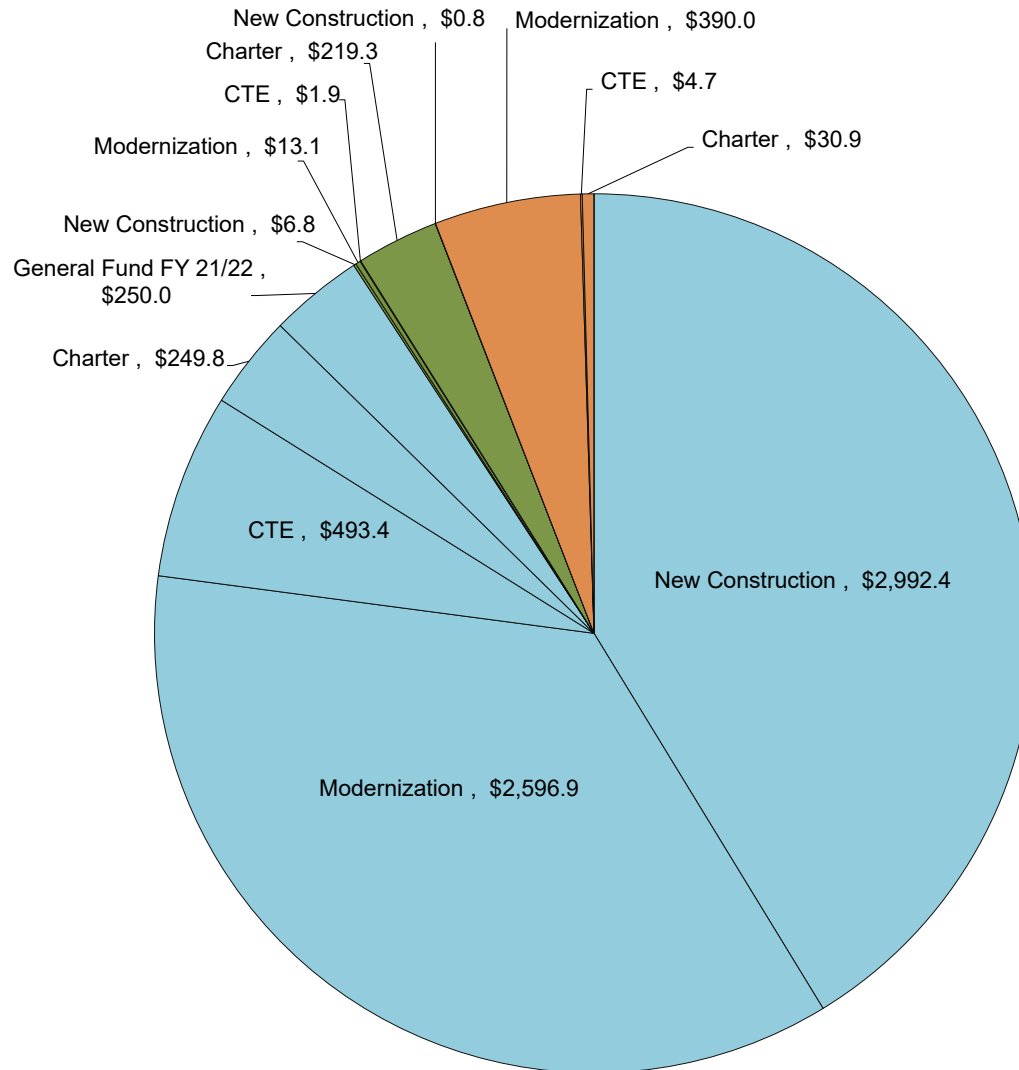
AB 181, Proposition 51, 1D, 55, 47, and 1A
Bond Authority - \$47.216 billion
(in millions of dollars)



| AB 181, Proposition 51, 1D, 55, 47, and 1A Totals | | |
|---|--------------------|---------------|
| New Construction* | \$ 20,745.1 | |
| Seismic Repair | \$ 198.3 | |
| Modernization | \$ 13,546.4 | |
| Hardship | \$ 1,000.0 | |
| Class Size Reduction | \$ 700.0 | |
| COS | \$ 2,203.1 | |
| CTE | \$ 993.3 | |
| HPI | \$ 100.0 | |
| ORG | \$ 993.4 | |
| Charter | \$ 958.6 | |
| Joint Use | \$ 174.2 | |
| General Fund FY 21/22 | \$ 250.0 | |
| General Fund FY 22/23 | \$ 1,034.5 | |
| General Fund FY 23/24 | \$ - | |
| General Fund FY 24/25 | \$ - | |
| Apportioned | \$ 42,896.9 | 90.9% |
| New Construction | \$ 6.8 | |
| Seismic Repair | \$ - | |
| Modernization | \$ 13.1 | |
| Hardship | \$ - | |
| Class Size Reduction | \$ - | |
| COS | \$ - | |
| CTE | \$ 2.0 | |
| HPI | \$ - | |
| ORG | \$ - | |
| Charter | \$ 404.9 | |
| Joint Use | \$ - | |
| General Fund FY 21/22 | \$ - | |
| General Fund FY 22/23 | \$ - | |
| General Fund FY 23/24 | \$ - | |
| General Fund FY 24/25 | \$ - | |
| Unfunded Approvals | \$ 426.8 | 0.9% |
| New Construction | \$ 1.3 | |
| Seismic Repair | \$ 1.2 | |
| Modernization | \$ 390.5 | |
| Hardship | \$ - | |
| Class Size Reduction | \$ - | |
| COS | \$ - | |
| CTE | \$ 4.7 | |
| HPI | \$ - | |
| ORG | \$ 6.6 | |
| Charter | \$ 36.5 | |
| Joint Use | \$ - | |
| General Fund FY 21/22 | \$ - | |
| General Fund FY 22/23 | \$ 515.5 | |
| General Fund FY 23/24 | \$ 2,060.5 | |
| General Fund FY 24/25 | \$ 875.0 | |
| Remaining Bond Authority | \$ 3,891.8 | 8.2% |
| Grand Total | \$ 47,216 | 100.0% |

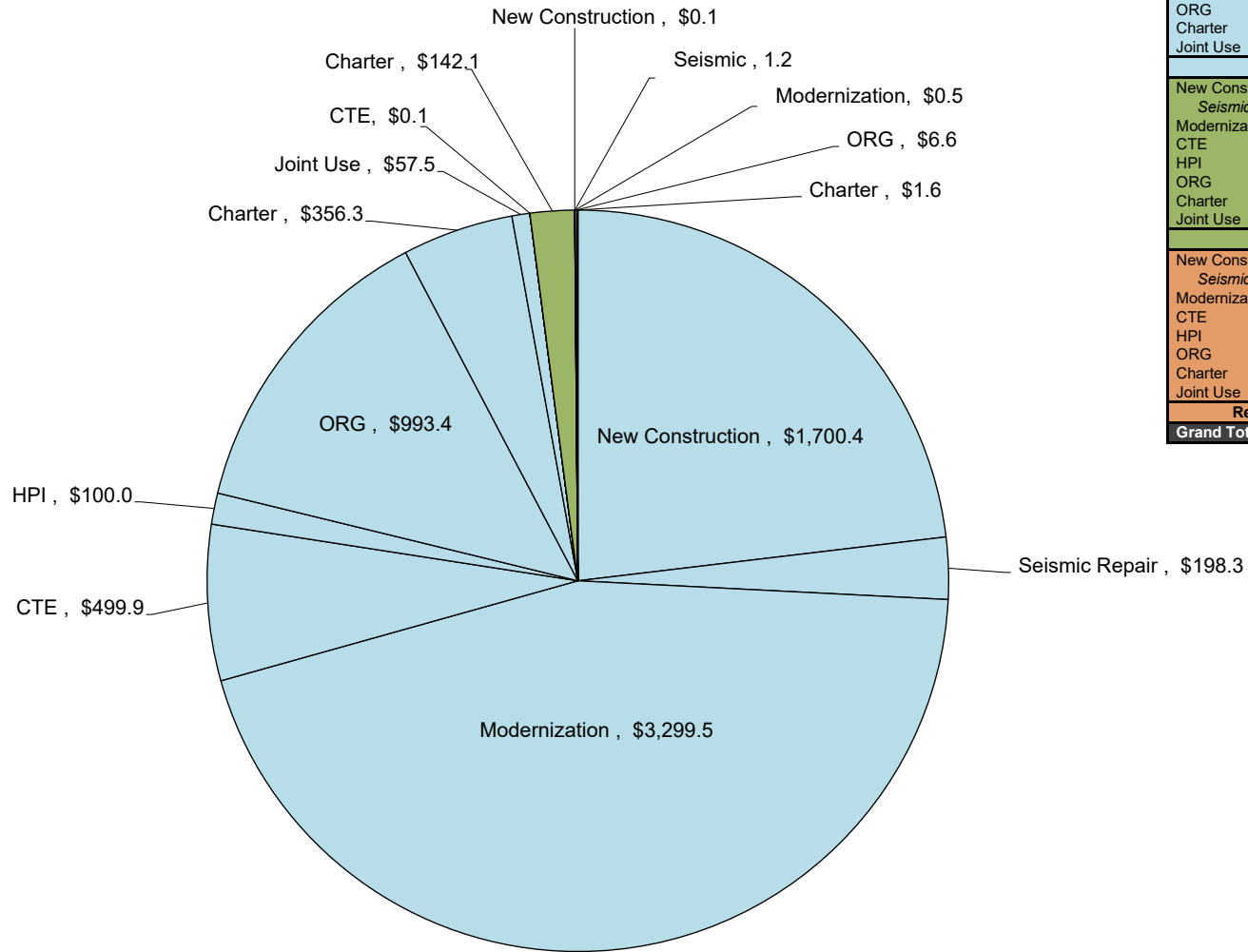
*Includes Energy Efficiency, Small High Schools, Seismic Repair, and the transfer of Critically Overcrowded School Facilities Program Funds to New Construction (\$700 million and \$68.1 million from Prop. 47; \$268.8 million, \$318.3 million, \$225 million, \$211.7 million, \$145 million, and \$30.4 million from Prop. 55). Also, Prop 55 includes \$5.8 million from the Lease Purchase Program on October 6, 2010.

Proposition 51 Bond Authority - \$7.250 billion (in millions of dollars)



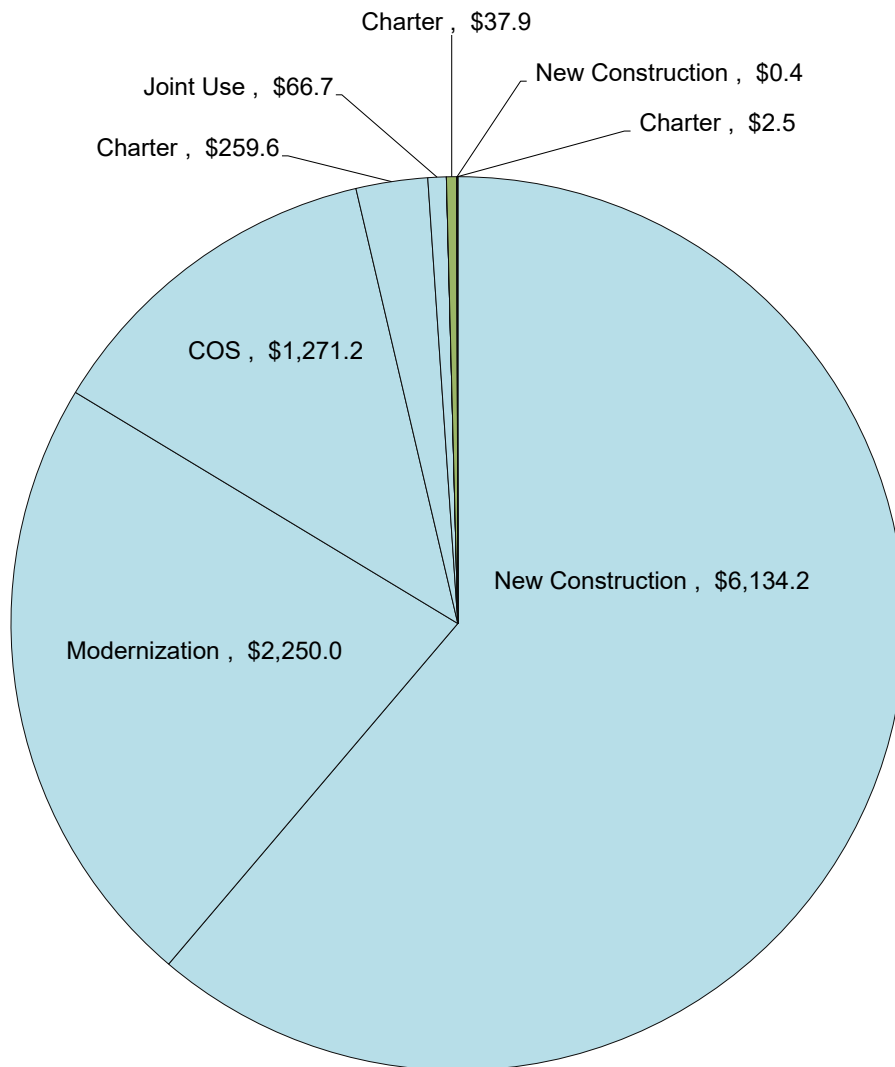
| Proposition 51 Totals | | |
|---------------------------------|-------------------|---------------|
| New Construction | \$ 2,992.4 | |
| Modernization | \$ 2,596.9 | |
| CTE | \$ 493.4 | |
| Charter | \$ 249.8 | |
| General Fund FY 21/22 | \$ 250.0 | |
| Apportioned | \$ 6,582.5 | 90.8% |
| New Construction | \$ 6.8 | |
| Modernization | \$ 13.1 | |
| CTE | \$ 1.9 | |
| Charter | \$ 219.3 | |
| General Fund FY 21/22 | \$ - | |
| Unfunded Approvals | \$ 241.1 | 3.3% |
| New Construction | \$ 0.8 | |
| Modernization | \$ 390.0 | |
| CTE | \$ 4.7 | |
| Charter | \$ 30.9 | |
| General Fund FY 21/22 | \$ - | |
| Remaining Bond Authority | \$ 426.4 | 5.9% |
| Grand Total | \$ 7,250 | 100.0% |

Proposition 1D Bond Authority - \$7.358 billion (in millions of dollars)



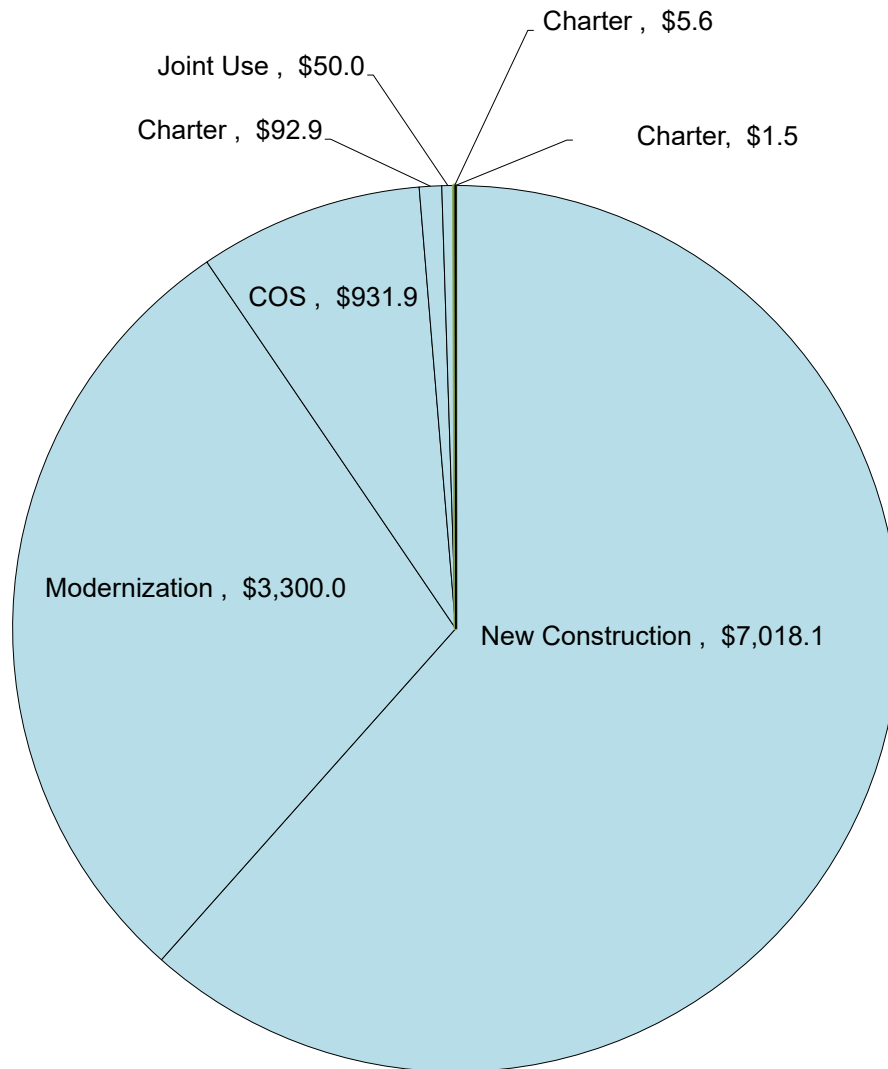
| Proposition 1D Totals | | |
|---------------------------------|-----------|----------------|
| New Construction | \$ | 1,700.4 |
| Seismic Repair | \$ | 198.3 |
| Modernization | \$ | 3,299.5 |
| CTE | \$ | 499.9 |
| HPI | \$ | 100.0 |
| ORG | \$ | 993.4 |
| Charter | \$ | 356.3 |
| Joint Use | \$ | 57.5 |
| Apportioned | \$ | 7,205.3 |
| 97.9% | | |
| New Construction | \$ | - |
| Seismic Repair | \$ | - |
| Modernization | \$ | - |
| CTE | \$ | 0.1 |
| HPI | \$ | - |
| ORG | \$ | - |
| Charter | \$ | 142.1 |
| Joint Use | \$ | - |
| Unfunded Approvals | \$ | 142.2 |
| 1.9% | | |
| New Construction | \$ | 0.1 |
| Seismic Repair | \$ | 1.2 |
| Modernization | \$ | 0.5 |
| CTE | \$ | - |
| HPI | \$ | - |
| ORG | \$ | 6.6 |
| Charter | \$ | 1.6 |
| Joint Use | \$ | - |
| Remaining Bond Authority | \$ | 10.0 |
| 0.1% | | |
| Grand Total | \$ | 7,358 |
| 100.0% | | |

Proposition 55 Bond Authority - \$10.023 billion (in millions of dollars)



| Proposition 55 Totals | | |
|---------------------------------|-------------------|---------------|
| New Construction | \$ 6,134.2 | |
| Modernization | \$ 2,250.0 | |
| COS | \$ 1,271.2 | |
| Charter | \$ 259.6 | |
| Joint Use | \$ 66.7 | |
| Apportioned | \$ 9,981.7 | 99.6% |
| New Construction | \$ - | |
| Modernization | \$ - | |
| COS | \$ - | |
| Charter | \$ 37.9 | |
| Joint Use | \$ - | |
| Unfunded Approvals | \$ 37.9 | 0.4% |
| New Construction | \$ 0.4 | |
| Modernization | \$ - | |
| COS | \$ - | |
| Charter | \$ 2.5 | |
| Joint Use | \$ - | |
| Remaining Bond Authority | \$ 2.9 | 0.0% |
| Grand Total | \$ 10,023 | 100.0% |

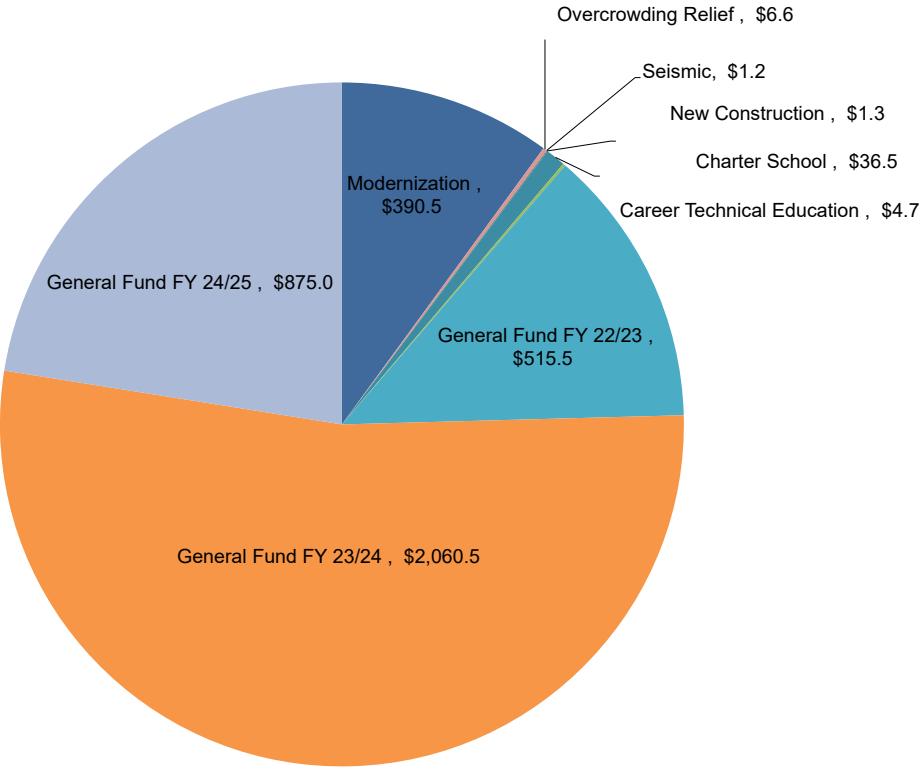
Proposition 47 Bond Authority - \$11.400 billion (in millions of dollars)



| Proposition 47 Totals | | |
|---------------------------------|--------------------|---------------|
| New Construction | \$ 7,018.1 | |
| Modernization | \$ 3,300.0 | |
| COS | \$ 931.9 | |
| Charter | \$ 92.9 | |
| Joint Use | \$ 50.0 | |
| Apportioned | \$ 11,392.9 | 99.9% |
| New Construction | \$ - | |
| Modernization | \$ - | |
| COS | \$ - | |
| Charter | \$ 5.6 | |
| Joint Use | \$ - | |
| Unfunded Approvals | \$ 5.6 | 0.0% |
| New Construction | \$ - | |
| Modernization | \$ - | |
| COS | \$ - | |
| Charter | \$ 1.5 | |
| Joint Use | \$ - | |
| Remaining Bond Authority | \$ 1.5 | 0.0% |
| Grand Total | \$ 11,400 | 100.0% |

Remaining Bond Authority - \$3,891.8 million

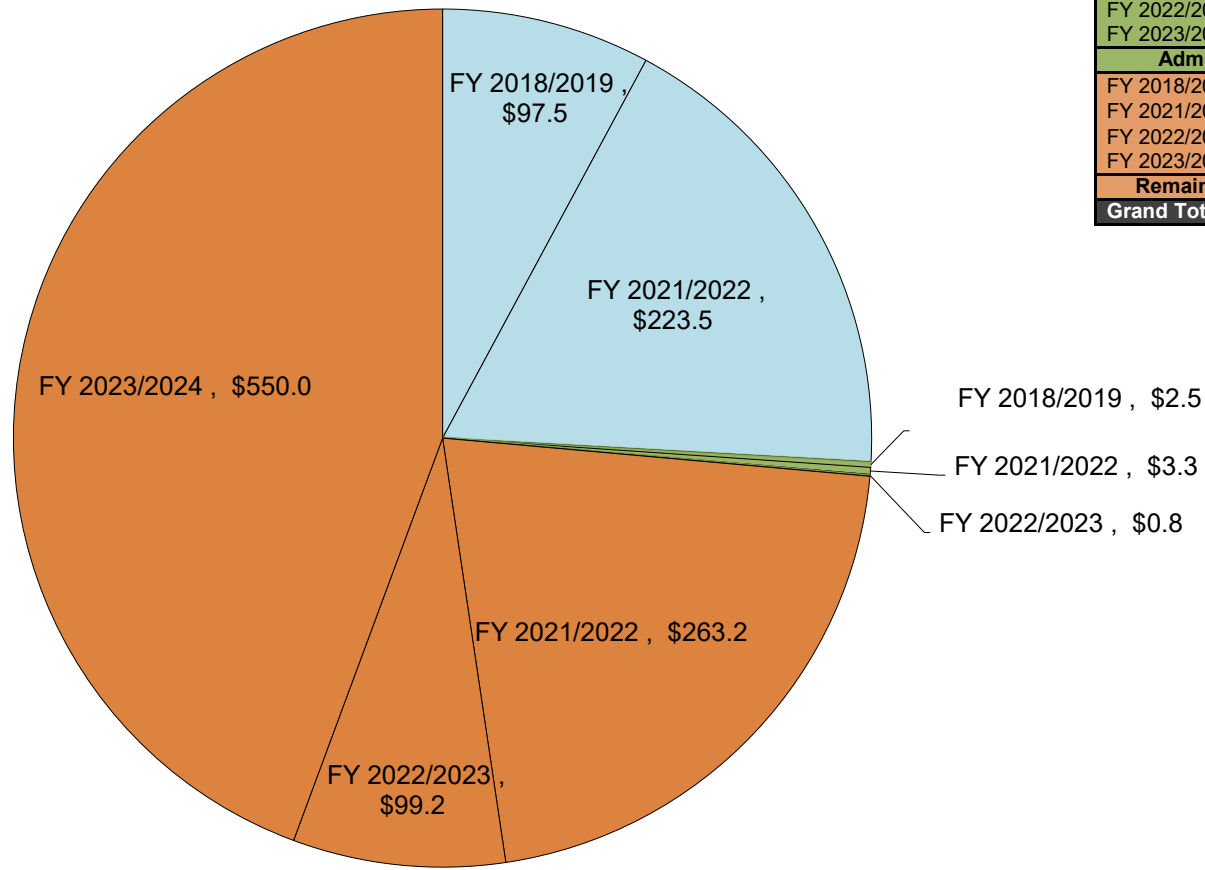
(by program, in millions)
As of May 31, 2023 SAB



| Remaining Bond Authority (in millions) | |
|--|------------|
| Modernization | \$ 390.5 |
| Overcrowding Relief | \$ 6.6 |
| Seismic Repair | \$ 1.2 |
| New Construction | \$ 1.3 |
| Charter School | \$ 36.5 |
| High Performance Schools | \$ - |
| Critically Overcrowded Schools | \$ - |
| Hardship | \$ - |
| Career Technical Education | \$ 4.7 |
| General Fund FY 21/22 | \$ - |
| General Fund FY 22/23 | \$ 515.5 |
| General Fund FY 23/24 | \$ 2,060.5 |
| General Fund FY 24/25 | \$ 875.0 |
| Grand Total | \$ 3,891.8 |

California Preschool, Transitional and Full-Day Kindergarten Facilities Grant Program - \$1,240 million

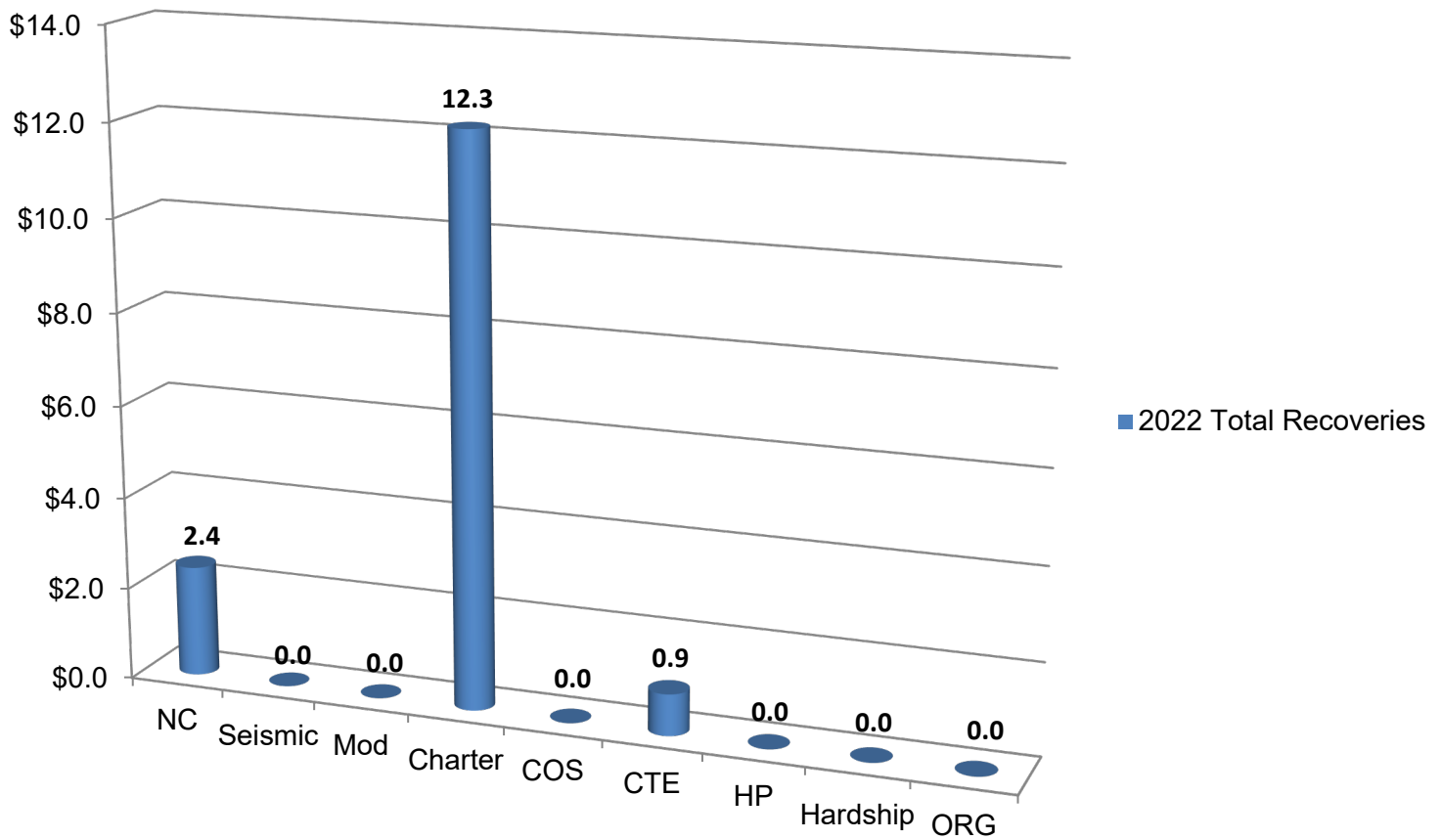
(in millions of dollars)



| California Preschool, Transitional and Full-Day Kindergarten Facilities Grant Program Totals | | |
|--|-----------------|---------------|
| FY 2018/2019 | \$ 97.5 | |
| FY 2021/2022 | \$ 223.5 | |
| FY 2022/2023 | \$ - | |
| FY 2023/2024 | \$ - | |
| Apportioned | \$ 321.0 | 25.9% |
| FY 2018/2019 | \$ 2.5 | |
| FY 2021/2022 | \$ 3.3 | |
| FY 2022/2023 | \$ 0.8 | |
| FY 2023/2024 | \$ - | |
| Administrative Costs | \$ 6.6 | 0.5% |
| FY 2018/2019 | \$ - | |
| FY 2021/2022 | \$ 263.2 | |
| FY 2022/2023 | \$ 99.2 | |
| FY 2023/2024 | \$ 550.0 | |
| Remaining Authority | \$ 912.4 | 73.6% |
| Grand Total | \$ 1,240 | 100.0% |

Fund Recoveries* – 2022

(Totals represented in millions of dollars)



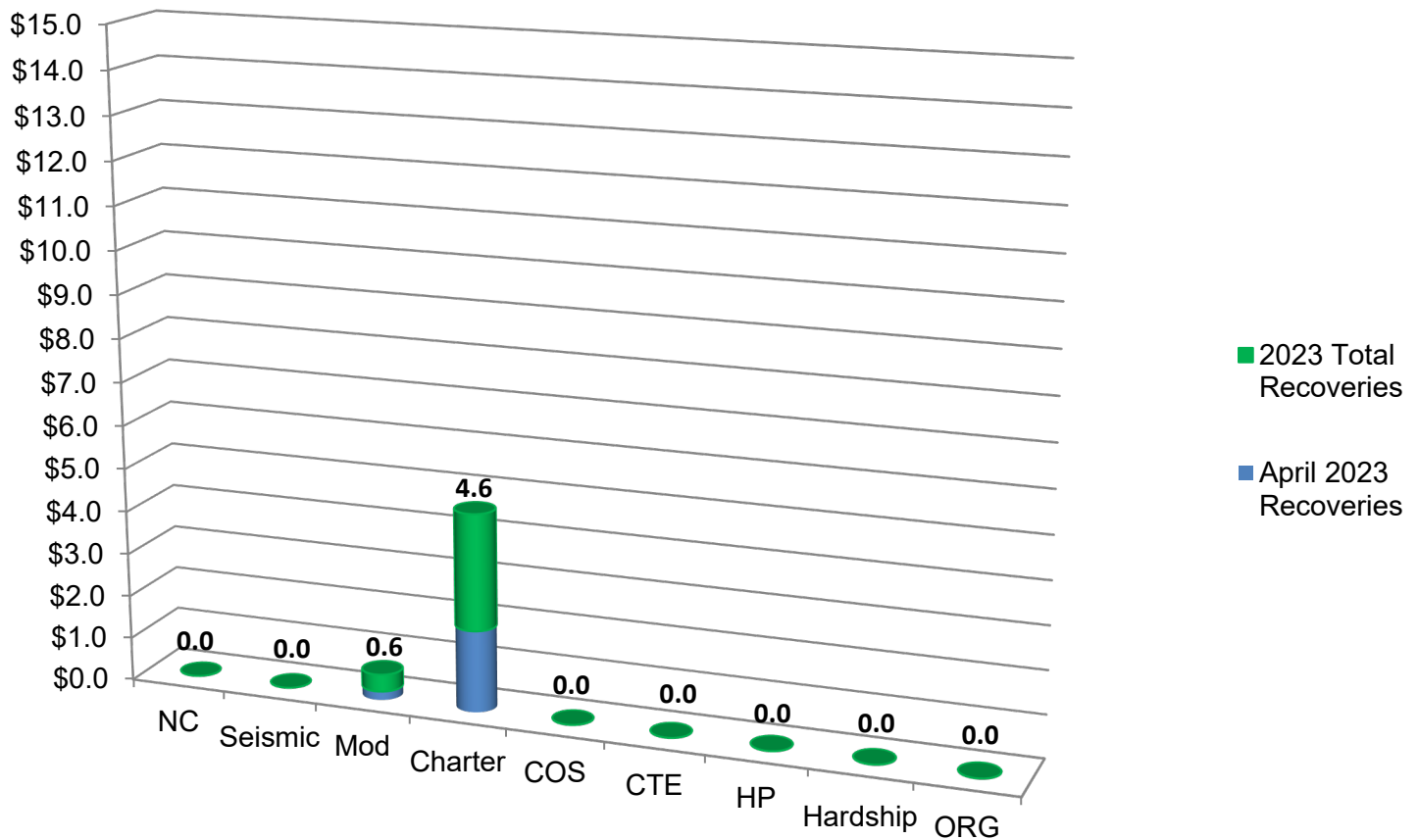
| | 2022 Totals** |
|---------------|---------------|
| NC | \$2,368,808 |
| Seismic | \$0 |
| Modernization | \$0 |
| Charter | \$12,250,413 |
| COS | \$0 |
| CTE | \$867,647 |
| HP | \$0 |
| Hardship | \$0 |
| ORG | \$0 |
| Total | \$15,486,868 |

*Includes bond proceeds returned (authority may not be available) to the program through reductions to cost incurred, close-outs, loan repayments, rescissions, and special education local plan area transfers.

** 2022 Totals does not reflect any reallocation of authority. For current availability of bond authority, see Status of Funds.

Fund Recoveries* – as of April 26, 2023 SAB

(Totals represented in millions of dollars)



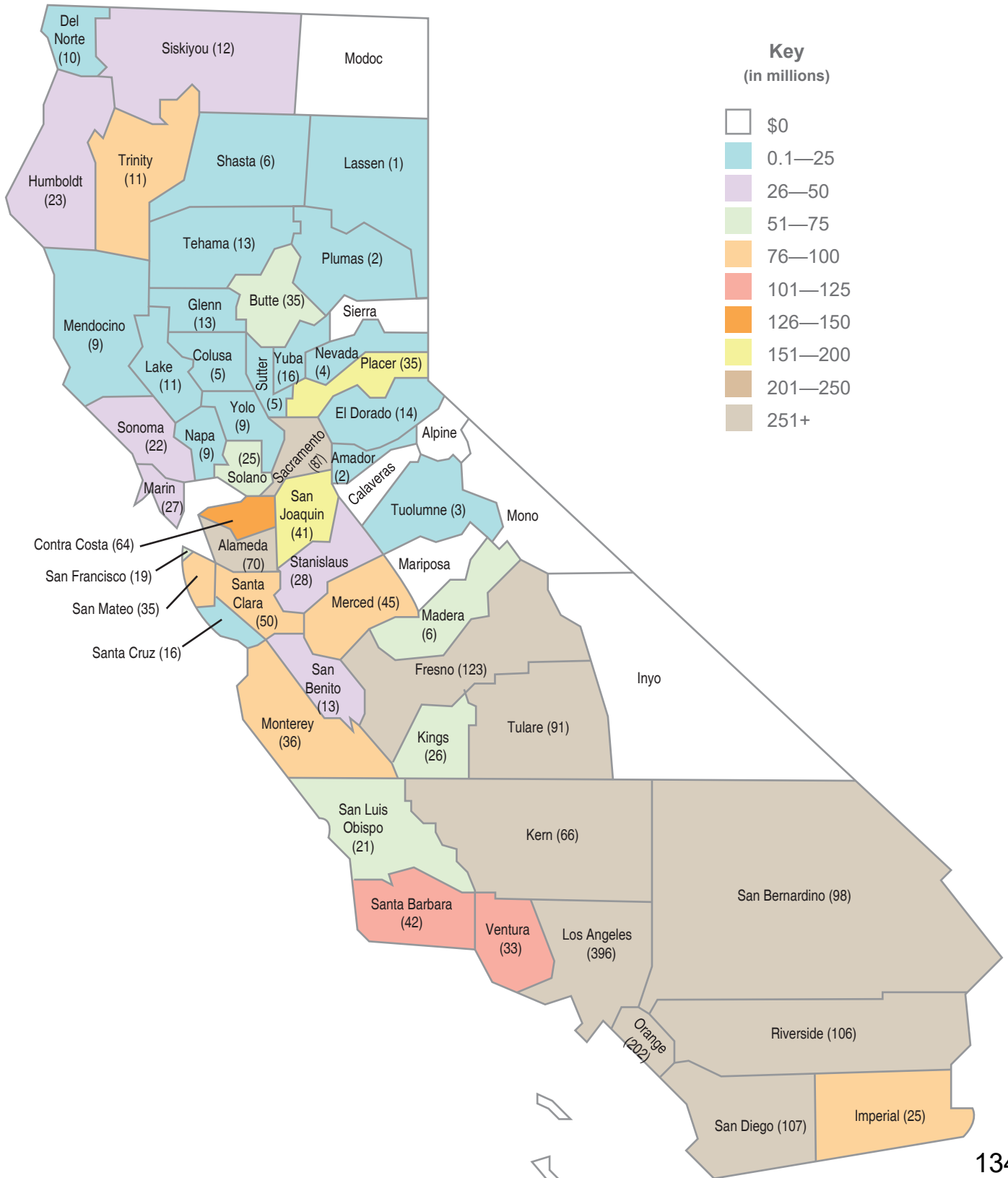
| April 2023 | 1A | 47 | 55 | 1D | 51 | Totals | 2023 Totals** |
|---------------|-----|-----------|-----------|-----------|-----------|-------------|---------------|
| NC | \$0 | \$0 | \$0 | \$0 | \$0 | \$0 | \$48,436 |
| Seismic | \$0 | \$0 | \$0 | \$48,279 | \$0 | \$48,279 | \$48,279 |
| Modernization | \$0 | \$0 | \$0 | \$0 | \$162,043 | \$162,043 | \$564,872 |
| Charter | \$0 | \$594,661 | \$698,061 | \$583,878 | \$8,955 | \$1,885,554 | \$4,610,911 |
| COS | \$0 | \$0 | \$0 | \$0 | \$0 | \$0 | \$0 |
| CTE | \$0 | \$0 | \$0 | \$0 | \$0 | \$0 | \$0 |
| HP | \$0 | \$0 | \$0 | \$0 | \$0 | \$0 | \$0 |
| Hardship | \$0 | \$0 | \$0 | \$0 | \$0 | \$0 | \$0 |
| ORG | \$0 | \$0 | \$0 | \$0 | \$0 | \$0 | \$0 |
| Total | | | | | | \$2,095,876 | \$5,272,498 |

*Includes bond proceeds returned (authority may not be available) to the program through reductions to cost incurred, close-outs, loan repayments, rescissions, and special education local plan area transfers.

** 2023 Totals does not reflect any reallocation of authority. For current availability of bond authority, see Status of Funds.

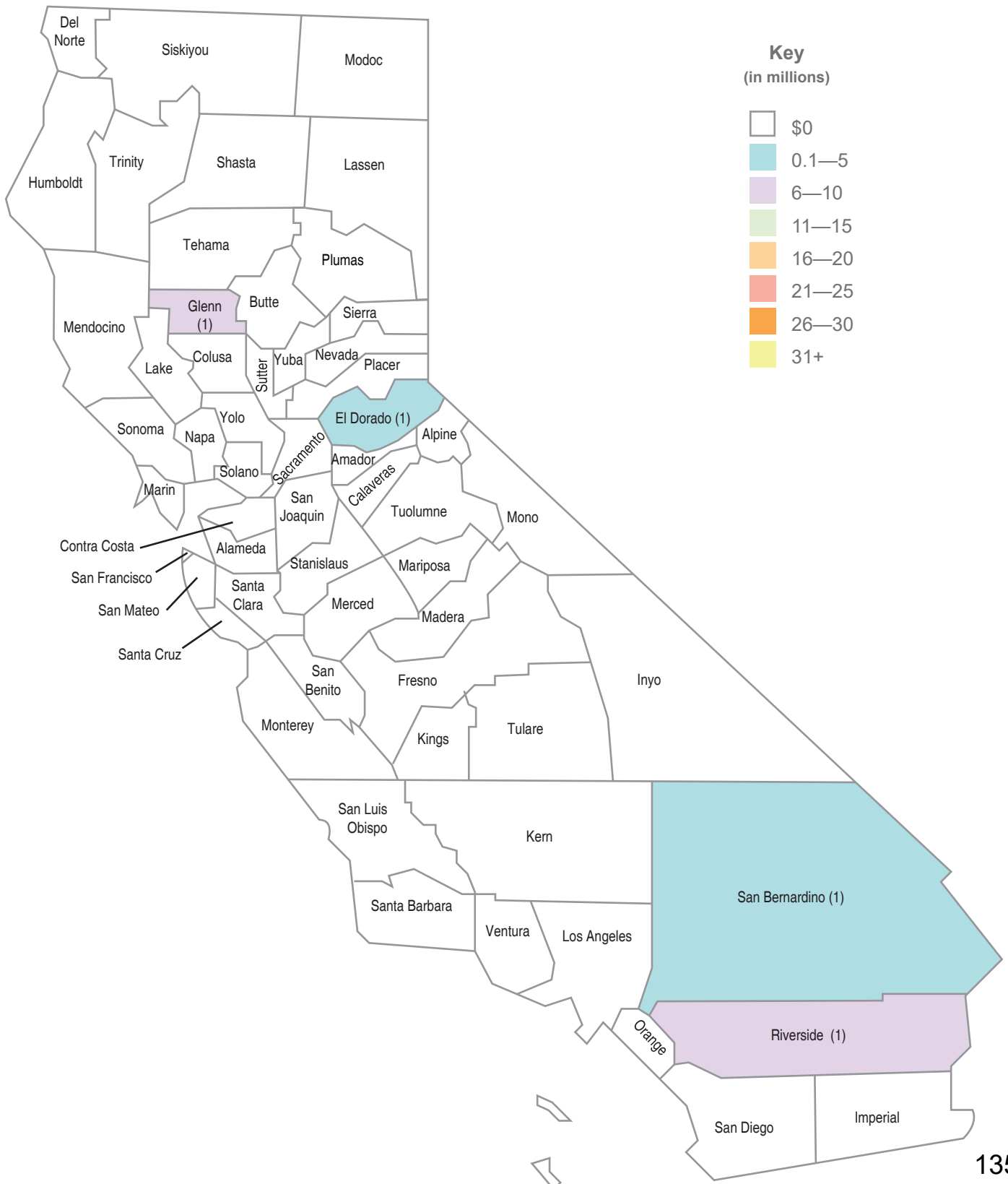
School Facility Program Proposition 51 Apportionments by County

The graphic below displays the amount Apportioned (\$6.7 billion) for 2,170 School Facility Program projects from 451 school districts as of April 30, 2023. The data includes only bond authority provided by Proposition 51 approved by voters in November 2016.



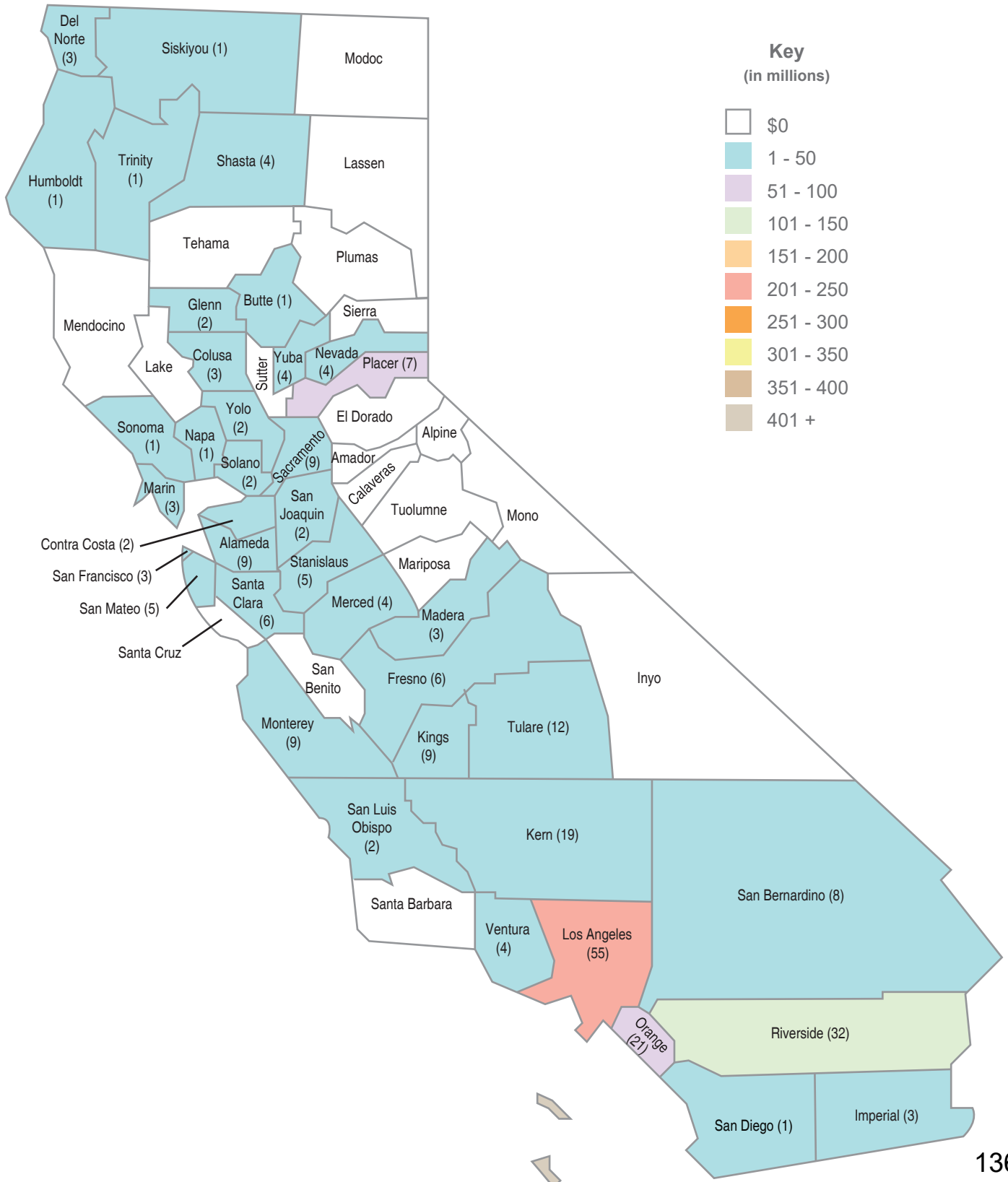
School Facility Program Proposition 51 Unfunded Approvals by County

The graphic below displays the amount of Unfunded Approvals (\$19.6 million) for 4 School Facility Program projects from 4 school districts as of April 30, 2023. The data includes only bond authority provided by Proposition 51 approved by voters in November 2016.



School Facility Program Proposition 51 Current Workload by County

The graphic below displays the Office of Public School Construction's Workload List for New Construction and Modernization (\$866.4 million) for 266 School Facility Program projects from 123 school districts as of April 30, 2023. The projects are anticipated to be allocated from bond authority provided by Proposition 51 approved by voters in November 2016.



**Proposition 51 Distribution
As of 4/30/2023**

| County | Apportioned | | Unfunded | | Workload List | |
|-----------------|---------------|----------------------------|---------------|-------------------------|---------------|--------------------------|
| | Project Count | Dollar Amount | Project Count | Dollar Amount | Project Count | Dollar Amount |
| Alameda | 70 | \$ 283,468,431.99 | 0 | \$ - | 9 | \$ 42,354,472.60 |
| Alpine | 0 | \$ - | 0 | \$ - | 0 | \$ - |
| Amador | 2 | \$ 5,892,241.00 | 0 | \$ - | 0 | \$ - |
| Butte | 35 | \$ 71,788,790.20 | 0 | \$ - | 1 | \$ 271,613.00 |
| Calaveras | 0 | \$ - | 0 | \$ - | 0 | \$ - |
| Colusa | 5 | \$ 10,522,245.33 | 0 | \$ - | 3 | \$ 3,739,087.00 |
| Contra Costa | 64 | \$ 145,861,126.45 | 0 | \$ - | 2 | \$ 3,373,134.00 |
| Del Norte | 10 | \$ 4,388,966.60 | 0 | \$ - | 3 | \$ 7,435,447.00 |
| El Dorado | 14 | \$ 24,108,987.00 | 1 | \$ 1,522,341.00 | 0 | \$ - |
| Fresno | 123 | \$ 353,254,502.85 | 0 | \$ - | 6 | \$ 2,036,267.00 |
| Glenn | 13 | \$ 22,115,557.00 | 1 | \$ 6,685,657.00 | 2 | \$ 2,292,582.80 |
| Humboldt | 23 | \$ 46,530,392.93 | 0 | \$ - | 1 | \$ 2,151,390.00 |
| Imperial | 25 | \$ 89,231,725.14 | 0 | \$ - | 3 | \$ 22,269,273.00 |
| Inyo | 0 | \$ - | 0 | \$ - | 0 | \$ - |
| Kern | 66 | \$ 272,159,301.81 | 0 | \$ - | 19 | \$ 41,780,520.75 |
| Kings | 26 | \$ 55,126,018.37 | 0 | \$ - | 9 | \$ 18,155,569.40 |
| Lake | 11 | \$ 15,388,737.00 | 0 | \$ - | 0 | \$ - |
| Lassen | 1 | \$ 38,056.00 | 0 | \$ - | 0 | \$ - |
| Los Angeles | 396 | \$ 1,128,278,700.77 | 0 | \$ - | 55 | \$ 234,310,019.20 |
| Madera | 6 | \$ 71,414,798.50 | 0 | \$ - | 3 | \$ 5,253,309.20 |
| Marin | 27 | \$ 43,910,974.00 | 0 | \$ - | 3 | \$ 3,174,514.60 |
| Mariposa | 0 | \$ - | 0 | \$ - | 0 | \$ - |
| Mendocino | 9 | \$ 8,660,129.63 | 0 | \$ - | 0 | \$ - |
| Merced | 45 | \$ 94,751,227.56 | 0 | \$ - | 4 | \$ 4,557,631.00 |
| Modoc | 0 | \$ - | 0 | \$ - | 0 | \$ - |
| Mono | 0 | \$ - | 0 | \$ - | 0 | \$ - |
| Monterey | 36 | \$ 90,173,952.74 | 0 | \$ - | 9 | \$ 8,399,541.40 |
| Napa | 9 | \$ 25,723,202.78 | 0 | \$ - | 1 | \$ 4,042,028.00 |
| Nevada | 4 | \$ 7,775,511.00 | 0 | \$ - | 3 | \$ 6,168,908.60 |
| Orange | 202 | \$ 819,186,811.02 | 0 | \$ - | 21 | \$ 59,014,950.60 |
| Placer | 35 | \$ 171,897,198.31 | 0 | \$ - | 7 | \$ 63,730,397.80 |
| Plumas | 2 | \$ 2,651,823.00 | 0 | \$ - | 0 | \$ - |
| Riverside | 106 | \$ 484,688,310.19 | 1 | \$ 7,984,151.67 | 32 | \$ 143,368,276.80 |
| Sacramento | 87 | \$ 265,579,219.96 | 0 | \$ - | 9 | \$ 40,202,230.00 |
| San Benito | 13 | \$ 45,251,691.57 | 0 | \$ - | 0 | \$ - |
| San Bernardino | 98 | \$ 276,093,872.95 | 1 | \$ 3,414,190.00 | 8 | \$ 31,955,553.00 |
| San Diego | 107 | \$ 424,437,643.52 | 0 | \$ - | 1 | \$ 3,018,181.00 |
| San Francisco | 19 | \$ 73,551,159.11 | 0 | \$ - | 3 | \$ 19,373,311.60 |
| San Joaquin | 41 | \$ 157,617,564.25 | 0 | \$ - | 2 | \$ 5,355,854.20 |
| San Luis Obispo | 21 | \$ 52,806,983.32 | 0 | \$ - | 2 | \$ 4,625,336.00 |
| San Mateo | 35 | \$ 96,730,135.77 | 0 | \$ - | 3 | \$ 4,319,245.20 |
| Santa Barbara | 42 | \$ 109,417,353.21 | 0 | \$ - | 0 | \$ - |
| Santa Clara | 50 | \$ 93,004,207.41 | 0 | \$ - | 6 | \$ 15,531,296.80 |
| Santa Cruz | 16 | \$ 23,253,099.00 | 0 | \$ - | 0 | \$ - |
| Shasta | 6 | \$ 7,366,411.00 | 0 | \$ - | 4 | \$ 1,790,056.75 |
| Sierra | 0 | \$ - | 0 | \$ - | 0 | \$ - |
| Siskiyou | 12 | \$ 31,236,288.50 | 0 | \$ - | 1 | \$ 2,036,393.00 |
| Solano | 25 | \$ 57,690,418.00 | 0 | \$ - | 2 | \$ 2,882,437.00 |
| Sonoma | 22 | \$ 28,730,101.15 | 0 | \$ - | 1 | \$ 264,042.00 |
| Stanislaus | 28 | \$ 37,746,689.45 | 0 | \$ - | 5 | \$ 6,425,627.05 |
| Sutter | 5 | \$ 6,965,413.00 | 0 | \$ - | 0 | \$ - |
| Tehama | 13 | \$ 25,212,542.29 | 0 | \$ - | 0 | \$ - |
| Trinity | 11 | \$ 89,165,825.19 | 0 | \$ - | 1 | \$ 734,550.00 |
| Tulare | 92 | \$ 273,186,915.25 | 0 | \$ - | 12 | \$ 30,166,946.35 |
| Tuolumne | 3 | \$ 6,366,544.00 | 0 | \$ - | 0 | \$ - |
| Ventura | 33 | \$ 101,610,873.00 | 0 | \$ - | 4 | \$ 10,996,214.60 |
| Yolo | 10 | \$ 19,287,572.00 | 0 | \$ - | 2 | \$ 2,668,315.20 |
| Yuba | 16 | \$ 6,519,501.34 | 0 | \$ - | 4 | \$ 6,143,873.00 |
| Total | 2,170 | \$ 6,657,815,743.41 | 4 | \$ 19,606,339.67 | 266 | \$ 866,368,396.50 |

**School Facility Program Bond Authority from
Proposition 51 and General Fund**

(in millions of dollars, as of April 30, 2023)

New Construction

Legend

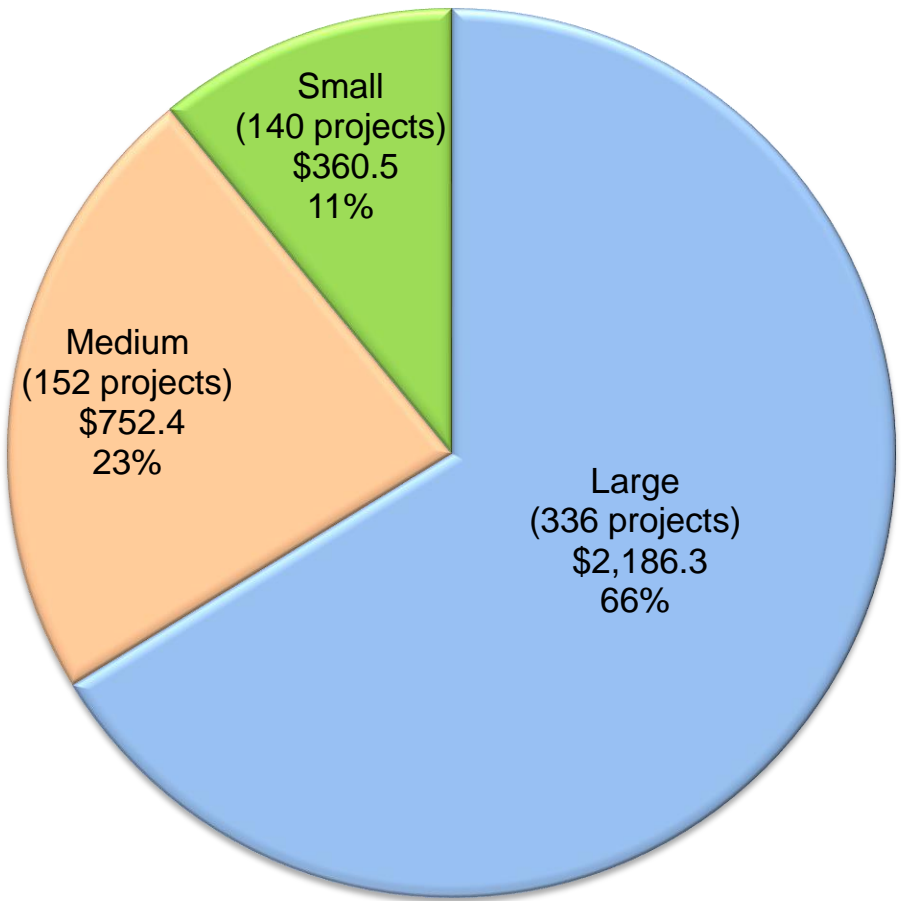
Small School Districts – ADA < 2,500 pupils

Medium School Districts – ADA > 2,500 pupils < 10,000 pupils

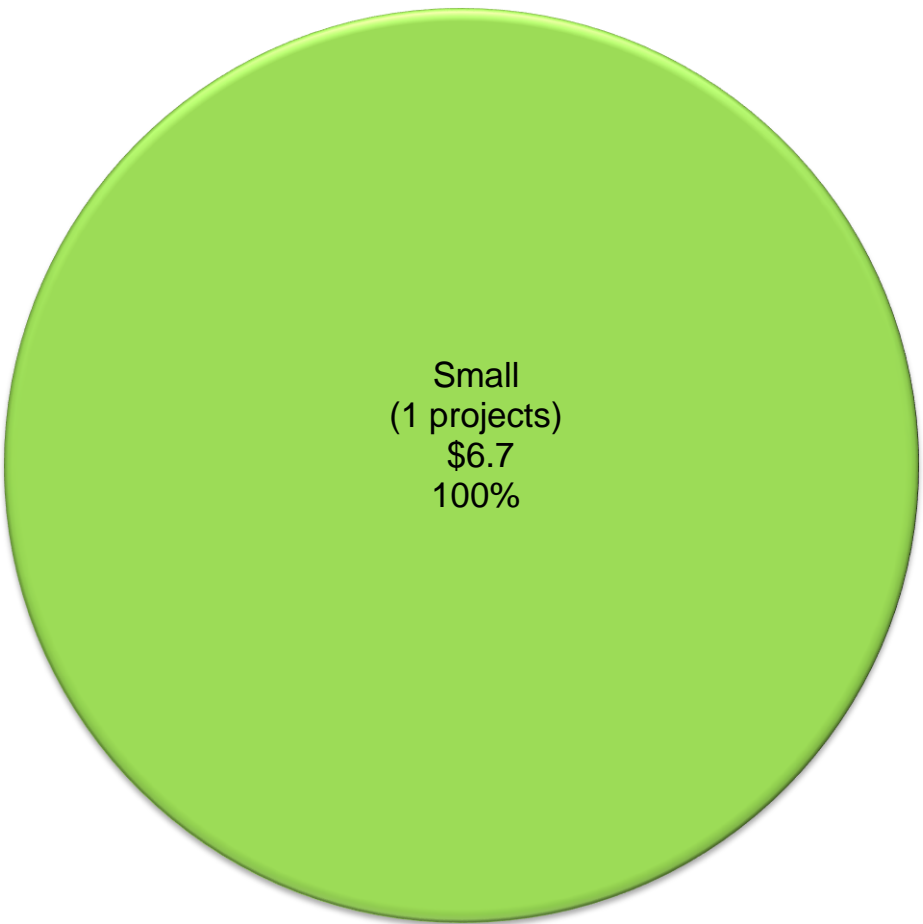
Large School Districts – ADA > 10,000 pupils

District Size (based on 2022/23 Enrollment)
(# of projects)
(in millions)

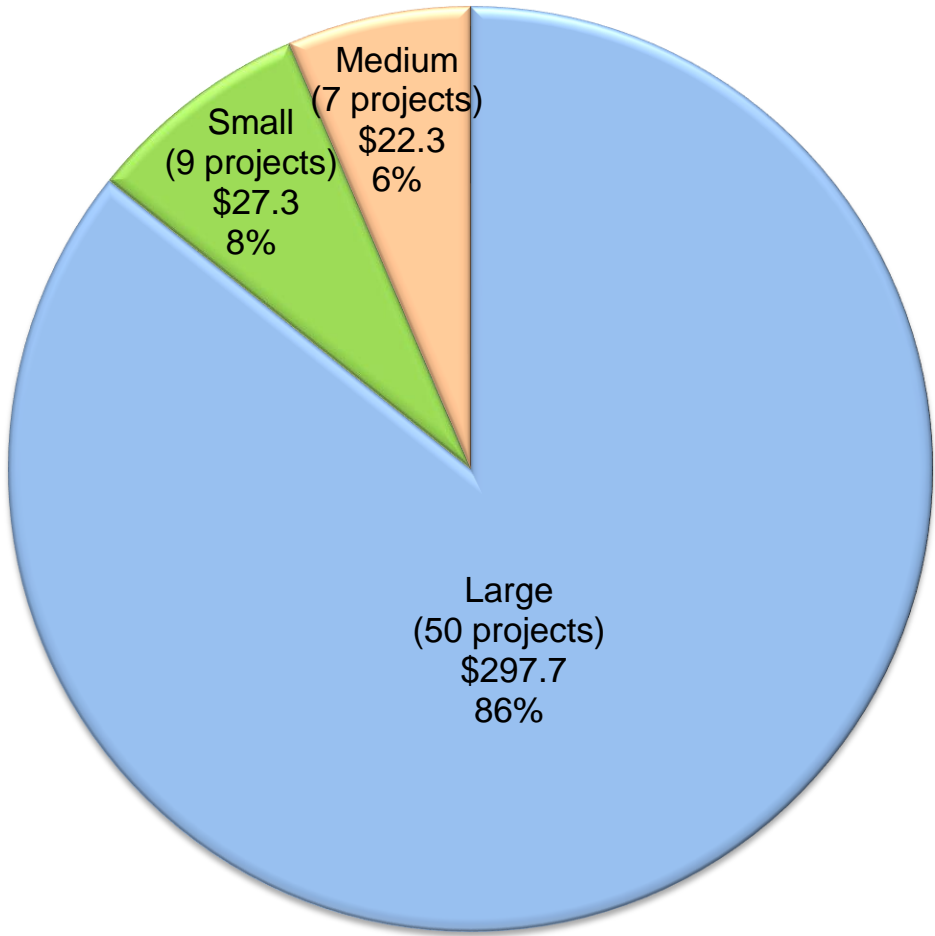
APPORTIONED



UNFUNDED



CURRENT WORKLOAD



School Facility Program Bond Authority from
Proposition 51 and General Fund
(in millions of dollars, as of April 30, 2023)

Modernization

Legend

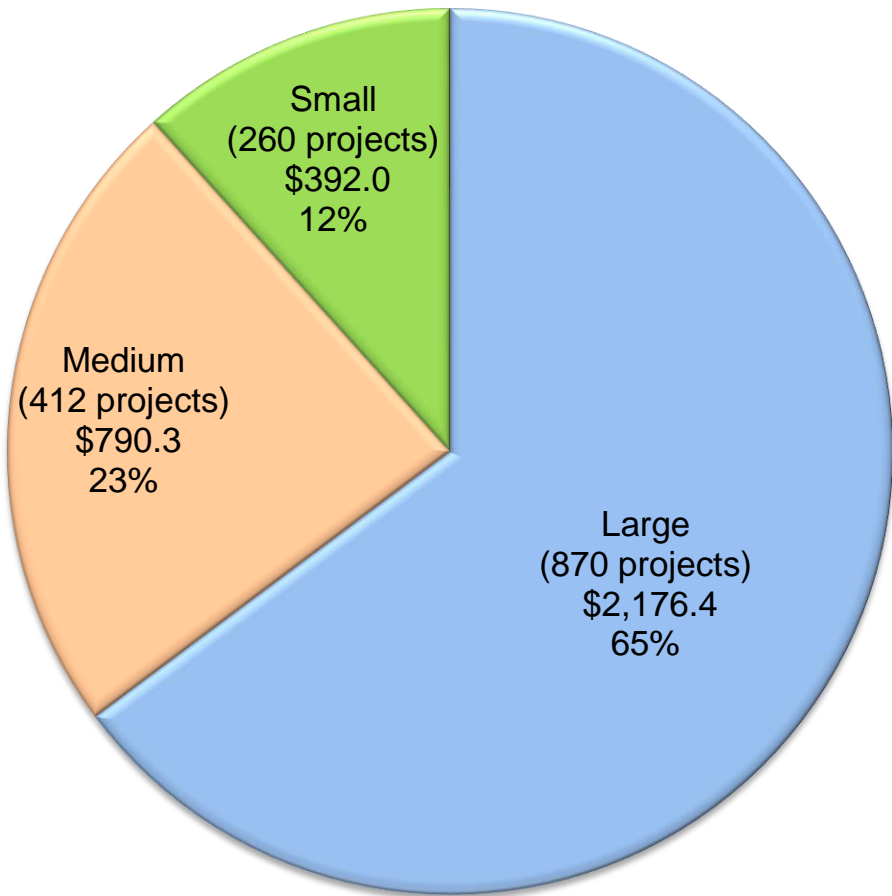
Small School Districts – ADA < 2,500 pupils

Medium School Districts – ADA > 2,500 pupils < 10,000 pupils

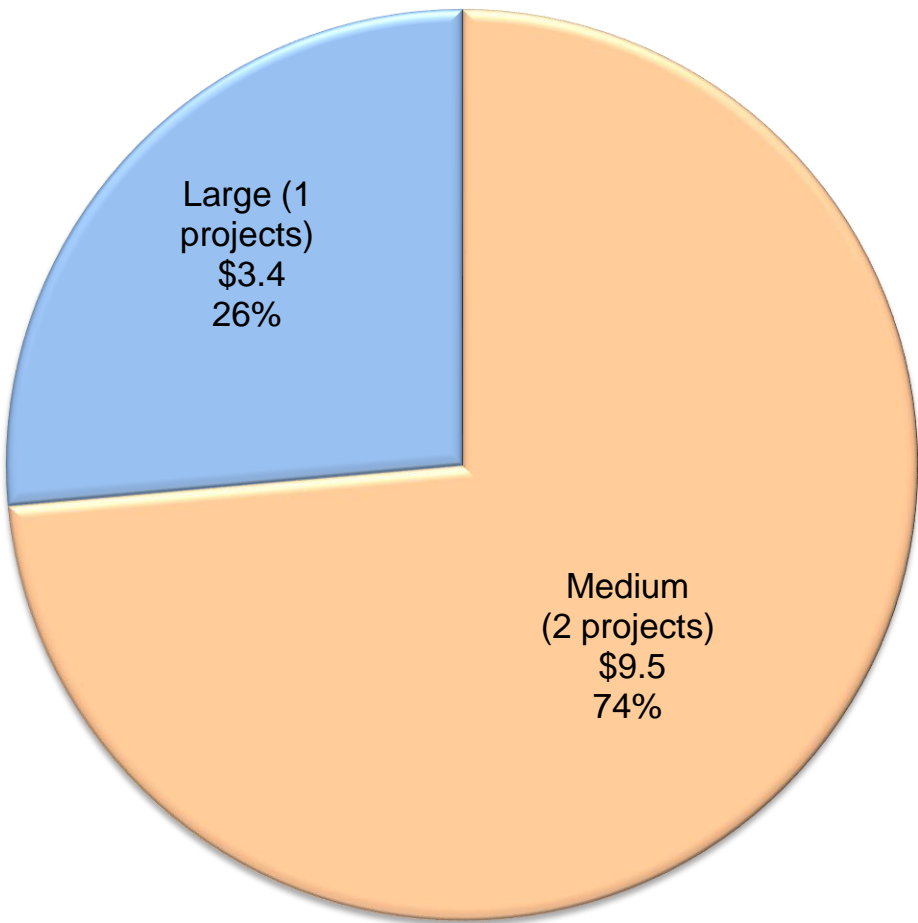
Large School Districts – ADA > 10,000 pupils

District Size (based on 2022/23 Enrollment)
(# of projects)
(in millions)

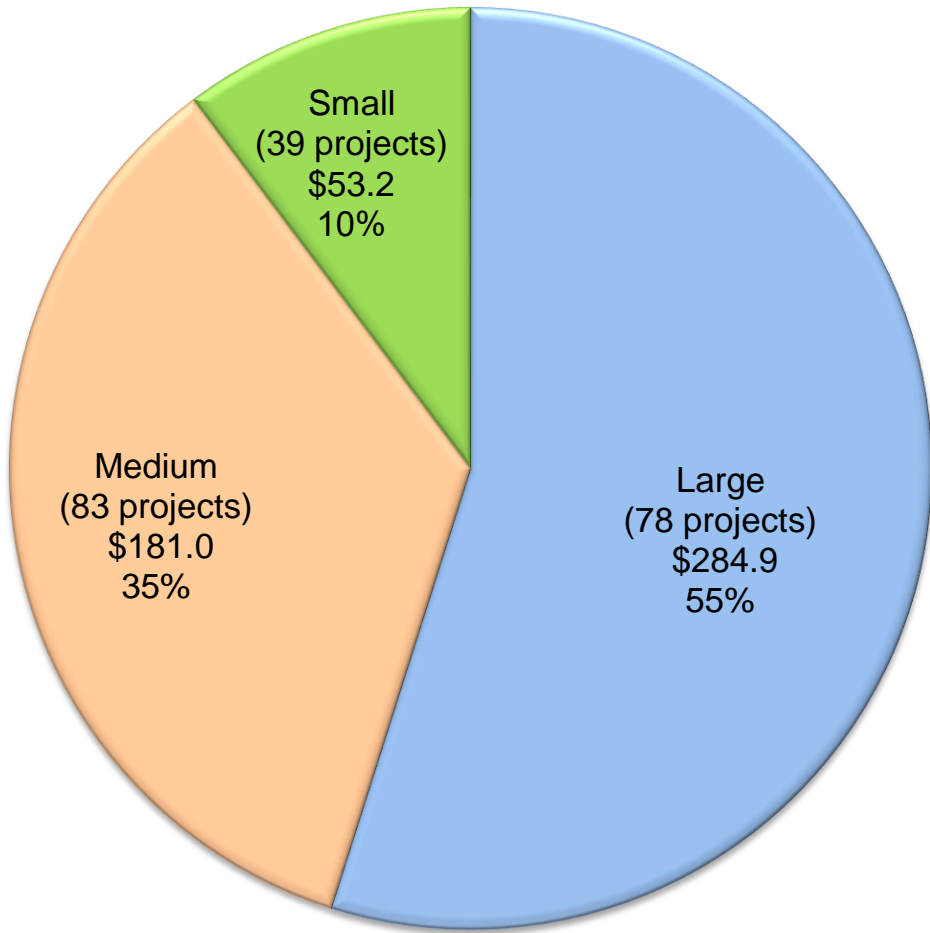
APPORTIONED



UNFUNDED



CURRENT WORKLOAD



Unique School Districts (USD) Receiving Proposition 51 and General Fund Funds

(As of April 30, 2023)

New Construction

| 2022/23 Enrollment | School Districts Statewide | | |
|---|----------------------------|------|------------|
| | # | % | Enrollment |
| Small – ADA < 2,500 pupils | 581 | 57% | 412,361 |
| Medium – ADA > 2,500 pupils < 10,000 pupils | 275 | 27% | 1,435,750 |
| Large – ADA > 10,000 pupils | 162 | 16% | 4,004,433 |
| | 1,018 | 100% | 5,852,544 |

| Apportioned | | | | | |
|-------------|------------|------------------|----------|----------------|-------------|
| # of USD | Enrollment | \$ Amount | By Size* | Size vs. All** | Students*** |
| 75 | 74,541 | \$ 360,507,923 | 30.9% | 7.4% | 1.3% |
| 81 | 435,051 | \$ 752,380,551 | 33.3% | 8.0% | 7.4% |
| 87 | 2,500,831 | \$ 2,186,277,347 | 35.8% | 8.5% | 42.7% |
| 243 | 3,010,423 | \$ 3,299,165,821 | 100.0% | 23.9% | 51.4% |

| Unfunded | | | | | |
|----------|------------|--------------|----------|----------------|-------------|
| # of USD | Enrollment | \$ Amount | By Size* | Size vs. All** | Students*** |
| 1 | 199 | \$ 6,685,657 | 100.0% | 0.1% | 0.0% |
| 0 | 0 | \$ - | 0.0% | 0.0% | 0.0% |
| 0 | 0 | \$ - | 0.0% | 0.0% | 0.0% |
| 1 | 199 | \$ 6,685,657 | 100.0% | 0.1% | 0.0% |

| Workload | | | | | |
|----------|------------|----------------|----------|----------------|-------------|
| # of USD | Enrollment | \$ Amount | By Size* | Size vs. All** | Students*** |
| 9 | 6,582 | \$ 27,328,725 | 20.0% | 0.9% | 0.1% |
| 7 | 42,347 | \$ 22,296,517 | 15.6% | 0.7% | 0.7% |
| 29 | 1,349,717 | \$ 297,706,043 | 64.4% | 2.8% | 23.1% |
| 45 | 1,398,646 | \$ 347,331,285 | 100.0% | 4.4% | 23.9% |

Modernization

| 2022/23 Enrollment | School Districts Statewide | | |
|---|----------------------------|------|------------|
| | # | % | Enrollment |
| Small – ADA < 2,500 pupils | 581 | 57% | 412,361 |
| Medium – ADA > 2,500 pupils < 10,000 pupils | 275 | 27% | 1,435,750 |
| Large – ADA > 10,000 pupils | 162 | 16% | 4,004,433 |
| | 1,018 | 100% | 5,852,544 |

| Apportioned | | | | | |
|-------------|------------|------------------|----------|----------------|-------------|
| # of USD | Enrollment | \$ Amount | By Size* | Size vs. All** | Students*** |
| 148 | 140,854 | \$ 392,009,525 | 38.5% | 14.5% | 2.4% |
| 129 | 681,447 | \$ 790,268,912 | 33.6% | 12.7% | 11.6% |
| 107 | 3,131,071 | \$ 2,176,371,486 | 27.9% | 10.5% | 53.5% |
| 384 | 3,953,372 | \$ 3,358,649,922 | 100.0% | 37.7% | 67.5% |

| Unfunded | | | | | |
|----------|------------|---------------|----------|----------------|-------------|
| # of USD | Enrollment | \$ Amount | By Size* | Size vs. All** | Students*** |
| 0 | 0 | \$ - | 0.0% | 0.0% | 0.0% |
| 2 | 7,896 | \$ 9,506,493 | 66.7% | 0.2% | 0.1% |
| 1 | 50,434 | \$ 3,414,190 | 33.3% | 0.1% | 0.9% |
| 3 | 58,330 | \$ 12,920,683 | 100.0% | 0.3% | 1.0% |

| Workload | | | | | |
|----------|------------|----------------|----------|----------------|-------------|
| # of USD | Enrollment | \$ Amount | By Size* | Size vs. All** | Students*** |
| 26 | 25,327 | \$ 53,178,615 | 27.4% | 2.6% | 0.4% |
| 38 | 232,224 | \$ 180,980,140 | 40.0% | 3.7% | 4.0% |
| 31 | 1,480,873 | \$ 284,878,357 | 32.6% | 3.0% | 25.3% |
| 95 | 1,738,424 | \$ 519,037,112 | 100.0% | 9.3% | 29.7% |

*Percentage of funding to small, medium or large school districts

** Percentage of funding to small, medium, and large school district vs. all school districts statewide

***Percentage of students statewide

Appeal Items

SCHOOL DISTRICT DATA

School District: Brawley Elementary
Application Number: 50/63073-00-002
Total District Enrollment: 3,868

County: Imperial
School Name: La Paloma Middle School
Project Grade Level: 6-8
Financial Hardship: No

PURPOSE OF REPORT

To present the Brawley Elementary School District's (District) request to approve a change in scope for a School Facility Program (SFP) application that received New Construction funding at La Paloma Middle School.

DESCRIPTION

On June 6, 2022, the District received an Unfunded Approval in the amount of \$15,643,017.47 for a SFP New Construction project for the construction of the La Paloma Middle School on a new site. The project as originally approved consisted of a new school campus with six buildings, including a gymnasium.

Encountering increasing construction costs that caused funding constraints in the project, the District revised a portion of the project as a cost savings measure. The revisions remove the Gymnasium Building from the project, but with an intention to build it in the future, as well moving two classrooms originally planned to be part of the Gymnasium Building to Classroom Building 3 instead. The Division of the State Architect (DSA) reviewed and issued approval for this revision to the plan set on March 24, 2023. The California Department of Education (CDE) issued plan approval for the revisions on May 12, 2023.

The District submitted a *School District Appeal Request* (Form SAB 189) on January 31, 2023 for State Allocation Board (Board) approval of a scope change for a portion of the project that differs from what was originally submitted by the District, with the change being the exclusion of the Gymnasium Building and the relocation of two classrooms from the Gymnasium Building to Classroom Building 3.

The reduction in scope impacts the funding that the application is eligible to receive for the reduced site development resulting in a decrease of \$198,850.00 in the Total Project Cost (state and district share).

AUTHORITY

See Attachment A.

BACKGROUND

The Brawley Elementary School District is a K-8 school district located in the City of Brawley in Imperial County. The District currently serves a student population of 3,868.

After obtaining the necessary plan approvals from DSA and the California Department of Education (CDE), the District submitted a SFP New Construction application to OPSC on September 12, 2018 for the construction of the La Paloma Middle School on a new site with no existing facilities. The original plan set (DSA Application Number 04-116828) included construction of six buildings (Buildings 1 through 6) as well as related site development work to prepare the new site.

This plan set also includes four classrooms that will be run by the Imperial County Office of Education (COE). Imperial COE submitted a separate full-funding SFP application for new construction funding requesting funding for these four classrooms on the La Paloma Middle School site on September 14, 2018. The construction of those four classrooms will be funded exclusively by the Imperial COE.

The District's project was approved for placement on the Unfunded List (Lack of AB 55 Loans) on June 6, 2022 and then was approved for an Apportionment on October 26, 2023. The \$15,643,017.47 awarded for the project reflects the project scope as it was originally submitted.

In early November 2022, the District informed staff that they were encountering funding constraints for the project and that they made the decision to reduce the project scope as a cost savings measure. The District worked with the Division of the State Architect (DSA) and California Department of Education (CDE) to obtain the necessary approvals of the updated project plan set.

The District submitted a *School District Appeal Request* (Form SAB 189) on January 31, 2023 requesting that the Board approve a reduction of scope involving the exclusion of the Gymnasium Building from the original scope of work and the relocation of two classrooms originally designed within the Gymnasium Building to be located within Classroom Building 3 instead. The scope change did not change the total classrooms constructed in the project.

Status of the Project

The District obtained updated DSA plan approval on March 24, 2023 and updated CDE plan approval on May 12, 2023. Construction for the project is currently underway, and the District anticipates completing the project in June 2024 and occupying the new site in August 2024.

STAFF ANALYSIS/STATEMENTS

District Position

The District requests approval of a change in scope for the following considerations:

- “Due to funding constraints, the District has excluded the gym from the project scope, with plans to construct it in the future.”

The full text of the District’s request is included as Attachment B.

Staff Position

The District requests to amend the originally approved scope of work of its SFP New Construction funding application (50/63073-00-002). The District is requesting to reduce the project scope by excluding the construction of the Gymnasium Building and relocating two classrooms from the Gymnasium Building to Classroom Building 3 instead.

Applications for funding for the construction of a project are accompanied by CDE and DSA approved plans. The Board’s approval of the project funding is full and final and based on the plans accompanying the project. Flexibility is recognized as part of SFP projects; however, the intent or project scope must be maintained. In some extenuating circumstances, staff may present a school district’s request for a scope change to the Board.

General guidelines for scope changes have been in place since 2005. A change of scope in certain situations may be permitted if the following conditions are met:

- CDE and DSA have approved the changes in the plans.
- The amended project meets the 60 percent commensurate requirement.
- The original intent/purpose of the project is maintained.

Staff reviewed the District’s request and determined that the outcome of the scope change still meets all criteria to qualify for the SFP New Construction Program. The majority of the remaining scope of work was included in the original DSA and CDE plan approvals. The District included the gymnasium as a bid alternate and worked with DSA to obtain approval of a revision to the original plan set to remove the gymnasium and relocate two classrooms. Staff has analyzed the revised plans and determined that the change request will require a slight reduction in site development grants but will not impact the pupil grant funding for this project as the redesign did not change the total number of classrooms built in the project. No additional funding has been requested by the District, and no discernable funding advantage would result from the Board’s approval of the District’s appeal.

During the processing of the appeal request for the reduced scope, the District provided updated site development documentation that reflected site development costs associated with the scope change to remove the construction of the Gymnasium Building and relocate two classrooms from the Gymnasium to Classroom Building 3 instead. Staff reviewed this updated documentation and determined that the change in scope results in a net decrease of \$99,425.00 to the Service Site Development grant and an overall net decrease of \$198,850.00 to the Total Project Cost.

STAFF ANALYSIS/STATEMENTS (cont.)

Additionally, Staff has determined that the reduced project scope does not result in any other changes to the requested or approved funding amounts because the District is still able to meet the 60 percent commensurate requirement. The 60 percent commensurate requirement states that school districts must demonstrate that the estimated construction costs in its project are equal to or greater than 60 percent of the combined State Share and District Share for the project, less site acquisitions costs. Staff determined that the construction cost of the reduced project scope is still greater than 60 percent of the combined State Share and District Share funding amount that was previously approved by the Board at the June 6, 2022 meeting.

Conclusion

Staff supports the District's request for a scope change removing the construction of the Gymnasium Building and relocating two classrooms from the Gymnasium Building to Classroom Building 3 for New Construction project 50/63073-00-002. The appeal request is consistent with other scope change requests for Board consideration when updated plan approvals are required by DSA and/or CDE to ensure line jumping is not an issue. The reduced project scope still meets all necessary criteria to qualify for the New Construction Program.

The resulting facilities and site work included in the new construction plans are generally consistent with the original scope of the project. The total number of classrooms in the project remain the same. Therefore, the scope change does not result in any change to the pupil grant funding amount of the previously approved Unfunded Approval and Apportionment. The scope change does result in a net decrease of \$99,425.00 to the Service Site Development grant. A funding item corresponding to the grant reduction is shown on Attachment C.

RECOMMENDATION

Approve the District's appeal request for OPSC Application Number 50/63073-00-002, resulting in a reduction in the Total Project Cost in the amount of \$198,850.00, as shown on Attachment C.

ATTACHMENT A

AUTHORITY

Education Code Section 17072.35.

A grant for new construction may be used for any and all costs necessary to adequately house new pupils in any approved project, and those costs may only include the cost of design, engineering, testing, inspection, plan checking, construction management, site acquisition and development, evaluation and response action costs relating to hazardous substances at a new or existing schoolsite, demolition, construction, acquisition and installation of portable classrooms, landscaping, necessary utility costs, utility connections and other fees, equipment including telecommunication equipment to increase school security, furnishings, and the upgrading of electrical systems or the wiring or cabling of classrooms in order to accommodate educational technology. A grant for new construction may also be used to acquire an existing government or privately owned building, or a privately financed school building, and for the necessary costs of converting the government or privately owned building for public school use. A grant for new construction may also be used for the costs of designs and materials that promote the efficient use of energy and water, the maximum use of natural lighting and indoor air quality, the use of recycled materials and materials that emit a minimum of toxic substances, the use of acoustics conducive to teaching and learning, and other characteristics of high performance schools.

SFP Regulation Section 1859.2. Definitions

For the purpose of these regulations, the terms set forth below shall have the following meanings, subject to the provisions of the Act:

....

“Approved Application(s)” means a district has submitted the application and all documents to the Office of Public School Construction that are required to be submitted with the application as identified in the General Information Section of Forms SAB 50-01; SAB 50-02; SAB 50-03; and SAB 50-04, as specified in Section 1859.2.

....

“Form SAB 50-04” means the *Application For Funding*, Form SAB 50-04 (Revised 05/20), which is incorporated by reference.

...

“New Construction Grant” means the funding provided pursuant to Education Code Section 17072.10(a) and Sections 1859.71 and 1859.71.1.

SFP Regulation Section 1859.21. SFP Application for Funding.

A School District seeking funding for a modernization or new construction project shall complete and file with the OPSC, the Form SAB 50-04.

ATTACHMENT B

STATE OF CALIFORNIA

SCHOOL DISTRICT APPEAL REQUEST

STATE ALLOCATION BOARD
OFFICE OF PUBLIC SCHOOL CONSTRUCTION

SAB 189 (REV 10/09)

Page 2 of 2

| | |
|--|---------------------------------------|
| SCHOOL DISTRICT Brawley Elemenatary | APPLICATION NUMBER 50/63073-00-002 |
| SCHOOL NAME La Paloma Middle | COUNTY Imperial |
| DISTRICT REPRESENTATIVE Rauna Fox | E-MAIL ADDRESS rfox@besd.org |

Purpose of Request:

The Brawley Elementary School District requests to reduce the scope of La Paloma Middle School to exclude the gym due to funding constraints.

Basis of Request:

- ☐ Law (Statute) _____
- ☐ Regulation _____
- ☒ Other (specify) Change of Scope _____

Description:

The Brawley Elementary School District received an apportionment for La Paloma Middle School on June 6, 2022 in the amount of \$15,643,017.47 with a District match of \$15,643,017.47 for total project eligibility of \$31,286,034.94. In addition, the Imperial County Office of Education was apportioned \$4,433,168 (includes financial hardship) for four of the classrooms included in the plans. The total project eligibility for La Paloma was \$35,719,202.94.

Due to the bid climate, the gym was included as a bid alternate. The guaranteed maximum price, excluding the gym, was \$48,129,175. Developer fees and other capital facility funds will be used to account for the shortfall of \$12,409,972.06. Due to funding constraints, the District has excluded the gym from the project scope, with plans to construct it in the future. The District plans to temporarily use unoccupied classrooms to provide the necessary essential services that typically take place in the gym. The attached site development estimate has been revised to exclude site development costs related exclusively to the gym for a total reduction of \$243,524.50 for a State grant reduction of \$121,752.25 (50% of total).

WORK OF AUTHORIZED DISTRICT REPRESENTATIVE



DATE

4/19/2023

| APPLICANT DATA |
|----------------|
|----------------|

| | | | |
|------------------------|--------------------|----------------------|---------------|
| Applicant: | Brawley Elementary | PTN: | 63073 - 11 |
| Application No: | 50/63073-00-002 | County: | Imperial |
| School Name: | La Paloma | Filing Basis: | District-wide |

| HISTORY OF PROJECT FUNDING |
|----------------------------|
|----------------------------|

| | Fund Code | Proposition | | Previously Authorized | | Authorized This Action | | State Apportionment This Action |
|---|-----------|-------------|-----------|-----------------------|-----------|------------------------|-----------|---------------------------------|
| <u>State Share</u> | | | | | | | | |
| NC/Add. Grant | 051-500 | 51 | \$ | 15,643,017.47 | \$ | (99,425.00) | \$ | (99,425.00) |
| <u>Applicant Share</u> | | | | | | | | |
| District Contribution | | | | 15,643,017.47 | | (99,425.00) | | |
| Total | | | \$ | 31,286,034.94 | \$ | (198,850.00) | \$ | (99,425.00) |
| Funding Source: Proposition 51 Bonds/2016-Nov. | | | | | | | | |

| APPLICATION DATA |
|------------------|
|------------------|

| PROGRAM GRANT DATA |
|--------------------|
|--------------------|

| | | | | |
|-----------------------------------|-----------------------|--|-----------|----------------------|
| Type of Project: | Middle School | 2% of Appraised or Actual Value | | 25,000.00 |
| Pupils Assigned: | K-6: 189 | Automatic Sprinkler System | \$ | 211,335.00 |
| | 7-8: 405 | Base Grant | \$ | 11,192,844.00 |
| | Non-Severe: 73 | DTSC Fees | \$ | 6,800.00 |
| Number of Classrooms: | 28 | Fire Detection | \$ | 17,458.00 |
| Addition to Existing Site: | No | General Site | \$ | 1,115,260.00 |
| Master Plan Acres: | 14.0 | Geographic Location | \$ | 628,462.00 |
| Recommended Acres: | 11.9 | NC Site Acquisition | \$ | 216,176.47 |
| Proposed Acres: | 17.0 | Off Site | \$ | 1,145,541.00 |
| Geographic Location | 5% | Service Site Development | \$ | 964,590.00 |
| | | Utilities | \$ | 20,126.00 |
| | | Total State Share (50%) | | 15,543,592.47 |
| | | Applicant Share (50%) | | 15,543,592.47 |
| | | Total Project Cost | \$ | 31,087,184.94 |

| STIPULATED TERMS & NEXT STEPS |
|-------------------------------|
|-------------------------------|

This item is being amended due to a change of scope request and is dependent on approval from the Board. The project scope has been reduced from the construction of six buildings including a gymnasium to the construction of five buildings which removes the construction of the Gymnasium Building and relocates two classrooms from the Gymnasium Building to Classroom Building 3. As a result of this change, an amount of \$99,425.00 in the Service Site Development grant, released to the District in 2022, shall be returned to the Office of Public School Construction and corresponding bond authority will be returned to the New Construction Program.

The Applicant shall ensure that it is in compliance with all applicable laws, regulations and certifications it made on the program forms.

The Applicant is required to submit an updated signed Grant Agreement pursuant to School Facility Program Regulations.

The Applicant is responsible for ensuring that the project is compliant with Prevailing Wage Monitoring and/or Labor Compliance Program requirements at the time construction contracts are executed and/or construction commenced.

SCHOOL DISTRICT DATA

School District: Livingston Union
Application Number: 70/65748-00-001
Total District Enrollment: 2,504

County: Merced
School Name: Campus Park Elementary
Project Grade Level: K-5
Financial Hardship: No

PURPOSE OF REPORT

To present the District's request for the State Allocation Board (Board) to approve an extension to the deadline for the District to submit required plan approvals and to approve the retention of the full-funding Apportionment for its Full-Day Kindergarten Facilities Grant Program (FDKFGP) project at Campus Park Elementary School.

DESCRIPTION

On May 26, 2021, the Livingston Union School District (District) received an Apportionment in the amount of \$871,463.00 for a FDKFGP new construction project. As a condition of approval for this FDKFGP project, the District had 12 months from the date of Apportionment to obtain and submit plan approval from the Division of the State Architect (DSA) and the California Department of Education (CDE) as well as a *Fund Release Request* (Form SAB 70-02) to the Office of Public School Construction (OPSC). On August 27, 2021, OPSC released an advancement of \$252,560.00 for design.

The District did not submit the required documentation by the original deadline of May 26, 2022. On April 10, 2023, the District submitted a *School District Appeal Request* (Form SAB 189) requesting that the Board approve an extension to submit the required fund release documentation and allow the project to retain the full-funding Apportionment. Citing difficult issues outside of the District's control, including difficulty in meeting the original deadline due to issues posed by the COVID-19 pandemic, design delays, and extended absence of critical staff, the District is requesting an extension for the deadline to submit the required plan approvals and fund release documentation.

AUTHORITY

See Attachment A.

BACKGROUND

Full-Day Kindergarten Facilities Grant Program

Assembly Bill 1808, the Education Finance: Education Omnibus Trailer Bill, was signed by the Governor on June 27, 2018 and established the FDKFGP, commencing with Education Code Section 17375.

BACKGROUND (cont.)

The FDKFGP allowed school districts that lack the facilities to provide full-day kindergarten to apply for one-time grants to construct new school facilities or retrofit existing facilities for the purpose of providing full-day kindergarten classrooms. Applicants could submit applications for design funding in advance of the District obtaining DSA and CDE approvals.

FDKFGP Advanced Fund Release for Design Conversion Process

A school district that meets the eligibility criteria for a FDKFGP application as stated in the program's regulations but does not yet have the required plan approvals from DSA and CDE at the time of Apportionment may request and receive an advance fund release for design costs.

For projects that receive an Apportionment for an advance fund release for design, FDKFGP Regulation Section 1860.16(f) states that an applicant with this type of project has up to 12 months to submit the required plan approvals from DSA and CDE from the date of the first Apportionment. If the required approvals are not received within 12 months, this FDKFGP Regulation Section states that "the Apportionment shall be rescinded, and the Full-Day Kindergarten Facilities Grant will return to the Program for reallocation".

Application for Funding History

Campus Park Elementary School is an elementary school serving grades Kindergarten through Fifth Grade. This school is in Livingston Union School District, which is a K-8 school district located in Merced County. The District currently serves a student population of 2,504.

On May 30, 2019, the District submitted the *Application for Funding* (Form SAB 70-01) for the Campus Park Elementary project (Application Number 70/65748-00-001) as part of the second filing round of the FDKFGP. This application consisted of the construction of two kindergarten classrooms.

When OPSC was processing the initial wave of applications, the District's application was determined to not have enough preference points to qualify for funding. However, due to multiple withdrawals of other applications that had previously been provided Board approval, the District's project had enough preference points to be brought forward for Board approval. This project was approved by the Board for an advance funding Apportionment for design costs on May 26, 2021, with a State share of \$871,463.00.

With this being an advanced release of funds for design, the District was required to submit the plan approvals from CDE and DSA and Form SAB 70-02 for this application within 12 months from the date the Board approved the Apportionment, which was May 26, 2022.

STAFF ANALYSIS/STATEMENTS

District Position

The District requests approval of a deadline extension to submit the plan approvals and retain the full-funding Apportionment for the project for the following considerations:

- “Due to extenuating circumstances, including the absence of the MOT Director, design delays, supply chain issues due to COVID, and easements, the Livingston Union School District was unable to meet its 12-month deadline to secure DSA and CDE plan approvals and submit a fund release request to OPSC”.
 - More specifically, a facility staff member’s extended absence as well as complications to preparing for the 2021-2022 school year posed by the COVID-19 pandemic resulted in a six-month delay in the hiring of an architect.
 - The District encountered further delays due to supply chain issues that impacted the ability of suppliers to provide estimates to the architect for modular buildings.
 - The District also faced several delays to the design process because of an easement for city water and sewer lines, which necessitated the relocation of the project buildings to a new location.

The full text of the District’s request is included as Attachment B.

Staff Position

The District requests the Board to allow for an extension to the deadline to submit the required plan approvals and to provide a full-funding Apportionment for its FDKFGP New Construction funding application (70/65748-00-001). The District did not submit the required DSA and CDE plan approvals and the fund release documentation within the 12 month timeline outlined in FDKFGP Regulation Section 1860.16. The District explained the various issues outside of their control that impacted their ability to meet the 12 month deadline, including supply chain issues and staffing issues in part posed by the COVID-19 pandemic.

While these issues presented themselves throughout the design process, the District did not communicate with OPSC regarding the difficulties they were experiencing. The District also did not submit an extension request either through the former COVID request form or through a phone call or email communication. The District did not reach out to OPSC to discuss these issues until the end of March 2023, followed by the submittal of an official appeal on April 10, 2023.

As a requirement of obtaining approval for advanced funding for its project, the District signed documents that included certifications that the District understands that the required documentation must be submitted to OPSC within 12 months of the Apportionment date or it would be rescinded.

STAFF ANALYSIS/STATEMENTS (cont.)

More specifically, the District signed and submitted an *Application for Funding* (Form SAB 70-01) on March 11, 2021, which involves a Certification section in which the District certifies, in part, that a District requesting an apportionment with advance funding “will submit a final fund release request with all required approvals within 12 months of apportionment” or the funds will be rescinded.

Additionally, the District also submitted a signed Grant Agreement on August 13, 2021 that notes the following:

“The Grantee will retain the opportunity to submit a valid Fund Release Authorization within [...] 12 months from Apportionment if the Project did not have Division of the State Architect approval at the time of Apportionment. However, if the Grantee does not submit a valid Fund Release Authorization by the applicable deadline, the Apportionment shall be rescinded by the Board.”

Typically, OPSC sends courtesy reminders of upcoming deadline; however, it is ultimately the District responsibility to meet program requirements. OPSC does note that in this instance OPSC did not send reminders to the District or present a rescission item to the Board for approval at the time the deadline was missed in May 2022. OPSC further notes that Staff could have conducted better outreach to the District as the original 12 month deadline was approaching.

The District has been actively working toward completion of the project. The District obtained DSA plan approval in November 2022 and obtained CDE plan approval in May 2023. The District must submit the Form SAB 70-02 to OPSC before requesting the final release of funds, which, due to statute limitations on the funds, must be on or before June 30, 2023.

The District also has awarded contracts for the entire scope of the project, including site work and the modular classroom building. The District began construction for the project in February 2023, with an estimated construction completion date of July 2023. Should the Board approve the District’s request, the District would be ready to submit the rest of the documentation needed to release the remainder of the project funding and is on track to complete the project in July 2023.

Government Code Section 16304.1 states that “disbursements in liquidation of encumbrances may be made before or during the two years following the last day an appropriation is available for encumbrance” and that, upon the end of this two year period, any remaining balance “shall revert to and become a part of the fund from which the appropriation was made”. Once encumbered by the Board, the funds from the 2018-2019 Budget Act must be released before June 30, 2023 or any remaining funds shall be returned to the General Fund. This means that any funds remaining from the 2018-2019 Budget Act must be returned to the State and cannot be given to any other applicant.

STAFF ANALYSIS/STATEMENTS (cont.)

Should the Board approve the District's appeal request, it would ensure that the funding associated with the original project Apportionment from the 2018-2019 Budget Act would remain available for a project that provides needed facilities to fully support the site's full-day kindergarten program, consistent with the original intent of the funds, rather than returning to the General Fund.

Additional Consideration

- In reviewing the DSA-approved plan set for the project, OPSC confirmed that no fire sprinkler work was included in the scope of work. In the Apportionment for advanced funding, the District received supplemental grant funding for costs associated with an Automatic Sprinkler System. The District's funding would need to be adjusted to omit this supplemental grant. Should the Board approve the District's appeal request, the Board must also approve a funding adjustment item that not only reflects an Apportionment of the remaining funding for the project but also amends the funding to omit the Automatic Sprinkler System grant, resulting in a decrease of \$21,200.00 in the Total Project Cost (state and district share).

Conclusion

Staff supports the appeal request. Staff believes that the District did experience significant issues largely outside of their control that impacted their ability to meet the 12 month deadline to submit the fund release documentation. Had the District submitted an extension request as a result of COVID-19 prior to August 25, 2022 when the Executive Officer could grant extensions to regulatory timelines, it is likely that Staff would have granted the request.

Absent Board action, the funding allocated to the District would be reverted to the state's general fund and not be available to construct classrooms to administer full-day kindergarten programs. Should the Board approve the District's request, Staff has prepared a funding shell to remove the Automatic Sprinkler System Grant, resulting in a decrease of \$21,200.00 in the Total Project Cost (state and district share) (Attachment C). Should the Board approve the District's request, the final release of funds would be contingent upon the submittal of a valid Form SAB 70-02 and updated Grant Agreement on or before June 30, 2023, which is the statute limitations on the funds.

BOARD OPTIONS

Under the Rules and Procedures of the State Allocation Board, "Staff is providing the following option for the Board's consideration. A positive vote by six members is required for the Board to take action that is an alternative to Staff's administrative action. Absent a positive vote by six members of the Board, Staff's administrative action will stand, and the school district's appeal will be considered closed."

Board Option: Grant the District's appeal as shown on Attachment C.

ATTACHMENT A
AUTHORITY

Government Code (GC) Section 16304.

An appropriation shall be immediately available for encumbrance or expenditure during the period specified therein, or, if not otherwise limited by law, for three years after the date upon which it first became available for encumbrance or expenditure. An appropriation containing the term “without regard to fiscal years” shall be available for encumbrance from year to year until expended.

An appropriation shall be deemed to be encumbered at the time and to the extent that a valid obligation against the appropriation is created. However, a state agency may estimate encumbrances consistent with the authority of the appropriation, and may make corrections or adjustments to any encumbrance or estimated encumbrance during the liquidation period described in Section 16304.1.

As used in this code and in every other statute heretofore or hereafter enacted, the term “unexpended balance” shall be construed to mean “unencumbered balance.”

Appropriations for the following purposes are exempt from limitations as to period of availability in any appropriation, and shall remain available from year to year until expended:

- (a) Payment of interest and redemption charges on any portion of the bonded debt of the state.
- (b) Transfers of money from any fund for the benefit of elementary schools, high schools, community colleges, the University of California, or any interest and sinking fund in the State Treasury.
- (c) Money transferred to revolving funds specifically created by law, including, but not limited to, the Architecture Revolving Fund and the Water Resources Revolving Fund.
- (d) Appropriations available for the acquisition of real property to the extent that such appropriations have been encumbered by the filing of condemnation proceedings on behalf of the State of California before the expiration of the period of availability of the appropriation.
- (e) Money transferred to and expendable from funds other than the fund in which originally deposited, pursuant to the provisions of law earmarking or appropriating for expenditure certain classes of revenue or other receipts.
- (f) Continuing provisions of law appropriating for specific purposes certain classes of revenue or other receipts, upon their deposit in a particular fund in the State Treasury or upon their collection by an agency of this state.

GC Section 16304.1.

Disbursements in liquidation of encumbrances may be made before or during the two years following the last day an appropriation is available for encumbrance, except in the case of a fund made up of federal funds. Disbursements in liquidation of encumbrances may be made before or during the four years following the last day an appropriation of federal funds is available for encumbrance. Whenever, during either liquidation period,

ATTACHMENT A
AUTHORITY

the Department of Finance determines the purpose for which the appropriation was made is completed and a portion of the appropriation is deemed not necessary, that portion shall, upon order of the Department of Finance, revert to and become a part of the fund from which the appropriation was made. Upon the expiration of two years, or four years in the case of a fund made up of federal funds, following the last day of the period of its availability for encumbrance, the balance in any appropriation shall revert to and become a part of the fund from which the appropriation was made. After reversion, any unpaid encumbrance against the appropriation may be paid from any current appropriations available for the same purposes.

To the extent that an appropriation is exempt from limitations as to periods of availability under Section 16304, it shall not be subject to the provisions of this section.

Full-Day Kindergarten Facilities Grant Program (FDKFGP) Regulation Section 1860.4. Funding Guidelines

(a) For the funding provided pursuant to Section 1860.3(a), funds available for the Program from the 2018-2019 Budget Act must be encumbered by the Board by June 30, 2021. Funds that are not completely encumbered or that return to the Program through project rescissions may be applied as follows:

(1) Any funds that return on or before June 30, 2021, shall be returned to the Full-Day Kindergarten Facilities Grant Program Account and may be used to provide additional Apportionments.

(2) Any funds that return, or remain unencumbered by the Board, after June 30, 2021, shall be returned to the General Fund.

FDKFGP Regulation Section 1860.16. Fund Release Process.

OPSC will release State funds that have been Apportioned by the Board pursuant to Sections 1860.9, 1860.10, 1860.10.2, 1860.10.3 and 1860.12 when the following requirements have been satisfied:

(a) For an advance fund release for design costs, 40 percent of the grant determined in 1860.9(a) or 25 percent of the grant determined in 1860.12(a) will be released once an executed design, or design and site, Grant Agreement, as required by Section 1860.17, has been received by OPSC.

(b) For an advance fund release for two percent site other costs, funds will be released once an executed site, or design and site, Grant Agreement, as required by Section 1860.17, has been received by OPSC.

(c) For an advance fund release for site acquisition costs, other than two percent site other, funds will be released once an executed site, or design and site, Grant Agreement, as required by Section 1860.17, has been received by OPSC and the following requirements have been met:

(1) The School District has entered escrow for the site.

(2) There has been a final appraisal of the site.

(3) The School District received either contingent or final site approval from the California Department of Education.

(4) A complete Form SAB 70-02 has been received by OPSC.

(d) For New Construction Grant or Retrofit Grant funding, all unreleased funds will be released once an executed full grant agreement, as required by Section 1860.17, has been received by OPSC and the following requirements have been met:

ATTACHMENT A
AUTHORITY

- (1) The School District's applicable matching share has already been deposited or expended by the School District for the project, unless the School District meets the requirements for Financial Hardship pursuant to Section 1860.14.
- (2) The School District has entered into a binding contract(s) for the completion of the project.
- (3) The plans and specifications applicable to the state funded project have been approved by DSA.
- (4) If the project includes site acquisition, there has been a final appraisal of the site, the site received written final approval by CDE and the School District has entered escrow for the site.
- (5) A complete Form SAB 70-02 has been received by OPSC.
- (e) For New Construction Grant or Retrofit Grant funding, without a request for an advance release of funds pursuant to Sections 1860.7(a) and 1860.7(c), a complete Fund Release Request (Form SAB 70-02) with all required approvals must be submitted within 180 days of the first Apportionment. If a complete Form SAB 70-02 is not received within 180 days of Apportionment, the Apportionment shall be rescinded.
- (f) For an Apportionment received pursuant to Section 1860.7(b) and 1860.7(d), where submittal of the necessary CDE plan approval and/or DSA-approved plans and specifications were not required at the time the Board granted an Apportionment, the School District has up to 12 months to submit the required approvals from the date of the first Apportionment. If the required submittals are not received within 12 months, the Apportionment shall be rescinded and the Full-Day Kindergarten Facilities Grant will return to the Program for reallocation.
- (g) Subject to available funds, site acquisition grants shall be adjusted based on actual costs prior to the release of funds.
- (h) Prior to fund release, OPSC will verify that the School District has included multilevel classrooms in the plans for the project, if multilevel funding was requested.
- (i) Financial hardship approval status by OPSC for a design and/or site advance will apply to any subsequent funding phases for the project(s) during the same application filing round, as established in Section 1860.6.



April 10, 2023

Lindsey Walden, Program Services Supervisor
Office of Public School Construction
707 Third Street,
West Sacramento, CA 95605

RE: Livingston Union Elementary School District, Campus Park Elementary School
Full-Day Kindergarten – New Construction Appeal (70/65748-00-001)

Ms. Walden:

Enclosed is a SAB 189 appeal for Livingston's 2019 TK Campus Park application.

Please let me know if you have any questions regarding this submittal.

Sincerely,

A handwritten signature in black ink, appearing to read "Elona Cunningham", with a long, horizontal flourish extending to the right.

Elona Cunningham

Enclosures

GENERAL INSTRUCTIONS

School districts are required to use this form to initiate an appeal for consideration by the State Allocation Board (SAB). The district must state specifically the purpose and description of the district's request. The district must submit all supporting documentation to the Office of Public School Construction (OPSC). Requests for SAB consideration are processed to the Board upon receipt by the OPSC of all required documentation and upon completion of a thorough analysis by the OPSC.

SPECIFIC INSTRUCTIONS**Purpose of Request**

Provide a brief statement of the district's request and number the components of the request if it has multiple parts.

Basis of Request

Site the applicable references in law, regulation, or other basis.

Description

Include the following in the description:

1. The background and circumstances which prompted the district's request.
2. Information relevant to the issues of the request.
3. The sequence of events and participants pertinent to the issues.
4. A statement explaining why the SAB should grant the district's request based on law, regulation, or other basis, as cited in above.

Attachments

Attach substantiating documentation as necessary to support the district's request. Note that all supporting documentation must be received by the OPSC prior to presentation to the SAB.

STATE OF CALIFORNIA
SCHOOL DISTRICT APPEAL REQUEST

STATE ALLOCATION BOARD
OFFICE OF PUBLIC SCHOOL CONSTRUCTION

SAB 189 (REV 10/09)

Page 2 of 2

| | |
|---|---|
| SCHOOL DISTRICT Livingston Union School District | APPLICATION NUMBER 70/65748-00-001 |
| SCHOOL NAME Campus Park Elementary | COUNTY Merced |
| DISTRICT REPRESENTATIVE Andrés Zamora | E-MAIL ADDRESS azamora@livingstonusd.org |

Purpose of Request:


The District requests that its Campus Park Full-Day Kindergarten Facilities Grant Program application be presented to the State Allocation Board for approval on May 24, 2023.

Basis of Request:

- ☐ Law (Statute) _____
- ☐ Regulation _____
- ☒ Other (specify) Attached

Description:

Attached

| | |
|--|----------------|
| SIGNATURE OF AUTHORIZED DISTRICT REPRESENTATIVE  | DATE 4/7/23 |
|--|----------------|

**LIVINGSTON UNION SCHOOL DISTRICT
FULL-DAY KINDERGARTEN FACILITIES GRANT PROGRAM
CAMPUS PARK ELEMENTARY 70/65748-00-001
APPEAL (attachment)**

BASIS

Due to extenuating circumstances, including the absence of the MOT Director, design delays, supply chain issues due to COVID, and easements, the Livingston Union School District was unable to meet its 12-month deadline to secure DSA and CDE plan approvals and submit a fund release request to OPSC for its Full-Day Kindergarten Facilities Grant Program (FDKFGP) application.

The District requests that its 2019 FDKFGP application be approved at the May 24, 2023 State Allocation Board meeting. The total project eligibility is \$1,742,926 of which \$871,463 is the State's share with a required District match of \$871,463. Design funds in the amount of \$252,560 were approved on May 26, 2021 and released to the District. Previously released design funds will be reduced from the State share.

DESCRIPTION

The Livingston Union School District submitted a Full-Day Kindergarten Facilities Grant Program application to the Office of Public School Construction (OPSC) for the 2019 filing round to construct two Kindergarten classrooms at Campus Park Elementary School. The first group of projects for the filing round were apportioned at the October 2019 SAB meeting. Projects included on the workload list below a project with a pending appeal were placed on hold pending the outcome of the appeal. After the appeal was resolved, additional projects were apportioned in 2020. At this point, Livingston's project had not been approved. The applications from the 2019 round remained on file with OPSC with the goal of apportioning projects as funds were returned to the Program due to rescissions. As a result of these rescissions, Livingston's project was apportioned design funds at the May 26, 2021 State Allocation Board (SAB) meeting. Projects which receive a design apportionment are required to secure DSA and CDE plan approvals and request a fund release within 12 months of the apportionment. The deadline for the District's project was May 26, 2022.

When the District's project was apportioned on May 26, 2021, the Director of Maintenance, Operations and Facilities had been out on extended medical leave since the beginning of February 2021 and was on leave when the project was apportioned. The Director, who is the main touchpoint for facility project deadlines and assists with the selection process of architects and contractors, returned to work at the end of July 2021. Upon his return, his first priority was to prepare for the opening of the school year and address high priority issues. Preparation to open for the 2021 school year required significant planning due to the complications of COVID. In November of 2021, after high priority issues had been addressed, the District posted a Request for Qualifications for Architectural services which resulted in the hiring of an architect on December 16, 2021. The architect began preliminary design work in late January 2022 which included the scheduling of topographic surveys while the preparation of the actual plans began in March of 2022.

Due to the six-month delay in the hiring of an architect, the District was not in a position to secure DSA and CDE plan approvals and request a fund release by the May 26, 2022 deadline.

CURRENT STATUS

As included in the attached detailed timeline, the District has awarded the site work contract along with the purchase of the modular building with plans to complete the project in July of 2023. In addition to the delays in hiring an architect, there were delays with the design phase as a result of supply chain issues that impeded suppliers' ability to provide estimates to the architect for the modular buildings. There was also a delay due to an easement for city water and sewer lines which required the building to be relocated away from the easement. As a result of the easement issues, the stakeholder meetings were pushed back which also delayed the process to finalize a plan.

The District requests its Full-Day Kindergarten Facilities Grant Program application be approved at the May 24, 2023 SAB approval based on the combination of factors outside of their control.

TENTATIVE PROJECT TIMELINE

LUSD - Campus Park ES - New Kindergarten Building

Updated - March 31, 2023

| Date | Action | Comments |
|---------------------------------|--|----------------------------------|
| November 2021 | RFQ Posted/Selection for Architectural Services | |
| December 2021 | Statements of Qualifications submitted to the District | 3 architects submitted paperwork |
| December 16, 2021 | Board Approved Architect, SKW & Associates | |
| January 21, 2022 - Feb 15, 2022 | SKW to Finalize SOW & Start Preliminary Design | Programmng & Scope of Work (SOW) |
| Feb 15, 2022 - March 1, 2022 | Schedule Topographic Survey and begin Site Planning | MOT Director-Extended Sick Leave |
| March 1, 2022 - March 31, 2022 | Site Planning, Floor Plan & Exterior Elevations | |
| April 1, 2022 - April 30, 2022 | Discovery of Utility Easement - Re-Site Building | |
| May 1, 2022 - June 15, 2022 | Prepare plans to bid for Modular Building Contractor | |
| June 15, 2022 - July 1, 2022 | Prepare Notice to Bidders for Modular Building Cont. | |
| July 8, 2022 | First Ad for Modular Building Contractor | |
| July 15, 2022 | Second Ad for Modular Building Contractor | |
| July 18, 2022 | Mandatory Pre-Bid Job Walk @ 10:00 am | |
| August 3, 2022 | Sealed Bids Due @ 10:00 am | |
| August 22, 2022 | Board Meeting (Award) Modular Building Contract | |
| Aug. 22 - September 16, 2022 | JTS to prepare plans for DSA Submittal (OTC) | |
| Aug. 22 - September 16, 2022 | SKW to finalize plans for DSA Submittal (OTC) | |
| October 6, 2022 | Completion of Plans and DSA OTC Submittal | |
| Oct. 15 - October 31, 2022 | Address DSA Comments & Secure DSA Approval | |
| November 1, 2022 | DSA Back Check Date | |
| November 2, 2022 | Received DSA Plan Approval | |
| Nov. 1 - November 7, 2022 | Prepare Notice to Bidders (Site Work) | |
| November 11, 2022 | First Ad for Site Contractor | |
| November 14, 2022 | Plans Available to Contractors & Plan Rooms | |
| November 18, 2022 | Second Ad for Site Contractors | |
| November 21, 2022 | Mandatory Pre-Bid Job Walk @ 10:00 am | |
| December 1, 2022 | JTS to start manufacturing Building | |
| December 8, 2022 | Sealed Bids Due @ 10:00 am | |
| December 15, 2022 | Board Meeting (Award) Site Contractor | |
| January 1 - January 15, 2023 | Notice to Proceed | |
| February 14, 2023 | Start of Construction (Contractor to Mobilize on Site) | |
| February 14 - April 30, 2023 | Site Work (Utilities) Slab & Foundation | |
| April 1, 2023 - April 30, 2023 | | MOT Director-Extended Sick Leave |
| May 1, 2023 - May 15, 2023 | JTS Building to Arrive | |
| May 15, 2023 - June 15, 2023 | JTS (On-Site) to Complete Building | |
| May 1, 2023 - July 31, 2023 | Site Contractor - Complete Site Improvements | |
| July 15, 2023 - July 25, 2023 | Punch List - Site | |
| July 31, 2023 | Construction Substantially Complete per Contract | |

The timeline listed above is the estimated schedule for the LUSD - Campus Park Elementary School - New Kinder Building. These dates are subject to change based on responses by other agencies, such as the owner, the contractor, governmental agencies and weather conditions.

SAB Meeting: May 31, 2023

CPTKFDKFGP – Amended New Construction

SCHOOL DISTRICT DATA

Application No: 70/65748-00-001

County: Merced

School District: Livingston Union

School Name: Campus Park Elementary

PROJECT DATA

| | | | |
|--------------------------------------|------------------|----------------------------------|---------------|
| Type of Project: | New Construction | Application Filing Basis: | Site Specific |
| Total Pupils Assigned: | 50 | Total Classrooms: | 2 |
| Preschool: | 0 | Preschool: | 0 |
| Transitional K: | 0 | Transitional K: | 0 |
| Kindergarten: | 50 | Kindergarten: | 0 |
| Financial Hardship Requested: | No | Recommended Acres: | |
| Preference Points: | 24 | Existing Acres: | |

ADJUSTED GRANT DATA**PROJECT FINANCING**

| | | | |
|-----------------------------------|------------------------|---------------------------|-----------------|
| Preschool New Construction | \$ 631,400.00 | State Share | |
| Fire Detection/Alarm | 750.00 | This Project | \$ 860,863.00 |
| Project Assistance | 7,723.00 | District Share | |
| Site Development | 220,990.00 | Cash Contribution | \$860,863.00 |
| State Grant Total | 860,863.00 | Financial Hardship | |
| District Share Total | 860,863.00 | Total Project Cost | \$ 1,721,726.00 |
| Total Project Cost | <u>\$ 1,721,726.00</u> | | |

HISTORY OF PROJECT COST AND APPORTIONMENT

| | Fund Code | Previously Authorized | Authorized This Action | Apportionment This Action |
|--|------------------|------------------------------|-------------------------------|----------------------------------|
| State Share | | | | |
| New Construction/Additional Grant | 1027-1819 | \$ 871,463.00 | \$(10,600.00) | \$(10,600.00) |
| District Share | | | | |
| Cash Contribution | | 871,463.00 | (10,600.00) | |
| Financial Hardship | | | | |
| Total | | <u>\$1,742,926.00</u> | <u>\$ (21,200.00)</u> | <u>\$ (10,600.00)</u> |

Funding Source: General Fund California Preschool, Transitional Kindergarten and Full-Day Kindergarten Facilities Grant Program

This project is being amended as a result of the removal of the previously authorized additional grant for automatic sprinkler system, which was not included in the approved plans and specifications.

Advance funds in the amount of \$252,560.00 were previously released to the District. The remaining funds in the amount of \$608,303.00 (\$1,721,726.00 less advance funds released and available district contribution) will be released by OPSC upon the receipt of a valid, signed Grant Agreement as specified in Regulation Section 1860.17, a valid *Fund Release Request* (Form SAB 70-02), Division of the State Architect plan approval, and California Department of Education plan approval by June 30, 2023. If this documentation is not submitted to OPSC by June 30, 2023, all funding will be rescinded without further Board action.

The District shall ensure that it is in compliance with all applicable laws, regulations and certifications it made on the program forms.

This project is subject to the Grant Agreement submittal pursuant to Regulation Section 1860.17.

The District is responsible for ensuring that the project is compliant with Prevailing Wage Monitoring and/or Labor Compliance Program requirements at the time construction contracts are executed and/or construction commenced.

Information Items

TENTATIVE WORKLOAD

June 2023

ACTION ITEMS

School Facility Program – General Site

REPORTS, DISCUSSION and INFORMATION ITEMS

Standard Information Items

FINANCIAL REPORTS

Status of Fund Releases

Status of Funds

TENTATIVE WORKLOAD

August 2023

ACTION ITEMS

Construction Cost Index Adjustments

REPORTS, DISCUSSION and INFORMATION ITEMS

Standard Information Items

FINANCIAL REPORTS

Status of Fund Releases

Status of Funds

TENTATIVE WORKLOAD

September 2023

ACTION ITEMS

California Preschool, Transitional Kindergarten and Full-Day Kindergarten Facilities Grant Program
Apportionments

REPORTS, DISCUSSION and INFORMATION ITEMS

Standard Information Items

FINANCIAL REPORTS

Status of Fund Releases

Status of Funds

APPEALS

Received as of April 30, 2023

| <u>Appeal Received Date</u> | <u>District/County</u> | <u>Tentative SAB Date*</u> | <u>Description</u> |
|---------------------------------|-----------------------------|--------------------------------|--|
| 6/23/2022 | Wasco Union ESD/Kern | 8/23/2023 | District requests funding for a new construction project based on an enrollment period that is different from the enrollment period in which the application was processed. |
| 10/7/2022 | Los Angeles USD/Los Angeles | TBD | District requests equipment substitutions for an SAB-approved Career Technical Education Facilities Program funding application. |
| 1/17/2023 | Upper Lake USD/Lake | TBD | District requests that the Board reinstate the District's application and award 40 preference points associated with qualifying for the Financial Hardship Program to its California Preschool, Transitional Kindergarten, and Full-Day Kindergarten Facilities Grant Program project. |

*Please note: Tentative SAB Date is not a guaranteed meeting date and may be subject to change.

STATE ALLOCATION BOARD MEETING DATES

The State Allocation Board (SAB) meeting dates for the 2023 calendar year are as follows:

| Board Date | Type of Meeting |
|---------------------|----------------------------------|
| June 28, 2023* | Monthly (Consent/Appeals/Action) |
| July 26, 2023* | Monthly (Consent/Appeals/Action) |
| August 23, 2023* | Monthly (Consent/Appeals/Action) |
| September 27, 2023* | Monthly (Consent/Appeals/Action) |
| October 25, 2023* | Monthly (Consent/Appeals/Action) |
| December 2023* | Monthly (Consent/Appeals/Action) |

*The projected dates and time will be determined upon the discussion with the Vice-Chair and Chair based on workload.

The SAB meets at 4:00 p.m. when the State Legislature is in session and at 3:00 p.m. when the State Legislature is out on recess. A key Bagley-Keene amendment was enacted last week with the budget trailer bill, restoring the meeting process that was permitted under the Governor's COVID-19 executive order regarding public meetings. Section 20, SB 189, effective June 30, 2022, added Government Code Section 11133, which permits state boards and commissions to again hold meetings with all members participating via teleconference until July 1, 2023.

Due to scheduling changes within the Legislature, some of the SAB meetings may be canceled or changed with short notice.

INFORMATION ITEM

SCHOOL FACILITY PROGRAM NEW CONSTRUCTION AND MODERNIZATION UNFUNDED LIST (as of April 26, 2023)

The New Construction and Modernization projects on this list have received an “unfunded” approval by the State Allocation Board (SAB). Note that an “unfunded” approval does not guarantee a future apportionment by the SAB.

Published monthly in the SAB Agenda.

This report is also located on the [OPSC Website](#)

Unfunded Approvals
as of April 26, 2023 SAB

| County | School District | Application Number | Program | Approval | Received Date | SAB Unfunded Approval | Financial Hardship Apportionment | Loan | State Share | Total Apportionment | Cumulative Amount | Submitted Certification Letter November 2022 | Grant Agreement Received as of 04/27/2023 |
|----------------|-----------------------------|--------------------|------------------------------|----------|---------------|-----------------------|----------------------------------|-----------------|-----------------|---------------------|-------------------|--|---|
| ALAMEDA | SAN LORENZO UNIFIED | 54/61309-00-003 | Charter | D | 6/5/2017 | 12/11/2018 | 0.00 | 845,455.40 | 845,455.40 | 1,690,910.80 | 1,690,910.80 | No | No |
| SAN JOAQUIN | LODI UNIFIED | 55/68585-00-003 | Career Tech New Construction | G | 3/31/2020 | 7/26/2022 | 0.00 | 0.00 | 1,834,513.00 | 1,834,513.00 | 3,525,423.80 | No | No |
| GLENN | PLAZA ELEMENTARY | 50/62638-00-002 | New Construction | G | 9/18/2018 | 8/15/2022 | 3,323,820.00 | 0.00 | 3,361,837.00 | 6,685,657.00 | 10,211,080.80 | Yes | Yes |
| EL DORADO | RESCUE UNION ELEMENTARY | 57/61978-00-007 | Modernization | G | 1/30/2019 | 8/15/2022 | 0.00 | 0.00 | 1,522,341.00 | 1,522,341.00 | 11,733,421.80 | No | No |
| RIVERSIDE | BANNING UNIFIED | 57/66985-00-006 | Modernization | G | 12/24/2018 | 9/21/2022 | 2,298,541.67 | 0.00 | 5,685,610.00 | 7,984,151.67 | 19,717,573.47 | No | Yes |
| SAN BERNARDINO | SAN BERNARDINO CITY UNIFIED | 57/67876-00-109 | Modernization | G | 2/4/2019 | 9/21/2022 | 0.00 | 0.00 | 3,414,190.00 | 3,414,190.00 | 23,131,763.47 | No | No |
| SANTA CLARA | GILROY UNIFIED | 54/69484-00-003 | Charter | D | 6/2/2022 | 10/26/2022 | 0.00 | 186,440.70 | 186,440.70 | 372,881.40 | 23,504,644.87 | No | No |
| SANTA CLARA | GILROY UNIFIED | 54/69484-00-004 | Charter | D | 6/2/2022 | 10/26/2022 | 0.00 | 88,864.10 | 88,864.10 | 177,728.20 | 23,682,373.07 | No | No |
| ALAMEDA | OAKLAND UNIFIED | 54/61259-00-012 | Charter | D | 6/3/2022 | 10/26/2022 | 0.00 | 1,434,748.20 | 1,434,748.20 | 2,869,496.40 | 26,551,869.47 | No | Yes |
| SACRAMENTO | SACRAMENTO CITY UNIFIED | 54/67439-00-009 | Charter | D | 6/3/2022 | 10/26/2022 | 0.00 | 538,007.10 | 538,007.10 | 1,076,014.20 | 27,627,883.67 | No | No |
| ALAMEDA | OAKLAND UNIFIED | 54/61259-00-006 | Charter | G | 12/2/2022 | 3/22/2023 | 0.00 | 12,661,061.30 | 12,661,061.30 | 25,322,122.60 | 52,950,006.27 | No | No |
| MARIPOSA | MARIPOSA COUNTY UNIFIED | 54/65532-00-001 | Charter | G | 12/21/2022 | 3/22/2023 | 0.00 | 0.00 | 381,627.80 | 381,627.80 | 53,331,634.07 | No | Yes |
| SAN DIEGO | SAN DIEGO UNIFIED | 54/68338-00-007 | Charter | G | 1/20/2023 | 4/26/2023 | 0.00 | 0.00 | 15,125,975.90 | 15,125,975.90 | 68,457,609.97 | No | No |
| Total | | | | | | | \$5,622,361.67 | \$15,754,576.80 | \$47,080,671.50 | \$68,457,609.97 | | | |

*This Unfunded List (Lack of AB 55 Loans) includes \$6.2 million for 5 projects for Charter School Facilities Program Preliminary Apportionments for Design and Site Funding.

| County | School District | Application Number | Program | Approval | Received Date | SAB Date | Financial Hardship Apportionment | Loan | State Share | Total Apportionment | Prop. 47 | Prop. 55 | Prop. 1D | Prop. 51 |
|---------------|------------------------------|--------------------|---------|----------|---------------|------------|-------------------------------------|----------------|----------------|------------------------|--------------|---------------|----------------|----------------|
| ALAMEDA | OAKLAND UNIFIED | 54/61259-13-002 | Charter | P | 5/28/2014 | 5/27/2015 | 0.00 | 2,916,055.40 | 2,916,055.40 | 5,832,110.80 | 0.00 | 0.00 | 5,832,110.80 | 0.00 |
| ALAMEDA | OAKLAND UNIFIED | 54/61259-13-002 | Charter | P | 5/28/2014 | 8/26/2015 | 0.00 | 8,558,059.50 | 8,558,059.50 | 17,116,119.00 | 0.00 | 0.00 | 17,116,119.00 | 0.00 |
| SAN DIEGO | SAN DIEGO UNIFIED | 54/68338-00-003 | Charter | P | 5/18/2017 | 1/24/2018 | 0.00 | 0.00 | 5,223,938.40 | 5,223,938.40 | 0.00 | 0.00 | 0.00 | 5,223,938.40 |
| SAN DIEGO | SAN DIEGO UNIFIED | 54/68338-00-005 | Charter | P | 5/18/2017 | 1/24/2018 | 0.00 | 0.00 | 1,852,054.20 | 1,852,054.20 | 0.00 | 0.00 | 0.00 | 1,852,054.20 |
| SANTA BARBARA | LOMPOC UNIFIED | 54/69229-00-001 | Charter | P | 6/1/2017 | 1/24/2018 | 0.00 | 0.00 | 331,062.30 | 331,062.30 | 0.00 | 0.00 | 0.00 | 331,062.30 |
| SANTA BARBARA | LOMPOC UNIFIED | 54/69229-00-001 | Charter | P | 6/1/2017 | 12/7/2021 | 0.00 | 0.00 | 5,616,522.90 | 5,616,522.90 | 0.00 | 0.00 | 0.00 | 5,616,522.90 |
| SAN DIEGO | SAN DIEGO UNIFIED | 54/68338-00-006 | Charter | P | 6/2/2017 | 1/24/2018 | 0.00 | 0.00 | 23,036,581.80 | 23,036,581.80 | 0.00 | 0.00 | 0.00 | 23,036,581.80 |
| TULARE | VISALIA UNIFIED | 54/72256-00-001 | Charter | P | 6/5/2017 | 1/24/2018 | 0.00 | 3,378,707.10 | 3,378,707.10 | 6,757,414.20 | 0.00 | 0.00 | 0.00 | 6,757,414.20 |
| TULARE | VISALIA UNIFIED | 54/72256-00-002 | Charter | P | 6/5/2017 | 1/24/2018 | 0.00 | 5,195,620.80 | 5,195,620.80 | 10,391,241.60 | 0.00 | 0.00 | 0.00 | 10,391,241.60 |
| SAN DIEGO | SAN DIEGO UNIFIED | 54/68338-00-004 | Charter | P | 5/18/2017 | 2/28/2018 | 0.00 | 0.00 | 5,649,357.60 | 5,649,357.60 | 0.00 | 0.00 | 0.00 | 5,649,357.60 |
| SOLANO | VALLEJO CITY UNIFIED | 54/70581-00-006 | Charter | P | 5/22/2016 | 2/28/2018 | 0.00 | 13,277,356.90 | 13,277,356.90 | 26,554,713.80 | 590,900.00 | 2,315,550.00 | 12,651,864.00 | 10,996,399.80 |
| SOLANO | VALLEJO CITY UNIFIED | 54/70581-00-007 | Charter | P | 5/22/2016 | 2/28/2018 | 0.00 | 452,842.20 | 452,842.20 | 905,684.40 | 0.00 | 0.00 | 905,684.40 | 0.00 |
| SAN DIEGO | SAN DIEGO UNIFIED | 54/68338-00-008 | Charter | P | 6/2/2017 | 2/28/2018 | 0.00 | 0.00 | 15,156,028.80 | 15,156,028.80 | 0.00 | 0.00 | 0.00 | 15,156,028.80 |
| SOLANO | VALLEJO CITY UNIFIED | 54/70581-00-004 | Charter | P | 5/22/2017 | 05/23/2018 | 0.00 | 200,755.80 | 200,755.80 | 401,511.60 | 401,511.60 | 0.00 | 0.00 | 0.00 |
| SOLANO | VALLEJO CITY UNIFIED | 54/70581-00-005 | Charter | P | 5/22/2017 | 05/23/2018 | 0.00 | 8,001,594.70 | 8,001,594.70 | 16,003,189.40 | 2,076,164.03 | 6,036,845.61 | 7,820,113.01 | 70,066.75 |
| ALAMEDA | SAN LORENZO UNIFIED | 54/61309-00-003 | Charter | P | 6/5/2017 | 12/11/2018 | 0.00 | 7,608,998.60 | 7,608,998.60 | 15,217,997.20 | 0.00 | 0.00 | 15,217,997.20 | 0.00 |
| SACRAMENTO | SAN JUAN UNIFIED | 54/67447-00-007 | Charter | P | 6/5/2017 | 12/11/2018 | 0.00 | 0.00 | 3,855,763.80 | 3,855,763.80 | 0.00 | 0.00 | 3,855,763.80 | 0.00 |
| LOS ANGELES | LOS ANGELES UNIFIED | 54/64733-00-103 | Charter | P | 5/30/2017 | 5/22/2019 | 0.00 | 5,159,700.00 | 5,159,700.00 | 10,319,400.00 | 668,718.00 | 3,954,930.00 | 5,695,752.00 | 0.00 |
| BUTTE | CHICO UNIFIED | 54/61424-00-006 | Charter | P | 5/30/2017 | 2/26/2020 | 0.00 | 1,877,635.40 | 3,175,079.40 | 5,052,714.80 | 0.00 | 0.00 | 5,052,714.80 | 0.00 |
| BUTTE | CHICO UNIFIED | 54/61424-00-007 | Charter | P | 5/30/2017 | 2/26/2020 | 0.00 | 2,555,059.80 | 4,584,394.80 | 7,139,454.60 | 0.00 | 0.00 | 4,847,001.60 | 2,292,453.00 |
| LOS ANGELES | LOS ANGELES UNIFIED | 54/64733-00-104 | Charter | P | 5/2/2022 | 10/26/2022 | 0.00 | 18,499,799.40 | 18,499,799.40 | 36,999,598.80 | 0.00 | 0.00 | 18,499,799.40 | 18,499,799.40 |
| SHASTA | CASCADE UNION ELEMENTARY | 54/69914-00-001 | Charter | P | 5/11/2022 | 10/26/2022 | 0.00 | 3,462,863.20 | 3,662,863.20 | 7,125,726.40 | 0.00 | 0.00 | 0.00 | 7,125,726.40 |
| SHASTA | CASCADE UNION ELEMENTARY | 54/69914-00-002 | Charter | P | 5/11/2022 | 10/26/2022 | 0.00 | 1,139,625.00 | 1,139,625.00 | 2,279,250.00 | 0.00 | 0.00 | 0.00 | 2,279,250.00 |
| SACRAMENTO | SAN JUAN UNIFIED | 54/67447-00-008 | Charter | P | 6/1/2022 | 10/26/2022 | 0.00 | 540,286.00 | 1,437,426.00 | 1,977,712.00 | 0.00 | 0.00 | 0.00 | 1,977,712.00 |
| SACRAMENTO | NATOMAS UNIFIED | 54/75283-00-009 | Charter | P | 6/1/2022 | 10/26/2022 | 0.00 | 1,780,934.50 | 9,780,934.50 | 11,561,869.00 | 984,158.50 | 8,796,776.00 | 0.00 | 1,780,934.50 |
| SACRAMENTO | NATOMAS UNIFIED | 54/75283-00-010 | Charter | P | 6/1/2022 | 10/26/2022 | 0.00 | 2,033,351.80 | 4,033,351.80 | 6,066,703.60 | 0.00 | 4,033,351.80 | 0.00 | 2,033,351.80 |
| SANTA CLARA | GILROY UNIFIED | 54/69484-00-003 | Charter | P | 6/2/2022 | 10/26/2022 | 0.00 | 1,677,966.30 | 1,677,966.30 | 3,355,932.60 | 0.00 | 0.00 | 0.00 | 3,355,932.60 |
| SANTA CLARA | GILROY UNIFIED | 54/69484-00-004 | Charter | P | 6/2/2022 | 10/26/2022 | 0.00 | 799,776.90 | 799,776.90 | 1,599,553.80 | 0.00 | 0.00 | 0.00 | 1,599,553.80 |
| ALAMEDA | OAKLAND UNIFIED | 54/61259-00-012 | Charter | P | 6/3/2022 | 10/26/2022 | 0.00 | 12,912,733.80 | 12,912,733.80 | 25,825,467.60 | 0.00 | 9,358,923.80 | 3,553,810.00 | 12,912,733.80 |
| MENDOCINO | POINT ARENA JOINT UNION HIGH | 54/65599-00-001 | Charter | P | 6/3/2022 | 10/26/2022 | 0.00 | 321,889.50 | 321,889.50 | 643,779.00 | 0.00 | 0.00 | 0.00 | 643,779.00 |
| SACRAMENTO | SACRAMENTO CITY UNIFIED | 54/67439-00-009 | Charter | P | 6/3/2022 | 10/26/2022 | 0.00 | 2,152,028.40 | 4,842,063.90 | 6,994,092.30 | 0.00 | 0.00 | 0.00 | 6,994,092.30 |
| SAN DIEGO | SAN DIEGO UNIFIED | 54/68338-02-003 | Charter | P | 6/3/2022 | 10/26/2022 | 0.00 | 0.00 | 7,528,981.50 | 7,528,981.50 | 0.00 | 0.00 | 7,528,981.50 | 0.00 |
| SAN DIEGO | SAN DIEGO UNIFIED | 54/68338-02-004 | Charter | P | 6/3/2022 | 10/26/2022 | 0.00 | 0.00 | 6,436,435.50 | 6,436,435.50 | 0.00 | 0.00 | 5,134,935.50 | 1,301,500.00 |
| Total | | | | | | | 0.00 | 104,503,641.00 | 196,304,322.30 | 300,807,963.30 | 4,721,452.13 | 34,496,377.21 | 113,712,647.01 | 147,877,486.95 |

*This Charter Unfunded Preliminary list does not include \$6.2 million for 5 projects for Charter School Facilities Program Preliminary Apportionments for Design and Site Funding.

INFORMATION ITEM

SCHOOL FACILITY PROGRAM OFFICE OF PUBLIC SCHOOL CONSTRUCTION FUNDING WORKLOAD LISTING (Applications Received Through April 30, 2023)

The New Construction and Modernization projects on this list represent completed applications awaiting the Office of Public School Construction (OPSC) processing and scheduling to the State Allocation Board.

This list includes future workload that is identified as:

- Pending reflects workload that has been processed by OPSC but awaiting further information/documentation from the district.
- Reviewing reflects currently being processed by OPSC.

Pursuant to SFP Regulation Section 1859.95.1, this list also includes applications that were received, but not reviewed by OPSC. This list is presented to the State Allocation Board for acknowledgement.

This list is also available on the [OPSC Website](#) and is updated on the first and third Fridays of each month.

SFP APPLICATIONS
New Construction and Charter School Facilities Program
- Workload as of April 30, 2023 -

| District | County | Site Name | Application Number | OPSC Date Received | Estimated State Grant (a)*** | Financial Hardship (b) | Notification Occurred** |
|----------------------------------|----------------|---|---------------------------|---------------------------|-------------------------------------|-------------------------------|--------------------------------|
| Raymond-Knowles Union Elementary | Madera | Raymond-Knowles Elementary | 50/65276-00-001 | 09/19/17 | \$ 197,883 | \$ 197,883 | 11/1/2019 |
| Anaheim Union High | Orange | Oxford Academy | 50/66431-05-003 | 08/17/18 | \$ 1,470,799 | \$ - | 6/1/2021 |
| Irvine Unified | Orange | Canyon View Elementary | 50/73650-00-045 | 08/17/18 | \$ 932,595 | \$ - | 6/1/2021 |
| Fairfield-Suisun Unified | Solano | E Ruth Sheldon Academy of Innovative Learning | 50/70540-00-030 | 10/10/18 | \$ 1,574,262 | \$ - | 11/29/2021 |
| Fairfield-Suisun Unified | Solano | Suisun Valley Elementary | 50/70540-00-032 | 05/08/19 | \$ 1,308,175 | \$ - | 10/1/2022 |
| Stockton Unified | San Joaquin | Rio Calaveras Elementary | 50/68676-00-008 | 06/26/19 | \$ 1,481,638 | \$ - | 10/1/2022 |
| Los Banos Unified | Merced | San Luis High | 50/65755-00-013 | 07/18/19 | \$ 634,177 | \$ - | 11/1/2022 |
| Long Beach Unified | Los Angeles | Millikan High | 50/64725-05-004 | 07/22/19 | \$ 7,648,691 | \$ - | 11/1/2022 |
| Fremont Unified | Alameda | John M Horner Junior High | 50/61176-09-004 | 08/02/19 | \$ 11,743,315 | \$ - | 11/1/2022 |
| Palm Springs Unified | Riverside | Desert Hot Springs High | 50/67173-00-016 | 08/02/19 | \$ 1,558,238 | \$ - | 11/1/2022 |
| Ventura Unified | Ventura | Mound Elementary | 50/72652-00-004 | 08/20/19 | \$ 514,427 | \$ - | 12/1/2022 |
| Las Virgenes Unified | Los Angeles | Lupin Hill Elementary | 50/64683-00-007 | 08/21/19 | \$ 798,316 | \$ - | 12/1/2022 |
| Western Placer Unified | Placer | Twelve Bridges High | 50/66951-00-011 | 08/22/19 | \$ 36,763,875 | \$ - | 12/1/2022 |
| Fremont Unified | Alameda | Washington High | 50/61176-08-001 | 08/27/19 | \$ 4,885,235 | \$ - | 12/1/2022 |
| Elk Grove Unified | Sacramento | James Rutter Middle | 50/67314-00-049 | 08/28/19 | \$ 3,141,303 | \$ - | 12/1/2022 |
| Riverside Unified | Riverside | Magnolia Elementary | 50/67215-00-035 | 08/29/19 | \$ 3,558,595 | \$ - | 12/1/2022 |
| Folsom Cordova Unified | Sacramento | Mangini Ranch Elementary | 50/67330-21-012 | 09/04/19 | \$ 11,069,618 | \$ - | 12/1/2022 |
| Western Placer Unified | Placer | Scott Leaman Elementary | 50/66951-00-012 | 09/16/19 | \$ 12,794,910 | \$ - | 12/1/2022 |
| Fountain Valley | Orange | Masuda Middle | 50/66498-00-001 | 09/17/19 | \$ 1,085,890 | \$ - | 12/1/2022 |
| Riverside Unified | Riverside | Adams Elementary | 50/67215-00-036 | 09/19/19 | \$ 2,440,522 | \$ - | 12/1/2022 |
| Ballico-Cressey Elementary | Merced | Ballico Elementary | 50/65649-00-001 | 09/24/19 | \$ 2,778,665 | \$ - | 12/1/2022 |
| Saugus Union Elementary | Los Angeles | Plum Canyon Elementary | 50/64998-00-021 | 09/26/19 | \$ 1,389,799 | \$ - | 1/4/2023 |
| Poway Unified | San Diego | Oak Valley Middle | 50/68296-00-023 | 10/16/19 | \$ 3,018,181 | \$ - | 1/4/2023 |
| Rocklin Unified | Placer | Ruhkala Elementary | 50/75085-00-016 | 10/17/19 | \$ 3,108,505 | \$ - | 1/4/2023 |
| Lake Elsinore Unified | Riverside | Alberhill Elementary | 50/75176-00-021 | 10/18/19 | \$ 12,267,331 | \$ - | 1/4/2023 |
| North Cow Creek Elementary | Shasta | North Cow Creek Elementary | 50/70078-00-001 | 10/25/19 | \$ 121,970 | \$ 121,970 | 1/4/2023 |
| El Centro Elementary | Imperial | De Anza Magnet | 50/63123-00-003 | 10/30/19 | \$ 2,800,536 | \$ - | 1/4/2023 |
| Maple Elementary | Kern | Maple Elementary | 50/63610-00-003 | 10/30/19 | \$ 385,052 | \$ 385,052 | 1/4/2023 |
| Standard Elementary | Kern | Standard Elementary | 50/63792-00-003 | 10/31/19 | \$ 4,665,935 | \$ - | 1/4/2023 |
| Madera Unified | Madera | Concurrent Enrollment Middle | 50/65243-00-012 | 10/31/19 | \$ 4,134,537 | \$ - | 1/4/2023 |
| Tustin Unified | Orange | Legacy Magnet Academy | 50/73643-00-023 | 11/07/19 | \$ 31,899,239 | \$ - | 1/4/2023 |
| Riverside Unified | Riverside | Jackson Elementary | 50/67215-00-037 | 11/15/19 | \$ 3,059,678 | \$ - | 1/4/2023 |
| Chowchilla Elementary | Madera | Wilson Middle | 50/65193-00-005 | 12/03/19 | \$ 723,007 | \$ - | 1/4/2023 |
| Riverside Unified | Riverside | University Heights Middle | 50/67215-00-038 | 12/06/19 | \$ 2,699,011 | \$ - | 1/4/2023 |
| Dublin Unified | Alameda | Dublin High | 50/75093-00-013 | 12/18/19 | \$ 6,412,551 | \$ - | 1/4/2023 |
| Riverside Unified | Riverside | King (Martin Luther Jr.) High | 50/67215-00-039 | 01/06/20 | \$ 514,585 | \$ - | 1/4/2023 |
| Napa Valley Unified | Napa | River Charter | 50/66266-03-001 | 01/10/20 | \$ 4,042,028 | \$ - | 1/4/2023 |
| Corona-Norco Unified | Riverside | Jefferson Elementary | 50/67033-04-002 | 01/15/20 | \$ 4,797,972 | \$ - | 1/4/2023 |
| Murrieta Valley Unified | Riverside | Murrieta Mesa High | 50/75200-00-025 | 01/24/20 | \$ 5,113,657 | \$ - | 1/4/2023 |
| Los Angeles Unified | Los Angeles | Huntington Park Senior High | 51/64733-17-001* | 10/14/22 | \$ 5,777,521 | \$ - | |
| Los Angeles Unified | Los Angeles | Huntington Park Senior High | 51/64733-17-002* | 10/14/22 | \$ 6,141,596 | \$ - | |
| Los Angeles Unified | Los Angeles | Huntington Park Senior High | 51/64733-17-003* | 10/14/22 | \$ 16,574,443 | \$ - | |
| Los Angeles Unified | Los Angeles | North Hollywood High | 51/64733-22-001* | 12/01/22 | \$ 5,929,019 | \$ - | |
| Los Angeles Unified | Los Angeles | North Hollywood High | 51/64733-22-002* | 12/01/22 | \$ 714,355 | \$ - | |
| Albany Unified | Alameda | Marin Elementary | 51/61127-00-003* | 12/22/22 | \$ 6,164,559 | \$ - | |
| Lompoc Unified | Santa Barbara | Manzanita Public Charter School | 54/69229-00-001 | 01/20/23 | \$ 6,894,427 | \$ - | |
| Trona Joint Unified | San Bernardino | Trona High | 51/67892-00-001 | 02/14/23 | \$ 13,874,215 | \$ - | |
| Vallejo Unified | Solano | MIT Academy Middle | 54/70581-00-004 | 02/28/23 | \$ 339,592 | \$ - | |

SFP APPLICATIONS
New Construction and Charter School Facilities Program
- Workload as of April 30, 2023 -

| District | County | Site Name | Application Number | OPSC Date Received | Estimated State Grant (a)*** | Financial Hardship (b) | Notification Occurred** |
|---------------------|---------------|----------------------------------|---------------------------|---------------------------|-------------------------------------|-------------------------------|--------------------------------|
| Vallejo Unified | Solano | MIT Academy Middle | 54/70581-00-005 | 02/28/23 | \$ 15,070,338 | \$ - | |
| Vallejo Unified | Solano | MIT Academy High | 54/70581-00-006 | 02/28/23 | \$ 23,287,880 | \$ - | |
| Vallejo Unified | Solano | MIT Academy High | 54/70581-00-007 | 02/28/23 | \$ 627,306 | \$ - | |
| Los Angeles Unified | Los Angeles | Venice Senior High | 51/64733-00-005* | 04/21/23 | \$ 10,093,938 | \$ - | |
| Los Angeles Unified | Los Angeles | Venice Senior High | 51/64733-00-006* | 04/21/23 | \$ 4,586,109 | \$ - | |
| Los Angeles Unified | Los Angeles | Roosevelt (Theodore) Senior High | 51/64733-05-001* | 05/01/23 | \$ 6,691,474 | \$ - | |
| Los Angeles Unified | Los Angeles | Roosevelt (Theodore) Senior High | 51/64733-05-002* | 05/01/23 | \$ 11,406,450 | \$ - | |
| Los Angeles Unified | Los Angeles | Roosevelt (Theodore) Senior High | 51/64733-05-003* | 05/01/23 | \$ 26,007,436 | \$ - | |
| | | | | | \$ 359,715,361 | \$ 704,905 | |
| | | | | | Total | \$ 360,420,265 | |

| | | |
|---|-----------------------|-----------------------|
| NEW CONSTRUCTION FUNDING SUB-TOTALS | \$ 199,534,703 | \$ 704,905 |
| NEW CONSTRUCTION FACILITY HARDSHIP - NON SEISMIC | \$ 13,874,215 | \$ - |
| NEW CONSTRUCTION FUNDING TOTAL | | \$ 214,113,822 |
| NEW CONSTRUCTION FACILITY HARDSHIP - SEISMIC | \$ 100,086,900 | \$ - |
| CHARTER SCHOOLS | \$ 46,219,543 | \$ - |

(a) Represents estimated state share of project including excessive cost grants. Amounts shown have not been reviewed by OPSC for compliance with all School Facility Program requirements.

(b) Represents estimated financial hardship. Amounts shown have not been reviewed by OPSC for compliance with all School Facility Program requirements.

*Facility Hardship project requesting Seismic Mitigation Program funding.

** School districts have been notified that the Office of Public School Construction will begin processing the district's application in the near future.

SFP APPLICATIONS
Modernization School Facilities Program
- Workload as of April 30, 2023 -

| District | County | Site Name | Application Number | OPSC Date Received | Estimated State Grant (a)*** | Financial Hardship (b) | Notification Occurred** |
|---------------------------------------|-----------------|---------------------------------------|---------------------------|---------------------------|-------------------------------------|-------------------------------|--------------------------------|
| Los Angeles Unified | Los Angeles | Woodrow Wilson Senior High | 57/64733-00-658 | 03/07/18 | \$ 3,778,899 | \$ - | 4/2/2020 |
| Los Angeles Unified | Los Angeles | Humphreys Avenue Elementary | 57/64733-00-687 | 05/15/18 | \$ 6,897,346 | \$ - | 1/4/2021 |
| Willows Unified | Glenn | Willows Intermediate | 57/62661-00-006 | 08/17/18 | \$ 587,603 | \$ - | 6/1/2021 |
| Central Union Elementary | Kings | Akers Elementary | 57/63883-00-001 | 08/22/18 | \$ 3,604,760 | \$ 2,403,173 | 7/15/2021 |
| Central Union Elementary | Kings | Central Elementary | 57/63883-00-003 | 08/22/18 | \$ 210,870 | \$ 140,580 | 7/15/2021 |
| Central Union Elementary | Kings | Stratford Elementary | 57/63883-00-004 | 08/22/18 | \$ 204,582 | \$ 136,388 | 7/15/2021 |
| Hope Elementary | Tulare | Hope Elementary | 57/71944-00-002 | 01/18/19 | \$ 113,636 | \$ 75,757 | 2/1/2021 |
| Fremont Unified | Alameda | Steven Millard Elementary | 57/61176-00-043 | 01/24/19 | \$ 582,885 | \$ - | 2/1/2021 |
| Huntington Beach City Elementary | Orange | Ethel Dwyer Middle | 57/66530-00-020 | 01/25/19 | \$ 2,955,708 | \$ - | 3/2/2022 |
| San Bernardino City Unified | San Bernardino | North Park Elementary | 57/67876-00-110 | 02/15/19 | \$ 1,263,683 | \$ - | 5/2/2022 |
| Temecula Valley Unified | Riverside | James L Day Middle | 57/75192-00-016 | 02/15/19 | \$ 3,086,295 | \$ - | 1/6/2023 |
| Downey Unified | Los Angeles | Rio San Gabriel Elementary | 57/64451-00-032 | 02/19/19 | \$ 2,440,923 | \$ - | 5/2/2022 |
| Los Angeles Unified | Los Angeles | Crenshaw Senior High | 57/64733-00-721 | 02/28/19 | \$ 13,126,327 | \$ - | 6/6/2022 |
| Downey Unified | Los Angeles | Unsworth (Edith) Elementary | 57/64451-00-035 | 04/11/19 | \$ 1,821,033 | \$ - | |
| El Tejon Unified | Kern | Frazier Park Elementary | 57/75168-00-001 | 05/20/19 | \$ 234,941 | \$ 156,627 | 10/1/2022 |
| El Tejon Unified | Kern | Frazier Mountain High | 57/75168-00-002 | 05/20/19 | \$ 253,703 | \$ 169,135 | 10/1/2022 |
| El Tejon Unified | Kern | El Tejon Elementary | 57/75168-00-003 | 05/20/19 | \$ 194,246 | \$ 129,498 | 10/1/2022 |
| Tustin Unified | Orange | C C Lambert Elementary | 57/73643-00-023 | 05/31/19 | \$ 563,209 | \$ - | 10/1/2022 |
| Tustin Unified | Orange | Robert Heideman Elementary | 57/73643-00-025 | 05/31/19 | \$ 921,615 | \$ - | 10/1/2022 |
| Yuba County Office of Education | Yuba | Virginia School | 57/10587-00-006 | 06/13/19 | \$ 282,975 | \$ 188,650 | 10/1/2022 |
| Whittier City Elementary | Los Angeles | Orange Grove Elementary | 57/65110-00-016 | 06/13/19 | \$ 1,689,998 | \$ - | 10/1/2022 |
| San Francisco Unified | San Francisco | Washington (George) High | 57/68478-63-006 | 06/14/19 | \$ 16,508,360 | \$ - | 10/1/2022 |
| Whittier City Elementary | Los Angeles | Lou Henry Hoover Elementary | 57/65110-00-017 | 06/26/19 | \$ 2,910,388 | \$ - | 10/1/2022 |
| Eureka City Schools | Humboldt | Lincoln Elementary | 57/75515-00-012 | 06/28/19 | \$ 2,151,390 | \$ - | 10/1/2022 |
| San Francisco Unified | San Francisco | Milk (Harvey) Civil Rights Elementary | 57/68478-00-063 | 08/05/19 | \$ 1,059,695 | \$ - | 11/2/2022 |
| Roseville Joint Union High | Placer | Granite Bay High | 57/66928-00-006 | 08/09/19 | \$ 2,784,623 | \$ - | 11/2/2022 |
| Monson-Sultana Joint Union Elementary | Tulare | Monson-Sultana Elementary | 57/72009-00-002 | 08/09/19 | \$ 905,713 | \$ - | 11/2/2022 |
| Tahoe-Truckee Unified | Placer | Sierra Expeditionary Learning | 57/66944-00-020 | 08/16/19 | \$ 1,146,384 | \$ - | 12/1/2022 |
| Whittier City Elementary | Los Angeles | Mill Elementary | 57/65110-00-018 | 08/19/19 | \$ 1,393,200 | \$ - | 12/1/2022 |
| Los Nietos | Los Angeles | Aeolian Elementary | 57/64758-00-006 | 08/23/19 | \$ 2,812,991 | \$ - | 12/1/2022 |
| Elk Grove Unified | Sacramento | Joseph Kerr Middle | 57/67314-00-036 | 08/23/19 | \$ 2,188,989 | \$ - | 12/1/2022 |
| Moraga Elementary | Contra Costa | Camino Pablo Elementary | 57/61747-00-004 | 08/26/19 | \$ 701,440 | \$ - | 12/2/2022 |
| Le Grand Union | Merced | Le Grand Elementary | 57/65722-00-002 | 08/26/19 | \$ 302,660 | \$ 201,774 | 12/2/2022 |
| Lucia Mar Unified | San Luis Obispo | Oceano Elementary | 57/68759-00-017 | 08/26/19 | \$ 1,690,526 | \$ - | 12/1/2022 |
| Lucia Mar Unified | San Luis Obispo | Mesa Middle | 57/68759-00-018 | 08/26/19 | \$ 2,934,810 | \$ - | 12/1/2022 |
| Colusa Unified | Colusa | Burchfield Primary | 57/61598-00-001 | 08/28/19 | \$ 1,147,073 | \$ - | 12/1/2022 |
| Colusa Unified | Colusa | Colusa High | 57/61598-00-002 | 08/28/19 | \$ 1,178,921 | \$ - | 12/1/2022 |
| Colusa Unified | Colusa | Egling Middle | 57/61598-00-003 | 08/28/19 | \$ 1,413,093 | \$ - | 12/1/2022 |
| Desert Sands Unified | Riverside | Indio Middle | 57/67058-00-020 | 08/29/19 | \$ 4,500,965 | \$ - | 12/1/2022 |
| Riverside Unified | Riverside | Magnolia Elementary | 57/67215-00-042 | 08/29/19 | \$ 670,308 | \$ - | 12/2/2022 |
| Riverside Unified | Riverside | Fremont Elementary | 57/67215-00-043 | 08/29/19 | \$ 1,494,294 | \$ - | 12/1/2022 |
| Azusa Unified | Los Angeles | Murray Elementary | 57/64279-00-028 | 08/30/19 | \$ 1,372,382 | \$ - | 12/2/2022 |
| San Francisco Unified | San Francisco | Garfield Elementary | 57/68478-00-064 | 08/30/19 | \$ 1,805,257 | \$ - | 12/2/2022 |
| Kern Union High | Kern | North High | 57/63529-00-013 | 09/03/19 | \$ 4,559,315 | \$ - | 12/1/2022 |
| Chicago Park Elementary | Nevada | Chicago Park Elementary | 57/66316-00-002 | 09/04/19 | \$ 681,893 | \$ 454,596 | 12/1/2022 |
| Bennett Valley Union Elementary | Sonoma | Yulupa Elementary | 57/70623-00-007 | 09/12/19 | \$ 264,042 | \$ - | 12/1/2022 |
| Hanford Elementary | Kings | Lincoln Elementary | 57/63917-00-007 | 09/13/19 | \$ 2,683,314 | \$ - | 12/1/2022 |
| Hanford Elementary | Kings | George Washington | 57/63917-00-008 | 09/13/19 | \$ 2,476,072 | \$ - | 12/1/2022 |

SFP APPLICATIONS
Modernization School Facilities Program
- Workload as of April 30, 2023 -

| District | County | Site Name | Application Number | OPSC Date Received | Estimated State Grant (a)*** | Financial Hardship (b) | Notification Occurred** |
|----------------------------|----------------|-------------------------------------|---------------------------|---------------------------|-------------------------------------|-------------------------------|--------------------------------|
| Desert Sands Unified | Riverside | Kennedy Elementary | 57/67058-00-021 | 09/16/19 | \$ 402,918 | \$ - | 12/1/2022 |
| Newport-Mesa Unified | Orange | Wilson Elementary | 57/66597-00-051 | 09/17/19 | \$ 1,802,983 | \$ - | 12/2/2022 |
| San Jose Unified | Santa Clara | Willow Glen High | 57/69666-00-053 | 09/17/19 | \$ 2,212,543 | \$ - | 12/1/2022 |
| San Jose Unified | Santa Clara | Lincoln High | 57/69666-00-054 | 09/17/19 | \$ 2,538,379 | \$ - | 12/1/2022 |
| Moreno Valley Unified | Riverside | Vista Heights | 57/67124-00-026 | 09/19/19 | \$ 6,163,856 | \$ 4,109,237 | 12/2/2022 |
| Riverside Unified | Riverside | Adams Elementary | 57/67215-00-044 | 09/19/19 | \$ 1,012,227 | \$ - | 12/1/2022 |
| Panama-Buena Vista Union | Kern | Panama Elementary | 57/63362-00-006 | 09/26/19 | \$ 3,301,060 | \$ - | 1/4/2023 |
| Saugus Union Elementary | Los Angeles | Plum Canyon Elementary | 57/64998-00-011 | 09/26/19 | \$ 1,233,580 | \$ - | 1/4/2023 |
| Etiwanda Elementary | San Bernardino | Windrows Elementary | 57/67702-00-003 | 09/26/19 | \$ 3,255,348 | \$ 2,170,232 | 1/4/2023 |
| Walnut Valley Unified | Los Angeles | Diamond Bar High | 57/73460-00-013 | 09/30/19 | \$ 13,519,632 | \$ - | 1/4/2023 |
| Center Joint Unified | Sacramento | Oak Hill Elementary | 57/73973-00-006 | 09/30/19 | \$ 3,641,528 | \$ - | 1/4/2023 |
| Garden Grove Unified | Orange | Genevieve M Crosby Elementary | 57/66522-00-095 | 10/05/19 | \$ 887,314 | \$ - | 1/4/2023 |
| Moreno Valley Unified | Riverside | Badger Springs Middle | 57/67124-00-027 | 10/08/19 | \$ 5,234,589 | \$ 3,489,726 | 1/4/2023 |
| Alta Vista Elementary | Tulare | Alta Vista Elementary | 57/71811-00-003 | 10/08/19 | \$ 1,656,832 | \$ 1,104,555 | 1/4/2023 |
| Rockford Elementary | Tulare | Rockford Elementary | 57/72090-00-002 | 10/08/19 | \$ 442,844 | \$ - | 1/4/2023 |
| Wheatland Union High | Yuba | Wheatland Union High | 57/72769-00-002 | 10/09/19 | \$ 3,786,222 | \$ - | 1/4/2023 |
| Monterey Peninsula Unified | Monterey | George C Marshall Elementary | 57/66092-00-033 | 10/11/19 | \$ 691,138 | \$ - | 1/4/2023 |
| Monterey Peninsula Unified | Monterey | Highland Elementary | 57/66092-00-034 | 10/11/19 | \$ 550,516 | \$ - | 1/4/2023 |
| Monterey Peninsula Unified | Monterey | Monte Vista Elementary | 57/66092-00-035 | 10/11/19 | \$ 2,092,964 | \$ - | 1/4/2023 |
| Monterey Peninsula Unified | Monterey | Marina Vista Elementary | 57/66092-00-036 | 10/14/19 | \$ 754,887 | \$ - | 1/4/2023 |
| Garden Grove Unified | Orange | Excelsior Elementary | 57/66522-00-094 | 10/15/19 | \$ 422,067 | \$ - | 1/4/2023 |
| Garden Grove Unified | Orange | Alamitos Intermediate | 57/66522-00-096 | 10/15/19 | \$ 319,123 | \$ - | 1/4/2023 |
| Sacramento City Unified | Sacramento | American Legion High (Continuation) | 57/67439-00-077 | 10/17/19 | \$ 376,386 | \$ - | 1/4/2023 |
| Sacramento City Unified | Sacramento | West Campus | 57/67439-00-078 | 10/17/19 | \$ 540,268 | \$ - | 1/4/2023 |
| Washington Unified | Yolo | Washington Middle College High | 57/72694-00-019 | 10/17/19 | \$ 1,243,180 | \$ - | 1/4/2023 |
| Visalia Unified | Tulare | Golden West High | 57/72256-00-031 | 10/18/19 | \$ 11,715,960 | \$ - | 1/4/2023 |
| Whittier City Elementary | Los Angeles | Daniel Phelan Elementary | 57/65110-00-019 | 10/23/19 | \$ 1,769,640 | \$ - | 1/4/2023 |
| Whittier City Elementary | Los Angeles | Lydia Jackson Elementary | 57/65110-00-020 | 10/23/19 | \$ 1,434,996 | \$ - | 1/4/2023 |
| Whittier City Elementary | Los Angeles | West Whittier Elementary | 57/65110-00-021 | 10/23/19 | \$ 5,566,584 | \$ - | 1/4/2023 |
| Elk Grove Unified | Sacramento | Foulks Ranch Elementary | 57/67314-00-037 | 10/24/19 | \$ 2,043,360 | \$ - | 1/4/2023 |
| Monterey Peninsula Unified | Monterey | La Mesa Elementary | 57/66092-00-037 | 10/25/19 | \$ 260,145 | \$ - | 1/4/2023 |
| Monterey Peninsula Unified | Monterey | Foothill Elementary | 57/66092-00-038 | 10/25/19 | \$ 666,640 | \$ - | 1/4/2023 |
| Redwood City Elementary | San Mateo | Orion Alternative | 57/69005-00-008 | 10/25/19 | \$ 550,482 | \$ - | 1/4/2023 |
| North Cow Creek Elementary | Shasta | North Cow Creek Elementary | 57/70078-00-001 | 10/25/19 | \$ 252,263 | \$ 168,176 | 1/4/2023 |
| Palmdale Elementary | Los Angeles | Dos Caminos Elementary | 57/64857-00-002 | 10/30/19 | \$ 906,607 | \$ - | 1/4/2023 |
| Glendale Unified | Los Angeles | College View | 57/64568-00-049 | 10/31/19 | \$ 1,313,607 | \$ - | 1/4/2023 |
| Mission Union Elementary | Monterey | Mission Elementary | 57/66084-00-003 | 10/31/19 | \$ 334,060 | \$ 222,707 | 1/4/2023 |
| Corcoran Joint Unified | Kings | John Muir Middle | 57/63891-00-014 | 11/08/19 | \$ 1,888,499 | \$ - | 1/4/2023 |
| Corcoran Joint Unified | Kings | Mark Twain Elementary | 57/63891-00-015 | 11/08/19 | \$ 1,668,660 | \$ - | 1/4/2023 |
| Riverside Unified | Riverside | University Heights Middle | 57/67215-00-045 | 11/14/19 | \$ 418,281 | \$ - | 1/4/2023 |
| Sylvan Union Elementary | Stanislaus | Elizabeth Ustach Middle | 57/71290-00-011 | 11/18/19 | \$ 5,174,338 | \$ - | 1/4/2023 |
| Plaza Elementary | Glenn | Plaza Elementary | 57/62638-00-001 | 11/19/19 | \$ 1,022,988 | \$ 681,992 | 1/4/2023 |
| Hanford Elementary | Kings | Lee Richmond Elementary | 57/63917-00-009 | 11/19/19 | \$ 1,533,537 | \$ - | 1/4/2023 |
| Hesperia Unified | San Bernardino | Joshua Circle Elementary | 57/75044-00-001 | 11/19/19 | \$ 2,061,850 | \$ - | 1/4/2023 |
| Hesperia Unified | San Bernardino | Sultana High | 57/75044-00-002 | 11/19/19 | \$ 2,040,420 | \$ - | 1/4/2023 |
| Whittier City Elementary | Los Angeles | Christian Sorensen Elementary | 57/65110-00-022 | 11/20/19 | \$ 3,126,055 | \$ - | 1/4/2023 |
| Centralia Elementary | Orange | San Marino Elementary | 57/66472-00-015 | 11/21/19 | \$ 532,907 | \$ - | 1/4/2023 |
| Oak Park Unified | Ventura | Brookside Elementary | 57/73874-00-004 | 11/21/19 | \$ 2,943,843 | \$ - | 1/4/2023 |

SFP APPLICATIONS
Modernization School Facilities Program
- Workload as of April 30, 2023 -

| District | County | Site Name | Application Number | OPSC Date Received | Estimated State Grant (a)*** | Financial Hardship (b) | Notification Occurred** |
|-------------------------------------|----------------|---------------------------------|---------------------------|---------------------------|-------------------------------------|-------------------------------|--------------------------------|
| Hanford Elementary | Kings | Roosevelt Elementary | 57/63917-00-010 | 11/25/19 | \$ 1,205,134 | \$ - | 1/6/2023 |
| Burton Elementary | Tulare | Oak Grove Elementary | 57/71837-00-005 | 11/25/19 | \$ 2,939,952 | \$ - | 1/6/2023 |
| Burton Elementary | Tulare | Burton Elementary | 57/71837-00-006 | 11/25/19 | \$ 1,776,355 | \$ - | 1/6/2023 |
| Burton Elementary | Tulare | Jim Maples Academy | 57/71837-00-007 | 11/25/19 | \$ 2,122,800 | \$ - | 1/6/2023 |
| Santa Paula Unified | Ventura | Barbara Webster Elementary | 57/76828-00-005 | 11/25/19 | \$ 1,791,587 | \$ - | 1/6/2023 |
| Waterford Unified | Stanislaus | Richard M Moon Primary | 57/75572-00-001 | 11/26/19 | \$ 408,014 | \$ 272,009 | 1/6/2023 |
| Waterford Unified | Stanislaus | Lucille Whitehead Intermediate | 57/75572-00-002 | 11/26/19 | \$ 95,434 | \$ 63,623 | 1/6/2023 |
| Waterford Unified | Stanislaus | Waterford Junior High | 57/75572-00-003 | 11/26/19 | \$ 230,927 | \$ 153,951 | 1/6/2023 |
| Waterford Unified | Stanislaus | Sentinel High | 57/75572-00-004 | 11/26/19 | \$ 16,399 | \$ 10,933 | 1/6/2023 |
| Moraga Elementary | Contra Costa | Donald L Rheem Elementary | 57/61747-00-005 | 12/02/19 | \$ 2,671,694 | \$ - | 1/6/2023 |
| Morongo Unified | San Bernardino | Yucca Valley High | 57/67777-00-009 | 12/02/19 | \$ 1,384,070 | \$ - | 1/6/2023 |
| Mountain View-Los Altos Union High | Santa Clara | Mountain View High | 57/69609-00-005 | 12/02/19 | \$ 3,835,811 | \$ - | 1/6/2023 |
| Los Alamitos Unified | Orange | Rossmoor Elementary | 57/73924-00-015 | 12/04/19 | \$ 626,198 | \$ - | 1/6/2023 |
| Los Nietos | Los Angeles | Ada S Nelson Elementary | 57/64758-00-007 | 12/06/19 | \$ 2,021,740 | \$ - | 1/6/2023 |
| Whittier City Elementary | Los Angeles | Katherine Edwards Middle | 57/65110-00-023 | 12/18/19 | \$ 6,543,024 | \$ - | 1/6/2023 |
| Riverside Unified | Riverside | Alcott Elementary | 57/67215-00-046 | 12/19/19 | \$ 1,013,094 | \$ - | 1/6/2023 |
| Los Angeles Unified | Los Angeles | Ninety-Third Street Elementary | 57/64733-00-727 | 12/20/19 | \$ 900,630 | \$ - | 1/6/2023 |
| Los Angeles Unified | Los Angeles | Foshay Learning Center | 57/64733-00-728 | 12/20/19 | \$ 4,012,461 | \$ - | 1/6/2023 |
| Los Angeles Unified | Los Angeles | Venice Senior High | 57/64733-00-729 | 12/20/19 | \$ 7,478,560 | \$ - | 1/6/2023 |
| San Rafael City High | Marin | San Rafael High | 57/65466-00-007 | 12/20/19 | \$ 986,446 | \$ - | 1/6/2023 |
| Monterey Peninsula Unified | Monterey | Seaside Middle | 57/66092-00-039 | 12/20/19 | \$ 2,011,747 | \$ - | 1/6/2023 |
| Riverside Unified | Riverside | Longfellow Elementary | 57/67215-00-047 | 12/26/19 | \$ 1,356,938 | \$ - | 1/6/2023 |
| Rosemead Elementary | Los Angeles | Muscatel Middle | 57/64931-00-015 | 01/06/20 | \$ 4,030,939 | \$ - | 1/6/2023 |
| Little Lake City Elementary | Los Angeles | Lakeside Middle | 57/64717-00-010 | 01/13/20 | \$ 4,543,695 | \$ - | 1/6/2023 |
| Corona-Norco Unified | Riverside | Jefferson Elementary | 57/67033-00-023 | 01/15/20 | \$ 2,544,857 | \$ - | 1/6/2023 |
| Center Joint Unified | Sacramento | Center High | 57/73973-00-007 | 01/16/20 | \$ 8,971,020 | \$ 5,980,680 | 1/6/2023 |
| Woodlake Unified | Tulare | Woodlake Valley Middle | 57/76794-00-003 | 01/16/20 | \$ 1,735,245 | \$ - | 1/6/2023 |
| Calexico Unified | Imperial | Calexico High | 57/63099-00-005 | 01/21/20 | \$ 18,119,529 | \$ - | 1/6/2023 |
| Redwood City Elementary | San Mateo | Hawes Elementary | 57/69005-00-009 | 01/21/20 | \$ 491,590 | \$ - | 1/6/2023 |
| Los Nietos | Los Angeles | Los Nietos Middle | 57/64758-00-008 | 01/24/20 | \$ 569,446 | \$ - | 1/6/2023 |
| Rosemead Elementary | Los Angeles | Muscatel Middle | 57/64931-00-016 | 01/24/20 | \$ 1,904,011 | \$ - | 1/6/2023 |
| Oak Park Unified | Ventura | Medea Creek Middle | 57/73874-00-005 | 01/24/20 | \$ 5,746,358 | \$ - | 1/6/2023 |
| Monterey County Office of Education | Monterey | Bard Blades (TMR) | 57/10272-00-002 | 01/27/20 | \$ 814,737 | \$ - | 1/6/2023 |
| San Lorenzo Unified | Alameda | Colonial Acres Elementary | 57/61309-00-018 | 01/27/20 | \$ 1,022,207 | \$ - | 1/6/2023 |
| Los Angeles Unified | Los Angeles | Susan Miller Dorsey Senior High | 57/64733-00-730 | 01/28/20 | \$ 872,225 | \$ - | 1/6/2023 |
| Anaheim Union High | Orange | Western High | 57/66431-00-025 | 01/28/20 | \$ 2,579,977 | \$ - | 1/6/2023 |
| East Side Union High | Santa Clara | William C Overfelt High | 57/69427-00-039 | 01/28/20 | \$ 246,855 | \$ - | 1/6/2023 |
| Whittier City Elementary | Los Angeles | Longfellow Elementary | 57/65110-00-024 | 01/29/20 | \$ 3,420,166 | \$ - | 1/6/2023 |
| Tulare City | Tulare | Roosevelt Elementary | 57/72231-00-011 | 01/29/20 | \$ 2,470,914 | \$ - | 1/6/2023 |
| Central Union High | Imperial | Southwest High | 57/63115-00-006 | 01/31/20 | \$ 1,349,208 | \$ - | 1/6/2023 |
| Las Virgenes Unified | Los Angeles | White Oak Elementary | 57/64683-00-011 | 02/03/20 | \$ 1,351,367 | \$ - | 3/1/2023 |
| Garden Grove Unified | Orange | Morningside Elementary | 57/66522-00-102 | 02/04/20 | \$ 273,783 | \$ - | 3/1/2023 |
| Walnut Valley Unified | Los Angeles | South Pointe Middle | 57/73460-00-014 | 02/04/20 | \$ 950,894 | \$ - | 3/1/2023 |
| Los Alamitos Unified | Orange | Jack L Weaver Elementary | 57/73924-00-016 | 02/04/20 | \$ 355,161 | \$ - | 3/1/2023 |
| Castro Valley Unified | Alameda | Creekside Middle | 57/61150-00-029 | 02/05/20 | \$ 1,165,308 | \$ - | 3/1/2023 |
| Long Beach Unified | Los Angeles | Alvarado Elementary | 57/64725-00-037 | 02/06/20 | \$ 2,002,889 | \$ - | 3/1/2023 |
| Long Beach Unified | Los Angeles | Bixby Elementary | 57/64725-00-038 | 02/06/20 | \$ 2,585,231 | \$ - | 3/1/2023 |
| Greenfield Union | Kern | Planz Elementary | 57/63503-00-004 | 02/07/20 | \$ 228,942 | \$ 152,628 | 3/1/2023 |

SFP APPLICATIONS
Modernization School Facilities Program
- Workload as of April 30, 2023 -

| District | County | Site Name | Application Number | OPSC Date Received | Estimated State Grant (a)*** | Financial Hardship (b) | Notification Occurred** |
|----------------------------|---------------|--------------------------------|---------------------------|---------------------------|-------------------------------------|-------------------------------|--------------------------------|
| Greenfield Union | Kern | Plantation Elementary | 57/63503-00-005 | 02/07/20 | \$ 172,273 | \$ 114,849 | 3/1/2023 |
| Greenfield Union | Kern | Leon H Ollivier Middle | 57/63503-00-006 | 02/07/20 | \$ 899,293 | \$ 599,529 | 3/1/2023 |
| Greenfield Union | Kern | Raffaello Palla Elementary | 57/63503-00-007 | 02/07/20 | \$ 698,160 | \$ 465,440 | 3/1/2023 |
| Greenfield Union | Kern | McKee Middle | 57/63503-00-008 | 02/07/20 | \$ 655,251 | \$ 436,834 | 3/1/2023 |
| Greenfield Union | Kern | W A Kendrick Elementary | 57/63503-00-009 | 02/07/20 | \$ 615,801 | \$ 410,534 | 3/1/2023 |
| Greenfield Union | Kern | Greenfield Middle | 57/63503-00-010 | 02/07/20 | \$ 234,649 | \$ 156,433 | 3/1/2023 |
| Greenfield Union | Kern | Fairview Elementary | 57/63503-00-011 | 02/07/20 | \$ 423,162 | \$ 282,108 | 3/1/2023 |
| Long Beach Unified | Los Angeles | Muir Elementary | 57/64725-00-039 | 02/07/20 | \$ 7,924,918 | \$ - | 3/1/2023 |
| Centralia Elementary | Orange | Los Coyotes Elementary | 57/66472-00-016 | 02/07/20 | \$ 125,931 | \$ - | 3/1/2023 |
| Fountain Valley Elementary | Orange | Tamura (Hisamatsu) Elementary | 57/66498-00-018 | 02/10/20 | \$ 1,476,090 | \$ - | 3/1/2023 |
| Fountain Valley Elementary | Orange | Newland (William T) Elementary | 57/66498-00-019 | 02/10/20 | \$ 2,318,769 | \$ - | 3/1/2023 |
| Del Norte County Unified | Del Norte | Mary Peacock Elementary | 57/61820-00-015 | 02/11/20 | \$ 1,883,811 | \$ 1,255,874 | 3/1/2023 |
| Del Norte County Unified | Del Norte | Bess Maxwell Elementary | 57/61820-00-016 | 02/11/20 | \$ 1,423,794 | \$ 949,196 | 3/1/2023 |
| Del Norte County Unified | Del Norte | Pine Grove Elementary | 57/61820-00-017 | 02/11/20 | \$ 1,153,663 | \$ 769,109 | 3/1/2023 |
| Garden Grove Unified | Orange | Newhope Elementary | 57/66522-00-103 | 02/11/20 | \$ 432,606 | \$ - | 3/1/2023 |
| Los Angeles Unified | Los Angeles | Venice Senior High | 58/64733-00-005* | 02/16/23 | \$ 1,059,058 | \$ - | |
| Los Angeles Unified | Los Angeles | Crenshaw Senior High | 58/64733-00-006* | 03/23/23 | \$ 894,491 | \$ - | |
| Anderson Union High | Shasta | Anderson High | 58/69856-00-002 | 04/06/23 | \$ 475,996 | \$ - | |
| Lewiston Elementary | Trinity | Lewiston Elementary | 58/71746-00-002 | 04/27/23 | \$ 440,730 | \$ 293,820 | |
| Greenfield Union | Kern | Kendrick Elementary | 58/63503-00-001 | 04/28/23 | \$ 1,426,381 | \$ - | |
| | | | | | \$ 356,371,839 | \$ 28,370,352 | |
| | | | | | | \$ 384,742,191 | |

| | | |
|--|-----------------------|-----------------------|
| MODERNIZATION FUNDING SUBTOTALS | \$ 352,075,183 | \$ 28,076,532 |
| MODERNIZATION FACILITY HARDSHIP - NON SEISMIC | \$ 2,343,107 | \$ 293,820 |
| TOTAL MODERNIZATION FUNDING | | \$ 382,788,642 |
| MODERNIZATION FACILITY HARDSHIP - SEISMIC | \$ 1,953,549 | \$ - |

(a) Represents estimated 60% state share of project including excessive cost grants. Sesimic Mitigation Program projects represents the estimated 50% state share of project. Amounts shown have not been reviewed by OPSC for compliance with all School Facility Program requirements.

(b) Represents estimated financial hardship. Amounts shown have not been reviewed by OPSC for compliance with all School Facility Program requirements.

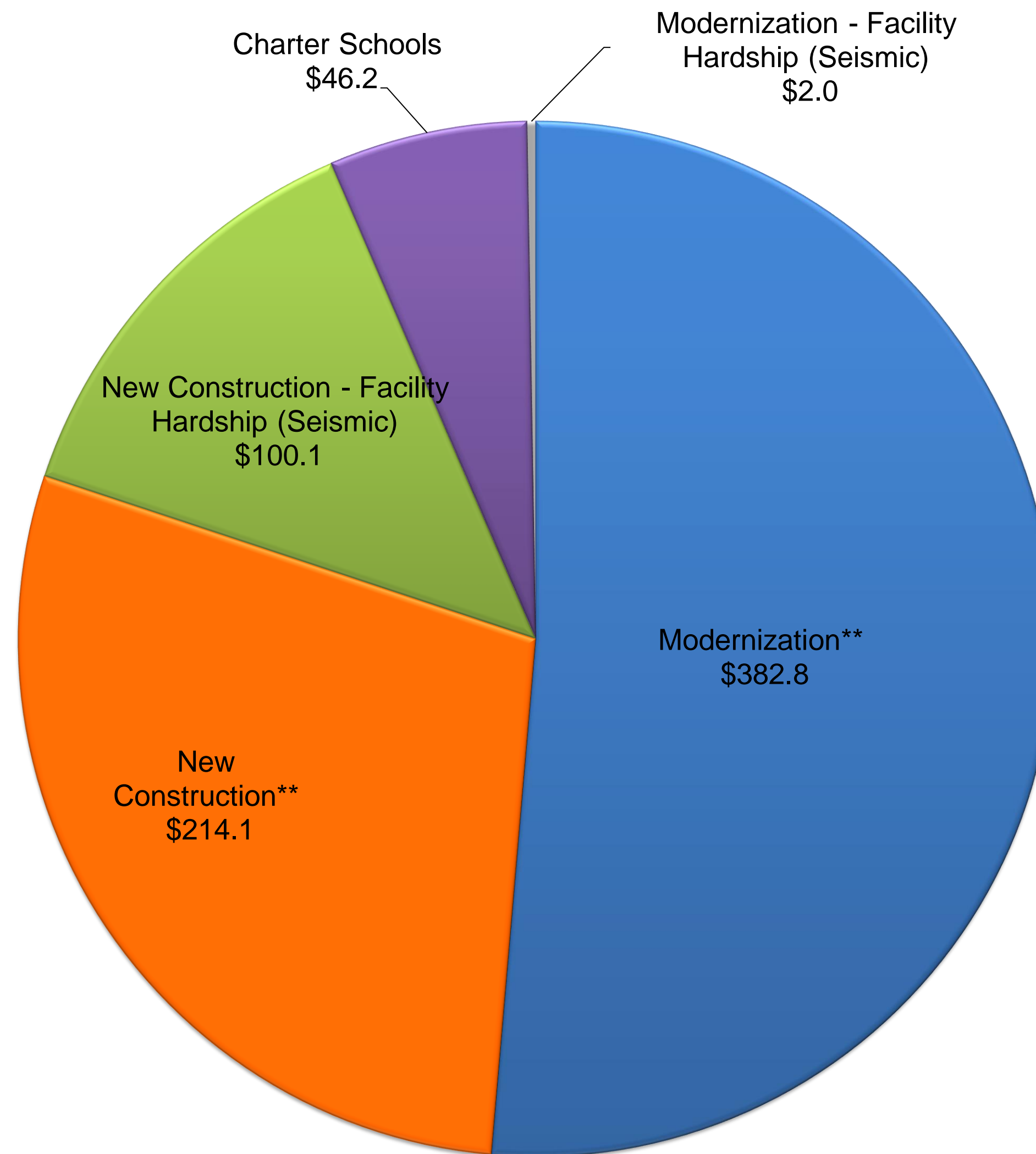
*Facility Hardship project requesting Seismic Mitigation Program funding.

**School districts have been notified that the Office of Public School Construction will begin processing the district's application in the near future.

CHARTER APPLICATIONS
Remaining Applications for Preliminary Apportionment (Forms SAB 50-09)
- as of April 30, 2023 -

| Type | County | District | Charter School | Application Number | Received Date | Estimated Reserved Preliminary Apportionment |
|------------------|-------------|--------------------------------|--|--------------------|---------------|--|
| New Construction | Los Angeles | Los Angeles Unified | Magnolia Science Academy 1 | 54/64733-39-001 | 05/02/22 | \$ 21,245,388.00 |
| New Construction | Shasta | Shasta Union High | California Heritage YouthBuild Academy | 54/70136-02-001 | 05/02/22 | \$ 39,064,667.64 |
| New Construction | Placer | Rocklin Unified | MMCA Expansion | 54/75085-00-003 | 05/03/22 | \$ 10,449,266.00 |
| New Construction | Humboldt | Northern Humboldt Union High | Laurel Tree - 9-12 | 54/62687-00-001 | 05/29/22 | \$ 2,533,982.00 |
| New Construction | Humboldt | McKinleyville Union Elementary | Laurel Tree Charter - TK-8 | 54/62950-00-001 | 05/29/22 | \$ 5,066,501.00 |
| New Construction | Sacramento | Natomas Unified | Natomas Charter School | 54/75283-00-011 | 06/01/22 | \$ 5,608,960.00 |
| Rehabilitation | San Diego | Grossmont Union High | LCHS Alpine | 54/68130-00-002 | 06/02/22 | \$ 9,321,157.00 |
| New Construction | Shasta | Shasta Union High | Redding School of the Arts High School | 54/70136-01-001 | 06/02/22 | \$ 14,101,438.00 |
| New Construction | San Benito | Hollister Elementary | Hollister Prep | 54/67470-00-001 | 06/02/22 | \$ 15,475,416.00 |
| Rehabilitation | Alameda | Hayward Unified | Impact Academy | 54/61192-02-005 | 06/02/22 | \$ 18,081,400.00 |
| Rehabilitation | Fresno | Sanger Unified | Sanger Academy Charter School | 54/62414-00-001 | 06/03/22 | \$ 21,007,350.00 |
| New Construction | Shasta | Columbia Elementary | Redding School of the Arts TK | 54/69948-00-001 | 06/03/22 | \$ 3,162,962.00 |
| Rehabilitation | Sacramento | Twin Rivers Unified | Community Outreach Academy (6-8) (Rehab) | 54/76505-03-001 | 06/03/22 | \$ 6,691,560.00 |
| New Construction | Sacramento | Natomas Unified | Natomas Pacific Pathways Preparatory Elementary School | 54/75283-00-012 | 06/03/22 | \$ 10,197,069.00 |
| Rehabilitation | Sacramento | Natomas Unified | Natomas Pacific Pathways Preparatory Elementary School | 54/75283-00-013 | 06/03/22 | \$ 2,761,022.00 |
| New Construction | San Diego | San Diego Unified | Kavod Charter School | 54/68338-00-014 | 06/03/22 | \$ 24,932,694.00 |
| Rehabilitation | San Diego | San Diego Unified | Kavod Charter School | 54/68338-00-013 | 06/03/22 | \$ 8,209,293.00 |
| New Construction | San Diego | San Diego Unified | Health Sciences | 54/68338-00-010 | 06/03/22 | \$ 52,457,756.00 |
| Rehabilitation | San Diego | Chula Vista Elementary | Feaster Charter Modernization | 54/68023-03-003 | 06/03/22 | \$ 20,052,170.00 |
| Rehabilitation | San Diego | Chula Vista Elementary | Mueller Charter Rehab | 54/68023-00-003 | 06/03/22 | \$ 14,043,278.00 |
| Total | | | | | | \$ 304,463,330 |

School Facility Program Applications within Bond Authority*
- in millions of dollars, as of April 30, 2023 -



*The projects on this report only represents completed applications that are awaiting Office of Public School Construction (OPSC) processing and scheduling to the State Allocation Board. It does not reflect the OPSC's complete workload or guarantee the project is within available bond authority.

** Includes Facility Hardship Non-Seismic applications.

This list includes future workload that is identified as:

- Pending reflects workload that has been processed by OPSC but awaiting further information/documentation from the district.
- Reviewing reflects currently being processed by OPSC.

INFORMATION ITEM

CALIFORNIA PRESCHOOL, TRANSITIONAL KINDERGARTEN AND FULL-DAY KINDERGARTEN FACILITIES GRANT PROGRAM (as of April 30, 2023)

The applications on this list represent California Preschool, Transitional Kindergarten and Full-Day Kindergarten Facilities Grant Program projects in date order received through April 30, 2023. These applications have been received and are currently being reviewed by the Office of Public School Construction.

Published monthly in the SAB Agenda.

This report is also located on the [OPSC Website](#)

California Preschool, Transitional Kindergarten and Full-Day Kindergarten Facilities Grant Program
- Workload as of April 30, 2023 -

| District | County | Site Name | Application Number | OPSC Date Received | Estimated State Grant** | Financial Hardship** |
|------------------------------------|----------------|---|--------------------|--------------------|-------------------------|----------------------|
| ABC Unified | Los Angeles | Aloha Elementary | 70/64212-00-001 | 3/2/2023 | \$ 819,902.00 | |
| ABC Unified | Los Angeles | Furgeson Elementary | 70/64212-00-002 | 3/2/2023 | \$ 819,902.00 | |
| ABC Unified | Los Angeles | Hawaiian Elementary | 71/64212-00-002 | 3/2/2023 | \$ 190,187.00 | |
| ABC Unified | Los Angeles | Melbourne Elementary | 71/64212-00-003 | 3/2/2023 | \$ 190,187.00 | |
| ABC Unified | Los Angeles | Willow Elementary | 71/64212-00-004 | 3/2/2023 | \$ 190,187.00 | |
| Adelanto Elementary | San Bernardino | Adelanto Elementary | 70/67587-00-015 | 3/2/2023 | \$ 2,733,005.00 | |
| Adelanto Elementary | San Bernardino | Bradach Elementary | 70/67587-00-022 | 3/2/2023 | \$ 3,552,909.00 | |
| Adelanto Elementary | San Bernardino | Eagle Ranch Elementary | 70/67587-00-016 | 3/2/2023 | \$ 4,919,411.00 | |
| Adelanto Elementary | San Bernardino | El Mirage | 70/67587-00-014 | 3/2/2023 | \$ 1,366,503.00 | |
| Adelanto Elementary | San Bernardino | George Visual and Perform,ing Arts Magnet and Middle | 70/67587-00-012 | 3/2/2023 | \$ 4,099,510.00 | |
| Adelanto Elementary | San Bernardino | Gus Franklin Jr. STEM School | 70/67587-00-019 | 3/2/2023 | \$ 4,919,411.00 | |
| Adelanto Elementary | San Bernardino | Magathan Elementary | 70/67587-00-018 | 3/2/2023 | \$ 5,466,012.00 | |
| Adelanto Elementary | San Bernardino | Morgan Kincaid Prep | 70/67587-00-020 | 3/2/2023 | \$ 5,466,012.00 | |
| Adelanto Elementary | San Bernardino | Theodore Vick Elementary | 70/67587-00-021 | 3/2/2023 | \$ 5,466,012.00 | |
| Adelanto Elementary | San Bernardino | West Creek Elementary | 70/67587-00-013 | 3/2/2023 | \$ 5,466,012.00 | |
| Adelanto Elementary | San Bernardino | Westside Park Elementary | 70/67587-00-017 | 3/2/2023 | \$ 4,919,411.00 | |
| Alhambra Unified | Los Angeles | Garfield Elementary/ Scanlon Early Ed Ctr Consolidation | 70/75713-00-002 | 2/24/2023 | \$ 3,729,607.00 | |
| Alisal Union | Monterey | Sanchez (Jesse G) Elementary | 70/65961-00-029 | 3/2/2023 | \$ 2,459,706.00 | |
| Alisal Union | Monterey | Alisal Community | 70/65961-00-032 | 3/2/2023 | \$ 3,279,607.00 | |
| Alisal Union | Monterey | Bardin Elementary | 70/65961-00-034 | 3/2/2023 | \$ 1,639,803.00 | |
| Alisal Union | Monterey | Creekside Elementary | 70/65961-00-027 | 3/2/2023 | \$ 4,099,509.00 | |
| Alisal Union | Monterey | Dr. Martin Luther King, Jr. Academy | 70/65961-00-035 | 3/2/2023 | \$ 4,099,509.00 | |
| Alisal Union | Monterey | John Steinbeck Elementary | 70/65961-00-031 | 3/2/2023 | \$ 3,279,607.00 | |
| Alisal Union | Monterey | Loya (Oscar F.) Elementary | 70/65961-00-030 | 3/2/2023 | \$ 1,639,803.00 | |
| Alisal Union | Monterey | Monte Bella Elementary | 70/65961-00-033 | 3/2/2023 | \$ 3,279,607.00 | |
| Alisal Union | Monterey | Virginia Rocca Barton Elementary | 70/65961-00-028 | 3/2/2023 | \$ 2,459,706.00 | |
| Amador County Unified | Amador | Ione Elementary | 70/73981-00-004 | 2/28/2023 | \$ 3,279,607.00 | |
| Amador County Unified | Amador | Jackson Elementary | 70/73981-00-003 | 2/28/2023 | \$ 2,459,706.00 | |
| Anaheim Elementary | Orange | Price Elementary | 70/66423-00-003 | 3/2/2023 | \$ 10,658,724.00 | |
| Arcadia Unified | Los Angeles | Baldwin Stocker Elementary | 70/64261-00-011 | 2/14/2023 | \$ 4,372,810.00 | |
| Arcadia Unified | Los Angeles | Camino Grove Elementary | 70/64261-00-007 | 2/14/2023 | \$ 4,372,810.00 | |
| Arcadia Unified | Los Angeles | Highland Oaks Elementary | 70/64261-00-012 | 2/14/2023 | \$ 4,372,810.00 | |
| Arcadia Unified | Los Angeles | Holly Avenue Elementary | 70/64261-00-010 | 2/14/2023 | \$ 4,372,810.00 | |
| Arcadia Unified | Los Angeles | Hugo Reid Elementary | 70/64261-00-008 | 2/14/2023 | \$ 3,826,208.00 | |
| Arcadia Unified | Los Angeles | Longley Way Elementary | 70/64261-00-009 | 2/14/2023 | \$ 3,826,208.00 | |
| Arcata | Humboldt | Arcata Elementary | 70/62679-00-001 | 2/28/2023 | \$ 834,564.00 | \$ 278,188.00 |
| Azusa Unified | Los Angeles | Dalton Elementary | 70/64279-00-001 | 3/2/2023 | \$ 2,459,706.00 | |
| Azusa Unified | Los Angeles | Ellington Elementary | 70/64279-00-002 | 3/2/2023 | \$ 1,639,803.00 | |
| Azusa Unified | Los Angeles | Hodge Elementary | 70/64279-00-003 | 3/2/2023 | \$ 2,459,706.00 | |
| Azusa Unified | Los Angeles | Lee Elementary | 70/64279-00-004 | 3/2/2023 | \$ 3,279,607.00 | |
| Azusa Unified | Los Angeles | Magnolia Elementary | 70/64279-00-005 | 3/2/2023 | \$ 3,279,607.00 | |
| Azusa Unified | Los Angeles | Murray Elementary | 70/64279-00-006 | 3/2/2023 | \$ 4,099,509.00 | |
| Azusa Unified | Los Angeles | Paramount Elementary | 70/64279-00-007 | 3/2/2023 | \$ 4,099,509.00 | |
| Azusa Unified | Los Angeles | Powell Elementary | 70/64279-00-008 | 3/2/2023 | \$ 2,459,706.00 | |
| Azusa Unified | Los Angeles | Valleydale Elementary | 70/64279-00-009 | 3/2/2023 | \$ 1,639,803.00 | |
| Bakersfield City | Kern | Douglas K Fletcher Elementary | 70/63321-00-002 | 3/2/2023 | \$ 2,459,706.00 | |
| Bakersfield City | Kern | Martin Luther King Jr Elementary | 70/63321-00-003 | 3/2/2023 | \$ 1,639,803.00 | |
| Ballico-Cressey Elementary | Merced | Cressey Elementary | 70/65649-00-001 | 3/2/2023 | \$ 2,714,169.00 | \$ 1,624,591.00 |
| Banta Unified | San Joaquin | Banta Elementary | 70/77388-00-001 | 3/2/2023 | \$ 529,860.00 | |
| Banta Unified | San Joaquin | NextGeneration STEAM Academy | 71/77388-00-001 | 3/2/2023 | \$ 2,474,369.00 | |
| Belmont- Redwood Shores Elementary | San Mateo | Nesbit Elementary | 70/68866-00-001 | 3/2/2023 | \$ 2,459,706.00 | |

California Preschool, Transitional Kindergarten and Full-Day Kindergarten Facilities Grant Program
- Workload as of April 30, 2023 -

| District | County | Site Name | Application Number | OPSC Date Received | Estimated State Grant** | Financial Hardship** |
|------------------------------|----------------|------------------------------|--------------------|--------------------|-------------------------|----------------------|
| Benicia Unified | Solano | Mary Farmer Elementary | 70/70524-00-006 | 2/27/2023 | \$ 4,049,259.00 | |
| Benicia Unified | Solano | Robert Semple Elementary | 70/70524-00-005 | 2/27/2023 | \$ 2,429,556.00 | |
| Beverly Hills Unified | Los Angeles | Hawthorne Elementary | 70/64311-00-002 | 3/2/2023 | \$ 5,466,012.00 | |
| Beverly Hills Unified | Los Angeles | Horace Mann Elementary | 71/64311-00-002 | 3/2/2023 | \$ 1,865,401.00 | |
| Big Springs Union Elementary | Siskiyou | Big Springs Elementary | 70/70185-00-001 | 3/1/2023 | \$ 1,381,165.00 | \$ 824,789.00 |
| Brawley Elementary | Imperial | JW Oakley | 70/63073-00-001 | 3/2/2023 | \$ 5,466,012.00 | \$ 3,279,607.00 |
| Brawley Elementary | Imperial | Miguel Hidalgo | 70/63073-00-004 | 3/2/2023 | \$ 3,552,909.00 | \$ 1,912,405.00 |
| Brawley Elementary | Imperial | Myron D. Witter | 70/63073-00-002 | 3/2/2023 | \$ 4,372,810.00 | \$ 2,186,404.00 |
| Brawley Elementary | Imperial | Phil D. Swing | 70/63073-00-003 | 3/2/2023 | \$ 4,372,810.00 | \$ 2,186,404.00 |
| Buellton Union Elementary | Santa Barbara | Oak Valley Elementary | 70/69138-00-001 | 2/16/2023 | \$ 834,546.00 | |
| Buena Park Elementary | Orange | Carl E. Gilbert Elementary | 70/66456-00-001 | 3/2/2023 | \$ 7,105,816.00 | |
| Calexico Unified | Imperial | Cesar Chavez Elementary | 71/63099-00-001 | 3/2/2023 | \$ 4,405,642.00 | |
| Calexico Unified | Imperial | Kennedy Gardens Elementary | 70/63099-00-001 | 3/2/2023 | \$ 4,934,073.00 | |
| Caliente Union Elementary | Kern | Piute Mountain Elementary | 71/63388-00-001 | 3/2/2023 | \$ 531,163.00 | \$ 254,780.00 |
| Calistoga Joint Unified | Napa | Calistoga Elementary | 71/66241-00-001 | 2/15/2023 | \$ 1,352,489.00 | |
| Cascade Union Elementary | Shasta | Anderson Heights Elementary | 70/69914-00-002 | 3/1/2023 | \$ 1,654,466.00 | \$ 551,488 |
| Cascade Union Elementary | Shasta | Meadow Lane Elementary | 70/69914-00-001 | 3/1/2023 | \$ 2,474,368.00 | \$ 824,789.00 |
| Castle Rock Union Elementary | Shasta | Castle Rock Elementary | 70/69922-00-001 | 3/1/2023 | \$ 834,564.00 | \$ 278,188.00 |
| Castro Valley Unified | Alameda | Marshall Elementary | 70/61150-00-002 | 2/17/2023 | \$ 2,805,678.00 | |
| Center Joint Unified | Sacramento | Dudley Elementary | 70/73973-00-010 | 3/1/2023 | \$ 8,199,018.00 | |
| Ceres Unified | Stanislaus | Sam Vaughn Elementary | 70/71043-00-004 | 2/24/2023 | \$ 4,099,509.00 | |
| Chico Unified | Butte | Emma Wilson Elementary | 70/61424-00-016 | 2/17/2023 | \$ 2,459,706.00 | |
| Chico Unified | Butte | McManus (John A.) Elementary | 70/61424-00-017 | 2/17/2023 | \$ 4,934,073.00 | |
| Chowchilla Elementary | Madera | Merle L Fuller Elementary | 70/65193-00-002 | 2/27/2023 | \$ 7,018,715.00 | |
| Cloverdale Unified | Sonoma | Jefferson Elementary | 70/70656-00-002 | 2/16/2023 | \$ 5,490,450.00 | \$ 3,294,270.00 |
| Coachella Valley Unified | Riverside | Mecca Elementary | 70/73676-00-002 | 3/1/2023 | \$ 6,559,215.00 | |
| Coalinga-Huron Unified | Fresno | Annie E. Cheney | 70/62125-00-002 | 3/1/2023 | \$ 2,459,706.00 | |
| Colfax Elementary | Placer | Colfax Elementary | 70/66795-00-001 | 3/1/2023 | \$3,294,270.00 | \$1,098,090.00 |
| Colton Joint Unified | San Bernardino | Crestmore Elementary | 70/67686-00-016 | 3/1/2023 | \$ 3,542,548.00 | |
| Colton Joint Unified | San Bernardino | Grimes Elementary | 70/67686-00-014 | 3/1/2023 | \$ 4,919,411.00 | |
| Colton Joint Unified | San Bernardino | Terrace View Elementary | 70/67686-00-017 | 3/2/2023 | \$ 1,639,803.00 | |
| Colton Joint Unified | San Bernardino | Wilson Elementary | 70/67686-00-015 | 3/1/2023 | \$ 3,279,607.00 | |
| Columbia Elementary | Shasta | Columbia Elementary | 70/69948-00-002 | 2/27/2023 | \$ 8,213,681.00 | |
| Colusa Unified | Colusa | James M. Burchfield Primary | 70/61598-00-002 | 2/15/2023 | \$ 7,393,779.00 | \$ 2,464,593.00 |
| Compton Unified | Los Angeles | Kennedy Elementary | 70/73437-00-001 | 3/2/2023 | \$ 3,862,544.00 | |
| Cotati-Rohnert Park Unified | Sonoma | Evergreen Elementary | 70/73882-00-001 | 3/1/2023 | \$ 1,654,466.00 | |
| Cotati-Rohnert Park Unified | Sonoma | Marguerite Hahn Elementary | 70/73882-00-002 | 3/1/2022 | \$ 1,654,466.00 | |
| Cotati-Rohnert Park Unified | Sonoma | Monte Vista Elementary | 70/73882-00-003 | 3/1/2021 | \$ 3,308,932.00 | |
| Cotati-Rohnert Park Unified | Sonoma | John Reed Elementary | 70/73882-00-004 | 3/1/2020 | \$ 3,308,932.00 | |
| Cotati-Rohnert Park Unified | Sonoma | University Elementary | 71/73882-00-001 | 3/1/2019 | \$ 262,941.00 | |
| Cotati-Rohnert Park Unified | Sonoma | Thomas Page Academy | 70/73882-00-005 | 3/1/2018 | \$ 2,973,212.00 | |
| Cotati-Rohnert Park Unified | Sonoma | Richard Crane Elementary | 71/73882-00-002 | 3/1/2017 | \$ 262,941.00 | |
| Cucamonga Elementary | San Bernardino | Cucamonga Elementary | 70/67694-00-002 | 3/2/2023 | \$ 1,814,887.00 | |
| Culver City Unified | Los Angeles | El Rincon Elementary | 70/64444-00-004 | 3/1/2023 | \$ 2,459,706.00 | |
| Culver City Unified | Los Angeles | La Ballona Elementary | 70/64444-00-003 | 3/1/2023 | \$ 3,279,607.00 | |
| Delano Union Elementary | Kern | Morningside Elementary | 70/63404-00-010 | 3/2/2023 | \$ 4,919,411.00 | \$ 2,733,006.00 |
| Delhi Unified | Merced | El Capitan Elementary | 70/75366-00-002 | 3/1/2023 | \$ 2,747,668.00 | |
| Delhi Unified | Merced | Harmony Elementary | 70/75366-00-003 | 3/1/2023 | \$ 2,747,668.00 | |
| Delhi Unified | Merced | Schendel Elementary | 70/75366-00-001 | 3/1/2023 | \$ 4,114,172.00 | |
| Delphic Elementary | Siskiyou | Delphic Elementary | 70/70227-00-001 | 2/28/2023 | \$ 834,564.00 | \$ 278,188.00 |
| Desert Sands Unified | Riverside | Carter Elementary | 71/67058-00-002 | 3/2/2023 | \$ 524,646.00 | |

California Preschool, Transitional Kindergarten and Full-Day Kindergarten Facilities Grant Program
- Workload as of April 30, 2023 -

| District | County | Site Name | Application Number | OPSC Date Received | Estimated State Grant** | Financial Hardship** |
|-------------------------------|----------------|-----------------------------------|--------------------|--------------------|-------------------------|----------------------|
| Desert Sands Unified | Riverside | Lincoln Elementary | 71/67058-00-001 | 3/2/2023 | \$ 699,526.00 | |
| Dinuba Unified | Tulare | Grand View Elementary | 70/75531-00-006 | 2/28/2023 | \$ 1,639,803.00 | |
| Dinuba Unified | Tulare | Jefferson Elementary | 70/75531-00-005 | 2/28/2023 | \$ 2,459,706.00 | |
| Dinuba Unified | Tulare | Kennedy Elementary | 70/75531-00-004 | 2/28/2023 | \$ 2,459,706.00 | |
| Dinuba Unified | Tulare | Lincoln Elementary | 70/75531-00-002 | 2/28/2023 | \$ 4,919,411.00 | |
| Dinuba Unified | Tulare | Roosevelt Elementary | 70/75531-00-003 | 2/28/2023 | \$ 2,459,706.00 | |
| Dinuba Unified | Tulare | Wilson Elementary | 70/75531-00-001 | 2/28/2023 | \$ 3,279,607.00 | |
| Douglas City Elementary | Trinity | Douglas City Elementary | 70/71696-00-001 | 3/2/2023 | \$ 262,941.00 | \$ 87,646.00 |
| Earlimart Elementary | Tulare | Earlimart Elementary | 70/71902-00-002 | 2/28/2023 | \$ 6,573,877.00 | \$ 2,191,292.00 |
| El Centro Elementary | Imperial | Harding Elementary | 70/63123-00-009 | 3/2/2023 | \$ 4,099,509.00 | |
| El Centro Elementary | Imperial | Hedrick Elementary | 70/63123-00-010 | 3/2/2023 | \$ 2,459,706.00 | |
| El Segundo Unified | Los Angeles | Richmond Street Elementary | 70/64535-00-003 | 3/1/2023 | \$ 6,559,215.00 | |
| El Tajon Unified | Kern | Frazier Park Elementary | 70/75168-00-002 | 3/1/2023 | \$ 824,514.00 | \$ 274,838.00 |
| Escalon Unified | San Joaquin | CollegeVille Elementary | 70/68502-00-003 | 3/1/2023 | \$ 2,186,404.00 | |
| Escalon Unified | San Joaquin | Dent Elementary | 70/68502-00-001 | 3/1/2023 | \$ 3,279,607.00 | |
| Escalon Unified | San Joaquin | Farminton Elementary | 70/68502-00-004 | 3/1/2023 | \$ 1,366,503.00 | |
| Escalon Unified | San Joaquin | Van Allen Elementary | 70/68502-00-002 | 3/1/2023 | \$ 1,639,803.00 | |
| Esparto Unified | Yolo | Esparto Elementary | 70/72686-00-002 | 3/2/2023 | \$ 5,753,975.00 | \$ 1,917,991.00 |
| Eureka City | Humboldt | Grant Elementary | 70/75515-00-002 | 3/1/2023 | \$ 6,559,215.00 | \$ 2,186,405.00 |
| Firebaugh-Las Deltas Unified | Fresno | Hazel M Bailey Primary | 70/73809-00-001 | 3/1/2023 | \$ 9,853,485.00 | \$ 5,470,900.00 |
| Folsom Cordova Unified | Sacramento | Cordova Villa Elementary | 70/67330-00-002 | 2/28/2023 | \$ 1,639,803.00 | |
| Folsom Cordova Unified | Sacramento | Theodore Judah Elementary | 70/67330-00-001 | 2/28/2023 | \$ 1,639,803.00 | |
| Fontana Unified | San Bernardino | Beech Avenue Elementary | 70/67710-00-051 | 2/28/2023 | \$ 1,639,803.00 | |
| Fontana Unified | San Bernardino | Canyon Crest Elementary | 71/67710-00-029 | 3/1/2023 | \$ 582,937.00 | |
| Fontana Unified | San Bernardino | Cypress Elementary | 70/67710-00-046 | 2/28/2023 | \$ 2,459,706.00 | |
| Fontana Unified | San Bernardino | Date Elementary | 70/67710-00-052 | 3/1/2023 | \$ 1,639,803.00 | |
| Fontana Unified | San Bernardino | Dorothy Grant Innovations Academy | 70/67710-00-049 | 2/28/2023 | \$ 2,459,706.00 | |
| Fontana Unified | San Bernardino | Hemlock Elementary | 70/67710-00-048 | 3/1/2023 | \$ 1,639,803.00 | |
| Fontana Unified | San Bernardino | Juniper Elementary | 71/67710-00-031 | 3/1/2023 | \$ 582,937.00 | |
| Fontana Unified | San Bernardino | Mango Elementary | 70/67710-00-050 | 2/28/2023 | \$ 525,881.00 | |
| Fontana Unified | San Bernardino | North Tamarind Elementary | 71/67710-00-030 | 3/1/2023 | \$ 291,470.00 | |
| Fontana Unified | San Bernardino | Oleander Elementary | 71/67710-00-025 | 3/1/2023 | \$ 2,459,706.00 | |
| Fontana Unified | San Bernardino | Palmetto Elementary | 70/67710-00-047 | 2/28/2023 | \$ 2,459,706.00 | |
| Fontana Unified | San Bernardino | Randall Pepper Elementary | 71/67710-00-027 | 3/1/2023 | \$ 1,165,875.00 | |
| Fontana Unified | San Bernardino | Redwood Elementary | 70/67710-00-053 | 3/1/2023 | \$ 1,402,839.00 | |
| Fontana Unified | San Bernardino | Sierra Lakes Elementary | 70/67710-00-045 | 2/28/2023 | \$ 2,459,706.00 | |
| Fontana Unified | San Bernardino | Souht Tamarind Elementary | 71/67710-00-026 | 3/1/2023 | \$ 1,402,839.00 | |
| Fontana Unified | San Bernardino | West Randall Elementary | 71/67710-00-028 | 3/1/2023 | \$ 291,470.00 | |
| Forestville Union | Sonoma | Forestville Elementary & Academy | 70/70680-00-002 | 2/28/2023 | \$ 556,376.00 | |
| Fowler Unified | Fresno | Marshall Elementary | 70/62158-00-006 | 2/27/2023 | \$ 9,838,823.00 | |
| Franklin- McKinley Elementary | Santa Clara | Dahl Elementary | 70/69450-00-011 | 3/1/2023 | \$ 4,154,014.00 | |
| Franklin- McKinley Elementary | Santa Clara | Hellyer Elementary | 70/69450-00-009 | 3/1/2023 | \$ 4,074,947.00 | |
| Franklin- McKinley Elementary | Santa Clara | Kennedy Elementary | 70/69450-00-010 | 3/1/2023 | \$ 2,751,176.00 | |
| Franklin- McKinley Elementary | Santa Clara | Meadows Elementary | 70/69450-00-013 | 3/1/2023 | \$ 3,917,051.00 | |
| Franklin- McKinley Elementary | Santa Clara | Santee Elementary | 70/69450-00-008 | 3/1/2023 | \$ 1,931,273.00 | |
| Franklin- McKinley Elementary | Santa Clara | Stonegate Elementary | 70/69450-00-014 | 3/1/2023 | \$ 3,580,083.00 | |
| Franklin- McKinley Elementary | Santa Clara | Windmill Springs Elementary | 70/69450-00-012 | 3/1/2023 | \$ 3,917,051.00 | |
| Freshwater Elementary | Humboldt | Freshwater Elementary | 70/62828-00-001 | 3/1/2023 | \$ 2,190,743.00 | \$ 1,101,165.00 |
| Fresno Unified | Fresno | Addams Elementary | 70/62166-00-011 | 3/1/2023 | \$ 3,826,208.00 | |
| Fresno Unified | Fresno | Jefferson Elementary | 71/62166-00-002 | 3/1/2023 | \$ 262,941.00 | |
| Garfield Elementary | Humboldt | Garfield Elementary | 70/62836-00-001 | 3/1/2023 | \$ 834,564.00 | \$ 278,188.00 |

California Preschool, Transitional Kindergarten and Full-Day Kindergarten Facilities Grant Program
- Workload as of April 30, 2023 -

| District | County | Site Name | Application Number | OPSC Date Received | Estimated State Grant** | Financial Hardship** |
|----------------------------------|---------------|----------------------------|--------------------|--------------------|-------------------------|----------------------|
| General Shafter | Kern | General Shafter | 70/63487-00-001 | 3/2/2023 | \$ 824,514.00 | \$ 274,838.00 |
| Goleta Union Elementary | Santa Barbara | Brandon Elementary | 70/69195-00-007 | 2/24/2023 | \$ 2,459,706.00 | |
| Goleta Union Elementary | Santa Barbara | El Camino Elementary | 70/69195-00-006 | 2/24/2023 | \$ 1,634,367.00 | |
| Goleta Union Elementary | Santa Barbara | Kellog Elementary | 70/69195-00-008 | 2/24/2023 | \$ 1,634,367.00 | |
| Greenfield Union Elementary | Monterey | Arroyo Seco Elementary | 70/66035-00-004 | 2/27/2023 | \$ 3,279,607.00 | \$ 1,093,202.00 |
| Greenfield Union Elementary | Monterey | Cesar Chavez Elementary | 70/66035-00-005 | 3/1/2023 | \$ 3,279,607.00 | \$ 1,093,202.00 |
| Greenfield Union School District | Kern | Fairview Elementary | 70/63503-00-018 | 3/2/2023 | \$ 7,558,617.00 | |
| Greenfield Union School District | Kern | Granite Pointe Elementary | 70/63503-00-021 | 3/2/2023 | \$ 7,558,617.00 | |
| Greenfield Union School District | Kern | Horizon Elementary | 70/63503-00-020 | 3/2/2023 | \$ 6,478,815.00 | |
| Greenfield Union School District | Kern | Kendrick Elementary | 70/63503-00-019 | 3/2/2023 | \$ 6,748,765.00 | |
| Greenfield Union School District | Kern | Prosperity Elementary | 70/63503-00-016 | 3/2/2023 | \$ 5,668,963.00 | |
| Greenfield Union School District | Kern | Valle Verde Elementary | 70/63503-00-017 | 3/2/2023 | \$ 8,098,518.00 | |
| Gridley Unified | Butte | Central TK/K Site | 70/75507-00-001 | 3/1/2023 | \$ 8,213,681.00 | |
| Hacienda La Puente Unified | Los Angeles | Grazide Elementary | 70/73445-00-004 | 3/2/2023 | \$ 4,099,509.00 | |
| Hacienda La Puente Unified | Los Angeles | Wedgeworth Elementary | 70/73445-00-003 | 3/2/2023 | \$ 4,099,509.00 | |
| Hanford Elementary | Kings | Monore elementary | 70/63917-00-005 | 2/17/2023 | \$ 4,049,260.00 | |
| Happy Camp Union Elementary | Siskiyou | Happy Camp Elementary | 70/70334-00-001 | 3/2/2023 | \$ 834,564.00 | \$ 278,188.00 |
| Happy Valley Union Elementary | Shasta | Happy Valley Primary | 70/70011-00-002 | 3/1/2023 | \$ 3,567,571.00 | \$ 1,917,992.00 |
| Hemet Unified | Riverside | Little Lake Elementary | 70/67082-00-003 | 3/2/2023 | \$ 4,919,411.00 | |
| Hemet Unified | Riverside | Ramona Elementary | 71/67082-00-004 | 3/2/2023 | \$ 582,937.00 | |
| Hemet Unified | Riverside | Whittier Elementary | 70/67082-00-004 | 3/2/2023 | \$ 1,748,812.00 | |
| Hemet Unified | Riverside | Winchester Elementary | 71/67082-00-003 | 3/2/2023 | \$ 1,639,803.00 | |
| Hermosa Beach City | Los Angeles | Hermosa View Elementary | 70/64600-00-002 | 3/1/2023 | \$ 2,397,450.00 | |
| Hilmar Unified | Merced | New K-2 Site | 70/65698-00-002 | 3/1/2023 | \$ 834,564.00 | \$ 278,188.00 |
| Holtville Unified | Imperial | Finley Elementary | 70/63149-00-001 | 2/24/2023 | \$ 4,397,248.00 | |
| Horicon Elementary | Sonoma | Horicon Elementary | 70/70763-00-002 | 2/28/2023 | \$ 1,654,466.00 | |
| Hornbrook Elementary | Siskiyou | Hornbrook Elementary | 70/70359-00-001 | 3/1/2023 | \$ 834,564.00 | |
| Howell Mountain Elementary | Napa | Howell Mountain Elementary | 70/66258-00-002 | 2/27/2023 | \$ 2,474,368.00 | |
| Hueneme Elementary | Ventura | Ansgar Larsen Elementary | 70/72462-00-003 | 2/15/2023 | \$ 4,919,411.00 | |
| Hueneme Elementary | Ventura | Art Haycox Elementary | 70/72462-00-004 | 2/15/2023 | \$ 7,393,779.00 | |
| Imperial Unified | Imperial | Ben Hulse Elementary | 70/63164-00-002 | 2/15/2023 | \$ 6,012,613.00 | |
| Inglewood Unified | Los Angeles | Oak Street Elementary | 70/64634-00-004 | 2/27/2023 | \$ 5,668,963.00 | |
| Island Union | Kings | Island Elementary | 70/63933-00-004 | 2/27/2023 | \$ 1,634,367.00 | \$ 544,789.00 |
| Johnstonville Elementary | Lassen | Johnstonville Elementary | 70/64113-00-001 | 2/28/2023 | \$ 1,390,940.00 | \$ 834,564.00 |
| Junction City Elementary | Trinity | Junction City Elementary | 70/71738-00-001 | 3/2/2023 | \$ 834,564.00 | \$ 278,188.00 |
| Junction Elementary | Shasta | Junction Elementary | 70/70045-00-001 | 3/1/2023 | \$ 4,934,074.00 | |
| Jurupa Unified | Riverside | Pedley Elementary | 70/67090-00-005 | 2/27/2023 | \$ 5,739,312.00 | |
| Jurupa Unified | Riverside | Rustic Lane Elementary | 70/67090-00-006 | 2/27/2023 | \$ 4,099,509.00 | |
| Jurupa Unified | Riverside | Troth Elementary | 70/67090-00-007 | 3/2/2023 | \$ 3,279,607.00 | |
| Kentfield Elementary | Marin | Bacich Elementary | 71/65334-00-002 | 3/2/2023 | \$ 2,338,268.00 | |
| Keppel Union Elementary | Los Angeles | Antelope Elementary | 70/64642-00-001 | 3/2/2023 | \$ 3,279,607.00 | |
| King City Union | Monterey | Del Rey Elementary | 71/66050-00-002 | 3/2/2023 | \$ 525,881.00 | |
| King City Union | Monterey | King City Arts Magnet | 71/66050-00-001 | 3/2/2023 | \$ 899,612.00 | |
| King City Union | Monterey | Santa Lucia Elementary | 71/66050-00-003 | 3/2/2023 | \$ 899,612.00 | |
| Kings River Union Elmentary | Tulare | Kings River Elementary | 70/71969-00-001 | 3/1/2023 | \$ 2,190,743.00 | \$ 1,101,165.00 |
| Kit Carson Union Elementary | Kings | Kit Carson Elementary | 70/63958-00-004 | 3/1/2023 | \$ 2,444,218.00 | |
| La Mesa-Spring Valley | San Diego | Avondale Elementary | 71/68197-00-032 | 3/2/2023 | \$ 582,937.00 | |
| La Mesa-Spring Valley | San Diego | Bancroft Elementary | 71/68197-00-021 | 3/2/2023 | \$ 874,407.00 | |
| La Mesa-Spring Valley | San Diego | Case De Oro Elementary | 71/68197-00-028 | 3/2/2023 | \$ 1,107,583.00 | |
| La Mesa-Spring Valley | San Diego | Fletcher Hills Elementary | 71/68197-00-023 | 3/2/2023 | \$ 1,399,051.00 | |
| La Mesa-Spring Valley | San Diego | Highlands Elementary | 71/68197-00-027 | 3/2/2023 | \$ 1,107,583.00 | |

California Preschool, Transitional Kindergarten and Full-Day Kindergarten Facilities Grant Program
- Workload as of April 30, 2023 -

| District | County | Site Name | Application Number | OPSC Date Received | Estimated State Grant** | Financial Hardship** |
|-----------------------------|-----------------|---|--------------------|--------------------|-------------------------|----------------------|
| La Mesa-Spring Valley | San Diego | Kempton Street Literacy Academy | 71/68197-00-018 | 3/2/2023 | \$ 1,632,225.00 | |
| La Mesa-Spring Valley | San Diego | La Presa Elementary | 71/68197-00-030 | 3/2/2023 | \$ 874,407.00 | |
| La Mesa-Spring Valley | San Diego | La Mesa Dale Elementary | 71/68197-00-024 | 3/2/2023 | \$ 1,399,051.00 | |
| La Mesa-Spring Valley | San Diego | Lemon Avenue | 71/68197-00-019 | 3/2/2023 | \$ 1,340,757.00 | |
| La Mesa-Spring Valley | San Diego | Loma Elementary | 71/68197-00-033 | 3/2/2023 | \$ 582,937.00 | |
| La Mesa-Spring Valley | San Diego | Maryland Avenue Elementary | 71/68197-00-026 | 3/2/2023 | \$ 932,700.00 | |
| La Mesa-Spring Valley | San Diego | Murdock Elementary | 71/68197-00-020 | 3/2/2023 | \$ 1,807,107.00 | |
| La Mesa-Spring Valley | San Diego | Murray Manor Elementary | 71/68197-00-022 | 3/2/2023 | \$ 1,399,051.00 | |
| La Mesa-Spring Valley | San Diego | Northmont Elementary | 71/68197-00-031 | 3/2/2023 | \$ 1,107,583.00 | |
| La Mesa-Spring Valley | San Diego | Rancho Elementary | 71/68197-00-034 | 3/2/2023 | \$ 816,113.00 | |
| La Mesa-Spring Valley | San Diego | Rolando Elementary | 71/68197-00-025 | 3/2/2023 | \$ 874,407.00 | |
| La Mesa-Spring Valley | San Diego | Sweetwater Springs Elementary | 71/68197-00-029 | 3/2/2023 | \$ 1,107,583.00 | |
| Lake Elementary | Glenn | Lake Elementary | 70/62596-00-001 | 3/2/2023 | \$ 834,564.00 | \$ 278,188.00 |
| Lakeport Unified | Lake | Lakeport Elementary | 70/64030-00-001 | 2/28/2023 | \$ 3,294,270.00 | |
| Lakeside Union | Kern | Donald E. Suburu Elementary | 70/63552-00-003 | 2/17/2023 | \$ 5,683,626.00 | |
| Lakeside Union | Kern | Lakeside Elementary | 70/63552-00-004 | 2/22/2023 | \$ 3,254,070.00 | |
| Lamont Elementary | Kern | Alicante Elementary | 70/63560-00-005 | 2/27/2023 | \$ 6,559,215.00 | \$ 2,186,405.00 |
| Lancaster | Los Angeles | Sunnydale Elementary | 70/64667-00-001 | 3/2/2023 | \$ 5,466,012.00 | |
| Las Virgenes Unified | Los Angeles | Bay Laurel Elementary | 70/64683-00-003 | 2/28/2023 | \$ 1,082,843.00 | |
| Le Grand Union Elementary | Merced | Le Grand Elementary | 70-65722-00-002 | 2/14/2023 | \$ 834,564.00 | |
| Lemon Grove | San Diego | Palm Middle | 70/68205-00-002 | 2/21/2023 | \$ 9,838,822.00 | \$ 5,466,012.00 |
| Lemoore Union Elementary | Kings | Meadow Lane Elementary | 70/63974-00-002 | 3/2/2023 | \$ 2,969,457.00 | |
| Lindsay Unified | Tulare | Jefferson Elementary | 70/71993-00-011 | 2/27/2023 | \$ 4,372,810.00 | |
| Little Lake Elementary | Los Angeles | Jersey Avenue Elementary | 71/64717-00-001 | 3/2/2023 | \$ 793,290.00 | |
| Live Oak Elementary | Santa Cruz | Green Acres Elementary | 70/69765-00-001 | 3/2/2023 | \$ 1,634,367.00 | |
| Livingston Union | Merced | Selma Herndon Elementary | 70/65748-00-003 | 2/24/2023 | \$ 2,474,368.00 | |
| Loomis Union | Placer | Franklin Elementary | 70/66845-00-002 | 3/1/2023 | \$ 3,567,571.00 | |
| Loomis Union | Placer | Loomis Grammer | 70/66845-00-001 | 3/1/2023 | \$ 1,381,165.00 | |
| Loomis Union | Placer | Penryn Elementary | 71/66845-00-001 | 3/1/2023 | \$ 589,455.00 | |
| Los Angeles Unified | Los Angeles | Amestoy Elementary | 70/64733-00-003 | 3/2/2023 | \$ 3,359,992.00 | |
| Los Angeles Unified | Los Angeles | Franklin Elementary | 70/64733-00-004 | 3/2/2023 | \$ 2,239,995.00 | |
| Los Banos Unified | Merced | New Preschool and TK Complex | 70/65755-00-003 | 3/2/2023 | \$ 6,559,215.00 | |
| Los Nietos | Los Angeles | Aeolian Elementary | 71/64758-00-007 | 3/2/2023 | \$ 582,937.00 | |
| Los Nietos | Los Angeles | Nelson Elementary | 71/64758-00-006 | 3/2/2023 | \$ 582,937.00 | |
| Los Nietos | Los Angeles | Rancho Santa Gertrudes | 71/64758-00-008 | 3/2/2023 | \$ 582,937.00 | |
| Lucia Mar Unified | San Luis Obispo | Branch Elementary | 70/68759-00-009 | 2/27/2023 | \$ 1,634,367.00 | |
| Lucia Mar Unified | San Luis Obispo | Fairgrove Elementary (Aka North Oceano Elem.) | 70/68759-00-010 | 2/27/2023 | \$ 1,634,367.00 | |
| Lucia Mar Unified | San Luis Obispo | Ocean View Elementary | 70/68759-00-011 | 2/27/2023 | \$ 1,634,367.00 | |
| Luther Burbank | Santa Clara | Luther Burbank Elementary | 70/69542-00-004 | 3/2/2023 | \$ 3,294,270.00 | |
| Madera Unified | Madera | Alpha Elementary | 70/65243-00-007 | 2/1/2023 | \$ 1,830,375.00 | |
| Madera Unified | Madera | John J Pershing Elementary | 70/65243-00-006 | 2/1/2023 | \$ 1,830,375.00 | |
| Madera Unified | Madera | Virginia Lee Rose Elementary | 70/65243-00-005 | 2/1/2023 | \$ 1,830,375.00 | |
| Manteca Unified | San Joaquin | Earl Education Center (Lathrop) | 70/68593-00-001 | 3/2/2023 | \$ 13,118,430.00 | |
| Manteca Unified | San Joaquin | Early Education Center (Manteca) | 70/68593-00-002 | 3/2/2023 | \$ 13,118,430.00 | |
| Mark Twain Union Elementary | Calaveras | Copperopolis Elementary | 70/61572-00-004 | 2/7/2023 | \$ 1,830,375.00 | |
| Mark Twain Union Elementary | Calaveras | Mark Twain Elementary | 70/61572-00-003 | 2/7/2023 | \$ 2,981,080.00 | |
| Marysville Joint Unified | Yuba | Covillaud Elementary | 71/72736-00-001 | 2/27/2023 | \$ 1,314,703.00 | |
| McFarland Unified | Kern | Browning Road STEAM Academy | 70/73908-00-002 | 2/28/2023 | \$ 3,549,284.00 | \$ 1,909,480.00 |
| McSwain Union Elementary | Merced | McSwain Elementary | 70/65763-00-002 | 2/22/2023 | \$ 1,654,466.00 | |
| Mendota Unified | Fresno | Mendota Elementary | 70/75127-00-002 | 3/2/2023 | \$ 3,279,607.00 | |
| Mendota Unified | Fresno | Mendota Preschool | 70/75127-00-001 | 3/2/2023 | \$ 3,279,607.00 | |

California Preschool, Transitional Kindergarten and Full-Day Kindergarten Facilities Grant Program
- Workload as of April 30, 2023 -

| District | County | Site Name | Application Number | OPSC Date Received | Estimated State Grant** | Financial Hardship** |
|----------------------------|-------------|-------------------------------------|--------------------|--------------------|-------------------------|----------------------|
| Menifee Union | Riverside | Evans Ranch Elementary | 70/67116-00-012 | 3/1/2023 | \$ 5,739,312.00 | |
| Menifee Union | Riverside | Harvest Hill STEAM Academy | 70/67116-00-014 | 3/1/2023 | \$ 4,099,509.00 | |
| Menifee Union | Riverside | Southshore Elementary | 70/67116-00-013 | 3/1/2023 | \$ 4,919,411.00 | |
| Merced City | Merced | Burbank Elementary | 70/65771-00-003 | 3/2/2023 | \$ 4,246,913.00 | |
| Merced City | Merced | Chenoweth Elementary | 70/65771-00-004 | 3/2/2023 | \$ 4,236,555.00 | |
| Merced City | Merced | Franklin Elementary | 70/65771-00-002 | 3/2/2023 | \$ 5,718,593.00 | |
| Merced City | Merced | Fremont Elementary | 70/65771-00-005 | 3/2/2023 | \$ 3,143,352.00 | |
| Merced City | Merced | Muir Elementary | 70/65771-00-006 | 3/2/2023 | \$ 3,826,208.00 | |
| Merced City | Merced | Sheehy Elementary | 70/65771-00-007 | 3/2/2023 | \$ 2,323,449.00 | |
| Mill Valley Elementary | Marin | Old Mill Elementary | 70/65391-00-003 | 2/24/2023 | \$ 1,654,466.00 | |
| Mill Valley Elementary | Marin | Park Elementary | 70/65391-00-004 | 2/24/2023 | \$ 1,654,466.00 | |
| Mill Valley Elementary | Marin | Strawberry Point Elementary | 70/65391-00-001 | 2/24/2023 | \$ 1,654,466.00 | |
| Mill Valley Elementary | Marin | Tam Valley Elementary | 70/65391-00-002 | 2/24/2023 | \$ 1,654,466.00 | |
| Miller Creek Elementary | Marin | Lucas Valley Elementary | 70/65318-00-004 | 2/24/2023 | \$ 2,474,368.00 | |
| Miller Creek Elementary | Marin | Mary E Silveira Elementary | 70/65318-00-003 | 2/24/2023 | \$ 2,757,443.00 | |
| Miller Creek Elementary | Marin | Vallecito Elementary | 70/65318-00-002 | 2/24/2023 | \$ 3,030,744.00 | |
| Millville Elementary | Shasta | Millville Elementary | 70/70052-00-001 | 3/1/2023 | \$ 1,072,954.00 | \$ 437,115.00 |
| Montague Elementary | Siskiyou | Montague Elementary | 70/70417-00-001 | 3/1/2023 | \$ 834,564.00 | \$ 278,188.00 |
| Montebello Unified | Los Angeles | Bandini Elementary | 71/64808-00-013 | 3/1/2023 | \$ 262,941.00 | |
| Montebello Unified | Los Angeles | Bell Gardens Elementary | 71/64808-00-006 | 3/1/2023 | \$ 262,941.00 | |
| Montebello Unified | Los Angeles | Bella Vista Elementary | 71/64808-00-012 | 3/1/2023 | \$ 262,941.00 | |
| Montebello Unified | Los Angeles | Cesar Chavez Elementary | 71/64808-00-005 | 3/1/2023 | \$ 262,941.00 | |
| Montebello Unified | Los Angeles | Fremont Elementary | 71/64808-00-009 | 3/1/2023 | \$ 262,941.00 | |
| Montebello Unified | Los Angeles | Garfield Elementary | 71/64808-00-003 | 3/1/2023 | \$ 262,941.00 | |
| Montebello Unified | Los Angeles | Greenwood Elementary | 71/64808-00-001 | 3/1/2023 | \$ 262,941.00 | |
| Montebello Unified | Los Angeles | Joseph A Gascon Elementary | 71/64808-00-010 | 3/1/2023 | \$ 262,941.00 | |
| Montebello Unified | Los Angeles | La Merced Elementary | 71/64808-00-016 | 3/1/2023 | \$ 262,941.00 | |
| Montebello Unified | Los Angeles | Montebello Gardens Elementary | 71/64808-00-002 | 3/1/2023 | \$ 262,941.00 | |
| Montebello Unified | Los Angeles | Montebello Park Elementary | 71/64808-00-004 | 3/1/2023 | \$ 262,941.00 | |
| Montebello Unified | Los Angeles | Potrero Heights Elementary | 71/64808-00-017 | 3/1/2023 | \$ 262,941.00 | |
| Montebello Unified | Los Angeles | Rosewood Park Elementary | 71/64808-00-011 | 3/1/2023 | \$ 262,941.00 | |
| Montebello Unified | Los Angeles | Suva Elementary | 71/64808-00-008 | 3/1/2023 | \$ 262,941.00 | |
| Montebello Unified | Los Angeles | Washington Elementary | 71/64808-00-014 | 3/1/2023 | \$ 262,941.00 | |
| Montebello Unified | Los Angeles | Wilcox Elementary | 71/64808-00-015 | 3/1/2023 | \$ 262,941.00 | |
| Montebello Unified | Los Angeles | Winter Gardens Elementary | 71/64808-00-007 | 3/1/2023 | \$ 262,941.00 | |
| Monterey Peninsula Unified | Monterey | J.C. Crumpton Elementary | 70/66092-00-002 | 3/1/2023 | \$ 1,639,803.00 | |
| Monterey Peninsula Unified | Monterey | Monte Vista Elementary | 71/66092-00-002 | 3/1/2023 | \$ 1,352,489.00 | |
| Morgan Hill Unified | Santa Clara | El Toro Health and Science Academy | 70/69583-00-016 | 3/2/2023 | \$ 539,901.00 | |
| Morgan Hill Unified | Santa Clara | Jackson Academy of Music and Math | 70/69583-00-012 | 3/2/2023 | \$ 1,619,703.00 | |
| Morgan Hill Unified | Santa Clara | Los Paseos Elementary | 70/69583-00-013 | 3/2/2023 | \$ 1,619,703.00 | |
| Morgan Hill Unified | Santa Clara | Nordstrom Elementary | 70/69583-00-011 | 3/2/2023 | \$ 2,699,506.00 | |
| Morgan Hill Unified | Santa Clara | P.A. Walsh Steam Academy | 70/69583-00-010 | 3/2/2023 | \$ 1,619,703.00 | |
| Morgan Hill Unified | Santa Clara | Paradise Valley Engineering Academy | 70/69583-00-014 | 3/2/2023 | \$ 1,619,703.00 | |
| Morgan Hill Unified | Santa Clara | San Martin/Gwinn Environmental Acad | 70/69583-00-015 | 3/2/2023 | \$ 1,079,802.00 | |
| Mount Pleasant Elementary | Santa Clara | Ida Jew Academies | 70/69617-00-006 | 3/2/2023 | \$ 1,654,466.00 | \$ 551,488.00 |
| Mount Pleasant Elementary | Santa Clara | Mt. Pleasant Elementary | 70/69617-00-004 | 3/2/2023 | \$ 4,934,073.00 | \$ 1,644,691.00 |
| Mount Pleasant Elementary | Santa Clara | Robert Sanders Elementary | 70/69617-00-005 | 3/2/2023 | \$ 3,294,270.00 | \$ 1,098,090.00 |
| Mountain Empire Unified | San Diego | Campo Elementary | 70/68213-00-012 | 3/2/2023 | \$ 3,279,607.00 | \$ 1,093,202.00 |
| Mountain Empire Unified | San Diego | Clover Flat Elementary | 70/68213-00-011 | 3/2/2023 | \$ 1,639,803.00 | \$ 546,601.00 |
| Mountain Empire Unified | San Diego | Descanso Elementary | 70/68213-00-009 | 3/2/2023 | \$ 1,639,803.00 | \$ 546,601.00 |
| Mountain Empire Unified | San Diego | Potrero Elementary | 70/68213-00-010 | 3/2/2023 | \$ 1,639,803.00 | \$ 546,601.00 |

California Preschool, Transitional Kindergarten and Full-Day Kindergarten Facilities Grant Program
- Workload as of April 30, 2023 -

| District | County | Site Name | Application Number | OPSC Date Received | Estimated State Grant** | Financial Hardship** |
|-------------------------------------|----------------|------------------------------|--------------------|--------------------|-------------------------|----------------------|
| Mountain View Elementary | Los Angeles | Miramonte Elementary | 70/64816-00-003 | 3/2/2023 | \$ 4,099,509.00 | |
| Mountain View Elementary | Los Angeles | Willard F Payne Elementary | 70/64816-00-004 | 3/2/2023 | \$ 3,279,607.00 | |
| Mountain View Whisman | Santa Clara | Gabriela Mistral Elementary | 70/69591-00-001 | 3/1/2023 | \$ 2,459,706.00 | |
| Mountain View Whisman | Santa Clara | Mariano Castro Elementary | 70/69591-00-002 | 3/1/2023 | \$ 819,902.00 | |
| Muroc Joint Unified | Kern | West Boron Elementary | 71/63685-00-002 | 3/2/2023 | \$ 462,156.00 | |
| Napa Valley Unified | Napa | McPherson Elementary | 70/66266-00-002 | 2/28/2023 | \$ 3,549,284.00 | |
| Natomas Unified | Sacramento | Natomas Park Elementary | 70/75283-00-002 | 2/15/2023 | \$ 1,654,466.00 | |
| Newman-Crows Landing Unified | Stanislaus | Von Renner Elementary | 71/73601-00-001 | 2/9/2023 | \$ 513,506.00 | |
| North County Joint Union Elementary | San Benito | Spring Grove Elementary | 70/67504-00-001 | 3/2/2023 | \$ 1,654,466.00 | |
| Nuestro Elementary | Sutter | Nuestro Elementary | 70/71423-00-001 | 2/15/2023 | \$ 1,390,940.00 | \$ 834,564.00 |
| Orange Center Elementary | Fresno | Orange Center Elementary | 70/62331-00-001 | 3/2/2023 | \$ 1,634,367.00 | |
| Orange Unified | Orange | Palmyra Elementary | 71/66621-00-002 | 3/1/2023 | \$ 525,881.00 | |
| Orcutt Union Elementary | Santa Barbara | Nightingale Elementary | 70/69260-00-002 | 3/2/2023 | \$ 4,919,411.00 | \$ 1,639,803.00 |
| Orland Joint Unified | Glenn | Mill Street Elementary | 70/75481-00-002 | 2/15/2023 | \$ 7,130,254.00 | |
| Oxnard | Ventura | Marina West Elementary | 70/72538-00-010 | 3/1/2023 | \$ 7,625,418.00 | |
| Pacifica | San Mateo | Ortega Elementary | 70/68932-00-005 | 2/15/2023 | \$ 4,646,111.00 | |
| Pacifica | San Mateo | Sunset Ridge Elementary | 70/68932-00-006 | 2/15/2023 | \$ 4,099,510.00 | |
| Pacifica | San Mateo | Valleamar Elementary | 70/68932-00-004 | 2/15/2023 | \$ 4,099,510.00 | |
| Palermo Union Elementary | Butte | Helen Wilcox Elementary | 70/61523-00-002 | 2/27/2023 | \$ 3,294,270.00 | |
| Palm Springs Unified | Riverside | Landau Elementary | 70/67173-00-003 | 2/27/2023 | \$ 3,279,607.00 | |
| Palo Verde Unified | Riverside | Felix J Appleby Elementary | 70/67181-00-003 | 3/2/2023 | \$ 1,639,803.00 | |
| Palo Verde Unified | Riverside | Margaret White Elementary | 70/67181-00-001 | 3/2/2023 | \$ 3,006,307.00 | |
| Palo Verde Unified | Riverside | Ruth Brown Elementary | 70/67181-00-002 | 3/2/2023 | \$ 3,006,307.00 | |
| Palos Verdes Peninsula Unified | Los Angeles | Dapplegray Elementary | 70/64865-00-002 | 3/2/2023 | \$ 4,919,411.00 | |
| Palos Verdes Peninsula Unified | Los Angeles | MiraCatalina Elementary | 70/64865-00-005 | 3/2/2023 | \$ 4,099,509.00 | |
| Palos Verdes Peninsula Unified | Los Angeles | Montemalaga Elementary | 70/64865-00-004 | 3/2/2023 | \$ 4,099,509.00 | |
| Palos Verdes Peninsula Unified | Los Angeles | Silver Spur Elementary | 70/64865-00-001 | 3/2/2023 | \$ 4,099,509.00 | |
| Palos Verdes Peninsula Unified | Los Angeles | Vista Grande Elementary | 70/64865-00-003 | 3/2/2023 | \$ 3,279,607.00 | |
| Panama-Buena Vista Union | Kern | Louise Sandrini Elementary | 70/63362-00-002 | 3/2/2023 | \$ 3,239,407.00 | |
| Paradise Unified | Butte | Cedarwood Elementary | 70/61531-00-004 | 2/16/2023 | \$ 834,546.00 | |
| Paradise Unified | Butte | Paradise Ridge Elementary | 70/61531-00-006 | 2/16/2023 | \$ 2,757,444.00 | |
| Paradise Unified | Butte | Pine Ridge Elementary | 70/61531-00-005 | 2/16/2023 | \$ 1,937,542.00 | |
| Pierce Joint Unified | Colusa | Arbuckle Elementary | 70/61614-00-002 | 2/17/2023 | \$ 3,294,270.00 | |
| Piner-Olivet Union | Sonoma | Olivet Elementary | 70/70870-00-002 | 2/16/2023 | \$ 3,294,270.00 | |
| Pittsburg Unified | Contra Costa | Los Medanos | 70/61788-00-003 | 2/14/2023 | \$ 2,459,706.00 | |
| Placerville Union | El Dorado | Louisiana Schnell Elementary | 70/61952-00-003 | 2/17/2023 | \$ 4,123,947.00 | |
| Placerville Union | El Dorado | Sierra Elementary | 70/61952-00-004 | 2/17/2023 | \$ 4,123,947.00 | |
| Plumas Lake Elementary | Yuba | Cobblestone Elementary | 70/72744-00-004 | 2/17/2023 | \$ 5,490,450.00 | |
| Plumas Lake Elementary | Yuba | Rio Del Oro Elementary | 70/72744-00-003 | 2/17/2023 | \$ 4,943,849.00 | |
| Porterville Unified | Tulare | Santa Fe Elementary | 70/75523-00-003 | 2/27/2023 | \$ 8,728,595.00 | |
| Red Bluff Union Elementary | Tehama | Bidwell Elementary | 70/71621-00-002 | 3/1/2023 | \$ 2,440,500.00 | \$ 813,500.00 |
| Redding | Shasta | Bonny View Elementary | 70/70110-00-005 | 2/28/2023 | \$ 3,006,307.00 | |
| Redding | Shasta | Cypress Elementary | 70/70110-00-006 | 2/28/2023 | \$ 1,639,803.00 | |
| Redding | Shasta | Manzanita Elementary | 70/70110-00-004 | 2/28/2023 | \$ 4,919,411.00 | |
| Reeds Creek Elementary | Tehama | Reeds Creek Elementary | 70/71647-00-001 | 2/27/2023 | \$ 1,634,367.00 | \$ 544,789.00 |
| Reef Sunset Unified | Kings | Kettleman City Elementary | 70/73932-00-004 | 2/28/2023 | \$ 4,369,185.00 | \$ 2,182,780.00 |
| Rialto Unified | San Bernardino | Dollahan Elementary | 70/67850-00-010 | 3/2/2023 | \$ 788,822.00 | |
| Rialto Unified | San Bernardino | Morris Elementary | 70/67850-00-011 | 3/2/2023 | \$ 788,822.00 | |
| Rialto Unified | San Bernardino | Trapp Elementary | 70/67850-00-012 | 3/2/2023 | \$ 1,639,803.00 | |
| Richland Union Elementary | Kern | Sequoia Elementary | 70/63578-00-002 | 3/1/2023 | \$ 3,826,208.00 | |
| Riverdale Joint Unified | Fresno | Fipps Primary | 70/75408-00-002 | 3/2/2023 | \$ 3,294,270.00 | |

California Preschool, Transitional Kindergarten and Full-Day Kindergarten Facilities Grant Program
- Workload as of April 30, 2023 -

| District | County | Site Name | Application Number | OPSC Date Received | Estimated State Grant** | Financial Hardship** |
|-----------------------------|-----------------|--|--------------------|--------------------|-------------------------|----------------------|
| Robla Elementary | Sacramento | Main Avenue Elementary | 70/67421-00-008 | 3/2/2023 | \$ 5,753,975.00 | \$ 1,917,991.00 |
| Roseland Elementary | Sonoma | Roseland Elementary | 70/70904-00-002 | 2/24/2023 | \$ 2,474,368.00 | |
| Salinas City Elementary | Monterey | Lonma Vista Elementary | 70/66142-00-007 | 3/1/2023 | \$ 2,459,706.00 | |
| Salinas City Elementary | Monterey | Los Padres Elementary | 70/66142-00-006 | 3/1/2023 | \$ 3,279,607.00 | |
| San Bruno Park | San Mateo | Belle Air Elementary | 70/69013-00-006 | 2/17/2023 | \$ 3,294,270.00 | |
| San Bruno Park | San Mateo | John Muir Elementary | 70/69013-00-004 | 2/17/2023 | \$ 4,934,073.00 | |
| San Bruno Park | San Mateo | Portola Elementary | 70/69013-00-005 | 2/17/2023 | \$ 3,294,270.00 | |
| San Gabriel Unified | Los Angeles | Wilon Elementary | 70/75291-00-002 | 2/8/2023 | \$ 1,639,803.00 | |
| San Lorenzo Unified | Alameda | Lorenzo Manor Elementary | 70/69807-00-003 | 3/2/2023 | \$ 9,018,921.00 | |
| San Lorenzo Valley Unified | Santa Cruz | Boulder Creek Elementary | 70/69807-00-004 | 3/2/2023 | \$ 4,063,921.00 | |
| San Lorenzo Valley Unified | Santa Cruz | San Lorenzo Valley Elementary | 70/69807-00-003 | 3/2/2023 | \$ 4,063,921.00 | |
| San Luis Coastal Unified | San Luis Obispo | Baywood Elementary | 70/68809-00-006 | 2/17/2023 | \$ 3,006,307.00 | |
| San Luis Coastal Unified | San Luis Obispo | Bishops Peak Elementary | 71/68809-00-002 | 2/17/2023 | \$ 1,049,287.00 | |
| San Luis Coastal Unified | San Luis Obispo | Del Mar Elementary | 70/68809-00-005 | 2/17/2023 | \$ 2,496,041.00 | |
| San Luis Coastal Unified | San Luis Obispo | Pacheco Elementary | 70/68809-00-004 | 2/17/2023 | \$ 2,102,365.00 | |
| San Miguel Joint Union | San Luis Obispo | Cappy Culver Elementary | 70/68825-00-002 | 3/1/2023 | \$ 2,474,368.00 | |
| San Miguel Joint Union | San Luis Obispo | Larson Elementary | 70/68825-00-001 | 3/1/2023 | \$ 4,114,172.00 | |
| Sanger Unified | Fresno | Madison Elementary | 70/62414-00-013 | 2/15/2023 | \$ 1,654,466.00 | |
| Sanger Unified | Fresno | New Elementary | 70/62414-00-012 | 2/15/2023 | \$ 5,739,312.00 | |
| Santa Maria-Bonita | Santa Barbara | Adam (William Laird) Elementary | 70/69120-00-001 | 3/2/2023 | \$ 2,539,415.00 | |
| Santa Maria-Bonita | Santa Barbara | Alvin Elementary | 70/69120-00-002 | 3/2/2023 | \$ 5,739,312.00 | |
| Santa Maria-Bonita | Santa Barbara | Arellanes (Don Juan Bautista) | 70/69120-00-003 | 3/2/2023 | \$ 1,639,803.00 | |
| Santa Maria-Bonita | Santa Barbara | Battles (Gorge Washington) Elmentary | 70/69120-00-004 | 3/2/2023 | \$ 5,739,312.00 | |
| Santa Maria-Bonita | Santa Barbara | Bill Libbon Elementary | 70/69120-00-005 | 3/2/2023 | \$ 3,279,607.00 | |
| Santa Maria-Bonita | Santa Barbara | Bonita Elementary | 70/69120-00-006 | 3/2/2023 | \$ 5,445,292.00 | |
| Santa Maria-Bonita | Santa Barbara | Bruce (Robert) Elementary | 71/69120-00-001 | 3/2/2023 | \$ 2,103,525.00 | |
| Santa Maria-Bonita | Santa Barbara | Fairlawn Elementary | 70/69120-00-007 | 3/2/2023 | \$ 2,691,565.00 | |
| Santa Maria-Bonita | Santa Barbara | Jimenez Roberto and Dr. Francisco Elementary | 70/69120-00-008 | 3/2/2023 | \$ 4,625,390.00 | |
| Santa Maria-Bonita | Santa Barbara | Juan Pacifico Ontiveros | 70/69120-00-012 | 3/2/2023 | \$ 5,739,312.00 | |
| Santa Maria-Bonita | Santa Barbara | Liberty Elementary | 70/69120-00-009 | 3/2/2023 | \$ 2,539,415.00 | |
| Santa Maria-Bonita | Santa Barbara | Miller (Isaac) Elementary | 70/69120-00-010 | 3/2/2023 | \$ 2,691,565.00 | |
| Santa Maria-Bonita | Santa Barbara | Oakley Elementary | 70/69120-00-011 | 3/2/2023 | \$ 6,559,215.00 | |
| Santa Maria-Bonita | Santa Barbara | Rice (William) Elementary | 70/69120-00-013 | 3/2/2023 | \$ 6,559,215.00 | |
| Santa Maria-Bonita | Santa Barbara | Sanchez (David J.) | 70/69120-00-016 | 3/2/2023 | \$ 3,279,607.00 | |
| Santa Maria-Bonita | Santa Barbara | Taylor (Ida Redmond) Elementary | 70/69120-00-014 | 3/2/2023 | \$ 4,625,390.00 | |
| Santa Maria-Bonita | Santa Barbara | Tunnell (Martin Luther) Elementary | 70/69120-00-015 | 3/2/2023 | \$ 5,739,312.00 | |
| Santa Paula Unified | Ventura | Barbara Webster Elementary | 70/76828-00-002 | 3/2/2023 | \$ 3,279,607.00 | |
| Santa Paula Unified | Ventura | Blanchard Elementary | 70/76828-00-001 | 3/2/2023 | \$ 3,279,607.00 | |
| Santa Paula Unified | Ventura | Thelma Bedell Elementary | 70/76828-00-003 | 3/2/2023 | \$ 3,279,607.00 | |
| Santa Rtia Union Elementary | Monterey | La Joya Elementary | 70/66191-00-002 | 3/2/2023 | \$ 4,372,810.00 | |
| Santa Rtia Union Elementary | Monterey | McKinnon Elementary | 70/66191-00-004 | 3/2/2023 | \$ 2,459,706.00 | |
| Santa Rtia Union Elementary | Monterey | New Republic Elementary | 70/66191-00-003 | 3/2/2023 | \$ 3,279,607.00 | |
| Santa Rtia Union Elementary | Monterey | Santa Rita Elementary | 70/66191-00-001 | 3/2/2023 | \$ 3,826,208.00 | |
| Sausalito- Marin City | Marin | Bayside Martin Luther King Jr Academy | 70/65474-00-002 | 3/1/2023 | \$ 2,747,668.00 | |
| Sebastopol Union | Sonoma | Park Side School | 70/70938-00-001 | 3/2/2023 | \$ 556,376.00 | |
| Selma Unified | Fresno | Jackson Elementary | 70/62430-00-015 | 3/1/2023 | \$ 3,279,607.00 | |
| Selma Unified | Fresno | Roosevelt Elementary | 70/62430-00-016 | 3/1/2023 | \$ 3,279,607.00 | |
| Semitropic Elementary | Kern | Semitropic Elementary | 70/63768-00-002 | 2/14/2023 | \$ 1,374,190.00 | |
| Sierra Sands Unified | Kern | Faller Elementary | 70/73742-00-002 | 2/28/2023 | \$ 819,902.00 | |
| Soledad Unified | Monterey | San Vincente Elementary | 70/75440-00-002 | 2/28/2023 | \$ 3,279,607.00 | |
| South Fork Union | Kern | South Fork Elementary | 71/63784-00-001 | 3/2/2023 | \$ 532,398.00 | \$ 177,466.00 |

California Preschool, Transitional Kindergarten and Full-Day Kindergarten Facilities Grant Program
- Workload as of April 30, 2023 -

| District | County | Site Name | Application Number | OPSC Date Received | Estimated State Grant** | Financial Hardship** |
|------------------------------|--------------|-------------------------------|--------------------|--------------------|-------------------------|----------------------|
| Southern Humboldt Unified | Humboldt | Casterlin Elementary | 70/63040-00-001 | 3/1/2023 | \$ 1,381,165.00 | |
| Southern Humboldt Unified | Humboldt | Redway Elementary | 70/63040-00-002 | 3/1/2023 | \$ 1,654,466.00 | |
| Southern Kern Unified | Kern | Westpark Elementary | 70/63776-00-005 | 3/1/2023 | \$ 8,199,019.00 | \$ 3,826,209.00 |
| Standard Elementary | Kern | Highland Elementary | 70/63792-00-009 | 2/27/2023 | \$ 3,596,175.00 | |
| Stanislaus Union Elementary | Stanislaus | Agnes M. Baptist Elementary | 70/71282-00-002 | 3/1/2023 | \$ 1,639,803.00 | |
| Stanislaus Union Elementary | Stanislaus | Eisenhut Elementary | 70/71282-00-004 | 3/1/2023 | \$ 1,639,803.00 | |
| Stanislaus Union Elementary | Stanislaus | Josephine Chrysler Elementary | 70/71282-00-003 | 3/1/2023 | \$ 1,639,803.00 | |
| Stanislaus Union Elementary | Stanislaus | Mary Lou Dieterich Elementary | 70/71282-00-005 | 3/1/2023 | \$ 1,639,803.00 | |
| Stanislaus Union Elementary | Stanislaus | Stanislaus Elementary | 70/71282-00-006 | 3/1/2023 | \$ 1,639,803.00 | |
| Summerville Elementary | Tulolumne | Summerville Elementary | 70/72405-00-002 | 2/24/2023 | \$ 834,564.00 | |
| Susanville Elementary | Lassen | McKinley Elementary | 70/64196-00-001 | 3/1/2023 | \$ 4,387,473.00 | \$ 2,191,293.00 |
| Temple City Unified | Los Angeles | Emperor Elementary | 70/69260-00-002 | 3/2/2023 | \$ 7,379,117.00 | |
| Tulare City Elementary | Tulare | Roosevelt Elementary | 70/72231-00-004 | 3/2/2023 | \$ 4,859,112.00 | |
| Twain Harte | Tuolumne | Twain Hart Elementary | 70/72421-00-001 | 2/27/2023 | \$ 834,564.00 | |
| Twin Hills Unified | Sonoma | Apple Blossom Elementary | 70/70961-00-002 | 2/14/2023 | \$ 1,654,466.00 | |
| Twin ridges Elementary | Nevada | Grizzly Hill | 70/66415-00-003 | 3/2/2023 | \$ 2,474,368.00 | \$ 824,789.00 |
| Twin Rivers Unified | Sacramento | Del Paso Heights Elementary | 70/76505-00-004 | 3/2/2023 | \$ 819,902.00 | |
| Twin Rivers Unified | Sacramento | Dry Creek Elementary | 70/76505-00-005 | 3/2/2023 | \$ 819,902.00 | |
| Twin Rivers Unified | Sacramento | Madison Elementary | 70/76505-00-003 | 3/2/2023 | \$ 819,902.00 | |
| Ukiah Unified | Mendocino | Oak Manor Elementary | 70/65615-00-004 | 2/27/2023 | \$ 2,459,706.00 | |
| Ukiah Unified | Mendocino | Yokayo Elementary | 70/65615-00-003 | 2/27/2023 | \$ 4,099,510.00 | |
| Upper Lake Unified | Lake | Upper Lake Elementary | 70/76976-00-004 | 3/2/2023 | \$ 4,114,172.00 | \$ 2,464,593.00 |
| Vineland | Kern | Vineland Elementary | 70/63834-00-002 | 2/27/2023 | \$ 5,490,449.00 | \$ 2,201,067.00 |
| Visalia Unified | Tulare | Houston Elementary | 70/72256-00-004 | 3/2/2023 | \$ 4,099,509.00 | |
| Walnut Creek | Contra Costa | Buena Vista Elementary | 70/61812-00-007 | 2/28/2023 | \$ 5,739,312.00 | |
| Walnut Creek | Contra Costa | Indian Valley Elementary | 70/61812-00-011 | 2/28/2023 | \$ 4,099,509.00 | |
| Walnut Creek | Contra Costa | Murwood Elementary | 70/61812-00-008 | 2/28/2023 | \$ 4,919,411.00 | |
| Walnut Creek | Contra Costa | Parkmead Elementary | 70/61812-00-010 | 2/28/2023 | \$ 4,919,411.00 | |
| Walnut Creek | Contra Costa | Tice Creek Elementary | 70/61812-00-012 | 2/28/2023 | \$ 3,279,607.00 | |
| Walnut Creek | Contra Costa | Walnut Heights Elementary | 70/61812-00-009 | 2/28/2023 | \$ 4,919,411.00 | |
| Waterford Unified | Stanislaus | Richard M Moon Primary | 70/75572-00-002 | 3/2/2023 | \$ 7,393,779.00 | |
| Weaver Union | Merced | Pioneer Elementary | 70/65862-00-002 | 3/2/2023 | \$ 7,652,417.00 | \$ 3,279,607.00 |
| West Hills Community College | Kings | West Hills College Lemoore | 71/62133-00-001 | 3/2/2023 | \$ 776,777.00 | |
| Westminster | Orange | Jessie Hayden Elementary | 70/66746-00-002 | 3/1/2023 | \$ 2,751,176.00 | |
| Westminster | Orange | Ada Clegg Elementary | 70/66746-00-001 | 3/1/2023 | \$ 2,751,176.00 | |
| Westminster | Orange | Meairs Elementary | 70/66746-00-003 | 3/1/2023 | \$ 2,751,176.00 | |
| Westminster | Orange | Willmore Elementary | 70/66746-00-004 | 3/1/2023 | \$ 2,751,176.00 | |
| Willow Creek Elementary | Siskiyou | Willow Creek Elementary | 70/70490-00-001 | 3/2/2023 | \$ 834,564.00 | \$ 278,188.00 |
| Willows Unified | Glenn | Murdock Elementary | 71/62661-00-002 | 2/28/2023 | \$ 958,317.00 | |
| Wilsona | Los Angeles | Vista San Gabriel Elementary | 70/65151-00-002 | 2/27/2023 | \$ 6,573,877.00 | \$ 2,191,292.00 |
| Windsor Unified | Sonoma | Cali Calmecac | 70/75358-00-002 | 2/27/2023 | \$ 6,493,477.00 | |
| Windsor Unified | Sonoma | Washburn (Mattie) Elementary | 70/75358-00-003 | 2/28/2023 | \$ 2,459,706.00 | |
| Winters Joint Unified | Yolo | Shirley Rominger Intermediate | 70/72702-00-004 | 3/2/2023 | \$ 8,213,681.00 | |
| Winters Joint Unified | Yolo | Waggoner Elementary | 70/72702-00-003 | 3/2/2023 | \$ 8,213,681.00 | |
| Winters Joint Unified | Yolo | Wolfskill High | 70/72702-00-002 | 3/2/2023 | \$ 7,393,779.00 | |
| Yreka Union Elementary | Siskiyou | Gold Street Elementary | 71/70508-00-001 | 3/1/2023 | \$ 1,799,225.00 | |

| | | |
|---|-----------|----------------------|
| ESTIMATED STATE SHARE | \$ | 1,376,179,621 |
| ESTIMATED FINANCIAL HARDSHIP REQUEST | \$ | 87,223,114 |
| CALIFORNIA PRESCHOOL, TRANSITIONAL KINDERGARTEN AND FULL-DAY KINDERGARTEN TOTAL* | \$ | 1,463,402,735 |

California Preschool, Transitional Kindergarten and Full-Day Kindergarten Facilities Grant Program
- Workload as of April 30, 2023 -

| District | County | Site Name | Application Number | OPSC Date Received | Estimated State Grant** | Financial Hardship** |
|----------|--------|-----------|--------------------|--------------------|-------------------------|----------------------|
|----------|--------|-----------|--------------------|--------------------|-------------------------|----------------------|

*California Preschool, Transitional Kindergarten and Full-Day Kindergarten Facilities Grant Program applications received by OPSC for the February 2023 Filing Round. OPSC has not yet reviewed the total grant requested, including Financial Hardship, and the total number of projects may exceed available expenditure authority. Placement on this list does not guarantee funding.

** The required district contribution may not equal the percentages specified in 1860.11 and 1860.13 if the application is for funding for a hybrid project that contains multiple facility types.

INFORMATION ITEM

SCHOOL FACILITY PROGRAM APPLICATIONS RECEIVED BEYOND BOND AUTHORITY LIST (as of April 30, 2023)

The applications on this list represent School Facility Program (SFP) New Construction and Modernization projects in date order received that were received on or after February 13, 2020 through April 30, 2023. These applications have been received, but not reviewed, by the Office of Public School Construction (OPSC). This list is presented to the State Allocation Board for acknowledgement, but not approval pursuant to SFP Regulation Section 1859.95.1.

Published monthly in the SAB Agenda.

This report is also on the [OPSC Website](http://www.dgs.ca.gov/opsc) at:
www.dgs.ca.gov/opsc

SFP APPLICATIONS

New Construction Acknowledged Applications Received Past Existing Authority as of April 30, 2023

| District | County | Site Name | DSA Number | 50-04 Date Received | Estimated State Grant (a) | Estimated Financial Hardship (b) |
|---------------------------------------|---------------|-----------------------------------|-------------------|----------------------------|----------------------------------|---|
| Fountain Valley Elementary | Orange | Fulton (Harry C) Middle | 50/66498-00-002 | 02/14/20 | \$ 1,061,790 | \$ - |
| Natomas Unified | Sacramento | Paso Verde | 50/75283-00-024 | 02/18/20 | \$ 20,495,845 | \$ - |
| Irvine Unified | Orange | Heritage Field K-8 | 50/73650-00-048 | 02/20/20 | \$ 47,744,919 | \$ - |
| Albany City Unified | Alameda | Albany High | 50/61127-00-004 | 02/21/20 | \$ 4,370,747 | \$ - |
| Martinez Unified | Contra Costa | John Muir Elementary | 50/61739-00-004 | 02/24/20 | \$ 4,662,545 | \$ - |
| Salinas Union High | Monterey | Dolores Huerta Middle | 50/66159-00-007 | 03/02/20 | \$ 21,431,900 | \$ - |
| Stockton Unified | San Joaquin | Valentine Peyton Elementary | 50/68676-01-004 | 03/26/20 | \$ 1,508,086 | \$ - |
| Mendota Unified | Fresno | Mendota Junior High | 50/75127-00-005 | 04/13/20 | \$ 1,338,852 | \$ - |
| Mendota Unified | Fresno | Mendota High | 50/75127-00-006 | 04/13/20 | \$ 74,948 | \$ - |
| Mendota Unified | Fresno | Mendota High | 50/75127-00-007 | 04/13/20 | \$ 74,948 | \$ - |
| Mendota Unified | Fresno | Mendota High | 50/75127-00-008 | 04/13/20 | \$ 74,948 | \$ - |
| Humboldt County Office of Education | Humboldt | Glen W Paul School for PH | 50/10124-00-002 | 04/21/20 | \$ 251,906 | \$ 251,906 |
| Chico Unified | Butte | Emma Wilson Elementary | 50/61424-00-011 | 06/04/20 | \$ 1,249,142 | \$ - |
| Anaheim Elementary | Orange | Sunkist Elementary | 50/66423-00-011 | 06/05/20 | \$ 1,656,567 | \$ - |
| Brentwood Union Elementary | Contra Costa | Edna Hill Middle | 50/61655-00-013 | 06/22/20 | \$ 3,049,013 | \$ - |
| Western Placer Unified | Placer | Glen Edwards Middle | 50/66951-00-013 | 06/22/20 | \$ 4,044,855 | \$ - |
| Calexico Unified | Imperial | Calexico High | 50/63099-00-004 | 07/01/20 | \$ 14,875,281 | \$ - |
| Roseville City Elementary | Placer | WB-60 Elementary | 50/66910-00-016 | 07/03/20 | \$ 13,679,371 | \$ - |
| Sacramento County Office of Education | Sacramento | Gerber Jr/Sr High | 50/10348-00-003 | 07/13/20 | \$ 4,088,732 | \$ 4,088,732 |
| Tulare City | Tulare | Wilson Elementary | 50/72231-00-006 | 07/17/20 | \$ 1,065,892 | \$ - |
| Menifee Union Elementary | Riverside | Harvest Hill STEAM Academy | 50/67116-00-016 | 07/29/20 | \$ 8,032,135 | \$ - |
| Stockton Unified | San Joaquin | Flora Arca Mata Elementary | 50/68676-04-003 | 07/31/20 | \$ 14,545,299 | \$ - |
| Clovis Unified | Fresno | Young Elementary | 50/62117-00-029 | 08/05/20 | \$ 13,566,990 | \$ - |
| Lucerne Elementary | Lake | Lucerne Elementary | 50/64048-00-001 | 08/06/20 | \$ 1,854,086 | \$ 1,854,086 |
| Kern High | Kern | Vista West Continuation High | 50/63529-00-013 | 08/07/20 | \$ 1,361,899 | \$ - |
| Menifee Union Elementary | Riverside | Menifee Valley Middle | 50/67116-00-017 | 08/07/20 | \$ 13,500,853 | \$ - |
| Kings Canyon Joint Unified | Fresno | Reedley High | 50/62265-00-012 | 08/12/20 | \$ 1,387,920 | \$ - |
| Sanger Unified | Fresno | Fairmont Elementary | 50/62414-00-028 | 08/17/20 | \$ 283,582 | \$ - |
| Kern High | Kern | Stockdale High | 50/63529-00-014 | 08/20/20 | \$ 1,222,217 | \$ - |
| Kern High | Kern | Highland High | 50/63529-00-015 | 08/20/20 | \$ 1,015,239 | \$ - |
| Alameda Unified | Alameda | Encinal Junior/Senior High | 50/61119-02-002 | 08/26/20 | \$ 3,465,835 | \$ - |
| Banta Elementary | San Joaquin | NextGeneration STEAM Academy | 50/68486-00-004 | 08/27/20 | \$ 3,873,152 | \$ - |
| Knights Ferry Elementary | Stanislaus | Knights Ferry Elementary | 50/71142-00-001 | 08/28/20 | \$ 830,572 | \$ 830,572 |
| Lemoore Union Elementary | Kings | Freedom Elementary | 50/63974-00-006 | 09/11/20 | \$ 9,100,949 | \$ - |
| Natomas Unified | Sacramento | American Lakes Elementary | 50/75283-00-025 | 09/14/20 | \$ 4,100,810 | \$ - |
| Jurupa Unified | Riverside | Rubidoux High | 50/67090-00-017 | 09/24/20 | \$ 1,912,855 | \$ - |
| Kings River-Hardwick Union Elementary | Kings | Kings River-Hardwick Elementary | 50/63941-00-002 | 09/30/20 | \$ 8,751,298 | \$ 8,751,298 |
| Jacoby Creek Elementary | Humboldt | Jacoby Creek Elementary | 50/62893-00-001 | 10/02/20 | \$ 4,311,564 | \$ 4,311,564 |
| Escondido Union | San Diego | Orange Glen Elementary | 50/68098-00-010 | 10/02/20 | \$ 1,556,375 | \$ - |
| Morgan Hill Unified | Santa Clara | Jackson Academy of Music and Math | 50/69583-00-004 | 10/12/20 | \$ 3,396,908 | \$ - |
| Placentia-Yorba Linda Unified | Orange | Glenview Elementary | 50/66647-00-037 | 10/14/20 | \$ 410,469 | \$ - |
| Golden Valley Unified | Madera | Stone Creek Elementary | 50/75580-00-004 | 10/16/20 | \$ 10,963,665 | \$ - |
| South Fork Union | Kern | South Fork Elementary | 50/63784-00-002 | 10/20/20 | \$ 195,623 | \$ 195,623 |

SFP APPLICATIONS

New Construction Acknowledged Applications Received Past Existing Authority as of April 30, 2023

| District | County | Site Name | DSA Number | 50-04 Date Received | Estimated State Grant (a) | Estimated Financial Hardship (b) |
|-----------------------------------|----------------|--|-------------------|----------------------------|----------------------------------|---|
| Garfield Elementary | Humboldt | Garfield Elementary | 50/62836-00-004 | 10/23/20 | \$ 187,236 | \$ 187,236 |
| Imperial Unified | Imperial | Imperial High | 50/63164-00-007 | 10/26/20 | \$ 1,701,452 | \$ - |
| Sonoma County Office of Education | Sonoma | El Colegio | 50/10496-00-057 | 10/29/20 | \$ 915,626 | \$ - |
| Temecula Valley Unified | Riverside | STEAM Academy K-8 | 50/75192-00-040 | 10/29/20 | \$ 8,625,543 | \$ - |
| Lodi Unified | San Joaquin | Tokay High | 50/68585-00-029 | 11/16/20 | \$ 9,155,946 | \$ - |
| Liberty Elementary | Tulare | Liberty Elementary | 50/71985-00-005 | 11/16/20 | \$ 427,203 | \$ - |
| Millville Elementary | Shasta | Millville Elementary | 50/70052-00-003 | 11/18/20 | \$ 728,813 | \$ 728,813 |
| Vacaville Unified | Solano | Edwin Markham Elementary | 50/70573-00-002 | 11/19/20 | \$ 5,451,185 | \$ - |
| Lake Elsinore Unified | Riverside | Railroad Canyon Elementary | 50/75176-00-022 | 11/23/20 | \$ 899,927 | \$ - |
| Murrieta Valley Unified | Riverside | Murrieta Canyon Academy | 50/75200-00-026 | 11/24/20 | \$ 8,054,742 | \$ - |
| Liberty Elementary | Tulare | Liberty Elementary | 50/71985-00-003 | 11/30/20 | \$ 3,528,693 | \$ - |
| Turlock Unified | Stanislaus | Turlock High | 50/75739-00-006 | 12/01/20 | \$ 4,622,896 | \$ - |
| Alvina Elementary | Fresno | Alvina Elementary Charter | 50/61994-00-001 | 12/09/20 | \$ 359,209 | \$ 359,209 |
| Kings Canyon Joint Unified | Fresno | Reedley High | 50/62265-00-013 | 01/07/21 | \$ 1,609,610 | \$ - |
| Hemet Unified | Riverside | Winchester Elementary | 50/67082-00-017 | 01/11/21 | \$ 3,650,360 | \$ - |
| Chaffey Joint Union High | San Bernardino | Etiwanda High | 50/67652-00-022 | 01/11/21 | \$ 5,955,938 | \$ - |
| Jurupa Unified | Riverside | Jurupa Middle | 50/67090-00-018 | 01/29/21 | \$ 3,500,478 | \$ - |
| Murrieta Valley Unified | Riverside | Murrieta Elementary | 50/75200-00-027 | 01/29/21 | \$ 4,732,721 | \$ - |
| Lassen View Union Elementary | Tehama | Lassen View Elementary | 50/71563-00-002 | 02/03/21 | \$ 1,046,170 | \$ 1,046,170 |
| Escondido Union | San Diego | Del Dios Academy of Arts and Sciences | 50/68098-00-011 | 02/04/21 | \$ 6,600,729 | \$ - |
| Menifee Union Elementary | Riverside | Chester W Morrison Elementary | 50/67116-00-018 | 02/12/21 | \$ 1,262,376 | \$ - |
| Sulphur Springs Union | Los Angeles | Sulphur Springs Community Elementary | 50/65045-00-011 | 02/25/21 | \$ 4,833,303 | \$ - |
| Tracy Joint Unified | San Joaquin | North Elementary | 50/75499-00-021 | 02/25/21 | \$ 3,051,846 | \$ - |
| Novato Unified | Marin | San Marin High | 50/65417-00-004 | 02/26/21 | \$ 2,747,397 | \$ - |
| Novato Unified | Marin | Novato High | 50/65417-00-005 | 02/26/21 | \$ 845,651 | \$ - |
| Livermore Valley Joint Unified | Alameda | East Avenue Middle | 50/61200-00-004 | 03/01/21 | \$ 3,840,483 | \$ - |
| Downey Unified | Los Angeles | Griffiths (Gordon) Middle | 50/64451-00-016 | 03/02/21 | \$ 6,244,126 | \$ - |
| Fairfield-Suisun Unified | Solano | Mary Bird Early Childhood Education Center | 50/70540-00-033 | 03/11/21 | \$ 1,576,330 | \$ - |
| Downey Unified | Los Angeles | Sussman (Edward A.) Middle | 50/64451-00-017 | 03/19/21 | \$ 6,978,954 | \$ - |
| Roseville Joint Union High | Placer | West Park High | 50/66928-00-009 | 03/23/21 | \$ 21,175,459 | \$ - |
| Downey Unified | Los Angeles | Griffiths (Gordon) Middle | 50/64451-00-018 | 03/25/21 | \$ 8,937,895 | \$ - |
| Downey Unified | Los Angeles | Sussman (Edward A.) Middle | 50/64451-00-019 | 03/25/21 | \$ 6,814,000 | \$ - |
| Downey Unified | Los Angeles | Sussman (Edward A.) Middle | 50/64451-00-020 | 03/25/21 | \$ 8,176,800 | \$ - |
| Natomas Unified | Sacramento | Bannon Creek | 50/75283-00-026 | 03/26/21 | \$ 1,343,394 | \$ - |
| Natomas Unified | Sacramento | Jefferson Elementary | 50/75283-00-027 | 03/26/21 | \$ 5,212,918 | \$ - |
| Hesperia Unified | San Bernardino | Joshua Circle Elementary | 50/75044-00-037 | 03/31/21 | \$ 716,491 | \$ - |
| Hesperia Unified | San Bernardino | Krystal School of Science, Math & Technology | 50/75044-00-038 | 03/31/21 | \$ 716,491 | \$ - |
| Riverside Unified | Riverside | Monroe Elementary | 50/67215-00-040 | 04/01/21 | \$ 3,192,154 | \$ - |
| Rio Elementary | Ventura | Rio del Sol | 50/72561-00-007 | 04/02/21 | \$ 3,856,500 | \$ - |
| Fresno Unified | Fresno | Ericson Elementary | 50/62166-06-008 | 04/05/21 | \$ 1,008,917 | \$ - |
| Irvine Unified | Orange | Turtle Rock Elementary | 50/73650-00-049 | 04/07/21 | \$ 1,392,870 | \$ - |
| McFarland Unified | Kern | McFarland High | 50/73908-00-011 | 04/16/21 | \$ 4,745,947 | \$ - |
| Buckeye Union Elementary | El Dorado | Charter Montessori Valley View Campus | 50/61838-00-009 | 05/05/21 | \$ 436,875 | \$ - |

SFP APPLICATIONS

New Construction Acknowledged Applications Received Past Existing Authority as of April 30, 2023

| District | County | Site Name | DSA Number | 50-04 Date Received | Estimated State Grant (a) | Estimated Financial Hardship (b) |
|------------------------------------|---------------|------------------------------|-------------------|----------------------------|----------------------------------|---|
| Chico Unified | Butte | Pleasant Valley High | 50/61424-00-012 | 05/06/21 | \$ 2,419,725 | \$ - |
| Martinez Unified | Contra Costa | Las Juntas Elementary | 50/61739-00-005 | 05/10/21 | \$ 2,522,309 | \$ - |
| Patterson Joint Unified | Stanislaus | Walnut Grove Elementary | 50/71217-00-010 | 05/19/21 | \$ 3,541,045 | \$ - |
| Novato Unified | Marin | San Marin High | 50/65417-00-006 | 05/19/21 | \$ 578,909 | \$ - |
| Novato Unified | Marin | Novato High | 50/65417-00-007 | 06/01/21 | \$ 545,664 | \$ - |
| Bakersfield City | Kern | Bessie E. Owens Primary | 50/63321-00-041 | 06/11/21 | \$ 8,750,957 | \$ - |
| Bakersfield City | Kern | Bessie E. Owens Intermediate | 50/63321-00-042 | 06/11/21 | \$ 6,320,539 | \$ - |
| Kern High | Kern | Del Oro High | 50/63529-00-016 | 06/14/21 | \$ 56,047,017 | \$ - |
| Visalia Unified | Tulare | Sequoia High | 50/72256-00-032 | 06/14/21 | \$ 9,329,283 | \$ - |
| Los Banos Unified | Merced | Pacheco High | 50/65755-00-015 | 06/15/21 | \$ 4,067,088 | \$ - |
| Beaumont Unified | Riverside | Summerwind K-8 | 50/66993-00-021 | 06/25/21 | \$ 16,932,287 | \$ - |
| Placer Union High | Placer | Placer High | 50/66894-00-007 | 07/01/21 | \$ 1,148,393 | \$ - |
| Liberty Union High | Contra Costa | Freedom High | 50/61721-00-008 | 07/02/21 | \$ 1,029,633 | \$ - |
| Downey Unified | Los Angeles | Stauffer (Mary R.) Middle | 50/64451-00-021 | 07/12/21 | \$ 13,982,312 | \$ - |
| Chico Unified | Butte | Pleasant Valley High | 50/61424-00-013 | 07/12/21 | \$ 459,756 | \$ - |
| Placer Union High | Placer | Placer High | 50/66894-00-008 | 07/14/21 | \$ 1,029,633 | \$ - |
| Walnut Valley Unified | Los Angeles | Suzanne Middle | 50/73460-00-013 | 07/15/21 | \$ 8,316,177 | \$ - |
| Downey Unified | Los Angeles | Doty (Wendy Lopour) Middle | 50/64451-00-022 | 07/20/21 | \$ 24,633,200 | \$ - |
| Downey Unified | Los Angeles | Doty (Wendy Lopour) Middle | 50/64451-00-023 | 07/20/21 | \$ 24,032,360 | \$ - |
| Hilmar Unified | Merced | Hilmar High | 50/65698-00-005 | 07/21/21 | \$ 691,077 | \$ - |
| Beaumont Unified | Riverside | Beaumont Senior High | 50/66993-00-022 | 07/30/21 | \$ 12,300,336 | \$ - |
| San Ramon Valley Unified | Contra Costa | Charlotte Wood Middle | 50/61804-03-002 | 08/03/21 | \$ 1,170,914 | \$ - |
| Alisal Union | Monterey | Fremont Elementary | 50/65961-00-012 | 08/03/21 | \$ 5,216,024 | \$ - |
| Elk Grove Unified | Sacramento | Pleasant Grove Elementary | 50/67314-00-050 | 08/06/21 | \$ 7,592,706 | \$ - |
| Hollister | San Benito | Rancho Santana | 50/67470-00-005 | 08/06/21 | \$ 16,259,235 | \$ - |
| Mountain View-Los Altos Union High | Santa Clara | Mountain View High | 50/69609-00-001 | 08/06/21 | \$ 8,944,888 | \$ - |
| Mountain View-Los Altos Union High | Santa Clara | Los Altos High | 50/69609-00-002 | 08/06/21 | \$ 8,911,775 | \$ - |
| San Juan Unified | Sacramento | Del Campo High | 50/67447-00-001 | 08/09/21 | \$ 2,623,353 | \$ - |
| Elk Grove Unified | Sacramento | Joseph Kerr Middle | 50/67314-00-051 | 08/10/21 | \$ 2,969,223 | \$ - |
| Washington Unified | Yolo | Westmore Oaks Elementary | 50/72694-00-012 | 08/10/21 | \$ 5,676,785 | \$ - |
| Marysville Joint Unified | Yuba | Linda Elementary | 50/72736-00-032 | 08/10/21 | \$ 733,693 | \$ - |
| Marysville Joint Unified | Yuba | Anna McKenney Intermediate | 50/72736-00-033 | 08/10/21 | \$ 1,311,740 | \$ - |
| Panama-Buena Vista Union | Kern | Highgate Elementary | 50/63362-00-043 | 08/11/21 | \$ 12,775,279 | \$ - |
| San Juan Unified | Sacramento | Arden Middle | 50/67447-00-002 | 08/11/21 | \$ 5,343,302 | \$ - |
| Santa Clara Unified | Santa Clara | Abram Agnew Elementary | 50/69674-00-001 | 08/11/21 | \$ 26,173,222 | \$ - |
| Santa Clara Unified | Santa Clara | Dolores Huerta Middle | 50/69674-00-002 | 08/11/21 | \$ 30,982,294 | \$ - |
| Coachella Valley Unified | Riverside | Palm View Elementary | 50/73676-02-006 | 08/11/21 | \$ 2,343,049 | \$ - |
| Livermore Valley Joint Unified | Alameda | Joe Michell Elementary | 50/61200-00-005 | 08/12/21 | \$ 9,593,714 | \$ - |
| Sanger Unified | Fresno | Centerville Elementary | 50/62414-00-029 | 08/12/21 | \$ 407,958 | \$ - |
| Sanger Unified | Fresno | John S. Wash Elementary | 50/62414-00-030 | 08/12/21 | \$ 1,051,987 | \$ - |
| Sanger Unified | Fresno | Lone Star Elementary | 50/62414-00-031 | 08/12/21 | \$ 819,640 | \$ - |
| Dublin Unified | Alameda | Frederiksen Elementary | 50/75093-00-014 | 08/13/21 | \$ 4,342,825 | \$ - |
| Patterson Joint Unified | Stanislaus | Grayson Elementary | 50/71217-00-011 | 08/18/21 | \$ 479,227 | \$ - |

SFP APPLICATIONS

New Construction Acknowledged Applications Received Past Existing Authority as of April 30, 2023

| District | County | Site Name | DSA Number | 50-04 Date Received | Estimated State Grant (a) | Estimated Financial Hardship (b) |
|-------------------------------|-----------------|--|-------------------|----------------------------|----------------------------------|---|
| Redlands Unified | San Bernardino | Mission Elementary | 50/67843-00-010 | 08/20/21 | \$ 1,362,800 | \$ - |
| Placentia-Yorba Linda Unified | Orange | Glenview Elementary | 50/66647-00-038 | 08/26/21 | \$ 849,502 | \$ - |
| Pleasanton Unified | Alameda | Amador Valley High | 50/75101-00-010 | 08/27/21 | \$ 4,955,013 | \$ - |
| Pleasanton Unified | Alameda | Foothill High | 50/75101-00-011 | 08/27/21 | \$ 2,733,729 | \$ - |
| Manteca Unified | San Joaquin | Manteca High | 50/68593-00-027 | 08/29/21 | \$ 4,597,560 | \$ - |
| Riverside Unified | Riverside | Arlington High | 50/67215-00-041 | 09/02/21 | \$ 3,583,035 | \$ - |
| Irvine Unified | Orange | Northwood Elementary | 50/73650-00-050 | 09/08/21 | \$ 1,304,508 | \$ - |
| Irvine Unified | Orange | South Lake Middle | 50/73650-00-051 | 09/08/21 | \$ 447,209 | \$ - |
| Turlock Unified | Stanislaus | Marvin A. Dutcher Middle | 50/75739-00-007 | 09/23/21 | \$ 3,438,709 | \$ - |
| Woodland Joint Unified | Yolo | Spring Lake Elementary | 50/72710-00-007 | 09/27/21 | \$ 2,020,293 | \$ - |
| Maple Elementary | Kern | Maple Elementary | 50/63610-00-004 | 10/08/21 | \$ 63,871 | \$ 63,871 |
| Mountain View Elementary | San Bernardino | Park View Elementary | 50/67785-00-003 | 10/13/21 | \$ 12,571,121 | \$ - |
| Liberty Union High | Contra Costa | Heritage High | 50/61721-00-009 | 10/15/21 | \$ 5,517,072 | \$ - |
| Paso Robles Joint Unified | San Luis Obispo | George H. Flamson Middle | 50/75457-00-006 | 12/14/21 | \$ 3,611,520 | \$ - |
| Cloverdale Unified | Sonoma | Jefferson Elementary | 50/70656-00-001 | 01/03/22 | \$ 6,084,991 | \$ 6,084,991 |
| Cloverdale Unified | Sonoma | Washington Middle | 50/70656-00-002 | 01/04/22 | \$ 1,813,572 | \$ - |
| South Pasadena Unified | Los Angeles | Arroyo Vista Elementary | 50/65029-00-006 | 01/06/22 | \$ 464,094 | \$ - |
| South Pasadena Unified | Los Angeles | Monterey Hills Elementary | 50/65029-00-007 | 01/06/22 | \$ 928,014 | \$ - |
| South Pasadena Unified | Los Angeles | Marengo Elementary | 50/65029-00-008 | 01/06/22 | \$ 527,733 | \$ - |
| Lodi Unified | San Joaquin | Lodi High | 50/68585-00-030 | 01/07/22 | \$ 20,571,536 | \$ - |
| Chula Vista Elementary | San Diego | Otay Ranch Village 3 | 50/68023-00-013 | 01/11/22 | \$ 13,795,399 | \$ - |
| San Marcos Unified | San Diego | Richland Elementary | 50/73791-00-021 | 01/20/22 | \$ 15,715,309 | \$ - |
| Riverside Unified | Riverside | Alcott Elementary | 50/67215-00-042 | 02/02/22 | \$ 3,792,255 | \$ - |
| Pleasanton Unified | Alameda | Lydkisen Elementary | 50/75101-00-012 | 02/15/22 | \$ 1,368,404 | \$ - |
| Butteville Union Elementary | Siskiyou | Butteville Elementary | 50/70201-00-003 | 02/22/22 | \$ 3,142,834 | \$ - |
| Natomas Unified | Sacramento | Northpointe Elementary | 50/75283-00-028 | 03/11/22 | \$ 13,437,152 | \$ - |
| Corona-Norco Unified | Riverside | George Washington Elementary | 50/67033-00-049 | 03/15/22 | \$ 1,916,904 | \$ - |
| Riverside Unified | Riverside | Fremont Elementary | 50/67215-00-043 | 03/25/22 | \$ 3,768,997 | \$ - |
| Clovis Unified | Fresno | Dry Creek Elementary | 50/62117-00-030 | 04/04/22 | \$ 2,573,050 | \$ - |
| Irvine Unified | Orange | Oak Creek Elementary | 50/73650-00-052 | 04/04/22 | \$ 469,128 | \$ - |
| Marysville Joint Unified | Yuba | Arboga Elementary | 50/72736-00-034 | 04/07/22 | \$ 5,348,981 | \$ - |
| Natomas Unified | Sacramento | Natomas Pacific Pathways Prep Elementary | 50/75283-00-029 | 04/13/22 | \$ 8,148,166 | \$ - |
| Standard Elementary | Kern | Highland Elementary | 50/63792-00-004 | 04/27/22 | \$ 3,036,485 | \$ - |
| Standard Elementary | Kern | Wingland Elementary | 50/63792-00-005 | 04/27/22 | \$ 2,064,789 | \$ - |
| Elk Grove Unified | Sacramento | Miwok Village | 50/67314-00-052 | 05/04/22 | \$ 18,870,984 | \$ - |
| Etiwanda Elementary | San Bernardino | Grapeland Elementary | 50/67702-00-019 | 05/06/22 | \$ 2,977,000 | \$ - |
| McFarland Unified | Kern | McFarland High School Early College | 50/73908-00-012 | 05/10/22 | \$ 2,291,506 | \$ - |
| Robla Elementary | Sacramento | Bell Avenue Elementary | 50/67421-00-004 | 05/13/22 | \$ 3,708,068 | \$ - |
| Pittsburg Unified | Contra Costa | Los Medanos Elementary | 50/61788-00-012 | 05/16/22 | \$ 1,793,322 | \$ - |
| Corcoran Joint Unified | Kings | Corcoran High | 50/63891-00-003 | 05/25/22 | \$ 3,569,653 | \$ - |
| Fresno Unified | Fresno | Juan Felipe Herrera Elementary | 50/62166-00-033 | 05/26/22 | \$ 16,479,378 | \$ - |
| Edison Elementary | Kern | Orangewood Elementary | 50/63438-00-003 | 06/09/22 | \$ 877,380 | \$ 877,380 |
| Manteca Unified | San Joaquin | French Camp Elementary | 50/68593-00-028 | 06/13/22 | \$ 819,738 | \$ - |

SFP APPLICATIONS

New Construction Acknowledged Applications Received Past Existing Authority as of April 30, 2023

| District | County | Site Name | DSA Number | 50-04 Date Received | Estimated State Grant (a) | Estimated Financial Hardship (b) |
|-------------------------------------|----------------|---------------------------------------|-------------------|----------------------------|----------------------------------|---|
| Paradise Unified | Butte | Paradise Senior High | 50/61531-00-003 | 06/14/22 | \$ 6,147,080 | \$ - |
| San Bernardino City Unified | San Bernardino | Paakuma K-8 | 50/67876-00-087 | 06/14/22 | \$ 2,871,307 | \$ - |
| Center Joint Unified | Sacramento | Rex Fortune Elementary | 50/73973-00-004 | 06/17/22 | \$ 13,713,610 | \$ - |
| Firebaugh-Las Deltas Unified | Fresno | Arthur E. Mills Intermediate | 50/73809-00-006 | 06/22/22 | \$ 1,256,925 | \$ - |
| Hilmar Unified | Merced | Hilmar Elementary | 50/65698-00-006 | 06/29/22 | \$ 10,834,354 | \$ - |
| Beaumont Unified | Riverside | Beaumont Senior High | 50/66993-00-023 | 06/29/22 | \$ 10,420,773 | \$ - |
| Patterson Joint Unified | Stanislaus | Patterson High | 50/71217-00-012 | 06/29/22 | \$ 7,500,512 | \$ - |
| Plumas Lake Elementary | Yuba | Rio Del Oro Elementary | 50/72744-00-004 | 07/20/22 | \$ 962,762 | \$ - |
| Plumas Lake Elementary | Yuba | Cobblestone Elementary | 50/72744-00-005 | 07/20/22 | \$ 864,934 | \$ - |
| Santa Clara Unified | Santa Clara | Kathleen MacDonald High | 50/69674-00-003 | 07/21/22 | \$ 73,905,753 | \$ - |
| Patterson Joint Unified | Stanislaus | Apricot Valley Elementary | 50/71217-00-013 | 07/22/22 | \$ 1,826,140 | \$ - |
| Patterson Joint Unified | Stanislaus | Las Palmas Elementary | 50/71217-00-014 | 07/22/22 | \$ 2,134,604 | \$ - |
| Sundale Union Elementary | Tulare | Sundale Elementary | 50/72173-00-007 | 07/22/22 | \$ 9,044,768 | \$ 9,044,768 |
| Jurupa Unified | Riverside | Del Sol Academy | 50/67090-00-019 | 07/26/22 | \$ 2,615,669 | \$ - |
| Greenfield Union | Kern | Crescent Elementary | 50/63503-00-014 | 07/27/22 | \$ 16,697,641 | \$ 16,697,641 |
| Banta Elementary | San Joaquin | EPIC Academy | 50/68486-00-005 | 07/29/22 | \$ 23,721,425 | \$ - |
| Lodi Unified | San Joaquin | Clyde W. Needham Elementary | 50/68585-00-031 | 07/31/22 | \$ 5,871,784 | \$ - |
| San Benito High | San Benito | San Benito High | 50/67538-00-004 | 08/09/22 | \$ 929,349 | \$ - |
| Del Mar Union Elementary | San Diego | Pacific Sky Elementary | 50/68056-00-005 | 08/09/22 | \$ 29,146,296 | \$ - |
| Milpitas Unified | Santa Clara | Mabel Mattos Elementary | 50/73387-00-002 | 08/09/22 | \$ 9,037,821 | \$ - |
| Imperial County Office of Education | Imperial | Imperial Valley Center | 50/10132-03-009 | 08/11/22 | \$ 889,058 | \$ - |
| Fresno Unified | Fresno | Ewing Elementary | 50/62166-00-034 | 08/12/22 | \$ 2,576,321 | \$ - |
| Los Alamitos Unified | Orange | Los Alamitos High | 50/73924-00-007 | 08/12/22 | \$ 1,573,276 | \$ - |
| Sanger Unified | Fresno | Lincoln Elementary | 50/62414-00-032 | 08/15/22 | \$ 1,107,227 | \$ - |
| Sanger Unified | Fresno | Lone Star Elementary | 50/62414-00-033 | 08/15/22 | \$ 1,160,842 | \$ - |
| Sanger Unified | Fresno | Centerville Elementary | 50/62414-00-034 | 08/15/22 | \$ 1,499,177 | \$ - |
| Tulare City | Tulare | Mulcahy Middle | 50/72231-00-007 | 08/15/22 | \$ 2,176,943 | \$ - |
| Fremont Unified | Alameda | Centerville Junior High | 50/61176-07-001 | 08/16/22 | \$ 11,130,087 | \$ - |
| Fremont Unified | Alameda | William Hopkins Junior High | 50/61176-07-002 | 08/16/22 | \$ 7,048,216 | \$ - |
| Vacaville Unified | Los Angeles | Buckingham Collegiate Charter Academy | 50/70573-00-003 | 08/16/22 | \$ 4,713,697 | \$ - |
| Sanger Unified | Fresno | Sanger Educational Complex | 50/62414-00-035 | 08/17/22 | \$ 27,665,415 | \$ - |
| Greenfield Union | Kern | Crescent Elementary | 50/63503-00-018 | 08/17/22 | \$ 5,124,000 | \$ - |
| Hayward Unified | Alameda | Winton Middle | 50/61192-00-001 | 08/26/22 | \$ 687,147 | \$ - |
| Porterville Unified | Tulare | West Putnam Elementary | 50/75523-00-012 | 09/23/22 | \$ 7,808,353 | \$ - |
| Pleasanton Unified | Alameda | Thomas S. Hart Middle | 50/75101-00-013 | 10/03/22 | \$ 2,974,786 | \$ - |
| Liberty Union High | Contra Costa | Liberty High | 50/61721-00-010 | 11/16/22 | \$ 5,887,612 | \$ - |
| Lamont Elementary | Kern | Myrtle Avenue Elementary | 50/63560-00-002 | 11/21/22 | \$ 4,358,375 | \$ - |
| Lamont Elementary | Kern | Lamont Elementary | 50/63560-00-003 | 11/21/22 | \$ 1,009,250 | \$ - |
| Lamont Elementary | Kern | Alicante Avenue Elementary | 50/63560-00-004 | 11/21/22 | \$ 2,125,625 | \$ - |
| San Bernardino City Unified | San Bernardino | Indian Springs High | 50/67876-00-088 | 12/01/22 | \$ 540,567 | \$ - |
| Jefferson Elementary | San Joaquin | Coral Hollow Elementary | 50/68544-00-006 | 12/09/22 | \$ 22,212,742 | \$ - |
| Lammersville Joint Unified | San Joaquin | Evelyn Costa Elementary | 50/76760-00-010 | 12/09/22 | \$ 16,172,546 | \$ - |
| San Juan Unified | Sacramento | Earl Legette Elementary | 50/67447-00-003 | 01/09/23 | \$ 4,050,597 | \$ - |

SFP APPLICATIONS

New Construction Acknowledged Applications Received Past Existing Authority as of April 30, 2023

| District | County | Site Name | DSA Number | 50-04 Date Received | Estimated State Grant (a) | Estimated Financial Hardship (b) |
|------------------------------------|-----------------|--------------------------------|-------------------|----------------------------|----------------------------------|---|
| Brentwood Union Elementary | Contra Costa | William B. Bristow Middle | 50/61655-00-014 | 01/26/23 | \$ 10,030,671 | \$ - |
| Hemet Unified | Riverside | Little Lake Elementary | 50/67082-00-018 | 01/27/23 | \$ 1,898,820 | \$ - |
| San Juan Unified | Sacramento | Starr King K-8 | 50/67447-00-004 | 02/08/23 | \$ 2,458,433 | \$ - |
| Dublin Unified | Alameda | Emerald High | 50/75093-00-015 | 02/09/23 | \$ 59,893,861 | \$ - |
| Templeton Unified | San Luis Obispo | Templeton Middle | 50/68841-00-003 | 02/10/23 | \$ 342,643 | \$ - |
| Menifee Union Elementary | Riverside | Chester W. Morrison Elementary | 50/67116-00-019 | 02/15/23 | \$ 2,055,701 | \$ - |
| Menifee Union Elementary | Riverside | Evans Ranch Elementary | 50/67116-00-020 | 02/15/23 | \$ 3,200,446 | \$ - |
| Menifee Union Elementary | Riverside | Harvest Hill STEAM Academy | 50/67116-00-021 | 02/15/23 | \$ 2,802,167 | \$ - |
| Menifee Union Elementary | Riverside | Southshore Elementary | 50/67116-00-022 | 02/15/23 | \$ 3,020,750 | \$ - |
| Menifee Union Elementary | Riverside | Taawila Elementary | 50/67116-00-023 | 02/15/23 | \$ 2,041,333 | \$ - |
| Ventura County Office of Education | Ventura | Gateway Community | 50/10561-00-004 | 02/21/23 | \$ 9,970,488 | \$ - |
| San Benito High | San Benito | Hollister High | 50/67538-00-005 | 02/24/23 | \$ 5,382,725 | \$ - |
| Martinez Unified | Contra Costa | John Swett Elementary | 50/61739-00-006 | 02/27/23 | \$ 11,343,679 | \$ - |
| San Marcos Unified | San Diego | Double Peak | 50/73791-00-022 | 02/27/23 | \$ 2,294,128 | \$ - |
| Kerman Unified | Fresno | New Elementary | 50/73999-00-010 | 03/06/23 | \$ 20,195,769 | \$ - |
| Riverside Unified | Riverside | Longfellow Elementary | 50/67215-00-044 | 03/13/23 | \$ 6,185,370 | \$ - |
| Walnut Valley Unified | Los Angeles | Walnut Elementary | 50/73460-00-014 | 04/05/23 | \$ 2,097,761 | \$ - |
| El Segundo Unified | Los Angeles | El Segundo Middle | 50/64535-00-001 | 04/14/23 | \$ 11,957,476 | \$ - |
| Capistrano Unified | Orange | Rienda Elementary | 50/66464-00-026 | 04/18/23 | \$ 23,199,464 | \$ - |
| Modesto City Elementary | Stanislaus | Tuolumne Elementary | 50/71167-00-001 | 04/18/23 | \$ 1,414,214 | \$ - |
| Santa Maria Joint Union High | Santa Barbara | Santa Maria High | 50/69310-00-009 | 04/24/23 | \$ 20,800,489 | \$ - |
| Encinitas Union Elementary | San Diego | Flora Vista Elementary | 50/68080-00-002 | 04/28/23 | \$ 1,174,480 | \$ - |
| | | | | | \$ 1,556,869,767 | \$ 55,373,860 |
| | | | | | \$ 1,612,243,627 | |

SFP APPLICATIONS

Modernization Acknowledged Applications Received Past Existing Authority as of April 30, 2023

| District | County | Site Name | DSA Number | 50-04 Date Received | Estimated State Grant (a) | Estimated Financial Hardship (b) |
|-----------------------------|----------------|-----------------------------------|-------------------|----------------------------|----------------------------------|---|
| San Ramon Valley Unified | Contra Costa | Rancho Romero Elementary | 57/61804-02-001 | 02/13/20 | \$ 3,143,938 | \$ - |
| San Ramon Valley Unified | Contra Costa | Vista Grande Elementary | 57/61804-02-002 | 02/13/20 | \$ 2,013,096 | \$ - |
| Redwood City Elementary | San Mateo | Henry Ford Elementary | 57/69005-00-010 | 02/18/20 | \$ 1,857,848 | \$ - |
| Martinez Unified | Contra Costa | John Muir Elementary | 57/61739-00-009 | 02/24/20 | \$ 863,677 | \$ - |
| Kelseyville Unified | Lake | Riviera Elementary | 57/64014-00-004 | 02/24/20 | \$ 1,497,543 | \$ 998,362 |
| Kelseyville Unified | Lake | Mountain Vista Middle | 57/64014-00-005 | 02/24/20 | \$ 2,445,681 | \$ - |
| Palo Alto Unified | Santa Clara | Palo Alto High | 57/69641-01-001 | 02/24/20 | \$ 2,528,747 | \$ - |
| Kelseyville Unified | Lake | Kelseyville Elementary | 57/64014-00-006 | 02/26/20 | \$ 1,208,056 | \$ 805,371 |
| Chino Valley Unified | San Bernardino | Ruben S Ayala High | 57/67678-00-030 | 02/27/20 | \$ 7,953,343 | \$ - |
| Moreno Valley Unified | Riverside | North Ridge Elementary | 57/67124-00-028 | 02/28/20 | \$ 3,739,924 | \$ - |
| Cajon Valley Union | San Diego | Johnson Elementary | 57/67991-00-011 | 02/28/20 | \$ 126,661 | \$ - |
| Downey Unified | Los Angeles | Stauffer (Mary R) Middle | 57/64451-00-037 | 03/02/20 | \$ 1,326,775 | \$ - |
| Brentwood Union Elementary | Contra Costa | Edna Hill Middle | 57/61655-00-004 | 03/03/20 | \$ 3,020,040 | \$ - |
| West Contra Costa Unified | Contra Costa | Wilson Elementary | 57/61796-00-054 | 03/03/20 | \$ 3,844,145 | \$ - |
| Norwalk-La Mirada Unified | Los Angeles | La Mirada High | 57/64840-00-035 | 03/03/20 | \$ 976,743 | \$ - |
| Long Beach Unified | Los Angeles | Madison Elementary | 57/64725-00-040 | 03/04/20 | \$ 3,795,170 | \$ - |
| Carlsbad Unified | San Diego | Magnolia Elementary | 57/73551-00-010 | 03/04/20 | \$ 881,515 | \$ - |
| Manhattan Beach Unified | Los Angeles | Opal Robinson Elementary | 57/75333-00-010 | 03/04/20 | \$ 5,158,125 | \$ - |
| West Contra Costa Unified | Contra Costa | Richmond Unified Alter Ed | 57/61796-00-055 | 03/05/20 | \$ 1,245,850 | \$ - |
| San Francisco Unified | San Francisco | Sheridan Elementary | 57/68478-13-002 | 03/05/20 | \$ 838,564 | \$ - |
| Sunnyside Union Elementary | Tulare | Sunnyside Elementary | 57/72181-00-002 | 03/06/20 | \$ 234,947 | \$ 156,631 |
| Santee | San Diego | Pepper Drive Elementary | 57/68361-00-013 | 03/09/20 | \$ 5,936,708 | \$ - |
| Happy Valley Elementary | Santa Cruz | Happy Valley Elementary | 57/69757-00-001 | 03/10/20 | \$ 921,035 | \$ 614,023 |
| Little Lake City Elementary | Los Angeles | Lake Center Middle | 57/64717-00-011 | 03/12/20 | \$ 5,032,565 | \$ - |
| Little Lake City Elementary | Los Angeles | Lakeland Elementary | 57/64717-00-012 | 03/13/20 | \$ 3,256,864 | \$ - |
| Liberty Union High | Contra Costa | Liberty High | 57/61721-00-004 | 03/16/20 | \$ 5,750,850 | \$ - |
| Los Angeles Unified | Los Angeles | Manhattan Place Elementary | 57/64733-00-731 | 03/16/20 | \$ 2,228,899 | \$ - |
| Manhattan Beach Unified | Los Angeles | Meadows Avenue Elementary | 57/75333-00-011 | 03/16/20 | \$ 1,448,092 | \$ - |
| Santee | San Diego | Sycamore Canyon Elementary | 57/68361-00-014 | 03/17/20 | \$ 280,308 | \$ - |
| Santee | San Diego | PRIDE Academy at Prospect Avenue | 57/68361-00-015 | 03/18/20 | \$ 280,308 | \$ - |
| Ontario-Montclair | San Bernardino | Central Language Academy | 57/67819-00-039 | 03/19/20 | \$ 493,206 | \$ - |
| Ontario-Montclair | San Bernardino | Euclid Elementary | 57/67819-00-040 | 03/19/20 | \$ 493,206 | \$ - |
| Santee | San Diego | Chet F Harritt Elementary | 57/68361-00-016 | 03/19/20 | \$ 1,391,641 | \$ - |
| Mountain View Elementary | Los Angeles | Cogswell Elementary | 57/64816-00-014 | 03/24/20 | \$ 747,648 | \$ - |
| Downey Unified | Los Angeles | Doty Middle | 57/64451-00-038 | 03/26/20 | \$ 6,509,783 | \$ - |
| Anaheim Elementary | Orange | Sunkist Elementary | 57/66423-00-034 | 03/31/20 | \$ 8,021,867 | \$ - |
| Santa Monica-Malibu Unified | Los Angeles | Malibu High | 57/64980-00-020 | 04/01/20 | \$ 238,260 | \$ - |
| Mountain View Elementary | Los Angeles | Jerry Voorhis Elementary | 57/64816-00-015 | 04/08/20 | \$ 2,412,065 | \$ - |
| Dinuba Unified | Tulare | Dinuba High | 57/75531-00-013 | 04/08/20 | \$ 4,090,672 | \$ 2,727,115 |
| Los Nietos | Los Angeles | Rancho Santa Gertrudes Elementary | 57/64758-00-009 | 04/10/20 | \$ 1,783,452 | \$ - |
| Little Lake City Elementary | Los Angeles | Cresson Elementary | 57/64717-00-013 | 04/15/20 | \$ 3,314,669 | \$ - |
| Little Lake City Elementary | Los Angeles | William W Orr Elementary | 57/64717-00-014 | 04/15/20 | \$ 3,552,290 | \$ - |
| Little Lake City Elementary | Los Angeles | Paddison Elementary | 57/64717-00-015 | 04/15/20 | \$ 2,602,126 | \$ - |

SFP APPLICATIONS

Modernization Acknowledged Applications Received Past Existing Authority as of April 30, 2023

| District | County | Site Name | DSA Number | 50-04 Date Received | Estimated State Grant (a) | Estimated Financial Hardship (b) |
|-------------------------------------|----------------|----------------------------------|-------------------|----------------------------|----------------------------------|---|
| Little Lake City Elementary | Los Angeles | Jersey Avenue Elementary | 57/64717-00-016 | 04/15/20 | \$ 4,404,263 | \$ - |
| Little Lake City Elementary | Los Angeles | Lakeview Elementary | 57/64717-00-017 | 04/15/20 | \$ 1,334,905 | \$ - |
| Little Lake City Elementary | Los Angeles | Studebaker Elementary | 57/64717-00-018 | 04/15/20 | \$ 6,104,596 | \$ - |
| Miller Creek (aka Dixie) Elementary | Marin | Miller Creek Middle | 57/65318-00-008 | 04/20/20 | \$ 3,011,768 | \$ - |
| Azusa Unified | Los Angeles | Azusa High | 57/64279-00-029 | 04/23/20 | \$ 2,656,453 | \$ - |
| Piedmont City Unified | Alameda | Millennium High Alternative | 57/61275-00-007 | 04/27/20 | \$ 1,143,058 | \$ - |
| Piedmont City Unified | Alameda | Piedmont Middle | 57/61275-00-008 | 04/27/20 | \$ 3,618,536 | \$ - |
| Woodville Union Elementary | Tulare | Woodville Elementary | 57/72298-00-002 | 04/27/20 | \$ 1,384,262 | \$ 922,841 |
| Cupertino Union | Santa Clara | Louis E. Stocklmeir Elementary | 57/69419-00-035 | 05/05/20 | \$ 2,553,029 | \$ - |
| Whittier City Elementary | Los Angeles | Lydia Jackson Elementary | 57/65110-00-025 | 05/07/20 | \$ 2,420,600 | \$ - |
| Standard Elementary | Kern | Standard Elementary | 57/63792-00-003 | 05/08/20 | \$ 2,438,578 | \$ - |
| Santa Cruz City Elementary | Santa Cruz | Gault Elementary | 57/69815-00-007 | 05/08/20 | \$ 766,614 | \$ 511,076 |
| Benicia Unified | Solano | Benicia Middle | 57/70524-00-016 | 05/13/20 | \$ 3,201,689 | \$ - |
| Santa Cruz City Elementary | Santa Cruz | Westlake Elementary | 57/69815-00-008 | 05/26/20 | \$ 337,743 | \$ - |
| Santa Cruz City High | Santa Cruz | Mission Hill Middle | 57/69823-00-012 | 05/26/20 | \$ 963,477 | \$ - |
| Santa Cruz City High | Santa Cruz | Mission Hill Middle | 57/69823-00-013 | 05/26/20 | \$ 345,040 | \$ - |
| Keyes Union | Stanislaus | Keyes Elementary | 57/71134-00-002 | 05/28/20 | \$ 977,602 | \$ - |
| San Francisco Unified | San Francisco | Clarendon Alternative Elementary | 57/68478-00-061 | 06/05/20 | \$ 1,221,651 | \$ - |
| San Jose Unified | Santa Clara | Pioneer High | 57/69666-00-055 | 06/08/20 | \$ 5,396,312 | \$ - |
| Sutter Union High | Sutter | Butte View High | 57/71449-00-002 | 06/08/20 | \$ 53,050 | \$ 35,367 |
| Exeter Unified | Tulare | Lincoln Elementary | 57/76836-00-002 | 06/08/20 | \$ 3,223,827 | \$ - |
| Mountain View Elementary | Los Angeles | Baker Elementary | 57/64816-00-016 | 06/09/20 | \$ 1,216,485 | \$ - |
| Mountain View Elementary | Los Angeles | Maxson Elementary | 57/64816-00-017 | 06/09/20 | \$ 2,070,824 | \$ - |
| Desert Sands Unified | Riverside | James Monroe Elementary | 57/67058-00-022 | 06/12/20 | \$ 3,505,912 | \$ - |
| Happy Camp Union Elementary | Siskiyou | Happy Camp Elementary | 57/70334-00-001 | 06/12/20 | \$ 151,321 | \$ 100,881 |
| Santa Cruz City Elementary | Santa Cruz | Bay View Elementary | 57/69815-00-009 | 06/18/20 | \$ 2,335,181 | \$ - |
| Santa Cruz City Elementary | Santa Cruz | De Laveaga Elementary | 57/69815-00-010 | 06/18/20 | \$ 684,116 | \$ - |
| Sanger Unified | Fresno | Wilson Elementary | 57/62414-00-019 | 06/19/20 | \$ 2,240,838 | \$ - |
| Culver City Unified | Los Angeles | Linwood E Howe Elementary | 57/64444-00-018 | 06/19/20 | \$ 1,144,606 | \$ - |
| Moraga Elementary | Contra Costa | Joaquin Moraga Intermediate | 57/61747-00-006 | 06/22/20 | \$ 816,506 | \$ - |
| Western Placer Unified | Placer | Glen Edwards Middle | 57/66951-00-005 | 06/22/20 | \$ 97,093 | \$ - |
| Chino Valley Unified | San Bernardino | Robert O Townsend Junior High | 57/67678-00-031 | 06/22/20 | \$ 5,692,017 | \$ - |
| Chino Valley Unified | San Bernardino | Canyon Hills Junior High | 57/67678-00-032 | 06/22/20 | \$ 5,297,919 | \$ - |
| Castro Valley Unified | Alameda | Castro Valley High | 57/61150-00-030 | 06/25/20 | \$ 3,614,585 | \$ - |
| Culver City Unified | Los Angeles | El Rincon Elementary | 57/64444-00-019 | 06/29/20 | \$ 822,716 | \$ - |
| North Cow Creek Elementary | Shasta | North Cow Creek Elementary | 57/70078-00-001 | 06/29/20 | \$ 872,946 | \$ 581,964 |
| Whittier City Elementary | Los Angeles | Lydia Jackson Elementary | 57/65110-00-026 | 06/30/20 | \$ 1,302,684 | \$ - |
| Redwood City Elementary | San Mateo | Selby Lane Elementary | 57/69005-00-011 | 07/01/20 | \$ 2,416,873 | \$ - |
| Rosemead Elementary | Los Angeles | Mildred B Janson Elementary | 57/64931-00-017 | 07/14/20 | \$ 2,320,503 | \$ - |
| Tulare City | Tulare | Wilson Elementary | 57/72231-00-012 | 07/17/20 | \$ 1,329,829 | \$ - |
| Folsom-Cordova Unified | Sacramento | Sutter Middle | 57/67330-21-007 | 07/20/20 | \$ 6,814,963 | \$ - |
| Los Alamitos Unified | Orange | Francis Hopkinson Elementary | 57/73924-00-017 | 07/20/20 | \$ 1,331,170 | \$ - |
| Rowland Unified | Los Angeles | Stanley G Oswalt Academy | 57/73452-00-034 | 07/23/20 | \$ 4,323,818 | \$ - |

SFP APPLICATIONS

Modernization Acknowledged Applications Received Past Existing Authority as of April 30, 2023

| District | County | Site Name | DSA Number | 50-04 Date Received | Estimated State Grant (a) | Estimated Financial Hardship (b) |
|---------------------------------------|---------------|---------------------------------|-------------------|----------------------------|----------------------------------|---|
| Campbell Union High | Santa Clara | Prospect High | 57/69401-00-024 | 07/28/20 | \$ 900,358 | \$ - |
| Campbell Union High | Santa Clara | Del Mar High | 57/69401-00-025 | 07/28/20 | \$ 101,568 | \$ - |
| Campbell Union High | Santa Clara | Westmont High | 57/69401-00-026 | 07/28/20 | \$ 454,481 | \$ - |
| Santa Ana Unified | Orange | Muir Elementary | 57/66670-00-065 | 07/30/20 | \$ 4,894,661 | \$ - |
| Fountain Valley Elementary | Orange | Gisler (Robert) Elementary | 57/66498-00-020 | 08/05/20 | \$ 833,071 | \$ - |
| Culver City Unified | Los Angeles | Culver City High | 57/64444-00-020 | 08/06/20 | \$ 231,309 | \$ - |
| Oakland Unified | Alameda | Manzanita Elementary | 57/61259-00-071 | 08/07/20 | \$ 3,004,306 | \$ - |
| Menifee Union Elementary | Riverside | Menifee Valley Middle | 57/67116-00-001 | 08/07/20 | \$ 5,664,890 | \$ - |
| San Dieguito Union High | San Diego | Sunset High (Continuation) | 57/68346-00-009 | 08/07/20 | \$ 1,189,752 | \$ - |
| Azusa Unified | Los Angeles | Slauson Intermediate | 57/64279-00-030 | 08/10/20 | \$ 736,951 | \$ - |
| Santa Barbara Unified | Santa Barbara | Santa Barbara Senior High | 57/76786-00-016 | 08/10/20 | \$ 37,749 | \$ - |
| Mountain View Elementary | Los Angeles | Willard F Payne Elementary | 57/64816-00-018 | 08/17/20 | \$ 920,247 | \$ - |
| Santa Paula Unified | Ventura | Thelma Bedell Elementary | 57/76828-00-006 | 08/21/20 | \$ 1,353,374 | \$ - |
| Morgan Hill Unified | Santa Clara | Nordstrom Elementary | 57/69583-00-015 | 08/25/20 | \$ 3,569,254 | \$ - |
| Plumas Unified | Plumas | Quincy Elementary | 57/66969-00-009 | 08/28/20 | \$ 2,502,911 | \$ - |
| Knights Ferry Elementary | Stanislaus | Knights Ferry Elementary | 57/71142-00-001 | 08/28/20 | \$ 965,899 | \$ - |
| Martinez Unified | Contra Costa | Alhambra Senior High | 57/61739-00-011 | 08/31/20 | \$ 2,013,416 | \$ - |
| Grossmont Union High | San Diego | Granite Hills High | 57/68130-12-002 | 08/31/20 | \$ 1,100,157 | \$ - |
| Benicia Unified | Solano | Matthew Turner Elementary | 57/70524-00-017 | 09/01/20 | \$ 513,549 | \$ - |
| Pierce Joint Unified | Colusa | Pierce High | 57/61614-00-009 | 09/02/20 | \$ 1,321,723 | \$ - |
| Garden Grove Unified | Orange | Rosita Elementary | 57/66522-00-104 | 09/02/20 | \$ 49,069 | \$ - |
| Garden Grove Unified | Orange | Stanford Elementary | 57/66522-00-105 | 09/02/20 | \$ 218,640 | \$ - |
| Garden Grove Unified | Orange | Agnes Ware Stanley Elementary | 57/66522-00-106 | 09/02/20 | \$ 295,479 | \$ - |
| Garden Grove Unified | Orange | Louis G Zeyen Elementary | 57/66522-00-107 | 09/02/20 | \$ 96,002 | \$ - |
| Arvin Union | Kern | Sierra Vista Elementary | 57/63313-00-002 | 09/04/20 | \$ 4,938,288 | \$ - |
| Alameda City Unified | Alameda | Encinal Junior/Senior High | 57/61119-00-024 | 09/09/20 | \$ 1,106,364 | \$ - |
| Los Alamitos Unified | Orange | Richard Henry Lee Elementary | 57/73924-00-018 | 09/09/20 | \$ 1,287,991 | \$ - |
| Fountain Valley Elementary | Orange | Talbert (Samuel E) Middle | 57/66498-00-021 | 09/15/20 | \$ 1,704,866 | \$ - |
| San Francisco Unified | San Francisco | Giannini (AP) Middle | 57/68478-28-003 | 09/16/20 | \$ 7,072,634 | \$ - |
| Fairfield-Suisun Unified | Solano | Tolenas Elementary | 57/70540-00-024 | 09/16/20 | \$ 2,669,660 | \$ - |
| Los Alamitos Unified | Orange | Rossmoor Elementary | 57/73924-00-019 | 09/18/20 | \$ 579,407 | \$ - |
| Kings River-Hardwick Union Elementary | Kings | Kings River-Hardwick Elementary | 57/63941-00-002 | 09/30/20 | \$ 4,033,525 | \$ 2,689,017 |
| Jacoby Creek Elementary | Humboldt | Jacoby Creek | 57/62893-00-002 | 10/02/20 | \$ 2,124,224 | \$ 1,416,149 |
| Merced City Elementary | Merced | John C Fremont Elementary | 57/65771-00-016 | 10/06/20 | \$ 2,295,823 | \$ - |
| Merced City Elementary | Merced | Charles Wright Elementary | 57/65771-00-017 | 10/06/20 | \$ 2,630,615 | \$ - |
| Santa Barbara Unified | Santa Barbara | McKinley Elementary | 57/76786-00-017 | 10/12/20 | \$ 629,634 | \$ - |
| Lowell Joint | Los Angeles | Macy Elementary | 57/64766-00-002 | 10/16/20 | \$ 3,670,918 | \$ - |
| North Cow Creek Elementary | Shasta | North Cow Creek Elementary | 57/70078-00-002 | 10/19/20 | \$ 144,669 | \$ 96,446 |
| Montague Elementary | Siskiyou | Montague Elementary | 57/70417-00-002 | 10/21/20 | \$ 1,289,954 | \$ 859,969 |
| Monterey Peninsula Unified | Monterey | Marina High | 57/66092-00-040 | 10/22/20 | \$ 3,778,564 | \$ - |
| Whittier City Elementary | Los Angeles | Wallen L Andrews Elementary | 57/65110-00-027 | 10/23/20 | \$ 780,560 | \$ - |
| Oak Run Elementary | Shasta | Oak Run Elementary | 57/70086-00-001 | 10/23/20 | \$ 55,449 | \$ 36,966 |
| Imperial Unified | Imperial | Imperial High | 57/63164-00-004 | 10/26/20 | \$ 2,178,524 | \$ - |

SFP APPLICATIONS

Modernization Acknowledged Applications Received Past Existing Authority as of April 30, 2023

| District | County | Site Name | DSA Number | 50-04 Date Received | Estimated State Grant (a) | Estimated Financial Hardship (b) |
|-----------------------------------|---------------|--|-------------------|----------------------------|----------------------------------|---|
| Rosemead Elementary | Los Angeles | Savannah Elementary | 57/64931-00-018 | 10/27/20 | \$ 2,518,586 | \$ - |
| Laguna Beach Unified | Orange | Thurston Middle | 57/66555-00-005 | 10/28/20 | \$ 1,292,376 | \$ - |
| Sonoma County Office of Education | Sonoma | El Colegio | 57/10496-00-005 | 10/29/20 | \$ 397,070 | \$ - |
| Long Beach Unified | Los Angeles | Cubberley K-8 | 57/64725-00-042 | 10/29/20 | \$ 9,447,775 | \$ - |
| Long Beach Unified | Los Angeles | Prisk Elementary | 57/64725-00-043 | 10/29/20 | \$ 600,627 | \$ - |
| Long Beach Unified | Los Angeles | Wilson High | 57/64725-00-044 | 10/29/20 | \$ 17,001,370 | \$ - |
| Long Beach Unified | Los Angeles | Naples Elementary | 57/64725-00-045 | 10/29/20 | \$ 2,159,336 | \$ - |
| Palo Alto Unified | Santa Clara | Henry M Gunn High | 57/69641-00-031 | 10/30/20 | \$ 1,046,318 | \$ - |
| Downey Unified | Los Angeles | Griffiths (Gordon) Middle | 57/64451-00-039 | 11/02/20 | \$ 5,499,618 | \$ - |
| Garden Grove Unified | Orange | Ethan B Allen Elementary | 57/66522-00-108 | 11/06/20 | \$ 2,327,552 | \$ - |
| Garden Grove Unified | Orange | Enders Elementary | 57/66522-00-109 | 11/06/20 | \$ 3,741,226 | \$ - |
| Garden Grove Unified | Orange | Earl Warren Elementary | 57/66522-00-110 | 11/06/20 | \$ 686,694 | \$ - |
| Garden Grove Unified | Orange | Mamie L Northcutt Elementary | 57/66522-00-111 | 11/06/20 | \$ 1,419,563 | \$ - |
| Redwood City Elementary | San Mateo | Fair Oaks Elementary | 57/69005-00-012 | 11/09/20 | \$ 1,511,169 | \$ - |
| Culver City Unified | Los Angeles | Farragut Elementary | 57/64444-00-021 | 11/11/20 | \$ 698,840 | \$ - |
| Ceres Unified | Stanislaus | Ceres High | 57/71043-00-017 | 11/11/20 | \$ 4,527,998 | \$ - |
| Manhattan Beach Unified | Los Angeles | Aurelia Pennekamp Elementary | 57/75333-00-012 | 11/12/20 | \$ 2,072,536 | \$ - |
| Lodi Unified | San Joaquin | Tokay High | 57/68585-00-017 | 11/16/20 | \$ 6,191,949 | \$ - |
| Millville Elementary | Shasta | Millville Elementary | 57/70052-00-004 | 11/18/20 | \$ 8,875 | \$ 5,916 |
| Tulare County Office of Education | Tulare | LB Hill Learning Center | 57/10546-00-008 | 11/23/20 | \$ 834,309 | \$ 556,206 |
| Murrieta Valley Unified | Riverside | Murrieta Canyon Academy | 57/75200-00-011 | 11/24/20 | \$ 2,023,092 | \$ - |
| Palo Alto Unified | Santa Clara | El Carmelo Elementary | 57/69641-00-032 | 12/01/20 | \$ 456,529 | \$ - |
| Turlock Unified | Stanislaus | Turlock High | 57/75739-00-017 | 12/01/20 | \$ 8,679,594 | \$ - |
| Sequoia Union High | San Mateo | Menlo-Atherton High | 57/69062-01-001 | 12/08/20 | \$ 3,270,273 | \$ - |
| Santa Barbara Unified | Santa Barbara | Peabody Charter | 57/76786-00-018 | 12/09/20 | \$ 1,200,035 | \$ - |
| Canyon Elementary | Contra Costa | Canyon Elementary | 57/61671-00-001 | 12/10/20 | \$ 51,899 | \$ 34,599 |
| Lodi Unified | San Joaquin | Bear Creek High | 57/68585-00-018 | 12/10/20 | \$ 1,798,147 | \$ - |
| Santa Monica-Malibu Unified | Los Angeles | John Muir Elementary | 57/64980-00-021 | 12/14/20 | \$ 3,288,633 | \$ - |
| Santa Monica-Malibu Unified | Los Angeles | Grant Elementary | 57/64980-00-022 | 12/14/20 | \$ 491,283 | \$ - |
| Pomona Unified | Los Angeles | Kellogg Polytechnic Elementary | 57/64907-00-038 | 12/15/20 | \$ 898,569 | \$ - |
| Redwood City Elementary | San Mateo | Taft Elementary | 57/69005-00-013 | 12/17/20 | \$ 2,508,541 | \$ - |
| Redwood City Elementary | San Mateo | Clifford Elementary | 57/69005-00-014 | 12/17/20 | \$ 1,974,531 | \$ - |
| San Ramon Valley Unified | Contra Costa | Charlotte Wood Middle | 57/61804-00-045 | 12/18/20 | \$ 4,160,111 | \$ - |
| Redwood City Elementary | San Mateo | Roosevelt Elementary | 57/69005-00-015 | 12/18/20 | \$ 2,983,678 | \$ - |
| Redwood City Elementary | San Mateo | John Gill Elementary | 57/69005-00-016 | 12/18/20 | \$ 280,308 | \$ - |
| Ceres Unified | Stanislaus | Carroll Fowler Elementary | 57/71043-00-018 | 12/18/20 | \$ 1,033,241 | \$ - |
| Los Alamitos Unified | Orange | Los Alamitos High | 57/73924-00-020 | 12/18/20 | \$ 4,813,761 | \$ - |
| Tulare City | Tulare | Live Oak Middle | 57/72231-00-013 | 12/21/20 | \$ 2,292,239 | \$ - |
| Hemet Unified | Riverside | Winchester Elementary | 57/67082-00-011 | 01/11/21 | \$ 3,605,542 | \$ - |
| Sequoia Union High | San Mateo | Menlo-Atherton High | 57/69062-01-002 | 01/13/21 | \$ 2,236,801 | \$ - |
| Pomona Unified | Los Angeles | Roosevelt Elementary | 57/64907-00-039 | 01/15/21 | \$ 3,830,957 | \$ - |
| Vacaville Unified | Solano | Sierra Vista K-8 | 57/70573-00-014 | 01/20/21 | \$ 873,752 | \$ - |
| Vacaville Unified | Solano | Kairos Public School Vacaville Academy | 57/70573-00-015 | 01/27/21 | \$ 1,620,399 | \$ - |

SFP APPLICATIONS

Modernization Acknowledged Applications Received Past Existing Authority as of April 30, 2023

| District | County | Site Name | DSA Number | 50-04 Date Received | Estimated State Grant (a) | Estimated Financial Hardship (b) |
|--------------------------------------|----------------|-------------------------------|-------------------|----------------------------|----------------------------------|---|
| Murrieta Valley Unified | Riverside | Murrieta Elementary | 57/75200-00-012 | 01/29/21 | \$ 2,935,085 | \$ - |
| Pomona Unified | Los Angeles | Decker Elementary | 57/64907-00-040 | 02/02/21 | \$ 557,351 | \$ - |
| South Bay Union Elementary | Humboldt | Pine Hill Elementary | 57/63032-00-003 | 02/03/21 | \$ 585,617 | \$ - |
| Lassen View Union Elementary | Tehama | Lassen View Elementary | 57/71563-00-001 | 02/03/21 | \$ 460,366 | \$ 306,911 |
| Vallecito Union | Calaveras | Avery Middle | 57/61580-00-003 | 02/05/21 | \$ 895,071 | \$ - |
| Redding Elementary | Shasta | Sequoia Middle | 57/70110-00-008 | 02/05/21 | \$ 5,098,012 | \$ - |
| Livermore Valley Joint Unified | Alameda | East Avenue Middle | 57/61200-00-030 | 02/08/21 | \$ 1,456,271 | \$ - |
| Pomona Unified | Los Angeles | Vejar Elementary | 57/64907-00-041 | 02/08/21 | \$ 2,445,541 | \$ - |
| Traver Joint Elementary | Tulare | Traver Elementary | 57/72223-00-002 | 02/09/21 | \$ 939,161 | \$ 626,107 |
| Inglewood Unified | Los Angeles | Woodworth-Monroe K-8 Academy | 57/64634-00-004 | 02/10/21 | \$ 5,961,316 | \$ - |
| Inglewood Unified | Los Angeles | Morningside High | 57/64634-00-005 | 02/12/21 | \$ 9,664,934 | \$ - |
| Inglewood Unified | Los Angeles | Woodworth-Monroe K-8 Academy | 57/64634-00-006 | 02/12/21 | \$ 5,961,316 | \$ - |
| Inglewood Unified | Los Angeles | Oak Street Elementary | 57/64634-00-007 | 02/12/21 | \$ 5,141,371 | \$ - |
| Menifee Union Elementary | Riverside | Chester W Morrison Elementary | 57/67116-00-002 | 02/12/21 | \$ 2,277,282 | \$ - |
| Temecula Valley Unified | Riverside | Rancho Elementary | 57/75192-00-019 | 02/22/21 | \$ 3,953,778 | \$ - |
| Vacaville Unified | Solano | Vacaville High | 57/70573-00-016 | 02/23/21 | \$ 6,462,712 | \$ - |
| Lindsay Unified | Tulare | Reagan Elementary | 57/71993-00-010 | 02/25/21 | \$ 1,273,276 | \$ 848,851 |
| Tracy Joint Unified | San Joaquin | North Elementary | 57/75499-00-013 | 02/25/21 | \$ 6,087,113 | \$ - |
| Liberty Union High | Contra Costa | Liberty High | 57/61721-00-005 | 02/26/21 | \$ 1,092,009 | \$ - |
| San Bernardino City Unified | San Bernardino | Serrano Middle | 57/67876-00-111 | 03/05/21 | \$ 849,688 | \$ - |
| San Bernardino City Unified | San Bernardino | Martin Luther King Jr. Middle | 57/67876-00-112 | 03/08/21 | \$ 3,391,128 | \$ - |
| Chino Valley Unified | San Bernardino | Ruben S. Ayala High | 57/67678-00-033 | 03/10/21 | \$ 9,671,171 | \$ - |
| Chico Unified | Butte | Pleasant Valley High | 57/61424-00-010 | 03/15/21 | \$ 3,859,045 | \$ - |
| Oak Park Unified | Ventura | Red Oak Elementary | 57/73874-00-006 | 03/15/21 | \$ 3,083,378 | \$ - |
| Pomona Unified | Los Angeles | Armstrong Elementary | 57/64907-00-042 | 03/16/21 | \$ 500,176 | \$ - |
| San Bernardino City Unified | San Bernardino | Pacific High | 57/67876-00-113 | 03/23/21 | \$ 15,389,526 | \$ - |
| Natomas Unified | Sacramento | Bannon Creek | 57/75283-00-006 | 03/26/21 | \$ 2,937,820 | \$ - |
| Natomas Unified | Sacramento | Jefferson Elementary | 57/75283-00-007 | 03/26/21 | \$ 618,428 | \$ - |
| Paramount Unified | Los Angeles | Frank J. Zamboni Middle | 57/64873-00-013 | 03/30/21 | \$ 5,037,676 | \$ - |
| Reef-Sunset Unified | Kings | Avenal High | 57/73932-00-012 | 03/31/21 | \$ 908,286 | \$ - |
| Reef-Sunset Unified | Kings | Avenal Elementary | 57/73932-00-013 | 03/31/21 | \$ 3,281,916 | \$ - |
| Reef-Sunset Unified | Kings | Avenal Elementary | 57/73932-00-014 | 03/31/21 | \$ 3,281,916 | \$ - |
| Riverside County Office of Education | Riverside | Menifee Valley Middle | 57/10330-00-001 | 04/01/21 | \$ 401,302 | \$ - |
| Riverside Unified | Riverside | Monroe Elementary | 57/67215-00-048 | 04/02/21 | \$ 914,304 | \$ - |
| Las Lomas Elementary | San Mateo | La Entrada Middle | 57/68957-00-003 | 04/06/21 | \$ 1,776,821 | \$ - |
| Las Lomas Elementary | San Mateo | Las Lomas Elementary | 57/68957-00-004 | 04/06/21 | \$ 647,349 | \$ - |
| Visalia Unified | Tulare | Hurley Elementary | 57/72256-00-032 | 04/06/21 | \$ 2,916,805 | \$ - |
| Clovis Unified | Fresno | Maple Creek Elementary | 57/62117-00-063 | 04/07/21 | \$ 3,258,566 | \$ - |
| Clovis Unified | Fresno | Nelson Elementary | 57/62117-00-064 | 04/07/21 | \$ 180,538 | \$ - |
| San Bernardino City Unified | San Bernardino | Shandin Hills Middle | 57/67876-00-114 | 04/07/21 | \$ 1,984,598 | \$ - |
| Redding Elementary | Shasta | Cypress Elementary | 57/70110-00-009 | 04/08/21 | \$ 1,860,757 | \$ - |
| Konocti Unified | Lake | Lower Lake High | 57/64022-00-015 | 04/13/21 | \$ 966,365 | \$ - |
| Los Angeles Unified | Los Angeles | Blythe Street Elementary | 57/64733-00-732 | 04/16/21 | \$ 1,800,737 | \$ - |

SFP APPLICATIONS

Modernization Acknowledged Applications Received Past Existing Authority as of April 30, 2023

| District | County | Site Name | DSA Number | 50-04 Date Received | Estimated State Grant (a) | Estimated Financial Hardship (b) |
|-------------------------------|-----------------|------------------------------|-------------------|----------------------------|----------------------------------|---|
| Buellton Union Elementary | Santa Barbara | Oak Valley Elementary | 57/69138-00-003 | 04/16/21 | \$ 1,300,038 | \$ - |
| Downey Unified | Los Angeles | Sussman (Edward A.) Middle | 57/64451-00-040 | 04/26/21 | \$ 3,654,641 | \$ - |
| San Leandro Unified | Alameda | Garfield Elementary | 57/61291-00-022 | 05/06/21 | \$ 821,661 | \$ - |
| San Leandro Unified | Alameda | Wilson Elementary | 57/61291-00-023 | 05/06/21 | \$ 1,000,593 | \$ - |
| Desert Sands Unified | Riverside | Gerald R. Ford Elementary | 57/67058-00-023 | 05/10/21 | \$ 3,961,892 | \$ - |
| Martinez Unified | Contra Costa | Las Juntas Elementary | 57/61739-00-012 | 05/10/21 | \$ 616,008 | \$ - |
| Riverside Unified | Riverside | Arlington High | 57/67215-00-049 | 05/14/21 | \$ 1,175,470 | \$ - |
| Shasta Union High | Shasta | Shasta High | 57/70136-00-005 | 05/18/21 | \$ 1,702,529 | \$ - |
| Hermosa Beach City Elementary | Los Angeles | Hermosa View Elementary | 57/64600-00-010 | 05/20/21 | \$ 1,654,889 | \$ - |
| Castro Valley Unified | Alameda | Vannoy Elementary | 57/61150-00-031 | 05/22/21 | \$ 321,554 | \$ - |
| Pittsburg Unified | Contra Costa | Pittsburg Senior High | 57/61788-00-011 | 05/28/21 | \$ 7,941,908 | \$ - |
| Val Verde Unified | Riverside | Mead Valley Elementary | 57/75242-00-004 | 06/01/21 | \$ 3,251,119 | \$ - |
| Val Verde Unified | Riverside | Val Verde Elementary | 57/75242-00-005 | 06/01/21 | \$ 5,054,655 | \$ - |
| Val Verde Unified | Riverside | Vista Verde Middle | 57/75242-00-006 | 06/01/21 | \$ 6,345,819 | \$ - |
| Palm Springs Unified | Riverside | Agua Caliente Elementary | 57/67173-00-012 | 06/02/21 | \$ 2,370,815 | \$ - |
| Lowell Joint | Los Angeles | El Portal Elementary | 57/64766-00-003 | 06/07/21 | \$ 1,286,348 | \$ - |
| East Side Union High | Santa Clara | Andrew P. Hill High | 57/69427-00-040 | 06/08/21 | \$ 11,171,087 | \$ - |
| Val Verde Unified | Riverside | Tomas Rivera Middle | 57/75242-00-007 | 06/08/21 | \$ 5,309,678 | \$ - |
| Placer Union High | Placer | Placer High | 57/66894-00-016 | 06/08/21 | \$ 1,865,578 | \$ - |
| San Juan Unified | Sacramento | Casa Roble Fundamental High | 57/67447-00-070 | 06/11/21 | \$ 2,413,857 | \$ - |
| Bakersfield City | Kern | Bessie E. Owens Primary | 57/63321-00-018 | 06/11/21 | \$ 4,048,293 | \$ - |
| Bakersfield City | Kern | Bessie E. Owens Intermediate | 57/63321-00-019 | 06/11/21 | \$ 5,114,606 | \$ - |
| Visalia Unified | Tulare | Mt. Whitney High | 57/72256-00-033 | 06/14/21 | \$ 2,244,397 | \$ - |
| Salida Union Elementary | Stanislaus | Salida Elementary | 57/71266-00-002 | 06/17/21 | \$ 943,006 | \$ - |
| Salida Union Elementary | Stanislaus | Independence Charter | 57/71266-00-003 | 06/17/21 | \$ 460,501 | \$ - |
| Salida Union Elementary | Stanislaus | Mildred Perkins Elementary | 57/71266-00-004 | 06/17/21 | \$ 1,820,378 | \$ - |
| Santa Monica-Malibu Unified | Los Angeles | Lincoln Middle | 57/64980-00-023 | 06/18/21 | \$ 1,365,171 | \$ - |
| Lucia Mar Unified | San Luis Obispo | Arroyo Grande High | 57/68759-00-019 | 06/15/21 | \$ 1,186,650 | \$ - |
| Lodi Unified | San Joaquin | Wagner-Holt Elementary | 57/68585-00-019 | 06/21/21 | \$ 664,542 | \$ - |
| Wheatland Union High | Yuba | Wheatland Union High | 57/72769-00-003 | 06/25/21 | \$ 1,080,953 | \$ - |
| Desert Sands Unified | Riverside | Abraham Lincoln Elementary | 57/67058-00-024 | 07/02/21 | \$ 1,839,667 | \$ - |
| Fontana Unified | San Bernardino | Locust Elementary | 57/67710-00-027 | 07/07/21 | \$ 593,663 | \$ - |
| Anderson Union High | Shasta | West Valley High | 57/69856-00-004 | 07/08/21 | \$ 1,460,131 | \$ - |
| Mendota Unified | Fresno | Mendota High | 57/75127-00-007 | 07/08/21 | \$ 2,400,209 | \$ - |
| Chino Valley Unified | San Bernardino | Hidden Trails Elementary | 57/67678-00-034 | 07/08/21 | \$ 2,084,162 | \$ - |
| Chino Valley Unified | San Bernardino | Butterfield Ranch Elementary | 57/67678-00-035 | 07/08/21 | \$ 2,084,162 | \$ - |
| Manhattan Beach Unified | Los Angeles | Grand View Elementary | 57/75333-00-013 | 07/13/21 | \$ 3,557,507 | \$ - |
| Vacaville Unified | Solano | Edwin Markham Elementary | 57/70573-00-017 | 07/16/21 | \$ 3,873,519 | \$ - |
| Long Beach Unified | Los Angeles | Robinson Academy | 57/64725-00-006 | 07/21/21 | \$ 4,793,886 | \$ - |
| Pleasanton Unified | Alameda | Amador Valley High | 57/75101-00-018 | 07/21/21 | \$ 1,552,152 | \$ - |
| Atascadero Unified | San Luis Obispo | San Benito Elementary | 57/68700-00-012 | 07/30/21 | \$ 2,726,484 | \$ - |
| Clovis Unified | Fresno | Cole Elementary | 57/62117-00-065 | 08/03/21 | \$ 3,901,527 | \$ - |
| San Ardo Union Elementary | Monterey | San Ardo Elementary | 57/66175-00-001 | 08/06/21 | \$ 904,499 | \$ - |

SFP APPLICATIONS

Modernization Acknowledged Applications Received Past Existing Authority as of April 30, 2023

| District | County | Site Name | DSA Number | 50-04 Date Received | Estimated State Grant (a) | Estimated Financial Hardship (b) |
|------------------------------------|-----------------|--|-------------------|----------------------------|----------------------------------|---|
| Los Angeles Unified | Los Angeles | Granada Hills Continuation | 57/64733-00-733 | 08/10/21 | \$ 11,024,897 | \$ - |
| East Side Union High | Santa Clara | James Lick High | 57/69427-00-041 | 08/11/21 | \$ 9,249,390 | \$ - |
| Livermore Valley Joint Unified | Alameda | Joe Michell Elementary | 57/61200-00-031 | 08/12/21 | \$ 2,952,077 | \$ - |
| Long Beach Unified | Los Angeles | Hughes Middle | 57/64725-00-047 | 08/13/21 | \$ 10,336,081 | \$ - |
| Shasta Union High | Shasta | Enterprise High | 57/70136-00-006 | 08/13/21 | \$ 405,965 | \$ - |
| Fowler Unified | Fresno | Marshall Elementary | 57/62158-00-005 | 08/16/21 | \$ 593,663 | \$ - |
| Val Verde Unified | Riverside | Rainbow Ridge Elementary | 57/75242-00-008 | 08/16/21 | \$ 3,183,778 | \$ - |
| Mountain View-Los Altos Union High | Santa Clara | Los Altos High | 57/69609-00-006 | 08/17/21 | \$ 2,086,507 | \$ - |
| Chico Unified | Butte | Pleasant Valley High | 57/61424-00-011 | 08/20/21 | \$ 1,143,544 | \$ - |
| Simi Valley Unified | Ventura | Simi Valley High | 57/72603-00-035 | 08/23/21 | \$ 3,001,246 | \$ - |
| Simi Valley Unified | Ventura | Royal High | 57/72603-00-036 | 08/23/21 | \$ 6,538,581 | \$ - |
| Los Angeles Unified | Los Angeles | Arroyo Seco Museum Science | 57/64733-00-735 | 08/24/21 | \$ 1,992,899 | \$ - |
| Cloverdale Unified | Sonoma | Washington Middle | 57/70656-00-003 | 08/25/21 | \$ 1,594,800 | \$ - |
| Jefferson Elementary | San Mateo | Garden Village Elementary | 57/68916-00-031 | 09/02/21 | \$ 576,150 | \$ - |
| San Juan Unified | Sacramento | John Barrett Middle | 57/67447-00-071 | 09/03/21 | \$ 4,012,081 | \$ - |
| Fowler Unified | Fresno | Malaga Elementary | 57/62158-00-006 | 09/07/21 | \$ 996,505 | \$ - |
| Irvine Unified | Orange | South Lake Middle | 57/73650-00-037 | 09/08/21 | \$ 5,557,028 | \$ - |
| Elk Grove Unified | Sacramento | Pleasant Grove Elementary | 57/67314-00-038 | 09/14/21 | \$ 2,732,908 | \$ - |
| Elk Grove Unified | Sacramento | Joseph Kerr Middle | 57/67314-00-039 | 09/15/21 | \$ 1,887,743 | \$ - |
| San Luis Coastal Unified | San Luis Obispo | Bishop's Peak Elementary | 57/68809-00-029 | 09/23/21 | \$ 1,028,097 | \$ - |
| Val Verde Unified | Riverside | Victoriano Elementary | 57/75242-00-009 | 09/23/21 | \$ 4,987,333 | \$ - |
| Newport-Mesa Unified | Orange | Back Bay High | 57/66597-00-052 | 09/24/21 | \$ 568,251 | \$ - |
| Newport-Mesa Unified | Orange | Horace Ensign Intermediate | 57/66597-00-053 | 09/27/21 | \$ 3,521,366 | \$ - |
| Hemet Unified | Riverside | Little Lake Elementary | 57/67082-00-012 | 09/27/21 | \$ 2,358,946 | \$ - |
| Victor Valley Union High | San Bernardino | Silverado High | 57/67934-00-005 | 09/27/21 | \$ 13,912,788 | \$ - |
| Sequoia Union Elementary | Tulare | Sequoia Union Elementary | 57/72116-00-002 | 09/29/21 | \$ 2,272,945 | \$ - |
| Fowler Unified | Fresno | Fowler High | 57/62158-00-007 | 10/07/21 | \$ 1,620,174 | \$ - |
| Newport-Mesa Unified | Orange | Costa Mesa High | 57/66597-00-054 | 10/08/21 | \$ 2,661,188 | \$ - |
| San Leandro Unified | Alameda | McKinley Elementary | 57/61291-00-024 | 10/11/21 | \$ 572,174 | \$ - |
| San Leandro Unified | Alameda | Washington Elementary | 57/61291-00-025 | 10/11/21 | \$ 635,413 | \$ - |
| San Marcos Unified | San Diego | Richland Elementary | 57/73791-00-011 | 10/12/21 | \$ 2,410,423 | \$ - |
| Santa Cruz City High | Santa Cruz | Santa Cruz High | 57/69823-00-014 | 10/13/21 | \$ 1,097,306 | \$ - |
| Val Verde Unified | Riverside | Mary McLeod Bethune Elementary | 57/75242-00-010 | 10/13/21 | \$ 3,927,022 | \$ - |
| Val Verde Unified | Riverside | El Potrero Elementary | 57/75242-00-011 | 10/14/21 | \$ 1,085,424 | \$ - |
| San Bernardino City Unified | San Bernardino | Del Rosa Elementary | 57/67876-00-115 | 10/15/21 | \$ 4,576,808 | \$ - |
| San Bernardino City Unified | San Bernardino | Warm Springs Elementary | 57/67876-00-116 | 10/15/21 | \$ 4,811,962 | \$ - |
| Windsor Unified | Sonoma | Mattie Washburn Elementary | 57/75358-00-005 | 10/20/21 | \$ 2,467,229 | \$ - |
| McCabe Union Elementary | Imperial | McCabe Elementary | 57/63180-00-002 | 10/25/21 | \$ 877,698 | \$ 587,878 |
| Lowell Joint | Los Angeles | Jordan Elementary | 57/64766-00-004 | 10/26/21 | \$ 2,685,245 | \$ - |
| Sutter Union High | Sutter | Sutter High | 57/71449-00-003 | 10/27/21 | \$ 1,958,886 | \$ 1,305,924 |
| Los Angeles Unified | Los Angeles | Sherman Oaks Center for Enriched Studies | 57/64733-00-736 | 10/29/21 | \$ 15,234,395 | \$ - |
| Vallejo City Unified | Solano | Highland Elementary | 57/70581-00-021 | 11/02/21 | \$ 1,406,709 | \$ - |
| Vallejo City Unified | Solano | Vallejo High | 57/70581-00-022 | 11/02/21 | \$ 7,334,265 | \$ - |

SFP APPLICATIONS

Modernization Acknowledged Applications Received Past Existing Authority as of April 30, 2023

| District | County | Site Name | DSA Number | 50-04 Date Received | Estimated State Grant (a) | Estimated Financial Hardship (b) |
|-------------------------------|-----------------|--------------------------------|-------------------|----------------------------|----------------------------------|---|
| Compton Unified | Los Angeles | Compton High | 57/73437-01-044 | 11/09/21 | \$ 11,859,646 | \$ - |
| Thermalito Union Elementary | Butte | Poplar Avenue Elementary | 57/61549-00-007 | 11/15/21 | \$ 2,145,740 | \$ - |
| Los Angeles Unified | Los Angeles | Theodore Roosevelt Senior High | 57/64733-05-019 | 11/15/21 | \$ 26,510,715 | \$ - |
| San Bernardino City Unified | San Bernardino | Rio Vista Elementary | 57/67876-00-117 | 11/15/21 | \$ 1,706,152 | \$ - |
| San Bernardino City Unified | San Bernardino | Barton Elementary | 57/67876-00-118 | 11/15/21 | \$ 1,969,764 | \$ - |
| San Bernardino City Unified | San Bernardino | Cole Elementary | 57/67876-00-119 | 11/15/21 | \$ 312,681 | \$ - |
| San Juan Unified | Sacramento | Arden Middle | 57/67447-00-072 | 11/17/21 | \$ 5,618,883 | \$ - |
| Surprise Valley Joint Unified | Modoc | Surprise Valley High | 57/65896-00-002 | 11/24/21 | \$ 92,981 | \$ 61,987 |
| Pittsburg Unified | Contra Costa | Willow Cove Elementary | 57/61788-00-012 | 12/07/21 | \$ 3,407,170 | \$ - |
| San Diego Unified | San Diego | Linda Vista Elementary | 57/68338-00-269 | 12/08/21 | \$ 2,023,418 | \$ - |
| San Diego Unified | San Diego | La Jolla Elementary | 57/68338-00-270 | 12/09/21 | \$ 2,506,714 | \$ - |
| San Diego Unified | San Diego | Clairemont Canyons Academy | 57/68338-00-271 | 12/09/21 | \$ 1,588,882 | \$ - |
| San Diego Unified | San Diego | Spreckels Elementary | 57/68338-00-272 | 12/10/21 | \$ 3,371,438 | \$ - |
| Glendale Unified | Los Angeles | Benjamin Franklin Elementary | 57/64568-00-050 | 12/17/21 | \$ 2,693,602 | \$ - |
| San Juan Unified | Sacramento | Greer Elementary | 57/67447-00-073 | 12/17/21 | \$ 2,122,725 | \$ - |
| San Juan Unified | Sacramento | Sylvan Middle | 57/67447-00-074 | 12/17/21 | \$ 3,421,146 | \$ - |
| Hermosa Beach City Elementary | Los Angeles | Hermosa Valley Elementary | 57/64600-00-011 | 12/20/21 | \$ 1,407,337 | \$ - |
| Long Beach Unified | Los Angeles | Fremont Elementary | 57/64725-00-048 | 12/20/21 | \$ 3,811,046 | \$ - |
| Stockton Unified | San Joaquin | Montezuma Elementary | 57/68676-00-043 | 12/20/21 | \$ 3,941,683 | \$ - |
| Snowline Joint Unified | San Bernardino | Serrano High | 57/73957-00-002 | 12/20/21 | \$ 26,786,772 | \$ - |
| Los Angeles Unified | Los Angeles | Pio Pico Middle | 57/64733-00-737 | 12/23/21 | \$ 3,881,973 | \$ - |
| Los Angeles Unified | Los Angeles | Los Angeles Polytechnic High | 57/64733-38-024 | 12/23/21 | \$ 18,394,736 | \$ - |
| Hanford Joint Union High | Kings | Hanford West High | 57/63925-00-006 | 01/03/22 | \$ 6,324,560 | \$ - |
| Hanford Joint Union High | Kings | Hanford High | 57/63925-00-007 | 01/03/22 | \$ 9,031,588 | \$ - |
| Cloverdale Unified | Sonoma | Jefferson Elementary | 57/70656-00-004 | 01/03/22 | \$ 226,175 | \$ 150,783 |
| San Juan Unified | Sacramento | Dyer-Kelly Elementary | 57/67447-00-075 | 01/04/22 | \$ 2,639,171 | \$ - |
| South Pasadena Unified | Los Angeles | Arroyo Vista Elementary | 57/65029-00-007 | 01/06/22 | \$ 2,037,319 | \$ - |
| South Pasadena Unified | Los Angeles | Monterey Hills Elementary | 57/65029-00-008 | 01/06/22 | \$ 2,764,964 | \$ - |
| South Pasadena Unified | Los Angeles | Marengo Elementary | 57/65029-00-009 | 01/06/22 | \$ 1,300,812 | \$ - |
| Santa Monica-Malibu Unified | Los Angeles | Santa Monica High | 57/64980-00-024 | 01/07/22 | \$ 2,263,976 | \$ - |
| Lodi Unified | San Joaquin | Lodi High | 57/68585-00-020 | 01/07/22 | \$ 12,701,506 | \$ - |
| Santa Monica-Malibu Unified | Los Angeles | Malibu Elementary | 57/64980-00-025 | 01/10/22 | \$ 211,730 | \$ - |
| Santa Monica-Malibu Unified | Los Angeles | Roosevelt Elementary | 57/64980-00-026 | 01/10/22 | \$ 253,045 | \$ - |
| San Juan Unified | Sacramento | Del Campo High | 57/67447-00-076 | 01/11/22 | \$ 1,718,782 | \$ - |
| Vacaville Unified | Solano | Willis Jepson Middle | 57/70573-00-018 | 01/12/22 | \$ 2,510,040 | \$ - |
| Lucia Mar Unified | San Luis Obispo | Dana Elementary | 57/68759-00-020 | 01/13/22 | \$ 1,545,027 | \$ - |
| San Francisco Unified | San Francisco | Marina Middle | 57/68478-79-006 | 01/14/22 | \$ 5,087,190 | \$ - |
| Visalia Unified | Tulare | Green Acres Middle | 57/72256-00-034 | 01/18/22 | \$ 5,041,833 | \$ - |
| Mendocino Unified | Mendocino | Mendocino High | 57/65581-00-007 | 01/19/22 | \$ 1,822,028 | \$ - |
| Oakland Unified | Alameda | Fremont High | 57/61259-00-072 | 01/20/22 | \$ 13,081,284 | \$ - |
| Fremont Union High | Santa Clara | Cupertino High | 57/69468-00-017 | 01/25/22 | \$ 2,883,779 | \$ - |
| Fremont Union High | Santa Clara | Fremont High | 57/69468-00-018 | 01/25/22 | \$ 1,831,159 | \$ - |
| Fremont Union High | Santa Clara | Monta Vista High | 57/69468-00-019 | 01/25/22 | \$ 824,211 | \$ - |

SFP APPLICATIONS

Modernization Acknowledged Applications Received Past Existing Authority as of April 30, 2023

| District | County | Site Name | DSA Number | 50-04 Date Received | Estimated State Grant (a) | Estimated Financial Hardship (b) |
|-----------------------------|-----------------|---|-------------------|----------------------------|----------------------------------|---|
| Lucia Mar Unified | San Luis Obispo | Branch Elementary | 57/68759-00-021 | 01/26/22 | \$ 1,198,935 | \$ - |
| Lucia Mar Unified | San Luis Obispo | Shell Beach Elementary | 57/68759-00-022 | 01/26/22 | \$ 1,267,161 | \$ - |
| Shiloh Elementary | Stanislaus | Shiloh Elementary | 57/71274-00-002 | 01/26/22 | \$ 692,087 | \$ - |
| San Ramon Valley Unified | Contra Costa | San Ramon Valley High | 57/61804-00-046 | 01/31/22 | \$ 13,278,135 | \$ - |
| Santa Monica-Malibu Unified | Los Angeles | Will Rogers Elementary | 57/64980-00-027 | 02/02/22 | \$ 274,399 | \$ - |
| Santa Monica-Malibu Unified | Los Angeles | John Adams Middle | 57/64980-00-028 | 02/02/22 | \$ 685,570 | \$ - |
| Redlands Unified | San Bernardino | Lugonia Elementary | 57/67843-00-017 | 02/02/22 | \$ 402,314 | \$ - |
| Redlands Unified | San Bernardino | Cope Middle | 57/67843-00-018 | 02/02/22 | \$ 1,076,784 | \$ - |
| Redlands Unified | San Bernardino | Crafton Elementary | 57/67843-00-019 | 02/02/22 | \$ 508,135 | \$ - |
| Redlands Unified | San Bernardino | Mentone Elementary | 57/67843-00-020 | 02/02/22 | \$ 1,361,431 | \$ - |
| Pomona Unified | Los Angeles | Arroyo Elementary | 57/64907-00-043 | 02/03/22 | \$ 1,999,555 | \$ - |
| Pacifica | San Mateo | Ocean Shore Elementary | 57/68932-00-010 | 02/03/22 | \$ 936,186 | \$ - |
| Long Beach Unified | Los Angeles | Helen Keller Middle | 57/64725-00-049 | 02/04/22 | \$ 2,222,143 | \$ - |
| Pomona Unified | Los Angeles | Ganesha High | 57/64907-00-044 | 02/08/22 | \$ 1,011,959 | \$ - |
| Pomona Unified | Los Angeles | Garey High | 57/64907-00-045 | 02/08/22 | \$ 4,246,063 | \$ - |
| Pomona Unified | Los Angeles | Alcott Elementary | 57/64907-00-046 | 02/10/22 | \$ 976,486 | \$ - |
| Los Angeles Unified | Los Angeles | San Pedro Senior High | 57/64733-20-023 | 02/11/22 | \$ 21,899,618 | \$ - |
| Paradise Unified | Butte | Pine Ridge Elementary | 57/61531-00-008 | 02/14/22 | \$ 1,269,481 | \$ - |
| Paradise Unified | Butte | Paradise Intermediate | 57/61531-00-009 | 02/14/22 | \$ 1,382,107 | \$ - |
| Desert Sands Unified | Riverside | James Madison Elementary | 57/67058-00-025 | 02/15/22 | \$ 2,709,586 | \$ - |
| Pleasanton Unified | Alameda | Lydixsen Elementary | 57/75101-00-019 | 02/15/22 | \$ 973,948 | \$ - |
| Pomona Unified | Los Angeles | Emerson Middle | 57/64907-00-047 | 02/15/22 | \$ 680,119 | \$ - |
| Hesperia Unified | San Bernardino | Kingston Elementary | 57/75044-00-003 | 02/15/22 | \$ 810,533 | \$ 540,355 |
| Hesperia Unified | San Bernardino | Hesperia High | 57/75044-00-004 | 02/15/22 | \$ 2,355,588 | \$ 1,570,392 |
| Hesperia Unified | San Bernardino | Mesa Grande Elementary | 57/75044-00-004 | 02/15/22 | \$ 635,093 | \$ 423,395 |
| Hesperia Unified | San Bernardino | Juniper Elementary | 57/75044-00-006 | 02/15/22 | \$ 614,040 | \$ 409,360 |
| Hesperia Unified | San Bernardino | Hesperia Junior High | 57/75044-00-007 | 02/15/22 | \$ 1,168,650 | \$ 779,100 |
| Monterey Peninsula Unified | Monterey | Central Coast High | 57/66092-00-041 | 02/17/22 | \$ 1,149,664 | \$ - |
| Anaheim Union High | Orange | Ball Junior High | 57/66431-04-001 | 02/17/22 | \$ 1,448,209 | \$ - |
| Los Angeles Unified | Los Angeles | McKinley Avenue Elementary | 57/64733-00-738 | 02/15/22 | \$ 4,349,403 | \$ - |
| San Rafael City Elementary | Marin | Bahia Vista Elementary | 57/65458-00-017 | 02/22/22 | \$ 880,472 | \$ - |
| Val Verde Unified | Riverside | Rancho Verde High | 57/75242-00-012 | 02/23/22 | \$ 1,902,897 | \$ - |
| Tipton Elementary | Tulare | Tipton Elementary | 57/72215-00-002 | 02/24/22 | \$ 5,614,678 | \$ - |
| San Luis Coastal Unified | San Luis Obispo | C L Smith Elementary | 57/68809-00-030 | 03/01/22 | \$ 678,485 | \$ - |
| San Luis Coastal Unified | San Luis Obispo | Morro Bay High | 57/68809-00-031 | 03/01/22 | \$ 885,342 | \$ - |
| Redwood City Elementary | San Mateo | Roy Cloud Elementary | 57/69005-00-017 | 03/03/22 | \$ 3,943,536 | \$ - |
| Morgan Hill Unified | Santa Clara | Jackson Academy of Music and Math (JAMM) | 57/69583-00-016 | 03/03/22 | \$ 3,815,943 | \$ - |
| Santa Ana Unified | Orange | Raymond A. Villa Fundamental Intermediate | 57/66670-00-066 | 03/04/22 | \$ 9,953,855 | \$ - |
| Los Angeles Unified | Los Angeles | Sixth Avenue Elementary | 57/64733-00-739 | 03/02/22 | \$ 3,138,562 | \$ - |
| Los Angeles Unified | Los Angeles | Grover Cleveland Charter High | 57/64733-41-008 | 03/02/22 | \$ 24,548,061 | \$ - |
| Chaffey Joint Union High | San Bernardino | Rancho Cucamonga High | 57/67652-00-008 | 03/10/22 | \$ 10,643,989 | \$ - |
| Desert Sands Unified | Riverside | Harry S. Truman Elementary | 57/67058-00-026 | 03/10/22 | \$ 4,124,664 | \$ - |
| Los Nietos | Los Angeles | Rancho Santa Gertrudes Elementary | 57/64758-00-010 | 03/11/22 | \$ 1,901,647 | \$ - |

SFP APPLICATIONS

Modernization Acknowledged Applications Received Past Existing Authority as of April 30, 2023

| District | County | Site Name | DSA Number | 50-04 Date Received | Estimated State Grant (a) | Estimated Financial Hardship (b) |
|--------------------------|-----------------|--|-------------------|----------------------------|----------------------------------|---|
| Corona-Norco Unified | Riverside | George Washington Elementary | 57/67033-00-024 | 03/15/22 | \$ 3,081,248 | \$ - |
| Natomas Unified | Sacramento | Natomas High | 57/75283-00-008 | 03/15/22 | \$ 2,785,949 | \$ - |
| Pacifica | San Mateo | Ortega Elementary | 57/68932-00-011 | 03/15/22 | \$ 711,463 | \$ - |
| Newport-Mesa Unified | Orange | Estancia High | 57/66597-00-055 | 03/17/22 | \$ 971,307 | \$ - |
| Fresno Unified | Fresno | Jackson Elementary | 57/62166-00-146 | 03/18/22 | \$ 2,662,218 | \$ - |
| Walnut Valley Unified | Los Angeles | Diamond Bar High | 57/73460-00-015 | 03/25/22 | \$ 12,510,472 | \$ - |
| Anaheim Union High | Orange | Sycamore Junior High | 57/66431-01-001 | 03/28/22 | \$ 7,672,618 | \$ - |
| Anaheim Union High | Orange | Magnolia High | 57/66431-05-001 | 04/01/22 | \$ 4,943,593 | \$ - |
| Downey Unified | Los Angeles | Old River Elementary | 57/64451-00-034 | 04/01/22 | \$ 467,316 | \$ - |
| Lowell Joint | Los Angeles | Meadow Green Elementary | 57/64766-00-005 | 04/04/22 | \$ 4,454,043 | \$ - |
| Irvine Unified | Orange | Canyon View Elementary | 57/73650-00-038 | 04/04/22 | \$ 919,860 | \$ - |
| Redding Elementary | Shasta | Bonny View Elementary | 57/70110-00-010 | 04/06/22 | \$ 1,689,660 | \$ - |
| Marysville Joint Unified | Yuba | Arboga Elementary | 57/72736-00-018 | 04/07/22 | \$ 3,148,614 | \$ - |
| Brawley Elementary | Imperial | Barbara Worth Junior High | 57/63073-00-009 | 04/08/22 | \$ 709,172 | \$ 472,781 |
| Brawley Elementary | Imperial | Miguel Hidalgo Elementary | 57/63073-00-010 | 04/08/22 | \$ 1,947,050 | \$ 1,298,033 |
| Brawley Elementary | Imperial | Phil D Swing Elementary | 57/63073-00-011 | 04/08/22 | \$ 128,779 | \$ 85,853 |
| Brawley Elementary | Imperial | Myron D Witter Elementary | 57/63073-00-012 | 04/08/22 | \$ 387,465 | \$ 258,310 |
| Brawley Elementary | Imperial | J. W. Oakley Elementary | 57/63073-00-013 | 02/15/19 | \$ 885,734 | \$ 590,489 |
| Napa Valley Unified | Napa | McPherson Elementary | 57/66266-00-033 | 04/08/22 | \$ 991,174 | \$ - |
| Napa Valley Unified | Napa | Browns Valley Elementary | 57/66266-00-034 | 04/08/22 | \$ 828,732 | \$ - |
| Napa Valley Unified | Napa | Alta Heights Elementary | 57/66266-00-035 | 04/08/22 | \$ 1,211,201 | \$ - |
| Konocti Unified | Lake | Lower Lake Elementary | 57/64022-00-016 | 04/11/22 | \$ 651,016 | \$ - |
| Konocti Unified | Lake | Lower Lake High | 57/64022-00-017 | 04/11/22 | \$ 1,478,323 | \$ - |
| Lucia Mar Unified | San Luis Obispo | Grover Heights Elementary | 57/68759-00-023 | 04/11/22 | \$ 2,512,552 | \$ - |
| Fremont Unified | Alameda | G. M. Walters Middle | 57/61176-00-056 | 04/12/22 | \$ 2,067,993 | \$ - |
| San Lorenzo Unified | Alameda | Lorenzo Manor Elementary | 57/61309-00-019 | 04/12/22 | \$ 725,024 | \$ - |
| Natomas Unified | Sacramento | Natomas Pacific Pathways Prep Elementary | 57/75283-00-009 | 04/13/22 | \$ 1,371,220 | \$ - |
| Anaheim Union High | Orange | Anaheim High | 57/66431-01-002 | 04/14/22 | \$ 976,302 | \$ - |
| Anaheim Union High | Orange | Ball Junior High | 57/66431-04-002 | 04/14/22 | \$ 1,180,348 | \$ - |
| South Pasadena Unified | Los Angeles | South Pasadena Middle | 57/65029-00-010 | 04/19/22 | \$ 1,380,396 | \$ - |
| Chino Valley Unified | San Bernardino | Eagle Canyon Elementary | 57/67678-00-036 | 04/25/22 | \$ 3,570,964 | \$ - |
| Del Norte County Unified | Del Norte | Del Norte High | 57/61820-00-018 | 04/26/22 | \$ 5,094,741 | \$ - |
| Redwood City Elementary | San Mateo | Garfield Elementary | 57/69005-00-018 | 04/26/22 | \$ 2,259,978 | \$ - |
| Redwood City Elementary | San Mateo | Hoover Elementary | 57/69005-00-019 | 04/26/22 | \$ 5,111,654 | \$ - |
| Paradise Unified | Butte | Cedarwood Elementary | 57/61531-00-010 | 04/27/22 | \$ 1,362,022 | \$ - |
| Los Angeles Unified | Los Angeles | North Hollywood Senior High | 57/64733-22-015 | 04/27/22 | \$ 37,353,240 | \$ - |
| Pacifica | San Mateo | Vallemar Elementary | 57/68932-00-012 | 04/29/22 | \$ 623,940 | \$ - |
| Pacifica | San Mateo | Sunset Ridge Elementary | 57/68932-00-013 | 04/29/22 | \$ 250,808 | \$ - |
| Pacifica | San Mateo | Ingrid B. Lacy Middle | 57/68932-00-014 | 04/29/22 | \$ 342,573 | \$ - |
| Castaic Union | Los Angeles | Live Oak Elementary | 57/64345-00-001 | 05/02/22 | \$ 3,406,493 | \$ - |
| Pacifica | San Mateo | Cabrillo Elementary | 57/68932-00-015 | 05/06/22 | \$ 834,020 | \$ - |
| Vallejo City Unified | Solano | Loma Vista Elementary | 57/70581-00-023 | 05/06/22 | \$ 366,250 | \$ - |
| San Leandro Unified | Alameda | Roosevelt Elementary | 57/61291-00-026 | 05/09/22 | \$ 689,795 | \$ - |

SFP APPLICATIONS

Modernization Acknowledged Applications Received Past Existing Authority as of April 30, 2023

| District | County | Site Name | DSA Number | 50-04 Date Received | Estimated State Grant (a) | Estimated Financial Hardship (b) |
|---------------------------------|----------------|---------------------------------|-------------------|----------------------------|----------------------------------|---|
| Capistrano Unified | Orange | Tesoro High | 57/66464-00-022 | 01/22/19 | \$ 1,938,922 | \$ - |
| Robla Elementary | Sacramento | Robla Elementary | 57/67421-00-004 | 05/13/22 | \$ 1,035,307 | \$ - |
| Robla Elementary | Sacramento | Glenwood Elementary | 57/67421-00-005 | 05/13/22 | \$ 2,218,515 | \$ - |
| Robla Elementary | Sacramento | Bell Avenue Elementary | 57/67421-00-006 | 05/13/22 | \$ 1,183,208 | \$ - |
| Pittsburg Unified | Contra Costa | Los Medanos Elementary | 57/61788-00-013 | 05/16/22 | \$ 2,143,377 | \$ - |
| San Bernardino City Unified | San Bernardino | Oehl Elementary | 57/67876-00-120 | 05/16/22 | \$ 628,688 | \$ - |
| San Bernardino City Unified | San Bernardino | San Bernardino High | 57/67876-00-121 | 05/16/22 | \$ 5,335,031 | \$ - |
| Napa Valley Unified | Napa | Shearer Elementary | 57/66266-00-036 | 05/17/22 | \$ 810,849 | \$ - |
| San Juan Unified | Sacramento | Mira Loma High | 57/67447-00-077 | 05/17/22 | \$ 7,352,094 | \$ - |
| Butteville Union Elementary | Siskiyou | Butteville Elementary | 57/70201-00-003 | 05/17/22 | \$ 2,404,047 | \$ - |
| Santa Barbara Unified | Santa Barbara | Adams Elementary | 57/76786-00-019 | 05/17/22 | \$ 200,982 | \$ - |
| Galt Joint Union Elementary | Sacramento | River Oaks Elementary | 57/67348-00-005 | 05/26/22 | \$ 1,503,956 | \$ - |
| Oak Valley Union Elementary | Tulare | Oak Valley Elementary | 57/72017-00-003 | 05/26/22 | \$ 4,062,347 | \$ - |
| Fallbrook Union High | San Diego | Fallbrook High | 57/68122-00-002 | 06/07/22 | \$ 8,496,541 | \$ - |
| Desert Sands Unified | Riverside | James Earl Carter Elementary | 57/67058-00-027 | 06/09/22 | \$ 3,563,958 | \$ - |
| Manteca Unified | San Joaquin | French Camp Elementary | 57/68593-00-016 | 06/12/22 | \$ 4,638,120 | \$ - |
| Napa Valley Unified | Napa | Vintage High | 57/66266-00-037 | 06/13/22 | \$ 915,716 | \$ - |
| Napa Valley Unified | Napa | Napa High | 57/66266-00-038 | 06/13/22 | \$ 865,309 | \$ - |
| Oxnard | Ventura | Emilie Ritchen Elementary | 57/72538-00-032 | 06/13/22 | \$ 4,841,293 | \$ - |
| Oxnard | Ventura | Christa McAuliffe Elementary | 57/72538-00-033 | 06/13/22 | \$ 5,265,275 | \$ - |
| Napa Valley Unified | Napa | Bel Aire Park Elementary | 57/66266-00-039 | 06/16/22 | \$ 1,753,543 | \$ - |
| Napa Valley Unified | Napa | Northwood Elementary | 57/66266-00-040 | 06/16/22 | \$ 1,336,277 | \$ - |
| Napa Valley Unified | Napa | Napa Valley Language Academy | 57/66266-00-041 | 06/16/22 | \$ 807,786 | \$ - |
| Napa Valley Unified | Napa | Donaldson Way Elementary | 57/66266-00-042 | 06/16/22 | \$ 1,439,884 | \$ - |
| Washington Unified | Yolo | Westmore Oaks Elementary | 57/72694-00-020 | 06/17/22 | \$ 1,414,493 | \$ - |
| Long Beach Unified | Los Angeles | Twain Elementary | 57/64725-00-050 | 06/21/22 | \$ 7,379,385 | \$ - |
| Firebaugh-Las Deltas Unified | Fresno | Hazel M. Bailey Primary | 57/73809-00-007 | 06/22/22 | \$ 2,665,139 | \$ - |
| Long Beach Unified | Los Angeles | Holmes Elementary | 57/64725-00-051 | 06/30/22 | \$ 5,242,796 | \$ - |
| Napa Valley Unified | Napa | Shearer Elementary | 57/66266-00-043 | 07/06/22 | \$ 825,985 | \$ - |
| Fresno Unified | Fresno | McLane High | 57/62166-00-147 | 07/07/22 | \$ 1,973,319 | \$ - |
| Fresno Unified | Fresno | Roosevelt High | 57/62166-00-148 | 07/07/22 | \$ 4,761,015 | \$ - |
| Folsom-Cordova Unified | Sacramento | Natoma Station Elementary | 57/67330-21-008 | 07/08/22 | \$ 2,887,576 | \$ - |
| Anaheim Union High | Orange | Magnolia High | 57/66431-05-002 | 07/15/22 | \$ 1,175,602 | \$ - |
| La Canada Unified | Los Angeles | Palm Crest Elementary | 57/64659-00-009 | 07/18/22 | \$ 1,690,836 | \$ - |
| Temecula Valley Unified | Riverside | Vintage Hills Elementary | 57/75192-00-020 | 07/18/22 | \$ 4,976,650 | \$ - |
| Pomona Unified | Los Angeles | Allison Elementary | 57/64907-00-048 | 07/19/22 | \$ 699,903 | \$ - |
| Capistrano Unified | Orange | Tesoro High | 57/66464-00-026 | 07/19/22 | \$ 1,827,518 | \$ - |
| Pomona Unified | Los Angeles | Harrison Elementary | 57/64907-00-049 | 07/20/22 | \$ 1,021,809 | \$ - |
| Napa County Office of Education | Napa | Napa County Community | 57/10280-00-001 | 07/26/22 | \$ 1,522,528 | \$ - |
| Los Angeles Unified | Los Angeles | Ninety-Second Street Elementary | 57/64733-00-741 | 07/27/22 | \$ 6,510,147 | \$ - |
| San Juan Unified | Sacramento | San Juan High | 57/67447-00-078 | 07/27/22 | \$ 4,489,464 | \$ - |
| Yuba County Office of Education | Yuba | Spring Valley School | 57/10587-00-004 | 07/28/22 | \$ 702,116 | \$ 468,077 |
| Waterford Unified | Stanislaus | Waterford Junior High | 57/75572-00-005 | 07/28/22 | \$ 1,964,525 | \$ - |

SFP APPLICATIONS

Modernization Acknowledged Applications Received Past Existing Authority as of April 30, 2023

| District | County | Site Name | DSA Number | 50-04 Date Received | Estimated State Grant (a) | Estimated Financial Hardship (b) |
|-------------------------------------|-----------------|---|-------------------|----------------------------|----------------------------------|---|
| Waterford Unified | Stanislaus | Richard M. Moon Primary | 57/75572-00-006 | 07/28/22 | \$ 3,469,242 | \$ 2,312,828 |
| Greenfield Union | Kern | Fairview Elementary | 57/63503-00-011 | 07/29/22 | \$ 4,546,409 | \$ 3,030,939 |
| Mountain View Whisman | Santa Clara | Amy Imai Elementary | 57/69591-00-006 | 08/01/22 | \$ 1,933,212 | \$ - |
| Mountain View Whisman | Santa Clara | Edith Landels Elementary | 57/69591-00-007 | 08/01/22 | \$ 2,042,065 | \$ - |
| Mountain View Whisman | Santa Clara | Isaac Newton Graham Middle | 57/69591-00-008 | 08/01/22 | \$ 3,546,225 | \$ - |
| Mountain View Whisman | Santa Clara | Benjamin Bubb Elementary | 57/69591-00-009 | 08/01/22 | \$ 2,494,672 | \$ - |
| Mountain View-Los Altos Union High | Santa Clara | Mountain View High | 57/69609-00-007 | 08/03/22 | \$ 1,952,607 | \$ - |
| Hanford Elementary | Kings | Lee Richmond Elementary | 57/63917-00-011 | 08/05/22 | \$ 620,015 | \$ - |
| Hanford Elementary | Kings | Roosevelt Elementary | 57/63917-00-012 | 08/05/22 | \$ 1,227,752 | \$ - |
| San Benito High | San Benito | San Benito High | 57/67538-00-007 | 08/09/22 | \$ 1,489,873 | \$ - |
| San Benito High | San Benito | San Benito High | 57/67538-00-008 | 08/09/22 | \$ 6,029,189 | \$ - |
| San Benito High | San Benito | San Benito High | 57/67538-00-009 | 08/10/22 | \$ 1,148,465 | \$ - |
| Waukena Joint Union Elementary | Tulare | Waukena Joint Union Elementary | 57/72264-00-001 | 08/10/22 | \$ 2,496,045 | \$ - |
| Lammersville Joint Unified | San Joaquin | Lammersville Elementary | 57/76760-00-002 | 08/10/22 | \$ 2,363,198 | \$ - |
| Imperial County Office of Education | Imperial | Imperial Valley Center | 57/10132-00-002 | 08/11/22 | \$ 4,543,368 | \$ - |
| Pomona Unified | Los Angeles | Golden Springs Elementary | 57/64907-00-050 | 08/11/22 | \$ 973,417 | \$ - |
| Santa Barbara Unified | Santa Barbara | Harding University Partnership | 57/76786-00-020 | 08/11/22 | \$ 1,721,568 | \$ - |
| Anaheim Union High | Orange | Anaheim High | 57/66431-01-003 | 08/15/22 | \$ 937,125 | \$ - |
| Yuba County Office of Education | Yuba | Agnes Weber Meade (Sdl) | 57/10587-00-001 | 08/16/22 | \$ 1,065,828 | \$ - |
| Vacaville Unified | Los Angeles | Buckingham Collegiate Charter Academy | 57/70573-00-019 | 08/16/22 | \$ 3,058,512 | \$ - |
| Alhambra Unified | Los Angeles | Marguerita Elementary | 57/75713-00-030 | 08/16/22 | \$ 4,081,175 | \$ - |
| Alhambra Unified | Los Angeles | Monterey Highlands Elementary | 57/75713-00-031 | 08/16/22 | \$ 3,341,620 | \$ - |
| Alhambra Unified | Los Angeles | Brightwood Elementary | 57/75713-00-032 | 08/16/22 | \$ 4,689,655 | \$ - |
| Alhambra Unified | Los Angeles | Emery Park Elementary | 57/75713-00-033 | 08/16/22 | \$ 1,280,632 | \$ - |
| Riverdale Joint Unified | Fresno | Fipps Primary | 57/75408-00-007 | 08/17/22 | \$ 974,694 | \$ - |
| Riverdale Joint Unified | Fresno | Riverdale Elementary | 57/75408-00-008 | 08/17/22 | \$ 1,269,522 | \$ - |
| Riverdale Joint Unified | Fresno | Riverdale High | 57/75408-00-009 | 08/17/22 | \$ 230,325 | \$ - |
| San Luis Coastal Unified | San Luis Obispo | San Luis Obispo High | 57/68809-00-032 | 08/18/22 | \$ 2,952,034 | \$ - |
| Windsor Unified | Sonoma | Cali Calmecac Language Academy | 57/75358-00-006 | 08/24/22 | \$ 2,514,317 | \$ - |
| Visalia Unified | Tulare | La Joya Middle | 57/72256-00-035 | 08/25/22 | \$ 4,459,387 | \$ - |
| Hayward Unified | Alameda | Winton Middle | 57/61192-00-006 | 08/29/22 | \$ 3,817,884 | \$ - |
| Del Norte County Unified | Del Norte | Redwood Elementary | 57/61820-00-019 | 08/31/22 | \$ 954,538 | \$ - |
| Del Norte County Unified | Del Norte | Smith River Elementary | 57/61820-00-020 | 08/31/22 | \$ 707,717 | \$ - |
| San Mateo Union High | San Mateo | San Mateo High | 57/69047-00-007 | 08/31/22 | \$ 1,722,665 | \$ - |
| San Mateo Union High | San Mateo | Capuchino High | 57/69047-00-008 | 08/31/22 | \$ 1,825,976 | \$ - |
| San Mateo Union High | San Mateo | Mills High | 57/69047-00-009 | 09/01/22 | \$ 865,538 | \$ - |
| San Mateo Union High | San Mateo | Burlingame High | 57/69047-00-010 | 09/01/22 | \$ 4,655,344 | \$ - |
| San Mateo Union High | San Mateo | Hillsdale High | 57/69047-00-011 | 09/01/22 | \$ 5,337,097 | \$ - |
| San Mateo Union High | San Mateo | Aragon High | 57/69047-00-012 | 09/01/22 | \$ 3,113,529 | \$ - |
| Redding Elementary | Shasta | Juniper Elementary | 57/70110-00-011 | 09/01/22 | \$ 1,275,879 | \$ - |
| Visalia Unified | Tulare | Redwood High | 57/72256-00-036 | 09/07/22 | \$ 8,601,516 | \$ - |
| Vista Unified | San Diego | Rancho Buena Vista High | 57/68452-00-013 | 09/09/22 | \$ 1,462,014 | \$ - |
| Vista Unified | San Diego | Vista Academy of Visual and Performing Arts | 57/68452-00-014 | 09/09/22 | \$ 693,680 | \$ - |

SFP APPLICATIONS

Modernization Acknowledged Applications Received Past Existing Authority as of April 30, 2023

| District | County | Site Name | DSA Number | 50-04 Date Received | Estimated State Grant (a) | Estimated Financial Hardship (b) |
|----------------------------|-----------------|---|-------------------|----------------------------|----------------------------------|---|
| Vista Unified | San Diego | Vista Magnet Middle School of Technology, Science | 57/68452-00-015 | 09/09/22 | \$ 1,253,731 | \$ - |
| Redding Elementary | Shasta | Turtle Bay | 57/70110-00-012 | 09/09/22 | \$ 1,467,178 | \$ - |
| Visalia Unified | Tulare | Valley Oak Middle | 57/72256-00-037 | 09/13/22 | \$ 2,894,248 | \$ - |
| Long Beach Unified | Los Angeles | Burcham Elementary | 57/64725-00-052 | 09/20/22 | \$ 6,470,500 | \$ - |
| Long Beach Unified | Los Angeles | Burcham Elementary | 57/64725-00-053 | 09/20/22 | \$ 7,193,025 | \$ - |
| Long Beach Unified | Los Angeles | Bryant Elementary | 57/64725-00-054 | 09/20/22 | \$ 4,721,657 | \$ - |
| Lucia Mar Unified | San Luis Obispo | Arroyo Grande High | 57/68759-00-024 | 09/20/22 | \$ 5,001,927 | \$ - |
| San Juan Unified | Sacramento | Del Paso Manor Elementary | 57/67447-00-079 | 09/21/22 | \$ 662,218 | \$ - |
| Colton Joint Unified | San Bernardino | Terrace Hills Middle | 57/67686-00-027 | 09/22/22 | \$ 952,923 | \$ - |
| Snowline Joint Unified | San Bernardino | Baldy Mesa Elementary | 57/73957-00-003 | 09/23/22 | \$ 5,059,475 | \$ - |
| Snowline Joint Unified | San Bernardino | Chaparral High | 57/73957-00-004 | 09/23/22 | \$ 2,121,725 | \$ - |
| Lucia Mar Unified | San Luis Obispo | Fairgrove Elementary | 57/68759-00-025 | 09/29/22 | \$ 1,496,985 | \$ - |
| Vallejo City Unified | Solano | Jesse M. Bethel High | 57/70581-00-024 | 09/29/22 | \$ 2,775,937 | \$ - |
| Los Angeles Unified | Los Angeles | One Hundred Fifty-Third Street | 57/64733-00-743 | 10/05/22 | \$ 578,191 | \$ - |
| Ocean View | Orange | Star View Elementary | 57/66613-00-025 | 10/07/22 | \$ 858,917 | \$ - |
| Castro Valley Unified | Alameda | Chabot Elementary | 57/61150-00-032 | 10/10/22 | \$ 510,060 | \$ - |
| San Juan Unified | Sacramento | Greer Elementary | 57/67447-00-080 | 10/10/22 | \$ 474,022 | \$ - |
| Castro Valley Unified | Alameda | Independent Elementary | 57/61150-00-033 | 10/13/22 | \$ 2,053,061 | \$ - |
| East Side Union High | Santa Clara | Independence High | 57/69427-00-042 | 10/14/22 | \$ 1,129,027 | \$ - |
| San Juan Unified | Sacramento | Lichen K-8 | 57/67447-00-081 | 10/17/22 | \$ 2,127,194 | \$ - |
| Los Angeles Unified | Los Angeles | Garvanza Elementary | 57/64733-00-744 | 10/18/22 | \$ 2,019,801 | \$ - |
| Capistrano Unified | Orange | Aliso Niguel High | 57/66464-00-027 | 10/18/22 | \$ 1,874,147 | \$ - |
| Natomas Unified | Sacramento | American Lakes | 57/75283-00-010 | 10/18/22 | \$ 3,340,838 | \$ - |
| San Diego Unified | San Diego | Balboa Elementary | 57/68338-00-273 | 10/19/22 | \$ 9,474,093 | \$ - |
| Val Verde Unified | Riverside | Vista Verde Middle | 57/75242-00-013 | 10/19/22 | \$ 549,789 | \$ - |
| Los Angeles Unified | Los Angeles | Aragon Avenue Elementary | 57/64733-00-745 | 10/20/22 | \$ 3,468,406 | \$ - |
| Los Angeles Unified | Los Angeles | Belvedere Middle | 57/64733-09-012 | 10/20/22 | \$ 8,317,822 | \$ - |
| Los Angeles Unified | Los Angeles | Thomas Jefferson Senior High | 57/64733-13-011 | 10/20/22 | \$ 26,205,856 | \$ - |
| Castro Valley Unified | Alameda | Castro Valley Elementary | 57/61150-00-034 | 10/25/22 | \$ 889,525 | \$ - |
| Castro Valley Unified | Alameda | Marshall Elementary | 57/61150-00-035 | 10/25/22 | \$ 1,000,074 | \$ - |
| Castro Valley Unified | Alameda | Stanton Elementary | 57/61150-00-036 | 10/25/22 | \$ 1,006,248 | \$ - |
| Castro Valley Unified | Alameda | Proctor Elementary | 57/61150-00-037 | 10/25/22 | \$ 1,517,774 | \$ - |
| Monterey Peninsula Unified | Monterey | Martin Luther King | 57/66092-00-043 | 10/25/22 | \$ 329,990 | \$ - |
| Pomona Unified | Los Angeles | Simons Middle | 57/64907-00-051 | 10/26/22 | \$ 2,993,985 | \$ - |
| Pittsburg Unified | Contra Costa | Parkside Elementary | 57/61788-00-014 | 10/27/22 | \$ 139,907 | \$ - |
| Los Angeles Unified | Los Angeles | Second Street Elementary | 57/64733-00-746 | 11/03/22 | \$ 3,357,743 | \$ - |
| San Dieguito Union High | San Diego | Diegueno Middle | 57/68346-00-010 | 11/04/22 | \$ 6,378,380 | \$ - |
| Los Angeles Unified | Los Angeles | Belvedere Middle | 57/64733-09-013 | 11/07/22 | \$ 8,317,822 | \$ - |
| Los Angeles Unified | Los Angeles | Daniel Webster Middle | 57/64733-24-009 | 11/07/22 | \$ 2,502,777 | \$ - |
| Los Angeles Unified | Los Angeles | Twenty-Fourth Street Elementary | 57/64733-00-747 | 11/09/22 | \$ 3,530,518 | \$ - |
| Ocean View | Orange | Vista View Middle | 57/66613-00-026 | 11/09/22 | \$ 834,256 | \$ - |
| Nevada Joint Union High | Nevada | Bear River High | 57/66357-00-015 | 11/11/22 | \$ 4,199,229 | \$ - |
| Los Angeles Unified | Los Angeles | Castelar Street Elementary | 57/64733-00-748 | 11/15/22 | \$ 2,108,585 | \$ - |

SFP APPLICATIONS

Modernization Acknowledged Applications Received Past Existing Authority as of April 30, 2023

| District | County | Site Name | DSA Number | 50-04 Date Received | Estimated State Grant (a) | Estimated Financial Hardship (b) |
|-----------------------------|----------------|-------------------------------------|-------------------|----------------------------|----------------------------------|---|
| Morongo Unified | San Bernardino | Twentynine Palms High | 57/67777-00-010 | 11/17/22 | \$ 2,382,390 | \$ - |
| Chula Vista Elementary | San Diego | Feaster (Mae L.) Charter | 57/68023-00-020 | 11/17/22 | \$ 5,419,613 | \$ - |
| Benicia Unified | Solano | Benicia High | 57/70524-00-018 | 11/18/22 | \$ 2,930,340 | \$ - |
| Benicia Unified | Solano | Matthew Turner Elementary | 57/70524-00-019 | 11/18/22 | \$ 1,143,890 | \$ - |
| Lamont Elementary | Kern | Alicante Avenue Elementary | 57/63560-00-005 | 11/21/22 | \$ 1,331,109 | \$ - |
| Lamont Elementary | Kern | Lamont Elementary | 57/63560-00-006 | 11/21/22 | \$ 2,852,292 | \$ - |
| Ocean View | Orange | Marine View Middle | 57/66613-00-027 | 11/21/22 | \$ 767,590 | \$ - |
| Los Angeles Unified | Los Angeles | James Madison Middle | 57/64733-00-749 | 11/22/22 | \$ 2,451,838 | \$ - |
| Los Angeles Unified | Los Angeles | Ambler Avenue Elementary | 57/64733-00-750 | 11/22/22 | \$ 1,158,703 | \$ - |
| Jurupa Unified | Riverside | Jurupa Middle | 57/67090-00-017 | 11/22/22 | \$ 4,566,713 | \$ - |
| Los Angeles Unified | Los Angeles | Anatola Avenue Elementary | 57/64733-00-751 | 12/02/22 | \$ 1,845,345 | \$ - |
| Los Angeles Unified | Los Angeles | Bancroft (Hubert Howe) Junior | 57/64733-31-009 | 12/02/22 | \$ 5,340,325 | \$ - |
| San Mateo Union High | San Mateo | Capuchino High | 57/69047-00-013 | 12/02/22 | \$ 935,967 | \$ - |
| Los Angeles Unified | Los Angeles | Canfield Avenue Elementary | 57/64733-00-752 | 12/05/22 | \$ 2,026,799 | \$ - |
| Sunnyvale | Santa Clara | Ellis Elementary | 57/69690-00-014 | 12/06/22 | \$ 2,178,244 | \$ - |
| Sequoia Union High | San Mateo | Woodside High | 57/69062-00-039 | 12/07/22 | \$ 1,935,008 | \$ - |
| Capistrano Unified | Orange | Dana Hills High | 57/66464-00-028 | 12/08/22 | \$ 796,991 | \$ - |
| Natomas Unified | Sacramento | Natomas High | 57/75283-00-011 | 12/08/22 | \$ 4,513,367 | \$ - |
| Santa Barbara Unified | Santa Barbara | Monroe Elementary | 57/76786-00-021 | 12/09/22 | \$ 999,273 | \$ - |
| San Ramon Valley Unified | Contra Costa | Alamo Elementary | 57/61804-00-047 | 12/12/22 | \$ 837,192 | \$ - |
| Vista Unified | San Diego | Vista High | 57/68452-00-016 | 12/15/22 | \$ 9,424,252 | \$ - |
| Albany City Unified | Alameda | Marin Elementary | 57/61127-00-007 | 12/22/22 | \$ 1,578,838 | \$ - |
| Los Angeles Unified | Los Angeles | Sixth Avenue Elementary | 57/64733-00-753 | 01/03/23 | \$ 2,637,353 | \$ - |
| Ravenswood City Elementary | San Mateo | Cesar Chavez Ravenswood Middle | 57/68999-00-018 | 01/05/23 | \$ 3,985,647 | \$ - |
| Santa Ana Unified | Orange | McFadden Institute of Technology | 57/66670-00-068 | 01/06/23 | \$ 2,361,364 | \$ - |
| Visalia Unified | Tulare | Pinkham Elementary | 57/72256-00-038 | 01/09/23 | \$ 1,390,315 | \$ - |
| Los Angeles Unified | Los Angeles | John A. Sutter Middle | 57/64733-00-754 | 01/10/23 | \$ 157,444 | \$ - |
| Novato Unified | Marin | Sinaloa Middle | 57/65417-00-027 | 01/10/23 | \$ 566,114 | \$ - |
| San Bernardino City Unified | San Bernardino | San Gorgonio High | 57/67876-00-122 | 01/10/23 | \$ 2,010,909 | \$ - |
| Novato Unified | Marin | Rancho Elementary | 57/65417-00-028 | 01/17/23 | \$ 408,328 | \$ - |
| Arcadia Unified | Los Angeles | Baldwin Stocker Elementary | 57/64261-00-001 | 01/18/23 | \$ 5,336,064 | \$ - |
| Ukiah Unified | Mendocino | Nokomis Elementary | 57/65615-00-009 | 01/18/23 | \$ 1,673,124 | \$ - |
| Ukiah Unified | Mendocino | Oak Manor Elementary | 57/65615-00-010 | 01/18/23 | \$ 1,989,893 | \$ - |
| San Juan Unified | Sacramento | San Juan High | 57/67447-00-082 | 01/18/23 | \$ 5,326,686 | \$ - |
| Vallejo City Unified | Solano | Solano Widenmann Leadership Academy | 57/70581-00-025 | 01/18/23 | \$ 2,649,036 | \$ - |
| Arcadia Unified | Los Angeles | Camino Grove Elementary | 57/64261-00-002 | 01/19/23 | \$ 5,335,432 | \$ - |
| Los Angeles Unified | Los Angeles | Luther Burbank Middle | 57/64733-00-755 | 01/19/23 | \$ 1,971,135 | \$ - |
| Arcadia Unified | Los Angeles | First Avenue Middle | 57/64261-00-003 | 01/20/23 | \$ 5,620,528 | \$ - |
| Arcadia Unified | Los Angeles | Hugo Reid Elementary | 57/64261-00-004 | 01/20/23 | \$ 3,809,130 | \$ - |
| Arcadia Unified | Los Angeles | Highland Oaks Elementary | 57/64261-00-005 | 01/20/23 | \$ 4,210,379 | \$ - |
| Cutten Elementary | Humboldt | Cutten Elementary | 57/62745-00-002 | 01/23/23 | \$ 539,768 | \$ - |
| San Juan Unified | Sacramento | John Barrett Middle | 57/67447-00-083 | 01/23/23 | \$ 4,282,903 | \$ - |
| Lakeside Union Elementary | San Diego | Lakeside Farms Elementary | 57/68189-00-010 | 01/23/23 | \$ 916,671 | \$ - |

SFP APPLICATIONS

Modernization Acknowledged Applications Received Past Existing Authority as of April 30, 2023

| District | County | Site Name | DSA Number | 50-04 Date Received | Estimated State Grant (a) | Estimated Financial Hardship (b) |
|------------------------------------|----------------|--|-------------------|----------------------------|----------------------------------|---|
| Alhambra Unified | Los Angeles | Martha Baldwin Elementary | 57/75713-00-034 | 01/23/23 | \$ 5,183,132 | \$ - |
| Alhambra Unified | Los Angeles | Ramona Elementary | 57/75713-00-035 | 01/23/23 | \$ 6,086,692 | \$ - |
| Alhambra Unified | Los Angeles | Ynez Elementary | 57/75713-00-036 | 01/23/23 | \$ 5,358,027 | \$ - |
| Los Angeles Unified | Los Angeles | Andrew Carnegie Middle | 57/64733-00-756 | 01/25/23 | \$ 2,135,675 | \$ - |
| Los Angeles Unified | Los Angeles | Ascot Avenue Elementary | 57/64733-00-757 | 01/26/23 | \$ 8,993,561 | \$ - |
| Los Angeles Unified | Los Angeles | Westchester Cont High | 57/64733-61-010 | 01/26/23 | \$ 3,352,088 | \$ - |
| Gravenstein Union Elementary | Sonoma | Hillcrest Middle | 57/70714-00-004 | 01/26/23 | \$ 858,950 | \$ - |
| Meridian Elementary | Sutter | Meridian Elementary | 57/71415-00-002 | 01/27/23 | \$ 254,933 | \$ - |
| Arcadia Unified | Los Angeles | Hugo Reid Elementary | 57/64261-00-006 | 01/31/23 | \$ 1,268,194 | \$ - |
| Arcadia Unified | Los Angeles | Richard Henry Dana Middle | 57/64261-00-007 | 01/31/23 | \$ 4,458,083 | \$ - |
| Arcadia Unified | Los Angeles | Longley Way Elementary | 57/64261-00-008 | 01/31/23 | \$ 3,971,635 | \$ - |
| San Diego Unified | San Diego | De Portola Middle | 57/68338-00-274 | 01/31/23 | \$ 2,671,782 | \$ - |
| Arcadia Unified | Los Angeles | Foothills Middle | 57/64261-00-009 | 02/01/23 | \$ 4,571,969 | \$ - |
| El Monte Union High | Los Angeles | South El Monte High | 57/64519-00-005 | 02/02/23 | \$ 9,804,468 | \$ - |
| Riverside Unified | Riverside | Sierra Middle | 57/67215-00-050 | 02/05/23 | \$ 5,509,454 | \$ - |
| Riverside Unified | Riverside | Jefferson Elementary | 57/67215-00-051 | 02/06/23 | \$ 6,168,873 | \$ - |
| San Juan Unified | Sacramento | Starr King K-8 | 57/67447-00-084 | 02/08/23 | \$ 27,083,703 | \$ - |
| Lakeside Union Elementary | San Diego | Lindo Park Elementary | 57/68189-00-011 | 02/08/23 | \$ 21,825,459 | \$ - |
| Durham Unified | Butte | Durham High | 57/61432-00-002 | 02/10/23 | \$ 1,062,186 | \$ - |
| Waugh Elementary | Sonoma | Corona Creek Elementary | 57/70995-00-002 | 02/13/23 | \$ 1,166,047 | \$ - |
| San Leandro Unified | Alameda | Bancroft Middle | 57/61291-00-027 | 02/14/23 | \$ 979,589 | \$ - |
| Los Angeles Unified | Los Angeles | Glenwood Elementary | 57/64733-38-025 | 02/14/23 | \$ 816,656 | \$ - |
| Santa Ana Unified | Orange | Sierra Intermediate | 57/66670-00-069 | 02/14/23 | \$ 1,404,162 | \$ - |
| Alameda Unified | Alameda | Bay Farm Elementary | 57/61119-00-025 | 02/16/23 | \$ 4,754,593 | \$ - |
| Ventura County Office of Education | Ventura | Gateway Community | 57/10561-00-005 | 02/21/23 | \$ 1,901,205 | \$ - |
| Los Angeles Unified | Los Angeles | Carson Senior High | 57/64733-54-028 | 02/21/23 | \$ 6,751,761 | \$ - |
| Riverside Unified | Riverside | John W. North high | 57/67215-00-052 | 02/21/23 | \$ 9,280,102 | \$ - |
| Lawndale Elementary | Los Angeles | Jane Addams Middle | 57/64691-00-011 | 02/22/23 | \$ 1,326,156 | \$ - |
| Arcohe Union Elementary | Sacramento | Arcohe Elementary | 57/67280-00-002 | 02/22/23 | \$ 1,309,477 | \$ - |
| Los Angeles Unified | Los Angeles | Robert Frost Middle | 57/64733-00-758 | 02/23/23 | \$ 250,670 | \$ - |
| Los Angeles Unified | Los Angeles | Fries Avenue Elementary | 57/64733-00-759 | 02/23/23 | \$ 2,868,656 | \$ - |
| Los Angeles Unified | Los Angeles | Richard Henry Dana Middle | 57/64733-20-024 | 02/27/23 | \$ 2,346,635 | \$ - |
| Novato Unified | Marin | San Jose Middle | 57/65417-00-029 | 02/27/23 | \$ 1,111,888 | \$ - |
| El Segundo Unified | Los Angeles | El Segundo Middle | 57/64535-00-008 | 02/28/23 | \$ 714,173 | \$ - |
| El Segundo Unified | Los Angeles | Center Street Elementary | 57/64535-00-009 | 03/01/23 | \$ 1,100,404 | \$ - |
| Los Angeles Unified | Los Angeles | Christopher Dena Elementary | 57/64733-00-760 | 03/02/23 | \$ 1,541,397 | \$ - |
| Los Angeles Unified | Los Angeles | Calabash Charter Academy | 57/64733-00-761 | 03/02/23 | \$ 1,938,220 | \$ - |
| Los Angeles Unified | Los Angeles | Charles Leroy Lowman Special Education and Car | 57/64733-00-762 | 03/03/23 | \$ 802,995 | \$ - |
| Lakeside Union Elementary | San Diego | Lakeside Farms Elementary | 57/68189-00-012 | 03/08/23 | \$ 2,185,152 | \$ - |
| Snowline Joint Unified | San Bernardino | Pinon Hills Elementary | 57/73957-00-001 | 03/08/23 | \$ 5,231,587 | \$ - |
| Snowline Joint Unified | San Bernardino | Quail Valley Middle | 57/73957-00-006 | 03/08/23 | \$ 11,746,585 | \$ - |
| San Juan Unified | Sacramento | Rio Americano High | 57/67447-00-085 | 03/09/23 | \$ 546,350 | \$ - |
| El Segundo Unified | Los Angeles | El Segundo High | 57/64535-00-010 | 03/10/23 | \$ 2,175,522 | \$ - |

SFP APPLICATIONS

Modernization Acknowledged Applications Received Past Existing Authority as of April 30, 2023

| District | County | Site Name | DSA Number | 50-04 Date Received | Estimated State Grant (a) | Estimated Financial Hardship (b) |
|-----------------------------|----------------|--|-------------------|----------------------------|----------------------------------|---|
| Merced Union High | Merced | Merced High | 57/65789-00-011 | 03/10/23 | \$ 887,781 | \$ - |
| Lawndale Elementary | Los Angeles | William Anderson Elementary | 57/64691-00-012 | 03/13/23 | \$ 1,290,478 | \$ - |
| Lawndale Elementary | Los Angeles | William Green Elementary | 57/64691-00-013 | 03/13/23 | \$ 1,487,579 | \$ - |
| Lawndale Elementary | Los Angeles | Billy Mitchell Elementary | 57/64691-00-014 | 03/13/23 | \$ 1,027,578 | \$ - |
| Lawndale Elementary | Los Angeles | Will Rogers Middle | 57/64691-00-015 | 03/13/23 | \$ 1,585,565 | \$ - |
| Lawndale Elementary | Los Angeles | F. D. Roosevelt Elementary | 57/64691-00-016 | 03/13/23 | \$ 1,238,677 | \$ - |
| Lawndale Elementary | Los Angeles | Mark Twain Elementary | 57/64691-00-017 | 03/13/23 | \$ 606,652 | \$ - |
| Riverside Unified | Riverside | Jackson Elementary | 57/67215-00-053 | 03/13/23 | \$ 5,678,847 | \$ - |
| San Diego Unified | San Diego | Ralph Waldo Emerson Elementary | 57/68338-00-275 | 03/15/23 | \$ 2,774,042 | \$ - |
| San Diego Unified | San Diego | Kimbrough Elementary | 57/68338-00-276 | 03/16/23 | \$ 3,416,897 | \$ - |
| Hesperia Unified | San Bernardino | Carmel Elementary | 57/75044-00-008 | 03/16/23 | \$ 912,900 | \$ - |
| Hesperia Unified | San Bernardino | Mojave High | 57/75044-00-009 | 03/16/23 | \$ 1,221,915 | \$ - |
| Hesperia Unified | San Bernardino | Cottonwood Elementary | 57/75044-00-010 | 03/16/23 | \$ 1,109,665 | \$ - |
| Hesperia Unified | San Bernardino | Mesa Grande Elementary | 57/75044-00-011 | 03/16/23 | \$ 1,795,370 | \$ - |
| Hesperia Unified | San Bernardino | Cypress School of the Arts | 57/75044-00-012 | 03/16/23 | \$ 1,612,790 | \$ - |
| Hesperia Unified | San Bernardino | Mesquite Trails Elementary | 57/75044-00-013 | 03/16/23 | \$ 882,470 | \$ - |
| Hesperia Unified | San Bernardino | Kingston Elementary | 57/75044-00-014 | 03/16/23 | \$ 1,734,510 | \$ - |
| Hesperia Unified | San Bernardino | Hollyvale Elementary | 57/75044-00-015 | 03/16/23 | \$ 876,384 | \$ - |
| Hesperia Unified | San Bernardino | Hesperia High | 57/75044-00-016 | 03/16/23 | \$ 5,182,605 | \$ - |
| Hesperia Unified | San Bernardino | Hesperia Junior High | 57/75044-00-017 | 03/16/23 | \$ 2,638,760 | \$ - |
| Hesperia Unified | San Bernardino | Joshua Circle Elementary | 57/75044-00-018 | 03/16/23 | \$ 1,399,780 | \$ - |
| Hesperia Unified | San Bernardino | Juniper Elementary | 57/75044-00-019 | 03/16/23 | \$ 1,156,340 | \$ - |
| Hesperia Unified | San Bernardino | Lime Street Elementary | 57/75044-00-020 | 03/16/23 | \$ 1,430,210 | \$ - |
| Hesperia Unified | San Bernardino | Maple Elementary | 57/75044-00-021 | 03/16/23 | \$ 518,040 | \$ - |
| Hesperia Unified | San Bernardino | Cedar Middle | 57/75044-00-022 | 03/16/23 | \$ 2,123,880 | \$ - |
| Hesperia Unified | San Bernardino | Eucalyptus Elementary | 57/75044-00-023 | 03/16/23 | \$ 821,610 | \$ - |
| Hesperia Unified | San Bernardino | Sultana High | 57/75044-00-024 | 03/16/23 | \$ 4,466,310 | \$ - |
| Hesperia Unified | San Bernardino | Canyon Ridge High | 57/75044-00-025 | 03/16/23 | \$ 2,359,560 | \$ - |
| Hesperia Unified | San Bernardino | Mission Crest Elementary | 57/75044-00-026 | 03/16/23 | \$ 2,130,100 | \$ - |
| Hesperia Unified | San Bernardino | Krystal School of Science, Math & Technology | 57/75044-00-027 | 03/16/23 | \$ 1,977,950 | \$ - |
| Hesperia Unified | San Bernardino | Ranchero Middle | 57/75044-00-028 | 03/16/23 | \$ 3,218,000 | \$ - |
| Hesperia Unified | San Bernardino | Topaz Preparatory Academy | 57/75044-00-029 | 03/16/23 | \$ 1,673,650 | \$ - |
| San Diego Unified | San Diego | Bell Middle | 57/68338-00-277 | 03/17/23 | \$ 10,540,822 | \$ - |
| Turlock Unified | Stanislaus | Wakefield Elementary | 57/75739-00-018 | 03/17/23 | \$ 2,812,962 | \$ - |
| Los Angeles Unified | Los Angeles | Vinedale College Preparatory Academy | 57/64733-38-026 | 03/20/23 | \$ 2,321,950 | \$ - |
| Greenfield Union Elementary | Monterey | Mary Chapa Academy | 57/66035-00-005 | 03/20/23 | \$ 6,429,682 | \$ - |
| Los Angeles Unified | Los Angeles | Third Street Elementary | 57/64733-00-763 | 03/21/23 | \$ 2,288,158 | \$ - |
| San Diego Unified | San Diego | Standley Middle | 57/68338-00-278 | 03/21/23 | \$ 838,047 | \$ - |
| Turlock Unified | Stanislaus | Turlock Junior High | 57/75739-00-019 | 03/21/23 | \$ 10,297,025 | \$ - |
| San Diego Unified | San Diego | Cadman Elementary | 57/68338-00-279 | 03/22/23 | \$ 644,690 | \$ - |
| Los Angeles Unified | Los Angeles | Seventy-Fifth Street Elementary | 57/64733-15-013 | 03/23/23 | \$ 1,796,785 | \$ - |
| Porterville Unified | Tulare | Porterville High | 57/75523-00-017 | 03/23/23 | \$ 1,105,787 | \$ - |
| San Diego Unified | San Diego | Bird Rock Elementary | 57/68338-00-280 | 03/24/23 | \$ 800,953 | \$ - |

SFP APPLICATIONS

Modernization Acknowledged Applications Received Past Existing Authority as of April 30, 2023

| District | County | Site Name | DSA Number | 50-04 Date Received | Estimated State Grant (a) | Estimated Financial Hardship (b) |
|----------------------------|---------------|---|-------------------|----------------------------|----------------------------------|---|
| San Diego Unified | San Diego | Correia Middle | 57/68338-00-281 | 03/24/23 | \$ 385,679 | \$ - |
| Los Angeles Unified | Los Angeles | Union Avenue Elementary | 57/64733-11-015 | 03/29/23 | \$ 2,723,732 | \$ - |
| San Diego Unified | San Diego | Whitman Elementary | 57/68338-00-282 | 04/03/23 | \$ 693,968 | \$ - |
| San Diego Unified | San Diego | Walker Elementary | 57/68338-00-283 | 04/03/23 | \$ 693,968 | \$ - |
| Los Angeles Unified | Los Angeles | Amestoy Elementary | 57/64733-33-023 | 04/04/23 | \$ 3,197,802 | \$ - |
| San Diego Unified | San Diego | Sandburg Elementary | 57/68338-00-284 | 04/04/23 | \$ 817,380 | \$ - |
| San Diego Unified | San Diego | Pacific Beach Elementary | 57/68338-00-285 | 04/04/23 | \$ 468,926 | \$ - |
| Los Angeles Unified | Los Angeles | Canoga Park Senior High | 57/64733-00-764 | 04/05/23 | \$ 6,080,588 | \$ - |
| San Diego Unified | San Diego | Wangenheim Middle | 57/68338-00-286 | 04/05/23 | \$ 6,446,535 | \$ - |
| San Diego Unified | San Diego | Knox Middle | 57/68338-00-287 | 04/05/23 | \$ 5,656,867 | \$ - |
| Los Angeles Unified | Los Angeles | Crenshaw Science, Technology, Engineering, Math | 57/64733-00-765 | 04/10/23 | \$ 3,112,554 | \$ - |
| Los Angeles Unified | Los Angeles | John Marshall Senior High | 57/64733-12-011 | 04/10/23 | \$ 3,677,823 | \$ - |
| San Juan Unified | Sacramento | San Juan High | 57/67447-00-086 | 04/10/23 | \$ 1,741,614 | \$ - |
| Anaheim Union High | Orange | Anaheim High | 57/66431-01-004 | 04/11/23 | \$ 6,467,598 | \$ - |
| Los Angeles Unified | Los Angeles | Reseda Elementary | 57/64733-00-766 | 04/12/23 | \$ 573,961 | \$ - |
| Los Angeles Unified | Los Angeles | West Hollywood Elementary | 57/64733-00-767 | 04/12/23 | \$ 3,127,116 | \$ - |
| Los Angeles Unified | Los Angeles | Delevan Drive Elementary | 57/64733-00-768 | 04/12/23 | \$ 1,728,760 | \$ - |
| Los Angeles Unified | Los Angeles | El Sereno Middle | 57/64733-34-017 | 04/12/23 | \$ 3,953,360 | \$ - |
| Los Angeles Unified | Los Angeles | Verdugo Hills Senior High | 57/64733-00-769 | 04/13/23 | \$ 11,877,649 | \$ - |
| Los Angeles Unified | Los Angeles | Glassell Park ES Science, Technology, Engineering | 57/64733-08-008 | 04/13/23 | \$ 5,016,138 | \$ - |
| Los Angeles Unified | Los Angeles | John A. Sutter Middle | 57/64733-00-770 | 04/18/23 | \$ 1,607,414 | \$ - |
| Los Angeles Unified | Los Angeles | Thomas A. Edison Middle | 57/64733-00-771 | 04/24/23 | \$ 4,853,716 | \$ - |
| Los Angeles Unified | Los Angeles | Franklin Avenue Elementary | 57/64733-12-012 | 04/24/23 | \$ 1,477,456 | \$ - |
| Monterey Peninsula Unified | Monterey | Del Monte Elementary | 57/66092-00-044 | 04/24/23 | \$ 367,044 | \$ - |
| Benicia Unified | Solano | Benicia Middle | 57/70524-00-020 | 04/24/23 | \$ 764,404 | \$ - |
| Castro Valley Unified | Alameda | Marshall Elementary | 57/61150-00-038 | 04/27/23 | \$ 340,892 | \$ - |
| San Juan Unified | Sacramento | Earl Legette Elementary | 57/67447-00-087 | 04/27/23 | \$ 4,322,499 | \$ - |
| Arcadia Unified | Los Angeles | Holly Avenue Elementary | 57/64261-00-010 | 04/28/23 | \$ 6,062,517 | \$ - |
| Encinitas Union Elementary | San Diego | Flora Vista Elementary | 57/68080-00-005 | 04/28/23 | \$ 1,409,714 | \$ - |
| | | | | | \$ 2,141,656,734 | \$ 29,277,254 |
| | | | | | \$ 2,170,933,988 | |

INFORMATION ITEM

FACILITY HARDSHIP/REHABILITATION APPROVALS WITHOUT FUNDING

As of April 26, 2023

FACILITY HARDSHIP/REHABILITATION APPROVALS WITHOUT FUNDING

As of April 26, 2023 State Allocation Board

FACILITY HARDSHIP

| <i>School District</i> | <i>County</i> | <i>Program</i> | <i>Application Number</i> | <i>School Site Name</i> | <i>SAB Approval Date</i> | <i>Funding Application Due Date</i> | <i>Estimated State Grant</i> |
|------------------------------------|---------------|----------------|---------------------------|-------------------------|--------------------------|-------------------------------------|------------------------------|
| | | | | | | | |
| Estimated Total Need (State Share) | | | | | | | |

REHABILITATION

| <i>School District</i> | <i>County</i> | <i>Program</i> | <i>Application Number</i> | <i>School Site Name</i> | <i>SAB Approval Date</i> | <i>Funding Application Due Date</i> | <i>Estimated State Grant</i> |
|------------------------------------|---------------|-------------------|---------------------------|-------------------------|--------------------------|-------------------------------------|------------------------------|
| Del Norte Unified | Del Norte | Facility Hardship | 58/61820-00-009 | Crescent Elk Middle | 8/25/2021 | Not Applicable* | \$ 1,253,864 |
| Del Norte Unified | Del Norte | Facility Hardship | 58/61820-00-010 | Joe Hamilton Elementary | 11/28/2021 | Not Applicable* | \$ 577,692 |
| Estimated Total Need (State Share) | | | | | | | \$ 1,831,556 |

| | | | | | | | |
|--|--|--|--|--|--|--|---------------------|
| Facility Hardship and Rehabilitation Estimated Total Need (State Share) | | | | | | | \$ 1,831,556 |
|--|--|--|--|--|--|--|---------------------|

*These projects have received conceptual approval from the State Allocation Board. Districts are no longer subject to a timeline to submit a funding request corresponding to these projects, however conceptual approval does not reserve Bond Authority.

Section 1859.81. Financial Hardship.

Except for Joint-Use Projects and Career Technical Education Facilities Projects, a district is eligible for financial hardship to fund all or a portion of its matching share requirement after demonstrating the requirements of (a), (c), and (d) below:

(a) The district is financially unable to provide all necessary matching funds for an eligible project. To determine this, an analysis shall be made of the district's financial records by the OPSC including data and records maintained by the CDE and the County Office of Education. The analysis shall consist of a review of the district's latest Independent Audit regarding funds available from all capital facility accounts, including, but not limited to, developer fees, funds generated from capital facility certificates of participation, federal grants, redevelopment funds, sale proceeds from surplus property, the appraised value of facilities approved for replacement pursuant to Section 1859.82, bond funds either encumbered, unencumbered or authorized but unsold, and savings from other SFP projects. All funds thus identified that have not been expended or encumbered by a contractual agreement for a specific capital outlay purpose prior to the initial request for financial hardship status shall be deemed available as a matching contribution.

After the initial request for financial hardship status is granted, no further encumbrances will be approved by the OPSC and all prospective revenue made available to the district's capital facility accounts shall be deemed available as matching contribution on the subsequent financial hardship review, with the exception of:

- (1) Approved interim housing expenditures.
- (2) Funding to pay for previously recognized multi-year encumbrances approved at the initial financial hardship approval.
- (3) Funding that is transferred into a Special Reserve Fund and is used for the express purpose of the Federal Renovation Program when the amount expended out of that fund does not exceed the maximum Federal Renovation Grant amount.
- (4) Funding that is transferred into a Special Reserve Fund and is used for the express purpose of the School Facilities Needs Assessment Grant Program or Emergency Repair Program when the amount expended out of that fund does not exceed the maximum grant amount apportioned.
- (5) Funding that is transferred into a Special Reserve Fund and is used for the express purpose of the Career Technical Education Facilities Program when the amount expended out of that fund does not exceed the applicant's share of the maximum grant amount apportioned.
- (6) Funding that is transferred into a Special Reserve Fund and used for the express purpose of the Overcrowding Relief Grant when the amount expended out of that fund does not exceed the amount of the site acquisition and design costs of the project and the district has submitted an approved Form SAB 50-11.
- (7) Funding that is used for the express purpose of reimbursing the State a proportionate share of financial hardship received when there has been a transfer of a special education program and title to the facility. In addition, the funding was used within five years of the title transfer.
- (8) Funding to pay for obtaining a structural report pursuant to Section 1859.82.2 for an approvable and funded seismic mitigation project.
- (9) All other capital facility funding for a period of three years when no subsequent financial hardship request is made during this period, with the exception of the funding identified in (6). The three-year period begins with the date of the most recent financial hardship new construction or modernization adjusted grant funding apportionment.

When Overcrowding Relief Grant funding is set aside pursuant to (6) and the School District has not submitted, or the OPSC has not accepted, a Form SAB 50-04 for an Overcrowding Relief Grant within three years from the date of deposit into the Special Reserve Fund, or the School District has not met the requirements in Sections 1859.90 or 1859.105, remaining funds plus interest accrued at the Pooled Money Investment Board rate at that time period shall be deemed available as matching contribution on a subsequent financial hardship project or be captured through an audit adjustment pursuant to Section 1859.106.

The financial hardship analysis is subject to approval by the Board.

(b) From the funds deemed available as a matching contribution, the district may retain \$19,776 per classroom in each enrollment reporting period for the cost to provide interim housing for the currently unhoused pupils of the district. The amount shown shall be adjusted annually in the manner prescribed in Section 1859.71. The number of classrooms needed for interim housing for the currently unhoused pupils shall be the sum of the positive numbers determined in (b)(7) as follows:

(1) Determine the current enrollment of the district by grade level as shown on the latest Form SAB 50-01.

(2) Determine the New Construction Grants apportioned by grade level for all SFP projects and LPP funded under the provisions of Sections 1859.12 or 1859.13 where the district has submitted Form SAB 50-06 indicating that the project is 100 percent complete.

(3) Subtract (b)(2) from (b)(1).

(4) Determine the number of classrooms by grade level reported in Part 1, Line 8 on Form SAB 50-02.

(5) Multiply the classrooms determined in (b)(4) by 25 for K-6, 27 for 7-12, 13 for Non-Severe and 9 for Severe.

(6) Subtract the product determined in (b)(5) from the difference determined in (b)(3) by grade level.

(7) Divide the difference by grade level determined in (b)(6) by 25 for K-6, 27 for 7-12, 13 for Non-Severe and 9 for Severe and round up to the nearest whole number.

From the funds deemed available as a matching contribution, the district may also retain \$19,776 per portable toilet unit in each reporting period for the cost to provide necessary interim toilet facilities for the currently unhoused pupils of the district. The amount shown shall be adjusted annually in the manner prescribed in Section 1859.71. The number of toilet facilities needed for interim housing shall be the sum of the positive numbers determined in (b)(7) divided by eight rounded up to the nearest whole number.

From the funds deemed available as a matching contribution, the district may also retain \$19,776 per classroom in each reporting period for the cost to provide necessary interim housing for the currently unhoused pupils displaced as a result of a SAB approved seismic mitigation project pursuant to Section 1859.82.2. The amount shown shall be adjusted annually in the manner prescribed in Section 1859.71. The number of classrooms needed for interim housing shall be the quotient of the displaced pupils by 25 for K-6, 27 for 7-12, 13 for Non-Severe and 9 for Severe and round up to the nearest whole number.

If the district's available funds, as determined by the OPSC analysis less costs for interim housing, is less than its matching share, the district will be deemed to have met the requirements of this Subsection.

(c) The district has made all reasonable efforts to fund its matching share of the project by demonstrating it is levying the developer fee justified under law or an alternative revenue source equal to or greater than the developer fee otherwise justified under law at the time of request for hardship and the district meets at least one of the following:

(1) The current outstanding bonded indebtedness of the district issued for the purpose of constructing school facilities in accordance with Education Code Section 17072.35 or 17074.25 as appropriate, at the time of request for financial hardship status, is at least 60 percent of the district's total bonding capacity. Outstanding bonded indebtedness includes that part of general obligation bonds, Mello-Roos Bonds, School Facility Improvement District Bonds and certificates of participation which the district is paying a debt service that was issued for capital outlay school facility purposes.

(2) The district had a successful registered voter bond election for at least the maximum amount allowed under Proposition 39 within the previous two years from the date of request for financial hardship status. The proceeds from the bond election that represent the maximum amount allowed under the provisions of Proposition 39 must be used to fund the district's matching share requirement for SFP project(s).

(3) It is a County Superintendent of Schools.

(4) The district's total bonding capacity at the time of the request for financial hardship status is \$5 million or less.

(5) Other evidence of reasonable effort as approved by the SAB.

If the district's request for financial hardship status is denied by the Board, the district may be deemed eligible for rental payments of \$2,000 per year per classroom under the Emergency School Classroom Law of 1979 for a two year period when relocatable classroom buildings are available and the district provides financial documentation that it is unable to afford the full rental amount and any other information satisfactory to the Board that the rental reduction is necessary. The number of classrooms eligible for the \$2,000 rental payments shall be the sum of the numbers determined in (c)(5)(B) as follows:

(A) Determine the number of pupils by grade level that the district requested a New Construction Grant on the Form SAB 50-04 that were denied financial hardship status.

(B) Divide the number by grade level determined in (c)(5)(A) by 25 for K-6, 27 for 7-12, 13 for Non-Severe and 9 for Severe and round up to the nearest whole number.

(d) The district has not signed a contract for acquisition or construction of classrooms that replace existing facility(ies), which were included in the determination of the district's new construction eligibility pursuant to Education Code Section 17071.75, in a locally funded project during the five-year period immediately preceding the district's application for financial hardship assistance. This restriction may be lifted if the Board finds that unforeseen and extenuating circumstances existed that required the district to use local funds to replace the facility(ies).

(e) If the district meets the financial hardship requirements in this Section, the amount of financial hardship is equal to the district's matching share less funds deemed available in (a).

(1) Once a district has been notified by OPSC that it meets the requirements of financial hardship in this Section, the district may file Form SAB 50-04 under the

provisions of financial hardship anytime within a period of 180 calendar days from the date of the OPSC notification.

(2) If the district does not submit Form SAB 50-04 under the provisions of financial hardship within 180 calendar days of the OPSC notification of approval of financial hardship status, the district must re-qualify for financial hardship status under the provisions of this Section by submittal of a new request for financial hardship status.

(3) If the project(s) has been included on an unfunded list for more than 180 calendar days, a review of the district's funds pursuant to (a) will be made to determine if additional district funds are available to fund the district's matching share of the project(s).

Financial hardship approval status by the OPSC for a separate design and/or site apportionment does not apply to any subsequent funding for the project(s).

(f) If the district submits Form SAB 50-04 within 180 calendar days of the OPSC notification of approval of financial hardship and the project(s) has been included on the "Unfunded List (Lack of AB 55 Loans)" for more than 180 calendar days as a result of the State of California's inability to provide interim financing from the Pooled Money Investment Account (AB 55 loans), the Board may suspend the unfunded review requirement as defined in Regulation Section 1859.81(e). Projects added to any other unfunded list shall be subject to the review detailed in Regulation Section 1859.81(e). Regulation Section 1859.81(f) shall become inoperative July 1, 2011.

(g) A project added to an unfunded list on or after July 1, 2011 will be subject to the review detailed in section (e)(3). For projects added to an unfunded list between February 25, 2009 and June 30, 2011, only the district's financial records on or after July 1, 2011 will be considered in calculating any adjustment to the district's matching share.

(h) On or after September 22, 2017, a district may submit a request for funding in advance of obtaining a determination of Financial Hardship.

(1) To be considered for Financial Hardship, the district must check the box on the Form SAB 50-04 requesting Financial Hardship pursuant to this subsection when submitting a request for funding.

(2) Prior to processing an application OPSC will notify the district in writing to submit the necessary documentation for a Financial Hardship analysis pursuant to (a), (b), (c) and (d). OPSC will not accept any documents for a Financial Hardship analysis in advance of the notification. Failure to submit the requested documentation within 60 calendar days of OPSC's notification will result in either a. or b.:

a. District may amend their Form SAB 50-04 to exclude the request for Financial Hardship determination.

b. OPSC will return the request for funding and related materials to the district.

(3) Upon notification of Financial Hardship approval, any Form SAB 50-04 processed within 180 calendar days of the approval date will be included in the approval.

(4) For any Form SAB 50-04 processed more than 180 calendar days after the date of the Financial Hardship approval the district shall re-qualify for Financial Hardship status.

Note: Authority cited: Sections 17070.35, 17075.15, 17078.72 and 17592.73, Education Code.

Reference: Sections 17071.75, 17075.10, 17075.15, and 17079.20, Education Code.