

# State Allocation Board Meeting Notice and Agenda



Lisa Silverman, Executive Officer  
Office of Public School Construction  
707 3rd Street, 4<sup>th</sup> Floor  
West Sacramento, CA 95605

Public Meeting  
Wednesday, January 25, 2023  
Department of General Services  
Ziggurat Building  
707 3<sup>rd</sup> Street, 4<sup>th</sup> Floor, Conference Room 4-221\*  
West Sacramento, CA 95605  
4:00 p.m.\*

The upcoming meeting of the State Allocation Board will be conducted by way of Zoom meeting and teleconference. This is consistent with Senate Bill 189 (Chapter 48, Statutes of 2022) to improve and enhance public access to state and local agency meetings during the COVID-19 pandemic and future state of emergencies by allowing broader access through teleconferencing options. The physical, publicly accessible teleconference location from which members of the public may observe and offer public comment is reflected above.

Interested persons may observe the meeting by going to Zoom Meeting at:

Join from a PC, Mac, iPad, iPhone or Android device:

<https://us06web.zoom.us/j/87613972284?pwd=Uml2bm1lM3FXV1NNdThDbStGbGJldz09>

Password: 852248

Or Telephone:

Dial:

USA 213 787 0529

USA 8888086929 (US Toll Free)

Conference code: 991990

The Board will meet in Closed Session pursuant to Government Code Section 11126(e)(1).

General Information

(916) 376-1771

For further information, please contact your Project Manager.

\*Meeting location and time subject to change.

Individuals who need auxiliary aids for effective participation are invited to make their requests and preferences known to Ms. Lisa Jones at (279) 946-8459 five days prior to the meeting.

A copy of the 10-Day Meeting Notice can be found on [OPSC's website](#).

# January 25, 2023

# Agenda

---

## **CLOSED SESSION**

Pursuant to Government Code Section 11126(e)(1), the State Allocation Board will meet in Closed Session for the purpose of conferring with and receiving advice from legal counsel regarding pending litigation.

<b><u>SUBJECT</u></b>	<b><u>PRESENTER</u></b>	<b><u>PAGE</u></b>
Call Meeting to Order	Chair	
Roll Call	Secretary	
Table of Contents		i - ii
Alphabetical Listing		iii
Minutes of November 28, 2022		1 - 26
Executive Officer Statement		27

## **CONSENT AGENDA**

### **SCHOOL FACILITY PROGRAM**

Resolution	28
Eligibility Approvals	29 - 36
Amended Funding	37
Amended Closeouts	38 - 40
Rescission	41
Scope Change Project	42 - 60
Charter School Facilities Program Extensions to Conversion Deadlines	61 - 68
Substantial Progress Reduction to Costs Incurred or Rescission	69 - 70
Facility Hardship/Rehabilitation Program	71 - 74

### **OTHER PROGRAMS**

Exemption for Independent Study Facilities	75 - 77
Unused Sites Program	78 - 81

NEXT MONTHLY STATE ALLOCATION BOARD MEETING – FEBRUARY 22, 2023

# January 25, 2023

# Agenda

---

<b><u>SUBJECT</u></b>	<b><u>PAGE</u></b>
<b><u>FINANCIAL REPORTS</u></b>	82 - 121
<b><u>APPEAL ITEM</u></b>	
SEQUOIA UNION HIGH/SAN MATEO 50/69062-01-009 To present the District's request to: 1) reinstate a School Facility Program Application for New Construction funding at TIDE Academy; 2) approve this New Construction application for funding based on the same enrollment period in which the application was processed; and 3) allow an adjustment in the pupil grants requested.	122 - 136
<b><u>ACTION ITEMS</u></b>	
ANNUAL ADJUSTMENT TO SCHOOL FACILITY PROGRAM GRANTS To adopt the annual adjustment to the School Facility Program (SFP) grants based on the change in the construction costs pursuant to Education Code and SFP Regulations.	137 - 145
<b><u>REPORTS, DISCUSSIONS, AND INFORMATION ITEMS</u></b>	
State Allocation Board Three-Month Projected Workload	146 - 147
Dates for 2023 State Allocation Board Meetings	148
School Facility Program Unfunded List (Regulation Section 1859.95)	149 - 151
School Facility Program Workload List	152 - 164
Emergency Time Extension Request Cover	165
School Facility Program Acknowledged List (Regulation Section 1859.95.1)	166 - 186
Facility Hardship/Rehabilitation Approvals Without Funding	187 - 188
Financial Hardship Regulation Section 1859.81	189 - 192



# January 25, 2023

# Agenda

School District	County	Category	Page No.
ARMONA UNION ELEMENTARY	KINGS	SFP - Mod.	Consent 37
BALDWIN PARK UNIFIED	LOS ANGELES	SFP - Mod.	Consent 69
BANNING UNIFIED	RIVERSIDE	SFP - Mod.	Consent 41
DEL NORTE COUNTY UNIFIED	DEL NORTE	SFP - Mod.	Consent 29/31
EASTSIDE UNION	LOS ANGELES	SFP - New Constr.	Consent 38
ETIWANDA ELEMENTARY	SAN BERNARDINO	SFP - New Constr.	Consent 31
HANFORD ELEMENTARY	KINGS	SFP - New Constr.	Consent 31
HERMOSA BEACH CITY ELEM.	LOS ANGELES	SFP - Mod.	Consent 29/31
LAGUNITA ELEMENTARY	MONTEREY	SFP - Mod.	Consent 71
LOS ANGELES UNIFIED	LOS ANGELES	SFP - New Constr.	Consent 31
MONTEREY CO. OFFICE OF ED.	MONTEREY	Continued Use	Consent 75
MORENO VALLEY UNIFIED	RIVERSIDE	SFP - Mod.	Consent 29
MOUNTAIN VIEW ELEMENTARY	LOS ANGELES	SFP - Mod.	Consent 29
PALO VERDE UNIFIED	RIVERSIDE	SFP - New Constr.	Consent 39
PITTSBURG UNIFIED	CONTRA COSTA	SFP - New Constr.	Consent 31
SAN FRANCISCO UNIFIED	SAN FRANCISCO	Unused Sites	Consent 79-81
SAN JUAN UNIFIED	SACRAMENTO	SFP - Charter	Consent 65
SAN LORENZO UNIFIED	ALAMEDA	SFP - Charter	Consent 61
SAN RAFAEL CITY ELEMENTARY	MARIN	SFP - Mod.	Consent 31
SANTA MARIA-BONITA	SANTA BARBARA	SFP - New Constr.	Consent 31
SEQUOIA UNION HIGH	SAN MATEO	SFP - New Constr.	Consent 31
SHORELINE UNIFIED	MARIN	SFP - Career Tech	Consent 42
SIMI VALLEY UNIFIED	VENTURA	SFP - Mod.	Consent 31
SOQUEL UNION ELEMENTARY	SANTA CRUZ	SFP - New Constr.	Consent 31
VISTA DEL MAR UNION	SANTA BARBARA	Unused Sites	Consent 78
WALNUT VALLEY UNIFIED	LOS ANGELES	SFP - New Constr.	Consent 31

# OPSC PROGRAM CODES

## SCHOOL FACILITY PROGRAM (SFP)

- 50 – NEW CONSTRUCTION
- 51 – FACILITY HARDSHIP NEW CONSTRUCTION
- 52 – SFP JOINT-USE
- 53 – CRITICALLY OVERCROWDED SCHOOLS
- 54 – CHARTER SCHOOL FACILITIES PROGRAM
- 55 – CAREER TECH NEW CONSTRUCTION
- 56 – OVERCROWDING RELIEF GRANT PROGRAM
- 57 – MODERNIZATION
- 58 – FACILITY HARDSHIP MODERNIZATION
- 59 – CAREER TECH MODERNIZATION

## OTHER PROGRAMS

- 25 – STATE RELOCATABLE CLASSROOM PROGRAM
- 34 – AIR CONDITIONING AND/OR INSULATION PROGRAM
- 40 – DEFERRED MAINTENANCE PROGRAM
- 61 – EMERGENCY REPAIR PROGRAM
- 70 – FULL-DAY KINDERGARTEN FACILITIES GRANT PROGRAM NEW  
CONSTRUCTION
- 71 – FULL-DAY KINDERGARTEN FACILITIES GRANT PROGRAM RETROFIT

# Minutes

# MINUTES

## **State Allocation Board**

### **November 28, 2022**

Upon notice duly given, the meeting of the State Allocation Board (SAB) was held at the Department of General Services, Ziggurat Building, located at 707 3<sup>rd</sup> Street, 4<sup>th</sup> Floor, Room 4-221, in West Sacramento, California on November 28, 2022 at 4:00 p.m.

Ms. Gayle Miller, the SAB Chair, announced that pursuant to Senate Bill 189 (Chapter 48, Statutes of 2022) this meeting would be conducted by way of teleconference/Zoom meeting. The meeting was physically webcast from Room 4-221 in the Ziggurat Building in West Sacramento for anyone that would have liked to provide public comment in person.

Members of the SAB were present in order to establish a quorum for the meeting as follows:

- Gayle Miller, Chief Deputy Director, Policy, Department of Finance, designated representative for Joe Stephenshaw, Director, Department of Finance
- Ana Lasso, Director, Department of General Services
- Juan Mireles, Director, School Facilities and Transportation Services Division, California Department of Education (CDE), designated representative for Tony Thurmond, Superintendent of Public Instruction
- Jeremy Smith, Governor's appointee
- Senator Scott Wilk
- Senator Connie Leyva
- Senator John Laird
- Assembly Member Patrick O'Donnell
- Assembly Member Mia Bonta

Member of the SAB absent was as follows:

- Assembly Member Chad Mayes

Representative of the SAB was as follows:

- Lisa Silverman, Executive Officer

Representatives of the Department of General Services, Office of Public School Construction (OPSC), were as follows:

- Lisa Silverman, Executive Officer
- Barbara Kampmeier, Deputy Executive Officer

Representative of the Department of General Services, Office of Legal Services, was as follows:

- Ephraim Egan, Staff Counsel

With a quorum present, Ms. Miller, Chair, called the meeting to order at 4:03 p.m.

## **PRIOR MINUTES**

A motion was made, and seconded, to approve the October 26, 2022 meeting Minutes. The Chair called for a roll-call vote and the motion carried per the following votes:

<b>MEMBER</b>	<b>AYE</b>	<b>NAY</b>	<b>ABSTAIN</b>	<b>ABSENT</b>
<b>Senator Wilk</b>	X			
<b>Senator Leyva</b>	X			
<b>Senator Laird</b>	X			
<b>Assembly Member O'Donnell</b>	X			
<b>Assembly Member Mayes</b>				X
<b>Assembly Member Bonta</b>	X			
<b>Juan Mireles</b>	X			
<b>Jeremy Smith</b>	X			
<b>Ana Lasso</b>	X			
<b>Gayle Miller</b>	X			
<b>Total</b>	9			1

**Motion:**

Carried   X  

Failed       

## **EXECUTIVE OFFICER'S STATEMENT**

The Executive Officer informed the SAB of the following:

### **Facility Inspection Tool – Now Available in Microsoft Excel**

OPSC was excited to announce that the Facility Inspection Tool was made available in Microsoft Excel format and posted to OPSC's website for stakeholders' use. Some of the features of the new Excel version included: 1) ability to automatically insert rows for additional Building Areas/Names; 2) automatic transfer of Cleanliness ratings to the Evaluation Detail; 3) automatic calculation of the Category Rank and the Overall School Rating, to name a few. OPSC will post a web-based form in the future that will export to a pdf. It was stated that OPSC's Communications Team could be contacted at [OPSCCommunications@dgs.ca.gov](mailto:OPSCCommunications@dgs.ca.gov) for any questions.

### **Regulatory Amendments for Direct Apportionments**

The SAB approved emergency regulatory amendments, on September 21, 2022, that amended the fund release deadlines for funding approvals for eligible School Facility Program (SFP) new construction and modernization projects. This action moved the funding process to a direct Apportionment process provided cash is available for the SAB to do so. The regulatory amendments were approved by the Office of Administrative Law on an emergency basis with an effective date of November 7, 2022. OPSC presented the first SFP Direct Apportionments in the consent portion of this Agenda for a total of \$211,894,937 for 69 projects. In the Action Item portion of this Agenda, Expedited Priority Funding Apportionment requests were also presented in the amount of \$109.9 million for 50 projects, representing 37 school districts and qualifying applicants, based on date order of the Unfunded List (Lack of AB 55 Loans).

**EXECUTIVE OFFICER'S STATEMENT** (cont.)**California Preschool, Transitional Kindergarten and Full-Day Facilities Grant Program Projects**

The filing round for the expanded California Preschool, Transitional Kindergarten and Full-Day Kindergarten Facilities Grant Program (Program) occurred from April 1, 2022 through April 30, 2022. OPSC received a total of 417 applications requesting an estimated \$1.5 billion. The final funding requests from this round were presented as an Action Item in this Agenda. Cumulatively, the round included approximately \$225 million in Apportionments for 73 projects, representing 73 school districts. All remaining applications will be returned to the applicants who are encouraged to resubmit in the next filing round that opens February 1, 2023.

**Upcoming Webinar--- Financial Hardship Program and the California Preschool, Transitional Kindergarten and Full-Day Kindergarten Facilities Grant Program**

As indicated in the topic above, the fourth filing round for the California Preschool, Transitional Kindergarten and Full-Day Facilities Grant Program will open on February 1, 2023. OPSC will be holding a webinar on the Program and the Financial Hardship Program, with a focus on completing and submitting applications in OPSC Online. The webinar is currently scheduled for Wednesday, January 18, 2023 from 10:00 a.m. to 12: p.m. via Zoom meeting and teleconference.

**Next SAB Meeting**

The SAB and stakeholders were reminded that the next SAB meeting would be Wednesday, January 25, 2023 at 4:00 p.m. The meeting will be conducted by way of Zoom meeting and teleconference. Senate Bill 189 (Chapter 48, Statutes of 2022) permits the SAB to resume meetings remotely through June 30, 2023.

**CONSENT ITEMS**

A motion was made, and seconded, to approve the Consent calendar as presented. The Chair called for a roll-call vote and the motion carried per the following votes:

<b>MEMBER</b>	<b>AYE</b>	<b>NAY</b>	<b>ABSTAIN</b>	<b>ABSENT</b>
<b>Senator Wilk</b>	X			
<b>Senator Leyva</b>	X			
<b>Senator Laird</b>	X			
<b>Assembly Member O'Donnell</b>	X			
<b>Assembly Member Mayes</b>				X
<b>Assembly Member Bonta</b>	X			
<b>Juan Mireles</b>	X			
<b>Jeremy Smith</b>	X			
<b>Ana Lasso</b>	X			
<b>Gayle Miller</b>	X			
<b>Total</b>	9			1

**Motion:**

Carried  X

Failed    

**FINANCIAL REPORTS**

The SAB accepted the Financial Reports as presented.

**ACTION ITEMS*****California Preschool, Transitional Kindergarten and Full-Day Kindergarten Facilities Grant Program Apportionments***

A motion was made, and seconded, to approve the staff's recommendations which 1) approved 43 Program projects in the amount of \$131,866,135.49 as shown on Attachment B for Apportionment; 2) for an Apportionment request of an advance fund release for design, pursuant to Regulation Section 1860.16(f), the school district must submit a valid *Fund Release Authorization* (Form SAB 70-02) within 12 months of the Apportionment; and 3) for an Apportionment request of an advance fund release for design, pursuant to Regulation Section 1860.16(f), the school district must submit a valid *Fund Release Authorization* (Form SAB 70-02) within 180 days of the Apportionment. The Chair called for a roll-call vote and the motion carried per the following votes:

MEMBER	AYE	NAY	ABSTAIN	ABSENT
Senator Wilk	X			
Senator Leyva	X			
Senator Laird	X			
Assembly Member O'Donnell	X			
Assembly Member Mayes				X
Assembly Member Bonta	X			
Juan Mireles	X			
Jeremy Smith	X			
Ana Lasso	X			
Gayle Miller	X			
<b>Total</b>	<b>9</b>			<b>1</b>

**Motion:**

Carried   X    
Failed       

***Priority Funding School Construction Apportionments***

A motion was made, and seconded, to approve the staff's recommendations which 1) approved Apportionments for projects in the amount of \$109,921,868.67; and 2) declared that all applications receiving Apportionments would be subject to the new construction grant adjustments pursuant to Education Code Section 17072.11(b) and would not be considered full and final until the SAB has made the adjustment. The Chair called for a roll-call vote and the motion carried per the following votes:

MEMBER	AYE	NAY	ABSTAIN	ABSENT
Senator Wilk	X			
Senator Leyva	X			
Senator Laird	X			
Assembly Member O'Donnell	X			
Assembly Member Mayes				X
Assembly Member Bonta	X			
Juan Mireles	X			
Jeremy Smith	X			
Ana Lasso	X			
Gayle Miller	X			
<b>Total</b>	<b>9</b>			<b>1</b>

**Motion:**

Carried   X    
Failed

## **REPORTS, DISCUSSION, AND INFORMATION ITEMS**

The SAB acknowledged the following reports:

- ***State Allocation Board Three-Month Projected Workload***
- ***State Allocation Board Meeting Dates for the 2023 Calendar Year***
- ***School Facility Program Unfunded List as of October 26, 2022***
- ***School Facility Program Workload List of Applications Received Through October 31, 2022***
- ***School Facility Program Applications Received Beyond Bond Authority List as of October 31, 2022***
- ***Facility Hardship/Rehabilitation Approvals Without Funding as of October 26, 2022***

## **CLOSED SESSION**

Although a Closed Session was noticed, the Chair announced that there would be no Closed Session held.

## **MISCELLANEOUS**

The Chair presented three SAB Resolutions to the three members leaving the SAB, as well as leaving office: Senator Connie Leyva, Assembly Member Patrick O'Donnell, and Assembly Member Chad Mayes. The SAB thanked them for their time and dedication to the students of California, as well as to the Board, and wished them happiness in their next endeavors.

## **ADJOURNMENT**

There being no further business to come before the SAB, the Chair adjourned the meeting at 4:33 p.m.





# ATTACHMENT A

Approved Consent Items on 11/28/2022

Program	Application No.	School District	County Name
Unused Sites	92/66761-00-000	ACKERMAN ELEMENTARY	PLACER
Unused Sites	92/67587-00-000	ADELANTO ELEMENTARY	SAN BERNARDINO
Unused Sites	92/10017-00-000	ALAMEDA COUNTY OFFICE OF EDUCATION	ALAMEDA
Unused Sites	92/65961-00-000	ALISAL UNION	MONTEREY
Unused Sites	92/71795-00-000	ALLENSWORTH ELEMENTARY	TULARE
Unused Sites	92/71803-00-000	ALPAUGH UNIFIED	TULARE
Unused Sites	92/71811-00-000	ALTA VISTA ELEMENTARY	TULARE
Unused Sites	92/73981-00-000	AMADOR COUNTY UNIFIED	AMADOR
Unused Sites	92/71472-00-000	ANTELOPE ELEMENTARY	TEHAMA
Unused Sites	92/64246-00-000	ANTELOPE VALLEY UNION HIGH	LOS ANGELES
Unused Sites	92/61648-00-000	ANTIOCH UNIFIED	CONTRA COSTA
Unused Sites	92/75077-00-000	APPLE VALLEY UNIFIED	SAN BERNARDINO
Unused Sites	92/64261-00-000	ARCADIA UNIFIED	LOS ANGELES
Unused Sites	92/62679-00-000	ARCATA ELEMENTARY	HUMBOLDT
Unused Sites	92/65557-00-000	ARENA UNION ELEMENTARY	MENDOCINO
SFP - Mod.	57/63875-00-002	ARMONA UNION ELEMENTARY	KINGS
SFP - Mod.	57/63875-00-000	ARMONA UNION ELEMENTARY	KINGS
Unused Sites	92/63875-00-000	ARMONA UNION ELEMENTARY	KINGS

# ATTACHMENT A

Approved Consent Items on 11/28/2022

Program	Application No.	School District	County Name
SFP - Mod.	57/68700-00-010	ATASCADERO UNIFIED	SAN LUIS OBISPO
SFP - Mod.	57/68700-00-011	ATASCADERO UNIFIED	SAN LUIS OBISPO
SFP - Mod.	57/68700-00-000	ATASCADERO UNIFIED	SAN LUIS OBISPO
Unused Sites	92/65631-00-000	ATWATER ELEMENTARY	MERCED
Unused Sites	92/66787-00-000	AUBURN UNION ELEMENTARY	PLACER
SFP - Mod.	57/64279-00-023	AZUSA UNIFIED	LOS ANGELES
SFP - Mod.	57/64279-00-000	AZUSA UNIFIED	LOS ANGELES
Unused Sites	92/73858-00-000	BAKER VALLEY UNIFIED	SAN BERNARDINO
Unused Sites	92/66985-00-000	BANNING UNIFIED	RIVERSIDE
Unused Sites	92/66693-00-000	BEAUMONT UNIFIED	RIVERSIDE
Unused Sites	92/70524-00-000	BENICIA UNIFIED	SOLANO
Unused Sites	92/69377-00-000	BERRYESSA UNION ELEMENTARY	SANTA CLARA
SFP - New Constr.	51/64311-00-007	BEVERLY HILLS UNIFIED	LOS ANGELES
Unused Sites	92/64089-00-000	BIG VALLEY JOINT UNIFIED	LASSEN
Unused Sites	92/67983-00-000	BORREGO SPRINGS UNIFIED	SAN DIEGO
Unused Sites	92/63073-00-000	BRAWLEY ELEMENTARY	IMPERIAL
Unused Sites	92/61655-00-000	BRENTWOOD UNION	CONTRA COSTA
Unused Sites	92/61556-00-000	BRET HARTE UNION HIGH	CALAVERAS

# ATTACHMENT A

Approved Consent Items on 11/28/2022

Program	Application No.	School District	County Name
Unused Sites	92/67991-00-000	CAJON VALLEY UNION ELEMENTARY	SAN DIEGO
Unused Sites	92/63107-00-000	CALIPATRIA UNIFIED	IMPERIAL
Unused Sites	92/69385-00-000	CAMBRIAN	SANTA CLARA
Unused Sites	92/69393-00-000	CAMPBELL UNION ELEMENTARY	SANTA CLARA
Unused Sites	92/65987-00-000	CARMEL UNIFIED	MONTEREY
Unused Sites	92/69146-00-000	CARPINTERIA UNIFIED	SANTA BARBARA
Unused Sites	92/64345-00-000	CASTAIC UNION	LOS ANGELES
SFP - Mod.	57/61150-00-000	CASTRO VALLEY UNIFIED	ALAMEDA
Unused Sites	92/73965-00-000	CENTRAL UNIFIED	FRESNO
Unused Sites	92/63115-00-000	CENTRAL UNION HIGH	IMPERIAL
SFP - Mod.	57/71043-00-016	CERES UNIFIED	STANISLAUS
Unused Sites	92/67652-00-000	CHAFFEY JOINT UNION HIGH	SAN BERNARDNIO
Unused Sites	92/64378-00-000	CHARTER OAK UNIFIED	LOS ANGELES
Unused Sites	92/61424-00-000	CHICO UNIFIED	BUTTE
SFP - Mod.	57/65193-00-002	CHOWCHILLA ELEMENTARY	MADERA
SFP – Mod.	57/65193-00-000	CHOWCHILLA ELEMENTARY	MADERA
Unused Sites	92/62117-00-000	CLOVIS UNIFIED	FRESNO
Unused Sites	92/73676-00-000	COACHELLA VALLEY UNIFIED	RIVERSIDE

# ATTACHMENT A

Approved Consent Items on 11/28/2022

Program	Application No.	School District	County Name
Unused Sites	92/66795-00-000	COLFAX ELEMENTARY	PLACER
Unused Sites	92/72348-00-000	COLUMBIA UNION ELEMENTARY	TUOLUMNE
Unused Sites	92/73437-00-000	COMPTON UNIFIED	LOS ANGELES
Unused Sites	92/73759-00-000	CONEJO VALLEY UNIFIED	VENTURA
Unused Sites	92/68031-00-000	CORONADO UNIFIED	SAN DIEGO
Unused Sites	92/73882-00-000	COTATI-ROHNERT PARK UNIFIED	SONOMA
Unused Sites	92/67033-00-000	CORONA-NORCO UNIFIED	RIVERSIDE
SFP - Mod.	57/64444-00-016	CULVER CITY UNIFIED	LOS ANGELES
SFP – Mod.	57/64444-00-000	CULVER CITY UNIFIED	LOS ANGELES
Unused Sites	92/64444-00-000	CULVER CITY UNIFIED	LOS ANGELES
Unused Sites	92/69419-00-000	CUPERTINO UNION	SANTA CLARA
Unused Sites	92/72355-00-000	CURTIS CREEK ELEMENTARY	TUOLUMNE
Unused Sites	92/75010-00-000	CUYAMA JOINT UNIFIED	SANTA BARBARA
Unused Sites	92/66480-00-000	CYPRESS ELEMENTARY	ORANGE
SFP - Mod.	57/72678-00-000	DAVIS JOINT UNIFIED	YOLO
SFP - Mod.	57/72678-00-017	DAVIS JOINT UNIFIED	YOLO
SFP - Mod.	57/72678-00-018	DAVIS JOINT UNIFIED	YOLO
Unused Sites	92/68049-00-000	DEHESA	SAN DIEGO

# ATTACHMENT A

Approved Consent Items on 11/28/2022

Program	Application No.	School District	County Name
Unused Sites	92/68056-00-000	DEL MAR UNION	SAN DIEGO
SFP - Mod.	58/61820-00-010	DEL NORTE COUNTY UNIFIED	DEL NORTE
Unused Sites	92/61820-00-000	DEL NORTE COUNTY UNIFIED	DEL NORTE
Unused Sites	92/63412-00-000	DELANO JOINT UNION HIGH	KERN
Unused Sites	92/63404-00-000	DELANO UNION ELEMENTARY	KERN
Unused Sites	92/67058-00-000	DESERT SANDS UNIFIED	RIVERISDE
SFP - Mod.	57/64451-00-033	DOWNEY UNIFIED	LOS ANGELES
Unused Sites	57/64477-00-000	EASTSIDE UNION	LOS ANGELES
Unused Sites	92/10090-00-000	EL DORADO COUNTY OFFICE OF EDUCATION	EL DORADO
Unused Sites	92/64527-00-000	EL RANCHO UNIFIED	LOS ANGELES
Unused Sites	92/67314-00-000	ELK GROVE UNIFIED	SACRAMENTO
Unused Sites	92/72686-00-000	ESPARTO UNIFIED	YOLO
SFP – Mod.	57/67702-00-000	ETIWANDA ELEMENTARY	SAN BERNARDINO
SFP - Mod.	57/67702-00-002	ETIWANDA ELEMENTARY	SAN BERNARDINO
Unused Sites	92/75515-00-000	EUREKA CITY UNIFIED	HUMBOLDT
Unused Sites	92/69435-00-000	EVERGREEN ELEMENTARY	SANTA CLARA
Unused Sites	92/71522-00-000	EVERGREEN UNION ELEMENTARY	TEHAMA
SFP - Mod.	57/70540-00-021	FAIRFIELD-SUISUN UNIFIED	SOLANO

# ATTACHMENT A

Approved Consent Items on 11/28/2022

Program	Application No.	School District	County Name
SFP - Mod.	57/70540-00-023	FAIRFIELD-SUISUN UNIFIED	SOLANO
SFP – New Constr.	50/70540-00-000	FAIRFIELD-SUISUN UNIFIED	SOLANO
Unused Sites	92/75325-00-000	FARMERSVILLE UNIFIED	TULARE
Unused Sites	92/67710-00-000	FONTANA UNIFIED	SAN BERNARDINO
Unused Sites	92/66837-00-000	FORESTHILL UNION ELEMENTARY	PLACER
Unused Sites	92/70292-00-000	FORKS OF SALMON ELEMENTARY	SISKIYOU
SFP - Mod.	57/66498-00-016	FOUNTAIN VALLEY ELEMENTARY	ORANGE
SFP - Mod.	57/66498-00-017	FOUNTAIN VALLEY ELEMENTARY	ORANGE
SFP - Mod.	57/66498-00-000	FOUNTAIN VALLEY ELEMENTARY	ORANGE
SFP - Mod.	57/69450-00-014	FRANKLIN-MCKINLEY ELEMENTARY	SANTA CLARA
SFP – Mod.	57/69450-00-000	FRANKLIN-MCKINLEY ELEMENTARY	SANTA CLARA
SFP - Mod.	57/61176-00-054	FREMONT UNIFIED	ALAMEDA
SFP - Mod.	57/61176-00-053	FREMONT UNIFIED	ALAMEDA
SFP - Mod.	57/61176-00-000	FREMONT UNIFIED	ALAMEDA
SFP - Mod.	57/61176-00-049	FREMONT UNIFIED	ALAMEDA
SFP - New Constr.	50/61176-09-003	FREMONT UNIFIED	ALAMEDA
SFP - Mod.	57/61176-00-046	FREMONT UNIFIED	ALAMEDA
SFP – New Constr.	50/61176-09-000	FREMONT UNIFIED	ALAMEDA

# ATTACHMENT A

Approved Consent Items on 11/28/2022

Program	Application No.	School District	County Name
Unused Sites	92/61176-00-000	FREMONT UNIFIED	ALAMEDA
Unused Sites	92/69468-00-000	FREMONT UNION HIGH	SANTA CLARA
SFP – New Constr.	50/69468-03-000	FREMONT UNION HIGH	SANTA CLARA
SFP - Mod.	57/62166-00-000	FRESNO UNIFIED	FRESNO
SFP – New Constr.	50/62166-08-000	FRESNO UNIFIED	FRESNO
SFP - Mod.	57/62166-00-144	FRESNO UNIFIED	FRESNO
SFP – Mod.	50/62166-00-145	FRESNO UNIFIED	FRESNO
Unused Sites	92/62166-00-000	FRESNO UNIFIED	FRESNO
Unused Sites	92/67348-00-000	GALT JOINT UNION ELEMENTARY	SACRAMENTO
Unused Sites	92/75267-00-000	GATEWAY UNIFIED	SHASTA
SFP – Mod.	57/64568-00-000	GLENDALE UNIFIED	LOS ANGELES
Unused Sites	92/71548-00-000	GLENDALE UNIFIED	LOS ANGELES
SFP - Mod.	57/64568-00-048	GLENDALE UNIFIED	LOS ANGELES
Unused Sites	92/69195-00-000	GOLETA UNION ELEMENTARY	SANTA BARBARA
SFP - Charter	54/66332-00-002	GRASS VALLEY ELEMENTARY	NEVADA
Unused Sites	92/63503-00-000	GREENFIELD UNION	KERN
Unused Sites	92/75507-00-000	GRIDLEY UNIFIED	BUTTE
SFP - Mod.	57/68130-00-034	GROSSMONT UNION HIGH	SAN DIEGO

# ATTACHMENT A

Approved Consent Items on 11/28/2022

Program	Application No.	School District	County Name
SFP – Mod.	57/68130-00-000	GROSSMONT UNION HIGH	SAN DIEGO
Unused Sites	92/69203-00-000	GUADALUPE UNION ELEMENTARY	SANTA BARBARA
SFP - Mod.	57/70722-00-002	GUERNEVILLE ELEMENTARY	SONOMA
Unused Sites	92/73445-00-000	HACIENDA LA PUENTA UNIFIED	LOS ANGELES
SFP - Charter	54/61192-02-003	HAYWARD UNIFIED	ALAMEDA
SFP - Charter	54/61192-02-004	HAYWARD UNIFIED	ALAMEDA
SFP – Mod.	57/61192-00-000	HAYWARD UNIFIED	ALAMEDA
Unused Sites	92/67082-00-000	HEMET UNIFIED	RIVERSIDE
Unused Sites	92/75044-00-000	HESPERIA UNIFIED	SAN BERNARDINO
Unused Sites	92/71100-00-000	HICKMAN ELEMENTARY	STANISLAUS
Unused Sites	92/71944-00-000	HOPE ELEMENTARY	TULARE
SFP - Mod.	57/66530-00-021	HUNTINGTON BEACH CITY ELEMENTARY	ORANGE
SFP – Mod.	57/66530-00-000	HUNTINGTON BEACH CITY ELEMENTARY	ORANGE
Unused Sites	92/10132-00-000	IMPERIAL COUNTY OFFICE OF EDUCATION	IMPERIAL
Unused Sites	92/68924-00-000	JEFFERSON UNION HIGH	SAN MATEO
Unused Sites	92/64642-00-000	KEPPEL UNION ELEMENTARY	LOS ANGELES
Unused Sites	92/10157-00-000	KERN COUNTY OFFICE OF EDUCATION	KERN
Unused Sites	92/62265-00-000	KINGS CANYON JOINT UNIFIED	FRESNO



# ATTACHMENT A

Approved Consent Items on 11/28/2022

Program	Application No.	School District	County Name
SFP - Mod.	58/64022-00-001	KONOCI UNIFIED	LAKE
Unused Sites	92/64659-00-000	LA CANADA UNIFIED	LOS ANGELES
Unused Sites	92/75176-00-000	LAKE ELSINORE UNIFIED	RIVERSIDE
Unused Sites	92/63552-00-000	LAKESIDE UNION	KERN
Unused Sites	92/64667-00-000	LANCASTER ELEMENTARY	LOS ANGELES
Unused Sites	92/65367-00-000	LARKSPUR-CORTE MADERA	MARIN
Unused Sites	92/68957-00-000	LAS LOMITAS ELEMENTARY	SAN MATEO
Unused Sites	92/61721-00-000	LIBERTY UNION HIGH	CONTRA COSTA
Unused Sites	92/64717-00-000	LITTLE LAKE CITY ELEMENTARY	LOS ANGELES
Unused Sites	92/65748-00-000	LIVINGSTON UNION	MERCED
Unused Sites	92/68585-00-000	LODI UNIFIED	SAN JOAQUIN
Unused Sites	92/69229-00-000	LOMPOC UNIFIED	SANTA BARBARA
Unused Sites	92/69518-00-000	LOS ALTOS ELEMENTARY	SANTA CLARA
SFP - Mod.	57/64733-00-719	LOS ANGELES UNIFIED	LOS ANGELES
SFP - Mod.	57/64733-20-021	LOS ANGELES UNIFIED	LOS ANGELES
SFP - Mod.	57/64733-21-035	LOS ANGELES UNIFIED	LOS ANGELES
SFP - Mod.	57/64733-14-004	LOS ANGELES UNIFIED	LOS ANGELES
SFP - Mod.	57/64733-00-715	LOS ANGELES UNIFIED	LOS ANGELES

# ATTACHMENT A

Approved Consent Items on 11/28/2022

Program	Application No.	School District	County Name
SFP - Mod.	57/64733-00-716	LOS ANGELES UNIFIED	LOS ANGELES
SFP - New Constr.	50/64733-00-000	LOS ANGELES UNIFIED	LOS ANGELES
SFP - Mod.	57/64733-00-000	LOS ANGELES UNIFIED	LOS ANGELES
SFP - Mod.	57/64733-00-723	LOS ANGELES UNIFIED	LOS ANGELES
SFP - Mod.	57/64733-00-722	LOS ANGELES UNIFIED	LOS ANGELES
SFP - Mod.	57/64733-68-009	LOS ANGELES UNIFIED	LOS ANGELES
SFP - Mod.	57/64733-33-022	LOS ANGELES UNIFIED	LOS ANGELES
SFP - Mod.	57/64733-73-006	LOS ANGELES UNIFIED	LOS ANGELES
SFP – Mod.	57/64733-14-000	LOS ANGELES UNIFIED	LOS ANGELES
SFP – Mod.	57/64733-21-000	LOS ANGELES UNIFIED	LOS ANGELES
SFP – Mod.	57/64733-33-000	LOS ANGELES UNIFIED	LOS ANGELES
SFP – Mod.	57/64733-68-000	LOS ANGELES UNIFIED	LOS ANGELES
Unused Sites	92/64733-00-000	LOS ANGELES UNIFIED	LOS ANGELES
Unused Sites	92/69534-00-000	LOS GATOS-SARATOGA JOINT UNION HIGH	SANTA CLARA
Unused Sites	92/64766-00-000	LOWELL JOINT ELEMENTARY	LOS ANGELES
Unused Sites	92/68759-00-000	LUCIA MAR UNIFIED	SAN LUIS OBISPO
Unused Sites	92/73692-00-000	MAMMOTH UNIFIED	MONO
Unused Sites	92/75333-00-000	MANHATTAN BEACH UNIFIED	LOS ANGELES

# ATTACHMENT A

Approved Consent Items on 11/28/2022

Program	Application No.	School District	County Name
Unused Sites	92/68593-00-000	MANTECA UNIFIED	SAN JOAQUIN
Unused Sites	92/63628-00-000	MARICOPA UNIFIED	KERN
Unused Sites	92/65532-00-000	MARIPOSA COUNTY UNIFIED	MARIPOSA
Unused Sites	92/61572-00-000	MARK TWAIN UNION ELEMENTARY	CALAVERAS
Unused Sites	92/72736-00-000	MARYSVILLE JOINT UNIFIED	YUBA
Unused Sites	92/65581-00-000	MENDOCINO UNIFIED	MENDOCINO
Unused Sites	92/65771-00-000	MERCED CITY ELEMENTARY	MERCED
Unused Sites	92/65789-00-000	MERCED UNION HIGH	MERCED
Unused Sites	92/65391-00-000	MILL VALLEY ELEMENTARY	MARIN
Unused Sites	92/68973-00-000	MILLBRAE	SAN MATEO
Unused Sites	92/65318-00-000	MILLER CREEK ELEMENTARY	MARIN
Unused Sites	92/73387-00-000	MILPITAS UNIFIED	SANTA CLARA
Unused Sites	92/63677-00-000	MOJAVE UNIFIED	KERN
Unused Sites	92/66092-00-000	MONTEREY PENINSULA UNIFIED	MONTEREY
Unused Sites	92/69575-00-000	MORELAND ELEMENTARY	SANTA CLARA
SFP - Mod.	57/67124-00-000	MORENO VALLEY UNIFIED	RIVERSIDE
SFP - Mod.	57/67124-00-014	MORENO VALLEY UNIFIED	RIVERSIDE
SFP - Mod.	57/67124-00-012	MORENO VALLEY UNIFIED	RIVERSIDE

# ATTACHMENT A

Approved Consent Items on 11/28/2022

Program	Application No.	School District	County Name
Unused Sites	92/67124-00-000	MORENO VALLEY UNIFIED	RIVERSIDE
SFP - Mod.	57/69583-00-014	MORGAN HILL UNIFIED	SANTA CLARA
SFP – New Constr.	50/69583-00-000	MORGAN HILL UNIFIED	SANTA CLARA
SFP – Mod.	57/69583-00-000	MORGAN HILL UNIFIED	SANTA CLARA
Unused Sites	92/67777-00-000	MORONGO UNIFIED	SAN BERNARDINO
SFP – Mod.	57/64816-00-000	MOUNTAIN UNION ELEMENTARY	SHASTA
SFP - Mod.	57/64816-00-002	MOUNTAIN VIEW ELEMENTARY	LOS ANGELES
SFP - Mod.	57/64816-00-003	MOUNTAIN VIEW ELEMENTARY	LOS ANGELES
SFP - Mod.	57/64816-00-004	MOUNTAIN VIEW ELEMENTARY	LOS ANGELES
SFP - Mod.	57/64816-00-006	MOUNTAIN VIEW ELEMENTARY	LOS ANGELES
SFP - Mod.	57/64816-00-001	MOUNTAIN VIEW ELEMENTARY	LOS ANGELES
Unused Sites	92/69591-00-000	MOUNTAIN VIEW-WHISMAN ELEMENTARY	SANTA CLARA
Unused Sites	92/61754-00-000	MT. DIABLO UNIFIED	CONTRA COSTA
Unused Sites	92/75283-00-000	NATOMAS UNIFIED	SACRAMENTO
SFP – New Constr.	50/75283-00-000	NATOMAS UNIFIED	SACRAMENTO
Unused Sites	92/67801-00-000	NEEDLES UNIFIED	SAN BERNARDINO
Unused Sites	92/66340-00-000	NEVADA CITY	NEVADA
Unused Sites	92/61242-00-000	NEW HAVEN UNIFIED	ALAMEDA

# ATTACHMENT A

Approved Consent Items on 11/28/2022

Program	Application No.	School District	County Name
Unused Sites	92/63693-00-000	NORRIS	KERN
Unused Sites	92/73825-00-000	NORTH MONTEREY COUNTY UNIFIED	MONTEREY
Unused Sites	92/64840-00-000	NORWALK-LA MIRADA UNIFIED	LOS ANGELES
SFP - Mod.	57/65417-00-022	NOVATO UNIFIED	MARIN
Unused Sites	92/69625-00-000	OAK GROVE ELEMENTARY	SANTA CLARA
Unused Sites	92/75564-00-000	OAKDALE JOINT UNIFIED	STANISLAUS
SFP - Charter	54/61259-00-011	OAKLAND UNIFIED	ALAMEDA
SFP - Charter	54/61259-09-008	OAKLAND UNIFIED	ALAMEDA
SFP - Charter	54/61259-09-009	OAKLAND UNIFIED	ALAMEDA
SFP – Mod.	57/61259-00-000	OAKLAND UNIFIED	ALAMEDA
Unused Sites	92/61762-00-000	OAKLEY UNION ELEMENTARY	CONTRA COSTA
SFP - Mod.	57/72512-00-000	OCEAN VIEW ELEMENTARY	VENTURA
Unused Sites	92/66613-00-000	OCEAN VIEW ELEMENTARY	ORANGE
Unused Sites	92/73569-00-000	OCEANSIDE CITY UNIFIED	SAN DIEGO
Unused Sites	92/66621-00-000	ORANGE UNIFIED	ORANGE
Unused Sites	92/67173-00-000	PALM SPRINGS UNIFIED	RIVERSIDE
Unused Sites	92/64857-00-000	PALMDALE ELEMENTARY	LOS ANGELES
Unused Sites	92/69641-00-000	PALO ALTO UNIFIED	SANTA CLARA

# ATTACHMENT A

Approved Consent Items on 11/28/2022

Program	Application No.	School District	County Name
Unused Sites	92/64865-00-000	PALOS VERDES PENINSULA UNIFIED	LOS ANGELES
Unused Sites	92/61531-00-000	PARADISE UNIFIED	BUTTE
Unused Sites	92/64881-00-000	PASADENA UNIFIED	LOS ANGELES
Unused Sites	92/75457-00-000	PASO ROBLES JOINT UNIFIED	SAN LUIS OBISPO
Unused Sites	92/71217-00-000	PATTERSON JOINT UNIFIED	STANISLAUS
Unused Sites	92/67207-00-000	PERRIS UNION HIGH	RIVERSIDE
SFP - Mod.	57/61788-00-010	PITTSBURG UNIFIED	CONTRA COSTA
SFP – New Constr.	50/61788-00-000	PITTSBURG UNIFIED	CONTRA COSTA
Unused Sites	92/61788-00-000	PITTSBURG UNIFIED	CONTRA COSTA
Unused Sites	92/75101-00-000	PLEASANTON UNIFIED	ALAMEDA
Unused Sites	92/66373-00-000	PLEASANTON RIDGE UNION ELEMENTARY	NEVADA
Unused Sites	92/66969-00-000	PLUMAS UNIFIED	PLUMAS
SFP – Mod.	57/66282-00-000	POPE VALLEY UNION	NAPA
SFP - Mod.	57/66282-00-001	POPE VALLEY UNION	NAPA
Unused Sites	92/75523-00-000	PORTERVILLE UNIFIED	TULARE
Unused Sites	92/62646-00-000	PRINCETON JOINT UNIFIED	GLENN
Unused Sites	92/68312-00-000	RANCHO SANTA FE ELEMENTARY	SAN DIEGO
SFP - Mod.	57/71639-00-004	RED BLUFF JOINT UNION HIGH	TEHAMA

# ATTACHMENT A

Approved Consent Items on 11/28/2022

Program	Application No.	School District	County Name
Unused Sites	92/75341-00-000	REDONDO BEACH UNIFIED	LOS ANGELES
<del>SFP - Mod.</del>	<del>57/73932-00-011</del>	<del>REEF-SUNSET UNIFIED</del>	<del>KINGS</del> WITHDRAWN
Unused Sites	92/73932-00-000	REEF-SUNSET UNIFIED	KINGS
Unused Sites	92/61978-00-000	RESCUE UNION	EL DORADO
Unused Sites	92/63578-00-000	RICHLAND UNION ELEMENTARY	KERN
Unused Sites	92/67868-00-000	RIM OF THE WORLD UNIFIED	SAN BERNARDINO
Unused Sites	92/75408-00-000	RIVERDALE UNIFIED	FRESNO
Unused Sites	92/10330-00-000	RIVERSIDE COUNTY OFFICE OF EDUCATION	RIVERSIDE
SFP - Mod.	57/67215-00-037	RIVERSIDE UNIFIED	RIVERSIDE
SFP - Mod.	57/67215-00-000	RIVERSIDE UNIFIED	RIVERSIDE
SFP – New Constr.	50/67215-00-000	RIVERSIDE UNIFIED	RIVERSIDE
Unused Sites	92/67215-00-000	RIVERSIDE UNIFIED	RIVERSIDE
Unused Sites	92/71233-00-000	ROBERTS FERRY UNION ELEMENTARY	STANISLAUS
Unused Sites	92/67421-00-000	ROBLA ELEMENTARY	SACRAMENTO
Unused Sites	92/72090-00-000	ROCKFORD ELEMENTARY	TULARE
Unused Sites	92/67231-00-000	ROMOLAND ELEMENTARY	RIVERSIDE
Unused Sites	92/66928-00-000	ROSEVILLE JOINT UNION HIGH	PLACER
Unused Sites	92/75002-00-000	ROSS VALLEY	MARIN

# ATTACHMENT A

Approved Consent Items on 11/28/2022

Program	Application No.	School District	County Name
SFP - Charter	54/67439-00-008	SACRAMENTO CITY UNIFIED	SACRAMENTO
SFP - Charter	54/67439-00-007	SACRAMENTO CITY UNIFIED	SACRAMENTO
SFP – Mod.	57/67439-00-000	SACRAMENTO CITY UNIFIED	SACRAMENTO
SFP - New Constr.	50/10348-00-003	SACRAMENTO COUNTY OFFICE OF EDUCATION	SACRAMENTO
Unused Sites	92/71266-00-000	SALIDA UNION ELEMENTARY	STANISLAUS
Unused Sites	92/66159-00-000	SALINAS UNION HIGH	MONTEREY
Unused Sites	92/67876-00-000	SAN BERNARDINO CITY UNIFIED	SAN BERNARDINO
Unused Sites	92/10363-00-000	SAN BERNARDINO COUNTY OFFICE OF EDUCATION	SAN BERNARDINO
Unused Sites	92/69013-00-000	SAN BRUNO PARK ELEMENTARY	SAN MATEO
SFP - Mod.	57/68338-00-267	SAN DIEGO UNIFIED	SAN DIEGO
SFP - Mod.	57/68338-00-268	SAN DIEGO UNIFIED	SAN DIEGO
SFP – Mod.	57/68338-00-000	SAN DIEGO UNIFIED	SAN DIEGO
Unused Sites	92/68338-00-000	SAN DIEGO UNIFIED	SAN DIEGO
Unused Sites	92/68478-00-000	SAN FRANCISCO UNIFIED	SAN FRANCISCO
Unused Sites	92/67249-00-000	SAN JACINTO UNIFIED	RIVERSIDE
Unused Sites	92/69666-00-000	SAN JOSE UNIFIED	SANTA CLARA
Unused Sites	92/61309-00-000	SAN LORENZO UNIFIED	ALAMEDA
Unused Sites	92/66183-00-000	SAN LUCAS UNION ELEMENTARY	MONTEREY



# ATTACHMENT A

Approved Consent Items on 11/28/2022

Program	Application No.	School District	County Name
Unused Sites	92/68809-00-000	SAN LUIS COASTAL UNIFIED	SAN LUIS OBISPO
Unused Sites	92/69039-00-000	SAN MATEO-FOSTER CITY	SAN MATEO
Unused Sites	92/63214-00-000	SAN PASQUAL VALLEY UNIFIED	IMPERIAL
SFP - Mod.	57/65458-00-015	SAN RAFAEL CITY ELEMENTARY	MARIN
SFP - Mod.	57/65458-00-014	SAN RAFAEL CITY ELEMENTARY	MARIN
SFP - Mod.	57/65458-00-000	SAN RAFAEL CITY ELEMENTARY	MARIN
Unused Sites	92/66670-00-000	SANTA ANA UNIFIED	ORANGE
Unused Sites	92/76786-00-000	SANTA BARBARA UNIFIED	SANTA BARBARA
Unused Sites	92/69674-00-000	SANTA CLARA UNIFIED	SANTA CLARA
SFP - New Constr.	50/10447-00-002	SANTA CRUZ COUNTY OFFICE OF EDUCATION	SANTA CRUZ
Unused Sites	92/64980-00-000	SANTA MONICA-MALIBU UNIFIED	LOS ANGELES
SFP – Mod.	57/76828-00-000	SANTA PAULA UNIFIED	VENTURA
SFP - Mod.	57/76828-00-003	SANTA PAULA UNIFIED	VENTURA
Unused Sites	92/70912-00-000	SANTA ROSA ELEMENTARY	SONOMA
Unused Sites	92/68361-00-000	SANTEE ELEMENTARY	SAN DIEGO
Unused Sites	92/73742-00-000	SIERRA SANDS UNIFIED	KERN
Unused Sites	92/75275-00-000	SIERRA UNIFIED	FRESNO
Unused Sites	92/72603-00-000	SIMI VALLEY UNIFIED	VENTURA

# ATTACHMENT A

Approved Consent Items on 11/28/2022

Program	Application No.	School District	County Name
Unused Sites	92/73957-00-000	SNOWLINE JOINT UNIFIED	SAN BERNARDINO
SFP - Mod.	57/72371-00-006	SONORA ELEMENTARY	TUOLUMNE
Unused Sites	92/72371-00-000	SONORA ELEMENTARY	TUOLUMNE
SFP - Mod.	57/69849-00-010	SOQUEL UNION ELEMENTARY	SANTA CRUZ
SFP - Mod.	57/69849-00-011	SOQUEL UNION ELEMENTARY	SANTA CRUZ
SFP – Mod.	57/69849-00-000	SOQUEL UNION ELEMENTARY	SANTA CRUZ
SFP - Mod.	57/63784-00-001	SOUTH FORK UNION	KERN
SFP – New Constr.	50/65029-00-000	SOUTH PASADENA UNIFIED	LOS ANGELES
Unused Sites	92/65029-00-000	SOUTH PASADENA UNIFIED	LOS ANGELES
SFP - Mod.	57/69070-00-022	SOUTH SAN FRANCISCO UNIFIED	SAN MATEO
SFP – Mod.	57/69070-00-000	SOUTH SAN FRANCISCO UNIFIED	SAN MATEO
Unused Sites	92/69070-00-000	SOUTH SAN FRANCISCO UNIFIED	SAN MATEO
Unused Sites	92/63776-00-000	SOUTHERN KERN UNIFIED	KERN
Unused Sites	92/72132-00-000	SPRINGVILLE UNION ELEMENTARY	TULARE
Unused Sites	92/63792-00-000	STANDARD ELEMENTARY	KERN
SFP - New Constr.	50/68676-05-001	STOCKTON UNIFIED	SAN JOAQUIN
SFP - Mod.	57/68676-00-041	STOCKTON UNIFIED	SAN JOAQUIN
SFP – New Constr.	50/68676-02-000	STOCKTON UNIFIED	SAN JOAQUIN

# ATTACHMENT A

Approved Consent Items on 11/28/2022

Program	Application No.	School District	County Name
Unused Sites	92/68676-00-000	STOCKTON UNIFIED	SAN JOAQUIN
Unused Sites	92/69690-00-000	SUNNYVALE ELEMENTARY	SANTA CLARA
Unused Sites	92/68411-00-000	SWEETWATER UNION HIGH	SAN DIEGO
Unused Sites	92/71290-00-000	SYLVAN UNION ELEMENTARY	STANISLAUS
SFP - Mod.	57/66944-00-019	TAHOE-TRUCKEE UNIFIED	PLACER
SFP – Mod.	57/66944-00-000	TAHOE-TRUCKEE UNIFIED	PLACER
Unused Sites	92/66944-00-000	TAHOE-TRUCKEE UNIFIED	PLACER
Unused Sites	92/65482-00-000	TAMALPAIS UNION HIGH	MARIN
Unused Sites	92/63826-00-000	TEHACHAPI UNIFIED	KERN
Unused Sites	92/10520-00-000	TEHAMA COUNTY OFFICE OF EDUCATION	TEHAMA
SFP - Mod.	57/75192-00-017	TEMECULA VALLEY UNIFIED	RIVERSIDE
SFP - Mod.	57/75192-00-018	TEMECULA VALLEY UNIFIED	RIVERSIDE
SFP – Mod.	57/75192-00-000	TEMECULA VALLEY UNIFIED	RIVERSIDE
Unused Sites	92/65052-00-000	TEMPLE CITY UNIFIED	LOS ANGELES
SFP - Mod.	57/68841-00-004	TEMPLETON UNIFIED	SAN LUIS OBISPO
SFP – Mod.	57/68841-00-000	TEMPLETON UNIFIED	SAN LUIS OBISPO
Unused Sites	92/70565-00-000	TRAVIS UNIFIED	SOLANO
Unused Sites	92/72231-00-000	TULARE CITY ELEMENTARY	TULARE

# ATTACHMENT A

Approved Consent Items on 11/28/2022

Program	Application No.	School District	County Name
Unused Sites	92/76505-00-000	TWIN RIVERS UNIFIED	SACRAMENTO
Unused Sites	92/69708-00-000	UNION ELEMENTARY	SANTA CLARA
Unused Sites	92/75242-00-000	VAL VERDE UNIFIED	RIVERSIDE
Unused Sites	92/61580-00-000	VALLECITO UNION ELEMENTARY	CALAVERAS
Unused Sites	92/70581-00-000	VALLEJO CITY UNIFIED	SOLANO
Unused Sites	92/75614-00-000	VALLEY CENTER-PAUMA	SAN DIEGO
Unused Sites	92/72652-00-000	VENTURA UNIFIED	VENTURA
Unused Sites	92/67918-00-000	VICTOR ELEMENTARY	SAN BERNARDINO
SFP - Mod.	57/72256-00-030	VISALIA UNIFIED	TULARE
Unused Sites	92/72256-00-000	VISALIA UNIFIED	TULARE
Unused Sites	92/63859-00-000	WASCO UNION HIGH	KERN
Unused Sites	92/76778-00-000	WASHINGTON UNIFIED	FRESNO
Unused Sites	92/72694-00-000	WASHINGTON UNIFIED	YOLO
Unused Sites	92/61796-00-000	WEST CONTRA COSTA UNIFIED	CONTRA COSTA
Unused Sites	92/65102-00-000	WEST SIDE UNION ELEMENTARY	LOS ANGELES
SFP – Mod.	57/66746-00-019	WESTMINSTER ELEMENTARY	ORANGE
SFP – Mod.	57/66746-00-000	WESTMINSTER ELEMENTARY	ORANGE
Unused Sites	92/64204-00-000	WESTWOOD UNIFIED	LASSEN

# ATTACHMENT A

Approved Consent Items on 11/28/2022

Program	Application No.	School District	County Name
Unused Sites	92/72769-00-000	WHEATLAND UNION HIGH	YUBA
Unused Sites	92/65136-00-000	WILLIAM S. HART UNION HIGH	LOS ANGELES
Unused Sites	92/72694-00-000	WINTERS JOINT UNIFIED	YOLO
Unused Sites	92/71035-00-000	WRIGHT ELEMENTARY	SONOMA
Unused Sites	92/71464-00-000	YUBA CITY UNIFIED	SUTTER

# Executive Officer Statement

OPSC/CEXECUTIVE OFFICER STATEMENT  
State Allocation Board Meeting, January 25, 2023

**RECENT PRIORITY FUNDING ROUNDS APPORTIONMENTS**

The October 26, 2022 Priorities in Funding Round represents \$802.6 million and 265 projects. As of January 6, 2023, OPSC has received valid fund release authorizations for 169 unique projects totaling to \$593.5 million in State funding.

The November 28, 2022 Priorities in Funding Round represents \$109.9 million dollars and 50 projects. As of January 6, 2023, OPSC has received valid fund release authorizations for 23 projects totaling to \$42.6 million.

**UPCOMING FILING ROUND FOR THE CALIFORNIA PRESCHOOL, TRANSITIONAL KINDERGARTEN AND FULL-DAY KINDERGARTEN FACILITIES GRANT PROGRAM**

The second filing round for the expanded California Preschool, Transitional Kindergarten and Full-Day Kindergarten Facilities Grant Program will open February 1, 2023 and close March 2, 2023. OPSC Online will be available for all applicants to complete the *Application for Funding* (Form SAB 70-01) and to submit the entire application package, including Financial Hardship Program documentation, electronically.

**WEBINAR – FINANCIAL HARDSHIP AND THE CALIFORNIA PRESCHOOL, TRANSITIONAL KINDERGARTEN AND FULL-DAY KINDERGARTEN FACILITIES GRANT PROGRAM**

In anticipation of the upcoming California Preschool, Transitional Kindergarten and Full-Day Kindergarten Facilities Grant Program (Program) filing round opening on February 1, 2023, OPSC conducted a free webinar via Zoom on January 18, 2023. The webinar provided information on accessing, completing, and submitting applications for this Program and the Financial Hardship Program, with a focus on completing applications in OPSC Online.

248 external participants attended this workshop, and the feedback from school districts and stakeholders has been overwhelmingly positive. A recording of the workshop is available on OPSC's YouTube Channel: <https://www.youtube.com/user/OPSCYou>

**JOINT AGENCY VIRTUAL OFFICE HOURS**

OPSC and the California Department of Education (CDE) will be hosting our [first monthly virtual office hours session](#) on Friday, February 3, 2023 from 11:00 a.m. to 12:00 p.m., no appointment is necessary. Future dates will be announced in the coming weeks.

Staff from both agencies will be available for all school districts and interested stakeholders on a drop-in basis to provide assistance in all areas of the plan review and approval process, funding application and approval process, and construction and funding closeout process that is required for state-funded programs.

**NEXT MEETING**

As a result of Senate Bill 189 (Chapter 48, Statutes of 2022), the Board is permitted to resume meetings remotely via Zoom and teleconference through June 30, 2023.

The next meeting is scheduled for Wednesday, February 22, 2023 at 4:00 p.m. by way of Zoom meeting and teleconference.

# Consent



State of California  
State Allocation Board

## SCHOOL FACILITY PROGRAM

This Resolution of the State Allocation Board (hereafter referred to as the “Board”) is applicable to the appropriate sections of the Education Code and is described and filed in the office of the Executive Officer and will be made available to all interested parties as the Resolution pertains to the documents attached hereto. Said documents were acted upon by the Board at its meeting on January 25, 2023.

WHEREAS, the Board has previously approved or determined to be approvable a number of projects for construction or modernization eligibility of facilities for school districts and is making apportionments and/or unfunded approvals for the grant amounts for projects that meet the Board’s criteria for the apportionment of grants pursuant to Education Code Sections 17072.10, 17078.52, 17078.70, 17079 or 17074.10 or Board Regulations 1859.81.1 or 1859.83;

WHEREAS, Treasury Regulations Section 1.150-2 require the State (on whose behalf the Board is acting) to declare its reasonable intent to provide grant funding to school districts, in accordance with Board policy and law, for costs of the projects with proceeds of State bonds.

NOW THEREFORE, BE IT RESOLVED:

1. This Resolution is adopted by the Board for the purposes of establishing compliance with Treasury Regulations Section 1.150-2 and this Resolution does not bind the Board to make any additional apportionment or bind the State to incur any indebtedness.
2. The Board anticipates that some or all of the school districts listed on the list of “Projects” referred to in this Resolution will pay certain capital expenditures in connection with some or all of the project’s cost prior to the issuance of bonds by the State to pay for the grants for the projects. The reimbursement of such costs is consistent with the State’s budgetary and financial circumstances, and in accordance with Board policy, as no other funds or accounts of the State have been budgeted or are available to pay the costs of the projects on either a short-term or a long-term basis.
3. The Board, acting on behalf of the State, hereby declares that it is the State’s official intent to use proceeds of general obligation bonds and/or General Fund proceeds that may become available for such purpose, consistent with the requirements of law that are in effect at the time the funds are available, to provide grants, in accordance with applicable, laws and regulations.
4. This Resolution shall be continuously available for inspection by the general public during normal business hours at the offices of the Board at 707 3<sup>rd</sup> Street, West Sacramento, California, commencing within one week after the date of enactment of this Resolution.
5. Any eligibility determination does not constitute a commitment of future funding by the Board.

## **SCHOOL FACILITY PROGRAM ELIGIBILITY ESTABLISHMENTS**

### **PURPOSE OF REPORT**

To present the Districts' requests for School Facility Program (SFP) eligibility approval.

### **DESCRIPTION**

The school districts shown in the following sections have complied with State Allocation Board (Board) regulations regarding new construction or modernization eligibility determinations for the projects listed.

### **RECOMMENDATIONS**

1. Approve the eligibility determinations for the districts/projects shown on the Attachment.
2. Provide that this approval of eligibility determination for the districts/projects listed does not constitute a commitment for future funding by the Board.
3. For purposes of any application for funding, provide that the district must comply with all requirements of law and regulations pertaining to the SFP.

## ELIGIBILITY APPROVALS MODERNIZATION

<u>District</u>	<u>School Name</u>	<u>County</u>	<u>Application Number 57/</u>	<u>Justification Document Date</u>	<u>Site Baseline Eligibility K-6</u>	<u>Site Baseline Eligibility 7-8</u>	<u>Site Baseline Eligibility 9-12</u>	<u>Site Baseline Eligibility Non Severe</u>	<u>Site Baseline Eligibility Severe</u>
Del Norte County Unified	Peacock (Mary) Elementary	Del Norte	61820-00-000	10/20/2022	300	0	0	13	9
Del Norte County Unified	Redwood Elementary	Del Norte	61820-00-000	11/9/2022	100	108	0	7	0
Hermosa Beach City Elementary	Hermosa Vista Elem. (AKA North Elem.)	Los Angeles	64600-00-000	3/24/2017	325	0	0	0	0
Moreno Valley Unified	Seneca Elementary	Riverside	67124-00-000	3/23/2018	415	0	0	45	0
Mountain View Elementary	Voorhis (Jerry) Elementary	Los Angeles	64816-00-000	11/14/2022	464	0	0	13	0

## **SCHOOL FACILITY PROGRAM ELIGIBILITY ADJUSTMENTS**

### **PURPOSE OF REPORT**

To adjust the baseline eligibility for new construction and modernization projects under the Leroy F. Greene School Facilities Act of 1998.

### **DESCRIPTION**

The districts listed on Attachment A have received eligibility approval for new construction. There has been a change in their baseline in accordance with the California Code of Regulations relating to the Leroy F. Greene School Facilities Act of 1998, Section 1859.51.

The districts listed on Attachment B have received eligibility approval for modernization. There has been a change in their baseline in accordance with the California Code of Regulations relating to the Leroy F. Greene School Facilities Act of 1998, Section 1859.61.

### **RECOMMENDATIONS**

1. Approve an adjustment to the new construction eligibility baseline determination as shown on Attachment A.
2. Approve an adjustment to the modernization eligibility baseline determination as shown on Attachment B.
3. Provide that this approval of adjusted eligibility determination does not constitute a commitment for future funding by the State Allocation Board.

## **KEY TO ADJUSTMENTS**

### **NEW CONSTRUCTION ONLY**

- (a) Reduced by the number of pupils provided grants in a new construction School Facility Program (SFP) project and by the number of pupils that received a Preliminary Apportionment pursuant to Section 1859.140 or a Preliminary Charter School Apportionment pursuant to Regulation Section 1859.162.2.
- (b) Reduced by the number of pupils housed, based on the loading standards pursuant to Ed. Code Section 17071.25(a)(2)(A), in a new construction LPP project funded under the provisions of the LPP pursuant to Regulation Section 1859.12 or 1859.13.
- (c) Reduced by the number of pupils housed in additional classrooms constructed or purchased based on the loading standards, pursuant to Ed. Code Section 17071.25(a)(2)(A), in a modernization SFP project.
- (d) Adjusted as a result of audit findings made pursuant to Regulation Sections 1859.90 and 1859.105.
- (e) Increased/decreased by changes in projected enrollment in subsequent enrollment reporting years, except as provided in (j) below.
- (f) Adjusted as a result of errors or omissions by the district or by the Office of Public School Construction (OPSC).
- (g) Adjusted as result of amendments to the SFP Regulations that affect the eligibility.
- (h) Increased by the number of pupils eligible for grants pursuant to Regulation Section 1859.82(a).
- (i) Reduced by the number of pupils housed in classrooms provided after the baseline eligibility was determined by the State Allocation Board, with 12 exceptions at Regulation Section 1859.51(i).
- (j) For Small School Districts, following a 3-year period after the district's eligibility was approved by the Board, decreased by any reduction in projected enrollment, and by any increase in pupils in the latest CDE operational grant report per Ed. Code Sec. 42268.
- (k) Adjusted for any changes in classroom inventory as a result of a reorganization election.
- (l) For classroom loading standards adopted by the Board for non-severely and severely disabled individuals with exceptional needs.
- (m) As directed by the SAB due to finding a Material Inaccuracy pursuant to Section 1859.104.1.
- (n) Increased by the number of pupils that received a Preliminary Apportionment that was rescinded pursuant to Section 1859.148 or a Preliminary Charter School Apportionment that was rescinded pursuant to Section 1859.166.
- (o) Adjusted for operational grant changes as determined/provided by the California Department of Education.
- (p) For High School Attendance Area (HSAA) districts with Preliminary Apportionments within the 2002 or 2004 Critically Overcrowded School Facilities Account, adjusted in accordance with Regulation Section 1859.51(p)(1), (2), or (3).
- (q) Adjusted by the difference between the Alternative Enrollment Projection for the current enrollment reporting year and the projected enrollment determined pursuant to Section 1859.42 for the current enrollment reporting year, or by the eligibility remaining from this calculation that can no longer be utilized if the funds made available pursuant to EC Section 17071.75(a)(1)(A) have been exhausted.
- (r) Adjusted per Ed. Code Sec. 17071.75(b)(2) by the number of pupils housed, based on the loading standards per Ed. Code Sec. 17071.25(a)(2)(A), in any classroom(s) where title was relinquished to the School District receiving the transferred classrooms.

## **KEY TO ADJUSTMENTS**

### **MODERNIZATION ONLY**

- (a) Reduced by the number of pupils provided grants in a modernization SFP project or CSFP Rehabilitation project at the specific site.
- (b) Reduced by the number of pupils housed, based on the loading standard pursuant to EC Section 17071.25(a)(2), in a modernization LPP project funded under the LPP pursuant to Regulation Section 1859.14 and 1859.15.
- (c) Increased by changes in projected enrollment in subsequent enrollment reporting years.
- (d) (1) Increased for additional facilities not previously modernized with State funds, that become 25 years old, if permanent, or 20 years old, if portable or, (2) as a result of audit findings made pursuant to Regulation Sections 1859.90 and 1859.105.
- (e) Adjusted as a result of errors or omissions by the district or by the OPSC.
- (f) Adjusted as result of amendments to the Subgroup 5.5 Regulations that affect the eligibility.
- (g) For classroom loading standards adopted by the Board for non-severely and severely disabled individuals with exceptional needs.
- (h) As directed by the SAB due to finding a Material Inaccuracy pursuant to Regulation Section 1859.104.1.
- (i) Increased for facilities previously modernized with State funds, which qualify for an additional modernization apportionment pursuant to Regulation Section 1859.78.8.
- (j) Adjusted as a result of the Reconfiguration of an existing high school under the Small High School Program.
- (k) Decreased for facilities that were deemed eligible for modernization pursuant to Regulation Sections 1859.60 and 1859.61(d) and subsequently replaced, or will be replaced under a signed contract for construction or acquisition of facilities, in a project funded by the district without participation from the State.
- (l) Adjusted as a result of replaced eligible portables funded with the Overcrowding Relief Grant, per Ed. Code Section 17079 et seq.
- (m) Adjusted as a result of classrooms demolished and replaced pursuant to Regulation Section 1859.82.

State Allocation Board Meeting, January 25, 2023  
**ATTACHMENT A**

District: Etiwanda Elementary  
Attendance Area: District-Wide  
County: San Bernardino  
Application Number: 50/67702-00-000

	Adjustment Type	K-6	7-8	9-12	Non-Severe	Severe
Current Baseline Eligibility		3,542	-440	0	146	31
Adjustment Per This Item	e	-1,530	-290	0	26	109
<b>Net Baseline Eligibility</b>		2,012	-730	0	172	140

District: Hanford Elementary  
Attendance Area: District-Wide  
County: Kings  
Application Number: 50/63917-00-000

	Adjustment Type	K-6	7-8	9-12	Non-Severe	Severe
Current Baseline Eligibility		423	-255	0	-15	0
Adjustment Per This Item	e	-325	-172	0	39	0
<b>Net Baseline Eligibility</b>		98	-427	0	24	0

District: Los Angeles Unified  
Attendance Area: Districtwide  
County: Los Angeles  
Application Number: 50/64733-00-000

	Adjustment Type	K-6	7-8	9-12	Non-Severe	Severe
Current Baseline Eligibility		-54,520	7,420	-30,023	5,775	-7,846
Adjustment Per This Item	c	-25	0	0	0	0
<b>Net Baseline Eligibility</b>		-54,545	7,420	-30,023	5,775	-7,846

District: Pittsburg Unified  
Attendance Area: District-Wide  
County: Contra Costa  
Application Number: 50/61788-00-000

	Adjustment Type	K-6	7-8	9-12	Non-Severe	Severe
Current Baseline Eligibility		2,304	112	452	-157	89
Adjustment Per This Item	e	-1,338	-254	505	-119	15
<b>Net Baseline Eligibility</b>		966	-142	957	-276	104

State Allocation Board Meeting, January 25, 2022  
**ATTACHMENT A**

District: Santa Maria-Bonita  
Attendance Area: District-Wide  
County: Santa Barbara  
Application Number: 50/61788-00-000

	<i>Adjustment Type</i>	<i>K-6</i>	<i>7-8</i>	<i>9-12</i>	<i>Non-Severe</i>	<i>Severe</i>
<i>Current Baseline Eligibility</i>		430	228	0	127	35
<i>Adjustment Per This Item</i>	e	3,043	-67	0	-141	184
<b><i>Net Baseline Eligibility</i></b>		3,473	161	0	-14	219

District: Sequoia Union High  
Attendance Area: Carlmont,Menlo,Sequoia,Redwood  
County: San Mateo  
Application Number: 50/69062-01-000

	<i>Adjustment Type</i>	<i>K-6</i>	<i>7-8</i>	<i>9-12</i>	<i>Non-Severe</i>	<i>Severe</i>
<i>Current Baseline Eligibility</i>		0	0	0	-25	118
<i>Adjustment Per This Item</i>	f	0	0	406	-2	-3
<i>Adjustment Per This Item</i>	f	0	0	112	1	-13
<i>Adjustment Per This Item</i>	e	0	0	-1,305	2	-13
<i>Adjustment Per This Item</i>	i	0	0	-378	0	0
<b><i>Net Baseline Eligibility</i></b>		0	0	-1,165	-24	89

District: Soquel Union Elementary  
Attendance Area: District-Wide  
County: Santa Cruz  
Application Number: 50/69849-00-000

	<i>Adjustment Type</i>	<i>K-6</i>	<i>7-8</i>	<i>9-12</i>	<i>Non-Severe</i>	<i>Severe</i>
<i>Current Baseline Eligibility</i>		-5	-189	0	-15	14
<i>Adjustment Per This Item</i>	c	-50	0	0	0	0
<b><i>Net Baseline Eligibility</i></b>		-55	-189	0	-15	14

District: Walnut Valley Unified  
Attendance Area: District-Wide  
County: Los Angeles  
Application Number: 50/73460-00-000

	<i>Adjustment Type</i>	<i>K-6</i>	<i>7-8</i>	<i>9-12</i>	<i>Non-Severe</i>	<i>Severe</i>
<i>Current Baseline Eligibility</i>		1,105	-401	-1,302	-13	6
<i>Adjustment Per This Item</i>	e	70	8	-124	-17	15
<b><i>Net Baseline Eligibility</i></b>		1,175	-393	-1,426	-30	21



State Allocation Board Meeting, January 25, 2023  
**ATTACHMENT B**

District: Del Norte County Unified  
School Name: Redwood Elementary  
County: Del Norte  
Application Number: 57/61820-00-000

	<i>Adjustment Type</i>	<i>K-6</i>	<i>7-8</i>	<i>9-12</i>	<i>Non-Severe</i>	<i>Severe</i>
<i>Current Baseline Eligibility</i>		100	108	0	7	0
<i>Adjustment Per This Item</i>	c	0	0	0	5	0
<b><i>Net Baseline Eligibility</i></b>		100	108	0	12	0

District: Hermosa Beach City Elementary  
School Name: Hermosa View Elementary  
County: Los Angeles  
Application Number: 57/64600-00-000

	<i>Adjustment Type</i>	<i>K-6</i>	<i>7-8</i>	<i>9-12</i>	<i>Non-Severe</i>	<i>Severe</i>
<i>Current Baseline Eligibility</i>		0	0	0	0	0
<i>Adjustment Per This Item</i>	d1	0	0	0	0	0
<i>Adjustment Per This Item</i>	c	76	0	0	0	8
<b><i>Net Baseline Eligibility</i></b>		76	0	0	0	8

District: San Rafael City Elementary  
School Name: Venetia Valley (Aka Gallinas Elementary)  
County: Marin  
Application Number: 57/65458-00-000

	<i>Adjustment Type</i>	<i>K-6</i>	<i>7-8</i>	<i>9-12</i>	<i>Non-Severe</i>	<i>Severe</i>
<i>Current Baseline Eligibility</i>		0	0	0	0	0
<i>Adjustment Per This Item</i>	c	96	49	0	0	0
<b><i>Net Baseline Eligibility</i></b>		96	49	0	0	0

District: Simi Valley Unified  
School Name: Royal High  
County: Ventura  
Application Number: 57/72603-00-000

	<i>Adjustment Type</i>	<i>K-6</i>	<i>7-8</i>	<i>9-12</i>	<i>Non-Severe</i>	<i>Severe</i>
<i>Current Baseline Eligibility</i>		0	0	641	5	1
<i>Adjustment Per This Item</i>	d1	0	0	173	5	2
<b><i>Net Baseline Eligibility</i></b>		0	0	814	10	3

APPLICANT DATA
----------------

<b>Applicant:</b>	Armona Union Elementary	<b>PTN:</b>	63875 - 14
<b>Application No:</b>	57/63875-00-002	<b>County:</b>	Kings
<b>School Name:</b>	Armona Elementary		

HISTORY OF PROJECT FUNDING
----------------------------

	Fund Code	Proposition	Previously Authorized	Authorized This Action	State Apportionment This Action
<b>State Share</b>					
<b>Mod/Add. Grant</b>	001-2223	GF	\$ 3,421,913.00		
<b>Applicant Share</b>					
<b>District Contribution</b>			2,281,275.33	\$ (1,891,999.04)	
<b>Financial Hardship</b>	001-2223	GF		1,891,999.04	\$ 1,891,999.04
<b>Total</b>			<u>\$ 5,703,188.33</u>	<u>\$ 0.00</u>	<u>\$ 1,891,999.04</u>
<b>Funding Source: General Funds FY 2022/2023</b>					

APPLICATION DATA
------------------

<b>Type of Project:</b>	Elementary School
<b>Pupils Assigned Under 50 Yrs:</b>	<b>K-6:</b> 550
	<b>Non-Severe:</b> 13
<b>Recommended Acres:</b>	7.8
<b>Existing Acres:</b>	8.69

PROGRAM GRANT DATA
--------------------

<b>Accessibility Fire Grant</b>	\$	96,502.00
<b>Base Grant - Under 50Yr</b>	\$	3,216,749.00
<b>Fire Detection</b>	\$	103,892.00
<b>Project Assistance</b>	\$	4,770.00
<b>Total State Share (60%)</b>		3,421,913.00
<b>Applicant Share (40%)</b>		2,281,275.33
<b>Total Project Cost</b>	\$	<u>5,703,188.33</u>

STIPULATED TERMS & NEXT STEPS
-------------------------------

This application is being amended to correct the Financial Hardship status and funding amount for the project.

A valid Fund Release Authorization (Form SAB 50-05) must be signed by the designated District Representative and must be received by the Office of Public School Construction prior to 11:59 p.m. within 365 calendar days of SAB approval of the Apportionment for this project. The form may be submitted electronically via OPSC Online or via email to [OPSCApplicationReviewTeam@dgs.ca.gov](mailto:OPSCApplicationReviewTeam@dgs.ca.gov).

The Applicant shall ensure that it is in compliance with all applicable laws, regulations and certifications it made on the program forms.

The Applicant is required to submit a signed Grant Agreement for the project prior to or concurrent with a valid Fund Release Authorization (Form SAB 50-05). Failure to submit an executed Grant Agreement and valid Form SAB 50-05 prior to the deadline shall result in the Apportionment being rescinded without further board action.

The Applicant is responsible for ensuring that the project is compliant with Prevailing Wage Monitoring and/or Labor Compliance Program requirements at the time construction contracts are executed and/or construction commenced.

The Applicant qualifies for financial hardship pursuant to School Facility Program Regulation Section 1859.81(c)(1). The Applicant's outstanding bonded indebtedness as of November 4, 2022, is at least 60 percent of its total bonding capacity.

**SCHOOL DISTRICT DATA**

Application Number: 50/64477-00-010  
 County: Los Angeles  
 Financial Hardship: Yes

School District: Eastside Union  
 School Name: Cole (Gifford) Middle  
 Date of Financial Hardship Status: November 17, 2009

The District qualifies for financial hardship pursuant to SFP Regulation Section 1859.81(c)(1).

**PURPOSE OF REPORT**

To recommend accounting revisions to a Close Out previously approved at the August 26, 2020 State Allocation Board meeting.

**DESCRIPTION**

This item is to amend the financial hardship grant previously adjusted at the August 26, 2020 State Allocation Board meeting. This project has savings in the amount of \$161,315.00 and interest earned of \$3,531.00. The District has concurred with the revised findings and has agreed to annually report usage of State funds savings in the amount of \$164,846.00.

**Detail of Final Cost & Financing**

<b>Budget Item</b>	<b>Currently Approved</b>	<b>Required Change</b>	<b>Revised Approval</b>
SFP New Construction	\$612,417.50	\$80,657.50	\$693,075.00
SFP Service Site	28,755.00	0.00	28,755.00
SFP Utilities	7,755.00	0.00	7,755.00
SFP Small School	83,169.00	0.00	83,169.00
SFP Financial Hardship	504,988.50	80,657.50	585,646.00
SFP Fire Detection/Alarm	1,050.00	0.00	1,050.00
SFP Labor Compliance Program	13,021.00	0.00	13,021.00
<b>Total State Apportionment</b>	<b>\$1,251,156.00</b>	<b>\$161,315.00</b>	<b>\$1,412,471.00</b>

<b>Financing</b>	<b>Currently Approved</b>	<b>Required Change</b>	<b>Revised Approval</b>
State (SFP)	\$746,167.50	\$80,657.50	\$826,825.00
District Contribution	241,179.00	0.00	241,179.00
Financial Hardship (SFP)	504,988.50	80,657.50	585,646.00
<b>Total Project Costs</b>	<b>\$1,492,335.00</b>	<b>\$161,315.00</b>	<b>\$1,653,650.00</b>

**RECOMMENDATIONS**

1. Approve an increase of \$161,315.00 in the total project cost from \$1,492,335.00 to \$1,653,650.00.
2. Approve an increase of \$80,657.50 in the State Apportionment [Bonds/2004-Mar.; 055-500] from \$746,167.50 to \$826,825.00.
3. Approve an increase of \$80,657.50 in the Financial Hardship Contribution [Bonds/2004-Mar.; 055-500] from \$504,988.50 to \$585,646.00.
4. Approve the return of interest to the District in the amount of \$3,531.00.

**SCHOOL DISTRICT DATA**

Application Number: 51/67181-00-001  
 County: Riverside  
 Financial Hardship: Yes

School District: Palo Verde Unified  
 School Name: Appleby (Felix J.) Elementary  
 Date of Financial Hardship Status: November 15, 2007

The District qualifies for financial hardship pursuant to SFP Regulation Section 1859.81(c)(1).

**PURPOSE OF REPORT**

To recommend accounting revisions to close out a completed project.

**DESCRIPTION**

This item is to amend the financial hardship grant previously adjusted at the March 23, 2022 State Allocation Board meeting. This project has savings in the amount of \$532,591.00 and interest earned of \$11,118.37. The District has concurred with the revised findings and has agreed to annually report usage of State funds savings in the amount of \$543,709.37.

**Detail of Final Cost & Financing**

<b>Budget Item</b>	<b>Currently Approved</b>	<b>Required Change</b>	<b>Revised Approval</b>
SFP New Construction	\$4,595,154.50	\$266,295.50	\$4,861,450.00
SFP Site Acquisition	46,350.00	-	46,350.00
SFP Site Other	25,000.00	-	25,000.00
SFP Service Site	474,862.00	-	474,862.00
SFP General Site	505,185.00	-	505,185.00
SFP Offsite	777,839.00	-	777,839.00
SFP Utilities	160,098.00	-	160,098.00
SFP Geographic Index	1,076,845.00	-	1,076,845.00
SFP Financial Hardship	7,029,190.50	266,295.50	7,295,486.00
SFP Site DTSC Fee	5,653.00	-	5,653.00
SFP Fire Detection/Alarm	5,500.00	-	5,500.00
SFP Fire Sprinklers	81,950.00	-	81,950.00
SFP Labor Compliance Program	42,152.00	-	42,152.00
<b>Total State Apportionment</b>	<b>\$14,825,779.00</b>	<b>\$532,591.00</b>	<b>\$15,358,370.00</b>

<b>Financing</b>	<b>Currently Approved</b>	<b>Required Change</b>	<b>Revised Approval</b>
State (SFP)	\$7,796,588.50	\$266,295.50	\$8,062,884.00
District Contribution	767,398.00	-	767,398.00
Financial Hardship (SFP)	7,029,190.50	266,295.50	7,295,486.00
<b>Total Project Costs</b>	<b>\$15,593,177.00</b>	<b>\$532,591.00</b>	<b>\$16,125,768.00</b>

## **RECOMMENDATIONS**

1. Approve an increase of \$532,591.00 in the total project cost from \$15,593,177.00 to \$16,125,768.00.
2. Approve an increase of \$266,295.50 in the State Apportionment [Bonds/2006-Nov.; 057-500] from \$7,796,588.50 to \$8,062,884.00.
3. Approve an increase of \$266,295.50 in the Financial Hardship Contribution [Bonds/2006-Nov.; 057-500] from \$7,029,190.50 to \$7,295,486.00.
4. Approve the return of interest to the District in the amount of \$11,118.37.

REPORT OF THE EXECUTIVE OFFICER  
State Allocation Board Meeting, January 25, 2023

**SCHOOL DISTRICT DATA**

School District: Banning Unified  
Application Number(s): 57/66985-00-006

County: Riverside  
School Name: Banning High

**PURPOSE OF REPORT**

To present a School Facility Program (SFP) Modernization project Apportionment for rescission.

**DESCRIPTION**

On September 21, 2022, State Allocation Board (Board) approved the District's funding application for placement on the Unfunded List (Lack of AB 55 Loans). As a result of funds being provided from the General Fund, expedited apportionments were offered to all districts whose projects were approved for placement on the Unfunded List (Lack of AB 55 loans) at the September meeting. While the District initially submitted a request for an expedited Apportionment, it later submitted a withdrawal of that request on October 7, 2022. However, OPSC staff did not process the withdrawal. Therefore, this project was inadvertently included in the Board agenda and received a Priority Funding Apportionment at the November 28, 2022 Board meeting. To correct the error, Staff is presenting this rescission of the Apportionment. The District will not receive an occurrence for this oversight; it will be placed back on the Unfunded List (Lack of AB 55 Loans) with a Board approval date of September 21, 2022 with no occurrences for this rescission.

**AUTHORITY**

SFP Regulation Section 1859.90.2(e)(4) states, "Districts may decline to submit a request outside the normal 30-calendar day filing period without consequence. If the option to submit a request is declined, the requirements to participate in the standard 30-calendar day filing periods specified in (a) above remain in effect."

**RECOMMENDATIONS**

1. Rescind the Apportionment for the District's application listed above.
2. Approve a decrease of \$5,685,610.00 in the Apportionment [General Fund; 001-2223] from \$5,685,610.00 to \$0.00 and decrease the Financial Hardship Apportionment [General Fund; 001-2223] from \$2,298,541.67 to \$0.00.
3. Place the application on the Unfunded List (Lack of AB 55 Loans) with a Board approval date of September 21, 2022.

## SCHOOL DISTRICT DATA

School District: Shoreline Unified  
Application Number: 55/73361-00-001  
Total District Enrollment: 485

County: Marin  
School Name: Tomales High  
Project Grade Level: 9-12  
Financial Hardship: No

### PURPOSE OF REPORT

To present the District's request to approve a change in scope for the School Facility Program (SFP) Career Technical Education Facilities Program (CTEFP) project.

### DESCRIPTION

The District is requesting that the State Allocation Board (Board) approve a change in scope for an SFP CTEFP project at Tomales High School, Application Number 55/73361-00-001.

The Board approved the application for placement on the Unfunded List (Lack of AB 55 Loans) for the District's Agricultural Mechanics, Agriscience, and Sustainable Pathways project at the September 2020 meeting in the amount of \$2,996,852. The Board approved a subsequent Priority Funding Apportionment at the April 28, 2021, meeting. The project consists of five classrooms comprised of 8,163 square feet, plus a 720 square foot greenhouse, for a total of 8,883 square feet of enclosed space.

The District submitted a *School District Appeal Request* (Form SAB 189) on July 25, 2022 requesting that the Board approve a reduction of scope to 8,579 square feet of which 6,509 feet will be enclosed space.

If the Board approves the District's Appeal Request, the District will receive \$2,984,641 as the total State grant amount.

### AUTHORITY

See Attachment A.

### BACKGROUND

The District is a small school district located in Marin County and had a 2021/2022 student enrollment of 485. Tomales High School serves grades 9-12 with a 2021/2022 student enrollment of 145.

## BACKGROUND (cont.)

The District submitted a CTEFP Funding Application during Cycle 6 for new Career Technical Education facilities in the Agriculture and Natural Resources Industry Sector on June 16, 2020. The project was approved for placement on the Unfunded List (Lack of AB 55 Loans) on September 30, 2020, and then received an Apportionment as a reservation of funds on April 28, 2021 (Attachment C). The \$2,996,852 awarded for the project included grants for the construction of a new facility, associated site development, and equipment for the program.

As a reservation of funds, the District was provided 12 months from the Apportionment date (until April 28, 2022) to submit the required California Department of Education (CDE) and Division of the State Architect (DSA) plan approvals to the Office of Public School Construction (OPSC). The District submitted CDE and DSA plans approvals for the original scope of work on April 25, 2022, satisfying the 12-month Time Limit on Apportionment. However, the plans included changes compared to the original proposed project that was approved by the Board.

While designing the plans, the District realized they would not be able to complete the scope of the project as submitted, within the project budget available to them, so the project scope was reduced. Upon approval of revised plans by CDE and in discussion with OPSC staff, OPSC advised the District that the scope change would require approval of the Board. Following discussions with CDE and OPSC on July 25, 2022, the District submitted the attached *School District Appeal Request* (Form SAB 189) on July 25, 2022, which is included as Attachment B.

### *Status of the Project*

The District obtained updated CDE and DSA plan approval on June 9, 2022. The District plans to start the bidding process for modular buildings this spring, after the Board's consideration of the scope change request. Construction is anticipated to begin in summer of 2024.

## STAFF ANALYSIS/STATEMENTS

### **District Position**

As noted in its Form SAB 189, the District respectfully requests the Board “to approve a change in scope with the Career Technical Education (CTE) Facilities Program, Agricultural, Agriscience, and Sustainable Agricultural pathways, project at Tomales High School.

During the design of the project plans, it become [sic] apparent that the district would not be able to construct the project as originally proposed with the combined state grant and required district match. The district did not have any additional capital facility funds to make up the estimated cost increase and inflation realized between the initial 2018 cost estimate and the 2022 construction scheduled. As a result, the architect, district, and advisory committee worked together to design a project that would fit within budgetary constraints, but without sacrificing the district's ability to carry out the CTE programs.”



The full text of the District's request is included as Attachment B.

### STAFF ANALYSIS/STATEMENTS (cont.)

#### **Staff Position**

The District requests to amend the originally approved scope of work for its CTEFP funding application (55/73361-00-001). The amended scope includes cost savings by the overall reduction of square footage. The Ag Mechanics Shop Room enclosed square footage of approximately 1,900 square feet (when not including the storage and walk-in cooler spaces) to a 1,350 square foot of partially enclosed and covered area, representing an approximately 650 square feet reduction. The welding class activities will be moved to the Agriscience Shop room which will be enlarged by about 280 square feet to accommodate the relocated welding areas. Additionally, the storage and walk-in cooler spaces originally contained within the Ag Mechanics Shop Room will be constructed as independent structures. A full overview of the proposed changes is included in Attachment B.

Staff reviewed the District's request and determined that the overall scope of work to construct five classroom spaces and greenhouse space to administer the District's CTE program has remained the same. Additionally, OPSC has consulted with CDE and confirmed the new scope of work would not impact the District's CTEFP application score. Therefore, the new scope of work meets the same relevant career technical education curriculum and facility needs to increase student achievement as required by statute.

As a result of the updated construction plans, the revised scope of work will result in a reduction in the Total Approved Project Cost in the amount of \$24,422. The State's share of the reduction is \$12,211.

#### **Conclusion**

Staff supports the District's request to change the scope of work in the project. The resulting facilities included in the new construction plans are consistent with the original scope of the project. Additionally, CDE has confirmed that the scope change does not change the CTEFP score originally assigned to the Grant Application submitted to CDE.

### RECOMMENDATION

Approve the District's appeal request and approve the project Apportionment as shown on Attachment D.

## ATTACHMENT A

### School Facility Program (SFP) Regulation Section 1859.193

A Career Technical Education Facilities Project may construct a new facility or modernize or Reconfigure an existing school building. The Application for Career Technical Education Facility funding may accompany an Application for new construction funding pursuant to Section 1859.70 or may be submitted independently. The applicant must identify square footage of the Career Technical Education Facility being constructed, modernized, reconfigured or equipped, on the funding Application. Equipment purchased under the Career Technical Education Facilities Program must have an average useful life expectancy of at least ten years pursuant to Education Code 17078.72(a). An Application for a Career Technical Education Facilities Project may consist entirely of equipment.

...

(b) For stand-alone new construction of a Career Technical Education Facilities Project, the grant amount shall be the lesser of either (1) or (2):

(1) The sum of the costs uniquely related to facilities required to provide Career Technical Education as determined below:

(A) 50 percent of the cost of construction of the Career Technical Education Facilities Project, as determined by the project architect, subject to OPSC review and approval.

(B) 50 percent of the cost to equip the Career Technical Education Facilities Project with necessary equipment.

(C) 50 percent of site development work that meets the following criteria:

1. It is necessary and applicable to the Career Technical Education Facilities Project.

2. It meets the requirements for site development costs as outlined in Section 1859.76.

(D) For public works projects awarded on January 1, 2012 through June 19, 2014, the prevailing wage monitoring and enforcement costs as prescribed in Section 1859.71.4(c), if required by the Labor Code.

(2) \$3 million per Career Technical Education Facilities Project.

(3) If the district is requesting funding for site development work applicable to the Career Technical Education Facilities Project, the district must submit a detailed cost estimate and appropriate DSA approved plans with the Form SAB 50-10. The cost estimate must include appropriate justification documents that indicate the work is necessary to complete the Career Technical Education Facilities Project and conform to the requirements in Section 1859.76.

(4) Utility service(s) cost shall be prorated, if necessary, for any excess capacity not needed to service the Career Technical Education Facilities Project.

(5) Pursuant to Labor Code Section 1771.3 in effect on January 1, 2012 through June 19, 2014, any public works project paid in whole or in part from public funds that are derived from bonds issued by the State and for which the construction contract is awarded on January 1, 2012 through June 19, 2014, is subject to DIR monitoring and enforcement of compliance with applicable prevailing wage requirements, unless the

project is exempt from this requirement pursuant to Labor Code Section 1771.3(b) in effect on January 1, 2012 through June 19, 2014.

(6) Any school district failing to meet the requirements of (b)(5) shall return to the State any State funding for the project, including interest, at the rate paid on moneys in the Pooled Money Investment Account or at the highest rate of interest for the most recent issue of State general obligation bonds as established pursuant to the Chapter 4 (commencing with Section 16720), of Part 3 of Division 4 of Title 2 of the Government Code, whichever is greater. Interest to be returned shall be calculated from the date at which funds were received by the school district until the date of the Board's finding.

(7) If the DIR revokes the district's internal LCP's approval and the district fails to provide appropriate prevailing wage monitoring through the DIR or other exemptions as specified in Labor Code Section 1771.3 in effect on January 1, 2012 through June 19, 2014, the school district shall return to the State any State funding received for the project, including interest, as calculated in subsection (b)(6) above, for any construction projects for which the violations occurred.



July 8, 2022

Haley Jenson, Project Manager  
Tracy Sharp, Program Services Supervisor  
Office of Public School Construction  
707 Third St  
West Sacramento, CA 95605

**RE: APPEAL TO THE STATE ALLOCATION BOARD**

Dear Ms. Sharp and Jenson:

The Shoreline Unified School District is hereby submitting an appeal to the State Allocation Board (SAB) to approve a change in scope with its Career Technical Education Facilities Program, Agricultural Mechanics, Agriscience, and Sustainable Agriculture pathways, project at Tomales High School (Office of Public School Construction Application Number 55/73361-00-001). Attached to this letter, therefore, please find the following documents:

- *School District Appeal Request* (Form SAB 189)
- Attachment to Form SAB 189 including the referenced exhibits
- Updated cost estimate

Should you have any questions or wish to discuss the appeal further, please don't hesitate contact me at (707) 878-2266 or [adam.jennings@shorelineunified.org](mailto:adam.jennings@shorelineunified.org) at any time. Thank you in advance for your time and consideration in presenting our appeal to the Board.

Sincerely,

Adam Jennings  
Superintendent

**SCHOOL DISTRICT APPEAL REQUEST**

SCHOOL DISTRICT Shoreline Unified	APPLICATION NUMBER 55/73361-00-001
SCHOOL NAME Tomaes High	COUNTY Marin
DISTRICT REPRESENTATIVE Adam Jennings, Superintendent	E-MAIL ADDRESS adam.jennings@shorelineunified.org

**Purpose of Request:**

The Shoreline Unified School District is respectfully requesting the State Allocation Board to approve a change in scope with the Career Technical Education Facilities Program project at Tomaes High School, OPSC Application Number 55/73361-00-01.

**Basis of Request:**

- ☐ Law (Statute) \_\_\_\_\_
- ☐ Regulation \_\_\_\_\_
- ☒ Other (specify) CTE Change of Scope Projects Policy

**Description:**

Please see attachment.

SIGNATURE OF AUTHORIZED DISTRICT REPRESENTATIVE

DATE

7/13/22

**ATTACHMENT TO APPEAL REQUEST  
(FORM SAB 189)**

**REASON FOR APPEAL**

The Shoreline Unified School District is respectfully requesting the State Allocation Board (SAB) to approve a change in scope with the Career Technical Education (CTE) Facilities Program, Agricultural Mechanics, Agriscience, and Sustainable Agriculture pathways, project at Tomales High School.

**BACKGROUND**

*California Department of Education (CDE), Office of Public School Construction (OPSC) and SAB Approved Project*

The Agricultural Mechanics, Agriscience, and Sustainable Agriculture pathway CTE project approved by CDE and OPSC received an unfunded approval at the September 30, 2020 SAB meeting and a state apportionment of \$2.997 million at the April 28, 2021 SAB meeting. The SAB approved a total of five (5) classrooms in 8,163 square feet plus a 720 square foot greenhouse. Two of the five classrooms were proposed to be newly constructed while the remaining three classrooms were proposed to be modernized for continued CTE purposes. Following is a breakdown of the CTE project facilities approved by the SAB:

Room ID & General Scope	Original Project Proposal		
	# CRs	Sq Ftg (SF)	Use / Classes
Agriscience Shop 101 Modernization	1	3,436	Intro to, Intermediate & Advanced Sustainable Agriculture
Ag Mechanics Classroom 201 Modernization	1	760	Intro to Ag Mechanics
Agriscience Classroom 301 Modernization	1	760	Intro to Agriscience
Greenhouse 102 (considered unenclosed) New Construction	0	720	Advanced Agriscience & Sustainable Agriculture
Gardening / Outdoor Classroom Existing	0	0	Intro to & Intermediate Sustainable Agriculture
Ag Mechanics Shop 202 New Construction	1	2,051	Intermediate & Advanced Ag Mechanics; Storage; Walk-in Cooler
Agriscience Classroom 302 New Construction	1	1,156	Intermediate & Advanced Agriscience
<b>Total enclosed &amp; unenclosed area</b>	<b>5</b>	<b>8,883</b>	
<b>OPSC-recognized SF which excludes the greenhouse area</b>	<b>5</b>	<b>8,163</b>	

The district requested a reservation of funds, so as a caveat to receiving the apportionment, the district had to submit the project plan approvals from the CDE and Division of the State Architect within 12 months of the apportionment.

#### *Revised Project Proposed*

During the design of the project plans, it became apparent that the district would not be able to construct the project as originally proposed with the combined state grant and required district match. The district did not have any additional capital facility funds to make up the estimated cost increase and inflation realized between the initial 2018 cost estimate and 2022 construction schedule. As a result, the architect, district, and advisory committee worked together to design a project that would fit within the budgetary constraints, but without sacrificing the district's ability to carry out the CTE programs.

Most of the project will remain the same as originally approved by the CDE, OPSC, and SAB. The portion of the project that has been revised is best summarized as follows and as graphically represented on the site plans attached comparing the original versus proposed project plans:

- The 8,883 square feet of approved enclosed and partially enclosed area will be reduced to 8,579 square feet representing a reduction of only 304 square feet.
- The 8,163 square feet of approved and enclosed area as recognized by OPSC (OPSC excludes unenclosed and partially enclosed area in its square footage calculations pursuant to program regulations) will be reduced to 6,509 square feet representing a reduction of 1,654 square feet.
- The adjustments to the square footage reflected above are a result of the following project plan revisions:
  - 1) The Ag Mechanics Shop Room 202, to be newly constructed, will convert from a fully enclosed area of approximately 1,900 square feet (when not including the storage and walk-in cooler spaces) to a 1,350 square foot partially enclosed and covered area, representing an approximate 650 square foot reduction. Welding classes and activities will be moved from this space to the Agriscience Shop Room 101.
  - 2) The Agriscience Classroom 302, to be newly constructed, will remain fully enclosed and increase 284 square feet from 1,156 square feet to a proposed 1,440 square foot classroom.
  - 3) The storage and walk-in cooler spaces that were originally contained within the newly constructed Ag Mechanics Shop Room 202 comprising approximately 151 square feet will be constructed as independent structures comprising approximately 113 square feet.

These design revisions were discussed extensively with CDE in April 2022. The district and architectural team were able to demonstrate to the satisfaction of the staff in CDE's School Facilities and Transportation Division and the CDE Agriculture and Natural Resources Industry Sector Lead that the proposed revisions would not prevent the district from providing the necessary CTE courses and

curriculum to carry out the CTE programs. CDE issued its approval of the proposed plans on April 27, 2022.

### **RELEVANT INFORMATION AND DISTRICT POSITION**

#### *Project Revisions Meet CDE's CTE Change of Scope Projects Policy*

CDE and OPSC will consider changes to the original CTE project contemplated if: the project plan revisions are consistent with the scope of the original application approved by CDE, OPSC, and the SAB; the changes do not negatively affect the number of students served; and, the modification does not exceed the construction cost or square footage noted on the CTE and OPSC applications. The district wholeheartedly believes, as does CDE as reflected in their recent approval, the proposed plan revisions are consistent with the scope of the original application. In addition, the district does not believe the changes will negatively affect the number of students served and the costs and square footage will not exceed the amounts originally determined.

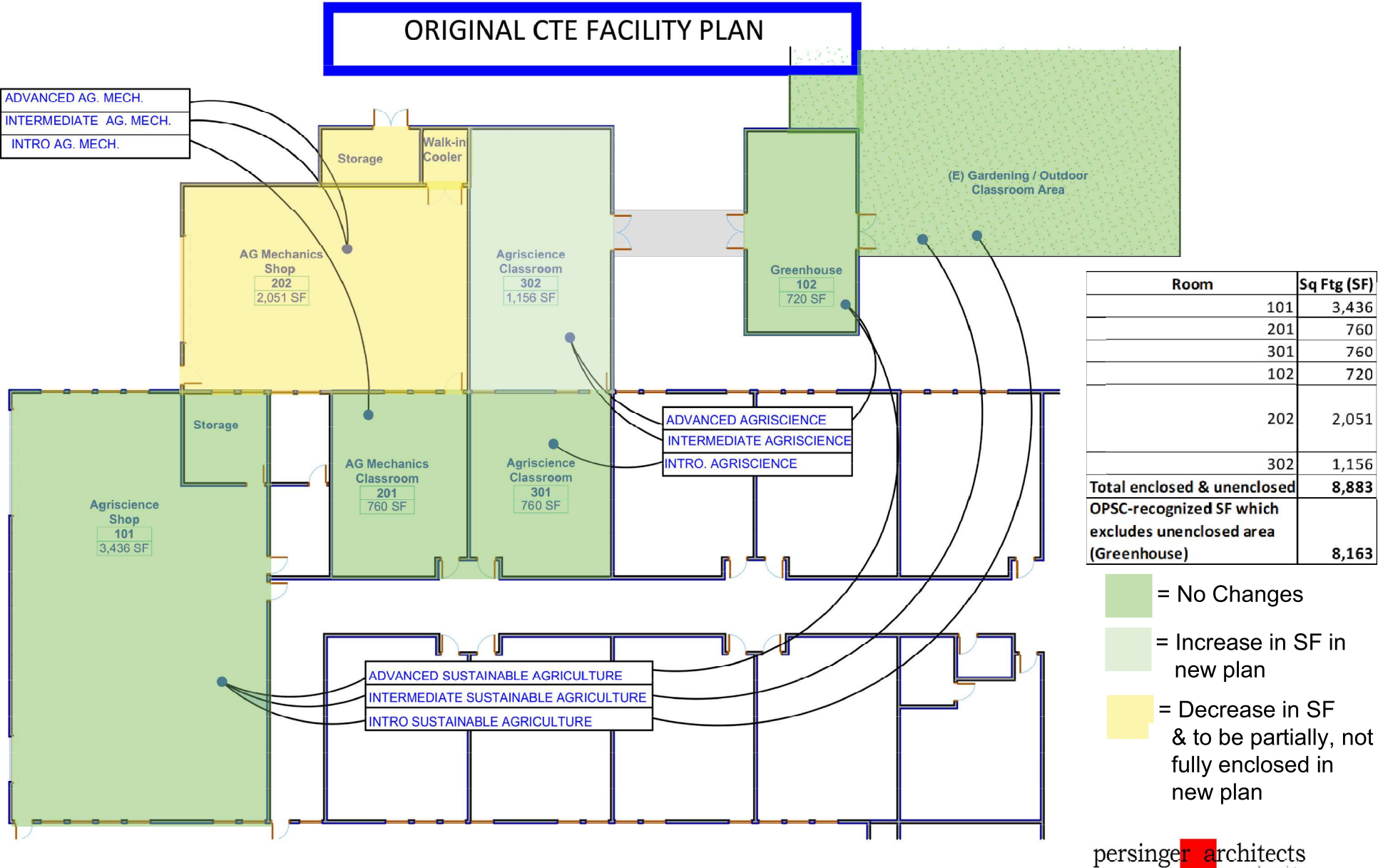
#### *Real World Impacts of the Proposed Changes*

The most significant, yet inconsequential, change to the plans is the conversion of a fully enclosed Ag Mechanics Shop Room 202 to a partially enclosed shop room that will be fully covered with a roof flanked with wood exterior walls/fencing that rise  $\frac{2}{3}$  to  $\frac{3}{4}$  up from the finished floor to the ceilings. While the proposed Ag Mechanics Shop Room 202 will be structurally and visually different than the facility originally planned, functionally the room will essentially be the same. The concentrator class for Intermediate Agricultural Mechanics and the capstone Advanced Agricultural Mechanics class will continue to be taught in this space. This newly designed space will provide an ideal space for tractor and similar agricultural equipment safety, operation, and maintenance/repair courses as well as small engine repair. The partially enclosed room with several feet of open-air flow at the intersection of the ceiling and walls will benefit these intended uses. The only change functionally will be the teaching of fabrication and welding skills which will be moved to the Agriscience Shop Room 101.

### **CONCLUSION**

The district respectfully requests the SAB to approve the change of scope request. As stated above and graphically represented on the attached site plans comparing the original versus proposed project plans, the changes will not impact the district's implementation of its CTE programs. The district will continue to be able to offer the same introductory, concentrator, and capstone courses it offers now despite the changes identified and without any adverse impacts.





NEW PROPOSED CTE FACILITY PLAN

CHANGE IN SCOPE:

Net decrease in square footage of 304sf when unenclosed area included and 1,654sf when unenclosed area excluded

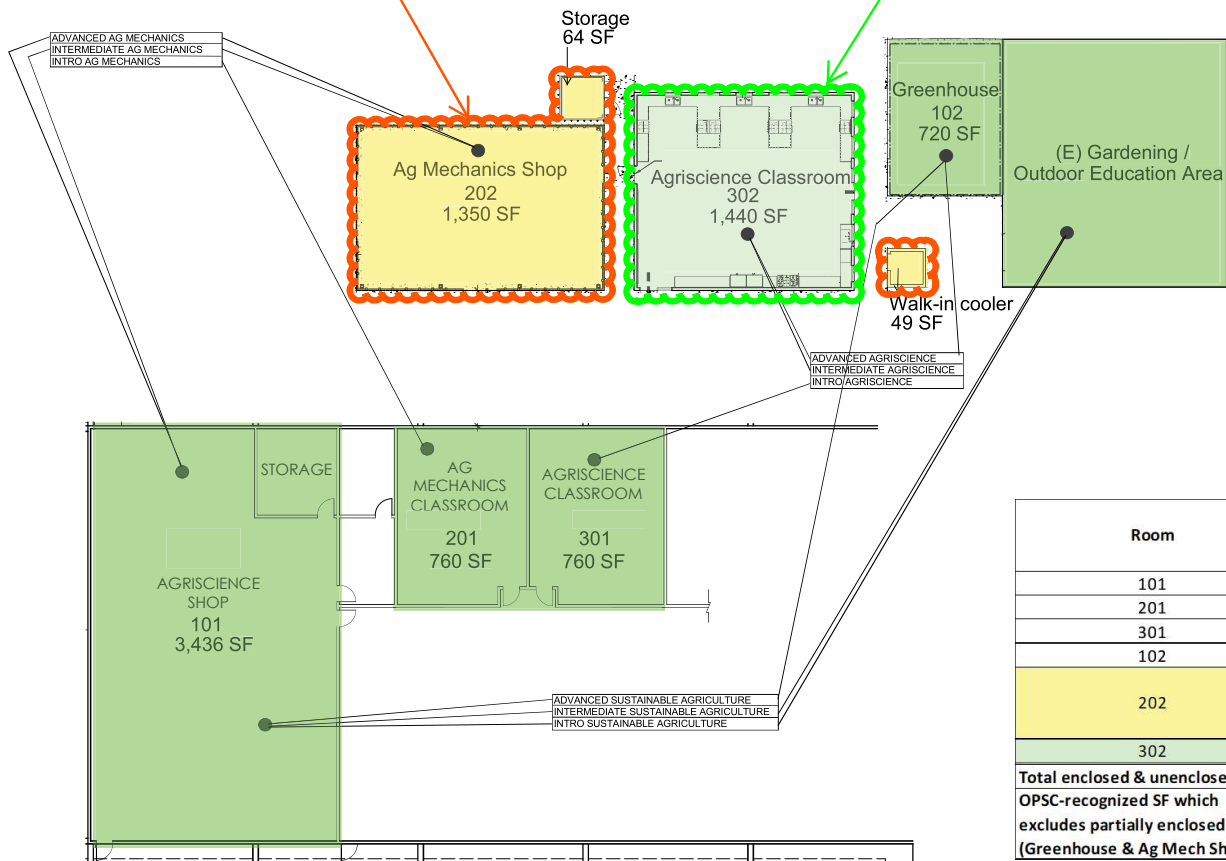
■ = No Changes

■ = Increase in SF

■ = Decrease in SF and Now Partially, Not Fully Enclosed

- 1) Ag Mechanics Shop 202 now partially enclosed, but contained with fencing (see rendering)
- 2) Welding classes moved to Agriscience shop 101
- 3) Square footage less:
  - by 588sf when partially enclosed area included
  - by 1,938sf when partially enclosed area excluded
- 4) Storage & walk-in cooler now separate buildings

5) Square footage increased 284sf



Room	Sq Ftg (SF)		
	Original Plan	Proposed Plan	Net Change
101	3,436	3,436	0
201	760	760	0
301	760	760	0
102	720	720	0
202	2,051	1,350	
		64	(588)
		49	
302	1,156	1,440	284
Total enclosed & unenclosed area	8,883	8,579	(304)
OPSC-recognized SF which excludes partially enclosed area (Greenhouse & Ag Mech Shop 202)	8,163	6,509	(1,654)



DESIGNED BY: AP PROJECT DATE: 6/8/22  
CHECKED BY: KST

ISSUE	DESCRIPTION	DATE
A	SEA REVISIONARY SET	12/15/21
B	SEA SUBMITTAL SET	3/21/22
C	SEA REVISIONARY SET V2	6/8/22
D	ADDENDUM #1	6/8/22

TOMALES HIGH SCHOOL CTE PROJECT

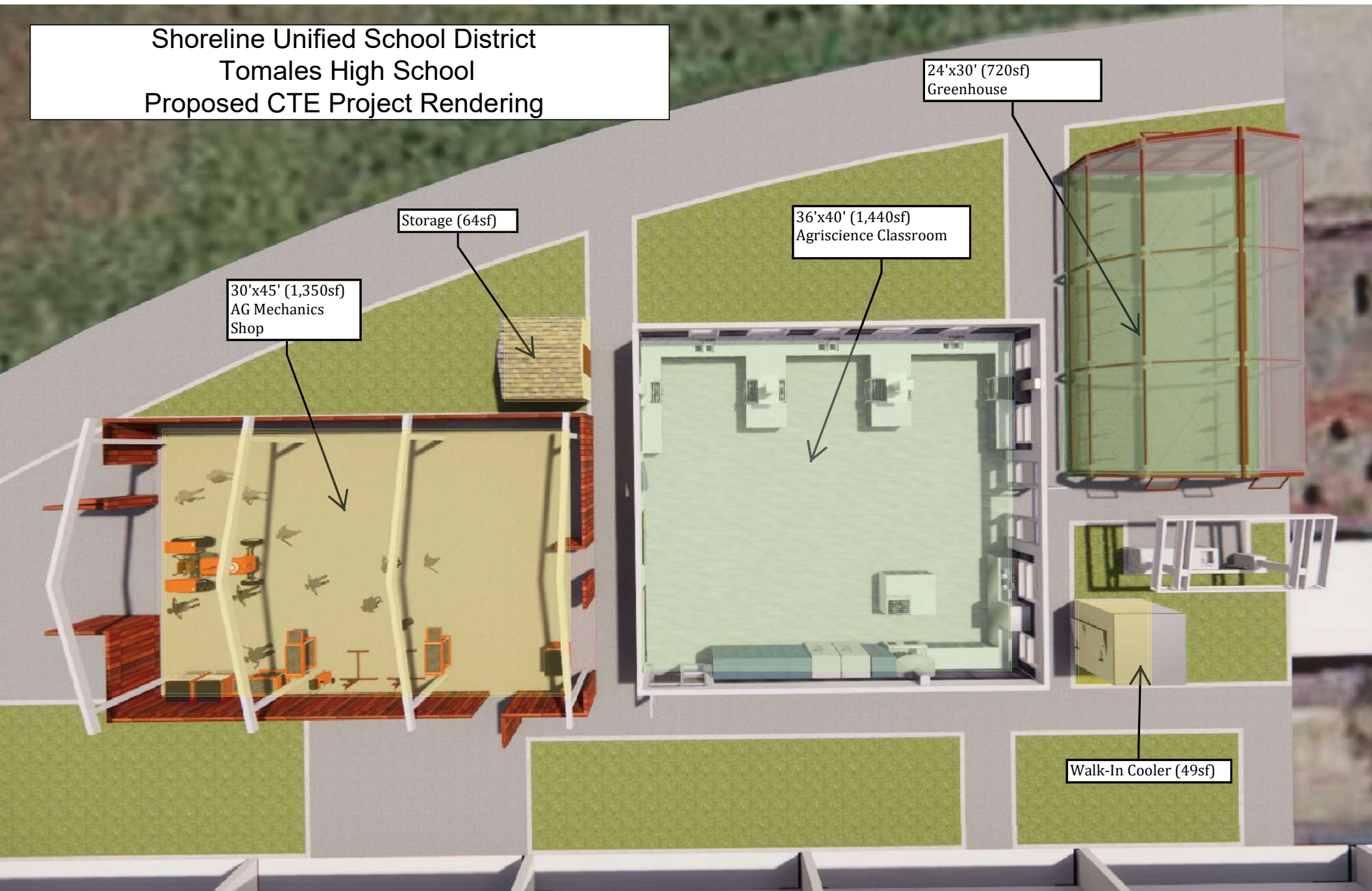
TOMALES HIGH SCHOOL:  
3850 IRVIN RD, TOMALES, CA 94971

**persinger architects**  
and associates  
PO Box 1743  
Sebastopol, CA 95473  
Phone: 707.829.0700  
www.persingerarchitects.com

SCALE: 1/8" = 1'-0"  
PROJECT NUMBER: 208.20.00

ENLARGED SITE PLAN  
A-1.2

Shoreline Unified School District  
Tomales High School  
Proposed CTE Project Rendering





Shoreline Unified School District  
Tomales High School  
Proposed CTE Project Rendering



ATTACHMENT B  
CAREER TECHNICAL EDUCATION FACILITIES PROGRAM  
COST ESTIMATE GUIDELINE

SCHOOL DISTRICT	Shoreline Unified School District	Area in SF:	5-DIGIT DISTRICT CODE: 73361
SCHOOL NAME	Tomales High School	6,509	COUNTY: Marin
ARCHITECT FIRM	Persinger Architects		DATE OF ESTIMATE: July 25th, 2022
PREPARED BY	Avery Kant		SIGNATURE:

APPLICATION NUMBER:							
---------------------	--	--	--	--	--	--	--

Category	Plan Location	Item	Quantity	Unit	Unit Cost	Architect's Estimate	Comments
----------	---------------	------	----------	------	-----------	----------------------	----------

**Construction Specification Institute**

**Division 1 General Requirements**

		⇒ General Conditions					District may itemize General Conditions or Apply a percentage to the estimated subtotal of construction costs.
--	--	----------------------	--	--	--	--	--

		General Conditions				\$0	
		Mobilization, On & Off				\$0	
		Non-Distributable Labor				\$0	
		Permits, Licenses & Fees				\$0	
		Temporary Utilities, Structures & Fences	0	lf	\$0.00	\$0	
		Equipment Rental				\$0	
		Surveying	0	ea	\$0.00	\$0	
		Other General Conditions				\$0	
						\$0	
		Sub Total				\$0	

**Division 2 Site Work**

		⇒ Site work					
--	--	-------------	--	--	--	--	--

		Site Demolition:	14,580	sf	\$4.85	\$70,713	
		General Building Demolition:		sf	\$580.00	\$0	
		Excavation, Fill & Grading:	14,580	sf	\$11.65	\$169,857	
		Site Utilities	3,927	sf	\$10.50	\$41,234	
		Storm Drainage & Sanitary Sewer	3,927	sf	\$5.65	\$22,188	
		Electrical Distribution, Underground	3,927	sf	\$11.05	\$43,393	
		General Site Work, Paving & Walks	4,229	sf	\$17.25	\$72,950	
		Irrigation, Sprinkler Head Systems	3,091	lf	\$4.65	\$14,373	
		Landscaping	3,091	sf	\$8.75	\$27,046	
		Architectural Fencing	150	lf	\$90.76	\$13,614	
		Required Site Accessibility Improvements	1	ea	\$90000.00	\$90,000	
		Sub Total				\$565,368	

**APPLICATION NUMBER:**

Category	Plan Location	Item	Quantity	Unit	Unit Cost	Architect's Estimate	Comments
----------	---------------	------	----------	------	-----------	----------------------	----------

**Division 3 Concrete**

		⇒					
--	--	---	--	--	--	--	--

		Excavation & Backfill	14,580	sf	\$8.75	\$127,575	
		Footing Forms	2,790	sf	\$9.85	\$27,482	
		Forms, Slab on Grade	2,790	sf	\$11.07	\$30,885	
		Reinforcing steel	2,790	sf	\$7.95	\$22,181	
		Concrete placement	2,790	sf	\$13.50	\$37,665	

ATTACHMENT B  
CAREER TECHNICAL EDUCATION FACILITIES PROGRAM  
COST ESTIMATE GUIDELINE

			Slab Finishes	2,790	sf	\$5.25	\$14,648	
			Sub Total				\$260,435	
Division 5 Metals								
			Steel Building Frame (Covered Classroom)	1,350	sf	\$115.50	\$155,925	
							\$0	
			Sub Total				\$155,925	
Division 6 Carpentry								
			Rough Carpentry	2,790	sf	\$27.20	\$75,888	
			Vertical Framing, Walls	1,824	sf	\$8.85	\$16,142	
			Sheathing	1,824	sf	\$10.65	\$19,426	
			Finish Carpentry	1,824	sf	\$21.00	\$38,304	
			Beams, trusses	1,440	sf	\$29.50	\$42,480	
			Required ADA Restroom Renovation	2	EA	\$27960.00	\$55,920	
			Sub Total				\$248,160	
APPLICATION NUMBER:								
Category	Plan Location	Item	Quantity	Unit	Unit Cost	Architect's Estimate	Comments	
Division 7 Thermal & Moisture Protection								
			Waterproofing	1,440	sf	\$8.05	\$11,592	
			Thermal & Sound Insulation	1,440	sf	\$4.45	\$6,408	
			Roofing	2,790	sf	\$15.25	\$42,548	
			Building Panels	1,440	sf	\$17.85	\$25,704	
			Architectural Sheet Metal	1,440	sf	\$5.00	\$7,200	
			Caulking & Sealants	1,440	sf	\$2.45	\$3,528	
			Sub Total				\$96,980	
Division 8 Doors, Windows & Glass								
			Hollow Metal Doors & Frames	1,440	sf	\$9.55	\$13,752	
			Overhead Doors	2	ea	\$15000.00	\$30,000	
			Glass & Glassing	1,440	sf	\$10.25	\$14,760	
			Sub Total				\$58,512	
Division 9 Finishes								
			Gypsum Wall board, Studding & Furring	2,790	sf	\$30.25	\$84,398	
			Vinyl Flooring with Cove - New	310	sy	\$75.25	\$23,328	
			Vinyl Flooring with Cove - Remodel	414	sy	\$112.50	\$46,575	
			Painting & Wall covering	6,509	sf	\$3.90	\$25,385	
			Sub Total				\$179,685	
APPLICATION NUMBER:								
Category	Plan Location	Item	Quantity	Unit	Unit Cost	Architect's Estimate	Comments	
Division 10 Specialties								
			Misc. Building Specialties	6,509	sf	\$7.25	\$47,190	
			Sub Total				\$47,190	

ATTACHMENT B  
CAREER TECHNICAL EDUCATION FACILITIES PROGRAM  
COST ESTIMATE GUIDELINE

Division 11 CTE Program Equipment to be supplied on separate sheet.								
➡								
				1	ea	\$397465.00	\$397,465	
Sub Total							\$397,465	
Division 13 Special Construction								
			Prefabricated Structures	1	ea	\$92,500.00	\$92,500	
Sub Total							\$92,500	
APPLICATION NUMBER:								
Category	Plan Location		Item	Quantity	Unit	Unit Cost		Comments
Division 15 Mechancial								
			Miscellaneous Plumbing Specialties	6,509	sf	\$30.05	\$195,595	
			HVAC	1,440	sf	\$121.75	\$175,320	
			Combinations	6,509	sf	\$109.75	\$714,363	
			Fire Protection Systems	6,509	sf	\$30.50	\$198,525	
Sub Total							\$1,283,803	
APPLICATION NUMBER:								
Category	Plan Location		Item	Quantity	Unit	Unit Cost		Comments
Division 16 Electrical								
			Total Electrical Work , Buildings	6,509	sf	\$122.50	\$797,353	
APPLICATION NUMBER:								
			Estimate Sub-total				\$3,785,910	
			General Conditions (includes Soft Costs)	10.00%			\$378,591	
			General Requirements, Overhead & Profit, Bonds	12.00%			\$454,309	
			Design Fees	8.00%			\$302,873	
			Inspection	1.00%			\$37,859	
			Escalation	5.00%			\$189,295	
			DSA fees	0.70%			\$26,501	
			Contingency	10.00%			\$378,591	
Estimate Sub-Total							\$1,768,020	
Equipment Total (Division 11)							\$397,465	
Cost Estimate Total							\$5,951,395	

\* All percentages are compounded and apply to all Divisions, excluding Division 11- Equipment.

\* Percentages are based on the industry standards in the Saylor Publications Guide and represent the maximum amount typically allowed.

SAB Meeting: April 28, 2021

Career Technical Education Facilities Program - Grant Approval

## APPLICANT DATA

**Applicant:** Shoreline Unified **PTN:** 73361 - 61  
**Application No:** 55/73361-00-001 **County:** Marin  
**School Name:** TOMALES HIGH  
**Industry Sector:** Agriculture and Natural Resources  
**Pathways:** Agricultural Mechanics, Agriscience

## HISTORY OF PROJECT FUNDING

	Fund Code	Proposition	Previously Authorized	Authorized This Action	State Apportionment This Action
<b>State Share</b>					
CTEFP Grant	951-600	51	\$ 2,996,852.00	\$ (2,996,852.00)	
CTEFP Grant	051-600	51		2,996,852.00	\$ 2,996,852.00
<b>Applicant Share</b>					
<b>District Contribution</b>			2,996,852.00		
<b>Total</b>			\$ <u>5,993,704.00</u>	\$ <u>0.00</u>	\$ <u>2,996,852.00</u>
<b>Funding Source: Proposition 51 Bonds/2016-Nov.</b>					

## APPLICATION DATA

**Type of Project:** New Construction  
**Reservation of Funds:** Yes  
**Loan Requested:** No  
**Number of CTE Classrooms:** 5  
**CTE Sq. Ft.** 8163.0  
**SFP Classroom Allowance**  
**Deduction:** \$0.00

## PROGRAM GRANT DATA

**Eligible Project Costs (50%)**  
**Construction Cost** \$ 2,493,277.00  
**Equipment Cost** \$ 198,733.00  
**Site Development Cost** \$ 304,842.00  
**Total State Share (50%)** 2,996,852.00  
**Applicant Share (50%)** 2,996,852.00  
**Total Project Cost** \$ 5,993,704.00

## STIPULATED TERMS &amp; NEXT STEPS

Pursuant to School Facility Program (SFP) Regulation Section 1859.197, the Applicant is required to submit the required California Department of Education (CDE) and Division of the State Architect (DSA) plan approval letter(s) to the Office of Public School Construction within 12 months of receiving an Apportionment.

If the required documents are not received prior to 11:59 p.m. on April 28, 2022, the Apportionment shall be rescinded without further Board action.

The Applicant must submit a valid, complete Fund Release Authorization (Form SAB 50-05) within 90 days of OPSC's receipt of the CDE and DSA plan approval letters. The Form SAB 50-05 must be signed by the designated District Representative and must be received by the OPSC prior to 11:59 p.m. on the 90th day.

The above documents may be submitted electronically via OPSC Online or via email to OPSCApplicationReviewTeam@dgs.ca.gov. OPSC will continue to accept hard copy versions that are mailed or hand delivered to OPSC at 707 Third Street, 6th Floor, West Sacramento, CA 95605.

The Applicant is required to submit a signed Grant Agreement pursuant to SFP Regulation Section 1859.90.4 for the project prior to or concurrent with a request for the release of funds.

The state's portion of any and all project savings realized from the funding of a Career Technical Education Facilities Program project must be returned to the state pursuant to SFP Regulation Section 1859.199.

The Applicant shall ensure that it is in compliance with all applicable laws, regulations and certifications it made on the program forms.

The Applicant is responsible for ensuring that the project is compliant with Prevailing Wage Monitoring and/or Labor Compliance Program requirements at the time construction contracts are executed and/or construction commenced.



## ATTACHMENT D

SAB Meeting: January 25, 2023

Career Technical Education Facilities Program - Grant Approval

## APPLICANT DATA

<b>Applicant:</b>	Shoreline Unified	<b>PTN:</b>	73361 - 61
<b>Application No:</b>	55/73361-00-001	<b>County:</b>	Marin
<b>School Name:</b>	TOMALES HIGH		
<b>Industry Sector:</b>	Agriculture and Natural Resources		
<b>Pathways:</b>	Agricultural Mechanics, Agriscience		

## HISTORY OF PROJECT FUNDING

	Fund Code	Proposition	Previously Authorized	Authorized This Action	State Apportionment This Action
<b>State Share</b>					
CTEFP Grant	051-600	51	\$	\$ 2,984,641.00	\$ 2,984,641.00
<b>Applicant Share</b>					
District Contribution				2,984,641.00	
Total			\$ 0.00	\$ 5,969,282.00	\$ 2,984,641.00
Funding Source: Proposition 51 Bonds/2016-Nov.					

## APPLICATION DATA

Type of Project:	New Construction
Reservation of Funds:	No
Loan Requested:	No
Number of CTE Classrooms:	5
CTE Sq. Ft.	6,509
SFP Classroom Allowance	
Deduction:	\$0.00

## PROGRAM GRANT DATA

<b>Eligible Project Costs (50%)</b>	
Construction Cost	\$ 2,364,063.00
Equipment Cost	\$ 198,733.00
Site Development Cost	\$ 412,902.00
Project Assistance	\$ 8,943.00
Total State Share (50%)	2,984,641.00
Applicant Share (50%)	2,984,641.00
Total Project Cost	\$ 5,969,282.00

## STIPULATED TERMS &amp; NEXT STEPS

Pursuant to the Board's action on January 25, 2023, the Applicant is required to submit a valid, complete Fund Release Authorization (Form SAB 50-05) on or before April 25, 2023. Otherwise the apportionment will be rescinded without further Board action and will receive a new unfunded Approval date of April 25, 2023.

The Form SAB 50-05 must be signed by the designated District Representative and must be received by the Office of Public School Construction (OPSC) prior to 11:59 pm on April 25, 2023.

The above documents may be submitted electronically via OPSC Online or via email to [OPSCApplicationReviewTeam@dgs.ca.gov](mailto:OPSCApplicationReviewTeam@dgs.ca.gov). OPSC will continue to accept hard copy versions that are mailed or hand delivered to OPSC at 707 Third Street, 4th Floor, West Sacramento, CA 95605.

The Applicant is required to submit a signed Grant Agreement pursuant to SFP Regulation Section 1859.90.4 for the project prior to or concurrent with a request for the release of funds.

The Applicant shall ensure that it is in compliance with all applicable laws, regulations and certifications it made on the program forms.

The Applicant is responsible for ensuring that the project is compliant with Prevailing Wage Monitoring and/or Labor Compliance Program requirements at the time construction contracts are executed and/or construction commenced.

## **CHARTER SCHOOL FACILITIES PROGRAM EXTENSION TO CONVERSION DEADLINE**

### **PURPOSE OF REPORT**

To present the KIPP Summit Academy's (Applicant) request for a one-year extension to the conversion deadline for its Charter School Facilities Program (CSFP) rehabilitation project.

### **DESCRIPTION**

Applicants participating in the CSFP must convert a Preliminary Charter School Apportionment (PSCA) to an adjusted grant apportionment within a four-year period pursuant to School Facility Program (SFP) Regulation Section 1859.166. This item requests a one-year extension to the conversion deadline for the Applicant's rehabilitation project, application number 54/61309-00-003, pursuant to SFP Regulation Section 1859.166.1.

### **AUTHORITY**

See Attachment A.

### **BACKGROUND**

The CSFP provides PCSAs (reservations of bond authority) for new construction and rehabilitation projects. The PCSA for a CSFP project must be converted within a four-year period to an adjusted grant apportionment meeting all the SFP Regulation requirements, unless a single one-year extension is granted by the State Allocation Board (Board).

Applicants may request the Board to approve a single one-year extension. The request will be approved when the Applicant meets the criteria in (a) or (b):

- a) The charter school has provided evidence of both of the following:
  - The California Department of Education (CDE) has made a contingent or final approval of the proposed site; and,
  - The Division of the State Architect (DSA) has confirmed that the final plans for the project have been submitted to the DSA for review and approval.
- b) Other evidence satisfactory to the Board justifying the extension.

### **STAFF ANALYSIS/COMMENTS**

The project will consist of rehabilitating district-owned facilities at a site owned by the San Lorenzo Unified School District. The project has been delayed by resource

allocation due to Covid-19 that required the Applicant to re-prioritize facilities projects. The Applicant anticipates submitting plans to DSA and CDE in Summer 2023 and receiving final plan approval from DSA and CDE in Fall 2023. This will allow them to submit a complete conversion application to the Office of Public School Construction by the new deadline. The current conversion deadline for the project is December 11, 2022. If approved the new deadline will be December 11, 2023.

Staff has reviewed the Applicant's request (Attachment B) and determined that it provides satisfactory evidence to justify the extension. Staff supports the Applicant's request for a one-year extension to the conversion deadline.

### **RECOMMENDATION**

Approve the Applicant's request for a one-year extension to the conversion deadline. Require that the PCSA for application number 54/61309-00-003 be converted to a final apportionment by December 11, 2023, or the PCSA will be rescinded, and the bond authority returned to the CSFP.

## ATTACHMENT A

### **AUTHORITY**

School Facility Program (SFP) Section 1859.166. Time Limit on Preliminary Charter School Apportionment.

- (a) A complete request to convert a Preliminary Charter School Apportionment to a Final Charter School Apportionment pursuant to Section 1859.165 shall be made within four years of the date of the Preliminary Charter School Apportionment unless the Charter School received approval of an extension pursuant to Section 1859.166.1.
- (b) If (a) is not met, and the Charter School has not received an advance release of funds as provided in Section 1859.164.2, the following will occur:
  - (1) the Preliminary Charter School Apportionment shall be rescinded and any remaining Preliminary Charter School Apportionment, not released to the Charter School, shall be transferred to the Unrestricted Charter School Fund within the appropriate Charter School Facility Account, and;
  - (2) the SFP New Construction Eligibility will be increased by the number of unhoused pupils pursuant to Section 1859.162.2 for the school district that physically contains the Charter School within its geographical boundaries.
- (c) If (a) is not met, and the Charter School has received an advance release of funds as provided in Section 1859.164.2, the following will occur:
  - (1) The Preliminary Charter School Apportionment shall be rescinded and any remaining Preliminary Charter School Apportionment, not released to the Charter School, shall be transferred to the Unrestricted Charter School Fund within the appropriate Charter School Facility Account, and;
  - (2) Funds released pursuant to Section 1859.164.2(a) shall be reduced to cost incurred and closed-out pursuant to Section 1859.106 with a corresponding SFP new construction baseline eligibility adjustment for the pupils assigned to the Preliminary Charter School Application. The adjustment to the baseline eligibility shall be based on the ratio of the number of unhoused pupils pursuant to Section 1859.162.2 and the project capacity which generated the project funding to the eligible expenditures. Any funds released are subject to the fifty percent local matching share requirement as required by EC 17078.54(d). Funds returned pursuant to Section 1859.106 shall be transferred to the Unrestricted Charter School Fund within the appropriate Charter School Facility Account, and;
  - (3) Funds released pursuant to Section 1859.164.2(b) shall be subject to the provisions of Section 1859.171.

SFP Section 1859.166.1. Preliminary Charter School Apportionment Time Limit Extension.

A Charter School that has received a Preliminary Charter School Apportionment may request a single one-year extension of the time limit prescribed in Section 1859.166(a). The Board shall approve the request provided the criteria in (a) or (b) are met:

- (a) The Charter School has provided evidence of both of the following:
  - (1) The CDE has made a contingent or final approval of the proposed site; and,
  - (2) The DSA has confirmed that the final plans for the project have been submitted to the DSA for review and approval.
- (b) Other evidence satisfactory to the Board justifying the extension.

# KIPP®Public Schools

---

## NORTHERN CALIFORNIA

**TO:** Erin Cunneen  
Department of General Services  
State of California

**FROM:** Milan Ninkovic, Director of Facilities & Planning

**RE:** KIPP Summit Academy  
Application Number: 54/61309-00-003

**DATE:** 12/6/2022

---

To Whom It May Concern:

This letter serves as official notification that we are requesting a one (1) year extension of the above referenced application.

- We are currently reviewing internal designs, and anticipate subtitting to DSA and CDE on or around Summer 2023.
- We anticipate receiving final plan approval from DSA and CDE on or around Fall 2023.
- We anticipate submitting the full conversion application to OPSC after final plan approval from DSA and CDE.
- We are requesting the extension in order to finalize our internal design requirements, and working towards Charter renewal. We have had delays in resource allocation due to the COVID19 pandemic, and had to re-prioritize different facilities projects.

Please let me know if you have any questions. Thank you.

Sincerely,



Milan Ninkovic  
Director of Facilities & Planning  
Direct: 925-405-7022  
[milan.ninkovic@kippnorcal.org](mailto:milan.ninkovic@kippnorcal.org)

## **CHARTER SCHOOL FACILITIES PROGRAM EXTENSION TO CONVERSION DEADLINE**

### **PURPOSE OF REPORT**

To present the California Montessori Project's (Applicant) request for a one-year extension to the conversion deadline for its Charter School Facilities Program (CSFP) rehabilitation project.

### **DESCRIPTION**

Applicants participating in the CSFP must convert a Preliminary Charter School Apportionment (PSCA) to an adjusted grant apportionment within a four-year period pursuant to School Facility Program (SFP) Regulation Section 1859.166. This item requests a one-year extension to the conversion deadline for the Applicant's rehabilitation project, application number 54/67447-00-007, pursuant to SFP Regulation Section 1859.166.1.

### **AUTHORITY**

See Attachment A.

### **BACKGROUND**

The CSFP provides PCSAs (reservations of bond authority) for new construction and rehabilitation projects. The PCSA for a CSFP project must be converted within a four-year period to an adjusted grant apportionment meeting all the SFP Regulation requirements, unless a single one-year extension is granted by the State Allocation Board (Board).

Applicants may request the Board to approve a single one-year extension. The request will be approved when the Applicant meets the criteria in (a) or (b):

- a) The charter school has provided evidence of both of the following:
  - The California Department of Education (CDE) has made a contingent or final approval of the proposed site; and,
  - The Division of the State Architect (DSA) has confirmed that the final plans for the project have been submitted to the DSA for review and approval.
- b) Other evidence satisfactory to the Board justifying the extension.

### **STAFF ANALYSIS/COMMENTS**

The project will consist of rehabilitating district-owned facilities at a site owned by the San Juan Unified School District. The project has been delayed due to bond cashflow,

Covid-19 and staffing issues. The Applicant anticipates submitting plans to DSA in December and to CDE by the beginning of January and receiving final plan approval from DSA and CDE in four to five months. This will allow them to submit a complete conversion application to the Office of Public School Construction by the new deadline. The current conversion deadline for the project is December 11, 2022. If approved, the new deadline will be December 11, 2023.

Staff has reviewed the Applicant's request (Attachment B) and determined that it provides satisfactory evidence to justify the extension. Staff supports the Applicant's request for a one-year extension to the conversion deadline.

### **RECOMMENDATION**

Approve the Applicant's request for a one-year extension to the conversion deadline. Require that the PCSA for application number 54/67447-00-007 be converted to a final apportionment by December 11, 2023, or the PCSA will be rescinded, and the bond authority returned to the CSFP.

## ATTACHMENT A

### **AUTHORITY**

School Facility Program (SFP) Section 1859.166. Time Limit on Preliminary Charter School Apportionment.

- (a) A complete request to convert a Preliminary Charter School Apportionment to a Final Charter School Apportionment pursuant to Section 1859.165 shall be made within four years of the date of the Preliminary Charter School Apportionment unless the Charter School received approval of an extension pursuant to Section 1859.166.1.
- (b) If (a) is not met, and the Charter School has not received an advance release of funds as provided in Section 1859.164.2, the following will occur:
  - (1) the Preliminary Charter School Apportionment shall be rescinded and any remaining Preliminary Charter School Apportionment, not released to the Charter School, shall be transferred to the Unrestricted Charter School Fund within the appropriate Charter School Facility Account, and;
  - (2) the SFP New Construction Eligibility will be increased by the number of unhoused pupils pursuant to Section 1859.162.2 for the school district that physically contains the Charter School within its geographical boundaries.
- (c) If (a) is not met, and the Charter School has received an advance release of funds as provided in Section 1859.164.2, the following will occur:
  - (1) The Preliminary Charter School Apportionment shall be rescinded and any remaining Preliminary Charter School Apportionment, not released to the Charter School, shall be transferred to the Unrestricted Charter School Fund within the appropriate Charter School Facility Account, and;
  - (2) Funds released pursuant to Section 1859.164.2(a) shall be reduced to cost incurred and closed-out pursuant to Section 1859.106 with a corresponding SFP new construction baseline eligibility adjustment for the pupils assigned to the Preliminary Charter School Application. The adjustment to the baseline eligibility shall be based on the ratio of the number of unhoused pupils pursuant to Section 1859.162.2 and the project capacity which generated the project funding to the eligible expenditures. Any funds released are subject to the fifty percent local matching share requirement as required by EC 17078.54(d). Funds returned pursuant to Section 1859.106 shall be transferred to the Unrestricted Charter School Fund within the appropriate Charter School Facility Account, and;
  - (3) Funds released pursuant to Section 1859.164.2(b) shall be subject to the provisions of Section 1859.171.

SFP Section 1859.166.1. Preliminary Charter School Apportionment Time Limit Extension.

A Charter School that has received a Preliminary Charter School Apportionment may request a single one-year extension of the time limit prescribed in Section 1859.166(a). The Board shall approve the request provided the criteria in (a) or (b) are met:

- (a) The Charter School has provided evidence of both of the following:
  - (1) The CDE has made a contingent or final approval of the proposed site; and,
  - (2) The DSA has confirmed that the final plans for the project have been submitted to the DSA for review and approval.
- (b) Other evidence satisfactory to the Board justifying the extension.





**CMP Administrative Offices**  
5330-A Gibbons Dr., Ste.700  
Carmichael, CA 95608  
(916) 971-2432 phone  
(916) 971-2436 fax

**American River Campus**  
6838 Kermit Lane  
Fair Oaks, CA 95628  
(916) 864-0081 phone  
(916) 864-0084 fax

**Capitol Campus**  
2635 Chestnut Hill Drive  
Sacramento, CA 95826  
(916) 325-0910 phone  
(916) 325-0912 fax

**Carmichael Campus**  
5325 Engle Road, Ste 200  
Carmichael, CA 95608  
(916) 971-2430 phone  
(916) 971-2435 fax

**Elk Grove Campus-Bradshaw**  
9649 Bradshaw Road  
Elk Grove, CA 95624  
(916) 714-9699 phone  
(916) 714-9703 fax

**Elk Grove Campus-EG Blvd**  
8828 Elk Grove Blvd. Ste 4  
Elk Grove, CA 95624  
(916) 714-9702 phone  
(916) 686-4368 fax

**Orangevale Campus**  
6545 Beech Avenue  
Orangevale, CA 95662  
(916) 673-9389 phone  
(916) 989-1584 fax

**Shingle Springs Campus**  
4645 Buckeye Road  
Shingle Springs, CA 95682  
(530) 672-3095 phone  
(530) 672-3097 fax

**Superintendent**  
Brett Barley

December 6, 2022

Erin Cunneen  
Project Manager  
Office of Public School Construction  
707 Third St., 4<sup>th</sup> Floor  
West Sacramento, CA 95605

**RE: Charter School Facilities Program - Rehabilitation Project**  
**OPSC Application Number 54/67447-00-007**  
**Request for One-Year Extension**

Dear Ms. Cunneen:

Pursuant to School Facility Program (SFP) Regulation Section 1859.166.1, please accept California Montessori Project's request for a single one-year extension of the time limit prescribed in 1859.166(a) for the Charter School Facilities Program Rehabilitation project at the CMP – San Juan Campus (Orangevale), Application Number 54/67447-00-007. The regulations provide for approval of the extension if certain criteria are met, including California Department of Education (CDE) final or contingent site approval, plus submittal of final plans to Division of the State Architect (DSA), or other satisfactory evidence.

Since the preliminary apportionment was awarded on December 11, 2018, the Charter and chartering school district (San Juan Unified) have seen delays due to bond cashflow, the Covid-19 pandemic, as well as staffing issues. The team has been diligently planning and moving ahead with the project, navigating around the obstacles. The final plans for the project will be submitted to DSA for approval in just a few weeks, on December 22, 2022, and submitted to CDE for *plan* approval within a month. [The campus is located on an existing San Juan USD school site, and therefore the project is not required to obtain CDE *Site Approval*.]

The four year deadline to convert to a Final Apportionment for this project is December 11, 2022. As CMP- Orangevale expects to receive DSA plan approval and final CDE plan approval in the next four to five months, we respectfully request the one-year extension.

Should you have any questions or concerns, please do not hesitate to contact our school facility consultant, Jessica Love of Hancock Park & DeLong, at 480.559.3287 or at [jessica@HPDsSchools.com](mailto:jessica@HPDsSchools.com).

Sincerely,

Brett Barley  
Superintendent

**SCHOOL FACILITY PROGRAM**

**SUBSTANTIAL PROGRESS REDUCTION TO COSTS INCURRED  
OR RESCISSION**

**PURPOSE OF REPORT**

To present School Facility Program (SFP) project apportionment to be reduced to eligible costs incurred or rescinded.

**DESCRIPTION**

The SFP project listed on the Attachment is a District that received adjusted grant fund releases. The District has either requested to have their project reduced to costs incurred or have not met the substantial progress requirement or have indicated that they will be unable to move forward with the SFP project listed on the Attachment. The District has requested that their apportionment be reduced to costs incurred to recognize eligible costs for the adjusted grant phase.

**AUTHORITY**

Pursuant to Education Code Section 17076.10(b), sufficient evidence of substantial progress for the design, site and adjusted grant apportionments shall be due 18 months from the date any funds were released to the district. The SFP Regulation Section 1859.105 requires that when an apportionment is reduced to project costs incurred or rescinded, all State funds not used to finance eligible expenditures are to be returned to the State Allocation Board (SAB). The SFP Regulations also stipulate that interest earned on State funds, which is not used to finance eligible expenditures, is due to the SAB.

**RECOMMENDATIONS**

1. Find that the District is unable to meet the substantial progress requirements or indicated that they will be unable to move forward with the project listed on the Attachment.
2. Reduce the funded apportionment to costs incurred or rescission for the project listed on the Attachment.
3. Direct Staff to adjust the District's baseline eligibility, according to the increases (identified in the "Pupils Returned to the District's Baseline" column) on the Attachment, once all funds due to the State have been received.

**ATTACHMENT**  
**SCHOOL FACILITY PROGRAM**  
**SUBSTANTIAL PROGRESS REDUCTION TO COSTS INCURRED**  
**State Allocation Board Meeting, January 25, 2023**

**Pupil Grant Adjustments**

**Grant Adjustments**

<b>Type of Grant</b>	<b>District County Application Number</b>	<b>Type of Original Pupils Assigned to Apportionment</b>	<b>Number of Original Pupils Assigned to Apportionment</b>	<b>Number of Pupils Returned to the District's Baseline</b>	<b>State/FH Contribution</b>	<b>District Contribution</b>	<b>Interest</b>	<b>Amount of Eligible Expenditures</b>	<b>Reduction in Apportionment</b>
Adjusted Grant	Baldwin Park Unified School District* Los Angeles 57/64287-00-016	K-6	102	102	\$ 402,829.00	\$ 268,553.00	\$ 0.00	\$ 0.00	\$ 402,829.00

**Total of Reduction  
in Apportionment:** \$ 402,829.00

\*District requested this application to be rescinded. Required the District to return \$402,829.00 for the Adjusted Grant apportionment.

# Facility Hardship / Rehabilitation Program

## FACILITY HARDSHIP / REHABILITATION PROGRAM

### SCHOOL DISTRICT DATA

School District: Lagunita Elementary  
Application Number: 58/66076-00-001  
Total District Enrollment: 96  
County: Monterey

School Name: Lagunita Elementary  
Project Grade Level: K-8  
Financial Hardship: Yes

The Applicant qualifies for financial hardship pursuant to School Facility Program Regulation Section 1859.81(c)(4). The Applicant has demonstrated it is financially unable to provide all or a part of the matching funds and is levying the developer fees or equal alternative revenue source justified by law. The District's total bonding capacity as of October 14, 2022 is \$5 million or less.

### TYPE OF REQUEST

State Allocation Board (Board) approval for Apportionment for a School Facility Program (SFP) Facility Hardship Program rehabilitation project.

Total Project Cost: \$147,018.33  
Cost to the State: \$132,609.91

### DESCRIPTION

#### DESCRIPTION OF HEALTH AND SAFETY THREAT

The industry specialist's report, dated October 10, 2022, identified significant issues with the site's septic system that resulted in the site's storm drains carrying a notable amount of sewage into the street, which posed a risk to the health and safety of students and staff. Upon an examination by Peninsula Septic Tank Service, it was determined "that the septic leach fields had failed." The industry specialist's report details the minimum work necessary to mitigate the health and safety threat, which is the installation of new leach lines that connect to the existing septic tank but could be connected to a new septic tank in the future and installation of new primary and secondary leach systems.

#### SCOPE OF PROJECT

The scope of the project includes the installation of new leach lines that connect to the existing septic tank and installation of new primary and secondary leach systems.

#### STATUS OF SCHOOL SITE

The District bid the project and accepted a bid in September 2022, with a goal of completing the project in December 2022 or early 2023.

## **QUALIFYING CRITERIA**

### **GOVERNMENT/STATE LEVEL CONCURRENCE**

The Monterey County Health Department has provided written concurrence that supports the industry specialist's findings and recommended work to mitigate the health and safety threat

Staff Supports the District's Request: Yes

### **SITE VISIT COMPLETED BY STAFF**

Staff accepted a detailed report from an industry specialist in lieu of a site visit.

### **AUTHORITY**

See Attachment A

### **RECOMMENDATION**

Approve the District's request for an Apportionment to install new leach lines that connect to the existing septic tank and install new primary and secondary leach systems at the Lagunita Elementary School site, pursuant to SFP Regulation Section 1859.82.1(c) as shown on Attachment B.

## ATTACHMENT A

### AUTHORITY

#### **Facility Hardship Program – Rehabilitation Projects** (as of August 31, 2020)

Education Code (EC) Section 17075.10(a) states:

A school district may apply for hardship assistance in cases of extraordinary circumstances. Extraordinary circumstances may include, but are not limited to, the need to repair, reconstruct, or replace the most vulnerable school facilities that are identified as a Category 2 building, as defined in the report submitted pursuant to Section 17317, determined by the department to pose an unacceptable risk of injury to its occupants in the event of a seismic event.

SFP Regulation Section 1859.82 states, “A school district may apply for Facility Hardship, including Seismic Mitigation, Program assistance in cases of extraordinary circumstances that have caused an imminent health and safety threat.”

SFP Regulation Section 1859.82.1 states that “a district is eligible for Facility Hardship funding to repair, replace, or construct School Buildings or related required components that are currently causing a health and safety threat to the students and/or staff. Projects solely to replace components that have reached the end of their useful life, perform routine maintenance or repair, issues resulting from the deferment of routine maintenance or repair, lack of current code compliance, or the addition of components that were not previously existing, do not meet the qualifying criteria of the program. However, this work may be incorporated into a qualifying Facility Hardship application if it is required to be completed to gain DSA approval.”

SFP Regulation Section 1859.82.1(c) states,

Districts may qualify for funding to rehabilitate their School Buildings, components of School Buildings, or school site conditions. Factors to be considered by the Board may include (1) or (2) below:

- (1) School Buildings where the minimum cost to mitigate the health and safety threat and remain in the School Building is 50 percent or less of the Current Replacement Cost.
- (2) Components of the School Buildings or school sites conditions are causing a health and safety threat to students and/or staff.

<b>APPLICANT DATA</b>
-----------------------

<b>Applicant:</b>	Lagunita Elementary	<b>PTN:</b>	66076 - 004
<b>Application No:</b>	58/66076-00-001	<b>County:</b>	Monterey
<b>School Name:</b>	LAGUNITA ELEMENTARY		

<b>HISTORY OF PROJECT FUNDING</b>
-----------------------------------

	Fund Code	Proposition	Previously Authorized	Authorized This Action	State Apportionment This Action
<b>State Share</b>					
Facility Hardship Grant	001-2223	GF	\$	\$ 88,211.00	\$ 88,211.00
<b>Applicant Share</b>					
District Contribution				14,408.42	
Financial Hardship	001-2223	GF		44,398.91	44,398.91
<b>Total</b>			<b>\$ 0.00</b>	<b>\$ 147,018.33</b>	<b>\$ 132,609.91</b>
<b>Funding Source: General Funds FY 2022/2023</b>					

<b>APPLICATION DATA</b>
-------------------------

**Type of Project:** Elementary School

<b>PROGRAM GRANT DATA</b>
---------------------------

	<b>Rehabilitation</b>	\$	83,441.00
	<b>Project Assistance</b>	\$	4,770.00
	<b>Total State Share (60%)</b>		88,211.00
<b>Recommended Acres:</b>	3.3	<b>Applicant Share (40%)</b>	58,807.33
<b>Existing Acres:</b>	1.5	<b>Total Project Cost</b>	<b>\$ 147,018.33</b>

<b>STIPULATED TERMS &amp; NEXT STEPS</b>
--

A valid Fund Release Authorization (Form SAB 50-05) must be signed by the designated District Representative and must be received by the Office of Public School Construction prior to 11:59 p.m. within 365 calendar days of SAB approval of the Apportionment for this project. The form may be submitted electronically via OPSC Online or via email to [OPSCApplicationReviewTeam@dgs.ca.gov](mailto:OPSCApplicationReviewTeam@dgs.ca.gov).

The Applicant shall ensure that it is in compliance with all applicable laws, regulations and certifications it made on the program forms.

The Applicant is required to submit a signed Grant Agreement for the project prior to or concurrent with a valid Fund Release Authorization (Form SAB 50-05). Failure to submit an executed Grant Agreement and valid Form SAB 50-05 prior to the deadline shall result in the Apportionment being rescinded without further board action.

The Applicant is responsible for ensuring that the project is compliant with Prevailing Wage Monitoring and/or Labor Compliance Program requirements at the time construction contracts are executed and/or construction commenced.

The Applicant qualifies for financial hardship pursuant to School Facility Program Regulation Section 1859.81(c)(4). The Applicant's total bonding capacity as of October 14, 2022 is \$5 million or less.



# Non-Conforming Buildings (Continued Use)

## **EXEMPTION FOR INDEPENDENT STUDY FACILITIES**

### **PURPOSE OF REPORT**

To present the Monterey County Office of Education's (COE) request, as shown on the Attachment, for an exemption from the definition of "school buildings" for certain facilities used for independent study.

### **DESCRIPTION**

The COE operates an independent study program at facilities that are not located at a regular school site and is requesting an exemption from the definition of "school building," as described in Education Code (EC) Section 17283, for the facility.

EC Section 17289 authorizes any school district or county office of education to request an exemption from the State Allocation Board (Board) for a building or structure or portion of a building or structure used for independent study from the definition of "school buildings." These buildings do not have to meet the Field Act requirements but must comply with local health and safety standards.

The COE has certified that it has satisfied the legal requirements under EC Section 17289 for the exemption.

### **AUTHORITY**

EC Section 17283 states: "School building" as used in this article means and includes any building used, or designed to be used, for elementary or secondary school purposes and constructed, reconstructed, altered, or added to, by the state or any city or city and county, or by any political subdivision or by any school district of any kind within the state, or by any regional occupational center or program created by or authorized to act by an agreement under joint exercise of power, or by the United States government, or any agency thereof."

EC Section 17289 states "In order to provide alternative, community-based educational opportunities through independent study, any school district or county office of education may request an exemption from the State Allocation Board for a building or structure, or portion of a building or structure, from the definition of "school buildings" within the meaning of Section 17283. The exemptions may be granted for no longer than two years and exemptions are renewable. An exemption may only be granted if the school district or county office of education demonstrates to the satisfaction of the State Allocation Board all of the following:

- a) The building or structure, or portion of building or structure, satisfies all of the following:
  - i) It is not located on a regular school site.
  - ii) It complies with all applicable local building standards and all relevant local health and safety standards in the community in which it is located.
  - iii) It is used for independent study.

**AUTHORITY (cont.)**

- iv) It serves fewer than 25 pupils enrolled in kindergarten or any of the grades 1 to 12, inclusive, at any one time in the building or structure, or in a portion of a building or structure where the remainder of the building or structure is not used for instructional purposes.
- b) The use of the building or structure is critical to providing an effective alternative, community-based program.
- c) The use of other buildings or structures that would meet seismic safety standards for school facilities are not practical.”

**STAFF ANALYSIS/STATEMENTS**

The COE has provided certification that it has met the criteria as stated in EC Section 17289. An exemption has been requested for two years.

**RECOMMENDATION**

Approve the COE’s request for an exemption from the definition of "school buildings" for the site listed on the Attachment from January 1, 2023 to December 31, 2025.

**ATTACHMENT**

**EXEMPTION FOR INDEPENDENT STUDY FACILITIES**

Monterey County Office of Education/Monterey County  
91/10272-00-000

<b>Site</b>	<b>ID Number</b>
37 Mortensen Ave, Salinas, CA 93905	27-10272-2730265

# Unused Sites Program

## **UNUSED SITES**

### **EXHIBIT/APPL. NO. 92/69344-00-000**

Vista Del Mar Union Elementary – Santa Barbara County

### **PURPOSE OF REPORT**

To present the District's request for the State Allocation Board (Board) to grant a stop of the 2021/22 Fiscal Year unused site assessment fee.

### **DESCRIPTION**

The District was assessed an unused site fee of \$18,462 for the 2021/22 Fiscal Year at the November 28, 2022 Board meeting, and it is scheduled to be deducted from the District's State School Fund Apportionment during the months of February through May 2023. The District recently submitted documentation indicating that this district is a "basic aid district". Therefore, the District is eligible for a stop of the unused site assessment fee that will be withheld for the 2021/22 Fiscal Year.

<b><u>Site</u></b>	<b><u>Year</u></b>	<b><u>Annual Payment</u></b>	<b><u>Recommendation</u></b>
Adjoining Vista Del Mar	2021/22	\$18,462	Stop

### **AUTHORITY**

Pursuant to Education Code (EC) Section 17222, in no event shall the unused site deductions from the State School Fund exceed an amount which would result in a district's receiving, in any school year, less than one hundred twenty dollars (\$120) per pupil in average daily attendance in the district during the preceding school year.

### **BACKGROUND**

As required by law, all school districts are required to report any unused school sites to the Board annually. The school districts self-certify requests for waivers and reduction of fees based on certain criteria outlined in EC Section 17219. EC Section 17222 allows for districts to receive a waiver if the district is considered a "basic aid district". The District recently submitted documentation certifying that it is a "basic aid district", which is an allowable waiver and, therefore, should not be charged unused site assessment fees on this site.

### **STAFF ANALYSIS/STATEMENTS**

The District has provided documentation to support its request.

### **RECOMMENDATION**

Approve the District's request for a stop of the 2021/22 Fiscal Year unused site assessment fee in the amount of \$18,462 and notify the State Controller's Office to stop the Annual Payment.

## **UNUSED SITES**

### **EXHIBIT/APPL. NO. 92/68478-00-000**

San Francisco Unified – San Francisco County

### **PURPOSE OF REPORT**

To present the District's request for the State Allocation Board (Board) to grant a stop of the 2021/22 Fiscal Year unused site assessment fee.

### **DESCRIPTION**

The District was assessed an unused site fee of \$25,135 for the 2021/22 Fiscal Year at the November 28, 2022 Board meeting, and it is scheduled to be deducted from the District's State School Fund Apportionment during the months of February through May 2023. The District recently submitted documentation indicating that this site is being used for community use purposes. Therefore, the District is eligible for a stop of the unused site assessment fee that will be withheld for the 2021/22 Fiscal Year.

<b><u>Site</u></b>	<b><u>Year</u></b>	<b><u>Annual Payment</u></b>	<b><u>Recommendation</u></b>
Sir Francis Drake Annex	2021/22	\$25,135	Stop

### **AUTHORITY**

Pursuant to Education Code (EC) Section 17219(e), nonuse payments shall not be required "for any year with respect to a schoolsite that for one-half or more of the number of days of that year has been utilized for any of the following purposes: (1) By the school district, or by any other governmental entity pursuant to agreement with the school district, for school purposes...."

### **BACKGROUND**

As required by law, all school districts are required to report any unused school sites to the Board annually. The school districts self-certify requests for waivers and reduction of fees based on certain criteria outlined in EC Section 17219. EC Section 17219(e) allows for districts to receive a waiver if the site is used for public school purposes for at least one-half the fiscal year. The District recently submitted documentation certifying that the site is being used for community purposes.

### **STAFF ANALYSIS/STATEMENTS**

The District has provided documentation to support its request.

### **RECOMMENDATION**

Approve the District's request for a stop of the 2021/22 Fiscal Year unused site assessment fee in the amount of \$25,135 and notify the State Controller's Office to stop the Annual Payment.

## **UNUSED SITES**

### **EXHIBIT/APPL. NO. 92/68478-00-000**

San Francisco Unified – San Francisco County

### **PURPOSE OF REPORT**

To present the District's request for the State Allocation Board (Board) to grant a refund of the 2019/20 and the 2020/21 Fiscal Years unused site assessment fees.

### **DESCRIPTION**

The District was assessed an unused site fee totaling \$46,719 for the 2019/20 and 2020/21 Fiscal Years at the December 9, 2020 and the December 7, 2021 Board meetings, and were deducted from the District's State School Fund Apportionment during the months of February through May in 2021 and 2022. The District recently submitted documentation indicating that the district is using this site for community purposes. Therefore, the District is eligible for a refund for the unused site assessment fees withheld for the 2019/2020 and 2020/21 Fiscal Years.

<b><u>Site</u></b>	<b><u>Year</u></b>	<b><u>Annual Payment</u></b>	<b><u>Recommendation</u></b>
Sir Francis Drake Annex	2019/20	\$22,712	Refund
Sir Francis Drake Annex	2020/21	\$24,007	Refund

### **AUTHORITY**

Pursuant to Education Code (EC) Section 17219(e), nonuse payments shall not be required "for any year with respect to a schoolsite that for one-half or more of the number of days of that year has been utilized for any of the following purposes: (1) By the school district, or by any other governmental entity pursuant to agreement with the school district, for school purposes...."

### **BACKGROUND**

As required by law, all school districts are required to report any unused school sites to the Board annually. The school districts self-certify requests for waivers and reduction of fees based on certain criteria outlined in EC Section 17219. EC Section 17219(e) allows for districts to receive a waiver if the site is used for public school purposes for at least one-half the fiscal year. The District recently submitted documentation certifying that the site is being used for community purposes.

### **STAFF ANALYSIS/STATEMENTS**

The District has provided documentation to support its request.

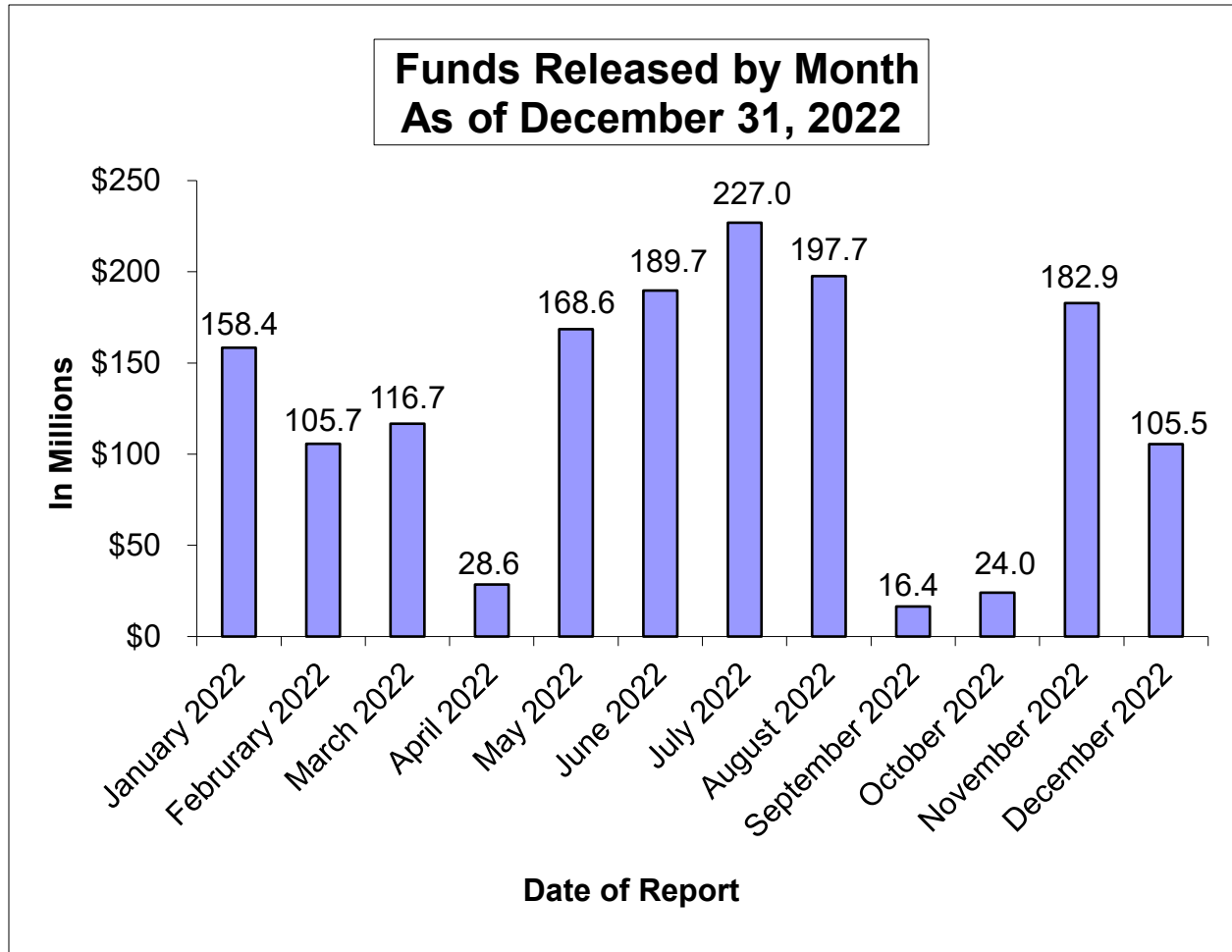


## **RECOMMENDATION**

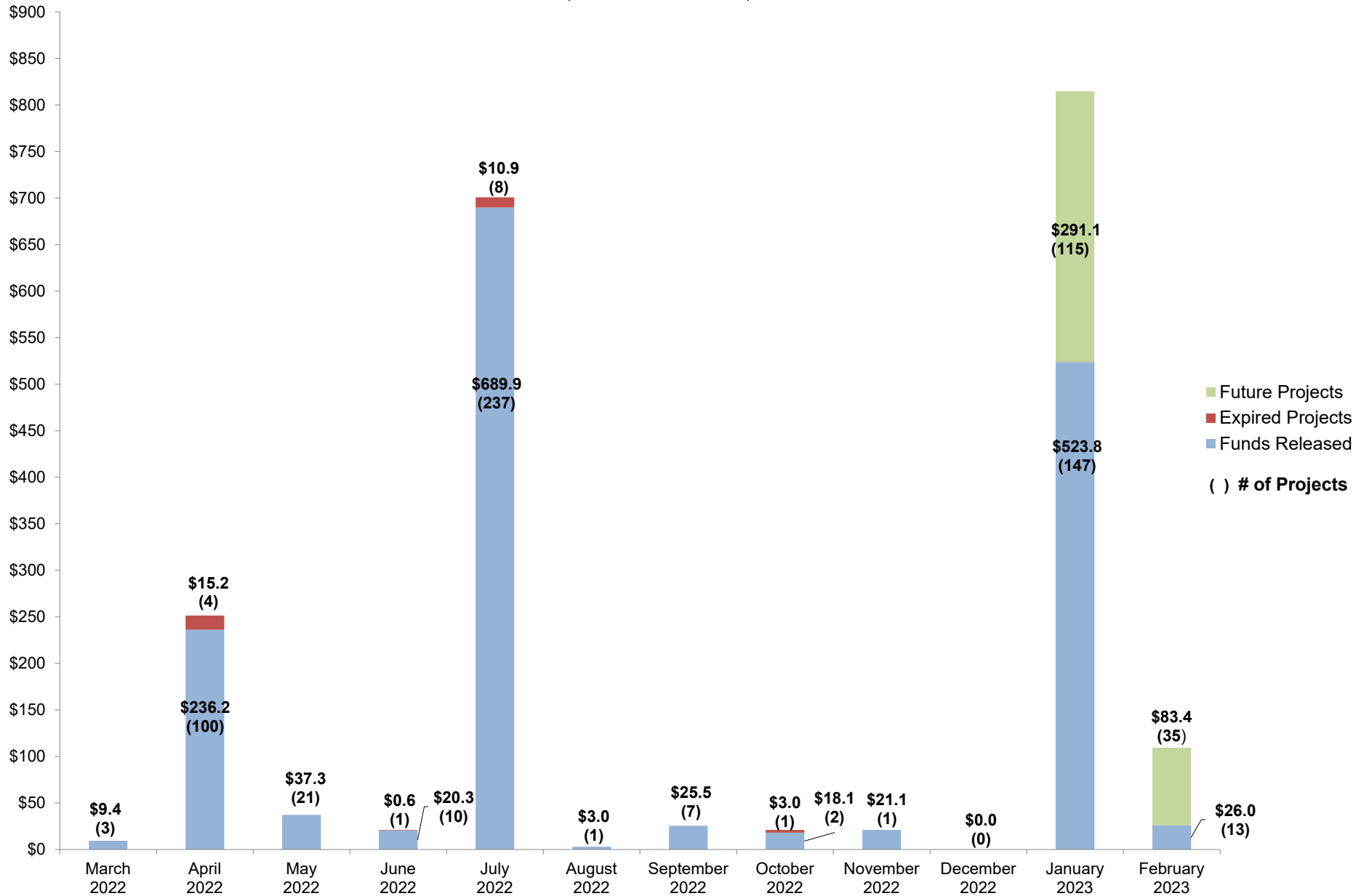
Approve the District's request for a refund of the 2019/20 and 2020/21 Fiscal Years unused site assessment fees in the amount of \$46,719 and notify the State Controller's Office to refund the Annual Payment.

# Financial Reports

## STATUS OF FUND RELEASES



Status of School Facility Program Apportionments Set to Expire  
due to Time Limit on Fund Release, as of November 28, 2022 SAB  
(in millions of dollars)



**SCHOOL FACILITY PROGRAM**  
Available Funds (in Millions) As of January 25, 2023

AB 181 - Leroy F. Greene School Facilities Act of 1998									
Program	Original Bond Allocation	Remaining Authority as of November 28, 2022	Estimated Approvals for January 25, 2023	Special Items/PIF	Remaining Authority as of January 25, 2023 (excludes Unfunded Approvals)	Accumulated Unfunded Approvals as of November 28, 2022	Estimated Unfunded Approvals for January 25, 2023	Special Items/PIF	Remaining Authority as of January 25, 2023 (includes Unfunded Approvals)
General Fund FY 22/23	\$1,550.0	\$836.3	-\$0.1	\$8.0	\$844.2				\$844.2
General Fund FY 23/24	2,060.5	2,060.5			2,060.50				2,060.50
General Fund FY 24/25	875.0	875.0			875.00				875.00
<b>SUBTOTAL</b>	<b>\$4,485.5</b>	<b>\$3,771.8</b>	<b>-\$0.1</b>	<b>\$8.0</b>	<b>\$3,779.7</b>	<b>\$0.0</b>	<b>\$0.0</b>	<b>\$0.0</b>	<b>\$3,779.7</b>
Prop. 51 - \$7 Billion - November 2016									
Program	Original Bond Allocation	Remaining Bond Authority as of November 28, 2022	Estimated Approvals for January 25, 2023	Special Items/PIF	Remaining Bond Authority as of January 25, 2023 (excludes Unfunded Approvals)	Accumulated Unfunded Approvals as of November 28, 2022	Estimated Unfunded Approvals for January 25, 2023	Special Items/PIF	Remaining Bond Authority as of January 25, 2023 (includes Unfunded Approvals)
New Construction	\$3,000.0	\$63.8			\$63.8	-\$11.8			\$52.0
Modernization	3,000.0	631.4	\$0.4		631.8	-27.4			604.4
Career Technical Education	500.0	15.2	-3.0		12.2	-7.9			4.3
Charter School	500.0	328.8			328.8	-294.2			34.6
General Fund FY 21/22	250.0	0.0			0.0				0.0
<b>SUBTOTAL</b>	<b>\$7,250.0</b>	<b>\$1,039.2</b>	<b>-\$2.6</b>	<b>\$0.0</b>	<b>\$1,036.6</b>	<b>-\$341.3</b>	<b>\$0.0</b>	<b>\$0.0</b>	<b>\$695.3</b>
Prop. 1D - \$7.3 Billion - November 2006									
Program	Original Bond Allocation	Remaining Bond Authority as of November 28, 2022	Estimated Approvals for January 25, 2023	Special Items/PIF	Remaining Bond Authority as of January 25, 2023 (excludes Unfunded Approvals)	Accumulated Unfunded Approvals as of November 28, 2022	Estimated Unfunded Approvals for January 25, 2023	Special Items/PIF	Remaining Bond Authority as of January 25, 2023 (includes Unfunded Approvals)
New Construction	\$1,900.0	\$0.6	-\$0.5		\$0.1				\$0.1
Seismic Repair		1.2			1.2				1.2
Modernization	3,300.0	0.9			0.9				0.9
Career Technical Education	500.0	0.2			0.2	-\$0.2			0.0
High Performance Schools	100.0	0.0			0.0				0.0
Overcrowding Relief	1,000.0	6.6			6.6				6.6
Charter School	500.0	172.6			172.6	-172.0			0.6
Joint Use	57.5 <sup>B</sup>	0.0			0.0				0.0
<b>SUBTOTAL</b>	<b>\$7,357.5</b>	<b>\$182.1</b>	<b>-\$0.5</b>	<b>\$0.0</b>	<b>\$181.6</b>	<b>-\$172.2</b>	<b>\$0.0</b>	<b>\$0.0</b>	<b>\$9.4</b>
Prop. 55 - \$10 Billion - March 2004									
Program	Original Bond Allocation	Remaining Bond Authority as of November 28, 2022	Estimated Approvals for January 25, 2023	Special Items/PIF	Remaining Bond Authority as of January 25, 2023 (excludes Unfunded Approvals)	Accumulated Unfunded Approvals as of November 28, 2022	Estimated Unfunded Approvals for January 25, 2023	Special Items/PIF	Remaining Bond Authority as of January 25, 2023 (includes Unfunded Approvals)
New Construction	\$4,965.8 <sup>C</sup>	\$0.5 <sup>D</sup>	-\$0.2		\$0.3				\$0.3
Modernization	2,250.0	0.0			0.0				0.0
Critically Overcrowded Schools	2,440.0	0.0			0.0				0.0
Charter School	300.0	37.2			37.2	-\$36.4			0.8
Joint Use	66.7 <sup>E</sup>	0.0			0.0				0.0
<b>SUBTOTAL</b>	<b>\$10,022.5</b>	<b>\$37.7</b>	<b>-\$0.2</b>	<b>\$0.0</b>	<b>\$37.5</b>	<b>-\$36.4</b>	<b>\$0.0</b>	<b>\$0.0</b>	<b>\$1.1</b>
<b>TOTAL PAGE 1</b>	<b>\$29,115.5</b>	<b>\$5,030.8</b>	<b>-\$3.4</b>	<b>\$8.0</b>	<b>\$5,035.4</b>	<b>-\$549.9</b>	<b>\$0.0</b>	<b>\$0.0</b>	<b>\$4,485.5</b>

A. Balance of bonding authority excludes unfunded approvals.

B. The original bond allocation of \$29 million augmented by \$21 million from Prior Bond Funds to Joint Use at the 06/27/07 SAB meeting and \$7.5 million at the 7/23/08 SAB meeting pursuant to Assembly Bill 127, Chapter 35, Statutes of 2006 (Perata/Nunez).

C. The original bond allocation of \$4,960,000,000 augmented by \$5,831,911 from Prior Bonds at the 10/6/2010 SAB meeting.

D. It includes the transfer of Critically Overcrowded School Facilities Program Funds to New Construction (transfers in Prop. 55 includes: \$268.8 million approved at the 1/25/2006 SAB meeting, \$318.3 million approved at the 9/23/2009 SAB meeting, \$225 million approved at the 8/4/2010 SAB meeting, \$211.7 million approved at the 12/15/2010 SAB meeting, \$145 million at the 4/25/2012 SAB meeting, \$30.4 million after the 3/20/2013 SAB meeting, and \$32,297 after the 3/26/2014 SAB meeting per SFP Regulation Sections 1859.154 (c)).

E. Original bond allocation of \$50,000,000 augmented by \$15,547,233 from the State School Building Aid Fund at the 2/28/2007 SAB meeting and by \$1,232,224 from Prior Bonds at the 10/6/2010 SAB meeting.

F. Includes \$250 million for Lynwood Unified School District.

G. Total authority is not available at this time due to outstanding accounts receivable. Proposition 51 \$402,829.00 for Modernization; Proposition 1D \$532,591.00 for New Construction and \$48,551.93 for Charter School.

Proposition 55 \$161,315.00 for New Construction and \$521,031.80 for Charter School.

**SCHOOL FACILITY PROGRAM**  
Available Funds (in Millions) As of January 25, 2023

Prop. 47 - \$11.4 Billion - November 2002									
Program	Original Bond Allocation	Remaining Bond Authority as of November 28, 2022	Estimated Approvals for January 25, 2023	Special Items/PIF	Remaining Bond Authority as of January 25, 2023 (excludes Unfunded Approvals)	Accumulated Unfunded Approvals as of November 28, 2022	Estimated Unfunded Approvals for January 25, 2023	Special Items/PIF	Remaining Bond Authority as of January 25, 2023 (includes Unfunded Approvals)
New Construction	\$6,250.0	\$0.3			\$0.3				\$0.3
Modernization	3,300.0	0.0			0.0				0.0
Critically Overcrowded Schools	1,700.0	0.0			0.0				0.0
Charter School	100.0	14.8			14.8	-\$14.6			0.2
Joint Use	50.0	0.0			0.0				0.0
<b>SUBTOTAL</b>	<b>\$11,400.0</b>	<b>\$15.1</b>	<b>\$0.0</b>	<b>\$0.0</b>	<b>\$15.1<sup>A</sup></b>	<b>-\$14.6</b>	<b>\$0.0</b>	<b>\$0.0</b>	<b>\$0.5</b>

Prop. 1A - \$6.7 Billion - November 1998									
Program	Original Bond Allocation	Remaining Bond Authority as of November 28, 2022	Estimated Approvals for January 25, 2023	Special Items/PIF	Remaining Bond Authority as of January 25, 2023 (excludes Unfunded Approvals)	Accumulated Unfunded Approvals as of November 28, 2022	Estimated Unfunded Approvals for January 25, 2023	Special Items/PIF	Remaining Bond Authority as of January 25, 2023 (includes Unfunded Approvals)
New Construction	\$2,900.0	\$0.2			\$0.2				\$0.2
Modernization	2,100.0	0.0			0.0				0.0
Hardship	1,000.0	0.0			0.0				0.0
Class Size Reduction	700.0	0.0			0.0				0.0
<b>SUBTOTAL</b>	<b>\$6,700.0</b>	<b>\$0.2</b>	<b>\$0.0</b>	<b>\$0.0</b>	<b>\$0.2</b>	<b>\$0.0</b>	<b>\$0.0</b>	<b>\$0.0</b>	<b>\$0.2</b>
<b>TOTAL PAGE 2</b>	<b>\$18,100.0</b>	<b>\$15.3</b>	<b>\$0.0</b>	<b>\$0.0</b>	<b>\$15.3</b>	<b>-\$14.6</b>	<b>\$0.0</b>	<b>\$0.0</b>	<b>\$0.7</b>
<b>TOTAL FROM PAGE 1</b>	<b>\$29,115.5</b>	<b>\$5,030.8</b>	<b>-\$3.4</b>	<b>\$8.0</b>	<b>\$5,035.4</b>	<b>-\$549.9</b>	<b>\$0.0</b>	<b>\$0.0</b>	<b>\$4,485.5</b>
<b>GRAND TOTAL</b>	<b>\$47,215.5</b>	<b>\$5,046.1</b>	<b>-\$3.4</b>	<b>\$8.0</b>	<b>\$5,050.7</b>	<b>-\$564.5</b>	<b>\$0.0</b>	<b>\$0.0</b>	<b>\$4,486.2</b>

**California Preschool, Transitional and Full-Day Kindergarten Facilities Grant Program**

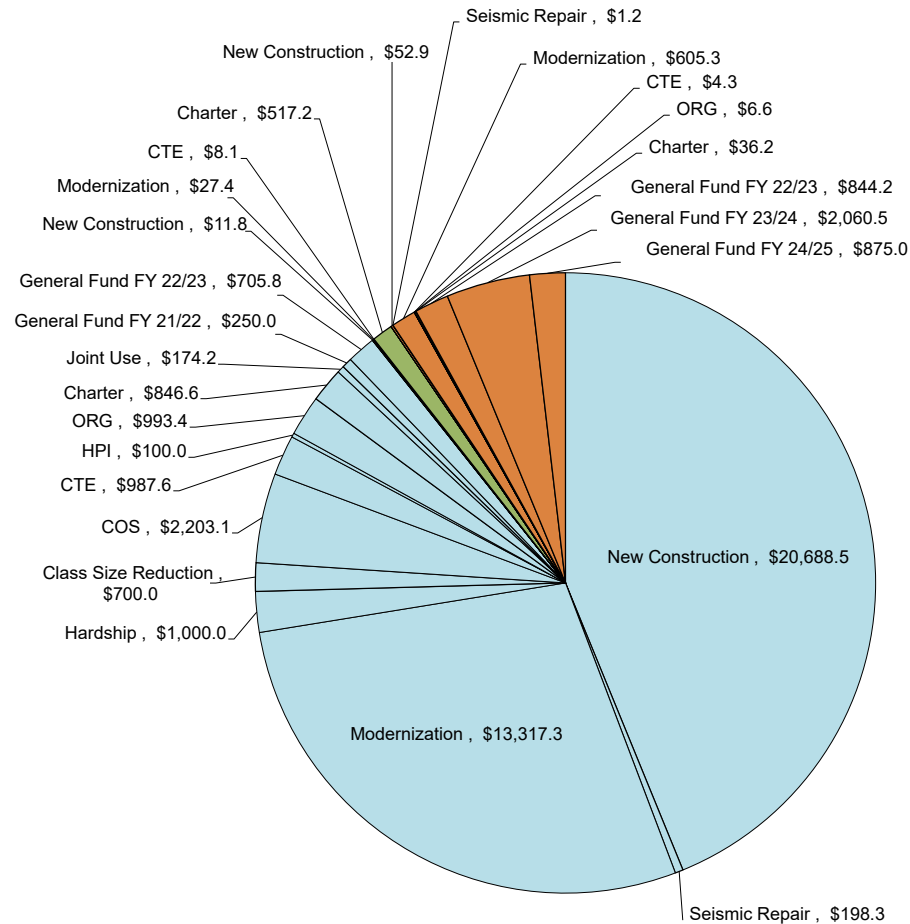
Program	Appropriation	Remaining Authority as of November 28, 2022	Estimated Approvals for January 25, 2023	Miscellaneous Adjustments for January 25, 2023	Remaining Authority as of January 25, 2023
Chapter 32, Statutes of 2018 (AB 1808) - Full-Day Kindergarten (FY 18/19)	\$100.0	\$0.0			\$0.0
AB 130 California Preschool, Transitional and Full-Day Kindergarten FY 21-22	\$490.0	\$252.7		\$9.0	\$261.7 <sup>B</sup>
AB 181 California Preschool, Transitional and Full-Day Kindergarten FY 22-23	\$100.0	\$100.0		-0.8	\$99.2 <sup>C</sup>
AB 181 California Preschool, Transitional and Full-Day Kindergarten FY 23-24	\$550.0	\$550.0			\$550.0
<b>TOTAL</b>	<b>\$1,240.0</b>	<b>\$902.7</b>	<b>\$0.0</b>	<b>\$8.2</b>	<b>\$910.9</b>

A. Balance of Bonding Authority Excludes Unfunded Approvals.

B. Pursuant to AB 130 and Education code 17375(k), DGS may charge up to \$12.25 million for administration expenses to administer program. \$9.0 million that is no longer needed for administration expenses is being returned to the Program.

C. Pursuant to AB 181 and Education code 17375(k), DGS may charge up to 2.5% for administration expenses. DGS is enumbering \$0.8 million for administration expenses.

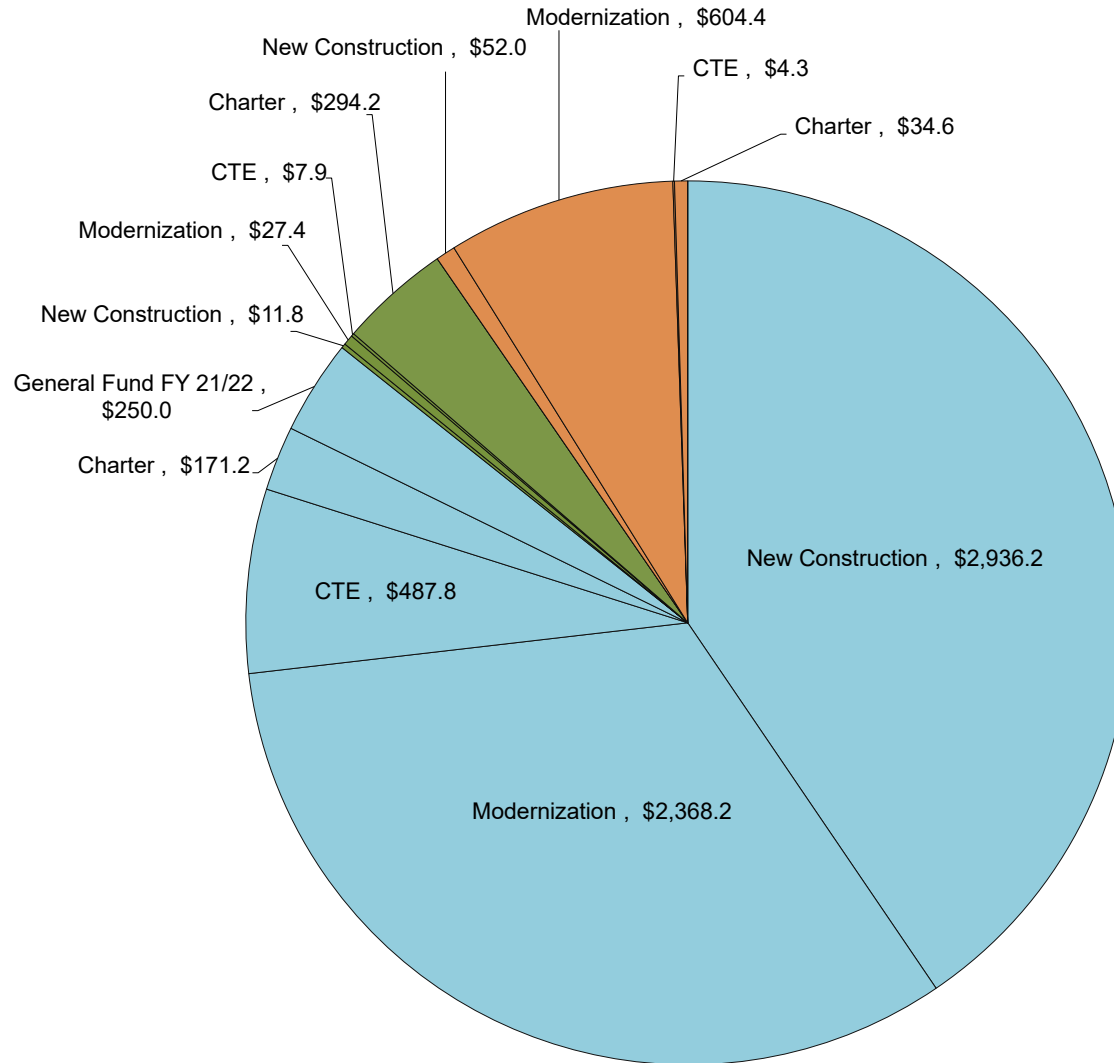
**AB 181, Proposition 51, 1D, 55, 47, and 1A  
Bond Authority - \$47.216 billion  
(in millions of dollars)**



AB 181, Proposition 51, 1D, 55, 47, and 1A Totals		
New Construction*	\$	20,688.5
Seismic Repair	\$	198.3
Modernization	\$	13,317.3
Hardship	\$	1,000.0
Class Size Reduction	\$	700.0
COS	\$	2,203.1
CTE	\$	987.6
HPI	\$	100.0
ORG	\$	993.4
Charter	\$	846.6
Joint Use	\$	174.2
General Fund FY 21/22	\$	250.0
General Fund FY 22/23	\$	705.8
General Fund FY 23/24	\$	-
General Fund FY 24/25	\$	-
<b>Apportioned</b>	<b>\$</b>	<b>42,164.8</b>
		<b>89.3%</b>
New Construction	\$	11.8
Seismic Repair	\$	-
Modernization	\$	27.4
Hardship	\$	-
Class Size Reduction	\$	-
COS	\$	-
CTE	\$	8.1
HPI	\$	-
ORG	\$	-
Charter	\$	517.2
Joint Use	\$	-
General Fund FY 21/22	\$	-
General Fund FY 22/23	\$	-
General Fund FY 23/24	\$	-
General Fund FY 24/25	\$	-
<b>Unfunded Approvals</b>	<b>\$</b>	<b>564.5</b>
		<b>1.2%</b>
New Construction	\$	52.9
Seismic Repair	\$	1.2
Modernization	\$	605.3
Hardship	\$	-
Class Size Reduction	\$	-
COS	\$	-
CTE	\$	4.3
HPI	\$	-
ORG	\$	6.6
Charter	\$	36.2
Joint Use	\$	-
General Fund FY 21/22	\$	-
General Fund FY 22/23	\$	844.2
General Fund FY 23/24	\$	2,060.5
General Fund FY 24/25	\$	875.0
<b>Remaining Bond Authority</b>	<b>\$</b>	<b>4,486.2</b>
		<b>9.5%</b>
<b>Grand Total</b>	<b>\$</b>	<b>47,216</b>
		<b>100.0%</b>

\*Includes Energy Efficiency, Small High Schools, Seismic Repair, and the transfer of Critically Overcrowded School Facilities Program Funds to New Construction (\$700 million and \$68.1 million from Prop. 47; \$268.8 million, \$318.3 million, \$225 million, \$211.7 million, \$145 million, and \$30.4 million from Prop. 55). Also, Prop 55 includes \$5.8 million from the Lease Purchase Program on October 6, 2010.

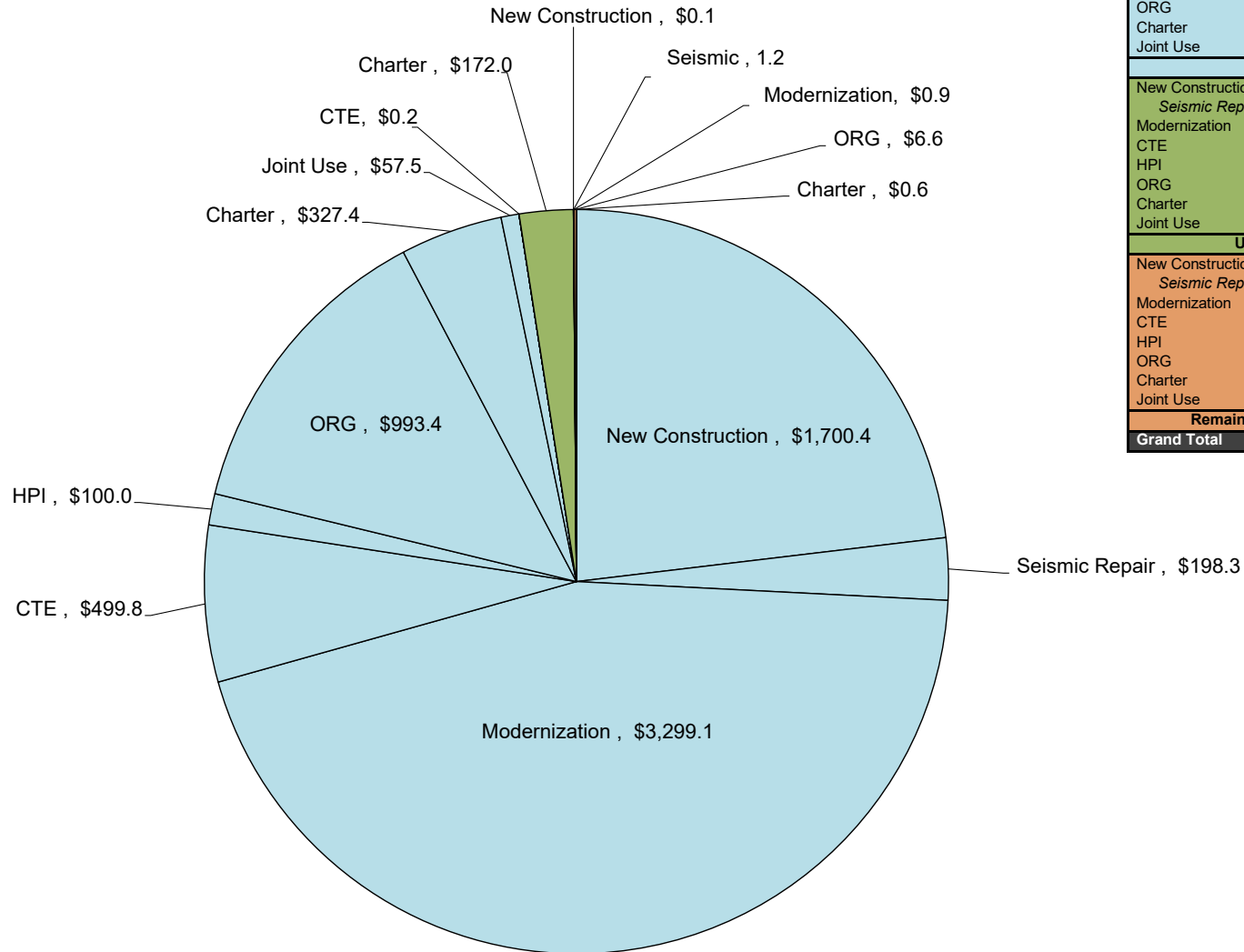
# Proposition 51 Bond Authority - \$7.250 billion (in millions of dollars)



Proposition 51 Totals		
New Construction	\$ 2,936.2	
Modernization	\$ 2,368.2	
CTE	\$ 487.8	
Charter	\$ 171.2	
General Fund FY 21/22	\$ 250.0	
<b>Apportioned</b>	<b>\$ 6,213.4</b>	<b>85.7%</b>
New Construction	\$ 11.8	
Modernization	\$ 27.4	
CTE	\$ 7.9	
Charter	\$ 294.2	
General Fund FY 21/22	\$ -	
<b>Unfunded Approvals</b>	<b>\$ 341.3</b>	<b>4.7%</b>
New Construction	\$ 52.0	
Modernization	\$ 604.4	
CTE	\$ 4.3	
Charter	\$ 34.6	
General Fund FY 21/22	\$ -	
<b>Remaining Bond Authority</b>	<b>\$ 695.3</b>	<b>9.6%</b>
<b>Grand Total</b>	<b>\$ 7,250</b>	<b>100.0%</b>

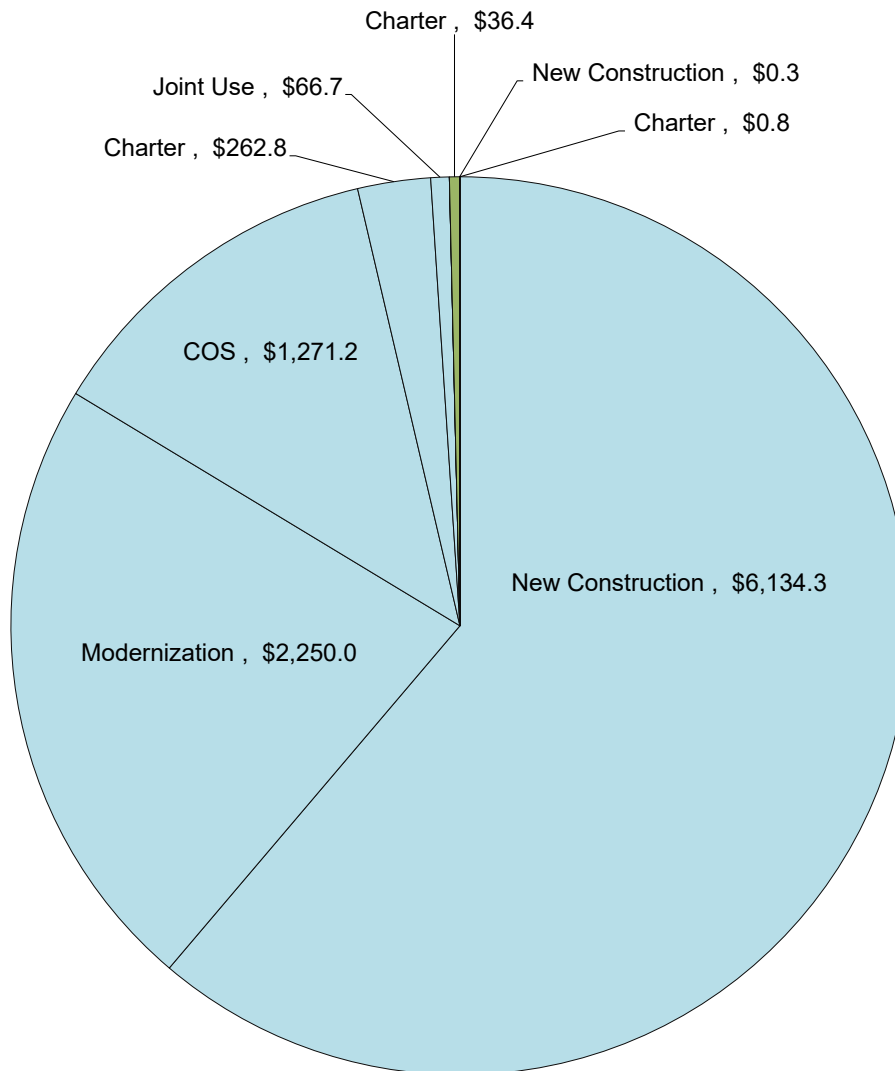


# Proposition 1D Bond Authority - \$7.358 billion (in millions of dollars)



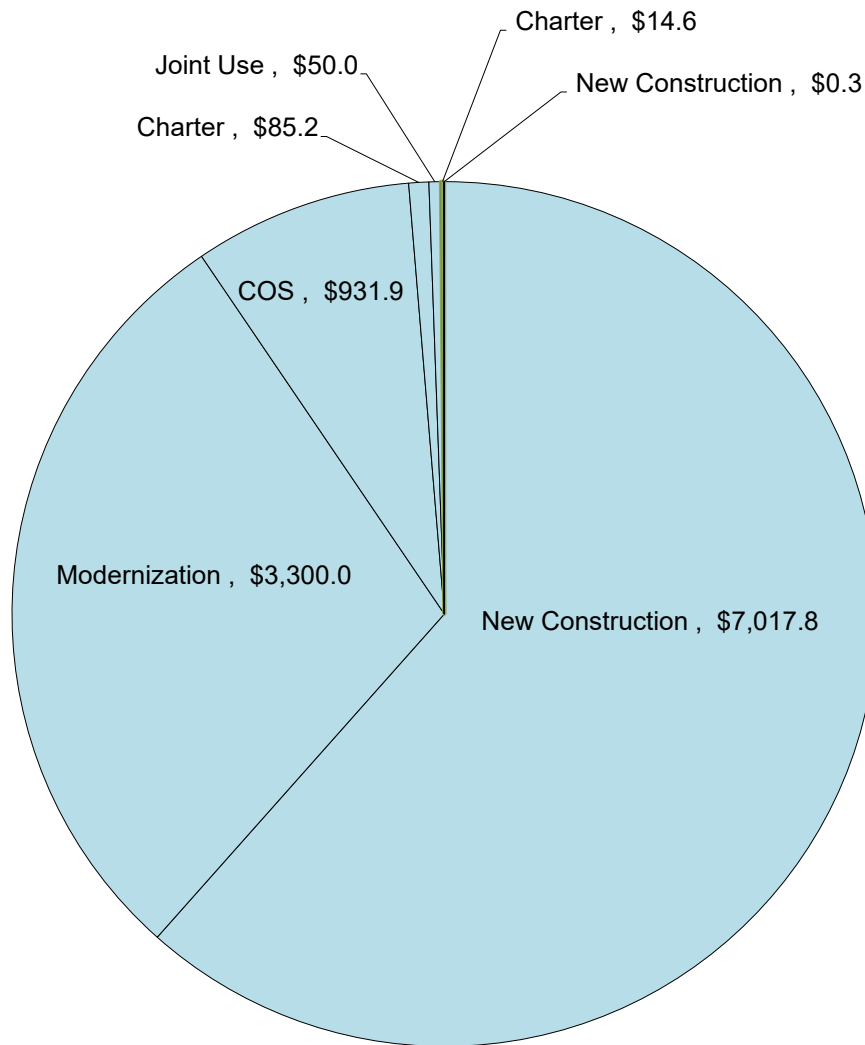
Proposition 1D Totals		
New Construction	\$	1,700.4
Seismic Repair	\$	198.3
Modernization	\$	3,299.1
CTE	\$	499.8
HPI	\$	100.0
ORG	\$	993.4
Charter	\$	327.4
Joint Use	\$	57.5
<b>Apportioned</b>	<b>\$</b>	<b>7,175.9</b>
		<b>97.5%</b>
New Construction	\$	-
Seismic Repair	\$	-
Modernization	\$	-
CTE	\$	0.2
HPI	\$	-
ORG	\$	-
Charter	\$	172.0
Joint Use	\$	-
<b>Unfunded Approvals</b>	<b>\$</b>	<b>172.2</b>
		<b>2.3%</b>
New Construction	\$	0.1
Seismic Repair	\$	1.2
Modernization	\$	0.9
CTE	\$	-
HPI	\$	-
ORG	\$	6.6
Charter	\$	0.6
Joint Use	\$	-
<b>Remaining Bond Authority</b>	<b>\$</b>	<b>9.4</b>
		<b>0.1%</b>
<b>Grand Total</b>	<b>\$</b>	<b>7,358</b>
		<b>100.0%</b>

# Proposition 55 Bond Authority - \$10.023 billion (in millions of dollars)



Proposition 55 Totals		
New Construction	\$ 6,134.3	
Modernization	\$ 2,250.0	
COS	\$ 1,271.2	
Charter	\$ 262.8	
Joint Use	\$ 66.7	
<b>Apportioned</b>	<b>\$ 9,985.0</b>	<b>99.6%</b>
New Construction	\$ -	
Modernization	\$ -	
COS	\$ -	
Charter	\$ 36.4	
Joint Use	\$ -	
<b>Unfunded Approvals</b>	<b>\$ 36.4</b>	<b>0.4%</b>
New Construction	\$ 0.3	
Modernization	\$ -	
COS	\$ -	
Charter	\$ 0.8	
Joint Use	\$ -	
<b>Remaining Bond Authority</b>	<b>\$ 1.1</b>	<b>0.0%</b>
<b>Grand Total</b>	<b>\$ 10,023</b>	<b>100.0%</b>

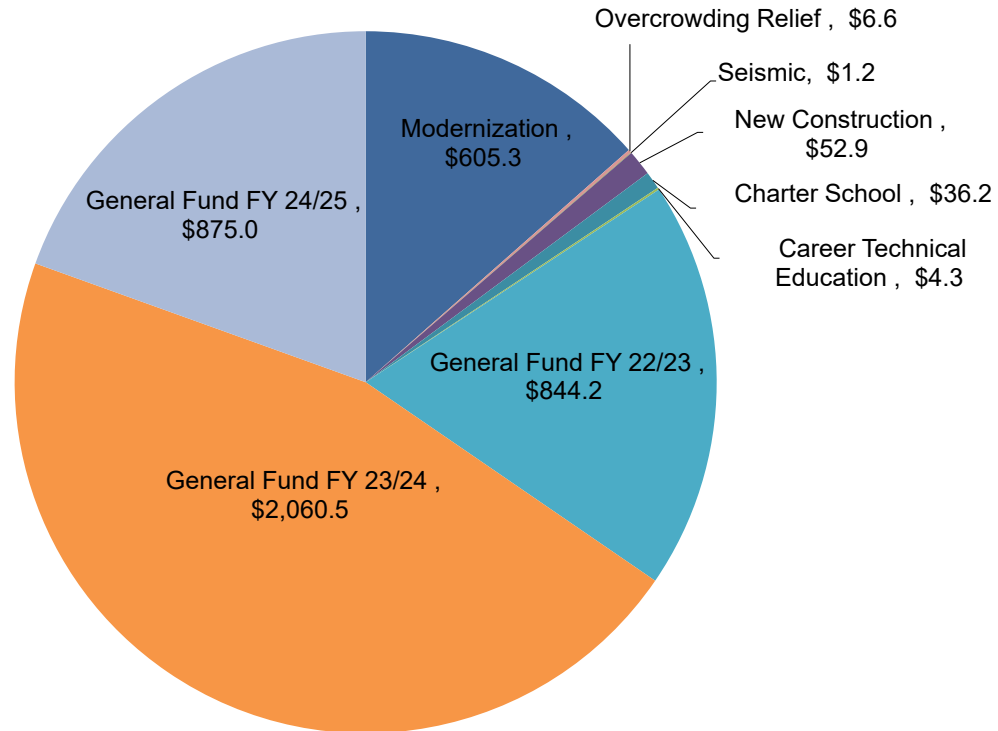
# Proposition 47 Bond Authority - \$11.400 billion (in millions of dollars )



Proposition 47 Totals		
New Construction	\$ 7,017.8	
Modernization	\$ 3,300.0	
COS	\$ 931.9	
Charter	\$ 85.2	
Joint Use	\$ 50.0	
<b>Apportioned</b>	<b>\$ 11,384.9</b>	<b>99.9%</b>
New Construction	\$ -	
Modernization	\$ -	
COS	\$ -	
Charter	\$ 14.6	
Joint Use	\$ -	
<b>Unfunded Approvals</b>	<b>\$ 14.6</b>	<b>0.1%</b>
New Construction	\$ 0.3	
Modernization	\$ -	
COS	\$ -	
Charter	\$ 0.2	
Joint Use	\$ -	
<b>Remaining Bond Authority</b>	<b>\$ 0.5</b>	<b>0.0%</b>
<b>Grand Total</b>	<b>\$ 11,400</b>	<b>100.0%</b>

# Remaining Bond Authority - \$4,486.2 million

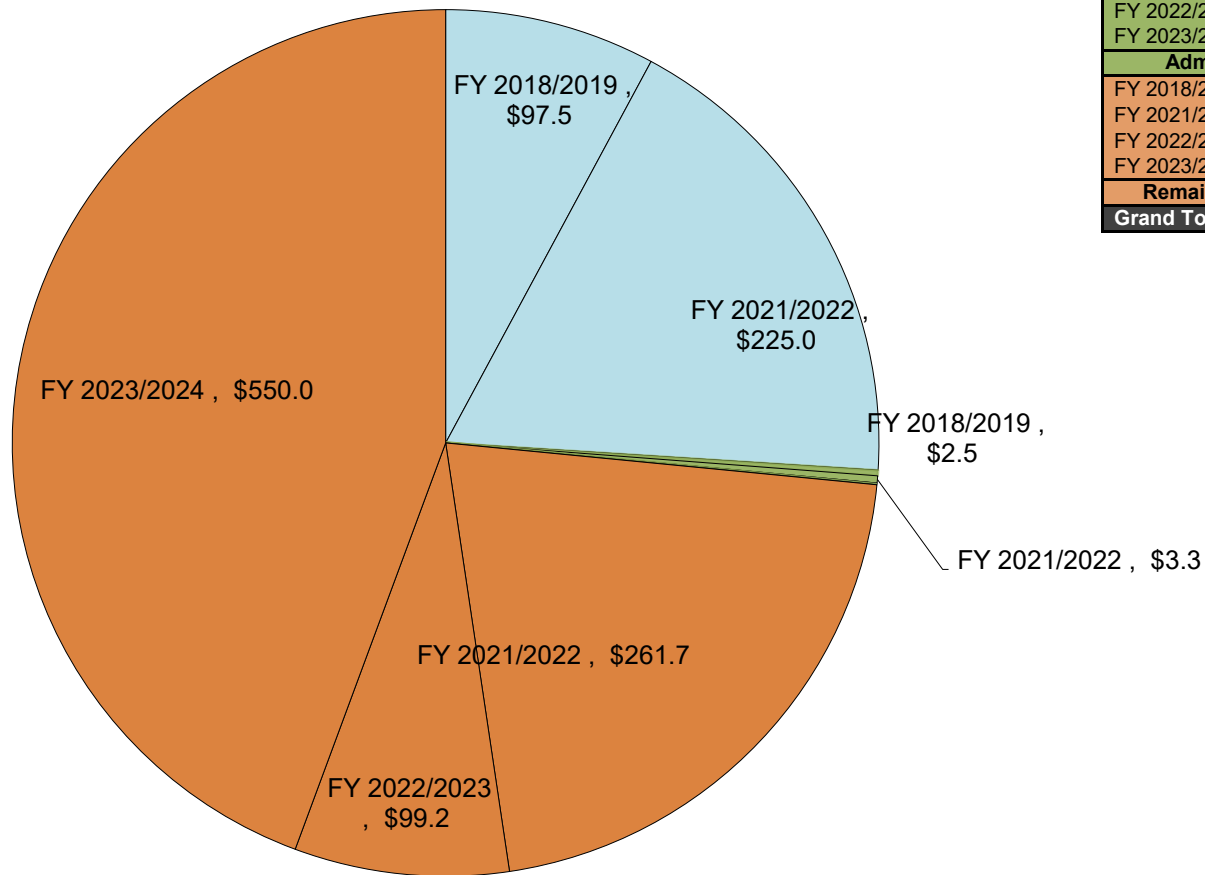
(by program, in millions)  
As of January 25, 2023 SAB



Remaining Bond Authority (in millions)	
Modernization	\$ 605.3
Overcrowding Relief	\$ 6.6
Seismic Repair	\$ 1.2
New Construction	\$ 52.9
Charter School	\$ 36.2
High Performance Schools	\$ -
Critically Overcrowded Schools	\$ -
Hardship	\$ -
Career Technical Education	\$ 4.3
General Fund FY 21/22	\$ -
General Fund FY 22/23	\$ 844.2
General Fund FY 23/24	\$ 2,060.5
General Fund FY 24/25	\$ 875.0
<b>Grand Total</b>	<b>\$ 4,486.2</b>

# California Preschool, Transitional and Full-Day Kindergarten Facilities Grant Program - \$1,240 million

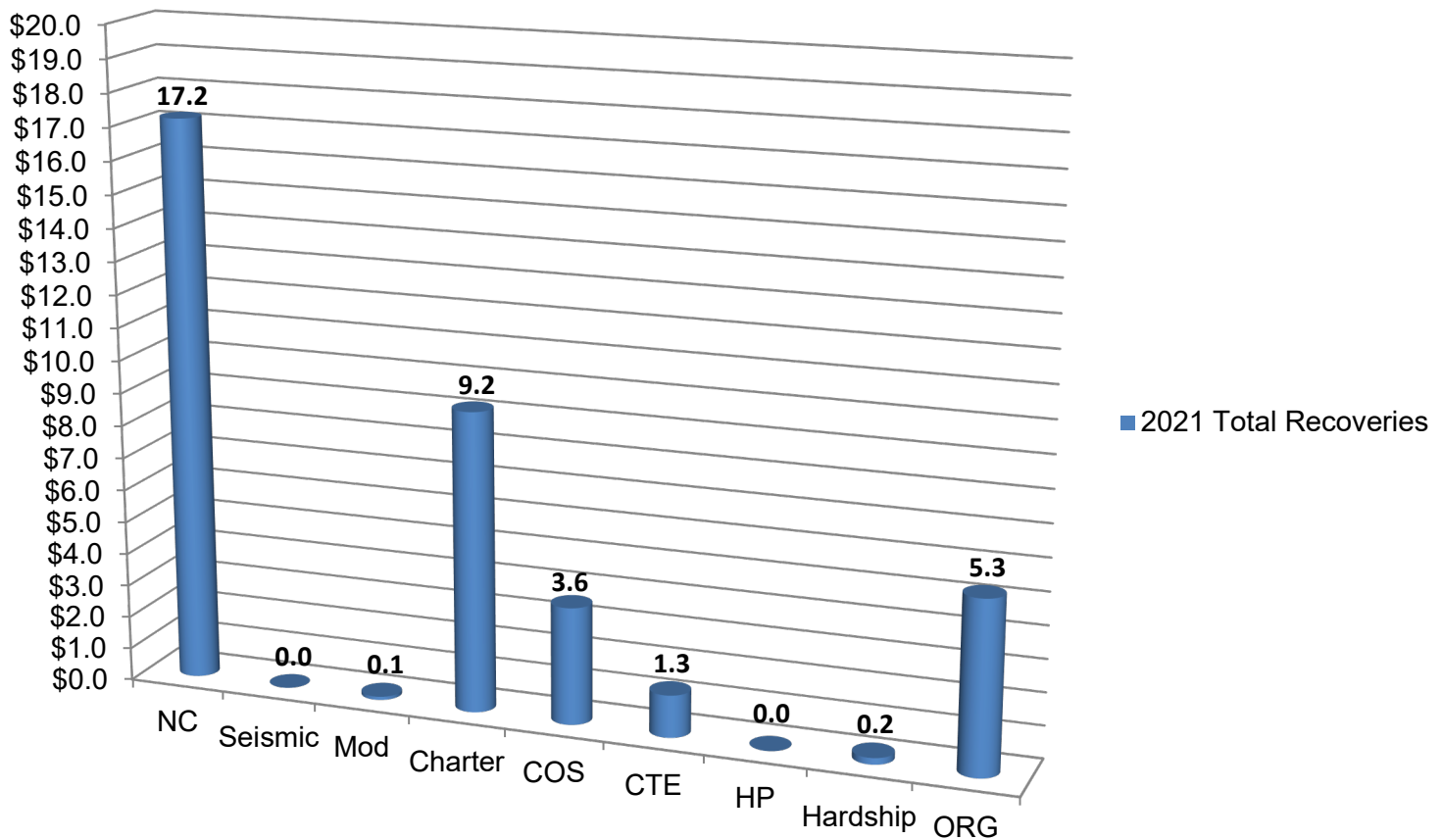
(in millions of dollars )



California Preschool, Transitional and Full-Day Kindergarten Facilities Grant Program Totals		
FY 2018/2019	\$ 97.5	
FY 2021/2022	\$ 225.0	
FY 2022/2023	\$ -	
FY 2023/2024	\$ -	
<b>Apportioned</b>	<b>\$ 322.5</b>	<b>26.0%</b>
FY 2018/2019	\$ 2.5	
FY 2021/2022	\$ 3.3	
FY 2022/2023	\$ 0.8	
FY 2023/2024	\$ -	
<b>Administrative Costs</b>	<b>\$ 6.6</b>	<b>0.5%</b>
FY 2018/2019	\$ -	
FY 2021/2022	\$ 261.7	
FY 2022/2023	\$ 99.2	
FY 2023/2024	\$ 550.0	
<b>Remaining Authority</b>	<b>\$ 910.9</b>	<b>73.5%</b>
<b>Grand Total</b>	<b>\$ 1,240</b>	<b>100.0%</b>

## Fund Recoveries\* – 2021

(Totals represented in millions of dollars)



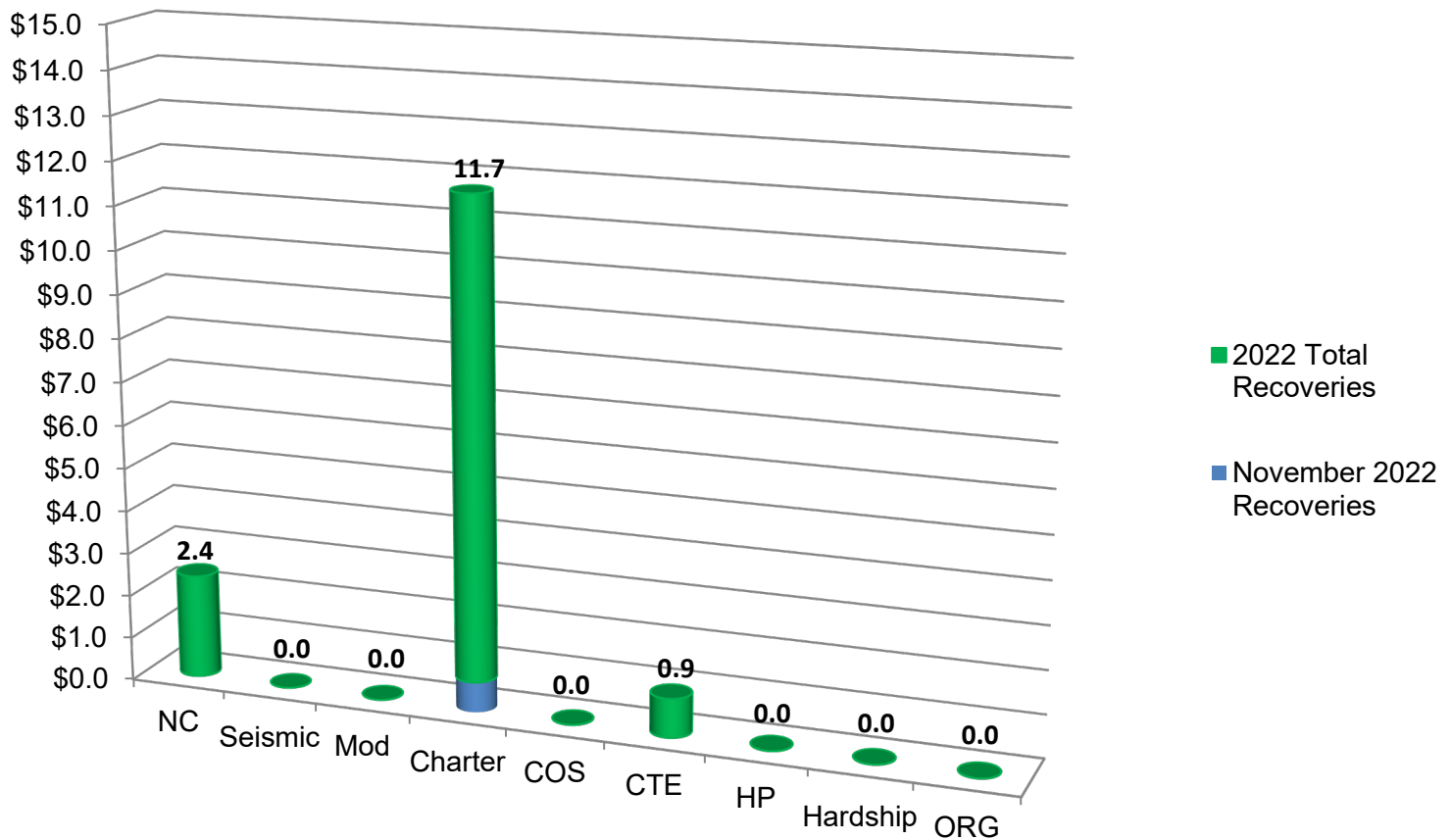
	2021 Totals**
NC	\$17,201,243
Seismic	\$0
Modernization	\$92,738
Charter	\$9,237,580
COS	\$3,606,124
CTE	\$1,275,592
HP	\$0
Hardship	\$226,067
ORG	\$5,307,860
Total	\$36,947,204

\*Includes bond proceeds returned (authority may not be available) to the program through reductions to cost incurred, close-outs, loan repayments, rescissions, and special education local plan area transfers.

\*\* 2021 Totals does not reflect any reallocation of authority. For current availability of bond authority, see Status of Funds.

# Fund Recoveries\* – as of November 28, 2022 SAB

(Totals represented in millions of dollars)



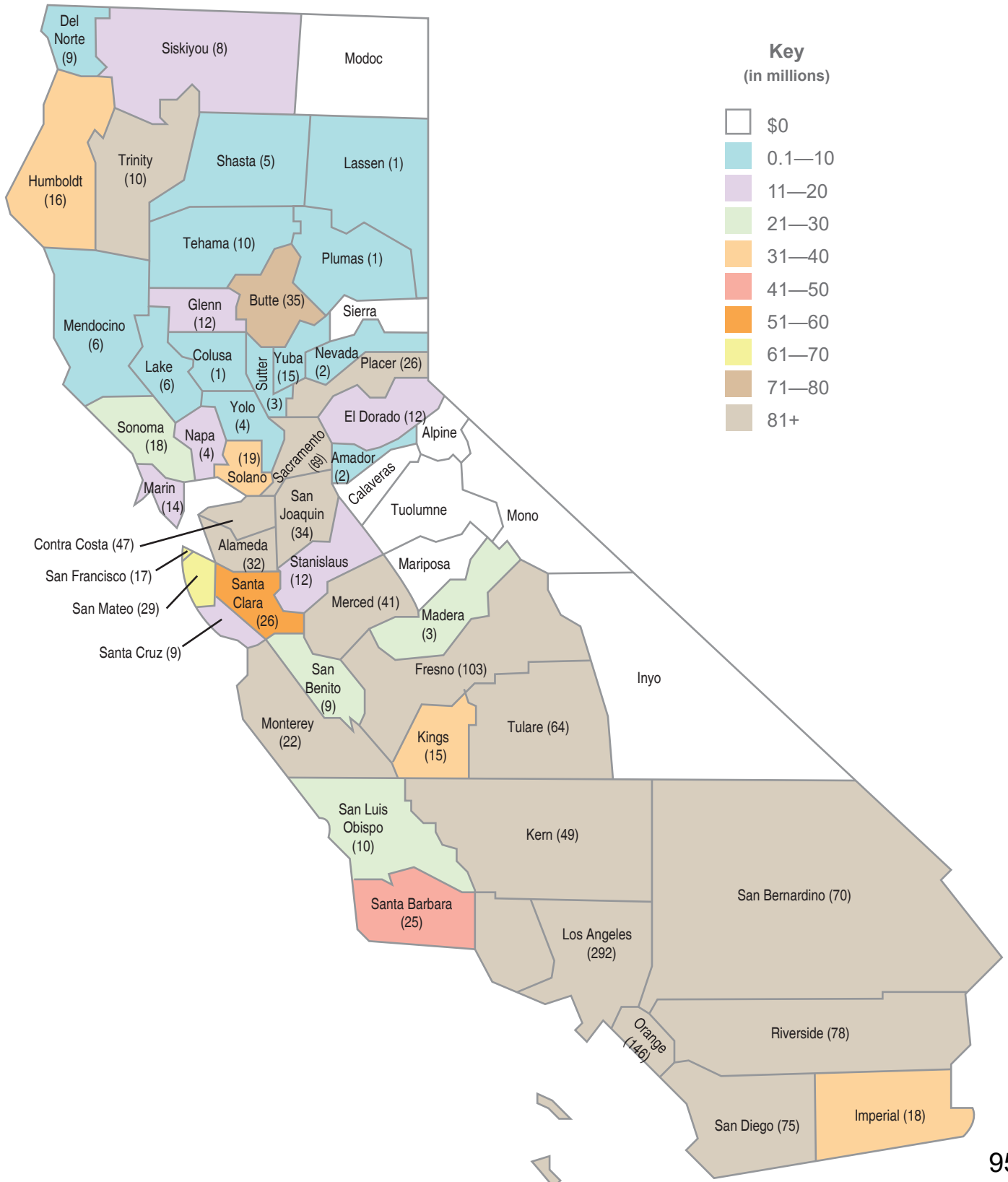
November 2022	1A	47	55	1D	51	Totals	2022 Totals**
NC	\$0	\$0	\$0	\$0	\$0	\$0	\$2,354,856
Seismic	\$0	\$0	\$0	\$0	\$0	\$0	\$0
Modernization	\$0	\$0	\$0	\$0	\$0	\$0	\$0
Charter	\$0	\$176,469	\$173,547	\$301,275	\$8,902	\$660,193	\$11,676,137
COS	\$0	\$0	\$0	\$0	\$0	\$0	\$0
CTE	\$0	\$0	\$0	\$0	\$0	\$0	\$867,647
HP	\$0	\$0	\$0	\$0	\$0	\$0	\$0
Hardship	\$0	\$0	\$0	\$0	\$0	\$0	\$0
ORG	\$0	\$0	\$0	\$0	\$0	\$0	\$0
Total						\$660,193	\$14,898,640

\*Includes bond proceeds returned (authority may not be available) to the program through reductions to cost incurred, close-outs, loan repayments, rescissions, and special education local plan area transfers.

\*\* 2022 Totals does not reflect any reallocation of authority. For current availability of bond authority, see Status of Funds.

## School Facility Program Proposition 51 Apportionments by County

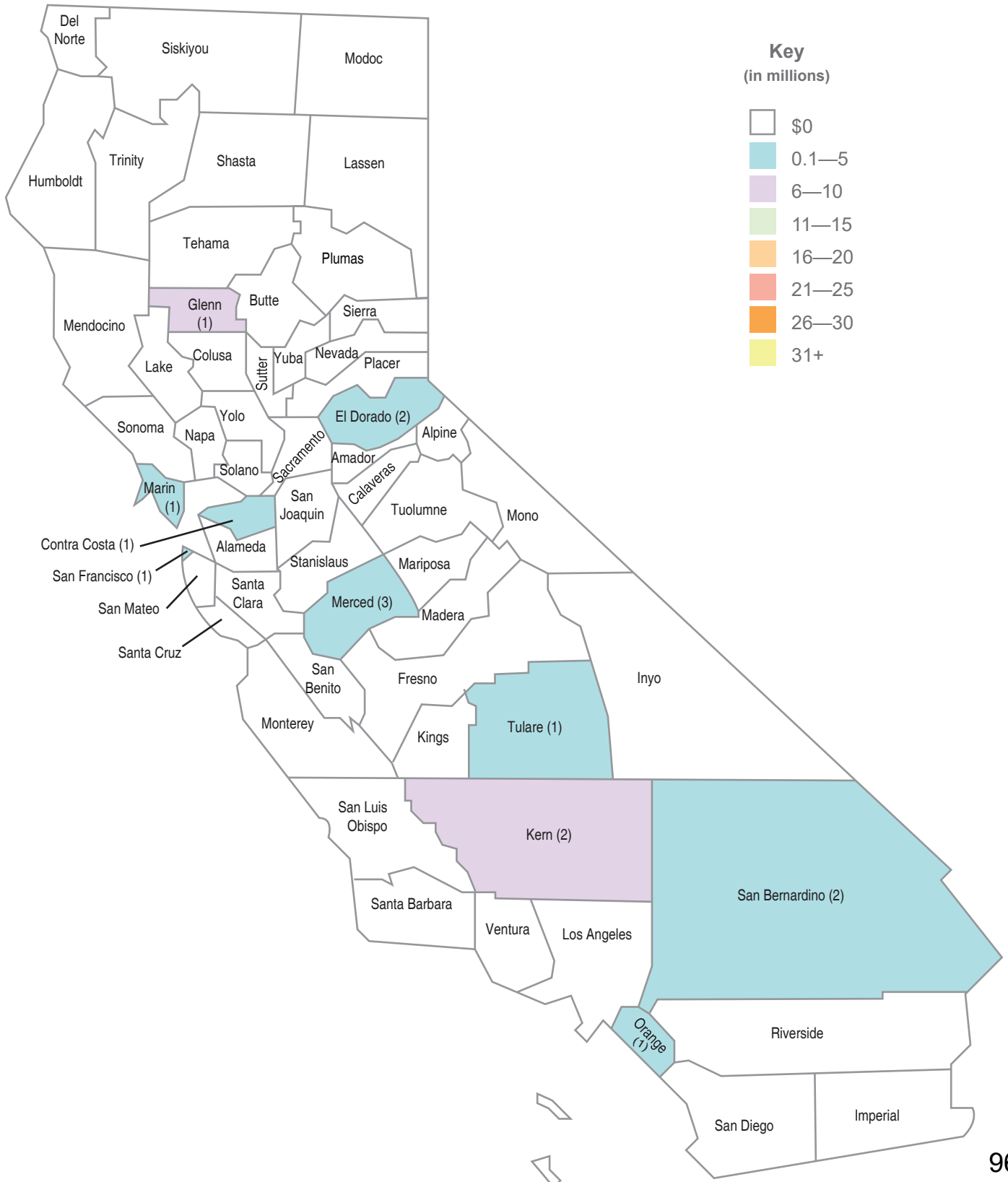
The graphic below displays the amount Apportioned (\$5,267.8 million) for 1,595 School Facility Program projects from 392 school districts as of December 31, 2022. The data includes only bond authority provided by Proposition 51 approved by voters in November 2016.





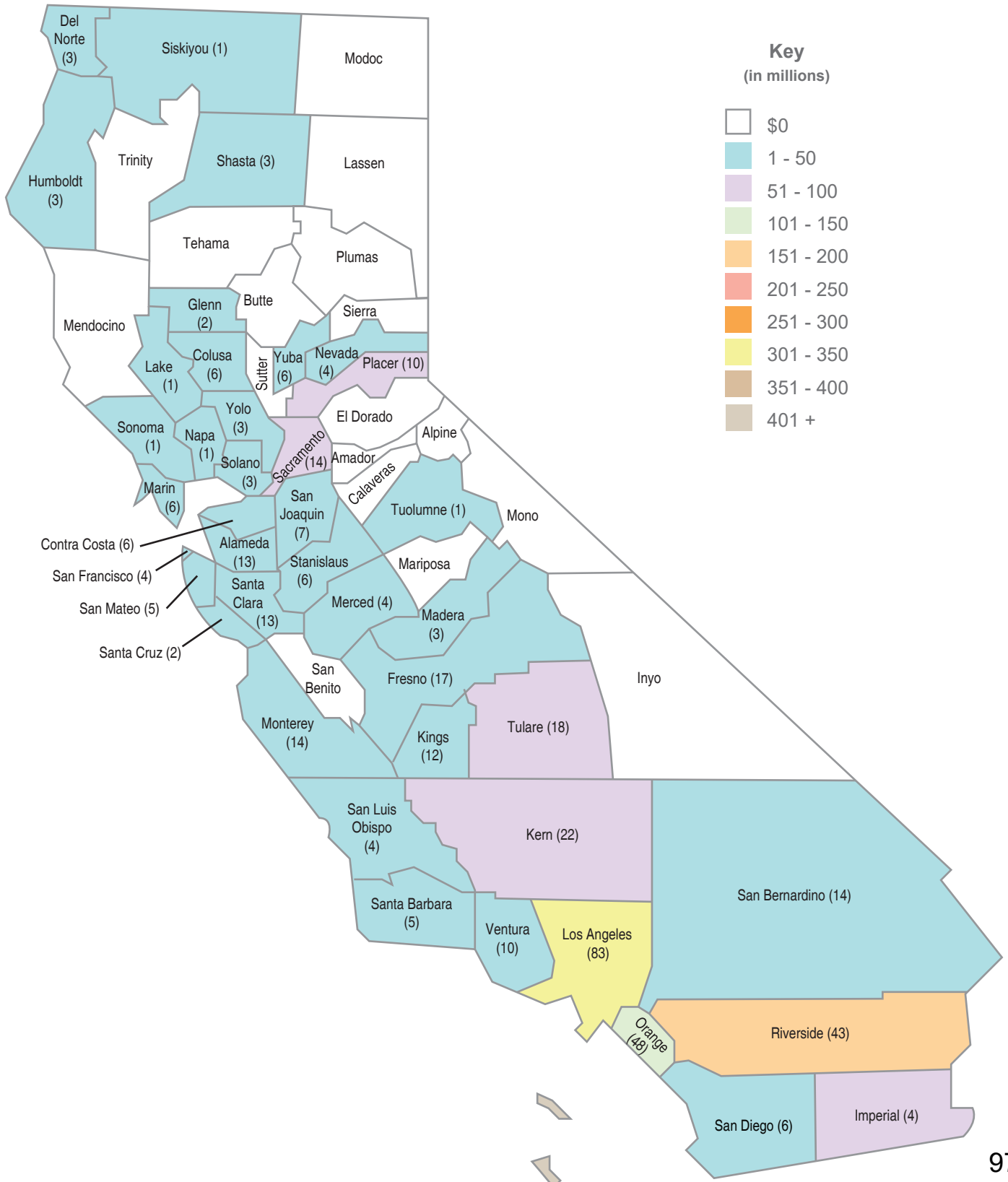
# School Facility Program Proposition 51 Unfunded Approvals by County

The graphic below displays the amount of Unfunded Approvals (\$39.0 million) for 15 School Facility Program projects from 11 school districts as of December 31, 2022. The data includes only bond authority provided by Proposition 51 approved by voters in November 2016.



# School Facility Program Proposition 51 Current Workload by County

The graphic below displays the Office of Public School Construction's Workload List for New Construction and Modernization (\$1,291.2 million) for 429 School Facility Program projects from 173 school districts as of December 31, 2022. The projects are anticipated to be allocated from bond authority provided by Proposition 51 approved by voters in November 2016.



**Proposition 51 Distribution  
As of 12/31/2022**

County	Apportioned		Unfunded		Workload List	
	Project Count	Dollar Amount	Project Count	Dollar Amount	Project Count	Dollar Amount
Alameda	32	\$ 215,249,222.99	0	\$ -	13	\$ 47,771,078.60
Alpine	0	\$ -	0	\$ -	0	\$ -
Amador	2	\$ 5,892,241.00	0	\$ -	0	\$ -
Butte	35	\$ 71,788,790.20	0	\$ -	0	\$ -
Calaveras	0	\$ -	0	\$ -	0	\$ -
Colusa	1	\$ 1,640,446.00	0	\$ -	6	\$ 10,273,692.00
Contra Costa	47	\$ 104,127,319.45	1	\$ 555,747.00	6	\$ 14,310,895.80
Del Norte	9	\$ 2,897,732.60	0	\$ -	3	\$ 7,435,447.00
El Dorado	12	\$ 20,081,658.00	2	\$ 4,924,064.00	0	\$ -
Fresno	103	\$ 295,443,856.64	0	\$ -	17	\$ 11,778,678.75
Glenn	12	\$ 19,012,311.00	1	\$ 6,685,657.00	2	\$ 2,292,582.80
Humboldt	18	\$ 45,108,829.60	0	\$ -	3	\$ 3,164,601.80
Imperial	21	\$ 67,773,360.14	0	\$ -	4	\$ 45,747,021.00
Inyo	0	\$ -	0	\$ -	0	\$ -
Kern	49	\$ 211,735,853.97	2	\$ 7,161,201.00	22	\$ 55,199,903.95
Kings	16	\$ 34,696,492.00	0	\$ -	12	\$ 25,927,380.35
Lake	6	\$ 7,808,346.00	0	\$ -	1	\$ 3,367,997.00
Lassen	1	\$ 38,056.00	0	\$ -	0	\$ -
Los Angeles	292	\$ 799,965,920.76	0	\$ -	83	\$ 328,556,862.60
Madera	4	\$ 63,546,985.50	0	\$ -	3	\$ 5,253,309.20
Marin	19	\$ 31,127,183.00	1	\$ 1,653,973.00	6	\$ 5,711,492.80
Mariposa	0	\$ -	0	\$ -	0	\$ -
Mendocino	6	\$ 6,003,533.33	0	\$ -	0	\$ -
Merced	41	\$ 93,085,401.94	3	\$ 5,025,608.00	4	\$ 4,557,631.00
Modoc	0	\$ -	0	\$ -	0	\$ -
Mono	0	\$ -	0	\$ -	0	\$ -
Monterey	22	\$ 81,316,718.72	0	\$ -	14	\$ 11,602,970.16
Napa	5	\$ 21,961,826.78	0	\$ -	1	\$ 4,042,028.00
Nevada	4	\$ 7,775,511.00	0	\$ -	4	\$ 6,168,908.60
Orange	146	\$ 675,548,480.63	1	\$ 3,656,113.00	48	\$ 128,980,373.70
Placer	26	\$ 142,687,523.31	0	\$ -	10	\$ 70,038,514.60
Plumas	2	\$ 2,651,823.00	0	\$ -	0	\$ -
Riverside	78	\$ 386,854,667.65	0	\$ -	43	\$ 177,038,358.60
Sacramento	69	\$ 224,340,623.96	0	\$ -	14	\$ 55,629,759.00
San Benito	10	\$ 38,799,612.57	0	\$ -	0	\$ -
San Bernardino	70	\$ 232,789,248.92	2	\$ 4,054,510.00	14	\$ 24,633,539.20
San Diego	75	\$ 358,675,685.52	0	\$ -	6	\$ 9,799,172.00
San Francisco	17	\$ 69,368,232.11	1	\$ 1,894,178.00	4	\$ 21,119,956.60
San Joaquin	34	\$ 134,013,950.58	0	\$ -	7	\$ 20,793,485.20
San Luis Obispo	11	\$ 24,619,164.32	0	\$ -	4	\$ 9,551,891.00
San Mateo	30	\$ 71,578,051.00	0	\$ -	3	\$ 4,319,245.20
Santa Barbara	30	\$ 59,469,807.78	0	\$ -	5	\$ 20,270,641.80
Santa Clara	28	\$ 60,341,508.41	0	\$ -	13	\$ 27,592,261.40
Santa Cruz	9	\$ 14,683,507.00	0	\$ -	2	\$ 2,599,495.00
Shasta	5	\$ 6,374,401.00	0	\$ -	3	\$ 1,369,478.95
Sierra	0	\$ -	0	\$ -	0	\$ -
Siskiyou	9	\$ 13,841,567.10	0	\$ -	i	\$ 2,036,393.00
Solano	19	\$ 39,990,938.00	0	\$ -	3	\$ 7,593,502.00
Sonoma	19	\$ 25,982,333.15	0	\$ -	1	\$ 264,042.00
Stanislaus	14	\$ 26,477,087.00	0	\$ -	6	\$ 7,945,461.05
Sutter	4	\$ 6,755,422.00	0	\$ -	0	\$ -
Tehama	11	\$ 10,935,253.29	0	\$ -	0	\$ -
Trinity	10	\$ 84,481,382.79	0	\$ -	0	\$ -
Tulare	64	\$ 236,835,464.12	1	\$ 3,348,479.00	18	\$ 57,213,760.75
Tuolumne	0	\$ -	0	\$ -	1	\$ 1,799,125.00
Ventura	27	\$ 93,865,389.00	0	\$ -	10	\$ 35,082,959.45
Yolo	6	\$ 13,355,896.00	0	\$ -	3	\$ 4,625,923.20
Yuba	15	\$ 4,419,779.67	0	\$ -	6	\$ 7,782,428.00
<b>Total</b>	<b>1,595</b>	<b>\$ 5,267,814,396.50</b>	<b>15</b>	<b>\$ 38,959,530.00</b>	<b>428</b>	<b>\$ 1,291,242,248.11</b>

## School Facility Program Bond Authority from Proposition 51

(in millions of dollars, as of December 31, 2022)

### New Construction

#### Legend

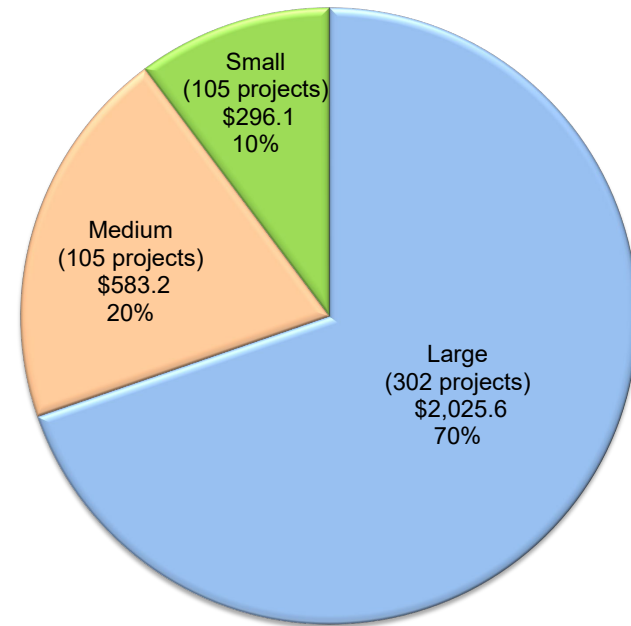
Small School Districts – ADA < 2,500 pupils

Medium School Districts – ADA > 2,500 pupils < 10,000 pupils

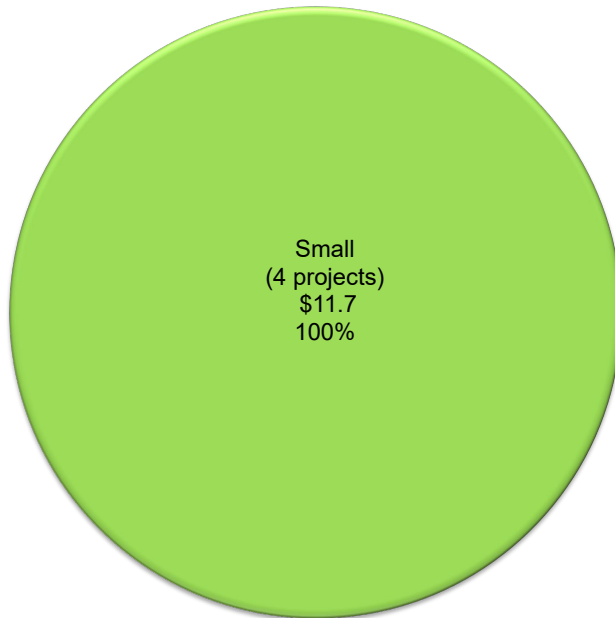
Large School Districts – ADA > 10,000 pupils

District Size (based on 2021/22 Enrollment)  
(# of projects)  
(in millions)

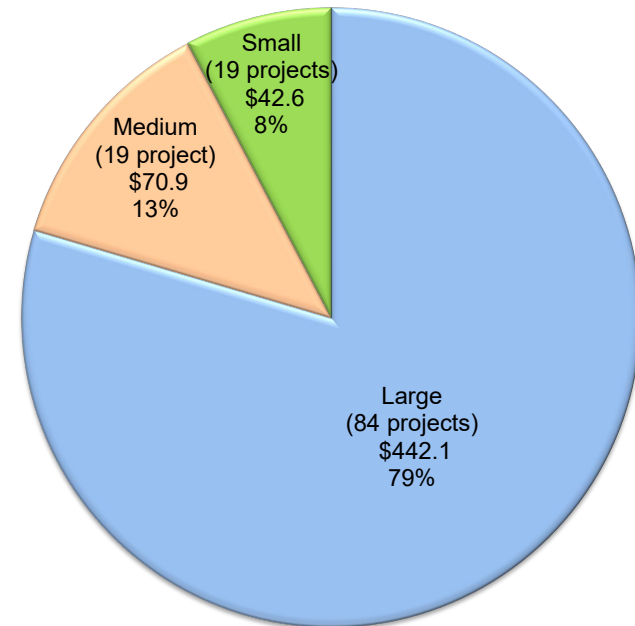
### APPORTIONED



### UNFUNDED



### CURRENT WORKLOAD



## School Facility Program Bond Authority from Proposition 51

(in millions of dollars, as of December 31, 2022)

### Modernization

#### Legend

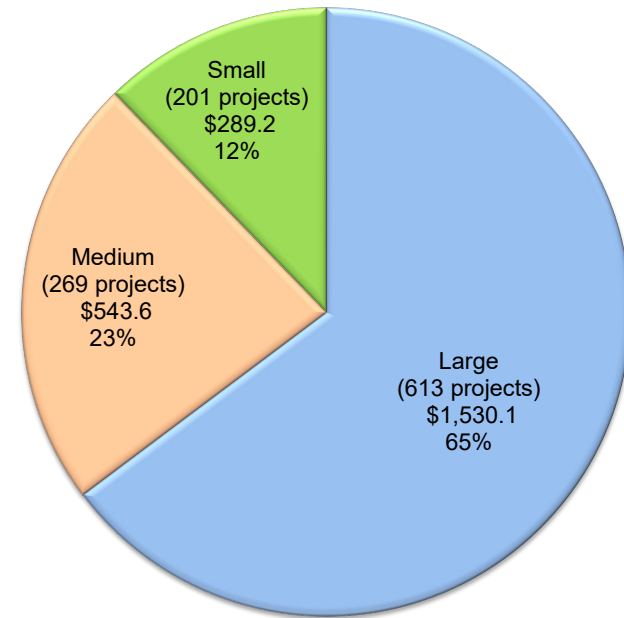
Small School Districts – ADA < 2,500 pupils

Medium School Districts – ADA > 2,500 pupils < 10,000 pupils

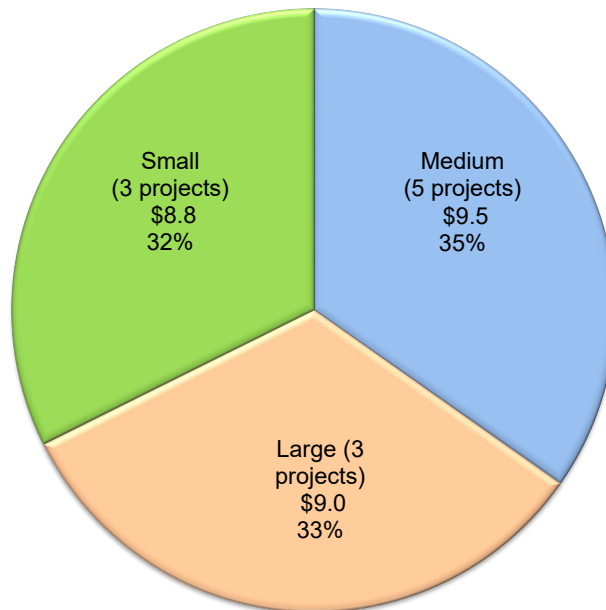
Large School Districts – ADA > 10,000 pupils

District Size (based on 2021/22 Enrollment)  
(# of projects)  
(in millions)

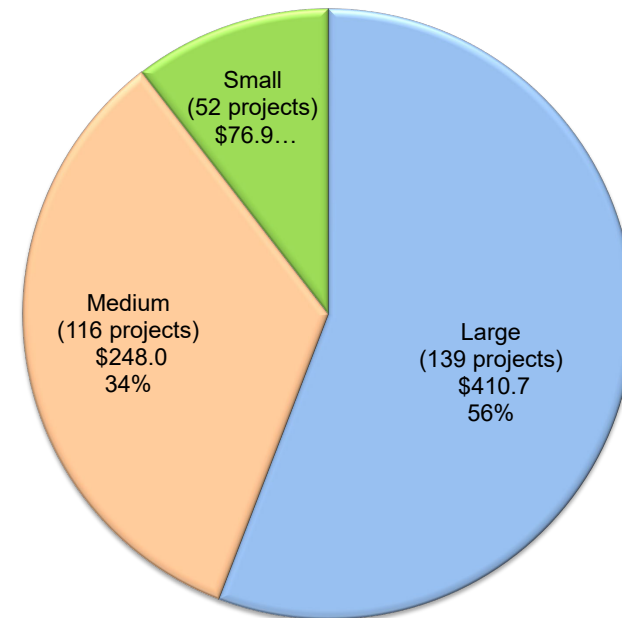
### APPORTIONED



### UNFUNDED



### CURRENT WORKLOAD



## Unique School Districts (USD) Receiving Proposition 51 Funds (As of December 31, 2022)

### New Construction

#### 2021/22 Enrollment

	School Districts Statewide		
	#	%	Enrollment
<b>Small – ADA &lt; 2,500 pupils</b>	586	57%	416,570
<b>Medium – ADA &gt; 2,500 pupils &lt; 10,000 pupils</b>	270	26%	1,405,808
<b>Large – ADA &gt; 10,000 pupils</b>	165	16%	4,069,862
	1,021	100%	5,892,240

Apportioned					
# of USD	Enrollment	\$ Amount	By Size*	Size vs. All**	Students**
61	57,191	\$ 296,102,898	29.0%	6.0%	1.0%
64	337,832	\$ 583,170,047	30.5%	6.3%	5.7%
85	2,465,479	\$ 2,025,624,582	40.5%	8.3%	41.8%
210	2,860,502	\$ 2,904,897,527	100.0%	20.6%	48.5%

Unfunded					
# of USD	Enrollment	\$ Amount	By Size*	Size vs. All**	Students**
2	1,943	\$ 11,711,265	100.0%	0.2%	0.0%
0	0	\$ -	0.0%	0.0%	0.0%
0	0	\$ -	0.0%	0.0%	0.0%
2	1,943	\$ 11,711,265	100.0%	0.2%	0.0%

Workload					
# of USD	Enrollment	\$ Amount	By Size*	Size vs. All**	Students**
16	14,727	\$ 42,626,435	21.1%	1.6%	0.2%
17	91,077	\$ 70,871,853	22.4%	1.7%	1.5%
43	1,654,615	\$ 442,076,365	56.6%	4.2%	28.1%
76	1,760,419	\$ 555,574,653	100.0%	7.4%	29.9%

\*Percentage of funding to small, medium or large school districts

\*\* Percentage of funding to small, medium, and large school district vs. all school districts statewide

\*\*\*Percentage of students statewide

### Modernization

#### 2021/22 Enrollment

	School Districts Statewide		
	#	%	Enrollment
<b>Small – ADA &lt; 2,500 pupils</b>	586	57%	416,570
<b>Medium – ADA &gt; 2,500 pupils &lt; 10,000 pupils</b>	270	26%	1,405,808
<b>Large – ADA &gt; 10,000 pupils</b>	165	16%	4,069,862
	1,021	100%	5,892,240

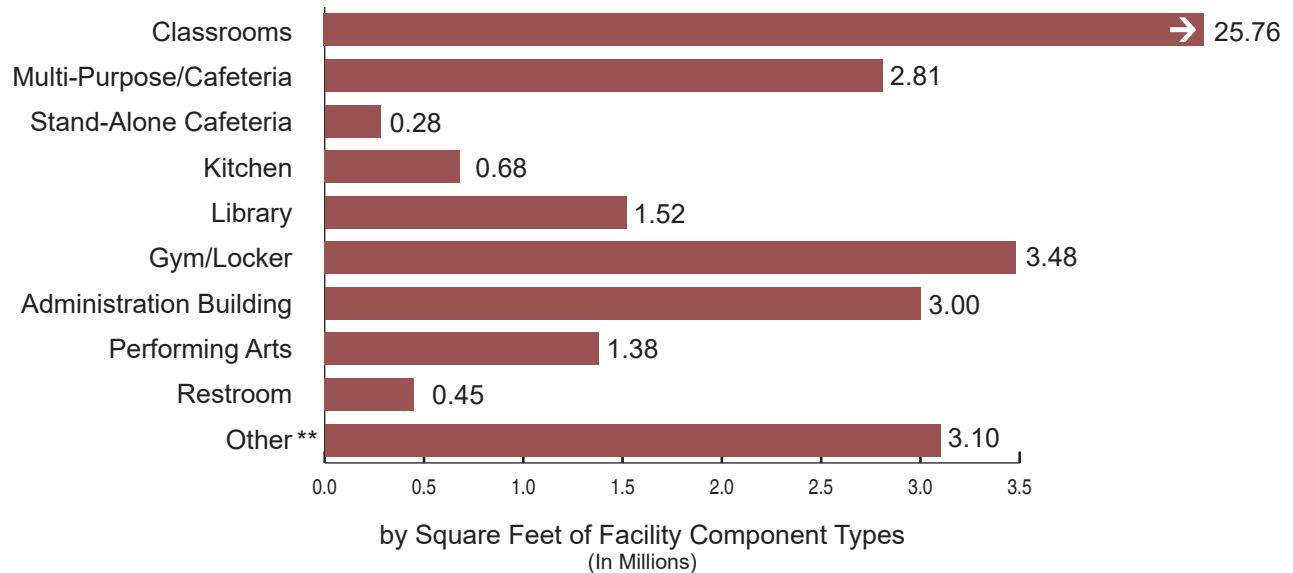
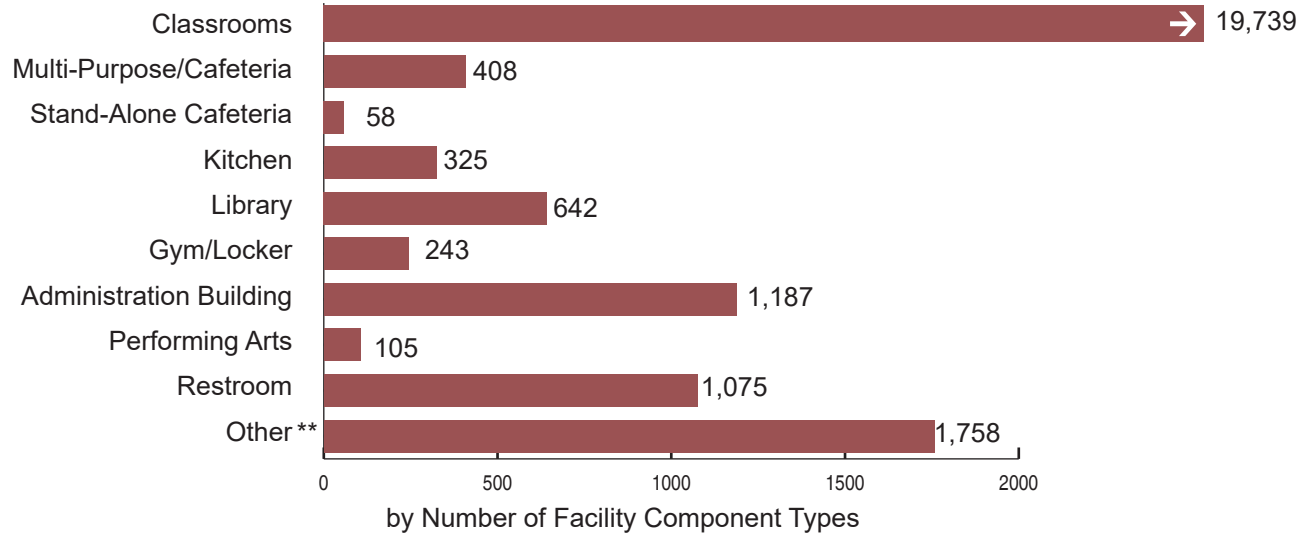
Apportioned					
# of USD	Enrollment	\$ Amount	By Size*	Size vs. All**	Students**
123	113,880	\$ 289,241,583	38.3%	12.0%	1.9%
103	534,980	\$ 543,597,985	32.1%	10.1%	9.1%
95	2,884,842	\$ 1,530,077,301	29.6%	9.3%	49.0%
321	3,533,702	\$ 2,362,916,869	100.0%	31.4%	60.0%

Unfunded					
# of USD	Enrollment	\$ Amount	By Size*	Size vs. All**	Students**
2	2,934	\$ 8,815,174	22.2%	0.2%	0.0%
4	17,049	\$ 9,468,610	44.4%	0.4%	0.3%
3	150,707	\$ 8,964,481	33.3%	0.3%	2.6%
9	170,690	\$ 27,248,265	100.0%	0.9%	2.9%

Workload					
# of USD	Enrollment	\$ Amount	By Size*	Size vs. All**	Students**
37	40,511	\$ 76,913,285	28.0%	3.6%	0.7%
49	284,452	\$ 248,010,611	37.1%	4.8%	4.8%
46	1,817,952	\$ 410,743,700	34.8%	4.5%	30.9%
132	2,142,915	\$ 735,667,595	100.0%	12.9%	36.4%

School Facility Program  
Propositions 47, 55, 1D and 51 New Construction Projects Built  
Project Information Worksheet  
As of December 31, 2022

The graphics below detail the number of facility components types constructed, including square footages for 1,483 School Facility Program new construction projects apportioned from January 2008 to December 31, 2022 and for which a Project Information Worksheet (PIW) was submitted.\*



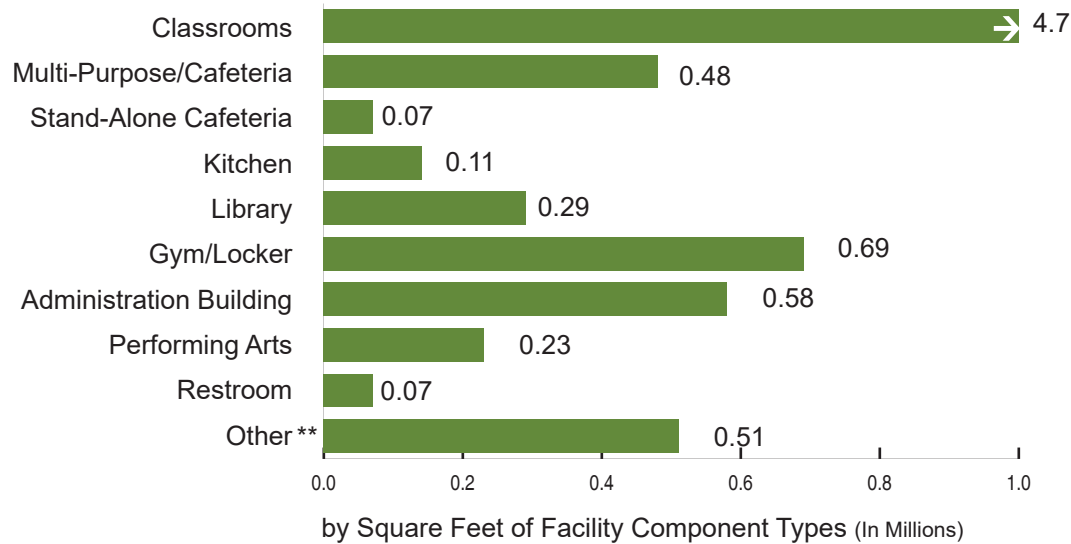
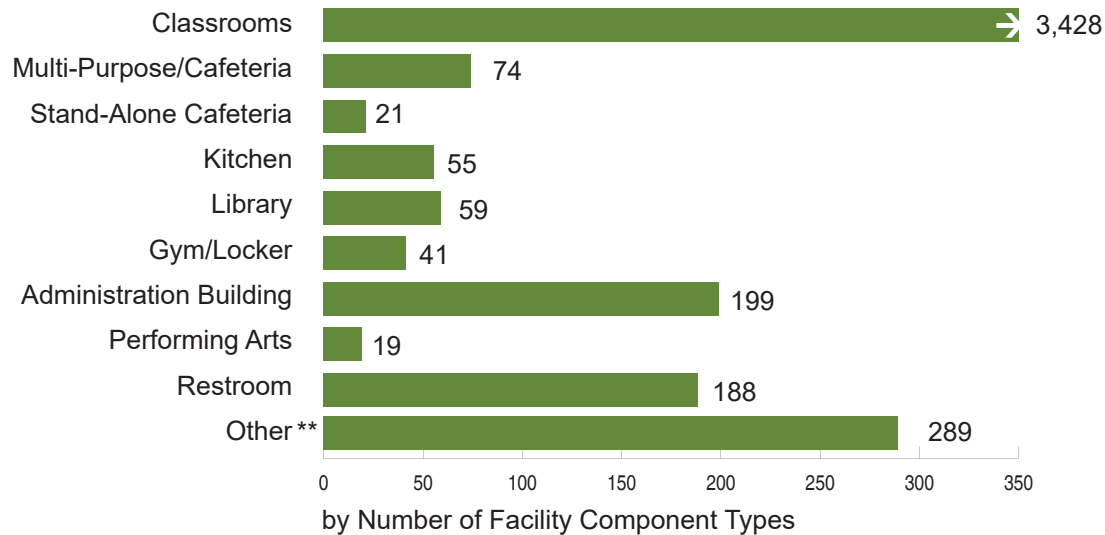
Average Square Feet Per Facility	Classrooms	1,305	Gym/Locker	14,334
	Multi-Purpose/Cafeteria	6,881	Administration Building	2,526
	Stand-Alone Cafeteria	4,753	Performing Arts	13,170
	Kitchen	2,078	Restroom	420
	Library	2,361	Other**	1,735

\* The submittal of a PIW is required at three times for a new construction project: 1) the full grant fund release; 2) the first annual expenditure report (one year following the fund release); and 3) the final expenditure report (when the project is deemed complete). This graphic does not include any apportioned project for which a fund release was not submitted when the data was compiled. The data includes the state apportionment, district match, any additional district funding, and excludes site acquisition amounts.

\*\* Other includes (but is not limited to) facilities such as staff rooms, conference rooms, and resource rooms.

School Facility Program  
Proposition 47 New Construction Projects Built  
Project Information Worksheet  
As of December 31, 2022

The graphics below detail the number of facility components types constructed, including square footages for 209 School Facility Program new construction projects apportioned from January 2008 to December 31, 2022 and for which a Project Information Worksheet (PIW) was submitted\*.



Average Square Feet Per Facility	Classrooms	1,361	Gym/Locker	16,730
	Multi-Purpose/Cafeteria	6,500	Administration Building	2,909
	Stand-Alone Cafeteria	3,307	Performing Arts	11,912
	Kitchen	2,082	Restroom	359
	Library	4,861	Other**	1,764

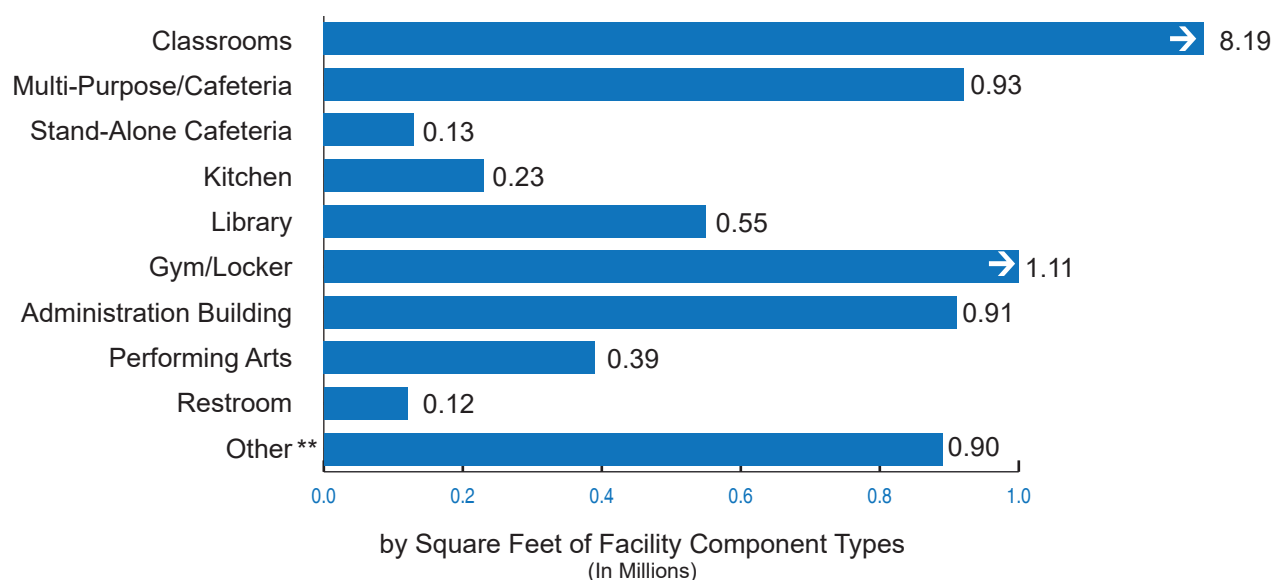
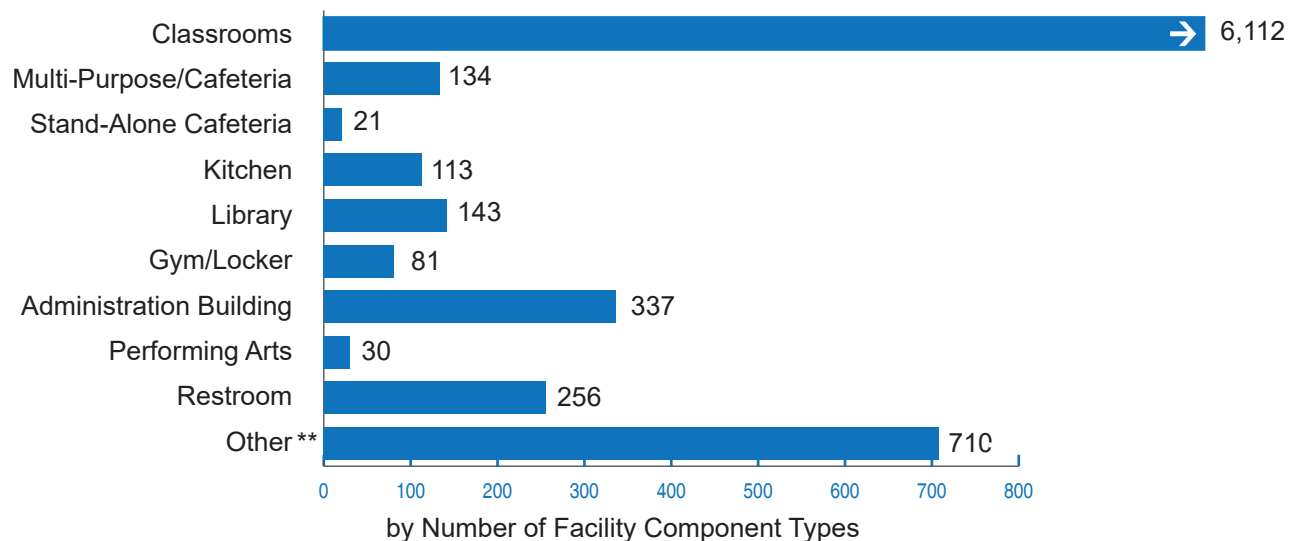
\* The submittal of a PIW is required at three times for a new construction project: 1) the full grant fund release; 2) the first annual expenditure report (one year following the fund release); and 3) the final expenditure report (when the project is deemed complete). This graphic does not include any apportioned project for which a fund release was not submitted when the data was compiled. The data includes the state apportionment, district match, any additional district funding, and excludes site acquisition amounts.

\*\* Other includes (but is not limited to) facilities such as staff rooms, conference rooms, and resource rooms.



School Facility Program  
Proposition 55 New Construction Projects Built  
Project Information Worksheet  
As of December 31, 2022

The graphics below detail the number of facility components types constructed, including square footages for 366 School Facility Program new construction projects apportioned from January 2008 to December 31, 2022 and for which a Project Information Worksheet (PIW) was submitted\*.



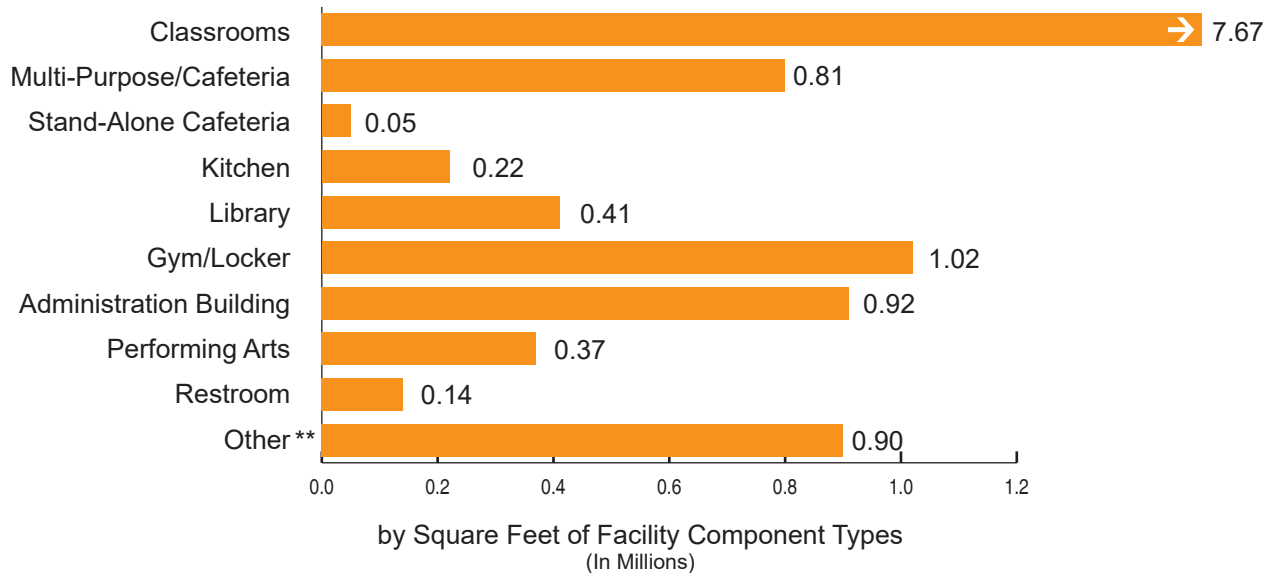
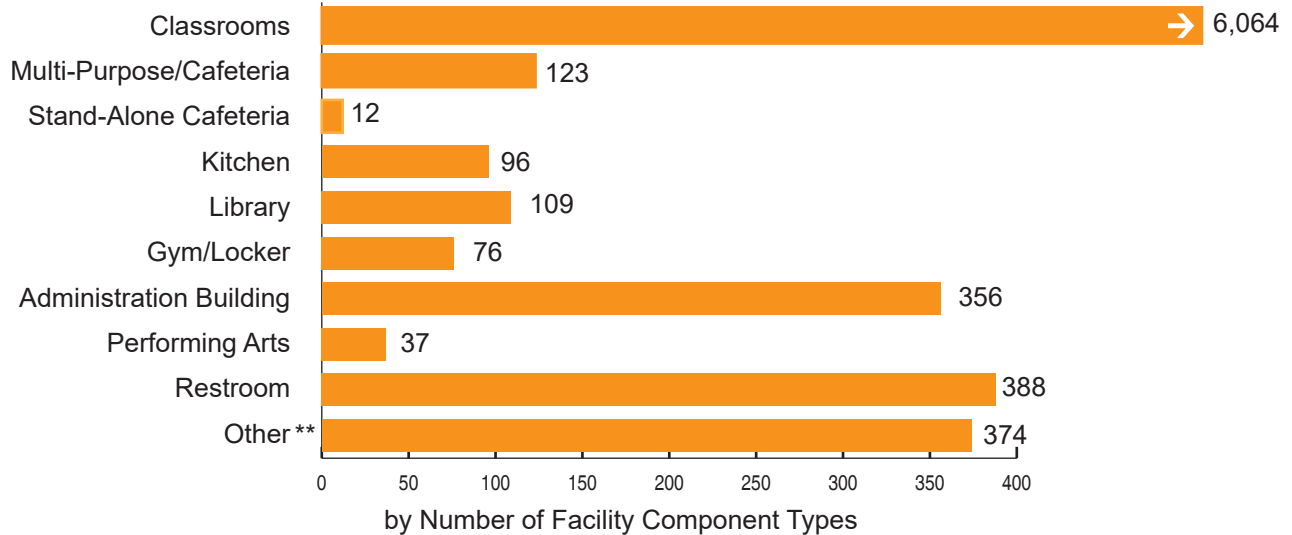
Average Square Feet Per Facility	Classrooms	1,341	Gym/Locker	13,765
	Multi-Purpose/Cafeteria	6,977	Administration Building	2,714
	Stand-Alone Cafeteria	6,355	Performing Arts	12,849
	Kitchen	2,038	Restroom	475
	Library	3,865	Other**	1,267

\* The submittal of a PIW is required at three times for a new construction project: 1) the full grant fund release; 2) the first annual expenditure report (one year following the fund release); and 3) the final expenditure report (when the project is deemed complete). This graphic does not include any apportioned project for which a fund release was not submitted when the data was compiled. The data includes the state apportionment, district match, any additional district funding, and excludes site acquisition amounts.

\*\* Other includes (but is not limited to) facilities such as staff rooms, conference rooms, and resource rooms.

School Facility Program  
Proposition 1D New Construction Projects Built  
Project Information Worksheet  
As of December 31, 2022

The graphics below detail the number of facility components types constructed, including square footages for 439 School Facility Program new construction projects apportioned from January 2008 to December 31, 2022 and for which a Project Information Worksheet (PIW) was submitted\*.



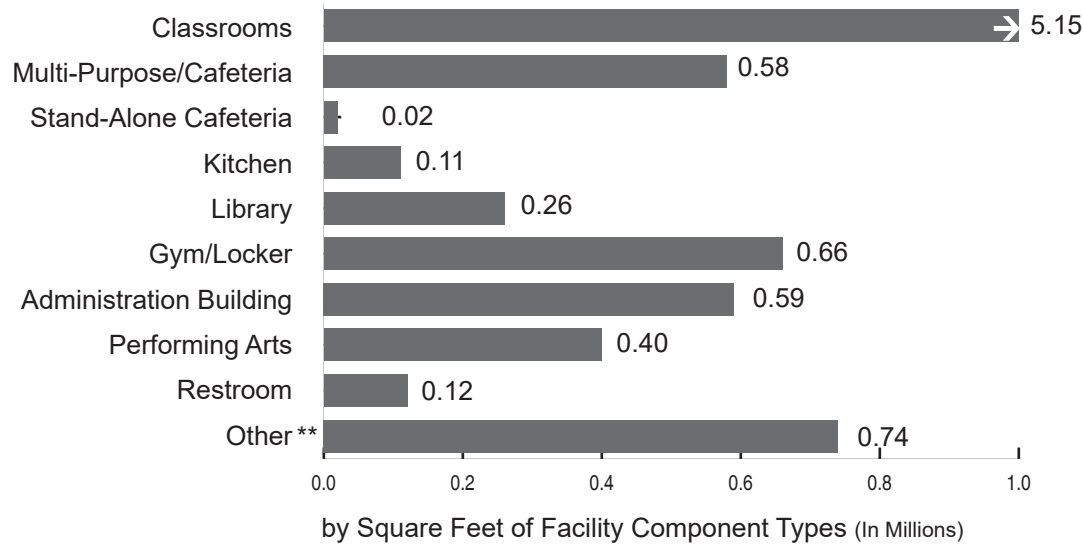
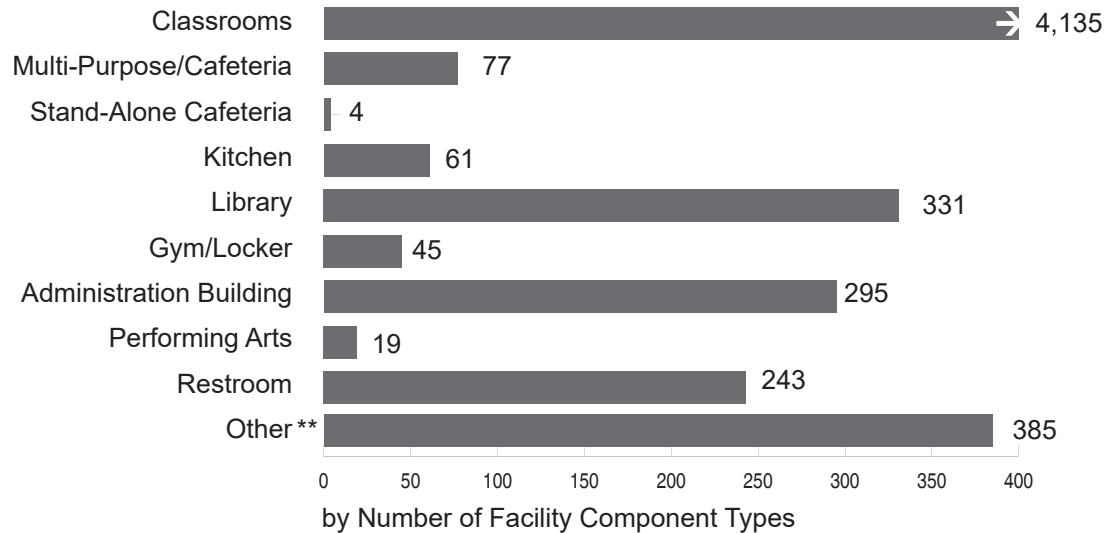
Average Square Feet Per Facility	Classrooms	1,278	Gym/Locker	13,461
	Multi-Purpose/Cafeteria	6,608	Administration Building	2,581
	Stand-Alone Cafeteria	4,011	Performing Arts	10,134
	Kitchen	2,270	Restroom	369
	Library	3,790	Other**	2,399

\* The submittal of a PIW is required at three times for a new construction project: 1) the full grant fund release; 2) the first annual expenditure report (one year following the fund release); and 3) the final expenditure report (when the project is deemed complete). This graphic does not include any apportioned project for which a fund release was not submitted when the data was compiled. The data includes the state apportionment, district match, any additional district funding, and excludes site acquisition amounts.

\*\* Other includes (but is not limited to) facilities such as staff rooms, conference rooms, and resource rooms.

School Facility Program  
Proposition 51 New Construction Projects Built  
Project Information Worksheet  
As of December 31, 2022

The graphics below detail the number of facility components types constructed, including square footages for 315 School Facility Program new construction projects apportioned from September 2017 to December 31, 2022 and for which a Project Information Worksheet (PIW) was submitted\*.



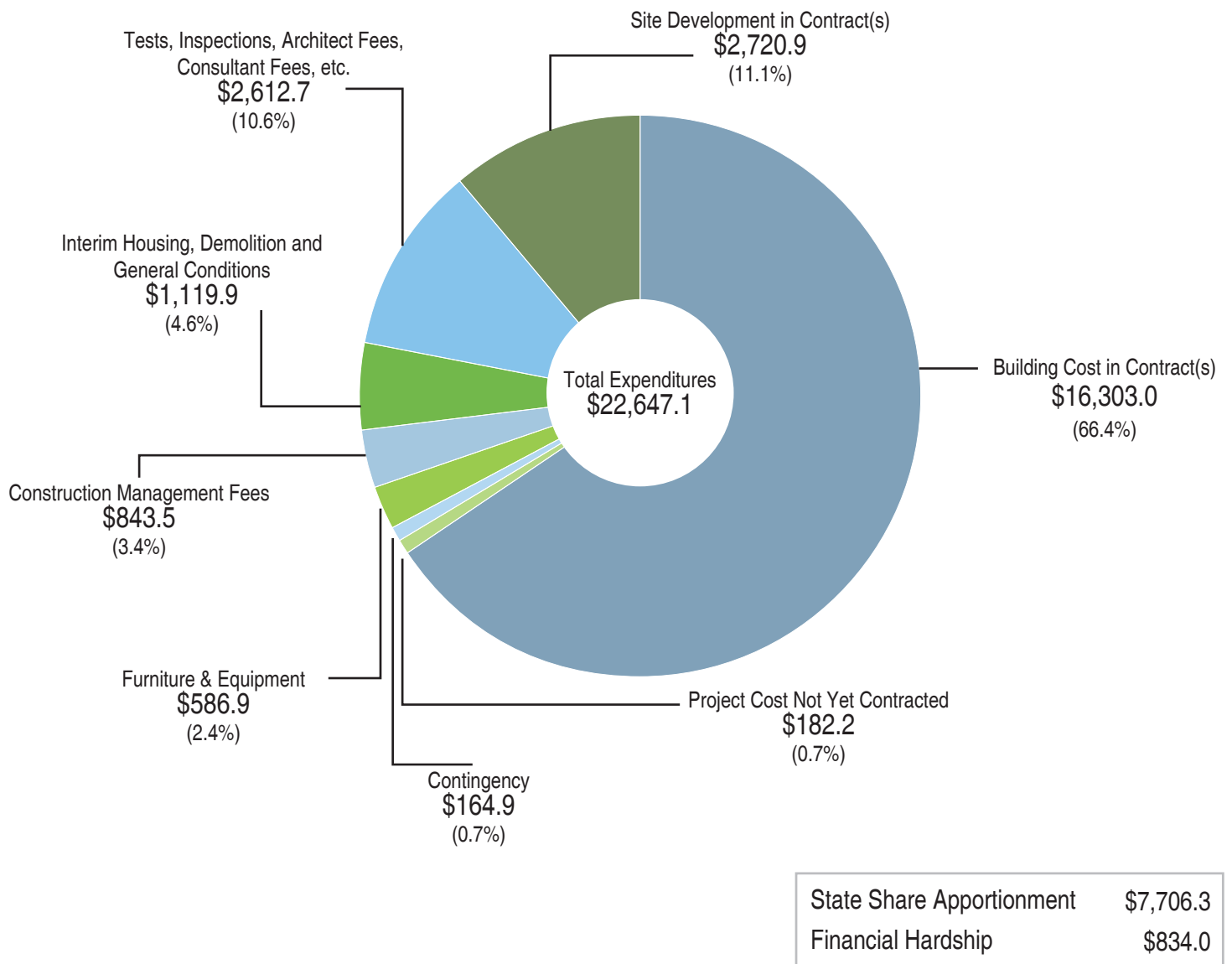
Average Square Feet Per Facility	Classrooms	1,245	Gym/Locker	14,653
	Multi-Purpose/Cafeteria	7,518	Administration Building	1,989
	Stand-Alone Cafeteria	6,159	Performing Arts	20,845
	Kitchen	1,847	Restroom	489
	Library	796	Other**	1,933

\* The submittal of a PIW is required at three times for a new construction project: 1) the full grant fund release; 2) the first annual expenditure report (one year following the fund release); and 3) the final expenditure report (when the project is deemed complete). This graphic does not include any apportioned project for which a fund release was not submitted when the data was compiled. The data includes the state apportionment, district match, any additional district funding, and excludes site acquisition amounts.

\*\* Other includes (but is not limited to) facilities such as staff rooms, conference rooms, and resource rooms.

School Facility Program  
Project Information Worksheet  
Expenditures: State and Local Contributions  
(in millions)

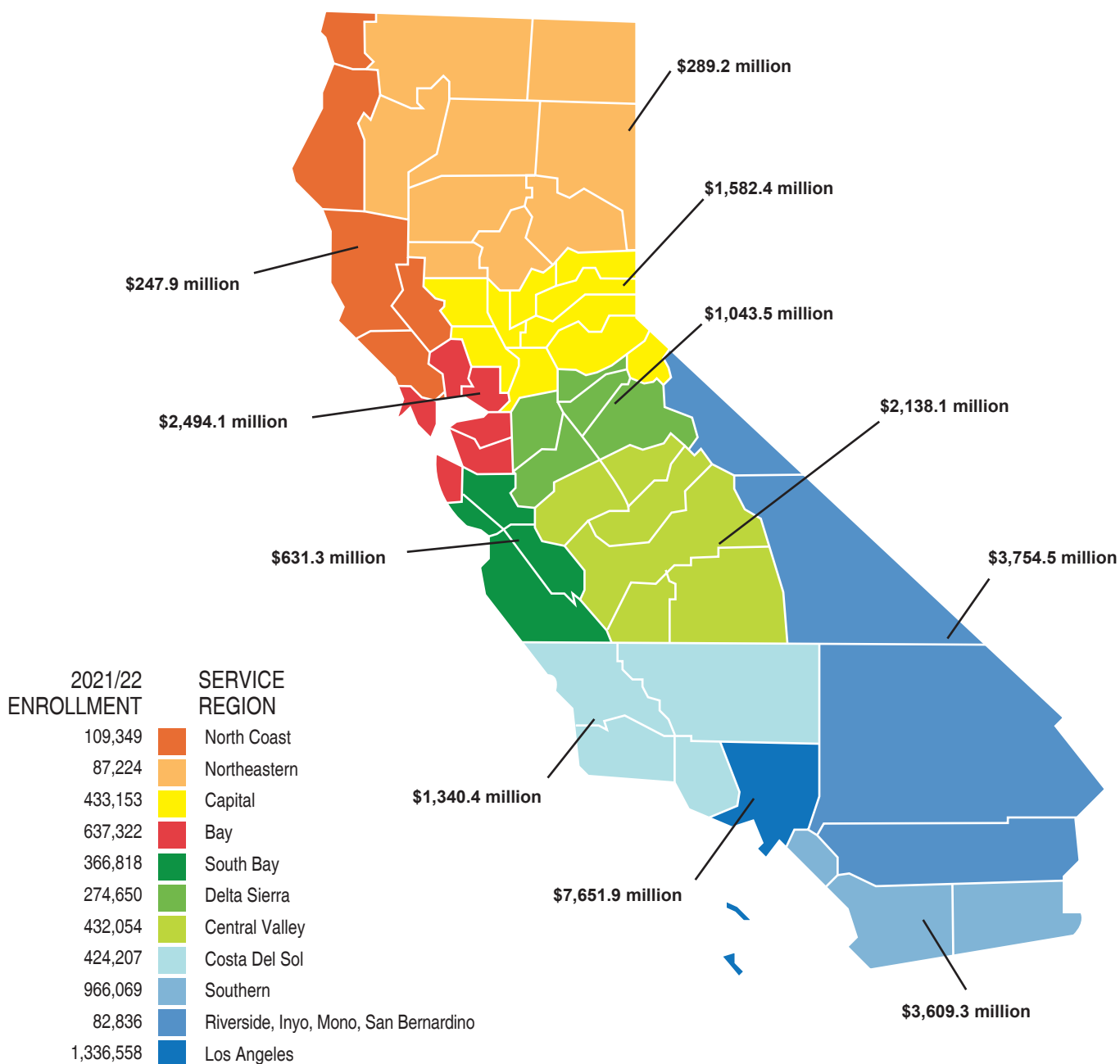
The chart below uses data from 1,483 new construction projects apportioned from January 2008 through December 31, 2022, that were required to submit a Project Information Worksheet (PIW) at the time this data was compiled.\* The data includes the state funding, required district match, and any additional district funding.



\* The submittal of a PIW is required at three times for a new construction project: 1) the full grant fund release; 2) the first annual expenditure report (one year following the fund release); and 3) the final expenditure report (when the project is deemed complete). This graphic does not include any apportioned project for which a fund release was not submitted when the data was compiled. The 1,483 projects include 207 financial hardship apportionments at the final adjusted grant funding stage.

# School Facility Program Gross Construction Expenditures by School Facility Program Service Region

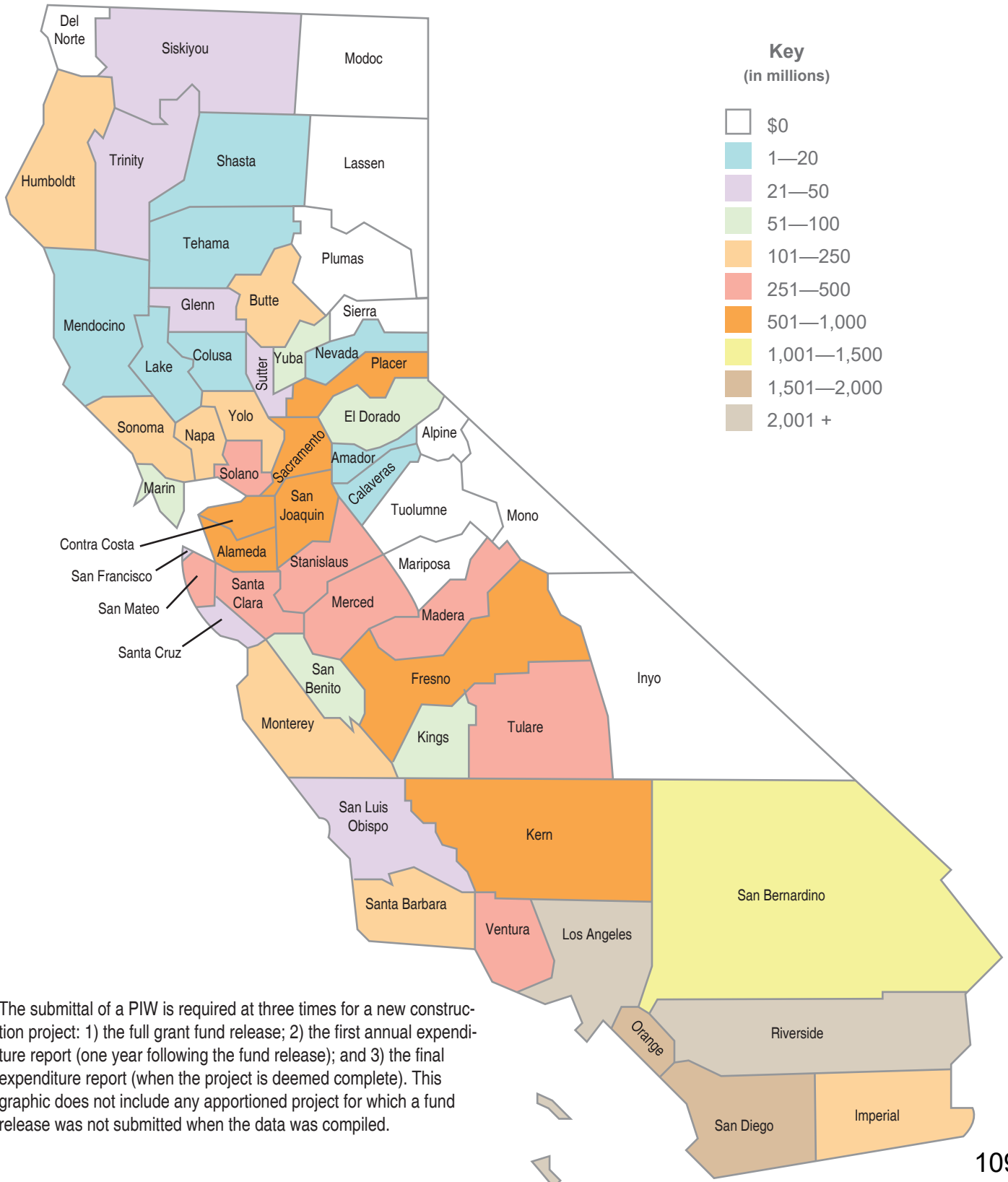
The graphic below displays the gross construction expenditures (\$24,782.5 million) for 1,483 School Facility Program new construction projects apportioned from January 2008 through December 31, 2022 and for which a Project Information Worksheet (PIW) was submitted.\* The data includes the state funding, required district match, and any additional district funding.



\* The submittal of a PIW is required at three times for a new construction project: 1) the full grant fund release; 2) the first annual expenditure report (one year following the fund release); and 3) the final expenditure report (when the project is deemed complete). This graphic does not include any apportioned project for which a fund release was not submitted when the data was compiled.

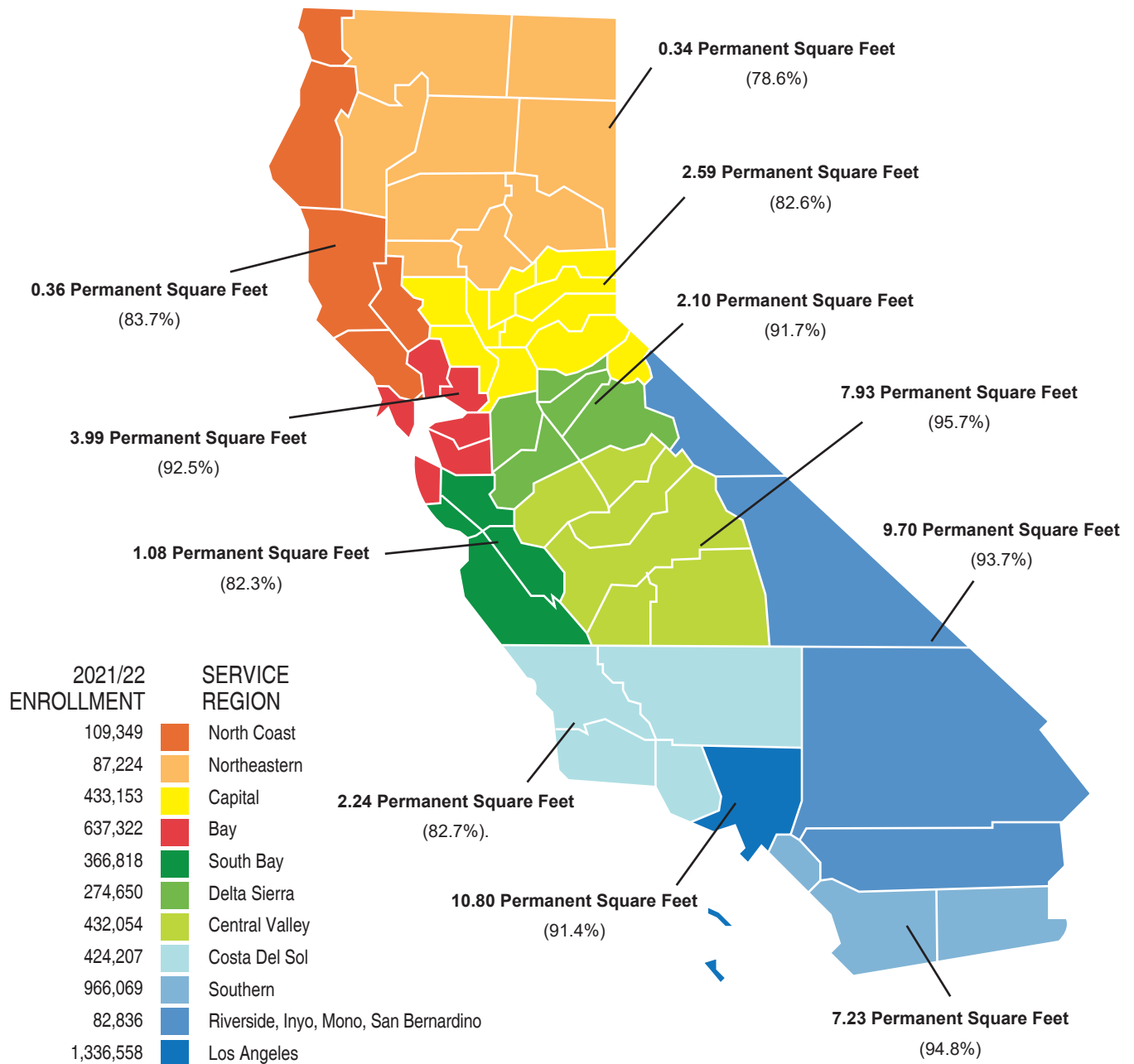
## School Facility Program Gross Construction Expenditures by County

The graphic below displays the gross construction expenditures (\$24,782.5 million) for 1,483 School Facility Program new construction projects apportioned from January 2008 through December 31, 2022 and for which a Project Information Worksheet (PIW) was submitted.\* The data includes the state funding, required district match, and any additional district funding.



School Facility Program  
Project Information Worksheet  
Permanent Construction by School Facility Program Service Region  
(in millions)

The graphic displays the permanent square footage construction versus the total square footage construction (which includes modular and portable construction) for 1,483 new construction projects apportioned from January 2008 through December 31, 2022 and for which a Project Information Worksheet (PIW) was submitted.\*

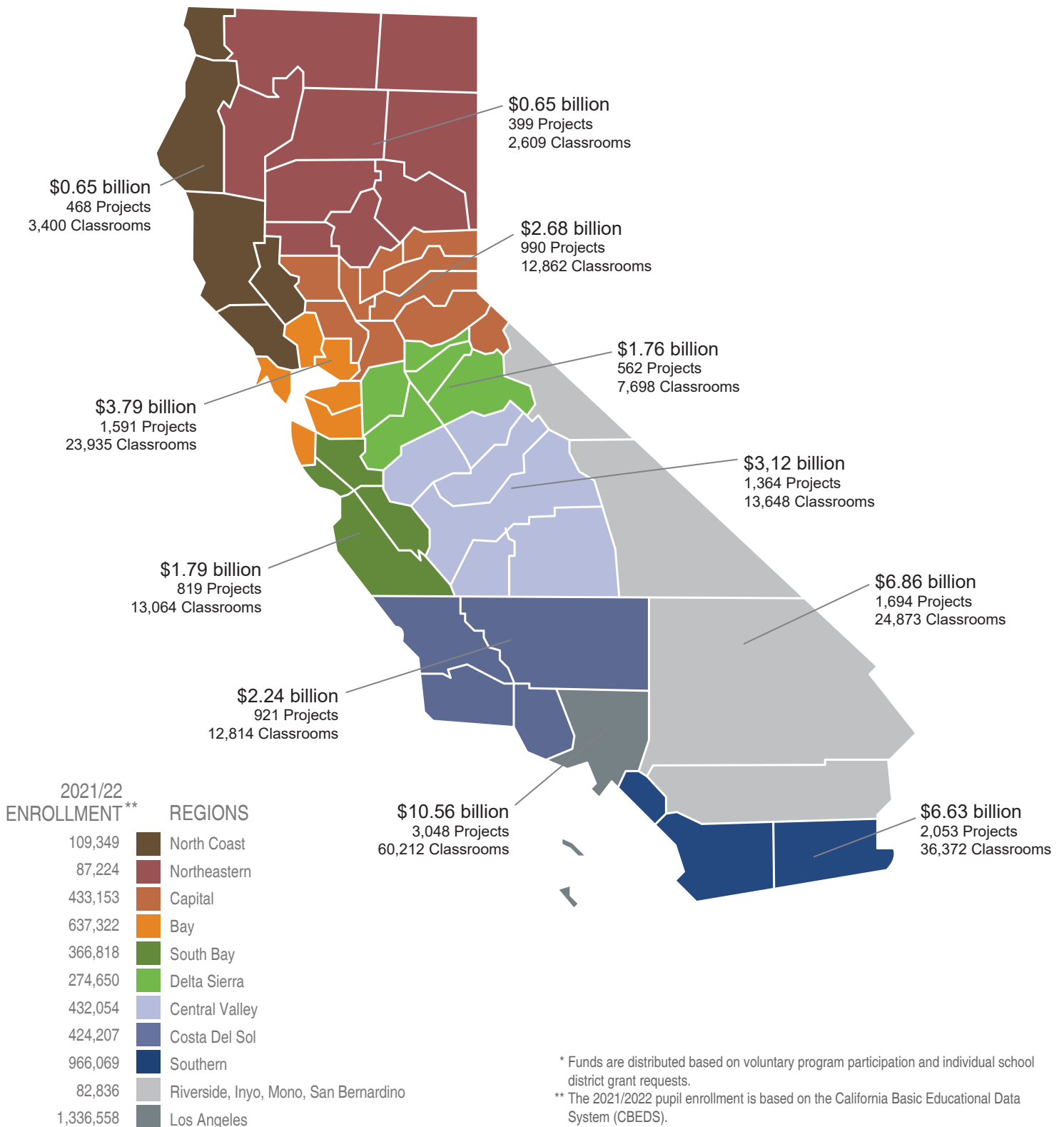


\* The submittal of a PIW is required at three times for a new construction project: 1) the full grant fund release; 2) the first annual expenditure report (one year following the fund release); and 3) the final expenditure report (when the project is deemed complete). This graphic does not include any apportioned project for which a fund release was not submitted when the data was compiled. The 1,483 projects include 207 financial hardship apportionments at the final adjusted grant funding stage.

SCHOOL FACILITY PROGRAM  
Funding by School Facility Program Service Region\*

Cumulative School Facility Program

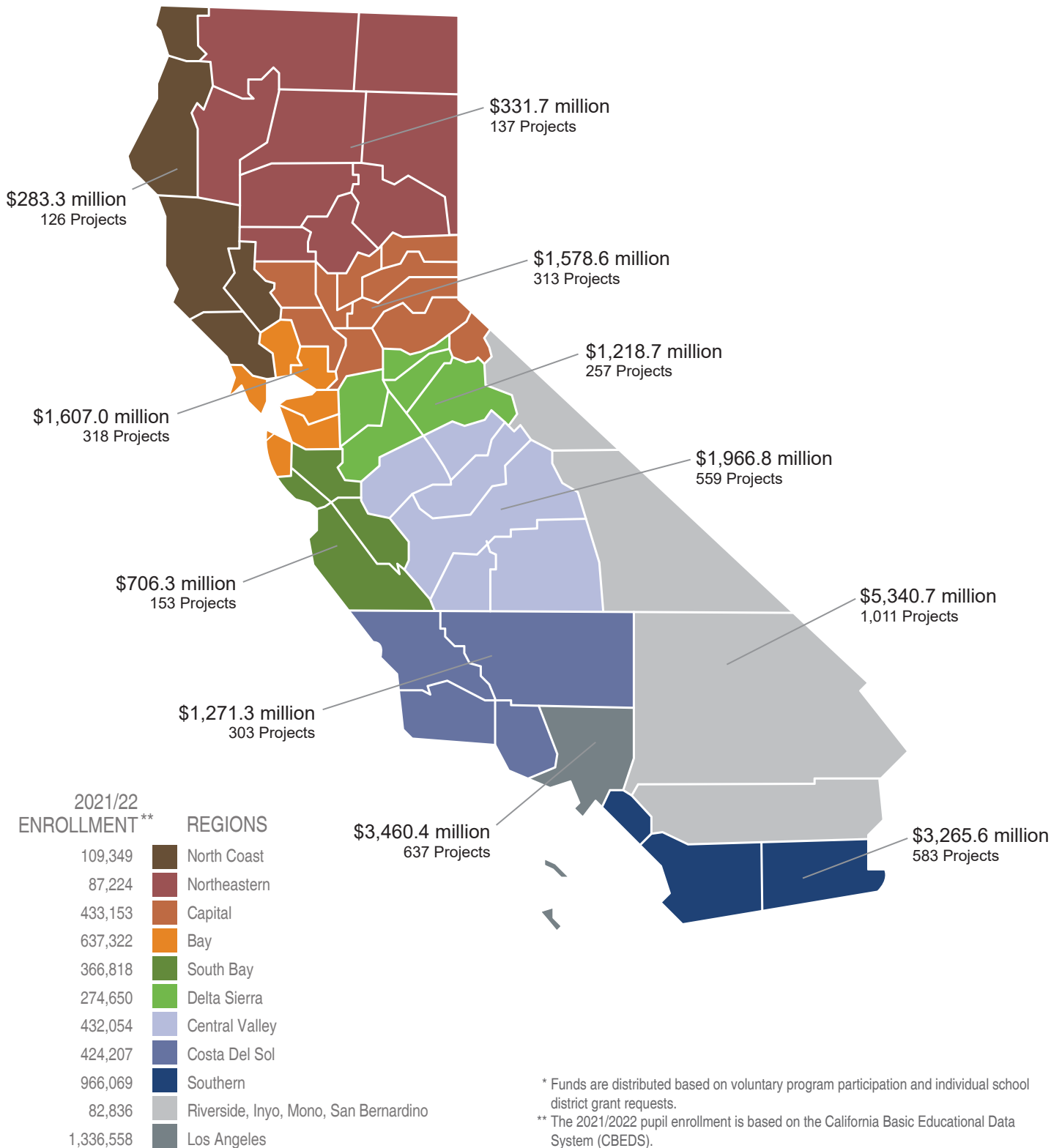
The below map illustrates the regional distribution of \$40.73 billion in school facility funding awarded by the State Allocation Board from 1998 to present. The map also shows the regional distribution of projects, classrooms and K-12 student enrollment for each region.





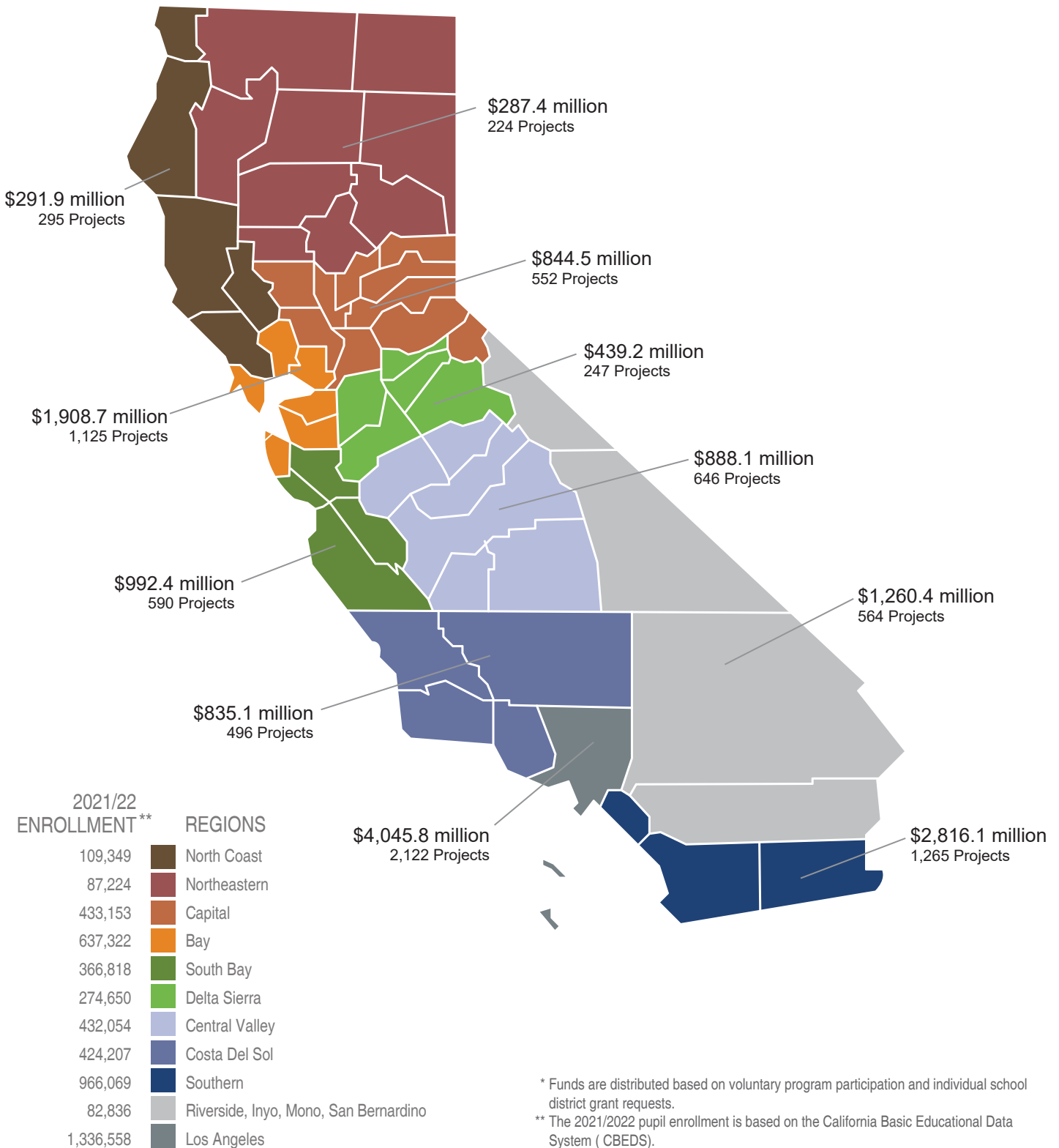
SCHOOL FACILITY PROGRAM  
Funding by School Facility Program Service Region\*  
As of December 31, 2022  
New Construction Program

The below map illustrates the regional distribution of \$21.0 billion in New Construction school facility funding awarded by the State Allocation Board from 1998 to December 31, 2022. The map also shows the regional distribution of projects.



SCHOOL FACILITY PROGRAM  
Funding by School Facility Program Service Region\*  
As of December 31, 2022  
Modernization Program

The below map illustrates the regional distribution of \$14.6 billion in Modernization school facility funding awarded by the State Allocation Board from 1998 to December 31, 2022. The map also shows the regional distribution of projects.



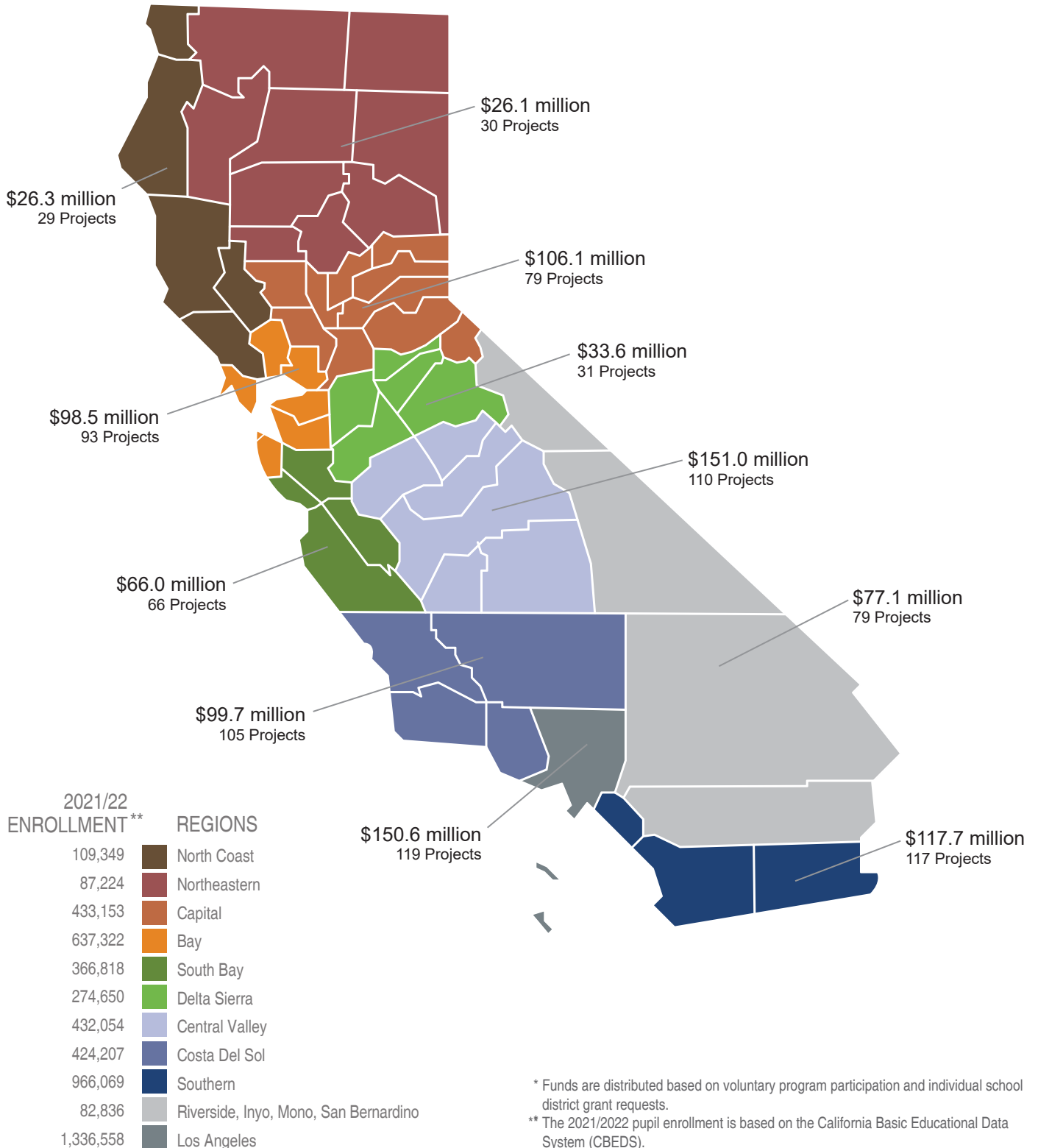
# SCHOOL FACILITY PROGRAM

## Funding by School Facility Program Service Region\*

As of December 31, 2022

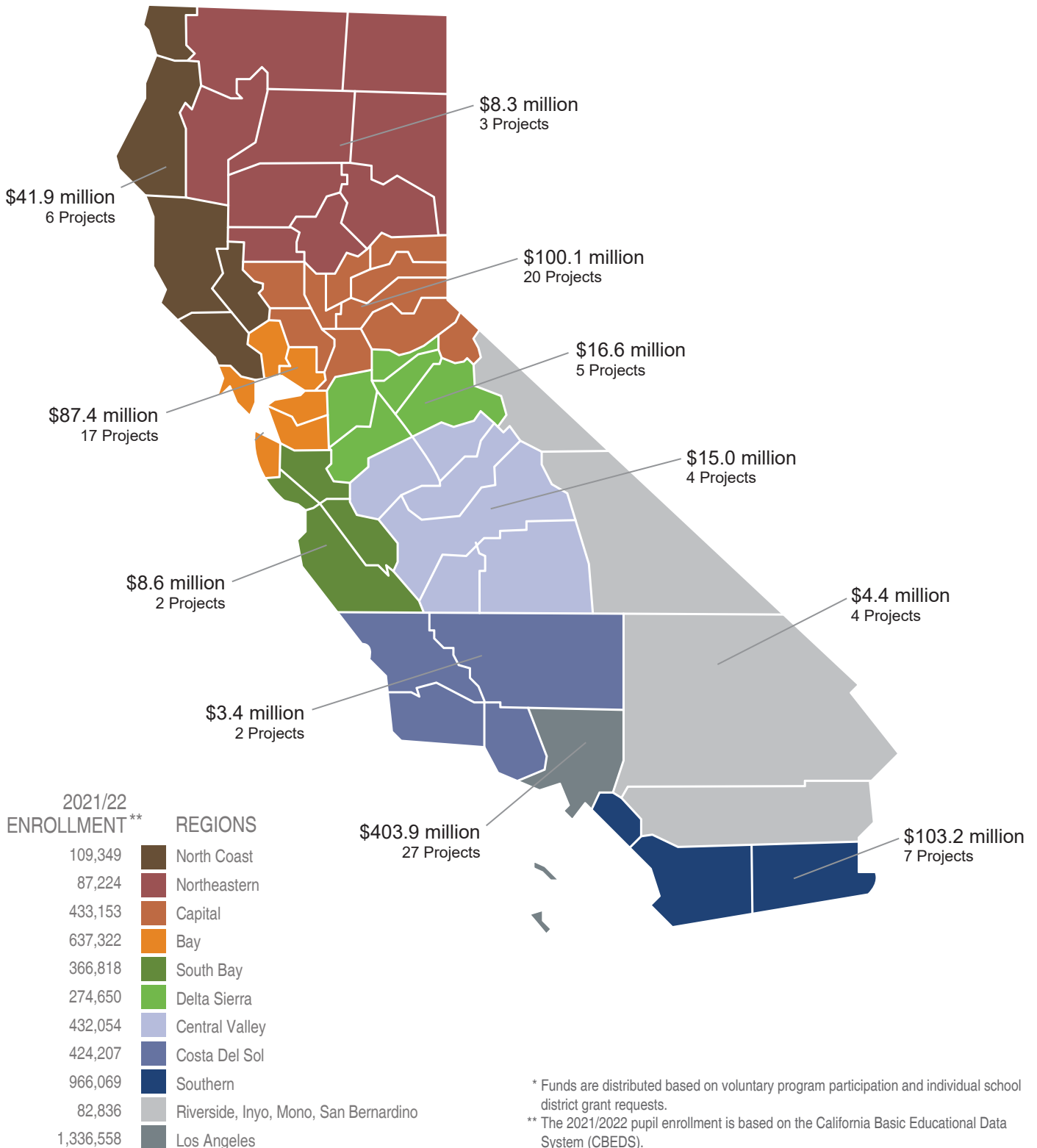
### Career Technical Education Facilities Program

The below map illustrates the regional distribution of \$952.5 million in Career Technical Education Facilities Program school facility funding awarded by the State Allocation Board from 1998 to December 31, 2022. The map also shows the regional distribution of projects.



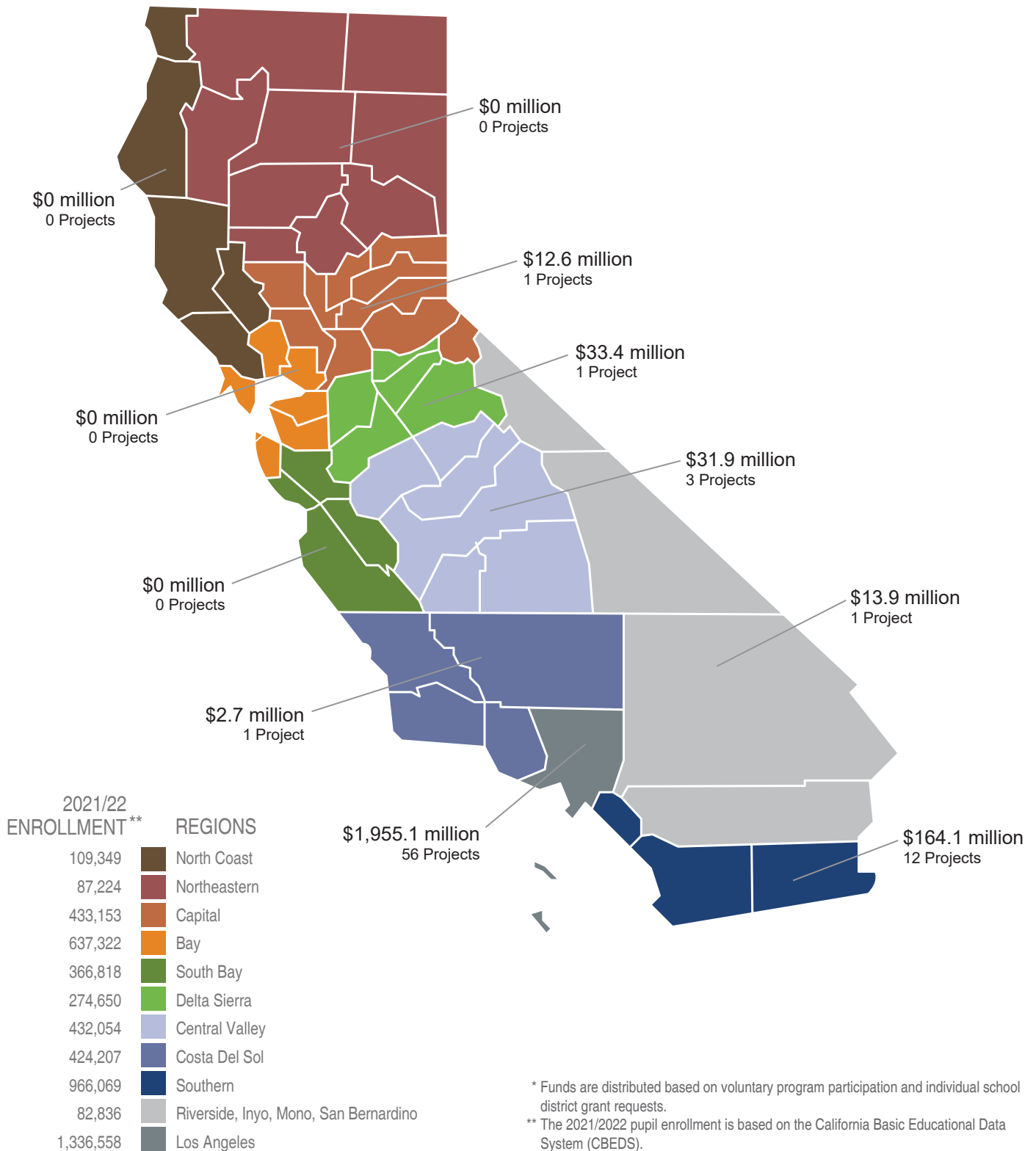
SCHOOL FACILITY PROGRAM  
Funding by School Facility Program Service Region\*  
As of December 31, 2022  
Charter School Facilities Program

The below map illustrates the regional distribution of \$792.7 million in Charter School Facilities Program funding awarded by the State Allocation Board from 1998 to December 31, 2022. The map also shows the regional distribution of projects.



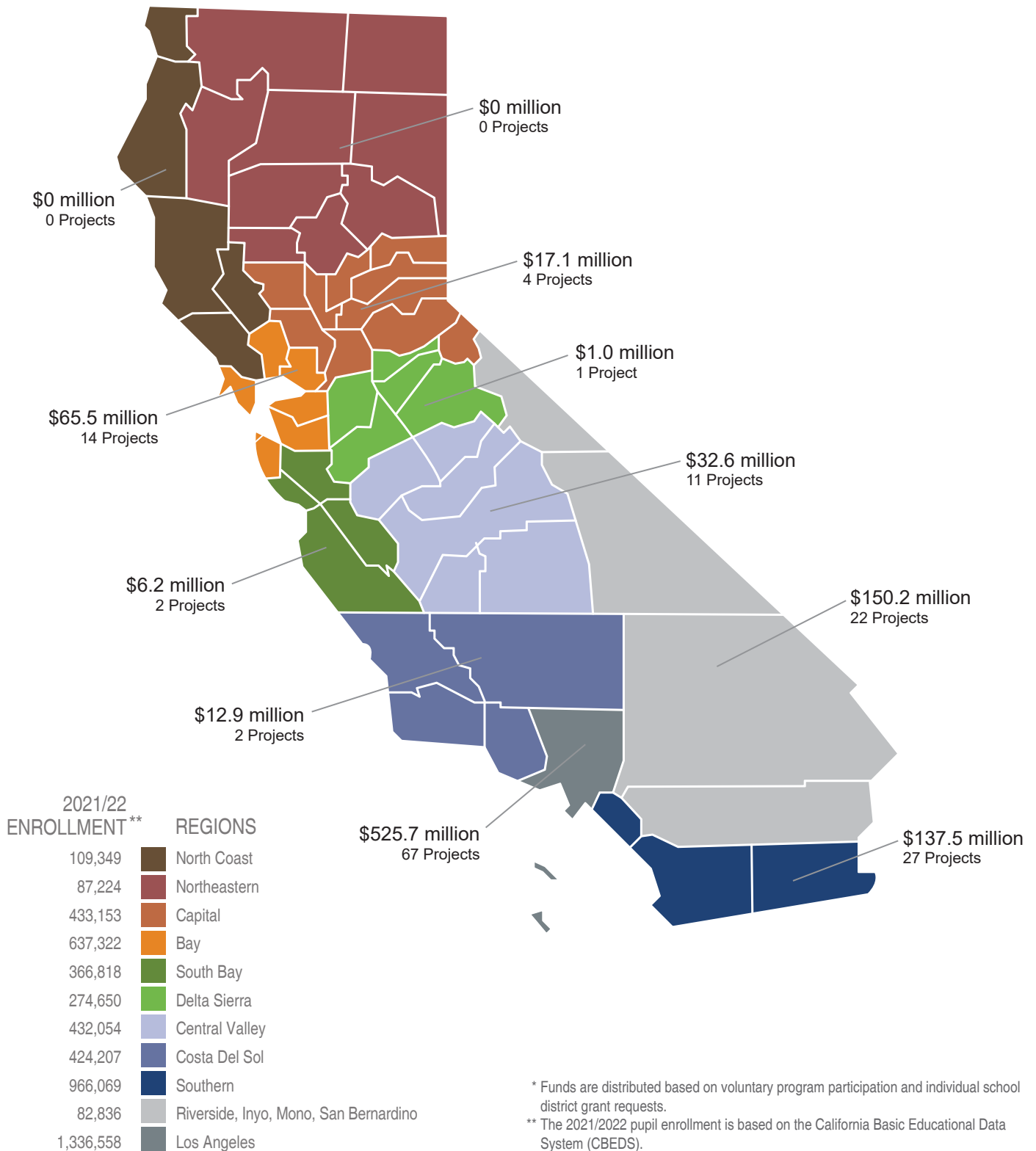
SCHOOL FACILITY PROGRAM  
Funding by School Facility Program Service Region\*  
As of December 31, 2022  
Critically Overcrowded Schools Program

The below map illustrates the regional distribution of \$2,213.7 million in Critically Overcrowded Schools facility funding awarded by the State Allocation Board from 1998 to December 31, 2022. The map also shows the regional distribution of projects.



SCHOOL FACILITY PROGRAM  
Funding by School Facility Program Service Region\*  
As of December 31, 2022  
Overcrowding Relief Grant Program

The below map illustrates the regional distribution of \$948.7 million in Overcrowding Relief Grant school facility funding awarded by the State Allocation Board from 1998 to December 31, 2022. The map also shows the regional distribution of projects.



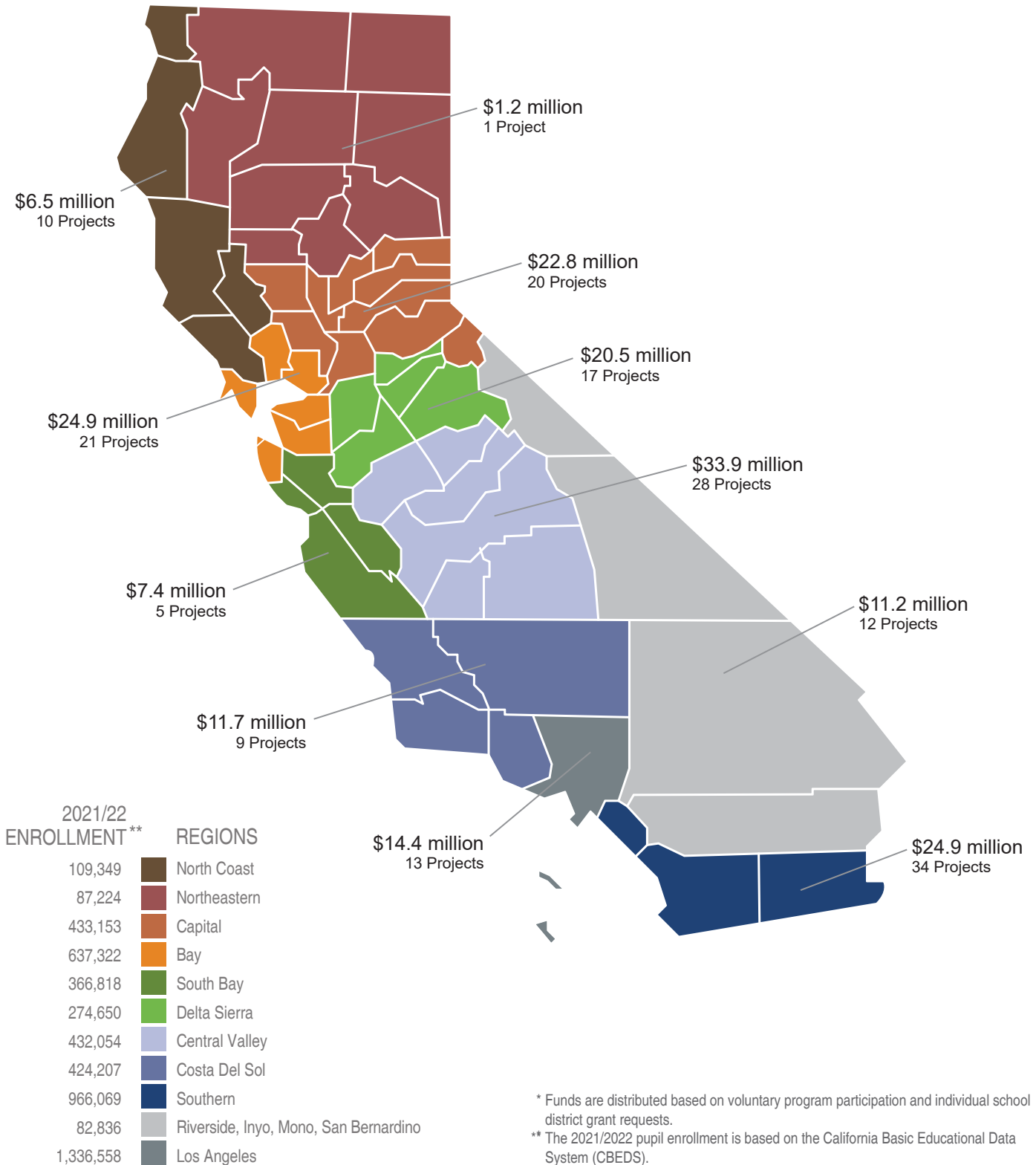
# SCHOOL FACILITY PROGRAM

## Funding by School Facility Program Service Region\*

As of December 31, 2022

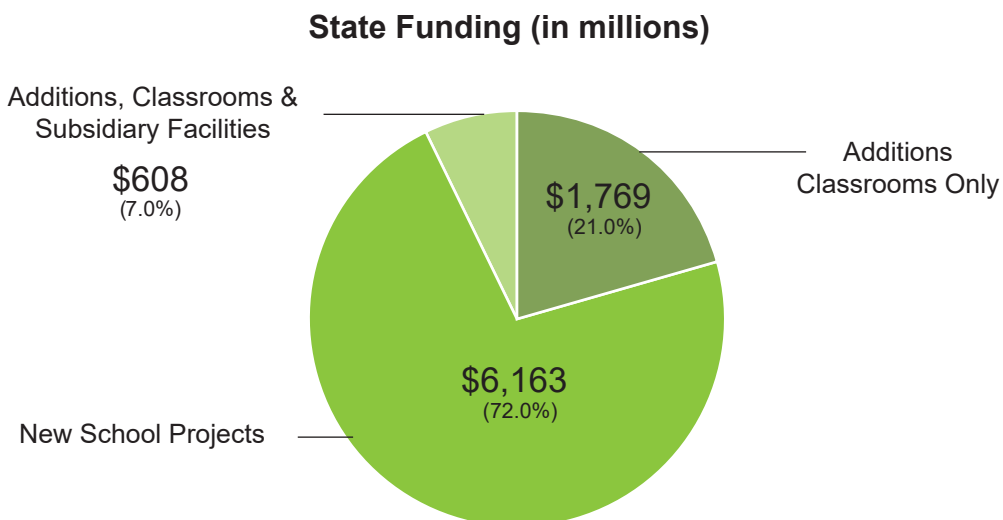
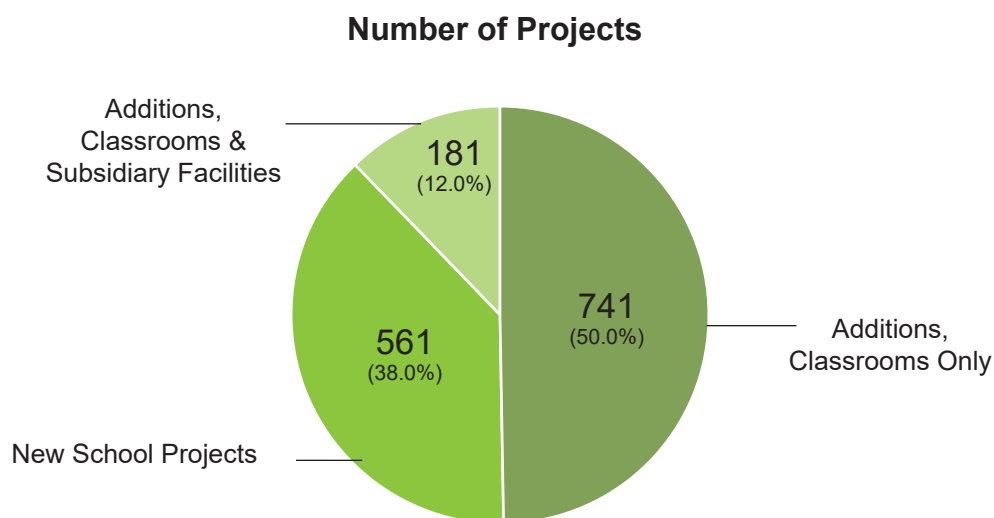
## Joint-Use Program

The below map illustrates the regional distribution of \$179.4 million in Joint-Use school facility funding awarded by the State Allocation Board from 1998 to December 31, 2022. The map also shows the regional distribution of projects.



## School Facility Program New Schools vs. Additions

The charts below display data from 1,483 School Facility Program new construction projects apportioned from January 2008 through December 2022 and for which a Project Information Worksheet (PIW) was submitted\*. The top chart displays the number of apportioned projects by the following categories: new school, addition projects with classrooms only, and addition projects with classrooms and subsidiary facilities. The bottom chart displays the amount of state funding, \$8,540 million (excluding site acquisition) by category.



\* The submittal of a PIW is required at three times for a new construction project: 1) the full grant fund release; 2) the first annual expenditure report (one year following the fund release); and 3) the final expenditure report (when the project is deemed complete). This graphic does not include any apportioned project for which a fund release was not submitted when the data was compiled.



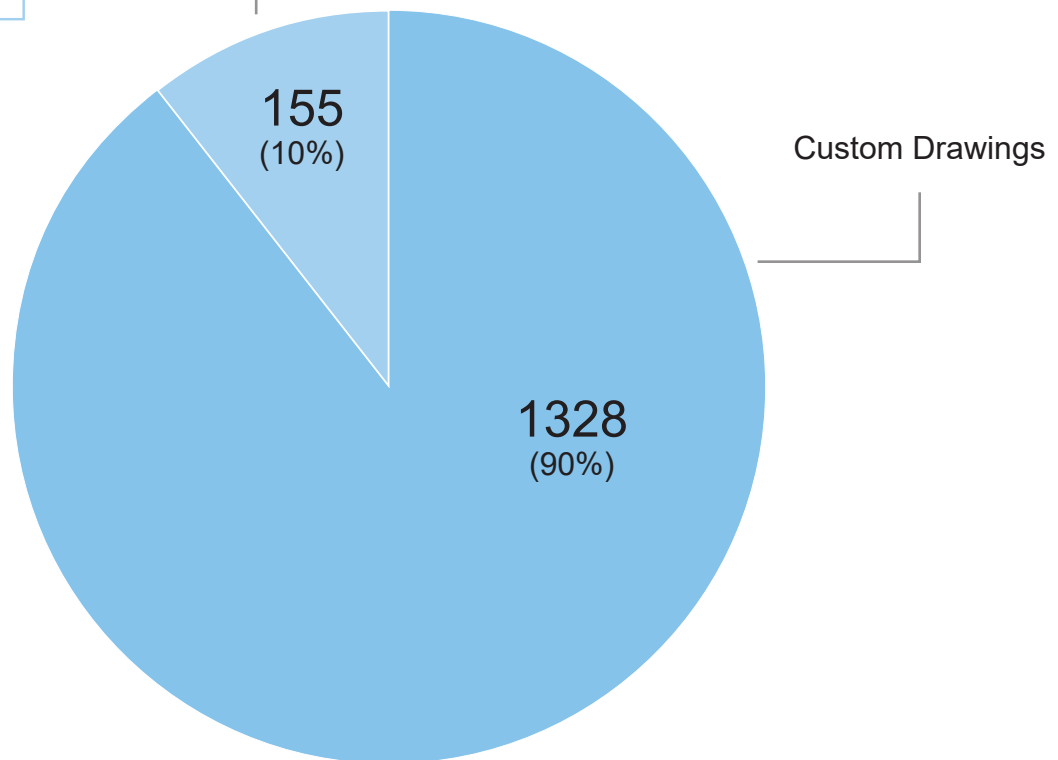
School Facility Program  
Architectural Plans - Custom vs. Prototype Drawings

The chart below displays the number of projects utilizing custom architectural plans for 1,483 School Facility Program new construction projects apportioned from January 2008 through December 2022 and for which a Project Information Worksheet (PIW) was submitted\*.

Prototype Drawings  
(Reuse of Plans)

Average of Reuse

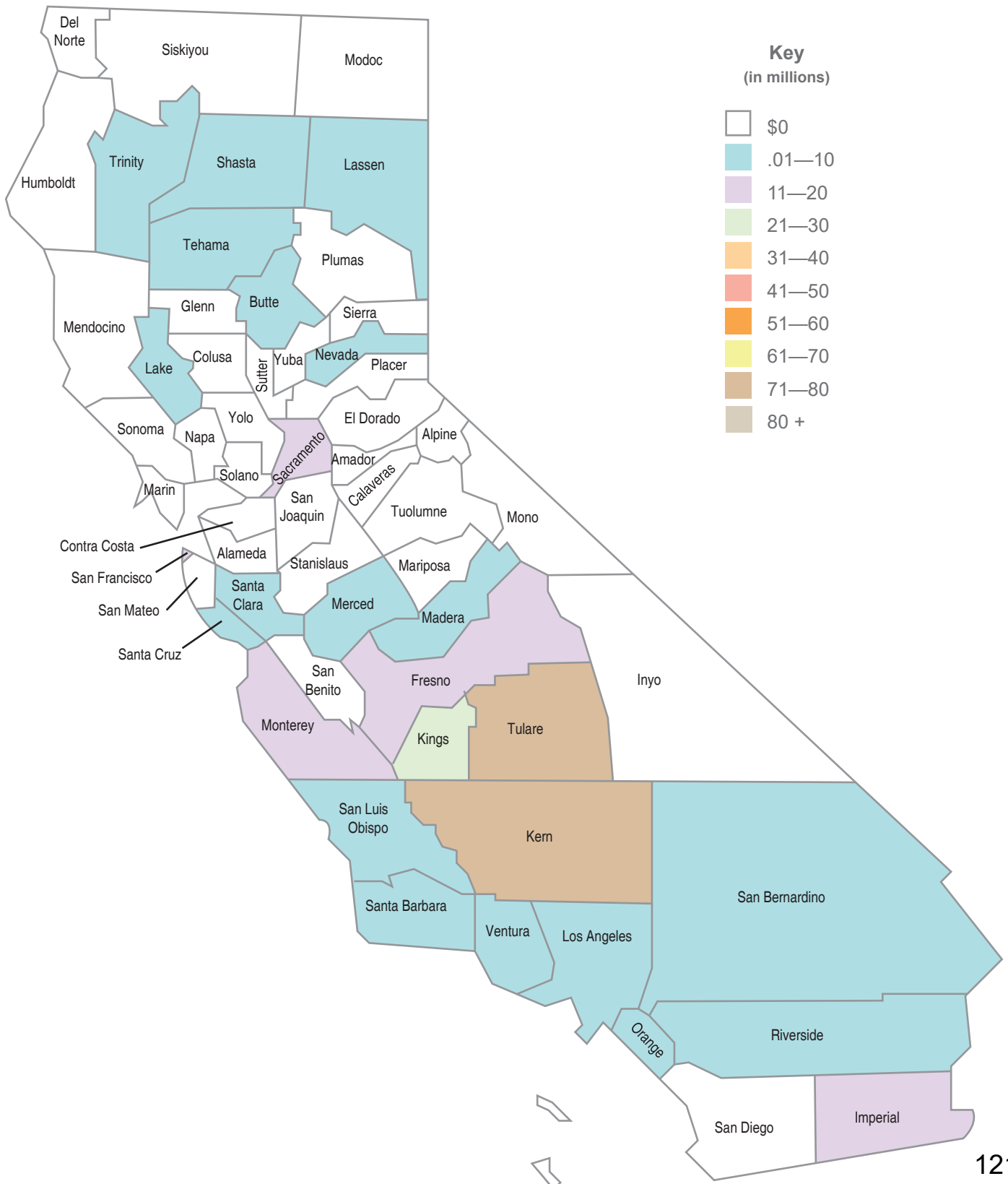
3



\* The submittal of a PIW is required at three times for a new construction project: 1) the full grant fund release; 2) the first annual expenditure report (one year following the fund release); and 3) the final expenditure report (when the project is deemed complete). This graphic does not include any apportioned project for which a fund release was not submitted when the data was compiled.

California Preschool, Transitional Kindergarten and Full-Day Kindergarten Facilities Program  
Total Apportionments by County

The graphic below displays the amount Apportioned (\$322 million) for 121 California Preschool, Transitional Kindergarten, and Full-Day Kindergarten Facilities projects from 97 school districts as of December 31, 2022



# Appeal Items

## SCHOOL DISTRICT DATA

School District: Sequoia Union High  
Application Number: 50/69062-01-009  
Total District Enrollment: 10,032

County: San Mateo  
School Name: TIDE Academy  
Project Grade Level: 9-12  
Financial Hardship: No

### PURPOSE OF REPORT

To present the District's request to reinstate a School Facility Program (SFP) application for New Construction funding at TIDE Academy, approve this new construction application for funding based on the same enrollment period in which the application was processed, and allow an adjustment in the pupil grants requested.

### DESCRIPTION

The Sequoia Union High School District (District) is requesting that the State Allocation (Board) reinstate and provide an Apportionment for a project for New Construction funding at TIDE Academy, Application Number 50/69062-01-009.

In July 2021, Staff began processing this application and related new construction eligibility update based on the 2020/2021 enrollment year period. Upon review, the Office of Public School Construction (OPSC) determined that the updated new construction eligibility did not support the District's original pupil grant request of 405 pupils at the 9-12 grade level. As there was no available 9-12 eligibility at the time the application was being processed, the application was revoked and sent back to the District on October 20, 2021.

The District submitted a *School District Appeal Request* (Form SAB 189) on August 16, 2022 requesting that the Board reinstate its funding application and have the application still be processed based on the 2020/2021 enrollment period in which OPSC originally began processing the application with a change to the grant request. The District is requesting that the Board approve this project for Apportionment with an adjustment in the pupil grant request from 405 9-12 pupils to 9 Severe Special Day Class (SDC) pupils.

If the Board approves the District's Appeal Request, the District will receive \$21,785,345.77 as the total State grant amount.

### AUTHORITY

See Attachment A.

### BACKGROUND

The Sequoia Union High School District is a large school district located in San Mateo County and had a 2021/2022 student enrollment of 10,032. TIDE Academy serves grades 9-12.

## BACKGROUND (cont.)

On July 19, 2018, the District submitted a new construction funding application for TIDE Academy, Application Number 50/69062-01-009, for the construction of a new school on a new site comprised 15 total classrooms. The original application designated all 15 classrooms at the 9-12 grade level (the District has since received approval from the California Department of Education (CDE) to have the school site reflect 14 classrooms in the 9-12 grade level category and one classroom in the Severe SDC category). The District originally requested 405 9-12 grade level pupil grants on its application.

In accordance with SFP Regulations, school districts are required to submit an *Enrollment Certification/Projection* (Form SAB 50-01) to update their eligibility within 90 days of receiving notification from OPSC that an application will be processed. During the beginning of OPSC's review period for this application, the District submitted the Form SAB 50-01 for the 2020/2021 enrollment period.

Pursuant to the decision made at the August 25, 2021 meeting, the Board moved to allow school districts that were required to use 2020/2021 enrollment information with the option of using 2019/2020 enrollment information in order to address potential impacts of COVID-19 on 2020/2021 enrollment updates. Following this decision, the District submitted the Form SAB 50-01 for the 2019/2020 enrollment period. OPSC then reviewed the Form SAB 50-01 documents submitted for both enrollment years in order to determine which of the two enrollment years yielded the best outcome for the District.

Upon review of the enrollment projection based on 2019/2020 enrollment and then the projection based on 2020/2021 enrollment, OPSC determined that neither updated new construction eligibility supported the pupil grants requested, as it resulted in the following:

Sequoia Union High School District New Construction Eligibility (Based on 2019/2020 enrollment update)				
K-6	7-8	9-12	Non-Severe	Severe
0	0	-176	-51	120

Sequoia Union High School District New Construction Eligibility (Based on 2020/2021 enrollment update)				
K-6	7-8	9-12	Non-Severe	Severe
0	0	-787	-24	89

Because there was not available 9-12 eligibility at the time the application was being processed in July 2021, the application could not move forward. The application was ultimately revoked and sent back to the District on October 20, 2021.

The District submitted a *School District Appeal Request* (Form SAB 189) on July 27, 2021 requesting to delay the processing of the full funding application to allow the District to update its new construction eligibility with 2021/2022 enrollment.

Staff met with the District on September 17, 2021 to discuss the appeal request. In this meeting, the District anticipated being able to provide the 2021/2022 enrollment data needed to complete projections demonstrating eligibility to support the New Construction project request by November 1, 2021. After multiple communications with the District throughout November 2021, the District stated that it was still in the process of gathering the information due to the large number of feeder schools and charter schools and did not yet have the full data set needed to run these projections. Thus, OPSC did not have the information necessary to move forward with the District's appeal request at the time. This appeal request was returned to the District on November 29, 2021; however, Staff did invite the District to resubmit the appeal at a later time once all the necessary information was gathered.

The District submitted a new Form SAB 189 on August 16, 2022 requesting that the Board reinstate its funding application and have the application be processed based on the 2020/2021 enrollment period in which OPSC originally began processing the application. The District had determined that the 2021/2022 enrollment was insufficient to support the application. Additionally, the District determined that the 2022/2023 enrollment would not likely support the full funding request either.

Therefore, the District is requesting that the Board approve this project for Apportionment based on their 2020/2021 enrollment, with an adjustment in the pupil grant request from 405 9-12 pupils to 9 Severe Special Day Class (SDC) pupils.

If the Board approves the District's Appeal Request, the District will receive \$21,785,345.77 as the total State grant amount.

### *Status of the Project*

The District completed the project using local funds and the site opened in August 2019.

## STAFF ANALYSIS/STATEMENTS

### **District Position**

In its appeal request, the District requests that the Board reinstate the application and allow the District to use eligibility to fund its project based on the 2020/2021 enrollment projection as it shows a demonstrated need for the project at the time the application was originally processed by OPSC. Additionally, the District is requesting that the Board approve this project with an adjustment in the pupil grant request from 405 9-12 pupils to 9 Severe Special Day Class (SDC) pupils.

The full text of the District's request is included as Attachment B.

### **Staff Position**

OPSC began processing the District's application in July 2021. The 2020/2021 enrollment update submitted to OPSC during processing did not generate new construction eligibility to support the pupil grants originally requested for this project. Therefore, the project was revoked, and the application was sent back to the District.

The District submitted a first appeal request to OPSC on July 27, 2021 asking to delay the processing of the project and the related eligibility update until projections based upon the 2021/2022 enrollment period could be used. This appeal request was returned on November 29, 2021 due to the District not being able to provide the needed enrollment information necessary for OPSC to move forward with the District's appeal request at that time due to the large number of feeder schools and charter schools.

The District submitted a complete appeal request to OPSC on August 16, 2022, after the District determined that enrollment projections based on the 2021/2022 enrollment period would not result in sufficient eligibility to fully support the original funding request. Additionally, the District had also determined the 2022/2023 enrollment would not support the original funding request. The District worked with the California Department of Education (CDE) to obtain the necessary approvals to change the designation of a classroom from a 9-12 classroom to a Severe SDC classroom. CDE issued a supercede plan approval letter noting this redesignation on July 19, 2022.

The District and OPSC agree that it would be appropriate to base the grant amounts for this project upon the same year as original processing (2021 grant amounts).

The District's request is consistent with the Board's policy and reason for requiring the update of eligibility at the time of processing and for providing funding based on grant amounts available at the time of processing.

Staff cannot administratively re-instate an application but had the changes to the original application been made at the time it was first processed to request funding request to the 9 Severe SDC grants, the application would have been presented to the Board as a typical consent item.

## **Conclusion**

The enrollment projection generates the eligibility for facilities using methodologies supported by SFP Regulations and past Board action. Staff believes that this request conforms with the Board's intention of funding projects based on current facility needs at the time of application processing.

Staff supports the District's request to reinstate the application and to use new construction eligibility based on the 2020/2021 enrollment period as it provides funding based on the most current enrollment projection available at the time OPSC was originally processing the application (2020/2021).

## **BOARD OPTION**

Pursuant to the Rules and Procedures of the State Allocation Board, "Staff is providing the following option for the Board's consideration. A positive vote by six members is required for the Board to take action that is an alternative to Staff's administrative action. Absent a positive vote by six members of the Board, Staff's

administrative action will stand, and the school district's appeal will be considered closed."

**Board Option – Grant the District's appeal. Approve the District's request to reinstate the application. Approve an Apportionment for the new construction project at the TIDE Academy site using the pupil grant eligibility based on the 2020/2021 enrollment period and with an adjustment from 405 9-12 pupil grants to 9 Severe SDC pupil grants, as shown on Attachment C.**



## ATTACHMENT A

### AUTHORITY

**Education Code (EC) Section 17071.75** states in part:

After a one-time initial report of existing school building capacity has been completed, the ongoing eligibility of a school district for new construction funding shall be determined by making all of the following calculations:

(a) A school district that applies to receive funding for new construction shall use the following methods to determine projected enrollment:

(1) A school district that has two or more schoolsites each with a pupil population density that is greater than 115 pupils per acre in kindergarten and grades 1 to 6, inclusive, or a schoolsite pupil population density that is greater than 90 pupils per acre in grades 7 to 12, inclusive, as determined by the Superintendent using enrollment data from the California Basic Educational Data System for the 2004–05 school year, may submit an application for funding for projects that will relieve overcrowded conditions. That school district may also submit an alternative enrollment projection for the fifth year beyond the fiscal year in which the application is made using a methodology other than the cohort survival enrollment projection method as defined by the board pursuant to paragraph (2), to be reviewed by the Demographic Research Unit of the Department of Finance, in consultation with the department and the Office of Public School Construction. If the Office of Public School Construction and the Demographic Research Unit of the Department of Finance jointly determine that the alternative enrollment projection provides a reasonable estimate of expected enrollment demand, a recommendation shall be forwarded to the board to approve or disapprove the application, in accordance with all of the following:

(A) Total funding for new construction projects using this method shall be limited to five hundred million dollars (\$500,000,000), from the Kindergarten-University Public Education Facilities Bond Act of 2004.

(B) The eligibility amount for proposed projects that relieve overcrowding is the difference between the alternative enrollment projection method for the year the application is submitted and the cohort survival enrollment projection method, as defined by paragraph (2), for the same year, adjusted by the existing pupil capacity in excess of the projected enrollment according to the cohort survival enrollment projection method.

(C) The Office of Public School Construction shall determine whether each proposed project will relieve overcrowding, including, but not limited to, the elimination of the use of Concept 6 calendars, four track year-round calendars, or busing in excess of 40 minutes, and recommend approval to the board. The number of unhoused pupil grants requested in the application for funding from the eligibility determined pursuant to this paragraph shall be limited to the number of seats necessary to relieve overcrowding, including, but not limited to, the elimination of the use of Concept 6 calendars, four track year-round calendars, or busing in excess of 40 minutes, less the number of unhoused pupil grants attributed to that school as a source school in an approved application pursuant to Section 17078.24.

(D) A school district shall use the same alternative enrollment projection methodology for all applications submitted pursuant to this paragraph and shall calculate those projections in accordance with the same districtwide or high school attendance area used for the enrollment projection made pursuant to paragraph (2).

(2) A school district shall calculate enrollment projections for the fifth year beyond the fiscal year in which the application is made. Projected enrollment shall be determined by utilizing the cohort survival enrollment projection system, as defined and approved by the board. The board may supplement the cohort survival enrollment projection with any of the following:

(A) The number of unhoused pupils that are anticipated as a result of dwelling units proposed pursuant to approved and valid tentative subdivision maps.

(B) Modified weighting mechanisms, if the board determines that they best represent the enrollment trends of the district. Mechanisms pursuant to this subparagraph shall be developed and applied in consultation with the Demographic Research Unit of the Department of Finance.

(C) An adjustment to reflect the effects on kindergarten and first grade enrollment of changes in birth rates within the school district or high school attendance area boundaries.

(3) (A) A school district may submit an enrollment projection for either a 5th year or a 10th year beyond the fiscal year in which the application is made. A school district that bases its enrollment projection calculation on a high school attendance area may use pupil residence in that attendance area to calculate enrollment. A school district that utilizes pupil residence shall do so for all high school attendance areas within the district. A pupil shall not be included in a high school attendance area enrollment projection based on pupil residence unless that pupil was included in the California Basic Educational Data System (CBEDS) report of the district for the same enrollment year. The board may require a district to provide a reconciliation of the districtwide CBEDS and residency data. The board also may adopt regulations to specify the format and certification requirements for a school district that submits residency data.

(b) (1) Add the number of pupils that may be adequately housed in the existing school building capacity of the applicant school district as determined pursuant to Article 2 (commencing with Section 17071.10) to the number of pupils for whom facilities were provided from any state or local funding source after the existing school building capacity was determined pursuant to Article 2 (commencing with Section 17071.10). For this purpose, the total number of pupils for whom facilities were provided shall be determined using the pupil loading formula set forth in Section 17071.25.

(2) Subtract from the number of pupils calculated in paragraph (1) the number of pupils that were housed in facilities to which the school district or county office of education relinquished title as the result of a transfer of a special education program between a school district and a county office of education or special education local plan area, if applicable. For this purpose, the total number of pupils that were housed in the facilities to which title was relinquished shall be determined using the pupil loading formula adopted by the board pursuant to subparagraph (B) of paragraph (2) of subdivision (a) of Section 17071.25. For purposes of this paragraph, title also includes any lease interest with a duration of greater than five years.

(c) Subtract the number of pupils pursuant to subdivision (b) from the number of pupils determined pursuant to paragraph (2) of subdivision (a).

(d) The calculations required to establish eligibility under this article shall result in a distinction between the number of existing unhoused pupils and the number of projected unhoused pupils.

(e) Apply the increase or decrease resulting from the difference between the most recent report made pursuant to Section 42268, and the report used in determining the baseline capacity of the school district pursuant to subdivision (a) of Section 17071.25.

(f) For purposes of calculating projected enrollment pursuant to subdivision (a), the board may adopt regulations to ensure that the enrollment calculation of individuals with exceptional needs receiving special education services is adjusted in the enrollment reporting period in which the transfer occurs and three previous school years as a result of a transfer of a special education program between a school district and a county office of education or a special education local plan area. However, the projected enrollment calculation of a county office of education shall only be adjusted if a transfer of title for the special education program facilities has occurred. The regulations, if adopted, shall ensure that if a transfer of title to special education program facilities constructed with state funds occurs within 10 years after initial occupancy of the facility, the receiving school district or school districts shall remit to the state a proportionate share of any financial hardship assistance provided for the project pursuant to Section 17075.10, if applicable.

#### **Education Code Section 17072.35.**

A grant for new construction may be used for any and all costs necessary to adequately house new pupils in any approved project, and those costs may only include the cost of design, engineering, testing, inspection, plan checking, construction management, site acquisition and development, evaluation and response action costs relating to hazardous substances at a new or existing schoolsite, demolition, construction, acquisition and installation of portable classrooms, landscaping, necessary utility costs, utility connections and other fees, equipment including telecommunication equipment to increase school security, furnishings, and the upgrading of electrical systems or the wiring or cabling of classrooms in order to accommodate educational technology. A grant for new construction may also

be used to acquire an existing government or privately owned building, or a privately financed school building, and for the necessary costs of converting the government or privately owned building for public school use. A grant for new construction may also be used for the costs of designs and materials that promote the efficient use of energy and water, the maximum use of natural lighting and indoor air quality, the use of recycled materials and materials that emit a minimum of toxic substances, the use of acoustics conducive to teaching and learning, and other characteristics of high performance schools.

#### **SFP Regulation Section 1859.2. Definitions**

For the purpose of these regulations, the terms set forth below shall have the following meanings, subject to the provisions of the Act:

....

“Approved Application(s)” means a district has submitted the application and all documents to the Office of Public School Construction that are required to be submitted with the application as identified in the General Information Section of Forms SAB 50-01; SAB 50-02; SAB 50-03; and SAB 50-04, as specified in Section 1859.2.

....

“Form SAB 50-04” means the *Application For Funding*, Form SAB 50-04 (Revised 05/20), which is incorporated by reference.

...

“New Construction Grant” means the funding provided pursuant to Education Code Section 17072.10(a) and Sections 1859.71 and 1859.71.1.

#### **SFP Regulation Section 1859.20. SFP Application for Determination of Eligibility.**

A School District seeking a determination of eligibility for a SFP project shall complete and file the following documents with the OPSC:

- (a) For new construction, either districtwide, HSAA, or Super HSAA, or for modernization projects, the Form SAB 50-03.
- (b) For new construction projects, either districtwide, HSAA or Super HSAA, the Form SAB 50-01.
- (c) For new construction projects, the Form SAB 50-02.

#### **SFP Regulation Section 1859.21. SFP Application for Funding.**

A School District seeking funding for a modernization or new construction project shall complete and file with the OPSC, the Form SAB 50-04.

#### **SFP Regulation Section 1859.40. Enrollment Projections Used to Determine a District’s Eligibility for New Construction Grants.**

The district shall provide an enrollment Certification and report enrollment data, on the Form SAB 50-01. The information provided on this Form shall serve as the basis for determining a district’s eligibility for New Construction funding. The enrollment projections generated by completing the Form SAB 50-01 shall be known as Cohort Projections for purposes of this section...

#### **SFP Regulation Section 1859.43. Projecting Special Day Class Enrollment.**

The district enrollment, as reported on the Form SAB 50-01, shall be used to calculate the district’s projected Special Day Class enrollment. The OPSC shall use the following methodology to determine the district’s projected enrollment:

- (a) For the purposes of this section the final year shall refer to the fifth or tenth-year as determined in projection method used for projecting non-Special Day Class enrollment in Section 1859.42. The projected enrollment of Special Day Class students served by a school district shall be computed by multiplying the total reported enrollment of Special Day Class students by the final-year projection of the same grade level of students as determined by Section 1859.42. The resulting value shall be divided by the current enrollment of the same students as provided on Form SAB 50-01.
- (b) The projected enrollment of Special Day Class students served by a county office of education shall be computed using either (1) or (2). A county office of education that utilized a fifth-year projection when projecting non-Special Day Class enrollment per Section 1859.42 must utilize a fifth-

year projection for projecting its Special Day Class enrollment. A county office of education that utilized a tenth-year projection when projecting its non-Special Day Class enrollment per Section 1859.42 must utilize a tenth-year projection for its Special Day Class enrollment.

(1) Fifth-year projection enrollment shall be calculated as follows:

(A) Determine the percentage change in total Special Day Class enrollment from the previous year to the current year; determine the percentage change in total Special Day Class enrollment in the second previous year to the previous year; determine the percentage change in total Special Day Class enrollment in the third previous year to the second previous year. To determine the average annual change, add the three percentage changes and divide by three.

(B) The current Special Day Class enrollment provided by the county office of education as reported on Form SAB 50-01, shall be adjusted by the average annual percentage change in (A) for each year until the five-year projected enrollment has been determined.

(2) Tenth-year enrollment projection shall be calculated as follows:

(A) Calculate the average annual change as follows:

1. Determine the percentage change in total Special Day Class enrollment from the previous year to the current year;
2. Determine the percentage change in total Special Day Class enrollment in the second previous year to the previous year;
3. Determine the percentage change in total Special Day Class enrollment in the third previous year to the second previous year;
4. Determine the percentage change in total Special Day Class enrollment in the fourth previous year to the third previous year;
5. Determine the percentage change in total Special Day Class enrollment in the fifth previous year to the fourth previous year;
6. Determine the percentage change in total Special Day Class enrollment in the sixth previous year to the fifth previous year;
7. Determine the percentage change in total Special Day Class enrollment in the seventh previous year to the sixth previous year.
8. To determine the average annual change, add the seven percentage changes and divide by seven.

(B) The current Special Day Class enrollment provided by the county office of education as reported on Form SAB 50-01, shall be adjusted by the average annual percentage change in 8. above, for each year until the tenth-year projected enrollment has been determined.

#### **SFP Regulation Section 1859.51. Adjustments to the New Construction Baseline Eligibility.**

The baseline eligibility for new construction determined on the Form SAB 50-03 will be adjusted as follows:

(a) Reduced by the number of pupils provided grants in a new construction SFP project and by the number of pupils that received a Preliminary Apportionment pursuant to Section 1859.140 or a Preliminary Charter School Apportionment pursuant to Section 1859.162.2.

(b) Reduced by the number of pupils housed, based on the loading standards pursuant to Education Code Section 17071.25(a)(2)(A), in a new construction LPP project funded under the provisions of the LPP pursuant to Sections 1859.12 or 1859.13.

(c) Reduced by the number of pupils housed in additional classrooms constructed or purchased based on the loading standards, pursuant to Education Code Section 17071.25(a)(2)(A), in a modernization SFP project.

(d) Adjusted as a result of the audit findings made pursuant to Sections 1859.90, 1859.90.3 and 1859.105.

(e) Increased/decreased by changes in projected enrollment in subsequent enrollment reporting years for all districts using a fifth-year projection or a tenth-year projection, except decreases as provided in (j) below.

For all funding requests received by OPSC on or after June 6, 2017, OPSC will notify the School District in writing that OPSC is scheduled to begin processing the School District's Form SAB 50-04 and that the School District shall submit the Form SAB 50-01 based on school district enrollment data, as shown in the table below:

**OPSC Received Date of Form SAB 50-01**

July 1 through October 31

November 1 through June 30

**Enrollment Reporting Year**

Submit Prior Fiscal Year Enrollment Data

Submit Current Fiscal Year Enrollment Data

OPSC may return the Form SAB 50-04 to the School District for failure to submit the Form SAB 50-01 within 90 calendar days of OPSC's notification.

(f) Adjusted as a result of errors or omissions by the district or by the OPSC.

(g) Adjusted as a result of amendments to these Regulations that affect the eligibility.

(h) Increased by the number of pupils eligible for grants pursuant to Section 1859.82.1(b)(4)(A) or 1859.82.2(b)(4)(A).

(i) Reduced by the number of pupils housed, based on loading standards pursuant to Education Code Section 17071.25(a)(2)(A), in any Classroom Provided after the baseline eligibility was determined by the Board with the exception of those pupils housed or to be housed in a classroom:

(1) That is a trailer and transportable/towed on its own wheels and axles.

(2) Of less than 700 interior square feet.

(3) That is a portable classroom, leased pursuant to Chapter 14 (commencing with Section 17085) of the Education Code.

(4) That is a portable classroom leased for a period of less than five years, whether in a single lease or cumulative total of several leases.

(5) That is a portable classroom that needs to be leased beyond five years to provide interim housing in a modernization or new construction project provided the cumulative lease term does not exceed a specified time period as determined by the SAB not to exceed three years on each qualifying project. For this purpose, a project means all work contained in a single set of construction plans.

(6) Where the contract for the lease, lease-purchase, purchase, or construction of the classroom was made prior to January 1, 2000.

(7) That is included in a SFP project where the district has funded a portion of the project beyond its required district contribution and the pupil capacity of the classroom does not exceed 150 percent of the number of pupils receiving a new construction grant (rounded up) for the SFP project.

(8) That was acquired with joint-use funds specifically available for that purpose.

(9) That was acquired with career technical education funds specifically available pursuant to Education Code Section 17078.72.

(10) That was built or acquired exclusively for regional occupational centers, regional occupational programs, child care, preschool and/or Adult Education Programs, and with funds specifically available for those purposes.

(11) That replaces a classroom, previously included in the determination of the district's new construction eligibility pursuant to Education Code Section 17071.75, in a project funded by the district without participation from the State and the district permanently removes the replaced facility from classroom use immediately after the replacement classroom is occupied.

(12) That was constructed with Overcrowding Relief Grant funds specifically available for that purpose.

(j) For Small School Districts:

(1) Decreased by any reduction in projected enrollment that follows a three-year period after the district's eligibility was approved by the Board, and either (A) or (B), as applicable:

(A) Increased/decreased by changes in projected enrollment in the 2016/2017 enrollment year using a fifth-year projection or a tenth-year projection if the Form SAB 50-01 was received at OPSC by October 31, 2017.

(B) Increased/decreased by changes in projected enrollment in subsequent enrollment reporting years following 2016/2017 using a fifth-year projection or a tenth-year projection.

(2) If the Small School District does not submit an adjustment under (A) or (B) prior to OPSC notification of its schedule to begin processing the School District's request for new construction funding that was received by OPSC on or after November 1, 2012, then the requirements of (e) shall apply.

(k) Adjusted for any change in classroom inventory as a result of a reorganization election.

(l) For classroom loading standards adopted by the Board for non-severely disabled individuals with exceptional needs and severely disabled individuals with exceptional needs.

- (m) As directed by the Board due to a finding of a Material Inaccuracy pursuant to Regulation Section 1859.104.1.
- (n) Increased by the number of pupils that received a Preliminary Apportionment that was rescinded pursuant to Section 1859.148 or a Preliminary Charter School Apportionment that was rescinded pursuant to Section 1859.166.
- (o) Adjusted for operational grant changes as determined/provided by the California Department of Education.
- (p) For a HSAA district with Preliminary Apportionments within the 2002 or 2004 Critically Overcrowded School Facilities Account as follows:
  - (1) Decreased by the number of pupils that received a Preliminary Apportionment, distributed proportionately among HSAA's in which the pupils used to justify the conversion of the Preliminary Apportionment were enrolled but did not reside.
  - (2) In the subsequent enrollment reporting year after verification of Occupancy of a project, increased by the number of pupils equal to the reduction due to Section 1859.51(p)(1), for the project which was occupied.
  - (3) Increased by the number of pupils equal to the reduction due to Section 1859.51(p)(1), for a Preliminary Apportionment rescinded pursuant to the provisions of Section 1859.148.
- (q) Adjusted by the difference between the Alternative Enrollment Projection for the current enrollment reporting year and the projected enrollment determined pursuant to Section 1859.42 for the current enrollment reporting year, or by the eligibility remaining from this calculation that can no longer be utilized if the funds made available pursuant to Education Code Section 17071.75(a)(1)(A) have been exhausted.
- (r) Adjusted pursuant to Education Code Section 17071.75(b)(2) by the number of pupils housed, based on the loading standards pursuant to Education Code Section 17071.25(a)(2)(A), in any classroom(s) where title was relinquished to the School District receiving the transferred classroom(s).
- (s) Increased by the capacity of classrooms that meet all of the following:
  - (1) The classrooms are included in an Approved Application that have a qualifying health and safety threat pursuant to Sections 1859.82.1 or 185.9.82.2 that were originally included in the district's baseline eligibility, except the district did not have the current enrollment to support the replacement and funding of those classrooms.
  - (2) The classrooms are included in an Approved Application pursuant to Sections 1859.82.1 or 1859.82.2 and did not receive funding as part of that project and were demolished or removed from classroom use. Buildings removed from K-12 classroom use that remain on the school site will be identified on a list published on OPSC's website.
  - (3) The Board shall approve the adjustment upon receiving the local school board resolution acknowledging that the buildings have been removed from K-12 classroom use.

**SCHOOL DISTRICT APPEAL REQUEST**

SAB 189 (REV 10/09)

Page 2 of 2

SCHOOL DISTRICT Sequoia Union High School District	APPLICATION NUMBER 50/69062-01-009
SCHOOL NAME Tide Academy	COUNTY San Mateo
DISTRICT REPRESENTATIVE Crystal Leach	E-MAIL ADDRESS cleach@seq.org

**Purpose of Request:**

The District requests the Tide Academy new construction funding application be processed based on the original submittal date of July 19, 2018 with an adjustment in the pupil grant request from 405 9-12 pupils to 9 severe SDC pupils.

**Basis of Request:**

- ☐ Law (Statute) \_\_\_\_\_
- ☐ Regulation \_\_\_\_\_
- ☒ Other (specify) Attached \_\_\_\_\_

**Description:**

Attached

SIGNATURE OF AUTHORIZED DISTRICT REPRESENTATIVE



DATE

9/16/2022

**TIDE ACADEMY (50/69062-01-009)**  
**APPEAL (attachment)**

**Basis**

The Sequoia Union High School District requests that the Tide Academy Application be processed by OPSC based on the original submittal date of July 19, 2018 and allow an adjustment from 405 9-12 pupil grants, included in original application, to 9 severe special day class (SDC) pupils due to declining enrollment.

**Description**

The Sequoia Union High School District submitted a SAB 50-04 funding application for a new school (Tide Academy) on July 19, 2018. At the time the application was submitted, the District had sufficient new construction eligibility of 405 9-12 pupils for the project. In July 2021, OPSC began to process the funding application and issued a 15-day letter on July 13, 2021. Because funding applications are processed based on the enrollment year in which the application is processed, not submitted, the District updated its new construction eligibility with its 2020-21 enrollment. Due to declining enrollment, there was no 9-12 new construction eligibility available for the project. Therefore, the District submitted an appeal and requested to delay the processing of the Tide Academy application until after November 2021 to allow the District to update its new construction eligibility with 2021-22 enrollment to determine if there would be sufficient new construction eligibility to proceed with State funding for the Tide Academy project. After a review of the District's 2021-22 new construction eligibility, it was determined that there was no 9-12 eligibility for the project, and the application was returned to the District. However, based on the 2020-21 enrollment, the District does have new construction eligibility at the severe special day class (SDC) level. Based on the SDC eligibility, the District requested a revised California Department of Education (CDE) plan approval letter to include one severe SDC classroom with the plan of proceeding with a revised TIDE funding application.

Based on the revised letter, the District requests that the application be processed based on the 2020-21 enrollment with the original submittal date of July 19, 2018 with a pupil grant reduction from 405 9-12 pupils to 9 severe pupils. The District understands funding will be calculated based on the 2021 State grant amount.

Attached is the original funding application along with a revised SAB 50-04 funding application with a reduction of pupil grants from 405 9-12 pupils to 9 severe SDC pupils.





September 16, 2022

Alexandra Ruiloba, Appeals  
Office of Public School Construction  
707 Third Street  
West Sacramento, CA 95605

RE: Sequoia Union High School District  
New Construction Funding Application (Appeal)  
New High School – TIDE Academy (50/69062-01-009)

Alexandra:

In follow up to our meeting, attached is a revised appeal request for Sequoia Union High School District's TIDE Academy. The cost estimator is in the process of updating the site development estimates with the 2021 Sierra West numbers. The updated estimate will be forwarded upon completion.

Thank you,

Elona Cunningham

APPLICANT DATA
----------------

<b>Applicant:</b>	Sequoia Union High	<b>PTN:</b>	69062 - 176
<b>Application No:</b>	50/69062-01-009	<b>County:</b>	San Mateo
<b>School Name:</b>	Tide Academy	<b>Filing Basis:</b>	Carlmont, Menlo, Sequoia, Redwood

HISTORY OF PROJECT FUNDING
----------------------------

	Fund Code	Proposition	Previously Authorized	Authorized This Action	State Apportionment This Action
<u>State Share</u>					
NC/Add. Grant	001-2223	GF	\$	\$ 21,785,345.77	\$ 21,785,345.77
<u>Applicant Share</u>					
District Contribution				21,785,345.77	
Total			\$ 0.00	\$ 43,570,691.54	\$ 21,785,345.77
Funding Source: General Funds FY 2022/2023					

APPLICATION DATA
------------------

Type of Project:	High School
Pupils Assigned:	
	Severe: 9
Number of Classrooms:	15
Addition to Existing Site:	No
Master Plan Acres:	23.2
Recommended Acres:	23.2
Proposed Acres:	2.17

PROGRAM GRANT DATA
--------------------

2% of Appraised or Actual Value	\$	186,700.00
Automatic Sprinkler System	\$	6,012.00
Base Grant	\$	319,356.00
DTSC Fees	\$	6,802.77
Fire Detection	\$	567.00
General Site	\$	364,065.00
Multi Level Construction	\$	38,323.00
NC Site Acquisition	\$	4,667,500.00
New School Adjustment	\$	8,154,758.00
Off Site	\$	36,883.00
Service Site Development	\$	1,322,858.00
Urban / Security / Impacted Site	\$	6,275,410.00
Utilities	\$	406,111.00
Total State Share (50%)		21,785,345.77
Applicant Share (50%)		21,785,345.77
Total Project Cost	\$	43,570,691.54

STIPULATED TERMS & NEXT STEPS
-------------------------------

A valid Fund Release Authorization (Form SAB 50-05) must be signed by the designated District Representative and must be received by the Office of Public School Construction prior to 11:59 p.m. within 180 calendar days of SAB approval of the Apportionment for this project. The form may be submitted electronically via OPSC Online or via email to [OPSCApplicationReviewTeam@dgs.ca.gov](mailto:OPSCApplicationReviewTeam@dgs.ca.gov).

The Applicant shall ensure that it is in compliance with all applicable laws, regulations and certifications it made on the program forms.

The Applicant is required to submit a signed Grant Agreement for the project prior to or concurrent with a valid Fund Release Authorization (Form SAB 50-05). Failure to submit an executed Grant Agreement and valid Form SAB 50-05 prior to the deadline shall result in the Apportionment being rescinded without further board action.

The Applicant is responsible for ensuring that the project is compliant with Prevailing Wage Monitoring and/or Labor Compliance Program requirements at the time construction contracts are executed and/or construction commenced.

This project was processed using 2021 grant amounts as provided for in an appeal approved by the State Allocation Board at the January 2023 meeting.

Pursuant to SFP Regulation Section 1859.51(i)(7), a new construction baseline reduction of 378 grade (9-12) pupils will be made to the District's new construction baseline eligibility in the 9-12 grade category for the added capacity beyond 150 percent of the number of pupils receiving a new construction grant.

# Action Items

Forthcoming

CCI Adjustment Item

Pages 137 - 145

# Information Items

## **TENTATIVE WORKLOAD**

February 2023

### **ACTION ITEMS**

### **REPORTS, DISCUSSION and INFORMATION ITEMS**

Local Audit Updates for the 2022 Calendar Year  
Standard Information Items

### **FINANCIAL REPORTS**

Status of Fund Releases  
Status of Funds

---

## **TENTATIVE WORKLOAD**

March 2023

### **ACTION ITEMS**

### **REPORTS, DISCUSSION and INFORMATION ITEMS**

Standard Information Items

### **FINANCIAL REPORTS**

Status of Fund Releases  
Status of Funds

---

## **TENTATIVE WORKLOAD**

April 2023

### **ACTION ITEMS**

### **REPORTS, DISCUSSION and INFORMATION ITEMS**

Standard Information Items

### **FINANCIAL REPORTS**

Status of Fund Releases  
Status of Funds

# APPEALS

Received as of December 31, 2022

<u>Appeal Received Date</u>	<u>District/County</u>	<u>Tentative SAB Date*</u>	<u>Description</u>
<b>6/23/2022</b>	Wasco Union ESD/Kern	TBD	District requests funding for a new construction project based on an enrollment period that is different from the enrollment period in which the application was processed.
<b>9/21/2022</b>	Los Angeles USD/Los Angeles	TBD	District requests allowance for design contingency costs for Facility Hardship Program applications for rehabilitation funding.
<b>9/29/2022</b>	Santa Ana USD/Orange	February 2023	District requests a change in scope approval for a modernization project. The change involves modernizing three buildings instead of modernizing eight buildings.
<b>10/7/2022</b>	Los Angeles USD/Los Angeles	TBD	District requests equipment substitutions for an SAB-approved Career Technical Education Facilities Program funding application.
<b>12/30/2022</b>	Lindsay USD/Tulare	March 2023	District requests that the Board recognize \$511,863 in encumbrances for the Financial Hardship review for a California Preschool, Transitional Kindergarten, and Full-Day Kindergarten Facilities Grant Program.

\*Please note: Tentative SAB Date is not a guaranteed meeting date and may be subject to change.

## STATE ALLOCATION BOARD MEETING DATES

The State Allocation Board (SAB) meeting dates for the 2023 calendar year are as follows:

<b>Board Date</b>	<b>Type of Meeting</b>
February 22, 2023*	Monthly (Consent/Appeals/Action)
March 22, 2023*	Monthly (Consent/Appeals/Action)
April 26, 2023*	Monthly (Consent/Appeals/Action)
May 24, 2023*	Monthly (Consent/Appeals/Action)
June 28, 2023*	Monthly (Consent/Appeals/Action)
July 26, 2023*	Monthly (Consent/Appeals/Action)
August 23, 2023*	Monthly (Consent/Appeals/Action)
September 27, 2023*	Monthly (Consent/Appeals/Action)
October 25, 2023*	Monthly (Consent/Appeals/Action)
December 2023*	Monthly (Consent/Appeals/Action)

\*The projected dates and time will be determined upon the discussion with the Vice-Chair and Chair based on workload.

The SAB meets at 4:00 p.m. when the State Legislature is in session and at 2:00 p.m. when the State Legislature is out on recess. A key Bagley-Keene amendment was enacted last week with the budget trailer bill, restoring the meeting process that was permitted under the Governor's COVID-19 executive order regarding public meetings. Section 20, SB 189, effective June 30, 2022, added Government Code Section 11133, which permits state boards and commissions to again hold meetings with all members participating via teleconference until July 1, 2023.

Due to scheduling changes within the Legislature, some of the SAB meetings may be canceled or changed with short notice.



## **INFORMATION ITEM**

### **SCHOOL FACILITY PROGRAM NEW CONSTRUCTION AND MODERNIZATION UNFUNDED LIST (as of November 28, 2022)**

The New Construction and Modernization projects on this list have received an “unfunded” approval by the State Allocation Board (SAB). Note that an “unfunded” approval does not guarantee a future apportionment by the SAB.

Published monthly in the SAB Agenda.

This report is also located on the [OPSC Website](#)

Unfunded Approvals  
as of November 28, 2022 SAB

County	School District	Application Number	Program	Approval	Received Date	SAB Unfunded Approval	Financial Hardship Apportionment	Loan	State Share	Total Apportionment	Cumulative Amount	Submitted Certification Letter November 2022	Grant Agreement Received as of 12/8/2022
ALAMEDA	SAN LORENZO UNIFIED	54/61309-00-003	Charter	D	6/5/2017	12/11/2018	0.00	845,455.40	845,455.40	1,690,910.80	1,690,910.80	No	No
LOS ANGELES	LOS ANGELES UNIFIED	54/64733-00-102	Charter	S	6/1/2017	3/23/2020	0.00	7,441,670.00	7,441,670.00	14,883,340.00	16,574,250.80	No	No
SAN DIEGO	POWAY UNIFIED	55/68296-00-008	Career Tech New Construction	G	2/27/2020	7/27/2021	0.00	310,282.00	310,282.00	310,282.00	16,884,532.80	No	No
LOS ANGELES	LYNWOOD UNIFIED	55/64774-00-001	Career Tech New Construction	G	4/3/2020	7/27/2021	0.00	0.00	600,000.00	600,000.00	17,484,532.80	Yes	No
SONOMA	SANTA ROSA HIGH	55/70920-00-004	Career Tech New Construction	G	4/3/2020	7/27/2021	0.00	0.00	1,243,957.00	1,243,957.00	18,728,489.80	Yes	Yes
EL DORADO	RESCUE UNION ELEMENTARY	57/61978-00-006	Modernization	G	10/22/2018	3/23/2022	0.00	0.00	3,401,723.00	3,401,723.00	22,130,212.80	Yes	No
TULARE	CUTLER-OROSI JOINT UNIFIED	57/71860-00-013	Modernization	G	11/19/2018	6/6/2022	0.00	0.00	3,348,479.00	3,348,479.00	25,478,691.80	Yes	No
SOLANO	BENICIA UNIFIED	55/70524-00-003	Career Tech New Construction	G	12/11/2019	6/6/2022	0.00	0.00	2,783,347.00	2,783,347.00	28,262,038.80	Yes	No
SAN FRANCISCO	SAN FRANCISCO UNIFIED	57/68478-63-005	Modernization	G	12/13/2018	6/22/2022	0.00	0.00	1,894,178.00	1,894,178.00	30,156,216.80	No	No
ORANGE	TUSTIN UNIFIED	55/73643-00-004	Career Tech New Construction	G	3/9/2020	6/22/2022	0.00	0.00	2,676,042.00	2,676,042.00	32,832,258.80	Yes	No
ORANGE	TUSTIN UNIFIED	55/73643-00-004	Career Tech New Construction	G	3/9/2020	9/21/2022	0.00	0.00	323,958.00	323,958.00	33,156,216.80	Yes	No
SANTA CLARA	MORGAN HILL UNIFIED	54/69583-00-002	Charter	G	3/29/2022	6/22/2022	0.00	7,254,665.80	7,254,665.80	14,509,331.60	47,665,548.40	Yes	Yes
SANTA CLARA	EAST SIDE UNION HIGH	54/69427-00-005	Charter	D	6/5/2017	7/27/2022	0.00	1,552,568.80	1,552,568.80	3,105,137.60	50,770,686.00	Yes	Yes
SANTA CLARA	EAST SIDE UNION HIGH	54/69427-00-006	Charter	D	6/5/2017	7/27/2022	0.00	27,429.70	27,429.70	54,859.40	50,825,545.40	Yes	Yes
MERCED	GUSTINE UNIFIED	50/73619-00-007	New Construction	G	7/26/2018	7/27/2022	0.00	0.00	1,476,799.00	1,476,799.00	52,302,344.40	No	Yes
MERCED	GUSTINE UNIFIED	50/73619-00-008	New Construction	G	8/17/2018	7/27/2022	0.00	0.00	1,776,485.00	1,776,485.00	54,078,829.40	No	Yes
MERCED	GUSTINE UNIFIED	50/73619-00-009	New Construction	G	8/17/2018	7/27/2022	0.00	0.00	1,772,324.00	1,772,324.00	55,851,153.40	No	Yes
GLENN	PLAZA ELEMENTARY	50/62638-00-002	New Construction	G	9/18/2018	8/15/2022	3,323,820.00	0.00	3,361,837.00	6,685,657.00	62,536,810.40	Yes	No
CONTRA COSTA	LAFAYETTE ELEMENTARY	57/61713-00-008	Modernization	G	12/6/2018	8/15/2022	0.00	0.00	555,747.00	555,747.00	63,092,557.40	Yes	No
ORANGE	SANTA ANA UNIFIED	57/66670-00-053	Modernization	G	1/12/2019	8/15/2022	0.00	0.00	3,656,113.00	3,656,113.00	66,748,670.40	Yes	Yes
MARIN	KENTFIELD ELEMENTARY	57/65334-00-004	Modernization	G	1/25/2019	8/15/2022	0.00	0.00	1,653,973.00	1,653,973.00	68,402,643.40	Yes	Yes
EL DORADO	RESCUE UNION ELEMENTARY	57/61978-00-007	Modernization	G	1/30/2019	8/15/2022	0.00	0.00	1,522,341.00	1,522,341.00	69,924,984.40	Yes	No
KERN	WASCO UNION HIGH	57/63859-00-001	Modernization	G	1/31/2019	9/21/2022	0.00	0.00	1,611,039.00	1,611,039.00	71,536,023.40	Yes	Yes
SAN BERNARDINO	SAN BERNARDINO CITY UNIFIED	57/67876-00-109	Modernization	G	2/4/2019	9/21/2022	0.00	0.00	3,414,190.00	3,414,190.00	74,950,213.40	Yes	No
RIVERSIDE	PERRIS ELEMENTARY	54/67199-00-001	Charter	G	3/7/2022	9/21/2022	0.00	0.00	7,473,697.70	7,473,697.70	82,423,911.10	Yes	No
SACRAMENTO	NATOMAS UNIFIED	54/75283-00-008	Charter	G	4/13/2022	9/21/2022	0.00	0.00	1,309,299.10	1,309,299.10	83,733,210.20	Yes	Yes
KERN	WASCO UNION HIGH	57/63859-00-002	Modernization	G	2/20/2019	10/26/2022	0.00	0.00	5,550,162.00	5,550,162.00	89,283,372.20	Yes	No
SAN BERNARDINO	BARSTOW UNIFIED	57/67611-00-005	Modernization	G	2/25/2019	10/26/2022	0.00	0.00	640,320.00	640,320.00	89,923,692.20	Yes	No
LOS ANGELES	LOS ANGELES UNIFIED	54/64733-00-104	Charter	D	5/2/2022	10/26/2022	0.00	1,976,366.60	1,976,366.60	3,952,733.20	93,876,425.40	Yes	No
LOS ANGELES	LOS ANGELES UNIFIED	54/64733-00-104	Charter	S	5/2/2022	10/26/2022	0.00	4,940,000.00	4,940,000.00	9,880,000.00	103,756,425.40	Yes	No
SHASTA	CASCADE UNION ELEMENTARY	54/69914-00-001	Charter	D	5/11/2022	10/26/2022	0.00	406,984.80	406,984.80	813,969.60	104,570,395.00	Yes	No
SHASTA	CASCADE UNION ELEMENTARY	54/69914-00-002	Charter	D	5/11/2022	10/26/2022	0.00	126,625.00	126,625.00	253,250.00	104,823,645.00	Yes	No
SACRAMENTO	SAN JUAN UNIFIED	54/67447-00-008	Charter	D	6/1/2022	10/26/2022	0.00	159,714.00	159,714.00	319,428.00	105,143,073.00	Yes	No
SACRAMENTO	NATOMAS UNIFIED	54/75283-00-009	Charter	D	6/1/2022	10/26/2022	0.00	1,086,770.50	1,086,770.50	2,173,541.00	107,316,614.00	Yes	No
SACRAMENTO	NATOMAS UNIFIED	54/75283-00-010	Charter	D	6/1/2022	10/26/2022	0.00	448,150.20	448,150.20	896,300.40	108,212,914.40	Yes	No
SANTA CLARA	GILROY UNIFIED	54/69484-00-003	Charter	D	6/2/2022	10/26/2022	0.00	186,440.70	186,440.70	372,881.40	108,585,795.80	No	No
SANTA CLARA	GILROY UNIFIED	54/69484-00-004	Charter	D	6/2/2022	10/26/2022	0.00	88,864.10	88,864.10	177,728.20	108,763,524.00	No	No
ALAMEDA	OAKLAND UNIFIED	54/61259-00-012	Charter	D	6/3/2022	10/26/2022	0.00	1,434,748.20	1,434,748.20	2,869,496.40	111,633,020.40	No	No
MENDOCINO	POINT ARENA JOINT UNION HIGH	54/65599-00-001	Charter	D	6/3/2022	10/26/2022	0.00	35,765.50	35,765.50	71,531.00	111,704,551.40	Yes	Yes
SACRAMENTO	SACRAMENTO CITY UNIFIED	54/67439-00-009	Charter	D	6/3/2022	10/26/2022	0.00	538,007.10	538,007.10	1,076,014.20	112,780,565.60	No	No
SAN DIEGO	SAN DIEGO UNIFIED	54/68338-02-003	Charter	D	6/3/2022	10/26/2022	0.00	0.00	836,553.50	836,553.50	113,617,119.10	Yes	No
SAN DIEGO	SAN DIEGO UNIFIED	54/68338-02-004	Charter	D	6/3/2022	10/26/2022	0.00	0.00	715,159.50	715,159.50	114,332,278.60	Yes	No
ALAMEDA	HAYWARD UNIFIED	54/61192-02-003	Charter	G	3/29/2022	11/28/2022	0.00	8,200,753.40	8,200,753.40	16,401,506.80	130,733,785.40	Yes	No
ALAMEDA	HAYWARD UNIFIED	54/61192-02-004	Charter	G	3/29/2022	11/28/2022	0.00	4,886,019.60	4,886,019.60	9,772,039.20	140,505,824.60	Yes	No
ALAMEDA	OAKLAND UNIFIED	54/61259-00-011	Charter	G	7/19/2022	11/28/2022	0.00	3,923,445.70	3,923,445.70	7,846,891.40	148,352,716.00	Yes	No
ALAMEDA	OAKLAND UNIFIED	54/61259-09-008	Charter	G	7/19/2022	11/28/2022	0.00	7,999,561.30	7,999,561.30	15,999,122.60	164,351,838.60	Yes	No
ALAMEDA	OAKLAND UNIFIED	54/61259-09-009	Charter	G	7/19/2022	11/28/2022	0.00	879,528.00	879,528.00	1,759,056.00	166,110,894.60	Yes	No
SACRAMENTO	SACRAMENTO CITY UNIFIED	54/67439-00-007	Charter	G	8/8/2022	11/28/2022	0.00	6,700,840.70	6,700,840.70	13,401,681.40	179,512,576.00	Yes	No
SACRAMENTO	SACRAMENTO CITY UNIFIED	54/67439-00-008	Charter	G	8/8/2022	11/28/2022	0.00	6,082,527.20	6,082,527.20	12,165,054.40	191,677,630.40	Yes	No
<b>Total</b>							<b>\$3,323,820.30</b>	<b>\$67,222,902.30</b>	<b>\$121,130,908.10</b>	<b>\$191,677,630.40</b>			

\*This Unfunded List (Lack of AB 55 Loans) includes \$44.1 million for 17 projects for Charter School Facilities Program Preliminary Apportionments for Design and Site Funding.

County	School District	Application Number	Program	Approval	Received Date	SAB Date	Financial Hardship Apportionment	Loan	State Share	Total Apportionment	Prop. 47	Prop. 55	Prop. 1D	Prop. 51	
ALAMEDA	OAKLAND UNIFIED	54/61259-13-002	Charter	P	5/28/2014	5/27/2015	0.00	2,916,055.40	2,916,055.40	5,832,110.80	0.00	0.00	5,832,110.80	0.00	
ALAMEDA	OAKLAND UNIFIED	54/61259-13-002	Charter	P	5/28/2014	8/26/2015	0.00	8,558,059.50	8,558,059.50	17,116,119.00	0.00	0.00	17,116,119.00	0.00	
SAN DIEGO	SAN DIEGO UNIFIED	54/68338-00-003	Charter	P	5/18/2017	1/24/2018	0.00	0.00	5,223,938.40	5,223,938.40	0.00	0.00	0.00	5,223,938.40	
SAN DIEGO	SAN DIEGO UNIFIED	54/68338-00-005	Charter	P	5/18/2017	1/24/2018	0.00	0.00	1,852,054.20	1,852,054.20	0.00	0.00	0.00	1,852,054.20	
SANTA BARBARA	LOMPOC UNIFIED	54/69229-00-001	Charter	P	6/1/2017	1/24/2018	0.00	0.00	331,062.30	331,062.30	0.00	0.00	0.00	331,062.30	
SANTA BARBARA	LOMPOC UNIFIED	54/69229-00-001	Charter	P	6/1/2017	12/7/2021	0.00	0.00	5,616,522.90	5,616,522.90	0.00	0.00	0.00	5,616,522.90	
SAN DIEGO	SAN DIEGO UNIFIED	54/68338-00-006	Charter	P	6/2/2017	1/24/2018	0.00	0.00	23,036,581.80	23,036,581.80	0.00	0.00	0.00	23,036,581.80	
SAN DIEGO	SAN DIEGO UNIFIED	54/68338-00-007	Charter	P	6/2/2017	1/24/2018	0.00	0.00	11,742,390.90	11,742,390.90	0.00	0.00	0.00	11,742,390.90	
ALAMEDA	OAKLAND UNIFIED	54/61259-00-006	Charter	P	6/5/2017	1/24/2018	0.00	9,842,314.50	9,842,314.50	19,684,629.00	0.00	0.00	0.00	19,684,629.00	
ALAMEDA	OAKLAND UNIFIED	54/61259-00-006	Charter	P	6/5/2017	8/26/2020	0.00	216,091.80	216,091.80	432,183.60	0.00	0.00	0.00	432,183.60	
MARIPOSA	MARIPOSA COUNTY UNIFIED	54/65532-00-001	Charter	P	6/5/2017	1/24/2018	0.00	0.00	1,092,709.80	1,092,709.80	0.00	0.00	0.00	1,092,709.80	
TULARE	VISALIA UNIFIED	54/72256-00-001	Charter	P	6/5/2017	1/24/2018	0.00	3,378,707.10	3,378,707.10	6,757,414.20	0.00	0.00	0.00	6,757,414.20	
TULARE	VISALIA UNIFIED	54/72256-00-002	Charter	P	6/5/2017	1/24/2018	0.00	5,195,620.80	5,195,620.80	10,391,241.60	0.00	0.00	0.00	10,391,241.60	
SAN DIEGO	SAN DIEGO UNIFIED	54/68338-00-004	Charter	P	5/18/2017	2/28/2018	0.00	0.00	5,649,357.60	5,649,357.60	0.00	0.00	0.00	5,649,357.60	
SOLANO	VALLEJO CITY UNIFIED	54/70581-00-006	Charter	P	5/22/2016	2/28/2018	0.00	13,277,356.90	13,277,356.90	26,554,713.80	590,900.00	2,315,550.00	12,651,864.00	10,996,399.80	
SOLANO	VALLEJO CITY UNIFIED	54/70581-00-007	Charter	P	5/22/2016	2/28/2018	0.00	452,842.20	452,842.20	905,684.40	0.00	0.00	905,684.40	0.00	
SAN DIEGO	SAN DIEGO UNIFIED	54/68338-00-008	Charter	P	6/2/2017	2/28/2018	0.00	0.00	15,156,028.80	15,156,028.80	0.00	0.00	0.00	15,156,028.80	
SANTA CLARA	EAST SIDE UNION HIGH	54/69427-00-005	Charter	P	6/5/2017	2/28/2018	0.00	13,973,119.20	13,973,119.20	27,946,238.40	0.00	0.00	0.00	27,946,238.40	
SANTA CLARA	EAST SIDE UNION HIGH	54/69427-00-006	Charter	P	6/5/2017	2/28/2018	0.00	246,867.30	246,867.30	493,734.60	0.00	0.00	0.00	493,734.60	
SOLANO	VALLEJO CITY UNIFIED	54/70581-00-004	Charter	P	5/22/2017	05/23/2018	0.00	200,755.80	200,755.80	401,511.60	401,511.60	0.00	0.00	0.00	
SOLANO	VALLEJO CITY UNIFIED	54/70581-00-005	Charter	P	5/22/2017	05/23/2018	0.00	8,001,594.70	8,001,594.70	16,003,189.40	2,076,164.03	6,036,845.61	7,820,113.01	70,066.75	
LOS ANGELES	LOS ANGELES UNIFIED	54/64733-00-102	Charter	P	6/1/2017	05/23/2018	0.00	5,109,828.80	5,109,828.80	10,219,657.60	0.00	0.00	10,219,657.60	0.00	
ALAMEDA	SAN LORENZO UNIFIED	54/61309-00-003	Charter	P	6/5/2017	12/11/2018	0.00	7,608,998.60	7,608,998.60	15,217,997.20	0.00	0.00	15,217,997.20	0.00	
SACRAMENTO	SAN JUAN UNIFIED	54/67447-00-007	Charter	P	6/5/2017	12/11/2018	0.00	0.00	3,855,763.80	3,855,763.80	0.00	0.00	3,855,763.80	0.00	
LOS ANGELES	LOS ANGELES UNIFIED	54/64733-00-103	Charter	P	5/30/2017	5/22/2019	0.00	5,159,700.00	5,159,700.00	10,319,400.00	668,718.00	3,954,930.00	5,695,752.00	0.00	
BUTTE	CHICO UNIFIED	54/61424-00-006	Charter	P	5/30/2017	2/26/2020	0.00	1,877,635.40	3,175,079.40	5,052,714.80	0.00	0.00	5,052,714.80	0.00	
BUTTE	CHICO UNIFIED	54/61424-00-007	Charter	P	5/30/2017	2/26/2020	0.00	2,555,059.80	4,584,394.80	7,139,454.60	0.00	0.00	4,847,001.60	2,292,453.00	
LOS ANGELES	LOS ANGELES UNIFIED	54/64733-00-104	Charter	P	5/2/2022	10/26/2022	0.00	18,499,799.40	18,499,799.40	36,999,598.80	0.00	0.00	18,499,799.40	18,499,799.40	
SHASTA	CASCADE UNION ELEMENTARY	54/69914-00-001	Charter	P	5/11/2022	10/26/2022	0.00	3,462,863.20	3,662,863.20	7,125,726.40	0.00	0.00	0.00	7,125,726.40	
SHASTA	CASCADE UNION ELEMENTARY	54/69914-00-002	Charter	P	5/11/2022	10/26/2022	0.00	1,139,625.00	1,139,625.00	2,279,250.00	0.00	0.00	0.00	2,279,250.00	
SACRAMENTO	SAN JUAN UNIFIED	54/67447-00-008	Charter	P	6/1/2022	10/26/2022	0.00	540,286.00	1,437,426.00	1,977,712.00	0.00	0.00	0.00	1,977,712.00	
SACRAMENTO	NATOMAS UNIFIED	54/75283-00-009	Charter	P	6/1/2022	10/26/2022	0.00	1,780,934.50	9,780,934.50	11,561,869.00	984,158.50	8,796,776.00	0.00	1,780,934.50	
SACRAMENTO	NATOMAS UNIFIED	54/75283-00-010	Charter	P	6/1/2022	10/26/2022	0.00	2,033,351.80	4,033,351.80	6,066,703.60	0.00	4,033,351.80	0.00	2,033,351.80	
SANTA CLARA	GILROY UNIFIED	54/69484-00-003	Charter	P	6/2/2022	10/26/2022	0.00	1,677,966.30	1,677,966.30	3,355,932.60	0.00	0.00	0.00	3,355,932.60	
SANTA CLARA	GILROY UNIFIED	54/69484-00-004	Charter	P	6/2/2022	10/26/2022	0.00	799,776.90	799,776.90	1,599,553.80	0.00	0.00	0.00	1,599,553.80	
ALAMEDA	OAKLAND UNIFIED	54/61259-00-012	Charter	P	6/3/2022	10/26/2022	0.00	12,912,733.80	12,912,733.80	25,825,467.60	0.00	9,358,923.80	3,553,810.00	12,912,733.80	
MENDOCINO	POINT ARENA JOINT UNION HIGH	54/65599-00-001	Charter	P	6/3/2022	10/26/2022	0.00	321,889.50	321,889.50	643,779.00	0.00	0.00	0.00	643,779.00	
SACRAMENTO	SACRAMENTO CITY UNIFIED	54/67439-00-009	Charter	P	6/3/2022	10/26/2022	0.00	2,152,028.40	4,842,063.90	6,994,092.30	0.00	0.00	0.00	6,994,092.30	
SAN DIEGO	SAN DIEGO UNIFIED	54/68338-02-003	Charter	P	6/3/2022	10/26/2022	0.00	0.00	7,528,981.50	7,528,981.50	0.00	0.00	7,528,981.50	0.00	
SAN DIEGO	SAN DIEGO UNIFIED	54/68338-02-004	Charter	P	6/3/2022	10/26/2022	0.00	0.00	6,436,435.50	6,436,435.50	0.00	0.00	5,134,935.50	1,301,500.00	
Total								0.00	133,891,862.60	238,527,644.60	372,419,507.20	4,721,452.13	34,496,377.21	123,932,304.61	209,269,373.25

\*This Charter Unfunded Preliminary list does not include \$44.1 million for 17 projects for Charter School Facilities Program Preliminary Apportionments for Design and Site Funding.

## **INFORMATION ITEM**

### **SCHOOL FACILITY PROGRAM OFFICE OF PUBLIC SCHOOL CONSTRUCTION FUNDING WORKLOAD LISTING (Applications Received Through December 31, 2022)**

The New Construction and Modernization projects on this list represent completed applications awaiting the Office of Public School Construction (OPSC) processing and scheduling to the State Allocation Board.

This list includes future workload that is identified as:

- Pending reflects workload that has been processed by OPSC but awaiting further information/documentation from the district.
- Reviewing reflects currently being processed by OPSC.

Pursuant to SFP Regulation Section 1859.95.1, this list also includes applications that were received, but not reviewed by OPSC. This list is presented to the State Allocation Board for acknowledgement.

This list is also available on the [OPSC Website](#) and is updated on the first and third Fridays of each month.

**SFP APPLICATIONS**  
**New Construction and Charter School Facilities Program**  
**- Workload as of December 31, 2022 -**

<b>District</b>	<b>County</b>	<b>Site Name</b>	<b>Application Number</b>	<b>OPSC Date Received</b>	<b>Estimated State Grant (a)***</b>	<b>Financial Hardship (b)</b>	<b>Notification Occurred**</b>
Raymond-Knowles Union Elementary	Madera	Raymond-Knowles Elementary	50/65276-00-001	09/19/17	\$ 197,883	\$ 197,883	11/1/2019
Anaheim Union High	Orange	Oxford Academy	50/66431-05-003	08/17/18	\$ 1,470,799	\$ -	6/1/2021
Irvine Unified	Orange	Canyon View Elementary	50/73650-00-045	08/17/18	\$ 932,595	\$ -	6/1/2021
Los Angeles Unified	Los Angeles	Berendo Middle	50/64733-00-148	09/05/18	\$ 2,756,321	\$ -	11/19/2021
Fairfield-Suisun Unified	Solano	E Ruth Sheldon Academy of Innovative Learning	50/70540-00-030	10/10/18	\$ 1,574,262	\$ -	11/29/2021
Castro Valley Unified	Alameda	Castro Valley High	50/61150-00-001	10/29/18	\$ 1,380,830	\$ -	8/19/2022
Castro Valley Unified	Alameda	Castro Valley High	50/61150-00-002	10/29/18	\$ 1,625,897	\$ -	8/19/2022
Grossmont Union High	San Diego	Monte Vista High	50/68130-12-011	10/29/18	\$ 1,536,016	\$ -	8/22/2022
Central Union High	Imperial	Central Union High	50/63115-00-002	10/31/18	\$ 11,738,874	\$ 11,738,874	8/19/2022
Fairfield-Suisun Unified	Solano	E Ruth Sheldon Academy of Innovative Learning	50/70540-00-031	10/31/18	\$ 4,711,065	\$ -	8/22/2022
Fresno County Office of Education	Fresno	Selma High	50/10108-00-008	11/06/18	\$ 295,279	\$ -	8/19/2022
Jurupa Unified	Riverside	West Riverside Elementary	50/67090-00-016	11/09/18	\$ 4,338,436	\$ -	8/19/2022
Sunnyside Union Elementary	Tulare	Sunnyside Elementary	50/72181-00-002	11/14/18	\$ 4,562,914	\$ 4,562,914	8/22/2022
Santa Maria-Bonita	Santa Barbara	Measure T Elementary	50/69120-00-022	11/16/18	\$ 11,229,282	\$ -	8/22/2022
Williams Unified	Colusa	Williams Elementary	50/61622-00-002	11/19/18	\$ 867,525	\$ 867,525	8/19/2022
Williams Unified	Colusa	Williams High	50/61622-00-003	11/19/18	\$ 1,429,051	\$ 1,429,051	8/19/2022
Pierce Joint Unified	Colusa	Arbuckle Elementary	50/61614-00-005	11/20/18	\$ 1,941,453	\$ -	8/19/2022
Los Angeles Unified	Los Angeles	International Studies Learning Center	50/64733-00-150	11/26/18	\$ 8,212,769	\$ -	8/19/2022
William S. Hart Union High	Los Angeles	William S Hart High	50/65136-00-015	11/29/18	\$ 9,813,917	\$ -	8/19/2022
Porterville Unified	Tulare	Porterville Military Academy	50/75523-00-010	12/07/18	\$ 2,092,468	\$ -	8/22/2022
Arvin Union	Kern	Bear Mountain Elementary	50/63313-00-004	12/14/18	\$ 3,118,320	\$ -	8/19/2022
Sanger Unified	Fresno	Washington Academic Middle	50/62414-00-024	12/24/18	\$ 560,664	\$ -	8/19/2022
Etiwanda Elementary	San Bernardino	John L Golden Elementary	50/67702-00-016	01/15/19	\$ 1,331,474	\$ -	8/19/2022
Tulare Joint Union High	Tulare	Tulare Union High	50/72249-00-005	01/15/19	\$ 4,426,098	\$ -	8/22/2022
Lemoore Union High	Kings	Lemoore High	50/63982-00-003	01/18/19	\$ 5,710,055	\$ -	8/19/2022
South Pasadena Unified	Los Angeles	South Pasadena Senior High	50/65029-00-004	01/18/19	\$ 1,814,372	\$ -	8/19/2022
South Pasadena Unified	Los Angeles	South Pasadena Senior High	50/65029-00-005	01/18/19	\$ 478,063	\$ -	8/19/2022
Etiwanda Elementary	San Bernardino	David W Long Elementary	50/67702-00-017	01/18/19	\$ 1,296,904	\$ -	8/19/2022
Hope Elementary	Tulare	Hope Elementary	50/71944-00-002	01/18/19	\$ 885,316	\$ 885,316	8/22/2022
Kings Canyon Joint Unified	Fresno	Reedley Middle College High	50/62265-00-011	01/28/19	\$ 3,851,979	\$ -	8/19/2022
Etiwanda Elementary	San Bernardino	Caryn Elementary	50/67702-00-018	02/12/19	\$ 1,366,064	\$ -	8/19/2022
Hanford Elementary	Kings	Lincoln Elementary	50/63917-00-005	02/27/19	\$ 1,641,316	\$ -	8/19/2022
Ceres Unified	Stanislaus	Caswell Elementary	50/71043-00-035	02/27/19	\$ 1,519,834	\$ -	8/19/2022
Sanger Unified	Fresno	Sanger High	50/62414-00-025	03/12/19	\$ 453,990	\$ -	8/19/2022
Huntington Beach City Elementary	Orange	Ethel Dwyer Middle	50/66530-00-001	03/13/19	\$ 1,602,035	\$ -	8/19/2022
William S. Hart Union High	Los Angeles	Sierra Vista Junior High	50/65136-00-016	03/19/19	\$ 3,277,471	\$ -	8/19/2022
Sonora Elementary	Tuolumne	Sonora Elementary	50/72371-00-001	03/19/19	\$ 1,799,125	\$ -	8/22/2022
Soquel Union Elementary	Santa Cruz	New Brighton Middle	50/69849-00-001	03/21/19	\$ 1,199,142	\$ -	8/19/2022
Pittsburg Unified	Contra Costa	Parkside Elementary	50/61788-00-011	03/28/19	\$ 3,724,122	\$ -	8/19/2022
Panama-Buena Vista Union	Kern	Panama Elementary	50/63362-00-042	04/02/19	\$ 8,150,119	\$ -	8/19/2022
Soquel Union Elementary	Santa Cruz	Santa Cruz Gardens Elementary	50/69849-00-002	04/02/19	\$ 1,400,353	\$ -	8/19/2022
Riverside Unified	Riverside	Harrison Elementary	50/67215-00-031	04/04/19	\$ 1,936,737	\$ -	8/19/2022
Riverside Unified	Riverside	Jefferson Elementary	50/67215-00-032	04/05/19	\$ 2,518,888	\$ -	8/19/2022
Capistrano Unified	Orange	Aliso Niguel High	50/66464-00-024	04/10/19	\$ 3,773,236	\$ -	8/19/2022
Capistrano Unified	Orange	Newhart Middle	50/66464-00-025	04/10/19	\$ 4,318,962	\$ -	8/19/2022
Riverside Unified	Riverside	Highgrove Elementary	50/67215-00-033	04/12/19	\$ 4,568,978	\$ -	8/19/2022
Long Beach Unified	Los Angeles	Eunice Sato Academy of Math & Science	50/64725-05-003	04/15/19	\$ 8,094,645	\$ -	8/19/2022
Riverside Unified	Riverside	Madison Elementary	50/67215-00-034	04/18/19	\$ 2,934,170	\$ -	8/19/2022

**SFP APPLICATIONS**  
**New Construction and Charter School Facilities Program**  
**- Workload as of December 31, 2022 -**

<b>District</b>	<b>County</b>	<b>Site Name</b>	<b>Application Number</b>	<b>OPSC Date Received</b>	<b>Estimated State Grant (a)***</b>	<b>Financial Hardship (b)</b>	<b>Notification Occurred**</b>
Grossmont Union High	San Diego	Santana High	50/68130-13-008	04/19/19	\$ 2,172,279	\$ -	8/22/2022
Walnut Valley Unified	Los Angeles	Collegewood Elementary	50/73460-00-011	04/24/19	\$ 4,680,284	\$ -	8/22/2022
Freshwater Elementary	Humboldt	Freshwater Elementary	50/62828-00-002	04/30/19	\$ 159,972	\$ 159,972	8/19/2022
Escalon Unified	San Joaquin	Dent Elementary	50/68502-00-001	05/03/19	\$ 4,671,640	\$ -	8/22/2022
Fairfield-Suisun Unified	Solano	Suisun Valley Elementary	50/70540-00-032	05/08/19	\$ 1,308,175	\$ -	10/1/2022
San Joaquin County Office of Education	San Joaquin	John J McFall Elementary	50/10397-00-025	06/13/19	\$ 495,038	\$ 495,038	10/1/2022
Rocklin Unified	Placer	Rocklin High	50/75085-00-015	06/13/19	\$ 1,031,421	\$ -	10/1/2022
Walnut Valley Unified	Los Angeles	Diamond Bar High	50/73460-00-012	06/14/19	\$ 1,923,950	\$ -	10/1/2022
Piedmont City Unified	Alameda	Piedmont High	50/61275-00-003	06/18/19	\$ 7,223,659	\$ -	10/1/2022
Porterville Unified	Tulare	Monache High	50/75523-00-011	06/25/19	\$ 7,475,880	\$ -	10/1/2022
Stockton Unified	San Joaquin	Rio Calaveras Elementary	50/68676-00-008	06/26/19	\$ 1,481,638	\$ -	10/1/2022
Yuba County Office of Education	Yuba	Virginia School @ Yuba College	50/10587-00-003	07/16/19	\$ 656,120	\$ 656,120	11/1/2022
Yuba County Office of Education	Yuba	Virginia School @ Yuba College	50/10587-00-008	07/16/19	\$ 239,918	\$ 239,918	11/1/2022
Los Banos Unified	Merced	San Luis High	50/65755-00-013	07/18/19	\$ 634,177	\$ -	11/1/2022
Long Beach Unified	Los Angeles	Millikan High	50/64725-00-021	07/22/19	\$ 7,648,691	\$ -	11/1/2022
Sanger Unified	Fresno	Madison Elementary	50/62414-00-026	07/29/19	\$ 365,374	\$ -	11/1/2022
Fremont Unified	Alameda	John M Horner Junior High	50/61176-09-004	08/02/19	\$ 11,743,315	\$ -	11/1/2022
Palm Springs Unified	Riverside	Desert Hot Springs High	50/67173-00-016	08/02/19	\$ 1,558,238	\$ -	11/1/2022
Los Banos Unified	Merced	Volta Elementary	50/65755-00-014	08/09/19	\$ 640,355	\$ -	11/1/2022
Hesperia Unified	San Bernardino	Topaz Preparatory Academy	50/75044-00-036	08/09/19	\$ 685,886	\$ -	11/1/2022
Sanger Unified	Fresno	John S Wash Elementary	50/62414-00-027	08/12/19	\$ 368,316	\$ -	11/1/2022
Kern High	Kern	Vista Continuation High	50/63529-00-012	08/12/19	\$ 276,267	\$ -	11/1/2022
Traver Joint Elementary	Tulare	Traver Elementary	50/72223-00-002	08/14/19	\$ 419,767	\$ 419,767	11/1/2022
Kern County Office of Education	Kern	Aurora Program School	50/10157-00-001	08/16/19	\$ 5,391,482	\$ -	12/1/2022
Clovis Unified	Fresno	Clovis East High	50/62117-00-025	08/16/19	\$ 493,373	\$ -	12/1/2022
Clovis Unified	Fresno	Reagan Elementary	50/62117-00-026	08/16/19	\$ 191,459	\$ -	12/1/2022
Clovis Unified	Fresno	James S Fugman Elementary	50/62117-00-027	08/16/19	\$ 230,687	\$ -	12/1/2022
Clovis Unified	Fresno	Roger S Orazo Elementary	50/62117-00-028	08/16/19	\$ 387,058	\$ -	12/1/2022
Ventura Unified	Ventura	Mound Elementary	50/72652-00-004	08/20/19	\$ 514,427	\$ -	12/1/2022
Las Virgenes Unified	Los Angeles	Lupin Hill Elementary	50/64683-00-007	08/21/19	\$ 798,316	\$ -	12/1/2022
Western Placer Unified	Placer	Twelve Bridges High	50/66951-00-011	08/22/19	\$ 36,763,875	\$ -	12/1/2022
Fremont Unified	Alameda	Washington High	50/61176-08-001	08/27/19	\$ 4,885,235	\$ -	12/1/2022
Elk Grove Unified	Sacramento	James Rutter Middle School	50/67314-00-049	08/28/19	\$ 3,141,303	\$ -	12/1/2022
Riverside Unified	Riverside	Magnolia Elementary	50/67215-00-035	08/29/19	\$ 3,558,595	\$ -	12/1/2022
Folsom Cordova Unified	Sacramento	Mangini Ranch Elementary	50/67330-21-012	09/04/19	\$ 11,069,618	\$ -	12/1/2022
Western Placer Unified	Placer	Scott Leaman Elementary	50/66951-00-012	09/16/19	\$ 12,794,910	\$ -	12/1/2022
Fountain Valley	Orange	Masuda Middle	50/66498-00-001	09/17/19	\$ 1,085,890	\$ -	12/1/2022
Riverside Unified	Riverside	Adams Elementary	50/67215-00-036	09/19/19	\$ 2,440,522	\$ -	12/1/2022
Ballico-Cressey Elementary	Merced	Ballico Elementary	50/65649-00-001	09/24/19	\$ 2,778,665	\$ -	12/1/2022
Saugus Union Elementary	Los Angeles	Plum Canyon Elementary	50/64998-00-020	09/26/19	\$ 1,389,799	\$ -	
Oxnard Elementary	Ventura	Rose Avenue Elementary	50/72538-00-027	10/11/19	\$ 10,743,903	\$ 10,743,903	
Poway Unified	San Diego	Oak Valley Middle	50/68296-00-023	10/16/19	\$ 3,018,181	\$ -	
Rocklin Unified	Placer	Ruhkala Elementary	50/75085-00-016	10/17/19	\$ 3,108,505	\$ -	
Lake Elsinore Unified	Riverside	Alberhill Elementary	50/75176-00-021	10/18/19	\$ 12,267,331	\$ -	
North Cow Creek Elementary	Shasta	North Cow Creek Elementary	50/70078-00-001	10/25/19	\$ 121,970	\$ 121,970	
El Centro Elementary	Imperial	De Anza Magnet	50/63123-00-003	10/30/19	\$ 2,800,536	\$ -	
Maple Elementary	Kern	Maple Elementary	50/63610-00-003	10/30/19	\$ 385,052	\$ 385,052	
Standard Elementary	Kern	Standard Elementary	50/63792-00-003	10/31/19	\$ 4,665,935	\$ -	

**SFP APPLICATIONS**  
**New Construction and Charter School Facilities Program**  
**- Workload as of December 31, 2022 -**

District	County	Site Name	Application Number	OPSC Date Received	Estimated State Grant (a)***	Financial Hardship (b)	Notification Occurred**
Madera Unified	Madera	Concurrent Enrollment Middle	50/65243-00-012	10/31/19	\$ 4,134,537	\$ -	
Tustin Unified	Orange	Legacy Magnet Academy	50/73643-00-023	11/07/19	\$ 31,899,239	\$ -	
Riverside Unified	Riverside	Jackson Elementary	50/67215-00-037	11/15/19	\$ 3,059,678	\$ -	
Chowchilla Elementary	Madera	Wilson Middle	50/65193-00-005	12/03/19	\$ 723,007	\$ -	
Riverside Unified	Riverside	University Heights Middle	50/67215-00-038	12/06/19	\$ 2,699,011	\$ -	
Dublin Unified	Alameda	Dublin High	50/75093-00-013	12/18/19	\$ 6,412,551	\$ -	
Riverside Unified	Riverside	King (Martin Luther Jr.) High	50/67215-00-039	01/06/20	\$ 514,585	\$ -	
Napa Valley Unified	Napa	River Charter	50/66266-03-001	01/10/20	\$ 4,042,028	\$ -	
Corona-Norco Unified	Riverside	Jefferson Elementary	50/67033-00-048	01/15/20	\$ 4,797,972	\$ -	
Murrieta Valley Unified	Riverside	Murrieta Mesa High	50/75200-00-025	01/24/20	\$ 5,113,657	\$ -	
Manteca Unified	San Joaquin	Manteca High	51/68593-00-001*	06/09/22	\$ 3,883,052	\$ -	
Santa Ana Unified	Orange	Valley High	51/66670-00-001*	06/22/22	\$ 5,923,676	\$ -	
San Bernardino City Unified	San Bernardino	Pacific High	51/67876-00-002*	09/01/22	\$ 5,713,214	\$ -	
Los Angeles Unified	Los Angeles	Venice Senior High	51/64733-00-005*	10/03/22	\$ 10,093,938	\$ -	
Los Angeles Unified	Los Angeles	Venice Senior High	51/64733-00-006*	10/03/22	\$ 4,586,109	\$ -	
Los Angeles Unified	Los Angeles	Roosevelt (Theodore) Senior High	51/64733-05-001*	10/04/22	\$ 6,691,474	\$ -	
Los Angeles Unified	Los Angeles	Roosevelt (Theodore) Senior High	51/64733-05-002*	10/04/22	\$ 11,406,450	\$ -	
Jurupa Unified	Riverside	Jurupa Middle	51/67090-00-001*	10/12/22	\$ 9,361,190	\$ -	
Los Angeles Unified	Los Angeles	Roosevelt (Theodore) Senior High	51/64733-05-003*	10/14/22	\$ 26,007,436	\$ -	
Los Angeles Unified	Los Angeles	Huntington Park Senior High	51/64733-17-001*	10/14/22	\$ 5,777,521	\$ -	
Los Angeles Unified	Los Angeles	Huntington Park Senior High	51/64733-17-002*	10/14/22	\$ 6,141,596	\$ -	
Los Angeles Unified	Los Angeles	Huntington Park Senior High	51/64733-17-003*	10/14/22	\$ 16,574,443	\$ -	
Santa Ana Unified	Orange	Valley High	51/66670-00-002*	11/17/22	\$ 960,000	\$ -	
Los Angeles Unified	Los Angeles	Rise Kohyang Middle	54/64733-00-103	11/28/22	\$ 23,557,320	\$ -	
Los Angeles Unified	Los Angeles	North Hollywood High	51/64733-22-001*	12/01/22	\$ 5,929,019	\$ -	
Los Angeles Unified	Los Angeles	North Hollywood High	51/64733-22-002*	12/01/22	\$ 714,355	\$ -	
Oakland Unified	Alameda	Education for Change – Achieve Academy	54/61259-00-006	12/02/22	\$ 12,606,230	\$ -	
Mariposa County Unified	Mariposa	Sierra Foothill Charter	54/65532-00-001	12/21/22	\$ 1,360,064	\$ -	
Albany Unified	Alameda	Marin Elementary	51/61127-00-003*	12/22/22	\$ 6,164,559	\$ -	
					<b>\$ 560,194,965</b>	<b>\$ 32,903,303</b>	
					<b>Total</b>	<b>\$ 593,098,267</b>	

<b>NEW CONSTRUCTION FUNDING SUB-TOTALS</b>	<b>\$ 396,743,320</b>	<b>\$ 32,903,303</b>
<b>NEW CONSTRUCTION FACILITY HARDSHIP - NON SEISMIC</b>	<b>\$ -</b>	<b>\$ -</b>
<b>NEW CONSTRUCTION FUNDING TOTAL</b>		<b>\$ 429,646,623</b>
<b>NEW CONSTRUCTION FACILITY HARDSHIP - SEISMIC</b>	<b>\$ 125,928,031</b>	<b>\$ -</b>
<b>CHARTER SCHOOLS</b>	<b>\$ 37,523,614</b>	<b>\$ -</b>

(a) Represents estimated state share of project including excessive cost grants. Amounts shown have not been reviewed by OPSC for compliance with all School Facility Program requirements.

(b) Represents estimated financial hardship. Amounts shown have not been reviewed by OPSC for compliance with all School Facility Program requirements.

\*Facility Hardship project requesting Seismic Mitigation Program funding.

\*\* School districts have been notified that the Office of Public School Construction will begin processing the district's application in the near future.

**SFP APPLICATIONS**  
**Modernization School Facilities Program**  
**- Workload as of December 31, 2022 -**

<b>District</b>	<b>County</b>	<b>Site Name</b>	<b>Application Number</b>	<b>OPSC Date Received</b>	<b>Estimated State Grant (a)***</b>	<b>Financial Hardship (b)</b>	<b>Notification Occurred**</b>
Los Angeles Unified	Los Angeles	Woodrow Wilson Senior High	57/64733-00-658	03/07/18	\$ 3,778,899	\$ -	4/2/2020
Los Angeles Unified	Los Angeles	Humphreys Avenue Elementary	57/64733-00-687	05/15/18	\$ 6,897,346	\$ -	1/4/2021
Los Angeles Unified	Los Angeles	Apperson Street Elementary	57/64733-00-693	05/22/18	\$ 838,001	\$ -	2/1/2021
Los Angeles Unified	Los Angeles	Johnnie Cochran, Jr, Middle	57/64733-00-697	05/29/18	\$ 2,116,017	\$ -	2/1/2021
Willows Unified	Glenn	Willows Intermediate	57/62661-00-006	08/17/18	\$ 587,603	\$ -	6/1/2021
Central Union Elementary	Kings	Akers Elementary	57/63883-00-001	08/22/18	\$ 3,604,760	\$ 2,403,173	7/15/2021
Central Union Elementary	Kings	Central Elementary	57/63883-00-003	08/22/18	\$ 210,870	\$ 140,580	7/15/2021
Central Union Elementary	Kings	Stratford Elementary	57/63883-00-004	08/22/18	\$ 204,582	\$ 136,388	7/15/2021
Ocean View	Ventura	Mar Vista Elementary	57/72512-00-006	01/10/19	\$ 373,353	\$ -	1/4/2022
Fremont Unified	Alameda	Washington High	57/61176-00-039	01/11/19	\$ 351,297	\$ -	1/4/2022
Hope Elementary	Tulare	Hope Elementary	57/71944-00-002	01/18/19	\$ 113,636	\$ 75,757	2/1/2021
Fremont Unified	Alameda	Steven Millard Elementary	57/61176-00-043	01/24/19	\$ 582,885	\$ -	2/1/2021
Huntington Beach City Elementary	Orange	Ethel Dwyer Middle	57/66530-00-020	01/25/19	\$ 2,955,708	\$ -	3/2/2022
Los Angeles Unified	Los Angeles	Serrania Avenue Elementary	57/64733-00-711	02/04/19	\$ 567,652	\$ -	4/1/2022
San Bernardino City Unified	San Bernardino	North Park Elementary	57/67876-00-110	02/15/19	\$ 1,263,683	\$ -	5/2/2022
Downey Unified	Los Angeles	Rio San Gabriel Elementary	57/64451-00-032	02/19/19	\$ 2,440,923	\$ -	5/2/2022
Los Angeles Unified	Los Angeles	Phineas Banning Senior High	57/64733-32-026	02/22/19	\$ 5,499,604	\$ -	6/6/2022
Los Angeles Unified	Los Angeles	Crenshaw Senior High	57/64733-00-721	02/28/19	\$ 13,126,327	\$ -	6/6/2022
Mountain View Elementary	Los Angeles	La Primaria Elementary	57/64816-00-007	02/28/19	\$ 1,803,109	\$ -	6/6/2022
Mountain View Elementary	Los Angeles	Jerry Voorhis Elementary	57/64816-00-008	02/28/19	\$ 3,198,061	\$ -	6/6/2022
Robla Elementary	Sacramento	Taylor Street Elementary	57/67421-00-003	03/19/19	\$ 2,097,086	\$ -	
Moreno Valley Unified	Riverside	Sunnymead Middle	57/67124-00-013	03/20/19	\$ 6,321,857	\$ -	
Downey Unified	Los Angeles	Unsworth (Edith) Elementary	57/64451-00-035	04/11/19	\$ 1,821,033	\$ -	
Kelseyville Unified	Lake	Kelseyville Elementary	57/64014-00-003	04/17/19	\$ 2,020,798	\$ 1,347,199	8/22/2022
Riverside Unified	Riverside	Madison Elementary	57/67215-00-040	04/18/19	\$ 2,213,564	\$ -	8/22/2022
Richgrove Elementary	Tulare	Richgrove Elementary	57/72082-00-003	04/18/19	\$ 1,293,545	\$ 862,363	8/22/2022
Santa Paula Unified	Ventura	Blanchard Elementary	57/76828-00-004	04/20/19	\$ 647,211	\$ -	
Moreno Valley Unified	Riverside	Seneca Elementary	57/67124-00-015	04/23/19	\$ 2,519,257	\$ -	44795
Moreno Valley Unified	Riverside	Butterfield Elementary	57/67124-00-016	04/23/19	\$ 4,465,560	\$ -	8/22/2022
Duarte Unified	Los Angeles	Maxwell Academy (PK-8)	57/64469-00-015	04/24/19	\$ 1,196,426	\$ -	8/22/2022
Hermosa Beach City Elementary	Los Angeles	North Elementary	57/64600-00-009	04/24/19	\$ 2,762,013	\$ -	8/22/2022
Grossmont Union High	San Diego	West Hills High	57/68130-00-035	04/24/19	\$ 1,903,755	\$ -	8/22/2022
San Rafael City Elementary	Marin	Venetia Valley K-8	57/65458-00-016	04/25/19	\$ 880,542	\$ -	8/22/2022
Capistrano Unified	Orange	Harold Ambuehl Elementary	57/66464-00-023	04/25/19	\$ 3,674,147	\$ -	8/22/2022
Simi Valley Unified	Ventura	Royal High	57/72603-00-034	04/25/19	\$ 1,090,764	\$ -	8/22/2022
Parlier Unified	Fresno	Mathew J Brletic Elementary	57/62364-00-007	04/30/19	\$ 318,346	\$ 212,231	8/22/2022
Parlier Unified	Fresno	Cesar E Chavez Elementary	57/62364-00-008	04/30/19	\$ 148,376	\$ 98,917	8/22/2022
Parlier Unified	Fresno	John C Martinez Elementary	57/62364-00-009	04/30/19	\$ 341,334	\$ 227,556	8/22/2022
Parlier Unified	Fresno	Parlier High	57/62364-00-010	04/30/19	\$ 366,567	\$ 244,378	8/22/2022
Parlier Unified	Fresno	Parlier Junior High	57/62364-00-011	04/30/19	\$ 159,149	\$ 106,099	8/22/2022
Parlier Unified	Fresno	San Joaquin Valley High	57/62364-00-012	04/30/19	\$ 70,419	\$ 46,946	8/22/2022
Orange Unified	Orange	Villa Park High	57/66621-00-057	05/02/19	\$ 14,189,194	\$ -	8/22/2022
Cupertino Union	Santa Clara	William Faria Elementary	57/69419-00-031	05/02/19	\$ 2,277,380	\$ -	8/22/2022
Cupertino Union	Santa Clara	Abraham Lincoln Elementary	57/69419-00-032	05/02/19	\$ 1,935,966	\$ -	8/22/2022
Cupertino Union	Santa Clara	Dwight D Eisenhower Elementary	57/69419-00-033	05/02/19	\$ 982,152	\$ -	8/22/2022
Cupertino Union	Santa Clara	Chester W Nimitz Elementary	57/69419-00-034	05/02/19	\$ 534,543	\$ -	8/22/2022
Center Joint Unified	Sacramento	North Country Elementary	57/73973-00-005	05/02/19	\$ 3,124,267	\$ 2,082,845	8/22/2022



**SFP APPLICATIONS**  
**Modernization School Facilities Program**  
**- Workload as of December 31, 2022 -**

<b>District</b>	<b>County</b>	<b>Site Name</b>	<b>Application Number</b>	<b>OPSC Date Received</b>	<b>Estimated State Grant (a)***</b>	<b>Financial Hardship (b)</b>	<b>Notification Occurred**</b>
Ontario-Montclair	San Bernardino	Elderberry Elementary	57/67819-00-035	05/03/19	\$ 551,893	\$ -	8/22/2022
Ontario-Montclair	San Bernardino	Corona Elementary	57/67819-00-036	05/03/19	\$ 568,368	\$ -	8/22/2022
Escalon Unified	San Joaquin	Dent Elementary	57/68502-00-004	05/03/19	\$ 5,066,054	\$ -	8/22/2022
Whittier City Elementary	Los Angeles	Wallen L. Andrews Elementary	57/65110-00-015	05/06/19	\$ 2,226,525	\$ -	8/22/2022
Ontario-Montclair	San Bernardino	Del Norte Elementary	57/67819-00-037	05/06/19	\$ 636,744	\$ -	8/22/2022
Ontario-Montclair	San Bernardino	Vernon Middle	57/67819-00-038	05/06/19	\$ 307,389	\$ -	8/22/2022
Templeton Unified	San Luis Obispo	Templeton High	57/68841-00-005	05/06/19	\$ 3,459,192	\$ -	8/22/2022
Mesa Union Elementary	Ventura	Mesa Elementary	57/72470-00-002	05/06/19	\$ 220,709	\$ 147,140	8/22/2022
Azusa Unified	Los Angeles	Henry Dalton Elementary	57/64279-00-025	05/07/19	\$ 629,912	\$ -	10/1/2022
Mountain View Elementary	Los Angeles	Cogswell Elementary	57/64816-00-009	05/07/19	\$ 5,784,370	\$ -	10/1/2022
Mountain View Elementary	Los Angeles	Monte Vista Elementary	57/64816-00-010	05/07/19	\$ 5,959,609	\$ -	10/1/2022
Mountain View Elementary	Los Angeles	Charles T. Kranz Intermediate	57/64816-00-011	05/07/19	\$ 7,017,104	\$ -	10/1/2022
Mountain View Elementary	Los Angeles	Miramonte Elementary	57/64816-00-012	05/07/19	\$ 3,115,962	\$ -	10/1/2022
Mountain View Elementary	Los Angeles	Miramonte Elementary	57/64816-00-013	05/07/19	\$ 2,793,804	\$ -	10/1/2022
Riverside Unified	Riverside	Sierra Middle	57/67215-00-041	05/08/19	\$ 98,997	\$ -	10/1/2022
Redding Elementary	Shasta	Manzanita Elementary	57/70110-00-007	05/08/19	\$ 705,100	\$ -	10/1/2022
Grossmont Union High	San Diego	El Capitan High	57/68130-00-036	05/09/19	\$ 155,309	\$ -	10/1/2022
Templeton Unified	San Luis Obispo	Templeton High	57/68841-00-006	05/09/19	\$ 1,467,363	\$ -	10/1/2022
Edison Elementary	Kern	Orangewood Elementary	57/63438-00-005	05/10/19	\$ 740,114	\$ 493,409	10/1/2022
Paramount Unified	Los Angeles	Lakewood Elementary	57/64873-00-012	05/15/19	\$ 2,643,486	\$ -	10/1/2022
Folsom-Cordova Unified	Sacramento	Theodore Judah Elementary	57/67330-00-007	05/16/19	\$ 1,638,194	\$ -	10/1/2022
Capistrano Unified	Orange	Palisades Elementary	57/66464-00-024	05/20/19	\$ 3,509,415	\$ -	10/1/2022
Saddleback Valley Unified	Orange	Lake Forest Elementary	57/73635-00-041	05/20/19	\$ 4,906,308	\$ -	10/1/2022
Coachella Valley Unified	Riverside	Palm View Elementary	57/73676-00-006	05/20/19	\$ 2,729,876	\$ -	10/1/2022
El Tejon Unified	Kern	Frazier Park Elementary	57/75168-00-001	05/20/19	\$ 234,941	\$ 156,627	10/1/2022
El Tejon Unified	Kern	Frazier Mountain High	57/75168-00-002	05/20/19	\$ 253,703	\$ 169,135	10/1/2022
El Tejon Unified	Kern	El Tejon Elementary	57/75168-00-003	05/20/19	\$ 194,246	\$ 129,498	10/1/2022
Island Union Elementary	Kings	Island Elementary	57/63933-00-002	05/23/19	\$ 252,264	\$ 168,176	10/1/2022
Downey Unified	Los Angeles	Lewis (Ed C) Elementary	57/64451-00-036	05/23/19	\$ 1,209,734	\$ -	10/1/2022
Novato Unified	Marin	Loma Verde Elementary	57/65417-00-023	05/23/19	\$ 472,056	\$ -	10/1/2022
Novato Unified	Marin	Lynwood Elementary	57/65417-00-024	05/23/19	\$ 1,184,380	\$ -	10/1/2022
Folsom-Cordova Unified	Sacramento	Folsom Hills Elementary	57/67330-00-008	05/23/19	\$ 3,060,565	\$ -	10/1/2022
Oxnard	Ventura	Christa McAuliffe Elementary	57/72538-00-031	05/29/19	\$ 119,762	\$ -	10/1/2022
Greenfield Union Elementary	Monterey	Vista Verde Middle	57/66035-00-004	05/31/19	\$ 174,974	\$ 116,649	10/1/2022
Greenfield Union Elementary	Monterey	Mary Chapala Academy	57/66035-00-005	05/31/19	\$ 342,363	\$ 228,242	10/1/2022
Greenfield Union Elementary	Monterey	Oak Avenue Elementary	57/66035-00-006	05/31/19	\$ 235,195	\$ 156,797	10/1/2022
Capistrano Unified	Orange	Aliso Niguel High	57/66464-00-025	05/31/19	\$ 2,455,487	\$ -	10/1/2022
Santa Ynez Valley Union High	Santa Barbara	Santa Ynez Valley Union High	57/69328-00-003	05/31/19	\$ 1,583,921	\$ -	10/1/2022
Tustin Unified	Orange	C C Lambert Elementary	57/73643-00-023	05/31/19	\$ 563,209	\$ -	10/1/2022
Tustin Unified	Orange	C E Utt Middle	57/73643-00-024	05/31/19	\$ 1,823,626	\$ -	10/1/2022
Tustin Unified	Orange	Robert Heideman Elementary	57/73643-00-025	05/31/19	\$ 921,615	\$ -	10/1/2022
Tustin Unified	Orange	Tustin High	57/73643-00-026	05/31/19	\$ 2,301,359	\$ -	10/1/2022
Tustin Unified	Orange	Tustin High	57/73643-00-027	05/31/19	\$ 2,301,359	\$ -	10/1/2022
Manhattan Beach Unified	Los Angeles	Pacific Elementary	57/75333-00-008	05/31/19	\$ 2,064,634	\$ -	10/1/2022
Manhattan Beach Unified	Los Angeles	Mira Costa High	57/75333-00-009	05/31/19	\$ 1,769,028	\$ -	10/1/2022
Placer Union High	Placer	Colfax High	57/66894-00-013	06/04/19	\$ 1,471,979	\$ -	10/1/2022
Placer Union High	Placer	Placer High	57/66894-00-014	06/04/19	\$ 3,804,717	\$ -	10/1/2022

**SFP APPLICATIONS**  
**Modernization School Facilities Program**  
**- Workload as of December 31, 2022 -**

<b>District</b>	<b>County</b>	<b>Site Name</b>	<b>Application Number</b>	<b>OPSC Date Received</b>	<b>Estimated State Grant (a)***</b>	<b>Financial Hardship (b)</b>	<b>Notification Occurred**</b>
Freshwater Elementary	Humboldt	Freshwater Elementary	57/62828-00-002	06/05/19	\$ 415,960	\$ 277,307	10/1/2022
San Jose Unified	Santa Clara	Willow Glen Elementary	57/69666-00-049	06/05/19	\$ 1,651,049	\$ -	10/1/2022
Irvine Unified	Orange	Lakeside Middle	57/73650-00-034	06/06/19	\$ 435,346	\$ -	10/1/2022
Irvine Unified	Orange	Bonita Canyon Elementary	57/73650-00-035	06/06/19	\$ 152,715	\$ -	10/1/2022
Irvine Unified	Orange	Greentree Elementary	57/73650-00-036	06/06/19	\$ 249,055	\$ -	10/1/2022
John Swett Unified	Contra Costa	John Swett High	57/61697-00-004	06/11/19	\$ 3,398,076	\$ -	10/1/2022
Newport-Mesa Unified	Orange	Harbor View Elementary	57/66597-00-047	06/12/19	\$ 2,603,395	\$ -	10/1/2022
Newport-Mesa Unified	Orange	Maude B Davis Elementary	57/66597-00-048	06/12/19	\$ 1,087,192	\$ -	10/1/2022
Santa Barbara Unified	Santa Barbara	Washington Elementary	57/76786-00-013	06/12/19	\$ 760,269	\$ -	10/1/2022
Santa Barbara Unified	Santa Barbara	Cleveland Elementary	57/76786-00-014	06/12/19	\$ 860,420	\$ -	10/1/2022
San Joaquin County Office of Education	San Joaquin	John J McFall Elementary	57/10397-00-005	06/13/19	\$ 496,086	\$ 330,724	10/1/2022
Yuba County Office of Education	Yuba	Virginia School	57/10587-00-006	06/13/19	\$ 282,975	\$ 188,650	10/1/2022
Whittier City Elementary	Los Angeles	Orange Grove Elementary	57/65110-00-016	06/13/19	\$ 1,689,998	\$ -	10/1/2022
Norris Elementary	Kern	Olive Drive Elementary	57/63693-00-002	06/14/19	\$ 2,343,802	\$ -	10/1/2022
San Francisco Unified	San Francisco	Washington (George) High	57/68478-63-006	06/14/19	\$ 16,508,360	\$ -	10/1/2022
Piedmont City Unified	Alameda	Piedmont High	57/61275-00-006	06/18/19	\$ 2,058,582	\$ -	10/1/2022
San Jose Unified	Santa Clara	Peter Burnett Middle	57/69666-00-050	06/18/19	\$ 1,177,524	\$ -	10/1/2022
San Jose Unified	Santa Clara	Willow Glen Middle	57/69666-00-051	06/18/19	\$ 1,256,733	\$ -	10/1/2022
Elk Grove Unified	Sacramento	Sheldon High	57/67314-00-035	06/19/19	\$ 3,424,572	\$ -	10/1/2022
Newport-Mesa Unified	Orange	Estancia High	57/66597-00-049	06/21/19	\$ 2,220,906	\$ -	10/1/2022
Newport-Mesa Unified	Orange	Heinz Kaiser Elementary	57/66597-00-050	06/21/19	\$ 1,742,838	\$ -	10/1/2022
Tustin Unified	Orange	Foothill High	57/73643-00-028	06/24/19	\$ 1,730,669	\$ -	10/1/2022
Yuba County Office of Education	Yuba	Anna Bell Karr	57/10587-00-002	06/25/19	\$ 195,789	\$ 130,526	10/1/2022
San Ramon Valley Unified	Contra Costa	Twin Creeks Elementary	57/61804-00-043	06/25/19	\$ 716,811	\$ -	10/1/2022
Kings Canyon Joint Unified	Fresno	Great Western Elementary	57/62265-00-027	06/25/19	\$ 2,240,181	\$ -	10/1/2022
Whittier City Elementary	Los Angeles	Lou Henry Hoover Elementary	57/65110-00-017	06/26/19	\$ 2,910,388	\$ -	10/1/2022
San Marcos Unified	San Diego	Alvin M Dunn Elementary	57/73791-00-010	06/26/19	\$ 1,013,632	\$ -	10/1/2022
Garden Grove Unified	Orange	Faylane Elementary	57/66522-00-097	06/27/19	\$ 337,455	\$ -	10/1/2022
Garden Grove Unified	Orange	Riverdale Elementary	57/66522-00-098	06/27/19	\$ 715,239	\$ -	10/1/2022
Garden Grove Unified	Orange	Parkview Elementary	57/66522-00-099	06/27/19	\$ 535,442	\$ -	10/1/2022
Garden Grove Unified	Orange	R F Hazard Elementary	57/66522-00-100	06/27/19	\$ 138,941	\$ -	10/1/2022
Garden Grove Unified	Orange	Donald S Jordan Intermediate	57/66522-00-101	06/27/19	\$ 257,453	\$ -	10/1/2022
Monterey Peninsula Unified	Monterey	Monterey High	57/66092-00-032	06/28/19	\$ 1,847,583	\$ -	10/1/2022
Eureka City Schools	Humboldt	Lincoln Elementary	57/75515-00-012	06/28/19	\$ 2,151,390	\$ -	10/1/2022
San Francisco Unified	San Francisco	Lafayette Elementary	57/68478-63-007	07/01/19	\$ 1,746,645	\$ -	10/1/2022
San Ramon Valley Unified	Contra Costa	Sycamore Valley Elementary	57/61804-00-044	07/02/19	\$ 3,098,753	\$ -	10/1/2022
Davis Joint Unified	Yolo	Ralph Waldo Emerson Junior High	57/72678-00-019	07/03/19	\$ 1,957,608	\$ -	10/1/2022
Santa Barbara Unified	Santa Barbara	Santa Barbara Junior High	57/76786-00-015	07/03/19	\$ 5,836,750	\$ -	10/1/2022
Moreno Valley Unified	Riverside	Serrano Elementary	57/67124-00-017	07/11/19	\$ 3,284,803	\$ 2,189,869	11/2/2022
Moreno Valley Unified	Riverside	Hidden Springs Elementary	57/67124-00-018	07/11/19	\$ 1,277,989	\$ 851,993	11/2/2022
Moreno Valley Unified	Riverside	Hendrick Ranch Elementary	57/67124-00-019	07/11/19	\$ 1,818,818	\$ 1,212,545	11/2/2022
Moreno Valley Unified	Riverside	Cloverdale Elementary	57/67124-00-020	07/11/19	\$ 3,815,272	\$ 2,543,515	11/2/2022
Moreno Valley Unified	Riverside	Bear Valley Elementary	57/67124-00-021	07/11/19	\$ 4,476,071	\$ 2,984,047	11/2/2022
Moreno Valley Unified	Riverside	Mountain View Middle	57/67124-00-022	07/11/19	\$ 6,770,235	\$ 4,513,490	11/2/2022
Moreno Valley Unified	Riverside	Honey Hollow Elementary	57/67124-00-023	07/11/19	\$ 3,141,216	\$ 2,094,144	11/2/2022
Moreno Valley Unified	Riverside	Ridge Crest Elementary	57/67124-00-024	07/11/19	\$ 2,695,299	\$ 1,796,866	11/2/2022
Yuba County Office of Education	Yuba	Virginia School	57/10587-00-005	07/19/19	\$ 843,714	\$ 562,476	11/2/2022

**SFP APPLICATIONS**  
**Modernization School Facilities Program**  
**- Workload as of December 31, 2022 -**

<b>District</b>	<b>County</b>	<b>Site Name</b>	<b>Application Number</b>	<b>OPSC Date Received</b>	<b>Estimated State Grant (a)***</b>	<b>Financial Hardship (b)</b>	<b>Notification Occurred**</b>
Placer Union High	Placer	Del Oro High	57/66894-00-015	07/19/19	\$ 3,939,831	\$ -	11/2/2022
Azusa Unified	Los Angeles	Charles H Lee Elementary	57/64279-00-026	07/22/19	\$ 2,799,664	\$ -	11/2/2022
Azusa Unified	Los Angeles	Gladstone High	57/64279-00-027	07/22/19	\$ 867,640	\$ -	11/2/2022
Galt Joint Union Elementary	Sacramento	Vernon E Greer Elementary	57/67348-00-004	07/22/19	\$ 2,249,078	\$ -	11/2/2022
Washington Unified	Yolo	Elkhorn Village Elementary	57/72694-00-018	07/23/19	\$ 1,425,135	\$ -	11/2/2022
San Jose Unified	Santa Clara	Leland High	57/69666-00-052	07/26/19	\$ 2,172,167	\$ -	11/2/2022
Montague Elementary	Siskiyou	Montague Elementary	57/70417-00-002	07/26/19	\$ 1,221,836	\$ 814,557	11/2/2022
Tulare County Office of Education	Tulare	LB Hill Learning Cntr	57/10546-00-007	08/02/19	\$ 1,360,110	\$ 906,740	11/2/2022
Fremont Unified	Alameda	John M Horner Junior High	57/61176-00-055	08/02/19	\$ 3,154,754	\$ -	11/2/2022
San Francisco Unified	San Francisco	Milk (Harvey) Civil Rights Elementary	57/68478-27-002	08/05/19	\$ 1,059,695	\$ -	11/2/2022
Novato Unified	Marin	San Marin High	57/65417-00-025	08/07/19	\$ 756,041	\$ -	11/2/2022
Redwood City Elementary	San Mateo	John F Kennedy Middle	57/69005-00-007	08/08/19	\$ 3,277,173	\$ -	11/2/2022
Los Angeles Unified	Los Angeles	Audubon Middle	57/64733-00-724	08/09/19	\$ 2,245,921	\$ -	11/2/2022
Los Angeles Unified	Los Angeles	Tenth Street Elementary	57/64733-00-725	08/09/19	\$ 2,319,140	\$ -	11/2/2022
Roseville Joint Union High	Placer	Granite Bay High	57/66928-00-006	08/09/19	\$ 2,784,623	\$ -	11/2/2022
Roseville Joint Union High	Placer	Oakmont High	57/66928-00-007	08/09/19	\$ 3,192,270	\$ -	11/2/2022
Monson-Sultana Joint Union Elementary	Tulare	Monson-Sultana Elementary	57/72009-00-003	08/09/19	\$ 905,713	\$ -	11/2/2022
Culver City Unified	Los Angeles	La Ballona Elementary	57/64444-00-017	08/12/19	\$ 448,287	\$ -	11/2/2022
Novato Unified	Marin	Novato High	57/65417-00-026	08/12/19	\$ 1,432,028	\$ -	11/2/2022
Corona-Norco Unified	Riverside	Norco Intermediate	57/67033-00-022	08/12/19	\$ 812,816	\$ -	11/2/2022
Stockton Unified	San Joaquin	Cleveland Elementary	57/68676-00-042	08/12/19	\$ 3,874,216	\$ -	11/2/2022
Moreno Valley Unified	Riverside	Canyon Springs High	57/67124-00-025	08/13/19	\$ 15,244,687	\$ -	11/2/2022
Orange Unified	Orange	Canyon High	57/66621-00-058	08/14/19	\$ 7,032,986	\$ -	11/2/2022
Kern High	Kern	Bakersfield High	57/63529-00-012	08/16/19	\$ 13,705,939	\$ -	12/1/2022
Tahoe-Truckee Unified	Placer	Sierra Expeditionary Learning	57/66944-00-020	08/16/19	\$ 1,146,384	\$ -	12/1/2022
Los Angeles Unified	Los Angeles	Sixty-Eight Street Elementary	57/64733-00-726	08/19/19	\$ 1,690,286	\$ -	12/1/2022
Whittier City Elementary	Los Angeles	Mill Elementary	57/65110-00-018	08/19/19	\$ 1,393,200	\$ -	12/1/2022
Grass Valley Elementary	Nevada	Grass Valley Charter	57/66332-00-003	08/19/19	\$ 2,556,209	\$ -	12/1/2022
Grass Valley Elementary	Nevada	Margaret G Scotten Elementary	57/66332-00-004	08/19/19	\$ 2,476,211	\$ -	12/1/2022
Los Nietos	Los Angeles	Aeolian Elementary	57/64758-00-006	08/23/19	\$ 2,812,991	\$ -	12/1/2022
Elk Grove Unified	Sacramento	Joseph Kerr Middle	57/67314-00-036	08/23/19	\$ 2,188,989	\$ -	12/1/2022
Lucia Mar Unified	San Luis Obispo	Oceano Elementary	57/68759-00-017	08/26/19	\$ 1,690,526	\$ -	12/1/2022
Lucia Mar Unified	San Luis Obispo	Mesa Middle	57/68759-00-018	08/26/19	\$ 2,934,810	\$ -	12/1/2022
Moraga Elementary	Contra Costa	Camino Pablo Elementary	57/61747-00-004	08/26/19	\$ 701,440	\$ -	12/2/2022
Le Grand Union	Merced	Le Grand Elementary	57/65722-00-002	08/26/19	\$ 302,660	\$ 201,774	12/2/2022
Colusa Unified	Colusa	Burchfield Primary	57/61598-00-001	08/28/19	\$ 1,147,073	\$ -	12/1/2022
Colusa Unified	Colusa	Colusa High	57/61598-00-002	08/28/19	\$ 1,178,921	\$ -	12/1/2022
Colusa Unified	Colusa	Egling Middle	57/61598-00-003	08/28/19	\$ 1,413,093	\$ -	12/1/2022
Saddleback Valley Unified	Orange	Rancho Santa Margarita	57/73635-00-042	08/29/19	\$ 6,019,974	\$ -	12/1/2022
Desert Sands Unified	Riverside	Indio Middle	57/67058-00-020	08/29/19	\$ 4,500,965	\$ -	12/1/2022
Riverside Unified	Riverside	Magnolia Elementary	57/67215-00-042	08/29/19	\$ 670,308	\$ -	12/2/2022
Riverside Unified	Riverside	Fremont Elementary	57/67215-00-043	08/29/19	\$ 1,494,294	\$ -	12/1/2022
Azusa Unified	Los Angeles	Murray Elementary	57/64279-00-028	08/30/19	\$ 1,372,382	\$ -	12/2/2022
San Francisco Unified	San Francisco	Garfield Elementary	57/68478-79-005	08/30/19	\$ 1,805,257	\$ -	12/2/2022
Kern Union High	Kern	North High	57/63529-00-013	09/03/19	\$ 4,559,315	\$ -	12/1/2022
Chicago Park Elementary	Nevada	Chicago Park Elementary	57/66316-00-004	09/04/19	\$ 242,080	\$ 161,387	12/1/2022
Chicago Park Elementary	Nevada	Chicago Park Community Charter	57/66316-00-005	09/04/19	\$ 439,813	\$ 293,209	12/1/2022

**SFP APPLICATIONS**  
**Modernization School Facilities Program**  
**- Workload as of December 31, 2022 -**

<b>District</b>	<b>County</b>	<b>Site Name</b>	<b>Application Number</b>	<b>OPSC Date Received</b>	<b>Estimated State Grant (a)***</b>	<b>Financial Hardship (b)</b>	<b>Notification Occurred**</b>
Bennett Valley Union Elementary	Sonoma	Yulupa Elementary	57/70623-00-007	09/12/19	\$ 264,042	\$ -	12/1/2022
Hanford Elementary	Kings	Lincoln Elementary	57/63917-00-007	09/13/19	\$ 2,683,314	\$ -	12/1/2022
Hanford Elementary	Kings	George Washington	57/63917-00-008	09/13/19	\$ 2,476,072	\$ -	12/1/2022
Desert Sands Unified	Riverside	Kennedy Elementary	57/67058-00-021	09/16/19	\$ 402,918	\$ -	12/1/2022
Newport-Mesa Unified	Orange	Wilson Elementary	57/66597-00-051	09/17/19	\$ 1,802,983	\$ -	12/2/2022
San Jose Unified	Santa Clara	Willow Glen High	57/69666-00-053	09/17/19	\$ 2,212,543	\$ -	12/1/2022
San Jose Unified	Santa Clara	Lincoln High	57/69666-00-054	09/17/19	\$ 2,538,379	\$ -	12/1/2022
Moreno Valley Unified	Riverside	Vista Heights	57/67124-00-026	09/19/19	\$ 6,163,856	\$ 4,109,237	12/2/2022
Riverside Unified	Riverside	Adams Elementary	57/67215-00-044	09/19/19	\$ 1,012,227	\$ -	12/1/2022
Panama-Buena Vista Union	Kern	Panama Elementary	57/63362-00-006	09/26/19	\$ 3,301,060	\$ -	
Saugus Union Elementary	Los Angeles	Plum Canyon Elementary	57/64998-00-010	09/26/19	\$ 1,233,580	\$ -	
Etiwanda Elementary	San Bernardino	Windrows Elementary	57/67702-00-003	09/26/19	\$ 3,255,348	\$ 2,170,232	
Walnut Valley Unified	Los Angeles	Diamond Bar High	57/73460-00-013	09/30/19	\$ 13,519,632	\$ -	
Center Joint Unified	Sacramento	Oak Hill Elementary	57/73973-00-006	09/30/19	\$ 3,641,528	\$ -	
Garden Grove Unified	Orange	Genevieve M Crosby Elementary	57/66522-00-095	10/05/19	\$ 887,314	\$ -	
Moreno Valley Unified	Riverside	Badger Springs Middle	57/67124-00-027	10/08/19	\$ 5,234,589	\$ 3,489,726	
Alta Vista Elementary	Tulare	Alta Vista Elementary	57/71811-00-003	10/08/19	\$ 1,656,832	\$ 1,104,555	
Rockford Elementary	Tulare	Rockford Elementary	57/72090-00-002	10/08/19	\$ 442,844	\$ -	
Wheatland Union High	Yuba	Wheatland Union High	57/72769-00-002	10/09/19	\$ 3,786,222	\$ -	
Monterey Peninsula Unified	Monterey	George C Marshall Elementary	57/66092-00-033	10/11/19	\$ 691,138	\$ -	
Monterey Peninsula Unified	Monterey	Highland Elementary	57/66092-00-034	10/11/19	\$ 550,516	\$ -	
Monterey Peninsula Unified	Monterey	Monte Vista Elementary	57/66092-00-035	10/11/19	\$ 2,092,964	\$ -	
Monterey Peninsula Unified	Monterey	Marina Vista Elementary	57/66092-00-036	10/14/19	\$ 754,887	\$ -	
Garden Grove Unified	Orange	Excelsior Elementary	57/66522-00-094	10/15/19	\$ 422,067	\$ -	
Garden Grove Unified	Orange	Alamitos Intermediate	57/66522-00-096	10/15/19	\$ 319,123	\$ -	
Sacramento City Unified	Sacramento	American Legion High (Continuation)	57/67439-00-077	10/17/19	\$ 376,386	\$ -	
Sacramento City Unified	Sacramento	West Campus	57/67439-00-078	10/17/19	\$ 540,268	\$ -	
Washington Unified	Yolo	Washington Middle College High	57/72694-00-019	10/17/19	\$ 1,243,180	\$ -	
Visalia Unified	Tulare	Golden West High	57/72256-00-031	10/18/19	\$ 11,715,960	\$ -	
Whittier City Elementary	Los Angeles	Daniel Phelan Elementary	57/65110-00-019	10/23/19	\$ 1,769,640	\$ -	
Whittier City Elementary	Los Angeles	Lydia Jackson Elementary	57/65110-00-020	10/23/19	\$ 1,434,996	\$ -	
Whittier City Elementary	Los Angeles	West Whittier Elementary	57/65110-00-021	10/23/19	\$ 5,566,584	\$ -	
Elk Grove Unified	Sacramento	Foulks Ranch Elementary	57/67314-00-037	10/24/19	\$ 2,043,360	\$ -	
Monterey Peninsula Unified	Monterey	La Mesa Elementary	57/66092-00-037	10/25/19	\$ 260,145	\$ -	
Monterey Peninsula Unified	Monterey	Foothill Elementary	57/66092-00-038	10/25/19	\$ 666,640	\$ -	
Redwood City Elementary	San Mateo	Orion Alternative	57/69005-00-008	10/25/19	\$ 550,482	\$ -	
North Cow Creek Elementary	Shasta	North Cow Creek Elementary	57/70078-00-001	10/25/19	\$ 252,263	\$ 168,176	
Palmdale Elementary	Los Angeles	Dos Caminos Elementary	57/64857-00-002	10/30/19	\$ 906,607	\$ -	
Glendale Unified	Los Angeles	College View	57/64568-00-049	10/31/19	\$ 1,313,607	\$ -	
Mission Union Elementary	Monterey	Mission Elementary	57/66084-00-003	10/31/19	\$ 334,060	\$ 222,707	
Corcoran Joint Unified	Kings	John Muir Middle	57/63891-00-014	11/08/19	\$ 1,888,499	\$ -	
Corcoran Joint Unified	Kings	Mark Twain Elementary	57/63891-00-015	11/08/19	\$ 1,668,660	\$ -	
Riverside Unified	Riverside	University Heights Middle	57/67215-00-045	11/14/19	\$ 418,281	\$ -	
Sylvan Union Elementary	Stanislaus	Elizabeth Ustach Middle	57/71290-00-011	11/18/19	\$ 5,174,338	\$ -	
Plaza Elementary	Glenn	Plaza Elementary	57/62638-00-001	11/19/19	\$ 1,022,988	\$ 681,992	
Hanford Elementary	Kings	Lee Richmond Elementary	57/63917-00-009	11/19/19	\$ 1,533,537	\$ -	
Hesperia Unified	San Bernardino	Joshua Circle Elementary	57/75044-00-001	11/19/19	\$ 2,061,850	\$ -	

**SFP APPLICATIONS**  
**Modernization School Facilities Program**  
**- Workload as of December 31, 2022 -**

<b>District</b>	<b>County</b>	<b>Site Name</b>	<b>Application Number</b>	<b>OPSC Date Received</b>	<b>Estimated State Grant (a)***</b>	<b>Financial Hardship (b)</b>	<b>Notification Occurred**</b>
Hesperia Unified	San Bernardino	Sultana High	57/75044-00-002	11/19/19	\$ 2,040,420	\$ -	
Whittier City Elementary	Los Angeles	Christian Sorensen Elementary	57/65110-00-022	11/20/19	\$ 3,126,055	\$ -	
Centralia Elementary	Orange	San Marino Elementary	57/66472-00-015	11/21/19	\$ 532,907	\$ -	
Oak Park Unified	Ventura	Brookside Elementary	57/73874-00-004	11/21/19	\$ 2,943,843	\$ -	
Hanford Elementary	Kings	Roosevelt Elementary	57/63917-00-010	11/25/19	\$ 1,205,134	\$ -	
Burton Elementary	Tulare	Oak Grove Elementary	57/71837-00-005	11/25/19	\$ 2,939,952	\$ -	
Burton Elementary	Tulare	Burton Elementary	57/71837-00-006	11/25/19	\$ 1,776,355	\$ -	
Burton Elementary	Tulare	Jim Maples Academy	57/71837-00-007	11/25/19	\$ 2,122,800	\$ -	
Santa Paula Unified	Ventura	Barbara Webster Elementary	57/76828-00-005	11/25/19	\$ 1,791,587	\$ -	
Waterford Unified	Stanislaus	Richard M Moon Primary	57/75572-00-001	11/26/19	\$ 408,014	\$ 272,009	
Waterford Unified	Stanislaus	Lucille Whitehead Intermediate	57/75572-00-002	11/26/19	\$ 95,434	\$ 63,623	
Waterford Unified	Stanislaus	Waterford Junior High	57/75572-00-003	11/26/19	\$ 230,927	\$ 153,951	
Waterford Unified	Stanislaus	Sentinel High	57/75572-00-004	11/26/19	\$ 16,399	\$ 10,933	
Moraga Elementary	Contra Costa	Donald L Rheem Elementary	57/61747-00-005	12/02/19	\$ 2,671,694	\$ -	
Morongo Unified	San Bernardino	Yucca Valley High	57/67777-00-009	12/02/19	\$ 1,384,070	\$ -	
Mountain View-Los Altos Union High	Santa Clara	Mountain View High	57/69609-00-005	12/02/19	\$ 3,835,811	\$ -	
Los Alamitos Unified	Orange	Rossmoor Elementary	57/73924-00-015	12/04/19	\$ 626,198	\$ -	
Los Nietos	Los Angeles	Ada S Nelson Elementary	57/64758-00-007	12/06/19	\$ 2,021,740	\$ -	
Whittier City Elementary	Los Angeles	Katherine Edwards Middle	57/65110-00-023	12/18/19	\$ 6,543,024	\$ -	
Riverside Unified	Riverside	Alcott Elementary	57/67215-00-046	12/19/19	\$ 1,013,094	\$ -	
Los Angeles Unified	Los Angeles	Ninety-Third Street Elementary	57/64733-00-727	12/20/19	\$ 900,630	\$ -	
Los Angeles Unified	Los Angeles	Foshay Learning Center	57/64733-00-728	12/20/19	\$ 4,012,461	\$ -	
Los Angeles Unified	Los Angeles	Venice Senior High	57/64733-00-729	12/20/19	\$ 7,478,560	\$ -	
San Rafael City High	Marin	San Rafael High	57/65466-00-007	12/20/19	\$ 986,446	\$ -	
Monterey Peninsula Unified	Monterey	Seaside Middle	57/66092-00-039	12/20/19	\$ 2,011,747	\$ -	
Riverside Unified	Riverside	Longfellow Elementary	57/67215-00-047	12/26/19	\$ 1,356,938	\$ -	
Rosemead Elementary	Los Angeles	Muscatel Middle	57/64931-00-015	01/06/20	\$ 4,030,939	\$ -	
Little Lake City Elementary	Los Angeles	Lakeside Middle	57/64717-00-010	01/13/20	\$ 4,543,695	\$ -	
Corona-Norco Unified	Riverside	Jefferson Elementary	57/67033-00-023	01/15/20	\$ 2,544,857	\$ -	
Center Joint Unified	Sacramento	Center High	57/73973-00-007	01/16/20	\$ 8,971,020	\$ 5,980,680	
Woodlake Unified	Tulare	Woodlake Valley Middle	57/76794-00-003	01/16/20	\$ 1,735,245	\$ -	
Calexico Unified	Imperial	Calexico High	57/63099-00-005	01/21/20	\$ 18,119,529	\$ -	
Redwood City Elementary	San Mateo	Hawes Elementary	57/69005-00-009	01/21/20	\$ 491,590	\$ -	
Los Nietos	Los Angeles	Los Nietos Middle	57/64758-00-008	01/24/20	\$ 569,446	\$ -	
Rosemead Elementary	Los Angeles	Muscatel Middle	57/64931-00-016	01/24/20	\$ 1,904,011	\$ -	
Oak Park Unified	Ventura	Medea Creek Middle	57/73874-00-005	01/24/20	\$ 5,746,358	\$ -	
Temecula Valley Unified	Riverside	James L Day Middle	57/75192-00-016	02/15/19	\$ 3,086,295	\$ -	
Monterey County Office of Education	Monterey	Bard Blades (TMR)	57/10272-00-002	01/27/20	\$ 814,737	\$ -	
San Lorenzo Unified	Alameda	Colonial Acres Elementary	57/61309-00-018	01/27/20	\$ 1,022,207	\$ -	
Los Angeles Unified	Los Angeles	Susan Miller Dorsey Senior High	57/64733-00-730	01/28/20	\$ 872,225	\$ -	
Anaheim Union High	Orange	Western High	57/66431-00-025	01/28/20	\$ 2,579,977	\$ -	
East Side Union High	Santa Clara	William C Overfelt High	57/69427-00-039	01/28/20	\$ 246,855	\$ -	
Whittier City Elementary	Los Angeles	Longfellow Elementary	57/65110-00-024	01/29/20	\$ 3,420,166	\$ -	
Tulare City	Tulare	Roosevelt Elementary	57/72231-00-011	01/29/20	\$ 2,470,914	\$ -	
Central Union High	Imperial	Southwest High	57/63115-00-006	01/31/20	\$ 1,349,208	\$ -	
Las Virgenes Unified	Los Angeles	White Oak Elementary	57/64683-00-011	02/03/20	\$ 1,351,367	\$ -	
Garden Grove Unified	Orange	Morningside Elementary	57/66522-00-102	02/04/20	\$ 273,783	\$ -	

SFP APPLICATIONS  
Modernization School Facilities Program  
- Workload as of December 31, 2022 -

District	County	Site Name	Application Number	OPSC Date Received	Estimated State Grant (a)***	Financial Hardship (b)	Notification Occurred**
Walnut Valley Unified	Los Angeles	South Pointe Middle	57/73460-00-014	02/04/20	\$ 950,894	\$ -	
Los Alamitos Unified	Orange	Jack L Weaver Elementary	57/73924-00-016	02/04/20	\$ 355,161	\$ -	
Castro Valley Unified	Alameda	Creekside Middle	57/61150-00-029	02/05/20	\$ 1,165,308	\$ -	
Long Beach Unified	Los Angeles	Alvarado Elementary	57/64725-00-037	02/06/20	\$ 2,002,889	\$ -	
Long Beach Unified	Los Angeles	Bixby Elementary	57/64725-00-038	02/06/20	\$ 2,585,231	\$ -	
Greenfield Union	Kern	Planz Elementary	57/63503-00-004	02/07/20	\$ 228,942	\$ 152,628	
Greenfield Union	Kern	Plantation Elementary	57/63503-00-005	02/07/20	\$ 172,273	\$ 114,849	
Greenfield Union	Kern	Leon H Ollivier Middle	57/63503-00-006	02/07/20	\$ 899,293	\$ 599,529	
Greenfield Union	Kern	Raffaello Palla Elementary	57/63503-00-007	02/07/20	\$ 698,160	\$ 465,440	
Greenfield Union	Kern	McKee Middle	57/63503-00-008	02/07/20	\$ 655,251	\$ 436,834	
Greenfield Union	Kern	W A Kendrick Elementary	57/63503-00-009	02/07/20	\$ 615,801	\$ 410,534	
Greenfield Union	Kern	Greenfield Middle	57/63503-00-010	02/07/20	\$ 234,649	\$ 156,433	
Greenfield Union	Kern	Fairview Elementary	57/63503-00-011	02/07/20	\$ 423,162	\$ 282,108	
Long Beach Unified	Los Angeles	Muir Elementary	57/64725-00-039	02/07/20	\$ 7,924,918	\$ -	
Centralia Elementary	Orange	Los Coyotes Elementary	57/66472-00-016	02/07/20	\$ 125,931	\$ -	
Fountain Valley Elementary	Orange	Tamura (Hisamatsu) Elementary	57/66498-00-018	02/10/20	\$ 1,476,090	\$ -	
Fountain Valley Elementary	Orange	Newland (William T) Elementary	57/66498-00-019	02/10/20	\$ 2,318,769	\$ -	
Del Norte County Unified	Del Norte	Mary Peacock Elementary	57/61820-00-015	02/11/20	\$ 1,883,811	\$ 1,255,874	
Del Norte County Unified	Del Norte	Bess Maxwell Elementary	57/61820-00-016	02/11/20	\$ 1,423,794	\$ 949,196	
Del Norte County Unified	Del Norte	Pine Grove Elementary	57/61820-00-017	02/11/20	\$ 1,153,663	\$ 769,109	
Garden Grove Unified	Orange	Newhope Elementary	57/66522-00-103	02/11/20	\$ 432,606	\$ -	
Fremont Union High	Santa Clara	Homestead High	58/69468-00-002	12/21/22	\$ 6,771,160	\$ -	
					<b>\$ 677,788,142</b>	<b>\$ 55,824,278</b>	
						<b>\$ 733,612,420</b>	

<b>MODERNIZATION FUNDING SUBTOTALS</b>	<b>\$ 671,016,982</b>	<b>\$ 55,824,278</b>
<b>MODERNIZATION FACILITY HARDSHIP - NON SEISMIC</b>	<b>\$ 6,771,160</b>	<b>\$ -</b>
<b>TOTAL MODERNIZATION FUNDING</b>		<b>\$ 733,612,420</b>
<b>MODERNIZATION FACILITY HARDSHIP - SEISMIC</b>	<b>\$ -</b>	<b>\$ -</b>

(a) Represents estimated 60% state share of project including excessive cost grants. Sesimic Mitigation Program projects represents the estimated 50% state share of project. Amounts shown have not been reviewed by OPSC for compliance with all School Facility Program requirements.

(b) Represents estimated financial hardship. Amounts shown have not been reviewed by OPSC for compliance with all School Facility Program requirements.

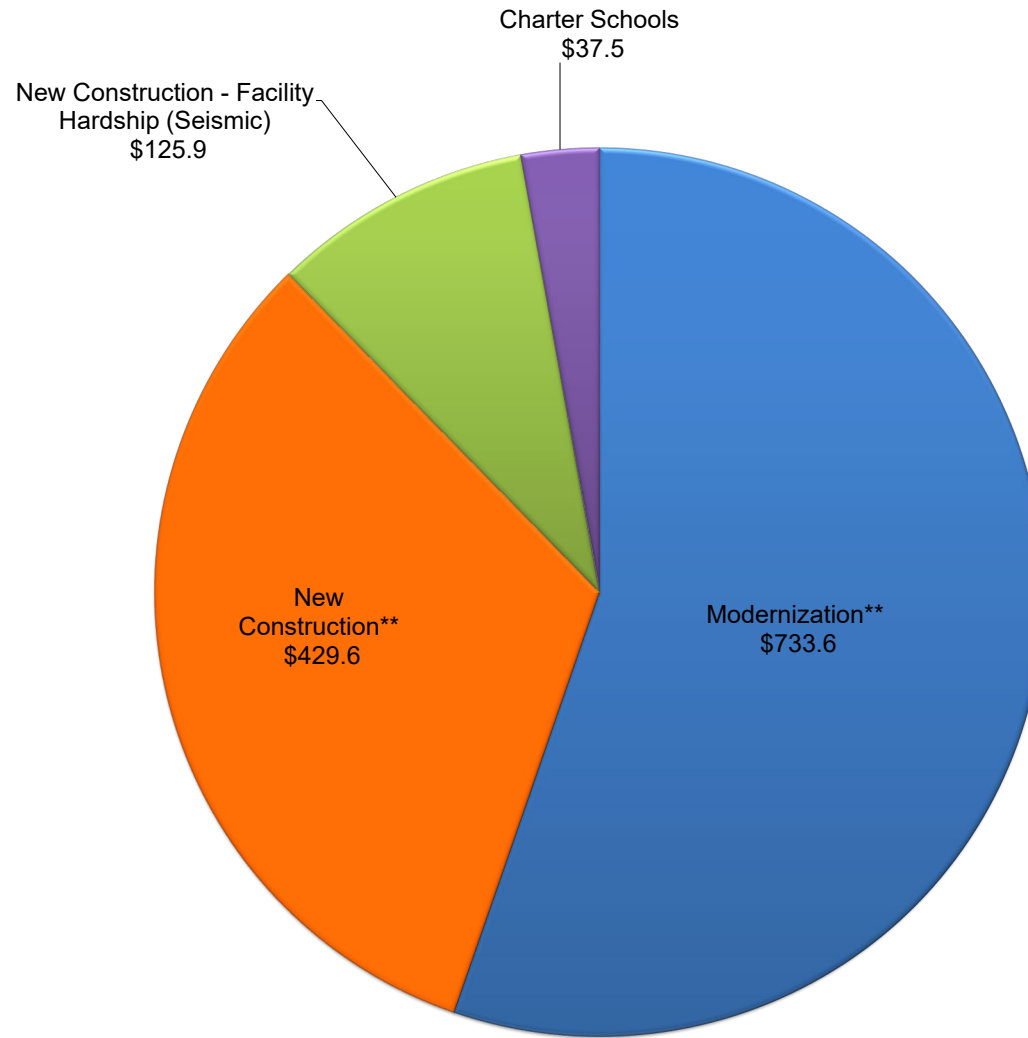
\*Facility Hardship project requesting Seismic Mitigation Program funding.

\*\*School districts have been notified that the Office of Public School Construction will begin processing the district's application in the near future.

CHARTER APPLICATIONS  
Submitted Applications for Preliminary Apportionment (Forms SAB 50-09)  
- as of December 31, 2022 -

Type	County	District	Charter School	Application Number	Received Date	Estimated Reserved Preliminary Apportionment
New Construction	Los Angeles	Los Angeles Unified	Magnolia Science Academy 1	54/64733-39-001	05/02/22	\$ 21,245,388.00
New Construction	Shasta	Shasta Union High	California Heritage YouthBuild Academy	54/70136-02-001	05/02/22	\$ 39,064,667.64
New Construction	Placer	Rocklin Unified	MMCA Expansion	54/75085-00-003	05/03/22	\$ 10,449,266.00
New Construction	Humboldt	Northern Humboldt Union High	Laurel Tree - 9-12	54/62687-00-001	05/29/22	\$ 2,533,982.00
New Construction	Humboldt	McKinleyville Union Elementary	Laurel Tree Charter - TK-8	54/62950-00-001	05/29/22	\$ 5,066,501.00
New Construction	Sacramento	Natomas Unified	Natomas Charter School	54/75283-00-011	06/01/22	\$ 5,608,960.00
Rehabilitation	San Diego	Grossmont Union High	LCHS Alpine	54/68130-00-002	06/02/22	\$ 9,321,157.00
New Construction	Shasta	Shasta Union High	Redding School of the Arts High School	54/70136-01-001	06/02/22	\$ 14,101,438.00
New Construction	San Benito	Hollister Elementary	Hollister Prep	54/67470-00-001	06/02/22	\$ 15,475,416.00
Rehabilitation	Alameda	Hayward Unified	Impact Academy	54/61192-02-005	06/02/22	\$ 18,081,400.00
Rehabilitation	Fresno	Sanger Unified	Sanger Academy Charter School	54/62414-00-001	06/03/22	\$ 21,007,350.00
New Construction	Shasta	Columbia Elementary	Redding School of the Arts TK	54/69948-00-001	06/03/22	\$ 3,162,962.00
Rehabilitation	Sacramento	Twin Rivers Unified	Community Outreach Academy (6-8) (Rehab)	54/76505-03-001	06/03/22	\$ 6,691,560.00
New Construction	Sacramento	Natomas Unified	Natomas Pacific Pathways Preparatory Elementary School	54/75283-00-012	06/03/22	\$ 10,197,069.00
Rehabilitation	Sacramento	Natomas Unified	Natomas Pacific Pathways Preparatory Elementary School	54/75283-00-013	06/03/22	\$ 2,761,022.00
New Construction	San Diego	San Diego Unified	Kavod Charter School	54/68338-00-014	06/03/22	\$ 24,932,694.00
Rehabilitation	San Diego	San Diego Unified	Kavod Charter School	54/68338-00-013	06/03/22	\$ 8,209,293.00
New Construction	San Diego	San Diego Unified	Health Sciences	54/68338-00-010	06/03/22	\$ 52,457,756.00
Rehabilitation	San Diego	Chula Vista Elementary	Feaster Charter Modernization	54/68023-03-003	06/03/22	\$ 20,052,170.00
Rehabilitation	San Diego	Chula Vista Elementary	Mueller Charter Rehab	54/68023-00-003	06/03/22	\$ 14,043,278.00
<b>Total</b>						<b>\$ 304,463,330</b>

**School Facility Program Applications within Bond Authority\***  
**- in millions of dollars, as of December 31, 2022 -**



\*The projects on this report only represents completed applications that are awaiting Office of Public School Construction (OPSC) processing and scheduling to the State Allocation Board. It does not reflect the OPSC's complete workload or guarantee the project is within available bond authority.

\*\* Includes Facility Hardship Non-Seismic applications.

This list includes future workload that is identified as:

- Pending reflects workload that has been processed by OPSC but awaiting further information/documentation from the district.
- Reviewing reflects currently being processed by OPSC.



## SCHOOL DISTRICT EXTENSION REQUESTS

### **COVID-19 EXTENSION REQUESTS**

Executive Order N-25-20, issued on March 4, 2020, proclaimed a State of Emergency exists in California as a result of the threat of COVID-19. As a result, the State Allocation Board (Board) approved regulations to provide the Executive Officer with the authority, during a proclaimed emergency by the Governor of the State of California, to grant program extensions. The Executive Officer must inform the Board of any action taken.

Following Executive Order N-11-22, the majority of the provisions in Executive Orders following N-25-20 expired on or before June 30, 2022. Therefore, the Office of Public School Construction (OPSC) stopped accepting COVID-19 extension requests effective August 25, 2022.

A total of 673 COVID-19 extension requests were received and processed by OPSC. As of November 16, 2022, all requests have been resolved and are closed.

Total Number of Requests: 673

<u>REQUESTS</u>		<u>APPROVED EXTENSIONS</u>	
Approved:	538	Responses Received:	538
No Longer Needed:	121	Responses Pending:	0
Denied:	14		538
Pending:	0		
	673		
<u>SCHOOL DISTRICT SIZE</u>		<u>TYPES OF PENDING REQUESTS</u>	
Large:	312	Eligibility & Funding Responses:	0
Medium:	203	Expenditure Reports:	0
Small:	158	Fund Release:	0
	673	Substantial Progress:	0
		Audit Correspondence:	0
		Accounts Receivables:	0
		Full-Day Kindergarten:	0
			0

OPSC will continue to accept and review extension requests for any other ongoing state of emergency, such as wildfires, for school districts directly impacted. School districts that are requesting an extension as a result of a state of emergency shall continue to submit the [School District Extension Request Form](#).

At the October 2022 meeting, there were three remaining requests that were still pending resolution. Since then, OPSC has received responses for all three requests, and they are no longer pending. As there are no more pending requests, this will serve as the final report for COVID-19 related extension requests.

## **INFORMATION ITEM**

### **SCHOOL FACILITY PROGRAM APPLICATIONS RECEIVED BEYOND BOND AUTHORITY LIST (as of December 31, 2022)**

The applications on this list represent School Facility Program (SFP) New Construction and Modernization projects in date order received that were received on or after February 13, 2020 through December 31, 2022. These applications have been received, but not reviewed, by the Office of Public School Construction (OPSC). This list is presented to the State Allocation Board for acknowledgement, but not approval pursuant to SFP Regulation Section 1859.95.1.

Published monthly in the SAB Agenda.

This report is also on the [OPSC Website](http://www.dgs.ca.gov/opsc) at:  
[www.dgs.ca.gov/opsc](http://www.dgs.ca.gov/opsc)

SFP APPLICATIONS  
New Construction Acknowledged Applications Received Past Existing Authority as of December 31, 2022

District	County	Site Name	DSA Number	50-04 Date Received	Estimated State Grant (a)	Estimated Financial Hardship (b)
Fountain Valley Elementary	Orange	Fulton (Harry C) Middle	50/66498-00-002	02/14/20	\$ 1,061,790	\$ -
Natomas Unified	Sacramento	Paso Verde	50/75283-00-024	02/18/20	\$ 20,495,845	\$ -
Irvine Unified	Orange	Heritage Field K-8	50/73650-00-048	02/20/20	\$ 47,744,919	\$ -
Albany City Unified	Alameda	Albany High	50/61127-00-004	02/21/20	\$ 4,370,747	\$ -
Martinez Unified	Contra Costa	John Muir Elementary	50/61739-00-004	02/24/20	\$ 4,662,545	\$ -
Salinas Union High	Monterey	Dolores Huerta Middle	50/66159-00-007	03/02/20	\$ 21,431,900	\$ -
Stockton Unified	San Joaquin	Valentine Peyton Elementary	50/68676-01-004	03/26/20	\$ 1,508,086	\$ -
Mendota Unified	Fresno	Mendota Junior High	50/75127-00-005	04/13/20	\$ 1,338,852	\$ -
Mendota Unified	Fresno	Mendota High	50/75127-00-006	04/13/20	\$ 74,948	\$ -
Mendota Unified	Fresno	Mendota High	50/75127-00-007	04/13/20	\$ 74,948	\$ -
Mendota Unified	Fresno	Mendota High	50/75127-00-008	04/13/20	\$ 74,948	\$ -
Humboldt County Office of Education	Humboldt	Glen W Paul School for PH	50/10124-00-002	04/21/20	\$ 251,906	\$ 251,906
Piedmont City Unified	Alameda	Piedmont High	50/61275-00-004	04/27/20	\$ 1,131,739	\$ -
Chico Unified	Butte	Emma Wilson Elementary	50/61424-00-011	06/04/20	\$ 1,249,142	\$ -
Anaheim Elementary	Orange	Sunkist Elementary	50/66423-00-011	06/05/20	\$ 1,656,567	\$ -
Brentwood Union Elementary	Contra Costa	Edna Hill Middle	50/61655-00-013	06/22/20	\$ 3,049,013	\$ -
Western Placer Unified	Placer	Glen Edwards Middle	50/66951-00-013	06/22/20	\$ 4,044,855	\$ -
Calexico Unified	Imperial	Calexico High	50/63099-00-004	07/01/20	\$ 14,875,281	\$ -
Roseville City Elementary	Placer	WB-60 Elementary	50/66910-00-016	07/03/20	\$ 13,679,371	\$ -
Sacramento County Office of Education	Sacramento	Gerber Jr/Sr High	50/10348-00-003	07/13/20	\$ 4,088,732	\$ 4,088,732
Tulare City	Tulare	Wilson Elementary	50/72231-00-006	07/17/20	\$ 1,065,892	\$ -
Menifee Union Elementary	Riverside	Harvest Hill STEAM Academy	50/67116-00-016	07/29/20	\$ 8,032,135	\$ -
Stockton Unified	San Joaquin	Flora Arca Mata Elementary	50/68676-04-003	07/31/20	\$ 14,545,299	\$ -
Clovis Unified	Fresno	Young Elementary	50/62117-00-029	08/05/20	\$ 13,566,990	\$ -
Lucerne Elementary	Lake	Lucerne Elementary	50/64048-00-001	08/06/20	\$ 1,854,086	\$ 1,854,086
Kern High	Kern	Vista West Continuation High	50/63529-00-013	08/07/20	\$ 1,361,899	\$ -
Menifee Union Elementary	Riverside	Menifee Valley Middle	50/67116-00-017	08/07/20	\$ 13,500,853	\$ -
Kings Canyon Joint Unified	Fresno	Reedley High	50/62265-00-012	08/12/20	\$ 1,387,920	\$ -
Sanger Unified	Fresno	Fairmont Elementary	50/62414-00-028	08/17/20	\$ 283,582	\$ -
Kern High	Kern	Stockdale High	50/63529-00-014	08/20/20	\$ 1,222,217	\$ -
Kern High	Kern	Highland High	50/63529-00-015	08/20/20	\$ 1,015,239	\$ -
Alameda Unified	Alameda	Encinal Junior/Senior High	50/61119-02-002	08/26/20	\$ 3,465,835	\$ -
Banta Elementary	San Joaquin	NextGeneration STEAM Academy	50/68486-00-004	08/27/20	\$ 3,873,152	\$ -
Knights Ferry Elementary	Stanislaus	Knights Ferry Elementary	50/71142-00-001	08/28/20	\$ 830,572	\$ 830,572
Lemoore Union Elementary	Kings	Freedom Elementary	50/63974-00-006	09/11/20	\$ 9,100,949	\$ -
Natomas Unified	Sacramento	American Lakes Elementary	50/75283-00-025	09/14/20	\$ 4,100,810	\$ -
Jurupa Unified	Riverside	Rubidoux High	50/67090-00-017	09/24/20	\$ 1,912,855	\$ -
Kings River-Hardwick Union Elementary	Kings	Kings River-Hardwick Elementary	50/63941-00-002	09/30/20	\$ 8,751,298	\$ 8,751,298
Jacoby Creek Elementary	Humboldt	Jacoby Creek Elementary	50/62893-00-001	10/02/20	\$ 4,311,564	\$ 4,311,564
Escondido Union	San Diego	Orange Glen Elementary	50/68098-00-010	10/02/20	\$ 1,556,375	\$ -
Morgan Hill Unified	Santa Clara	Jackson Academy of Music and Math	50/69583-00-004	10/12/20	\$ 3,396,908	\$ -
Placentia-Yorba Linda Unified	Orange	Glenview Elementary	50/66647-00-037	10/14/20	\$ 410,469	\$ -
Golden Valley Unified	Madera	Stone Creek Elementary	50/75580-00-004	10/16/20	\$ 10,963,665	\$ -

SFP APPLICATIONS  
New Construction Acknowledged Applications Received Past Existing Authority as of December 31, 2022

District	County	Site Name	DSA Number	50-04 Date Received	Estimated State Grant (a)	Estimated Financial Hardship (b)
South Fork Union	Kern	South Fork Elementary	50/63784-00-002	10/20/20	\$ 195,623	\$ 195,623
Garfield Elementary	Humboldt	Garfield Elementary	50/62836-00-004	10/23/20	\$ 187,236	\$ 187,236
Imperial Unified	Imperial	Imperial High	50/63164-00-007	10/26/20	\$ 1,701,452	\$ -
Sonoma County Office of Education	Sonoma	El Colegio	50/10496-00-057	10/29/20	\$ 915,626	\$ -
Temecula Valley Unified	Riverside	STEAM Academy K-8	50/75192-00-040	10/29/20	\$ 8,625,543	\$ -
Lodi Unified	San Joaquin	Tokay High	50/68585-00-029	11/16/20	\$ 9,155,946	\$ -
Liberty Elementary	Tulare	Liberty Elementary	50/71985-00-005	11/16/20	\$ 427,203	\$ -
Millville Elementary	Shasta	Millville Elementary	50/70052-00-003	11/18/20	\$ 728,813	\$ 728,813
Vacaville Unified	Solano	Edwin Markham Elementary	50/70573-00-002	11/19/20	\$ 5,451,185	\$ -
Lake Elsinore Unified	Riverside	Railroad Canyon Elementary	50/75176-00-022	11/23/20	\$ 899,927	\$ -
Murrieta Valley Unified	Riverside	Murrieta Canyon Academy	50/75200-00-026	11/24/20	\$ 8,054,742	\$ -
Liberty Elementary	Tulare	Liberty Elementary	50/71985-00-003	11/30/20	\$ 3,528,693	\$ -
Turlock Unified	Stanislaus	Turlock High	50/75739-00-006	12/01/20	\$ 4,622,896	\$ -
Alvina Elementary	Fresno	Alvina Elementary Charter	50/61994-00-001	12/09/20	\$ 359,209	\$ 359,209
Kings Canyon Joint Unified	Fresno	Reedley High	50/62265-00-013	01/07/21	\$ 1,609,610	\$ -
Hemet Unified	Riverside	Winchester Elementary	50/67082-00-017	01/11/21	\$ 3,650,360	\$ -
Chaffey Joint Union High	San Bernardino	Etiwanda High	50/67652-00-022	01/11/21	\$ 5,955,938	\$ -
Jurupa Unified	Riverside	Jurupa Middle	50/67090-00-018	01/29/21	\$ 3,500,478	\$ -
Murrieta Valley Unified	Riverside	Murrieta Elementary	50/75200-00-027	01/29/21	\$ 4,732,721	\$ -
Lassen View Union Elementary	Tehama	Lassen View Elementary	50/71563-00-002	02/03/21	\$ 1,046,170	\$ 1,046,170
Escondido Union	San Diego	Del Dios Academy of Arts and Sciences	50/68098-00-011	02/04/21	\$ 6,600,729	\$ -
Menifee Union Elementary	Riverside	Chester W Morrison Elementary	50/67116-00-018	02/12/21	\$ 1,262,376	\$ -
Sulphur Springs Union	Los Angeles	Sulphur Springs Community Elementary	50/65045-00-011	02/25/21	\$ 4,833,303	\$ -
Tracy Joint Unified	San Joaquin	North Elementary	50/75499-00-021	02/25/21	\$ 3,051,846	\$ -
Novato Unified	Marin	San Marin High	50/65417-00-004	02/26/21	\$ 2,747,397	\$ -
Novato Unified	Marin	Novato High	50/65417-00-005	02/26/21	\$ 845,651	\$ -
Livermore Valley Joint Unified	Alameda	East Avenue Middle	50/61200-00-004	03/01/21	\$ 3,840,483	\$ -
Downey Unified	Los Angeles	Griffiths (Gordon) Middle	50/64451-00-016	03/02/21	\$ 6,244,126	\$ -
Fairfield-Suisun Unified	Solano	Mary Bird Early Childhood Education Center	50/70540-00-033	03/11/21	\$ 1,576,330	\$ -
Downey Unified	Los Angeles	Sussman (Edward A.) Middle	50/64451-00-017	03/19/21	\$ 6,978,954	\$ -
Roseville Joint Union High	Placer	West Park High	50/66928-00-009	03/23/21	\$ 21,175,459	\$ -
Downey Unified	Los Angeles	Griffiths (Gordon) Middle	50/64451-00-018	03/25/21	\$ 8,937,895	\$ -
Downey Unified	Los Angeles	Sussman (Edward A.) Middle	50/64451-00-019	03/25/21	\$ 6,814,000	\$ -
Downey Unified	Los Angeles	Sussman (Edward A.) Middle	50/64451-00-020	03/25/21	\$ 8,176,800	\$ -
Natomas Unified	Sacramento	Bannon Creek	50/75283-00-026	03/26/21	\$ 1,343,394	\$ -
Natomas Unified	Sacramento	Jefferson Elementary	50/75283-00-027	03/26/21	\$ 5,212,918	\$ -
Hesperia Unified	San Bernardino	Joshua Circle Elementary	50/75044-00-037	03/31/21	\$ 716,491	\$ -
Hesperia Unified	San Bernardino	Krystal School of Science, Math & Technology	50/75044-00-038	03/31/21	\$ 716,491	\$ -
Riverside Unified	Riverside	Monroe Elementary	50/67215-00-040	04/01/21	\$ 3,192,154	\$ -
Rio Elementary	Ventura	Rio del Sol	50/72561-00-007	04/02/21	\$ 3,856,500	\$ -
Fresno Unified	Fresno	Ericson Elementary	50/62166-06-008	04/05/21	\$ 1,008,917	\$ -
Irvine Unified	Orange	Turtle Rock Elementary	50/73650-00-049	04/07/21	\$ 1,392,870	\$ -
McFarland Unified	Kern	McFarland High	50/73908-00-011	04/16/21	\$ 4,745,947	\$ -

SFP APPLICATIONS  
New Construction Acknowledged Applications Received Past Existing Authority as of December 31, 2022

District	County	Site Name	DSA Number	50-04 Date Received	Estimated State Grant (a)	Estimated Financial Hardship (b)
Buckeye Union Elementary	El Dorado	Charter Montessori Valley View Campus	50/61838-00-009	05/05/21	\$ 436,875	\$ -
Chico Unified	Butte	Pleasant Valley High	50/61424-00-012	05/06/21	\$ 2,419,725	\$ -
Martinez Unified	Contra Costa	Las Juntas Elementary	50/61739-00-005	05/10/21	\$ 2,522,309	\$ -
Patterson Joint Unified	Stanislaus	Walnut Grove Elementary	50/71217-00-010	05/19/21	\$ 3,541,045	\$ -
Novato Unified	Marin	San Marin High	50/65417-00-006	05/19/21	\$ 578,909	\$ -
Novato Unified	Marin	Novato High	50/65417-00-007	06/01/21	\$ 545,664	\$ -
Bakersfield City	Kern	Bessie E. Owens Primary	50/63321-00-041	06/11/21	\$ 8,750,957	\$ -
Bakersfield City	Kern	Bessie E. Owens Intermediate	50/63321-00-042	06/11/21	\$ 6,320,539	\$ -
Kern High	Kern	Del Oro High	50/63529-00-016	06/14/21	\$ 56,047,017	\$ -
Visalia Unified	Tulare	Sequoia High	50/72256-00-032	06/14/21	\$ 9,329,283	\$ -
Los Banos Unified	Merced	Pacheco High	50/65755-00-015	06/15/21	\$ 4,067,088	\$ -
Beaumont Unified	Riverside	Summerwind K-8	50/66993-00-021	06/25/21	\$ 16,932,287	\$ -
Placer Union High	Placer	Placer High	50/66894-00-007	07/01/21	\$ 1,148,393	\$ -
Liberty Union High	Contra Costa	Freedom High	50/61721-00-008	07/02/21	\$ 1,029,633	\$ -
Downey Unified	Los Angeles	Stauffer (Mary R.) Middle	50/64451-00-021	07/12/21	\$ 13,982,312	\$ -
Chico Unified	Butte	Pleasant Valley High	50/61424-00-013	07/12/21	\$ 459,756	\$ -
Placer Union High	Placer	Placer High	50/66894-00-008	07/14/21	\$ 1,029,633	\$ -
Walnut Valley Unified	Los Angeles	Suzanne Middle	50/73460-00-013	07/15/21	\$ 8,316,177	\$ -
Downey Unified	Los Angeles	Doty (Wendy Lopour) Middle	50/64451-00-022	07/20/21	\$ 24,633,200	\$ -
Downey Unified	Los Angeles	Doty (Wendy Lopour) Middle	50/64451-00-023	07/20/21	\$ 24,032,360	\$ -
Hilmar Unified	Merced	Hilmar High	50/65698-00-005	07/21/21	\$ 691,077	\$ -
Beaumont Unified	Riverside	Beaumont Senior High	50/66993-00-022	07/30/21	\$ 12,300,336	\$ -
San Ramon Valley Unified	Contra Costa	Charlotte Wood Middle	50/61804-03-002	08/03/21	\$ 1,170,914	\$ -
Alisal Union	Monterey	Fremont Elementary	50/65961-00-012	08/03/21	\$ 5,216,024	\$ -
Elk Grove Unified	Sacramento	Pleasant Grove Elementary	50/67314-00-050	08/06/21	\$ 7,592,706	\$ -
Hollister	San Benito	Rancho Santana	50/67470-00-005	08/06/21	\$ 16,259,235	\$ -
Mountain View-Los Altos Union High	Santa Clara	Mountain View High	50/69609-00-001	08/06/21	\$ 8,944,888	\$ -
Mountain View-Los Altos Union High	Santa Clara	Los Altos High	50/69609-00-002	08/06/21	\$ 8,911,775	\$ -
San Juan Unified	Sacramento	Del Campo High	50/67447-00-001	08/09/21	\$ 2,623,353	\$ -
Elk Grove Unified	Sacramento	Joseph Kerr Middle	50/67314-00-051	08/10/21	\$ 2,969,223	\$ -
Washington Unified	Yolo	Westmore Oaks Elementary	50/72694-00-012	08/10/21	\$ 5,676,785	\$ -
Marysville Joint Unified	Yuba	Linda Elementary	50/72736-00-032	08/10/21	\$ 733,693	\$ -
Marysville Joint Unified	Yuba	Anna McKenney Intermediate	50/72736-00-033	08/10/21	\$ 1,311,740	\$ -
Panama-Buena Vista Union	Kern	Highgate Elementary	50/63362-00-043	08/11/21	\$ 12,775,279	\$ -
San Juan Unified	Sacramento	Arden Middle	50/67447-00-002	08/11/21	\$ 5,343,302	\$ -
Santa Clara Unified	Santa Clara	Abram Agnew Elementary	50/69674-00-001	08/11/21	\$ 26,173,222	\$ -
Santa Clara Unified	Santa Clara	Dolores Huerta Middle	50/69674-00-002	08/11/21	\$ 30,982,294	\$ -
Coachella Valley Unified	Riverside	Palm View Elementary	50/73676-02-006	08/11/21	\$ 2,343,049	\$ -
Livermore Valley Joint Unified	Alameda	Joe Michell Elementary	50/61200-00-005	08/12/21	\$ 9,593,714	\$ -
Sanger Unified	Fresno	Centerville Elementary	50/62414-00-029	08/12/21	\$ 407,958	\$ -
Sanger Unified	Fresno	John S. Wash Elementary	50/62414-00-030	08/12/21	\$ 1,051,987	\$ -
Sanger Unified	Fresno	Lone Star Elementary	50/62414-00-031	08/12/21	\$ 819,640	\$ -
Dublin Unified	Alameda	Frederiksen Elementary	50/75093-00-014	08/13/21	\$ 4,342,825	\$ -

SFP APPLICATIONS  
New Construction Acknowledged Applications Received Past Existing Authority as of December 31, 2022

District	County	Site Name	DSA Number	50-04 Date Received	Estimated State Grant (a)	Estimated Financial Hardship (b)
Patterson Joint Unified	Stanislaus	Grayson Elementary	50/71217-00-011	08/18/21	\$ 479,227	\$ -
Redlands Unified	San Bernardino	Mission Elementary	50/67843-00-010	08/20/21	\$ 1,362,800	\$ -
Placentia-Yorba Linda Unified	Orange	Glenview Elementary	50/66647-00-038	08/26/21	\$ 849,502	\$ -
Pleasanton Unified	Alameda	Amador Valley High	50/75101-00-010	08/27/21	\$ 4,955,013	\$ -
Pleasanton Unified	Alameda	Foothill High	50/75101-00-011	08/27/21	\$ 2,733,729	\$ -
Manteca Unified	San Joaquin	Manteca High	50/68593-00-027	08/29/21	\$ 4,597,560	\$ -
Riverside Unified	Riverside	Arlington High	50/67215-00-041	09/02/21	\$ 3,583,035	\$ -
Irvine Unified	Orange	Northwood Elementary	50/73650-00-050	09/08/21	\$ 1,304,508	\$ -
Irvine Unified	Orange	South Lake Middle	50/73650-00-051	09/08/21	\$ 447,209	\$ -
Turlock Unified	Stanislaus	Marvin A. Dutcher Middle	50/75739-00-007	09/23/21	\$ 3,438,709	\$ -
Woodland Joint Unified	Yolo	Spring Lake Elementary	50/72710-00-007	09/27/21	\$ 2,020,293	\$ -
Maple Elementary	Kern	Maple Elementary	50/63610-00-004	10/08/21	\$ 63,871	\$ 63,871
Mountain View Elementary	San Bernardino	Park View Elementary	50/67785-00-003	10/13/21	\$ 12,571,121	\$ -
Liberty Union High	Contra Costa	Heritage High	50/61721-00-009	10/15/21	\$ 5,517,072	\$ -
Paso Robles Joint Unified	San Luis Obispo	George H. Flamson Middle	50/75457-00-006	12/14/21	\$ 3,611,520	\$ -
Cloverdale Unified	Sonoma	Jefferson Elementary	50/70656-00-001	01/03/22	\$ 6,084,991	\$ 6,084,991
Cloverdale Unified	Sonoma	Washington Middle	50/70656-00-002	01/04/22	\$ 1,813,572	\$ -
South Pasadena Unified	Los Angeles	Arroyo Vista Elementary	50/65029-00-006	01/06/22	\$ 464,094	\$ -
South Pasadena Unified	Los Angeles	Monterey Hills Elementary	50/65029-00-007	01/06/22	\$ 928,014	\$ -
South Pasadena Unified	Los Angeles	Marengo Elementary	50/65029-00-008	01/06/22	\$ 527,733	\$ -
Lodi Unified	San Joaquin	Lodi High	50/68585-00-030	01/07/22	\$ 20,571,536	\$ -
Chula Vista Elementary	San Diego	Otay Ranch Village 3	50/68023-00-013	01/11/22	\$ 13,795,399	\$ -
San Marcos Unified	San Diego	Richland Elementary	50/73791-00-021	01/20/22	\$ 15,715,309	\$ -
Riverside Unified	Riverside	Alcott Elementary	50/67215-00-042	02/02/22	\$ 3,792,255	\$ -
Pleasanton Unified	Alameda	Lydiksen Elementary	50/75101-00-012	02/15/22	\$ 1,368,404	\$ -
Butteville Union Elementary	Siskiyou	Butteville Elementary	50/70201-00-003	02/22/22	\$ 3,142,834	\$ -
Natomas Unified	Sacramento	Northpointe Elementary	50/75283-00-028	03/11/22	\$ 13,437,152	\$ -
Corona-Norco Unified	Riverside	George Washington Elementary	50/67033-00-049	03/15/22	\$ 1,916,904	\$ -
Riverside Unified	Riverside	Fremont Elementary	50/67215-00-043	03/25/22	\$ 3,768,997	\$ -
Clovis Unified	Fresno	Dry Creek Elementary	50/62117-00-030	04/04/22	\$ 2,573,050	\$ -
Irvine Unified	Orange	Oak Creek Elementary	50/73650-00-052	04/04/22	\$ 469,128	\$ -
Marysville Joint Unified	Yuba	Arboga Elementary	50/72736-00-034	04/07/22	\$ 5,348,981	\$ -
Natomas Unified	Sacramento	Natomas Pacific Pathways Prep Elementary	50/75283-00-029	04/13/22	\$ 8,148,166	\$ -
Standard Elementary	Kern	Highland Elementary	50/63792-00-004	04/27/22	\$ 3,036,485	\$ -
Standard Elementary	Kern	Wingland Elementary	50/63792-00-005	04/27/22	\$ 2,064,789	\$ -
Elk Grove Unified	Sacramento	Miwok Village	50/67314-00-052	05/04/22	\$ 18,870,984	\$ -
Etiwanda Elementary	San Bernardino	Grapeland Elementary	50/67702-00-019	05/06/22	\$ 2,977,000	\$ -
McFarland Unified	Kern	McFarland High School Early College	50/73908-00-012	05/10/22	\$ 2,291,506	\$ -
Robla Elementary	Sacramento	Bell Avenue Elementary	50/67421-00-004	05/13/22	\$ 3,708,068	\$ -
Pittsburg Unified	Contra Costa	Los Medanos Elementary	50/61788-00-012	05/16/22	\$ 1,793,322	\$ -
Corcoran Joint Unified	Kings	Corcoran High	50/63891-00-003	05/25/22	\$ 3,569,653	\$ -
Fresno Unified	Fresno	Juan Felipe Herrera Elementary	50/62166-00-033	05/26/22	\$ 16,479,378	\$ -
Edison Elementary	Kern	Orangewood Elementary	50/63438-00-003	06/09/22	\$ 877,380	\$ 877,380

SFP APPLICATIONS  
New Construction Acknowledged Applications Received Past Existing Authority as of December 31, 2022

District	County	Site Name	DSA Number	50-04 Date Received	Estimated State Grant (a)	Estimated Financial Hardship (b)
Manteca Unified	San Joaquin	French Camp Elementary	50/68593-00-028	06/13/22	\$ 819,738	\$ -
Paradise Unified	Butte	Paradise Senior High	50/61531-00-003	06/14/22	\$ 6,147,080	\$ -
San Bernardino City Unified	San Bernardino	Paakuma K-8	50/67876-00-087	06/14/22	\$ 2,871,307	\$ -
Center Joint Unified	Sacramento	Rex Fortune Elementary	50/73973-00-004	06/17/22	\$ 13,713,610	\$ -
Firebaugh-Las Deltas Unified	Fresno	Arthur E. Mills Intermediate	50/73809-00-006	06/22/22	\$ 1,256,925	\$ -
Hilmar Unified	Merced	Hilmar Elementary	50/65698-00-006	06/29/22	\$ 10,834,354	\$ -
Beaumont Unified	Riverside	Beaumont Senior High	50/66993-00-023	06/29/22	\$ 10,420,773	\$ -
Patterson Joint Unified	Stanislaus	Patterson High	50/71217-00-012	06/29/22	\$ 7,500,512	\$ -
Plumas Lake Elementary	Yuba	Rio Del Oro Elementary	50/72744-00-004	07/20/22	\$ 962,762	\$ -
Plumas Lake Elementary	Yuba	Cobblestone Elementary	50/72744-00-005	07/20/22	\$ 864,934	\$ -
Santa Clara Unified	Santa Clara	Kathleen MacDonald High	50/69674-00-003	07/21/22	\$ 73,905,753	\$ -
Patterson Joint Unified	Stanislaus	Apricot Valley Elementary	50/71217-00-013	07/22/22	\$ 1,826,140	\$ -
Patterson Joint Unified	Stanislaus	Las Palmas Elementary	50/71217-00-014	07/22/22	\$ 2,134,604	\$ -
Sundale Union Elementary	Tulare	Sundale Elementary	50/72173-00-007	07/22/22	\$ 9,044,768	\$ 9,044,768
Jurupa Unified	Riverside	Del Sol Academy	50/67090-00-019	07/26/22	\$ 2,615,669	\$ -
Greenfield Union	Kern	Crescent Elementary	50/63503-00-014	07/27/22	\$ 16,697,641	\$ 16,697,641
Banta Elementary	San Joaquin	EPIC Academy	50/68486-00-005	07/29/22	\$ 23,721,425	\$ -
Lodi Unified	San Joaquin	Clyde W. Needham Elementary	50/68585-00-031	07/31/22	\$ 5,871,784	\$ -
San Benito High	San Benito	San Benito High	50/67538-00-004	08/09/22	\$ 929,349	\$ -
Del Mar Union Elementary	San Diego	Pacific Sky Elementary	50/68056-00-005	08/09/22	\$ 29,146,296	\$ -
Milpitas Unified	Santa Clara	Mabel Mattos Elementary	50/73387-00-002	08/09/22	\$ 9,037,821	\$ -
Imperial County Office of Education	Imperial	Imperial Valley Center	50/10132-03-009	08/11/22	\$ 889,058	\$ -
Fresno Unified	Fresno	Ewing Elementary	50/62166-00-034	08/12/22	\$ 2,576,321	\$ -
Los Alamitos Unified	Orange	Los Alamitos High	50/73924-00-007	08/12/22	\$ 1,573,276	\$ -
Sanger Unified	Fresno	Lincoln Elementary	50/62414-00-032	08/15/22	\$ 1,107,227	\$ -
Sanger Unified	Fresno	Lone Star Elementary	50/62414-00-033	08/15/22	\$ 1,160,842	\$ -
Sanger Unified	Fresno	Centerville Elementary	50/62414-00-034	08/15/22	\$ 1,499,177	\$ -
Tulare City	Tulare	Mulcahy Middle	50/72231-00-007	08/15/22	\$ 2,176,943	\$ -
Fremont Unified	Alameda	Centerville Junior High	50/61176-07-001	08/16/22	\$ 11,130,087	\$ -
Fremont Unified	Alameda	William Hopkins Junior High	50/61176-07-002	08/16/22	\$ 7,048,216	\$ -
Vacaville Unified	Los Angeles	Buckingham Collegiate Charter Academy	50/70573-00-003	08/16/22	\$ 4,713,697	\$ -
Sanger Unified	Fresno	Sanger Educational Complex	50/62414-00-035	08/17/22	\$ 27,665,415	\$ -
Greenfield Union	Kern	Crescent Elementary	50/63503-00-018	08/17/22	\$ 5,124,000	\$ -
Hayward Unified	Alameda	Winton Middle	50/61192-00-001	08/26/22	\$ 687,147	\$ -
Porterville Unified	Tulare	West Putnam Elementary	50/75523-00-012	09/23/22	\$ 7,808,353	\$ -
Pleasanton Unified	Alameda	Thomas S. Hart Middle	50/75101-00-013	10/03/22	\$ 2,974,786	\$ -
Liberty Union High	Contra Costa	Liberty High	50/61721-00-010	11/16/22	\$ 5,887,612	\$ -
Lamont Elementary	Kern	Myrtle Avenue Elementary	50/63560-00-002	11/21/22	\$ 4,358,375	\$ -
Lamont Elementary	Kern	Lamont Elementary	50/63560-00-003	11/21/22	\$ 1,009,250	\$ -
Lamont Elementary	Kern	Alicante Avenue Elementary	50/63560-00-004	11/21/22	\$ 2,125,625	\$ -
San Bernardino City Unified	San Bernardino	Indian Springs High	50/67876-00-088	12/01/22	\$ 540,567	\$ -
Jefferson Elementary	San Joaquin	Coral Hollow Elementary	50/68544-00-006	12/09/22	\$ 22,212,742	\$ -
Lammersville Joint Unified	San Joaquin	Evelyn Costa Elementary	50/76760-00-010	12/09/22	\$ 16,172,546	\$ -

SFP APPLICATIONS

New Construction Acknowledged Applications Received Past Existing Authority as of December 31, 2022

District	County	Site Name	DSA Number	50-04 Date Received	Estimated State Grant (a)	Estimated Financial Hardship (b)
					\$ 1,350,190,041	\$ 55,373,860
					<b>\$ 1,405,563,901</b>	



SFP APPLICATIONS  
Modernization Acknowledged Applications Received Past Existing Authority as of December 31, 2022

District	County	Site Name	DSA Number	50-04 Date Received	Estimated State Grant (a)	Estimated Financial Hardship (b)
San Ramon Valley Unified	Contra Costa	Rancho Romero Elementary	57/61804-02-001	02/13/20	\$ 3,143,938	\$ -
San Ramon Valley Unified	Contra Costa	Vista Grande Elementary	57/61804-02-002	02/13/20	\$ 2,013,096	\$ -
Redwood City Elementary	San Mateo	Henry Ford Elementary	57/69005-00-010	02/18/20	\$ 1,857,848	\$ -
Martinez Unified	Contra Costa	John Muir Elementary	57/61739-00-009	02/24/20	\$ 863,677	\$ -
Kelseyville Unified	Lake	Riviera Elementary	57/64014-00-004	02/24/20	\$ 1,497,543	\$ 998,362
Kelseyville Unified	Lake	Mountain Vista Middle	57/64014-00-005	02/24/20	\$ 2,445,681	\$ -
Palo Alto Unified	Santa Clara	Palo Alto High	57/69641-01-001	02/24/20	\$ 2,528,747	\$ -
Kelseyville Unified	Lake	Kelseyville Elementary	57/64014-00-006	02/26/20	\$ 1,208,056	\$ 805,371
Chino Valley Unified	San Bernardino	Ruben S Ayala High	57/67678-00-030	02/27/20	\$ 7,953,343	\$ -
Moreno Valley Unified	Riverside	North Ridge Elementary	57/67124-00-028	02/28/20	\$ 3,739,924	\$ -
Cajon Valley Union	San Diego	Johnson Elementary	57/67991-00-011	02/28/20	\$ 126,661	\$ -
Downey Unified	Los Angeles	Stauffer (Mary R) Middle	57/64451-00-037	03/02/20	\$ 1,326,775	\$ -
Brentwood Union Elementary	Contra Costa	Edna Hill Middle	57/61655-00-004	03/03/20	\$ 3,020,040	\$ -
West Contra Costa Unified	Contra Costa	Wilson Elementary	57/61796-00-054	03/03/20	\$ 3,844,145	\$ -
Norwalk-La Mirada Unified	Los Angeles	La Mirada High	57/64840-00-035	03/03/20	\$ 976,743	\$ -
Long Beach Unified	Los Angeles	Madison Elementary	57/64725-00-040	03/04/20	\$ 3,795,170	\$ -
Carlsbad Unified	San Diego	Magnolia Elementary	57/73551-00-010	03/04/20	\$ 881,515	\$ -
Manhattan Beach Unified	Los Angeles	Opal Robinson Elementary	57/75333-00-010	03/04/20	\$ 5,158,125	\$ -
West Contra Costa Unified	Contra Costa	Richmond Unified Alter Ed	57/61796-00-055	03/05/20	\$ 1,245,850	\$ -
San Francisco Unified	San Francisco	Sheridan Elementary	57/68478-13-002	03/05/20	\$ 838,564	\$ -
Sunnyside Union Elementary	Tulare	Sunnyside Elementary	57/72181-00-002	03/06/20	\$ 234,947	\$ 156,631
Santee	San Diego	Pepper Drive Elementary	57/68361-00-013	03/09/20	\$ 5,936,708	\$ -
Happy Valley Elementary	Santa Cruz	Happy Valley Elementary	57/69757-00-001	03/10/20	\$ 921,035	\$ 614,023
Little Lake City Elementary	Los Angeles	Lake Center Middle	57/64717-00-011	03/12/20	\$ 5,032,565	\$ -
Little Lake City Elementary	Los Angeles	Lakeland Elementary	57/64717-00-012	03/13/20	\$ 3,256,864	\$ -
Liberty Union High	Contra Costa	Liberty High	57/61721-00-004	03/16/20	\$ 5,750,850	\$ -
Los Angeles Unified	Los Angeles	Manhattan Place Elementary	57/64733-00-731	03/16/20	\$ 2,228,899	\$ -
Manhattan Beach Unified	Los Angeles	Meadows Avenue Elementary	57/75333-00-011	03/16/20	\$ 1,448,092	\$ -
Santee	San Diego	Sycamore Canyon Elementary	57/68361-00-014	03/17/20	\$ 280,308	\$ -
Santee	San Diego	PRIDE Academy at Prospect Avenue	57/68361-00-015	03/18/20	\$ 280,308	\$ -
Ontario-Montclair	San Bernardino	Central Language Academy	57/67819-00-039	03/19/20	\$ 493,206	\$ -
Ontario-Montclair	San Bernardino	Euclid Elementary	57/67819-00-040	03/19/20	\$ 493,206	\$ -
Santee	San Diego	Chet F Harritt Elementary	57/68361-00-016	03/19/20	\$ 1,391,641	\$ -
Mountain View Elementary	Los Angeles	Cogswell Elementary	57/64816-00-014	03/24/20	\$ 747,648	\$ -
Downey Unified	Los Angeles	Doty Middle	57/64451-00-038	03/26/20	\$ 6,509,783	\$ -
Anaheim Elementary	Orange	Sunkist Elementary	57/66423-00-034	03/31/20	\$ 8,021,867	\$ -
Santa Monica-Malibu Unified	Los Angeles	Malibu High	57/64980-00-020	04/01/20	\$ 238,260	\$ -
Mountain View Elementary	Los Angeles	Jerry Voorhis Elementary	57/64816-00-015	04/08/20	\$ 2,412,065	\$ -
Dinuba Unified	Tulare	Dinuba High	57/75531-00-013	04/08/20	\$ 4,090,672	\$ 2,727,115
Los Nietos	Los Angeles	Rancho Santa Gertrudes Elementary	57/64758-00-009	04/10/20	\$ 1,783,452	\$ -
Little Lake City Elementary	Los Angeles	Cresson Elementary	57/64717-00-013	04/15/20	\$ 3,314,669	\$ -
Little Lake City Elementary	Los Angeles	William W Orr Elementary	57/64717-00-014	04/15/20	\$ 3,552,290	\$ -
Little Lake City Elementary	Los Angeles	Paddison Elementary	57/64717-00-015	04/15/20	\$ 2,602,126	\$ -

SFP APPLICATIONS  
Modernization Acknowledged Applications Received Past Existing Authority as of December 31, 2022

District	County	Site Name	DSA Number	50-04 Date Received	Estimated State Grant (a)	Estimated Financial Hardship (b)
Little Lake City Elementary	Los Angeles	Jersey Avenue Elementary	57/64717-00-016	04/15/20	\$ 4,404,263	\$ -
Little Lake City Elementary	Los Angeles	Lakeview Elementary	57/64717-00-017	04/15/20	\$ 1,334,905	\$ -
Little Lake City Elementary	Los Angeles	Studebaker Elementary	57/64717-00-018	04/15/20	\$ 6,104,596	\$ -
Miller Creek (aka Dixie) Elementary	Marin	Miller Creek Middle	57/65318-00-008	04/20/20	\$ 3,011,768	\$ -
Azusa Unified	Los Angeles	Azusa High	57/64279-00-029	04/23/20	\$ 2,656,453	\$ -
Piedmont City Unified	Alameda	Millennium High Alternative	57/61275-00-007	04/27/20	\$ 1,143,058	\$ -
Piedmont City Unified	Alameda	Piedmont Middle	57/61275-00-008	04/27/20	\$ 3,618,536	\$ -
Woodville Union Elementary	Tulare	Woodville Elementary	57/72298-00-002	04/27/20	\$ 1,384,262	\$ 922,841
Cupertino Union	Santa Clara	Louis E. Stockmeir Elementary	57/69419-00-035	05/05/20	\$ 2,553,029	\$ -
Whittier City Elementary	Los Angeles	Lydia Jackson Elementary	57/65110-00-025	05/07/20	\$ 2,420,600	\$ -
Standard Elementary	Kern	Standard Elementary	57/63792-00-003	05/08/20	\$ 2,438,578	\$ -
Santa Cruz City Elementary	Santa Cruz	Gault Elementary	57/69815-00-007	05/08/20	\$ 766,614	\$ 511,076
Benicia Unified	Solano	Benicia Middle	57/70524-00-016	05/13/20	\$ 3,201,689	\$ -
Santa Cruz City Elementary	Santa Cruz	Westlake Elementary	57/69815-00-008	05/26/20	\$ 337,743	\$ -
Santa Cruz City High	Santa Cruz	Mission Hill Middle	57/69823-00-012	05/26/20	\$ 963,477	\$ -
Santa Cruz City High	Santa Cruz	Mission Hill Middle	57/69823-00-013	05/26/20	\$ 345,040	\$ -
Los Angeles Unified	Los Angeles	Haddon Avenue Elementary	57/64733-28-017	05/27/20	\$ 567,071	\$ -
Keyes Union	Stanislaus	Keyes Elementary	57/71134-00-002	05/28/20	\$ 977,602	\$ -
San Francisco Unified	San Francisco	Clarendon Alternative Elementary	57/68478-00-061	06/05/20	\$ 1,221,651	\$ -
San Jose Unified	Santa Clara	Pioneer High	57/69666-00-055	06/08/20	\$ 5,396,312	\$ -
Sutter Union High	Sutter	Butte View High	57/71449-00-002	06/08/20	\$ 53,050	\$ 35,367
Exeter Unified	Tulare	Lincoln Elementary	57/76836-00-002	06/08/20	\$ 3,223,827	\$ -
Mountain View Elementary	Los Angeles	Baker Elementary	57/64816-00-016	06/09/20	\$ 1,216,485	\$ -
Mountain View Elementary	Los Angeles	Maxson Elementary	57/64816-00-017	06/09/20	\$ 2,070,824	\$ -
Desert Sands Unified	Riverside	James Monroe Elementary	57/67058-00-022	06/12/20	\$ 3,505,912	\$ -
Happy Camp Union Elementary	Siskiyou	Happy Camp Elementary	57/70334-00-001	06/12/20	\$ 151,321	\$ 100,881
Santa Cruz City Elementary	Santa Cruz	Bay View Elementary	57/69815-00-009	06/18/20	\$ 2,335,181	\$ -
Santa Cruz City Elementary	Santa Cruz	De Laveaga Elementary	57/69815-00-010	06/18/20	\$ 684,116	\$ -
Sanger Unified	Fresno	Wilson Elementary	57/62414-00-019	06/19/20	\$ 2,240,838	\$ -
Culver City Unified	Los Angeles	Linwood E Howe Elementary	57/64444-00-018	06/19/20	\$ 1,144,606	\$ -
Moraga Elementary	Contra Costa	Joaquin Moraga Intermediate	57/61747-00-006	06/22/20	\$ 816,506	\$ -
Western Placer Unified	Placer	Glen Edwards Middle	57/66951-00-005	06/22/20	\$ 97,093	\$ -
Chino Valley Unified	San Bernardino	Robert O Townsend Junior High	57/67678-00-031	06/22/20	\$ 5,692,017	\$ -
Chino Valley Unified	San Bernardino	Canyon Hills Junior High	57/67678-00-032	06/22/20	\$ 5,297,919	\$ -
Castro Valley Unified	Alameda	Castro Valley High	57/61150-00-030	06/25/20	\$ 3,614,585	\$ -
Culver City Unified	Los Angeles	El Rincon Elementary	57/64444-00-019	06/29/20	\$ 822,716	\$ -
North Cow Creek Elementary	Shasta	North Cow Creek Elementary	57/70078-00-001	06/29/20	\$ 872,946	\$ 581,964
Whittier City Elementary	Los Angeles	Lydia Jackson Elementary	57/65110-00-026	06/30/20	\$ 1,302,684	\$ -
Redwood City Elementary	San Mateo	Selby Lane Elementary	57/69005-00-011	07/01/20	\$ 2,416,873	\$ -
Rosemead Elementary	Los Angeles	Mildred B Janson Elementary	57/64931-00-017	07/14/20	\$ 2,320,503	\$ -
Tulare City	Tulare	Wilson Elementary	57/72231-00-012	07/17/20	\$ 1,329,829	\$ -
Folsom-Cordova Unified	Sacramento	Sutter Middle	57/67330-21-007	07/20/20	\$ 6,814,963	\$ -
Los Alamitos Unified	Orange	Francis Hopkinson Elementary	57/73924-00-017	07/20/20	\$ 1,331,170	\$ -

SFP APPLICATIONS  
Modernization Acknowledged Applications Received Past Existing Authority as of December 31, 2022

District	County	Site Name	DSA Number	50-04 Date Received	Estimated State Grant (a)	Estimated Financial Hardship (b)
Rowland Unified	Los Angeles	Stanley G Oswalt Academy	57/73452-00-034	07/23/20	\$ 4,323,818	\$ -
Campbell Union High	Santa Clara	Prospect High	57/69401-00-024	07/28/20	\$ 900,358	\$ -
Campbell Union High	Santa Clara	Del Mar High	57/69401-00-025	07/28/20	\$ 101,568	\$ -
Campbell Union High	Santa Clara	Westmont High	57/69401-00-026	07/28/20	\$ 454,481	\$ -
Santa Ana Unified	Orange	Muir Elementary	57/66670-00-065	07/30/20	\$ 4,894,661	\$ -
Fountain Valley Elementary	Orange	Gisler (Robert) Elementary	57/66498-00-020	08/05/20	\$ 833,071	\$ -
Culver City Unified	Los Angeles	Culver City High	57/64444-00-020	08/06/20	\$ 231,309	\$ -
Oakland Unified	Alameda	Manzanita Elementary	57/61259-00-071	08/07/20	\$ 3,004,306	\$ -
Menifee Union Elementary	Riverside	Menifee Valley Middle	57/67116-00-001	08/07/20	\$ 5,664,890	\$ -
San Dieguito Union High	San Diego	Sunset High (Continuation)	57/68346-00-009	08/07/20	\$ 1,189,752	\$ -
Azusa Unified	Los Angeles	Slauson Intermediate	57/64279-00-030	08/10/20	\$ 736,951	\$ -
Santa Barbara Unified	Santa Barbara	Santa Barbara Senior High	57/76786-00-016	08/10/20	\$ 37,749	\$ -
Mountain View Elementary	Los Angeles	Willard F Payne Elementary	57/64816-00-018	08/17/20	\$ 920,247	\$ -
Santa Paula Unified	Ventura	Thelma Bedell Elementary	57/76828-00-006	08/21/20	\$ 1,353,374	\$ -
Morgan Hill Unified	Santa Clara	Nordstrom Elementary	57/69583-00-015	08/25/20	\$ 3,569,254	\$ -
Plumas Unified	Plumas	Quincy Elementary	57/66969-00-009	08/28/20	\$ 2,502,911	\$ -
Knights Ferry Elementary	Stanislaus	Knights Ferry Elementary	57/71142-00-001	08/28/20	\$ 965,899	\$ -
Martinez Unified	Contra Costa	Alhambra Senior High	57/61739-00-011	08/31/20	\$ 2,013,416	\$ -
Grossmont Union High	San Diego	Granite Hills High	57/68130-12-002	08/31/20	\$ 1,100,157	\$ -
Benicia Unified	Solano	Matthew Turner Elementary	57/70524-00-017	09/01/20	\$ 513,549	\$ -
Pierce Joint Unified	Colusa	Pierce High	57/61614-00-009	09/02/20	\$ 1,321,723	\$ -
Garden Grove Unified	Orange	Rosita Elementary	57/66522-00-104	09/02/20	\$ 49,069	\$ -
Garden Grove Unified	Orange	Stanford Elementary	57/66522-00-105	09/02/20	\$ 218,640	\$ -
Garden Grove Unified	Orange	Agnes Ware Stanley Elementary	57/66522-00-106	09/02/20	\$ 295,479	\$ -
Garden Grove Unified	Orange	Louis G Zeyen Elementary	57/66522-00-107	09/02/20	\$ 96,002	\$ -
Arvin Union	Kern	Sierra Vista Elementary	57/63313-00-002	09/04/20	\$ 4,938,288	\$ -
Alameda City Unified	Alameda	Encinal Junior/Senior High	57/61119-00-024	09/09/20	\$ 1,106,364	\$ -
Los Alamitos Unified	Orange	Richard Henry Lee Elementary	57/73924-00-018	09/09/20	\$ 1,287,991	\$ -
Fountain Valley Elementary	Orange	Talbert (Samuel E) Middle	57/66498-00-021	09/15/20	\$ 1,704,866	\$ -
San Francisco Unified	San Francisco	Giannini (AP) Middle	57/68478-28-003	09/16/20	\$ 7,072,634	\$ -
Fairfield-Suisun Unified	Solano	Tolenas Elementary	57/70540-00-024	09/16/20	\$ 2,669,660	\$ -
Los Alamitos Unified	Orange	Rossmoor Elementary	57/73924-00-019	09/18/20	\$ 579,407	\$ -
Kings River-Hardwick Union Elementary	Kings	Kings River-Hardwick Elementary	57/63941-00-002	09/30/20	\$ 4,033,525	\$ 2,689,017
Jacoby Creek Elementary	Humboldt	Jacoby Creek	57/62893-00-002	10/02/20	\$ 2,124,224	\$ 1,416,149
Merced City Elementary	Merced	John C Fremont Elementary	57/65771-00-016	10/06/20	\$ 2,295,823	\$ -
Merced City Elementary	Merced	Charles Wright Elementary	57/65771-00-017	10/06/20	\$ 2,630,615	\$ -
Santa Barbara Unified	Santa Barbara	McKinley Elementary	57/76786-00-017	10/12/20	\$ 629,634	\$ -
Lowell Joint	Los Angeles	Macy Elementary	57/64766-00-002	10/16/20	\$ 3,670,918	\$ -
North Cow Creek Elementary	Shasta	North Cow Creek Elementary	57/70078-00-002	10/19/20	\$ 144,669	\$ 96,446
Montague Elementary	Siskiyou	Montague Elementary	57/70417-00-003	10/21/20	\$ 1,289,954	\$ 859,969
Monterey Peninsula Unified	Monterey	Marina High	57/66092-00-040	10/22/20	\$ 3,778,564	\$ -
Whittier City Elementary	Los Angeles	Wallen L Andrews Elementary	57/65110-00-027	10/23/20	\$ 780,560	\$ -
Oak Run Elementary	Shasta	Oak Run Elementary	57/70086-00-001	10/23/20	\$ 55,449	\$ 36,966

SFP APPLICATIONS  
Modernization Acknowledged Applications Received Past Existing Authority as of December 31, 2022

District	County	Site Name	DSA Number	50-04 Date Received	Estimated State Grant (a)	Estimated Financial Hardship (b)
Imperial Unified	Imperial	Imperial High	57/63164-00-004	10/26/20	\$ 2,178,524	\$ -
Rosemead Elementary	Los Angeles	Savannah Elementary	57/64931-00-018	10/27/20	\$ 2,518,586	\$ -
Laguna Beach Unified	Orange	Thurston Middle	57/66555-00-005	10/28/20	\$ 1,292,376	\$ -
Sonoma County Office of Education	Sonoma	El Colegio	57/10496-00-005	10/29/20	\$ 397,070	\$ -
Long Beach Unified	Los Angeles	Cubberley K-8	57/64725-00-042	10/29/20	\$ 9,447,775	\$ -
Long Beach Unified	Los Angeles	Prisk Elementary	57/64725-00-043	10/29/20	\$ 600,627	\$ -
Long Beach Unified	Los Angeles	Wilson High	57/64725-00-044	10/29/20	\$ 17,001,370	\$ -
Long Beach Unified	Los Angeles	Naples Elementary	57/64725-00-045	10/29/20	\$ 2,159,336	\$ -
Palo Alto Unified	Santa Clara	Henry M Gunn High	57/69641-00-031	10/30/20	\$ 1,046,318	\$ -
Downey Unified	Los Angeles	Griffiths (Gordon) Middle	57/64451-00-039	11/02/20	\$ 5,499,618	\$ -
Garden Grove Unified	Orange	Ethan B Allen Elementary	57/66522-00-108	11/06/20	\$ 2,327,552	\$ -
Garden Grove Unified	Orange	Enders Elementary	57/66522-00-109	11/06/20	\$ 3,741,226	\$ -
Garden Grove Unified	Orange	Earl Warren Elementary	57/66522-00-110	11/06/20	\$ 686,694	\$ -
Garden Grove Unified	Orange	Mamie L Northcutt Elementary	57/66522-00-111	11/06/20	\$ 1,419,563	\$ -
Redwood City Elementary	San Mateo	Fair Oaks Elementary	57/69005-00-012	11/09/20	\$ 1,511,169	\$ -
Culver City Unified	Los Angeles	Farragut Elementary	57/64444-00-021	11/11/20	\$ 698,840	\$ -
Ceres Unified	Stanislaus	Ceres High	57/71043-00-017	11/11/20	\$ 4,527,998	\$ -
Manhattan Beach Unified	Los Angeles	Aurelia Pennekamp Elementary	57/75333-00-012	11/12/20	\$ 2,072,536	\$ -
Lodi Unified	San Joaquin	Tokay High	57/68585-00-017	11/16/20	\$ 6,191,949	\$ -
Millville Elementary	Shasta	Millville Elementary	57/70052-00-004	11/18/20	\$ 8,875	\$ 5,916
Tulare County Office of Education	Tulare	LB Hill Learning Center	57/10546-00-008	11/23/20	\$ 834,309	\$ 556,206
Murrieta Valley Unified	Riverside	Murrieta Canyon Academy	57/75200-00-011	11/24/20	\$ 2,023,092	\$ -
Palo Alto Unified	Santa Clara	El Carmelo Elementary	57/69641-00-032	12/01/20	\$ 456,529	\$ -
Turlock Unified	Stanislaus	Turlock High	57/75739-00-017	12/01/20	\$ 8,679,594	\$ -
Sequoia Union High	San Mateo	Menlo-Atherton High	57/69062-01-001	12/08/20	\$ 3,270,273	\$ -
Santa Barbara Unified	Santa Barbara	Peabody Charter	57/76786-00-018	12/09/20	\$ 1,200,035	\$ -
Canyon Elementary	Contra Costa	Canyon Elementary	57/61671-00-001	12/10/20	\$ 51,899	\$ 34,599
Lodi Unified	San Joaquin	Bear Creek High	57/68585-00-018	12/10/20	\$ 1,798,147	\$ -
Santa Monica-Malibu Unified	Los Angeles	John Muir Elementary	57/64980-00-021	12/14/20	\$ 3,288,633	\$ -
Santa Monica-Malibu Unified	Los Angeles	Grant Elementary	57/64980-00-022	12/14/20	\$ 491,283	\$ -
Pomona Unified	Los Angeles	Kellogg Polytechnic Elementary	57/64907-00-038	12/15/20	\$ 898,569	\$ -
Redwood City Elementary	San Mateo	Taft Elementary	57/69005-00-013	12/17/20	\$ 2,508,541	\$ -
Redwood City Elementary	San Mateo	Clifford Elementary	57/69005-00-014	12/17/20	\$ 1,974,531	\$ -
San Ramon Valley Unified	Contra Costa	Charlotte Wood Middle	57/61804-00-045	12/18/20	\$ 4,160,111	\$ -
Redwood City Elementary	San Mateo	Roosevelt Elementary	57/69005-00-015	12/18/20	\$ 2,983,678	\$ -
Redwood City Elementary	San Mateo	John Gill Elementary	57/69005-00-016	12/18/20	\$ 280,308	\$ -
Ceres Unified	Stanislaus	Carroll Fowler Elementary	57/71043-00-018	12/18/20	\$ 1,033,241	\$ -
Los Alamitos Unified	Orange	Los Alamitos High	57/73924-00-020	12/18/20	\$ 4,813,761	\$ -
Tulare City	Tulare	Live Oak Middle	57/72231-00-013	12/21/20	\$ 2,292,239	\$ -
Hemet Unified	Riverside	Winchester Elementary	57/67082-00-011	01/11/21	\$ 3,605,542	\$ -
Sequoia Union High	San Mateo	Menlo-Atherton High	57/69062-01-002	01/13/21	\$ 2,236,801	\$ -
Pomona Unified	Los Angeles	Roosevelt Elementary	57/64907-00-039	01/15/21	\$ 3,830,957	\$ -
Vacaville Unified	Solano	Sierra Vista K-8	57/70573-00-014	01/20/21	\$ 873,752	\$ -

SFP APPLICATIONS  
Modernization Acknowledged Applications Received Past Existing Authority as of December 31, 2022

District	County	Site Name	DSA Number	50-04 Date Received	Estimated State Grant (a)	Estimated Financial Hardship (b)
Vacaville Unified	Solano	Kairos Public School Vacaville Academy	57/70573-00-015	01/27/21	\$ 1,620,399	\$ -
Murrieta Valley Unified	Riverside	Murrieta Elementary	57/75200-00-012	01/29/21	\$ 2,935,085	\$ -
Pomona Unified	Los Angeles	Decker Elementary	57/64907-00-040	02/02/21	\$ 557,351	\$ -
South Bay Union Elementary	Humboldt	Pine Hill Elementary	57/63032-00-003	02/03/21	\$ 585,617	\$ -
Lassen View Union Elementary	Tehama	Lassen View Elementary	57/71563-00-001	02/03/21	\$ 460,366	\$ 306,911
Vallecito Union	Calaveras	Avery Middle	57/61580-00-003	02/05/21	\$ 895,071	\$ -
Redding Elementary	Shasta	Sequoia Middle	57/70110-00-008	02/05/21	\$ 5,098,012	\$ -
Livermore Valley Joint Unified	Alameda	East Avenue Middle	57/61200-00-030	02/08/21	\$ 1,456,271	\$ -
Pomona Unified	Los Angeles	Vejar Elementary	57/64907-00-041	02/08/21	\$ 2,445,541	\$ -
Traver Joint Elementary	Tulare	Traver Elementary	57/72223-00-002	02/09/21	\$ 939,161	\$ 626,107
Inglewood Unified	Los Angeles	Woodworth-Monroe K-8 Academy	57/64634-00-004	02/10/21	\$ 5,961,316	\$ -
Inglewood Unified	Los Angeles	Morningside High	57/64634-00-005	02/12/21	\$ 9,664,934	\$ -
Inglewood Unified	Los Angeles	Woodworth-Monroe K-8 Academy	57/64634-00-006	02/12/21	\$ 5,961,316	\$ -
Inglewood Unified	Los Angeles	Oak Street Elementary	57/64634-00-007	02/12/21	\$ 5,141,371	\$ -
Menifee Union Elementary	Riverside	Chester W Morrison Elementary	57/67116-00-002	02/12/21	\$ 2,277,282	\$ -
Temecula Valley Unified	Riverside	Rancho Elementary	57/75192-00-019	02/22/21	\$ 3,953,778	\$ -
Vacaville Unified	Solano	Vacaville High	57/70573-00-016	02/23/21	\$ 6,462,712	\$ -
Lindsay Unified	Tulare	Reagan Elementary	57/71993-00-010	02/25/21	\$ 1,273,276	\$ 848,851
Tracy Joint Unified	San Joaquin	North Elementary	57/75499-00-013	02/25/21	\$ 6,087,113	\$ -
Liberty Union High	Contra Costa	Liberty High	57/61721-00-005	02/26/21	\$ 1,092,009	\$ -
San Bernardino City Unified	San Bernardino	Serrano Middle	57/67876-00-111	03/05/21	\$ 849,688	\$ -
San Bernardino City Unified	San Bernardino	Martin Luther King Jr. Middle	57/67876-00-112	03/08/21	\$ 3,391,128	\$ -
Chino Valley Unified	San Bernardino	Ruben S. Ayala High	57/67678-00-033	03/10/21	\$ 9,671,171	\$ -
Chico Unified	Butte	Pleasant Valley High	57/61424-00-010	03/15/21	\$ 3,859,045	\$ -
Oak Park Unified	Ventura	Red Oak Elementary	57/73874-00-006	03/15/21	\$ 3,083,378	\$ -
Pomona Unified	Los Angeles	Armstrong Elementary	57/64907-00-042	03/16/21	\$ 500,176	\$ -
San Bernardino City Unified	San Bernardino	Pacific High	57/67876-00-113	03/23/21	\$ 15,389,526	\$ -
Natomas Unified	Sacramento	Bannon Creek	57/75283-00-006	03/26/21	\$ 2,937,820	\$ -
Natomas Unified	Sacramento	Jefferson Elementary	57/75283-00-007	03/26/21	\$ 618,428	\$ -
Paramount Unified	Los Angeles	Frank J. Zamboni Middle	57/64873-00-013	03/30/21	\$ 5,037,676	\$ -
Reef-Sunset Unified	Kings	Avenal High	57/73932-00-012	03/31/21	\$ 908,286	\$ -
Reef-Sunset Unified	Kings	Avenal Elementary	57/73932-00-013	03/31/21	\$ 3,281,916	\$ -
Reef-Sunset Unified	Kings	Avenal Elementary	57/73932-00-014	03/31/21	\$ 3,281,916	\$ -
Riverside County Office of Education	Riverside	Menifee Valley Middle	57/10330-00-001	04/01/21	\$ 401,302	\$ -
Riverside Unified	Riverside	Monroe Elementary	57/67215-00-048	04/02/21	\$ 914,304	\$ -
Las Lomitas Elementary	San Mateo	La Entrada Middle	57/68957-00-003	04/06/21	\$ 1,776,821	\$ -
Las Lomitas Elementary	San Mateo	Las Lomitas Elementary	57/68957-00-004	04/06/21	\$ 647,349	\$ -
Visalia Unified	Tulare	Hurley Elementary	57/72256-00-032	04/06/21	\$ 2,916,805	\$ -
Clovis Unified	Fresno	Maple Creek Elementary	57/62117-00-063	04/07/21	\$ 3,258,566	\$ -
Clovis Unified	Fresno	Nelson Elementary	57/62117-00-064	04/07/21	\$ 180,538	\$ -
San Bernardino City Unified	San Bernardino	Shandin Hills Middle	57/67876-00-114	04/07/21	\$ 1,984,598	\$ -
Redding Elementary	Shasta	Cypress Elementary	57/70110-00-009	04/08/21	\$ 1,860,757	\$ -
Konocti Unified	Lake	Lower Lake High	57/64022-00-015	04/13/21	\$ 966,365	\$ -

SFP APPLICATIONS  
Modernization Acknowledged Applications Received Past Existing Authority as of December 31, 2022

District	County	Site Name	DSA Number	50-04 Date Received	Estimated State Grant (a)	Estimated Financial Hardship (b)
Los Angeles Unified	Los Angeles	Blythe Street Elementary	57/64733-00-732	04/16/21	\$ 1,800,737	\$ -
Buellton Union Elementary	Santa Barbara	Oak Valley Elementary	57/69138-00-003	04/16/21	\$ 1,300,038	\$ -
Downey Unified	Los Angeles	Sussman (Edward A.) Middle	57/64451-00-040	04/26/21	\$ 3,654,641	\$ -
San Leandro Unified	Alameda	Garfield Elementary	57/61291-00-022	05/06/21	\$ 821,661	\$ -
San Leandro Unified	Alameda	Wilson Elementary	57/61291-00-023	05/06/21	\$ 1,000,593	\$ -
Desert Sands Unified	Riverside	Gerald R. Ford Elementary	57/67058-00-023	05/10/21	\$ 3,961,892	\$ -
Martinez Unified	Contra Costa	Las Juntas Elementary	57/61739-00-012	05/10/21	\$ 616,008	\$ -
Riverside Unified	Riverside	Arlington High	57/67215-00-049	05/14/21	\$ 1,175,470	\$ -
Shasta Union High	Shasta	Shasta High	57/70136-00-005	05/18/21	\$ 1,702,529	\$ -
Hermosa Beach City Elementary	Los Angeles	Hermosa View Elementary	57/64600-00-010	05/20/21	\$ 1,654,889	\$ -
Castro Valley Unified	Alameda	Vannoy Elementary	57/61150-00-031	05/22/21	\$ 321,554	\$ -
Pittsburg Unified	Contra Costa	Pittsburg Senior High	57/61788-00-011	05/28/21	\$ 7,941,908	\$ -
Val Verde Unified	Riverside	Mead Valley Elementary	57/75242-00-004	06/01/21	\$ 3,251,119	\$ -
Val Verde Unified	Riverside	Val Verde Elementary	57/75242-00-005	06/01/21	\$ 5,054,655	\$ -
Val Verde Unified	Riverside	Vista Verde Middle	57/75242-00-006	06/01/21	\$ 6,345,819	\$ -
Palm Springs Unified	Riverside	Agua Caliente Elementary	57/67173-00-012	06/02/21	\$ 2,370,815	\$ -
Lowell Joint	Los Angeles	El Portal Elementary	57/64766-00-003	06/07/21	\$ 1,286,348	\$ -
East Side Union High	Santa Clara	Andrew P. Hill High	57/69427-00-040	06/08/21	\$ 11,171,087	\$ -
Val Verde Unified	Riverside	Tomas Rivera Middle	57/75242-00-007	06/08/21	\$ 5,309,678	\$ -
Placer Union High	Placer	Placer High	57/66894-00-016	06/08/21	\$ 1,865,578	\$ -
San Juan Unified	Sacramento	Casa Roble Fundamental High	57/67447-00-070	06/11/21	\$ 2,413,857	\$ -
Bakersfield City	Kern	Bessie E. Owens Primary	57/63321-00-018	06/11/21	\$ 4,048,293	\$ -
Bakersfield City	Kern	Bessie E. Owens Intermediate	57/63321-00-019	06/11/21	\$ 5,114,606	\$ -
Visalia Unified	Tulare	Mt. Whitney High	57/72256-00-033	06/14/21	\$ 2,244,397	\$ -
Salida Union Elementary	Stanislaus	Salida Elementary	57/71266-00-002	06/17/21	\$ 943,006	\$ -
Salida Union Elementary	Stanislaus	Independence Charter	57/71266-00-003	06/17/21	\$ 460,501	\$ -
Salida Union Elementary	Stanislaus	Mildred Perkins Elementary	57/71266-00-004	06/17/21	\$ 1,820,378	\$ -
Santa Monica-Malibu Unified	Los Angeles	Lincoln Middle	57/64980-00-023	06/18/21	\$ 1,365,171	\$ -
Lucia Mar Unified	San Luis Obispo	Arroyo Grande High	57/68759-00-019	06/15/21	\$ 1,186,650	\$ -
Lodi Unified	San Joaquin	Wagner-Holt Elementary	57/68585-00-019	06/21/21	\$ 664,542	\$ -
Wheatland Union High	Yuba	Wheatland Union High	57/72769-00-003	06/25/21	\$ 1,080,953	\$ -
Desert Sands Unified	Riverside	Abraham Lincoln Elementary	57/67058-00-024	07/02/21	\$ 1,839,667	\$ -
Fontana Unified	San Bernardino	Locust Elementary	57/67710-00-027	07/07/21	\$ 593,663	\$ -
Anderson Union High	Shasta	West Valley High	57/69856-00-004	07/08/21	\$ 1,460,131	\$ -
Mendota Unified	Fresno	Mendota High	57/75127-00-007	07/08/21	\$ 2,400,209	\$ -
Chino Valley Unified	San Bernardino	Hidden Trails Elementary	57/67678-00-034	07/08/21	\$ 2,084,162	\$ -
Chino Valley Unified	San Bernardino	Butterfield Ranch Elementary	57/67678-00-035	07/08/21	\$ 2,084,162	\$ -
Manhattan Beach Unified	Los Angeles	Grand View Elementary	57/75333-00-013	07/13/21	\$ 3,557,507	\$ -
Vacaville Unified	Solano	Edwin Markham Elementary	57/70573-00-017	07/16/21	\$ 3,873,519	\$ -
Long Beach Unified	Los Angeles	Robinson Academy	57/64725-00-006	07/21/21	\$ 4,793,886	\$ -
Pleasanton Unified	Alameda	Amador Valley High	57/75101-00-018	07/21/21	\$ 1,552,152	\$ -
Atascadero Unified	San Luis Obispo	San Benito Elementary	57/68700-00-012	07/30/21	\$ 2,726,484	\$ -
Clovis Unified	Fresno	Cole Elementary	57/62117-00-065	08/03/21	\$ 3,901,527	\$ -

SFP APPLICATIONS  
Modernization Acknowledged Applications Received Past Existing Authority as of December 31, 2022

District	County	Site Name	DSA Number	50-04 Date Received	Estimated State Grant (a)	Estimated Financial Hardship (b)
San Ardo Union Elementary	Monterey	San Ardo Elementary	57/66175-00-001	08/06/21	\$ 904,499	\$ -
Los Angeles Unified	Los Angeles	Granada Hills Continuation	57/64733-00-733	08/10/21	\$ 11,024,897	\$ -
East Side Union High	Santa Clara	James Lick High	57/69427-00-041	08/11/21	\$ 9,249,390	\$ -
Livermore Valley Joint Unified	Alameda	Joe Michell Elementary	57/61200-00-031	08/12/21	\$ 2,952,077	\$ -
Long Beach Unified	Los Angeles	Hughes Middle	57/64725-00-047	08/13/21	\$ 10,336,081	\$ -
Shasta Union High	Shasta	Enterprise High	57/70136-00-006	08/13/21	\$ 405,965	\$ -
Fowler Unified	Fresno	Marshall Elementary	57/62158-00-005	08/16/21	\$ 593,663	\$ -
Val Verde Unified	Riverside	Rainbow Ridge Elementary	57/75242-00-008	08/16/21	\$ 3,183,778	\$ -
Mountain View-Los Altos Union High	Santa Clara	Los Altos High	57/69609-00-006	08/17/21	\$ 2,086,507	\$ -
Chico Unified	Butte	Pleasant Valley High	57/61424-00-011	08/20/21	\$ 1,143,544	\$ -
Simi Valley Unified	Ventura	Simi Valley High	57/72603-00-035	08/23/21	\$ 3,001,246	\$ -
Simi Valley Unified	Ventura	Royal High	57/72603-00-036	08/23/21	\$ 6,538,581	\$ -
Los Angeles Unified	Los Angeles	Arroyo Seco Museum Science	57/64733-00-735	08/24/21	\$ 1,992,899	\$ -
Cloverdale Unified	Sonoma	Washington Middle	57/70656-00-003	08/25/21	\$ 1,594,800	\$ -
Jefferson Elementary	San Mateo	Garden Village Elementary	57/68916-00-031	09/02/21	\$ 576,150	\$ -
San Juan Unified	Sacramento	John Barrett Middle	57/67447-00-071	09/03/21	\$ 4,012,081	\$ -
Fowler Unified	Fresno	Malaga Elementary	57/62158-00-006	09/07/21	\$ 996,505	\$ -
Irvine Unified	Orange	South Lake Middle	57/73650-00-037	09/08/21	\$ 5,557,028	\$ -
Elk Grove Unified	Sacramento	Pleasant Grove Elementary	57/67314-00-038	09/14/21	\$ 2,732,908	\$ -
Elk Grove Unified	Sacramento	Joseph Kerr Middle	57/67314-00-039	09/15/21	\$ 1,887,743	\$ -
San Luis Coastal Unified	San Luis Obispo	Bishop's Peak Elementary	57/68809-00-029	09/23/21	\$ 4,987,333	\$ -
Val Verde Unified	Riverside	Victoriano Elementary	57/75242-00-009	09/23/21	\$ 1,028,097	\$ -
Newport-Mesa Unified	Orange	Back Bay High	57/66597-00-052	09/24/21	\$ 568,251	\$ -
Newport-Mesa Unified	Orange	Horace Ensign Intermediate	57/66597-00-053	09/27/21	\$ 3,521,366	\$ -
Hemet Unified	Riverside	Little Lake Elementary	57/67082-00-012	09/27/21	\$ 2,358,946	\$ -
Victor Valley Union High	San Bernardino	Silverado High	57/67934-00-005	09/27/21	\$ 13,912,788	\$ -
Sequoia Union Elementary	Tulare	Sequoia Union Elementary	57/72116-00-002	09/29/21	\$ 2,272,945	\$ -
Fowler Unified	Fresno	Fowler High	57/62158-00-007	10/07/21	\$ 1,620,174	\$ -
Newport-Mesa Unified	Orange	Costa Mesa High	57/66597-00-054	10/08/21	\$ 2,661,188	\$ -
San Leandro Unified	Alameda	McKinley Elementary	57/61291-00-024	10/11/21	\$ 572,174	\$ -
San Leandro Unified	Alameda	Washington Elementary	57/61291-00-025	10/11/21	\$ 635,413	\$ -
San Marcos Unified	San Diego	Richland Elementary	57/73791-00-011	10/12/21	\$ 2,410,423	\$ -
Santa Cruz City High	Santa Cruz	Santa Cruz High	57/69823-00-014	10/13/21	\$ 1,097,306	\$ -
Val Verde Unified	Riverside	Mary McLeod Bethune Elementary	57/75242-00-010	10/13/21	\$ 3,927,022	\$ -
Val Verde Unified	Riverside	El Potrero Elementary	57/75242-00-011	10/14/21	\$ 1,085,424	\$ -
San Bernardino City Unified	San Bernardino	Del Rosa Elementary	57/67876-00-115	10/15/21	\$ 4,576,808	\$ -
San Bernardino City Unified	San Bernardino	Warm Springs Elementary	57/67876-00-116	10/15/21	\$ 4,811,962	\$ -
Windsor Unified	Sonoma	Mattie Washburn Elementary	57/75358-00-005	10/20/21	\$ 2,467,229	\$ -
McCabe Union Elementary	Imperial	McCabe Elementary	57/63180-00-002	10/25/21	\$ 877,698	\$ 587,878
Lowell Joint	Los Angeles	Jordan Elementary	57/64766-00-004	10/26/21	\$ 2,685,245	\$ -
Sutter Union High	Sutter	Sutter High	57/71449-00-003	10/27/21	\$ 1,958,886	\$ 1,305,924
Los Angeles Unified	Los Angeles	Sherman Oaks Center for Enriched Studies	57/64733-00-736	10/29/21	\$ 15,234,395	\$ -
Vallejo City Unified	Solano	Highland Elementary	57/70581-00-021	11/02/21	\$ 1,406,709	\$ -

SFP APPLICATIONS  
Modernization Acknowledged Applications Received Past Existing Authority as of December 31, 2022

District	County	Site Name	DSA Number	50-04 Date Received	Estimated State Grant (a)	Estimated Financial Hardship (b)
Vallejo City Unified	Solano	Vallejo High	57/70581-00-022	11/02/21	\$ 7,334,265	\$ -
Compton Unified	Los Angeles	Compton High	57/73437-01-044	11/09/21	\$ 11,859,646	\$ -
Thermalito Union Elementary	Butte	Poplar Avenue Elementary	57/61549-00-007	11/15/21	\$ 2,145,740	\$ -
Los Angeles Unified	Los Angeles	Theodore Roosevelt Senior High	57/64733-05-019	11/15/21	\$ 26,510,715	\$ -
San Bernardino City Unified	San Bernardino	Rio Vista Elementary	57/67876-00-117	11/15/21	\$ 1,706,152	\$ -
San Bernardino City Unified	San Bernardino	Barton Elementary	57/67876-00-118	11/15/21	\$ 1,969,764	\$ -
San Bernardino City Unified	San Bernardino	Cole Elementary	57/67876-00-119	11/15/21	\$ 312,681	\$ -
San Juan Unified	Sacramento	Arden Middle	57/67447-00-072	11/17/21	\$ 5,618,883	\$ -
Surprise Valley Joint Unified	Modoc	Surprise Valley High	57/65896-00-002	11/24/21	\$ 92,981	\$ 61,987
Pittsburg Unified	Contra Costa	Willow Cove Elementary	57/61788-00-012	12/07/21	\$ 3,407,170	\$ -
San Diego Unified	San Diego	Linda Vista Elementary	57/68338-00-269	12/08/21	\$ 2,023,418	\$ -
San Diego Unified	San Diego	La Jolla Elementary	57/68338-00-270	12/09/21	\$ 2,506,714	\$ -
San Diego Unified	San Diego	Clairemont Canyons Academy	57/68338-00-271	12/09/21	\$ 1,588,882	\$ -
San Diego Unified	San Diego	Spreckels Elementary	57/68338-00-272	12/10/21	\$ 3,371,438	\$ -
Glendale Unified	Los Angeles	Benjamin Franklin Elementary	57/64568-00-050	12/17/21	\$ 2,693,602	\$ -
San Juan Unified	Sacramento	Greer Elementary	57/67447-00-073	12/17/21	\$ 2,122,725	\$ -
San Juan Unified	Sacramento	Sylvan Middle	57/67447-00-074	12/17/21	\$ 3,421,146	\$ -
Hermosa Beach City Elementary	Los Angeles	Hermosa Valley Elementary	57/64600-00-011	12/20/21	\$ 1,407,337	\$ -
Long Beach Unified	Los Angeles	Fremont Elementary	57/64725-00-048	12/20/21	\$ 3,811,046	\$ -
Stockton Unified	San Joaquin	Montezuma Elementary	57/68676-00-043	12/20/21	\$ 3,941,683	\$ -
Snowline Joint Unified	San Bernardino	Serrano High	57/73957-00-002	12/20/21	\$ 26,786,772	\$ -
Los Angeles Unified	Los Angeles	Pio Pico Middle	57/64733-00-737	12/23/21	\$ 3,881,973	\$ -
Los Angeles Unified	Los Angeles	Los Angeles Polytechnic High	57/64733-38-024	12/23/21	\$ 18,394,736	\$ -
Hanford Joint Union High	Kings	Hanford West High	57/63925-00-006	01/03/22	\$ 6,324,560	\$ -
Hanford Joint Union High	Kings	Hanford High	57/63925-00-007	01/03/22	\$ 9,031,588	\$ -
Cloverdale Unified	Sonoma	Jefferson Elementary	57/70656-00-004	01/03/22	\$ 226,175	\$ 150,783
San Juan Unified	Sacramento	Dyer-Kelly Elementary	57/67447-00-075	01/04/22	\$ 2,639,171	\$ -
South Pasadena Unified	Los Angeles	Arroyo Vista Elementary	57/65029-00-007	01/06/22	\$ 2,037,319	\$ -
South Pasadena Unified	Los Angeles	Monterey Hills Elementary	57/65029-00-008	01/06/22	\$ 2,764,964	\$ -
South Pasadena Unified	Los Angeles	Marengo Elementary	57/65029-00-009	01/06/22	\$ 1,300,812	\$ -
Santa Monica-Malibu Unified	Los Angeles	Santa Monica High	57/64980-00-024	01/07/22	\$ 2,263,976	\$ -
Lodi Unified	San Joaquin	Lodi High	57/68585-00-020	01/07/22	\$ 12,701,506	\$ -
Santa Monica-Malibu Unified	Los Angeles	Malibu Elementary	57/64980-00-025	01/10/22	\$ 211,730	\$ -
Santa Monica-Malibu Unified	Los Angeles	Roosevelt Elementary	57/64980-00-026	01/10/22	\$ 253,045	\$ -
San Juan Unified	Sacramento	Del Campo High	57/67447-00-076	01/11/22	\$ 1,718,782	\$ -
Vacaville Unified	Solano	Willis Jepson Middle	57/70573-00-018	01/12/22	\$ 2,510,040	\$ -
Lucia Mar Unified	San Luis Obispo	Dana Elementary	57/68759-00-020	01/13/22	\$ 1,545,027	\$ -
San Francisco Unified	San Francisco	Marina Middle	57/68478-79-006	01/14/22	\$ 5,087,190	\$ -
Visalia Unified	Tulare	Green Acres Middle	57/72256-00-034	01/18/22	\$ 5,041,833	\$ -
Mendocino Unified	Mendocino	Mendocino High	57/65581-00-007	01/19/22	\$ 1,822,028	\$ -
Oakland Unified	Alameda	Fremont High	57/61259-00-072	01/20/22	\$ 13,081,284	\$ -
Fremont Union High	Santa Clara	Cupertino High	57/69468-00-017	01/25/22	\$ 2,883,779	\$ -
Fremont Union High	Santa Clara	Fremont High	57/69468-00-018	01/25/22	\$ 1,831,159	\$ -



SFP APPLICATIONS  
Modernization Acknowledged Applications Received Past Existing Authority as of December 31, 2022

District	County	Site Name	DSA Number	50-04 Date Received	Estimated State Grant (a)	Estimated Financial Hardship (b)
Fremont Union High	Santa Clara	Monta Vista High	57/69468-00-019	01/25/22	\$ 824,211	\$ -
Lucia Mar Unified	San Luis Obispo	Branch Elementary	57/68759-00-021	01/26/22	\$ 1,198,935	\$ -
Lucia Mar Unified	San Luis Obispo	Shell Beach Elementary	57/68759-00-022	01/26/22	\$ 1,267,161	\$ -
Shiloh Elementary	Stanislaus	Shiloh Elementary	57/71274-00-002	01/26/22	\$ 692,087	\$ -
San Ramon Valley Unified	Contra Costa	San Ramon Valley High	57/61804-03-001	01/31/22	\$ 13,278,135	\$ -
Santa Monica-Malibu Unified	Los Angeles	Will Rogers Elementary	57/64980-00-027	02/02/22	\$ 274,399	\$ -
Santa Monica-Malibu Unified	Los Angeles	John Adams Middle	57/64980-00-028	02/02/22	\$ 685,570	\$ -
Redlands Unified	San Bernardino	Lugonia Elementary	57/67843-00-017	02/02/22	\$ 402,314	\$ -
Redlands Unified	San Bernardino	Cope Middle	57/67843-00-018	02/02/22	\$ 1,076,784	\$ -
Redlands Unified	San Bernardino	Crafton Elementary	57/67843-00-019	02/02/22	\$ 508,135	\$ -
Redlands Unified	San Bernardino	Mentone Elementary	57/67843-00-020	02/02/22	\$ 1,361,431	\$ -
Pomona Unified	Los Angeles	Arroyo Elementary	57/64907-00-043	02/03/22	\$ 1,999,555	\$ -
Pacifica	San Mateo	Ocean Shore Elementary	57/68932-00-010	02/03/22	\$ 936,186	\$ -
Long Beach Unified	Los Angeles	Helen Keller Middle	57/64725-00-049	02/04/22	\$ 2,222,143	\$ -
Pomona Unified	Los Angeles	Ganesha High	57/64907-00-044	02/08/22	\$ 1,011,959	\$ -
Pomona Unified	Los Angeles	Garey High	57/64907-00-045	02/08/22	\$ 4,246,063	\$ -
Pomona Unified	Los Angeles	Alcott Elementary	57/64907-00-046	02/10/22	\$ 976,486	\$ -
Los Angeles Unified	Los Angeles	San Pedro Senior High	57/64733-20-023	02/11/22	\$ 21,899,618	\$ -
Paradise Unified	Butte	Pine Ridge Elementary	57/61531-00-008	02/14/22	\$ 1,269,481	\$ -
Paradise Unified	Butte	Paradise Intermediate	57/61531-00-009	02/14/22	\$ 1,382,107	\$ -
Desert Sands Unified	Riverside	James Madison Elementary	57/67058-00-025	02/15/22	\$ 2,709,586	\$ -
Pleasanton Unified	Alameda	Lydiksen Elementary	57/75101-00-019	02/15/22	\$ 973,948	\$ -
Pomona Unified	Los Angeles	Emerson Middle	57/64907-00-047	02/15/22	\$ 680,119	\$ -
Hesperia Unified	San Bernardino	Kingston Elementary	57/75044-00-003	02/15/22	\$ 810,533	\$ 540,355
Hesperia Unified	San Bernardino	Hesperia High	57/75044-00-004	02/15/22	\$ 2,355,588	\$ 1,570,392
Hesperia Unified	San Bernardino	Mesa Grande Elementary	57/75044-00-004	02/15/22	\$ 635,093	\$ 423,395
Hesperia Unified	San Bernardino	Juniper Elementary	57/75044-00-006	02/15/22	\$ 614,040	\$ 409,360
Hesperia Unified	San Bernardino	Hesperia Junior High	57/75044-00-007	02/15/22	\$ 1,168,650	\$ 779,100
Monterey Peninsula Unified	Monterey	Central Coast High	57/66092-00-041	02/17/22	\$ 1,149,664	\$ -
Anaheim Union High	Orange	Ball Junior High	57/66431-04-001	02/17/22	\$ 1,448,209	\$ -
Los Angeles Unified	Los Angeles	McKinley Avenue Elementary	57/64733-00-738	02/15/22	\$ 4,349,403	\$ -
San Rafael City Elementary	Marin	Bahia Vista Elementary	57/65458-00-017	02/22/22	\$ 880,472	\$ -
Val Verde Unified	Riverside	Rancho Verde High	57/75242-00-012	02/23/22	\$ 1,902,897	\$ -
Tipton Elementary	Tulare	Tipton Elementary	57/72215-00-002	02/24/22	\$ 5,614,678	\$ -
San Luis Coastal Unified	San Luis Obispo	C L Smith Elementary	57/68809-00-030	03/01/22	\$ 678,485	\$ -
San Luis Coastal Unified	San Luis Obispo	Morro Bay High	57/68809-00-031	03/01/22	\$ 885,342	\$ -
Redwood City Elementary	San Mateo	Roy Cloud Elementary	57/69005-00-017	03/03/22	\$ 3,943,536	\$ -
Morgan Hill Unified	Santa Clara	Jackson Academy of Music and Math (JAMM)	57/69583-00-016	03/03/22	\$ 3,815,943	\$ -
Santa Ana Unified	Orange	Raymond A. Villa Fundamental Intermediate	57/66670-00-066	03/04/22	\$ 9,953,855	\$ -
Los Angeles Unified	Los Angeles	Sixth Avenue Elementary	57/64733-00-739	03/02/22	\$ 3,138,562	\$ -
Los Angeles Unified	Los Angeles	Grover Cleveland Charter High	57/64733-41-008	03/02/22	\$ 24,548,061	\$ -
Chaffey Joint Union High	San Bernardino	Rancho Cucamonga High	57/67652-00-008	03/10/22	\$ 10,643,989	\$ -
Desert Sands Unified	Riverside	Harry S. Truman Elementary	57/67058-00-026	03/10/22	\$ 4,124,664	\$ -

SFP APPLICATIONS  
Modernization Acknowledged Applications Received Past Existing Authority as of December 31, 2022

District	County	Site Name	DSA Number	50-04 Date Received	Estimated State Grant (a)	Estimated Financial Hardship (b)
Los Nietos	Los Angeles	Rancho Santa Gertrudes Elementary	57/64758-00-010	03/11/22	\$ 1,901,647	\$ -
Corona-Norco Unified	Riverside	George Washington Elementary	57/67033-00-024	03/15/22	\$ 3,081,248	\$ -
Natomas Unified	Sacramento	Natomas High	57/75283-00-008	03/15/22	\$ 2,785,949	\$ -
Pacifica	San Mateo	Ortega Elementary	57/68932-00-011	03/15/22	\$ 711,463	\$ -
Newport-Mesa Unified	Orange	Estancia High	57/66597-00-055	03/17/22	\$ 971,307	\$ -
Fresno Unified	Fresno	Jackson Elementary	57/62166-00-146	03/18/22	\$ 2,662,218	\$ -
Walnut Valley Unified	Los Angeles	Diamond Bar High	57/73460-00-015	03/25/22	\$ 12,510,472	\$ -
Anaheim Union High	Orange	Sycamore Junior High	57/66431-01-001	03/28/22	\$ 7,672,618	\$ -
Anaheim Union High	Orange	Magnolia High	57/66431-05-001	04/01/22	\$ 4,943,593	\$ -
Downey Unified	Los Angeles	Old River Elementary	57/64451-00-034	04/01/22	\$ 467,316	\$ -
Lowell Joint	Los Angeles	Meadow Green Elementary	57/64766-00-005	04/04/22	\$ 4,454,043	\$ -
Irvine Unified	Orange	Canyon View Elementary	57/73650-00-038	04/04/22	\$ 919,860	\$ -
Redding Elementary	Shasta	Bonny View Elementary	57/70110-00-010	04/06/22	\$ 1,689,660	\$ -
Marysville Joint Unified	Yuba	Arboga Elementary	57/72736-00-018	04/07/22	\$ 3,148,614	\$ -
Brawley Elementary	Imperial	Barbara Worth Junior High	57/63073-00-009	04/08/22	\$ 591,616	\$ 394,410
Brawley Elementary	Imperial	Miguel Hidalgo Elementary	57/63073-00-010	04/08/22	\$ 259,394	\$ 172,929
Brawley Elementary	Imperial	Phil D Swing Elementary	57/63073-00-011	04/08/22	\$ 107,415	\$ 71,610
Brawley Elementary	Imperial	Myron D Witter Elementary	57/63073-00-012	04/08/22	\$ 323,175	\$ 215,450
Napa Valley Unified	Napa	McPherson Elementary	57/66266-00-033	04/08/22	\$ 991,174	\$ -
Napa Valley Unified	Napa	Browns Valley Elementary	57/66266-00-034	04/08/22	\$ 828,732	\$ -
Napa Valley Unified	Napa	Alta Heights Elementary	57/66266-00-035	04/08/22	\$ 1,211,201	\$ -
Konocti Unified	Lake	Lower Lake High	57/64022-00-016	04/11/22	\$ 651,016	\$ -
Konocti Unified	Lake	Lower Lake High	57/64022-00-017	04/11/22	\$ 1,478,323	\$ -
Lucia Mar Unified	San Luis Obispo	Grover Heights Elementary	57/68759-00-023	04/11/22	\$ 2,512,552	\$ -
Fremont Unified	Alameda	G. M. Walters Middle	57/61176-00-056	04/12/22	\$ 2,067,993	\$ -
San Lorenzo Unified	Alameda	Lorenzo Manor Elementary	57/61309-00-019	04/12/22	\$ 725,024	\$ -
Natomas Unified	Sacramento	Natomas Pacific Pathways Prep Elementary	57/75283-00-009	04/13/22	\$ 1,371,220	\$ -
Anaheim Union High	Orange	Anaheim High	57/66431-01-002	04/14/22	\$ 976,302	\$ -
Anaheim Union High	Orange	Ball Junior High	57/66431-04-002	04/14/22	\$ 1,180,348	\$ -
South Pasadena Unified	Los Angeles	South Pasadena Middle	57/65029-00-010	04/19/22	\$ 1,380,396	\$ -
Chino Valley Unified	San Bernardino	Eagle Canyon Elementary	57/67678-00-036	04/25/22	\$ 3,570,964	\$ -
Del Norte County Unified	Del Norte	Del Norte High	57/61820-00-018	04/26/22	\$ 5,094,741	\$ -
Redwood City Elementary	San Mateo	Garfield Elementary	57/69005-00-018	04/26/22	\$ 2,259,978	\$ -
Redwood City Elementary	San Mateo	Hoover Elementary	57/69005-00-019	04/26/22	\$ 5,111,654	\$ -
Paradise Unified	Butte	Cedarwood Elementary	57/61531-00-010	04/27/22	\$ 1,362,022	\$ -
Los Angeles Unified	Los Angeles	North Hollywood Senior High	57/64733-22-015	04/27/22	\$ 37,353,240	\$ -
Pacifica	San Mateo	Vallemar Elementary	57/68932-00-012	04/29/22	\$ 623,940	\$ -
Pacifica	San Mateo	Sunset Ridge Elementary	57/68932-00-013	04/29/22	\$ 250,808	\$ -
Pacifica	San Mateo	Ingrid B. Lacy Middle	57/68932-00-014	04/29/22	\$ 342,573	\$ -
Castaic Union	Los Angeles	Live Oak Elementary	57/64345-00-001	05/02/22	\$ 3,406,493	\$ -
Pacifica	San Mateo	Cabrillo Elementary	57/68932-00-015	05/06/22	\$ 834,020	\$ -
Vallejo City Unified	Solano	Loma Vista Elementary	57/70581-00-023	05/06/22	\$ 366,250	\$ -
San Leandro Unified	Alameda	Roosevelt Elementary	57/61291-00-026	05/09/22	\$ 689,795	\$ -

SFP APPLICATIONS  
Modernization Acknowledged Applications Received Past Existing Authority as of December 31, 2022

District	County	Site Name	DSA Number	50-04 Date Received	Estimated State Grant (a)	Estimated Financial Hardship (b)
Capistrano Unified	Orange	Tesoro High	57/66464-00-022	01/22/19	\$ 1,938,922	\$ -
Robla Elementary	Sacramento	Robla Elementary	57/67421-00-004	05/13/22	\$ 1,035,307	\$ -
Robla Elementary	Sacramento	Glenwood Elementary	57/67421-00-005	05/13/22	\$ 2,218,515	\$ -
Robla Elementary	Sacramento	Bell Avenue Elementary	57/67421-00-006	05/13/22	\$ 1,183,208	\$ -
Pittsburg Unified	Contra Costa	Los Medanos Elementary	57/61788-00-013	05/16/22	\$ 2,143,377	\$ -
San Bernardino City Unified	San Bernardino	Oehl Elementary	57/67876-00-120	05/16/22	\$ 628,688	\$ -
San Bernardino City Unified	San Bernardino	San Bernardino High	57/67876-00-121	05/16/22	\$ 5,335,031	\$ -
Napa Valley Unified	Napa	Shearer Elementary	57/66266-00-036	05/17/22	\$ 810,849	\$ -
San Juan Unified	Sacramento	Mira Loma High	57/67447-00-077	05/17/22	\$ 7,352,094	\$ -
Butteville Union Elementary	Siskiyou	Butteville Elementary	57/70201-00-003	05/17/22	\$ 2,404,047	\$ -
Santa Barbara Unified	Santa Barbara	Adams Elementary	57/76786-00-019	05/17/22	\$ 200,982	\$ -
Galt Joint Union Elementary	Sacramento	River Oaks Elementary	57/67348-00-005	05/26/22	\$ 1,503,956	\$ -
Oak Valley Union Elementary	Tulare	Oak Valley Elementary	57/72017-00-003	05/26/22	\$ 4,062,347	\$ -
Fallbrook Union High	San Diego	Fallbrook High	57/68122-00-002	06/07/22	\$ 8,496,541	\$ -
Desert Sands Unified	Riverside	James Earl Carter Elementary	57/67058-00-027	06/09/22	\$ 3,563,958	\$ -
Manteca Unified	San Joaquin	French Camp Elementary	57/68593-00-016	06/12/22	\$ 4,638,120	\$ -
Napa Valley Unified	Napa	Vintage High	57/66266-00-037	06/13/22	\$ 915,716	\$ -
Napa Valley Unified	Napa	Napa High	57/66266-00-038	06/13/22	\$ 865,309	\$ -
Oxnard	Ventura	Emilie Ritchen Elementary	57/72538-00-032	06/13/22	\$ 4,841,293	\$ -
Oxnard	Ventura	Christa McAuliffe Elementary	57/72538-00-033	06/13/22	\$ 5,265,275	\$ -
Napa Valley Unified	Napa	Bel Aire Park Elementary	57/66266-00-039	06/16/22	\$ 1,753,543	\$ -
Napa Valley Unified	Napa	Northwood Elementary	57/66266-00-040	06/16/22	\$ 1,336,277	\$ -
Napa Valley Unified	Napa	Napa Valley Language Academy	57/66266-00-041	06/16/22	\$ 807,786	\$ -
Napa Valley Unified	Napa	Donaldson Way Elementary	57/66266-00-042	06/16/22	\$ 1,439,884	\$ -
Washington Unified	Yolo	Westmore Oaks Elementary	57/72694-00-020	06/17/22	\$ 1,414,493	\$ -
Long Beach Unified	Los Angeles	Twain Elementary	57/64725-00-050	06/21/22	\$ 7,379,385	\$ -
Firebaugh-Las Deltas Unified	Fresno	Hazel M. Bailey Primary	57/73809-00-007	06/22/22	\$ 2,665,139	\$ -
Long Beach Unified	Los Angeles	Holmes Elementary	57/64725-00-051	06/30/22	\$ 5,242,796	\$ -
Napa Valley Unified	Napa	Shearer Elementary	57/66266-00-043	07/06/22	\$ 825,985	\$ -
Fresno Unified	Fresno	McLane High	57/62166-00-147	07/07/22	\$ 1,973,319	\$ -
Fresno Unified	Fresno	Roosevelt High	57/62166-00-148	07/07/22	\$ 4,761,015	\$ -
Folsom-Cordova Unified	Sacramento	Natoma Station Elementary	57/67330-21-008	07/08/22	\$ 2,887,576	\$ -
Anaheim Union High	Orange	Magnolia High	57/66431-05-002	07/15/22	\$ 1,175,602	\$ -
La Canada Unified	Los Angeles	Palm Crest Elementary	57/64659-00-009	07/18/22	\$ 1,690,836	\$ -
Temecula Valley Unified	Riverside	Vintage Hills Elementary	57/75192-00-020	07/18/22	\$ 4,976,650	\$ -
Pomona Unified	Los Angeles	Allison Elementary	57/64907-00-048	07/19/22	\$ 699,903	\$ -
Capistrano Unified	Orange	Tesoro High	57/66464-00-026	07/19/22	\$ 1,827,518	\$ -
Pomona Unified	Los Angeles	Harrison Elementary	57/64907-00-049	07/20/22	\$ 1,021,809	\$ -
Napa County Office of Education	Napa	Napa County Community	57/10280-00-001	07/26/22	\$ 1,522,528	\$ -
Los Angeles Unified	Los Angeles	Ninety-Second Street Elementary	57/64733-00-741	07/27/22	\$ 6,510,147	\$ -
San Juan Unified	Sacramento	San Juan High	57/67447-00-078	07/27/22	\$ 4,489,464	\$ -
Yuba County Office of Education	Yuba	Spring Valley School	57/10587-00-004	07/28/22	\$ 702,116	\$ 468,077
Waterford Unified	Stanislaus	Waterford Junior High	57/75572-00-005	07/28/22	\$ 1,964,525	\$ -

SFP APPLICATIONS  
Modernization Acknowledged Applications Received Past Existing Authority as of December 31, 2022

District	County	Site Name	DSA Number	50-04 Date Received	Estimated State Grant (a)	Estimated Financial Hardship (b)
Waterford Unified	Stanislaus	Richard M. Moon Primary	57/75572-00-006	07/28/22	\$ 3,469,242	\$ 2,312,828
Greenfield Union	Kern	Fairview Elementary	57/63503-00-011	07/29/22	\$ 4,546,409	\$ 3,030,939
Mountain View Whisman	Santa Clara	Amy Imai Elementary	57/69591-00-006	08/01/22	\$ 1,933,212	\$ -
Mountain View Whisman	Santa Clara	Edith Landels Elementary	57/69591-00-007	08/01/22	\$ 2,042,065	\$ -
Mountain View Whisman	Santa Clara	Isaac Newton Graham Middle	57/69591-00-008	08/01/22	\$ 3,546,225	\$ -
Mountain View Whisman	Santa Clara	Benjamin Bubbs Elementary	57/69591-00-009	08/01/22	\$ 2,494,672	\$ -
Mountain View-Los Altos Union High	Santa Clara	Mountain View High	57/69609-00-007	08/03/22	\$ 1,952,607	\$ -
Hanford Elementary	Kings	Lee Richmond Elementary	57/63917-00-011	08/05/22	\$ 620,015	\$ -
Hanford Elementary	Kings	Roosevelt Elementary	57/63917-00-012	08/05/22	\$ 1,227,752	\$ -
San Benito High	San Benito	San Benito High	57/67538-00-007	08/09/22	\$ 1,489,873	\$ -
San Benito High	San Benito	San Benito High	57/67538-00-008	08/09/22	\$ 6,029,189	\$ -
San Benito High	San Benito	San Benito High	57/67538-00-009	08/10/22	\$ 1,148,465	\$ -
Waukena Joint Union Elementary	Tulare	Waukena Joint Union Elementary	57/72264-00-001	08/10/22	\$ 2,496,045	\$ -
Lammersville Joint Unified	San Joaquin	Lammersville Elementary	57/76760-00-002	08/10/22	\$ 2,363,198	\$ -
Imperial County Office of Education	Imperial	Imperial Valley Center	57/10132-00-002	08/11/22	\$ 4,543,368	\$ -
Pomona Unified	Los Angeles	Golden Springs Elementary	57/64907-00-050	08/11/22	\$ 973,417	\$ -
Santa Barbara Unified	Santa Barbara	Harding University Partnership	57/76786-00-020	08/11/22	\$ 1,721,568	\$ -
Anaheim Union High	Orange	Anaheim High	57/66431-01-003	08/15/22	\$ 937,125	\$ -
Yuba County Office of Education	Yuba	Agnes Weber Meade (Sdl)	57/10587-00-001	08/16/22	\$ 1,065,828	\$ -
Vacaville Unified	Los Angeles	Buckingham Collegiate Charter Academy	57/70573-00-019	08/16/22	\$ 3,058,512	\$ -
Alhambra Unified	Los Angeles	Marguerita Elementary	57/75713-00-030	08/16/22	\$ 4,081,175	\$ -
Alhambra Unified	Los Angeles	Monterey Highlands Elementary	57/75713-00-031	08/16/22	\$ 3,341,620	\$ -
Alhambra Unified	Los Angeles	Brightwood Elementary	57/75713-00-032	08/16/22	\$ 4,689,655	\$ -
Alhambra Unified	Los Angeles	Emery Park Elementary	57/75713-00-033	08/16/22	\$ 1,280,632	\$ -
Riverdale Joint Unified	Fresno	Fipps Primary	57/75408-00-007	08/17/22	\$ 974,694	\$ -
Riverdale Joint Unified	Fresno	Riverdale Elementary	57/75408-00-008	08/17/22	\$ 1,269,522	\$ -
Riverdale Joint Unified	Fresno	Riverdale High	57/75408-00-009	08/17/22	\$ 230,325	\$ -
San Luis Coastal Unified	San Luis Obispo	San Luis Obispo High	57/68809-00-032	08/18/22	\$ 2,952,034	\$ -
Windsor Unified	Sonoma	Cali Calmecac Language Academy	57/75358-00-006	08/24/22	\$ 2,514,317	\$ -
Visalia Unified	Tulare	La Joya Middle	57/72256-00-035	08/25/22	\$ 4,459,387	\$ -
Hayward Unified	Alameda	Winton Middle	57/61192-00-006	08/29/22	\$ 3,817,884	\$ -
Del Norte County Unified	Del Norte	Redwood Elementary	57/61820-00-019	08/31/22	\$ 954,538	\$ -
Del Norte County Unified	Del Norte	Smith River Elementary	57/61820-00-020	08/31/22	\$ 707,717	\$ -
San Mateo Union High	San Mateo	San Mateo High	57/69047-00-007	08/31/22	\$ 1,722,665	\$ -
San Mateo Union High	San Mateo	Capuchino High	57/69047-00-008	08/31/22	\$ 1,825,976	\$ -
San Mateo Union High	San Mateo	Mills High	57/69047-00-009	09/01/22	\$ 865,538	\$ -
San Mateo Union High	San Mateo	Burlingame High	57/69047-00-010	09/01/22	\$ 4,655,344	\$ -
San Mateo Union High	San Mateo	Hillsdale High	57/69047-00-011	09/01/22	\$ 5,337,097	\$ -
San Mateo Union High	San Mateo	Aragon High	57/69047-00-012	09/01/22	\$ 3,113,529	\$ -
Redding Elementary	Shasta	Juniper Elementary	57/70110-00-011	09/01/22	\$ 1,275,879	\$ -
Visalia Unified	Tulare	Redwood High	57/72256-00-036	09/07/22	\$ 8,601,516	\$ -
Vista Unified	San Diego	Rancho Buena Vista High	57/68452-00-013	09/09/22	\$ 1,462,014	\$ -
Vista Unified	San Diego	Vista Academy of Visual and Performing Arts	57/68452-00-014	09/09/22	\$ 693,680	\$ -

SFP APPLICATIONS  
Modernization Acknowledged Applications Received Past Existing Authority as of December 31, 2022

District	County	Site Name	DSA Number	50-04 Date Received	Estimated State Grant (a)	Estimated Financial Hardship (b)
Vista Unified	San Diego	Vista Magnet Middle School of Technology, Science	57/68452-00-015	09/09/22	\$ 1,253,731	\$ -
Redding Elementary	Shasta	Turtle Bay	57/70110-00-012	09/09/22	\$ 1,467,178	\$ -
Visalia Unified	Tulare	Valley Oak Middle	57/72256-00-037	09/13/22	\$ 2,894,248	\$ -
Long Beach Unified	Los Angeles	Burcham Elementary	57/64725-00-052	09/20/22	\$ 6,470,500	\$ -
Long Beach Unified	Los Angeles	Burcham Elementary	57/64725-00-053	09/20/22	\$ 7,193,025	\$ -
Long Beach Unified	Los Angeles	Bryant Elementary	57/64725-00-054	09/20/22	\$ 4,721,657	\$ -
Lucia Mar Unified	San Luis Obispo	Arroyo Grande High	57/68759-00-024	09/20/22	\$ 5,001,927	\$ -
San Juan Unified	Sacramento	Del Paso Manor Elementary	57/67447-00-079	09/21/22	\$ 662,218	\$ -
Colton Joint Unified	San Bernardino	Terrace Hills Middle	57/67686-00-027	09/22/22	\$ 952,923	\$ -
Snowline Joint Unified	San Bernardino	Baldy Mesa Elementary	57/73957-00-003	09/23/22	\$ 5,059,475	\$ -
Snowline Joint Unified	San Bernardino	Chaparral High	57/73957-00-004	09/23/22	\$ 2,121,725	\$ -
Lucia Mar Unified	San Luis Obispo	Fairgrove Elementary	57/68759-00-025	09/29/22	\$ 1,496,985	\$ -
Vallejo City Unified	Solano	Jesse M. Bethel High	57/70581-00-024	09/29/22	\$ 2,775,937	\$ -
Los Angeles Unified	Los Angeles	One Hundred Fifty-Third Street	57/64733-00-743	10/05/22	\$ 578,191	\$ -
Ocean View	Orange	Star View Elementary	57/66613-00-025	10/07/22	\$ 858,917	\$ -
Castro Valley Unified	Alameda	Chabot Elementary	57/61150-00-032	10/10/22	\$ 510,060	\$ -
San Juan Unified	Sacramento	Greer Elementary	57/67447-00-080	10/10/22	\$ 474,022	\$ -
Castro Valley Unified	Alameda	Independent Elementary	57/61150-00-033	10/13/22	\$ 2,053,061	\$ -
East Side Union High	Santa Clara	Independence High	57/69427-00-042	10/14/22	\$ 1,129,027	\$ -
San Juan Unified	Sacramento	Lichen K-8	57/67447-00-081	10/17/22	\$ 2,127,194	\$ -
Los Angeles Unified	Los Angeles	Garvanza Elementary	57/64733-00-744	10/18/22	\$ 2,019,801	\$ -
Capistrano Unified	Orange	Aliso Niguel High	57/66464-00-027	10/18/22	\$ 1,874,147	\$ -
Natomas Unified	Sacramento	American Lakes	57/75283-00-010	10/18/22	\$ 3,340,838	\$ -
San Diego Unified	San Diego	Balboa Elementary	57/68338-00-273	10/19/22	\$ 9,474,093	\$ -
Val Verde Unified	Riverside	Vista Verde Middle	57/75242-00-013	10/19/22	\$ 549,789	\$ -
Los Angeles Unified	Los Angeles	Aragon Avenue Elementary	57/64733-00-745	10/20/22	\$ 3,468,406	\$ -
Los Angeles Unified	Los Angeles	Belvedere Middle	57/64733-09-012	10/20/22	\$ 8,317,822	\$ -
Los Angeles Unified	Los Angeles	Thomas Jefferson Senior High	57/64733-13-011	10/20/22	\$ 26,205,856	\$ -
Castro Valley Unified	Alameda	Castro Valley Elementary	57/61150-00-034	10/25/22	\$ 889,525	\$ -
Castro Valley Unified	Alameda	Marshall Elementary	57/61150-00-035	10/25/22	\$ 1,000,074	\$ -
Castro Valley Unified	Alameda	Stanton Elementary	57/61150-00-036	10/25/22	\$ 1,006,248	\$ -
Castro Valley Unified	Alameda	Proctor Elementary	57/61150-00-037	10/25/22	\$ 1,517,774	\$ -
Monterey Peninsula Unified	Monterey	Martin Luther King	57/66092-00-043	10/25/22	\$ 329,990	\$ -
Pomona Unified	Los Angeles	Simons Middle	57/64907-00-051	10/26/22	\$ 2,993,985	\$ -
Pittsburg Unified	Contra Costa	Parkside Elementary	57/61788-00-014	10/27/22	\$ 139,907	\$ -
Los Angeles Unified	Los Angeles	Second Street Elementary	57/64733-00-746	11/03/22	\$ 3,357,743	\$ -
San Dieguito Union High	San Diego	Diegueno Middle	57/68346-00-010	11/04/22	\$ 6,378,380	\$ -
Los Angeles Unified	Los Angeles	Belvedere Middle	57/64733-09-013	11/07/22	\$ 8,317,822	\$ -
Los Angeles Unified	Los Angeles	Daniel Webster Middle	57/64733-24-009	11/07/22	\$ 2,502,777	\$ -
Los Angeles Unified	Los Angeles	Twenty-Fourth Street Elementary	57/64733-00-747	11/09/22	\$ 3,530,518	\$ -
Ocean View	Orange	Vista View Middle	57/66613-00-026	11/09/22	\$ 834,256	\$ -
Nevada Joint Union High	Nevada	Bear River High	57/66357-00-015	11/11/22	\$ 4,199,229	\$ -
Los Angeles Unified	Los Angeles	Castelar Street Elementary	57/64733-00-748	11/15/22	\$ 2,108,585	\$ -

SFP APPLICATIONS  
Modernization Acknowledged Applications Received Past Existing Authority as of December 31, 2022

District	County	Site Name	DSA Number	50-04 Date Received	Estimated State Grant (a)	Estimated Financial Hardship (b)
Morongo Unified	San Bernardino	Twentynine Palms High	57/67777-00-010	11/17/22	\$ 2,382,390	\$ -
Chula Vista Elementary	San Diego	Feaster (Mae L.) Charter	57/68023-00-020	11/17/22	\$ 5,419,613	\$ -
Benicia Unified	Solano	Benicia High	57/70524-00-018	11/18/22	\$ 2,930,340	\$ -
Benicia Unified	Solano	Matthew Turner Elementary	57/70524-00-019	11/18/22	\$ 1,143,890	\$ -
Lamont Elementary	Kern	Alicante Avenue Elementary	57/63560-00-005	11/21/22	\$ 1,331,109	\$ -
Lamont Elementary	Kern	Lamont Elementary	57/63560-00-006	11/21/22	\$ 2,852,292	\$ -
Ocean View	Orange	Marine View Middle	57/66613-00-027	11/21/22	\$ 767,590	\$ -
Los Angeles Unified	Los Angeles	James Madison Middle	57/64733-00-749	11/22/22	\$ 2,451,838	\$ -
Los Angeles Unified	Los Angeles	Ambler Avenue Elementary	57/64733-00-750	11/22/22	\$ 1,158,703	\$ -
Jurupa Unified	Riverside	Jurupa Middle	57/67090-00-017	11/22/22	\$ 4,566,713	\$ -
Los Angeles Unified	Los Angeles	Anatola Avenue Elementary	57/64733-00-751	12/02/22	\$ 1,845,345	\$ -
Los Angeles Unified	Los Angeles	Bancroft (Hubert Howe) Junior	57/64733-31-009	12/02/22	\$ 5,340,325	\$ -
San Mateo Union High	San Mateo	Capuchino High	57/69047-00-013	12/02/22	\$ 935,967	\$ -
Los Angeles Unified	Los Angeles	Canfield Avenue Elementary	57/64733-00-752	12/05/22	\$ 2,026,799	\$ -
Sunnyvale	Santa Clara	Ellis Elementary	57/69690-00-014	12/06/22	\$ 2,178,244	\$ -
Sequoia Union High	San Mateo	Woodside High	57/69062-00-039	12/07/22	\$ 1,935,008	\$ -
Capistrano Unified	Orange	Dana Hills High	57/66464-00-028	12/08/22	\$ 796,991	\$ -
Natomas Unified	Sacramento	Natomas High	57/75283-00-011	12/08/22	\$ 4,513,367	\$ -
Santa Barbara Unified	Santa Barbara	Monroe Elementary	57/76786-00-021	12/09/22	\$ 999,273	\$ -
San Ramon Valley Unified	Contra Costa	Alamo Elementary	57/61804-03-002	12/12/22	\$ 837,192	\$ -
Vista Unified	San Diego	Vista High	57/68452-00-016	12/15/22	\$ 9,424,252	\$ -
Albany City Unified	Alameda	Marin Elementary	57/61127-00-007	12/22/22	\$ 1,578,838	\$ -
					\$ 1,706,638,705	\$ 27,426,188
					<b>\$ 1,734,064,893</b>	

## **INFORMATION ITEM**

### **FACILITY HARDSHIP/REHABILITATION APPROVALS WITHOUT FUNDING**

**As of November 28, 2022**

## FACILITY HARDSHIP/REHABILITATION APPROVALS WITHOUT FUNDING

As of November 28, 2022 State Allocation Board

### FACILITY HARDSHIP

<i>School District</i>	<i>County</i>	<i>Program</i>	<i>Application Number</i>	<i>School Site Name</i>	<i>SAB Approval Date</i>	<i>Funding Application Due Date</i>	<i>Estimated State Grant</i>
<b>Estimated Total Need (State Share)</b>							

### REHABILITATION

<i>School District</i>	<i>County</i>	<i>Program</i>	<i>Application Number</i>	<i>School Site Name</i>	<i>SAB Approval Date</i>	<i>Funding Application Due Date</i>	<i>Estimated State Grant</i>
Del Norte Unified	Del Norte	Facility Hardship	58/61820-00-009	Crescent Elk Middle	8/25/2021	Not Applicable*	\$ 1,253,864
Del Norte Unified	Del Norte	Facility Hardship	58/61820-00-010	Joe Hamilton Elementary	11/28/2021	Not Applicable*	\$ 577,692
<b>Estimated Total Need (State Share)</b>							\$ 1,831,556

<b>Facility Hardship and Rehabilitation Estimated Total Need (State Share)</b>							\$ 1,831,556
--	--	--	--	--	--	--	--------------

\*These projects have received conceptual approval from the State Allocation Board. Districts are no longer subject to a timeline to submit a funding request corresponding to these projects, however conceptual approval does not reserve Bond Authority.



## **Section 1859.81. Financial Hardship.**

Except for Joint-Use Projects and Career Technical Education Facilities Projects, a district is eligible for financial hardship to fund all or a portion of its matching share requirement after demonstrating the requirements of (a), (c), and (d) below:

(a) The district is financially unable to provide all necessary matching funds for an eligible project. To determine this, an analysis shall be made of the district's financial records by the OPSC including data and records maintained by the CDE and the County Office of Education. The analysis shall consist of a review of the district's latest Independent Audit regarding funds available from all capital facility accounts, including, but not limited to, developer fees, funds generated from capital facility certificates of participation, federal grants, redevelopment funds, sale proceeds from surplus property, the appraised value of facilities approved for replacement pursuant to Section 1859.82, bond funds either encumbered, unencumbered or authorized but unsold, and savings from other SFP projects. All funds thus identified that have not been expended or encumbered by a contractual agreement for a specific capital outlay purpose prior to the initial request for financial hardship status shall be deemed available as a matching contribution.

After the initial request for financial hardship status is granted, no further encumbrances will be approved by the OPSC and all prospective revenue made available to the district's capital facility accounts shall be deemed available as matching contribution on the subsequent financial hardship review, with the exception of:

- (1) Approved interim housing expenditures.
- (2) Funding to pay for previously recognized multi-year encumbrances approved at the initial financial hardship approval.
- (3) Funding that is transferred into a Special Reserve Fund and is used for the express purpose of the Federal Renovation Program when the amount expended out of that fund does not exceed the maximum Federal Renovation Grant amount.
- (4) Funding that is transferred into a Special Reserve Fund and is used for the express purpose of the School Facilities Needs Assessment Grant Program or Emergency Repair Program when the amount expended out of that fund does not exceed the maximum grant amount apportioned.
- (5) Funding that is transferred into a Special Reserve Fund and is used for the express purpose of the Career Technical Education Facilities Program when the amount expended out of that fund does not exceed the applicant's share of the maximum grant amount apportioned.
- (6) Funding that is transferred into a Special Reserve Fund and used for the express purpose of the Overcrowding Relief Grant when the amount expended out of that fund does not exceed the amount of the site acquisition and design costs of the project and the district has submitted an approved Form SAB 50-11.
- (7) Funding that is used for the express purpose of reimbursing the State a proportionate share of financial hardship received when there has been a transfer of a special education program and title to the facility. In addition, the funding was used within five years of the title transfer.
- (8) Funding to pay for obtaining a structural report pursuant to Section 1859.82.2 for an approvable and funded seismic mitigation project.
- (9) All other capital facility funding for a period of three years when no subsequent financial hardship request is made during this period, with the exception of the funding identified in (6). The three-year period begins with the date of the most recent financial hardship new construction or modernization adjusted grant funding apportionment.

When Overcrowding Relief Grant funding is set aside pursuant to (6) and the School District has not submitted, or the OPSC has not accepted, a Form SAB 50-04 for an Overcrowding Relief Grant within three years from the date of deposit into the Special Reserve Fund, or the School District has not met the requirements in Sections 1859.90 or 1859.105, remaining funds plus interest accrued at the Pooled Money Investment Board rate at that time period shall be deemed available as matching contribution on a subsequent financial hardship project or be captured through an audit adjustment pursuant to Section 1859.106.

The financial hardship analysis is subject to approval by the Board.

(b) From the funds deemed available as a matching contribution, the district may retain \$19,776 per classroom in each enrollment reporting period for the cost to provide interim housing for the currently unhoused pupils of the district. The amount shown shall be adjusted annually in the manner prescribed in Section 1859.71. The number of classrooms needed for interim housing for the currently unhoused pupils shall be the sum of the positive numbers determined in (b)(7) as follows:

(1) Determine the current enrollment of the district by grade level as shown on the latest Form SAB 50-01.

(2) Determine the New Construction Grants apportioned by grade level for all SFP projects and LPP funded under the provisions of Sections 1859.12 or 1859.13 where the district has submitted Form SAB 50-06 indicating that the project is 100 percent complete.

(3) Subtract (b)(2) from (b)(1).

(4) Determine the number of classrooms by grade level reported in Part 1, Line 8 on Form SAB 50-02.

(5) Multiply the classrooms determined in (b)(4) by 25 for K-6, 27 for 7-12, 13 for Non-Severe and 9 for Severe.

(6) Subtract the product determined in (b)(5) from the difference determined in (b)(3) by grade level.

(7) Divide the difference by grade level determined in (b)(6) by 25 for K-6, 27 for 7-12, 13 for Non-Severe and 9 for Severe and round up to the nearest whole number.

From the funds deemed available as a matching contribution, the district may also retain \$19,776 per portable toilet unit in each reporting period for the cost to provide necessary interim toilet facilities for the currently unhoused pupils of the district. The amount shown shall be adjusted annually in the manner prescribed in Section 1859.71. The number of toilet facilities needed for interim housing shall be the sum of the positive numbers determined in (b)(7) divided by eight rounded up to the nearest whole number.

From the funds deemed available as a matching contribution, the district may also retain \$19,776 per classroom in each reporting period for the cost to provide necessary interim housing for the currently unhoused pupils displaced as a result of a SAB approved seismic mitigation project pursuant to Section 1859.82.2. The amount shown shall be adjusted annually in the manner prescribed in Section 1859.71. The number of classrooms needed for interim housing shall be the quotient of the displaced pupils by 25 for K-6, 27 for 7-12, 13 for Non-Severe and 9 for Severe and round up to the nearest whole number.

If the district's available funds, as determined by the OPSC analysis less costs for interim housing, is less than its matching share, the district will be deemed to have met the requirements of this Subsection.

(c) The district has made all reasonable efforts to fund its matching share of the project by demonstrating it is levying the developer fee justified under law or an alternative revenue source equal to or greater than the developer fee otherwise justified under law at the time of request for hardship and the district meets at least one of the following:

(1) The current outstanding bonded indebtedness of the district issued for the purpose of constructing school facilities in accordance with Education Code Section 17072.35 or 17074.25 as appropriate, at the time of request for financial hardship status, is at least 60 percent of the district's total bonding capacity. Outstanding bonded indebtedness includes that part of general obligation bonds, Mello-Roos Bonds, School Facility Improvement District Bonds and certificates of participation which the district is paying a debt service that was issued for capital outlay school facility purposes.

(2) The district had a successful registered voter bond election for at least the maximum amount allowed under Proposition 39 within the previous two years from the date of request for financial hardship status. The proceeds from the bond election that represent the maximum amount allowed under the provisions of Proposition 39 must be used to fund the district's matching share requirement for SFP project(s).

(3) It is a County Superintendent of Schools.

(4) The district's total bonding capacity at the time of the request for financial hardship status is \$5 million or less.

(5) Other evidence of reasonable effort as approved by the SAB.

If the district's request for financial hardship status is denied by the Board, the district may be deemed eligible for rental payments of \$2,000 per year per classroom under the Emergency School Classroom Law of 1979 for a two year period when relocatable classroom buildings are available and the district provides financial documentation that it is unable to afford the full rental amount and any other information satisfactory to the Board that the rental reduction is necessary. The number of classrooms eligible for the \$2,000 rental payments shall be the sum of the numbers determined in (c)(5)(B) as follows:

(A) Determine the number of pupils by grade level that the district requested a New Construction Grant on the Form SAB 50-04 that were denied financial hardship status.

(B) Divide the number by grade level determined in (c)(5)(A) by 25 for K-6, 27 for 7-12, 13 for Non-Severe and 9 for Severe and round up to the nearest whole number.

(d) The district has not signed a contract for acquisition or construction of classrooms that replace existing facility(ies), which were included in the determination of the district's new construction eligibility pursuant to Education Code Section 17071.75, in a locally funded project during the five-year period immediately preceding the district's application for financial hardship assistance. This restriction may be lifted if the Board finds that unforeseen and extenuating circumstances existed that required the district to use local funds to replace the facility(ies).

(e) If the district meets the financial hardship requirements in this Section, the amount of financial hardship is equal to the district's matching share less funds deemed available in (a).

(1) Once a district has been notified by OPSC that it meets the requirements of financial hardship in this Section, the district may file Form SAB 50-04 under the

provisions of financial hardship anytime within a period of 180 calendar days from the date of the OPSC notification.

(2) If the district does not submit Form SAB 50-04 under the provisions of financial hardship within 180 calendar days of the OPSC notification of approval of financial hardship status, the district must re-qualify for financial hardship status under the provisions of this Section by submittal of a new request for financial hardship status.

(3) If the project(s) has been included on an unfunded list for more than 180 calendar days, a review of the district's funds pursuant to (a) will be made to determine if additional district funds are available to fund the district's matching share of the project(s).

Financial hardship approval status by the OPSC for a separate design and/or site apportionment does not apply to any subsequent funding for the project(s).

(f) If the district submits Form SAB 50-04 within 180 calendar days of the OPSC notification of approval of financial hardship and the project(s) has been included on the "Unfunded List (Lack of AB 55 Loans)" for more than 180 calendar days as a result of the State of California's inability to provide interim financing from the Pooled Money Investment Account (AB 55 loans), the Board may suspend the unfunded review requirement as defined in Regulation Section 1859.81(e). Projects added to any other unfunded list shall be subject to the review detailed in Regulation Section 1859.81(e). Regulation Section 1859.81(f) shall become inoperative July 1, 2011.

(g) A project added to an unfunded list on or after July 1, 2011 will be subject to the review detailed in section (e)(3). For projects added to an unfunded list between February 25, 2009 and June 30, 2011, only the district's financial records on or after July 1, 2011 will be considered in calculating any adjustment to the district's matching share.

(h) On or after September 22, 2017, a district may submit a request for funding in advance of obtaining a determination of Financial Hardship.

(1) To be considered for Financial Hardship, the district must check the box on the Form SAB 50-04 requesting Financial Hardship pursuant to this subsection when submitting a request for funding.

(2) Prior to processing an application OPSC will notify the district in writing to submit the necessary documentation for a Financial Hardship analysis pursuant to (a), (b), (c) and (d). OPSC will not accept any documents for a Financial Hardship analysis in advance of the notification. Failure to submit the requested documentation within 60 calendar days of OPSC's notification will result in either a. or b.:

a. District may amend their Form SAB 50-04 to exclude the request for Financial Hardship determination.

b. OPSC will return the request for funding and related materials to the district.

(3) Upon notification of Financial Hardship approval, any Form SAB 50-04 processed within 180 calendar days of the approval date will be included in the approval.

(4) For any Form SAB 50-04 processed more than 180 calendar days after the date of the Financial Hardship approval the district shall re-qualify for Financial Hardship status.

Note: Authority cited: Sections 17070.35, 17075.15, 17078.72 and 17592.73, Education Code.

Reference: Sections 17071.75, 17075.10, 17075.15, and 17079.20, Education Code.